

FCC Test Report

FCC ID: QISGRU-B09

Project No. : 1707C002
Equipment : TalkBand
Model Name : GRU-B09
Applicant : Huawei Technologies Co., Ltd.
Address : Administration Building, Headquarters of Huawei Technologies Co., Ltd., Bantian, Longgang District, Shenzhen, 518129, P.R.C

Date of Receipt : Jul. 03, 2017
Date of Test : Jul. 03, 2017 ~ Jul. 06, 2017
Issued Date : Jul. 07, 2017
Tested by : BTL Inc.

Testing Engineer : Treey Chen
(Treey Chen)

Technical Manager : Bill Zhang
(Bill Zhang)

Authorized Signatory : Steven Lu
(Steven Lu)

B T L I N C .

No.3, Jinshagang 1st Road, Shixia, Dalang Town, Dongguan,
Guangdong, China.

TEL: +86-769-8318-3000 FAX: +86-769-8319-6000



Declaration

BTL represents to the client that testing is done in accordance with standard procedures as applicable and that test instruments used has been calibrated with standards traceable to international standard(s) and/or national standard(s).

BTL's reports apply only to the specific samples tested under conditions. It is manufacture's responsibility to ensure that additional production units of this model are manufactured with the identical electrical and mechanical components. **BTL** shall have no liability for any declarations, inferences or generalizations drawn by the client or others from **BTL** issued reports.

BTL's report must not be used by the client to claim product certification, approval, or endorsement by NVLAP, NIST, or any agency of the Federal Government.

This report is the confidential property of the client. As a mutual protection to the clients, the public and **BTL-self**, extracts from the test report shall not be reproduced except in full with **BTL's** authorized written approval.

BTL's laboratory quality assurance procedures are in compliance with the **ISO Guide 17025** requirements, and accredited by the conformity assessment authorities listed in this test report.

Limitation

For the use of the authority's logo is limited unless the Test Standard(s)/Scope(s)/Item(s) mentioned in this test report is (are) included in the conformity assessment authorities acceptance respective.

Table of Contents	Page
REPORT ISSUED HISTORY	4
1 . CERIFICATION	5
2 . SUMMARY OF TEST RESULTS	6
2.1 TEST FACILITY	7
2.2 MEASUREMENT UNCERTAINTY	7
3 . GENERAL INFORMATION	8
3.1 GENERAL DESCRIPTION OF EUT	8
3.2 DESCRIPTION OF TEST MODES	9
3.3 EUT OPERATING CONDITIONS	9
3.4 BLOCK DIAGRAM SHOWING THE CONFIGURATION OF SYSTEM TESTED	10
3.5 DESCRIPTION OF SUPPORT UNITS	11
4 . EMC EMISSION TEST	12
4.1 CONDUCTED EMISSION MEASUREMENT	12
4.1.1 POWER LINE CONDUCTED EMISSION	12
4.1.2 MEASUREMENT INSTRUMENTS LIST	12
4.1.3 TEST PROCEDURE	13
4.1.4 DEVIATION FROM TEST STANDARD	13
4.1.5 TEST SETUP	13
4.1.6 TEST RESULTS	13
4.2 RADIATED EMISSION MEASUREMENT	20
4.2.1 LIMITS OF RADIATED EMISSION MEASUREMENT	20
4.2.2 MEASUREMENT INSTRUMENTS LIST	21
4.2.3 TEST PROCEDURE	22
4.2.4 DEVIATION FROM TEST STANDARD	22
4.2.5 TEST SETUP	23
4.2.6 TEST RESULTS-BELOW 1GHZ	23
4.2.7 TEST RESULTS-ABOVE 1GHZ	36

REPORT ISSUED HISTORY

Issued No.	Description	Issued Date
BTL-FCCE-1-1707C002	Original Issue.	Jul. 07, 2017

1. CERIFICATION

Equipment : TalkBand
Brand Name : HUAWEI
Model Name : GRU-B09
Applicant : Huawei Technologies Co., Ltd.
Manufacturer : Huawei Technologies Co., Ltd.
Address : Administration Building, Headquarters of Huawei Technologies Co., Ltd.,
Bantian, Longgang District Shenzhen China
Factory : Huawei Technologies Co., Ltd.
Address : Administration Building, Headquarters of Huawei Technologies Co., Ltd.,
Bantian, Longgang District Shenzhen China
Date of Test : Jul. 03, 2017 ~ Jul. 06, 2017
Test Sample : Engineering Sample
Standard(s) : FCC Part 15, Subpart B
ANSI C63.4-2014

The above equipment has been tested and found compliance with the requirement of the relative standards by BTL Inc.

The test data, data evaluation, and equipment configuration contained in our test report (Ref No. BTL-FCCE-1-1707C002) were obtained utilizing the test procedures, test instruments, test sites that has been accredited by the Authority of TAF according to the ISO-17025 quality assessment standard and technical standard(s).

2. SUMMARY OF TEST RESULTS

Test procedures according to the technical standard(s):

EMC Emission				
Standard(s)	Test Item	Limit	Judgment	Remark
FCC Part15, Subpart B ANSI C63.4-2014	Conducted Emission	Class B	PASS	
	Radiated emission Below 1 GHz	Class B	PASS	
	Radiated emission Above 1 GHz	Class B	PASS	NOTE(2)

NOTE:

- (1) " N/A" denotes test is not applicable to this device.
- (2) The EUT's max operating frequency is 2.4GHz which exceeds 108 MHz, so the test will be performed.

2.1 TEST FACILITY

The test facilities used to collect the test data in this report at the location of No.3, Jinshagang 1st Road, Shixia, Dalang Town, Dongguan, Guangdong, China.

2.2 MEASUREMENT UNCERTAINTY

Where relevant, the following measurement uncertainty levels have been estimated for tests performed on the EUT as specified in CISPR 16-4-2. The BTL measurement uncertainty is less than the CISPR 16-4-2 U_{CISPR} requirement.

The reported uncertainty of measurement $y \pm U$, where expanded uncertainty U is based on a standard uncertainty multiplied by a coverage factor of $k=2$, providing a level of confidence of approximately **95%**.

A. Conducted Measurement :

Test Site	Method	Measurement Frequency Range	U, (dB)
DG-C02	CISPR	150 kHz ~ 30MHz	2.32

B. Radiated Measurement :

Test Site	Method	Measurement Frequency Range	Ant. H / V	U, (dB)
DG-CB03 (3m)	CISPR	9KHz ~ 30MHz	V	3.79
		9KHz ~ 30MHz	H	3.57
		30MHz ~ 200MHz	V	3.82
		30MHz ~ 200MHz	H	3.78
		200MHz ~ 1,000MHz	V	4.10
		200MHz ~ 1,000MHz	H	4.06

Test Site	Method	Measurement Frequency Range	Ant. H / V	U, (dB)
DG-CB03	CISPR	1GHz ~ 18GHz	V	3.12
		1GHz ~ 18GHz	H	3.68

Note: Unless specifically mentioned, the uncertainty of measurement has not been taken into account to declare the compliance or non-compliance to the specification.

3. GENERAL INFORMATION

3.1 GENERAL DESCRIPTION OF EUT

Equipment	TalkBand
Brand Name	HUAWEI
Model Name	GRU-B09
Model Difference	N/A
Power Source	#1 DC Voltage supplied from AC/DC adapter. #2 Battery Supplied.
Power Rating	#1 Input: 100–240V #2 DC 3.8V
HW Version	309000119674R4
SW Version	2.0.16

Note:

1. For a more detailed features description, please refer to the manufacturer’s specifications or the user's manual.
2. GRU-B09 is a TalkBand based on Android wear OS; it can be communicated with mobile phone via Bluetooth. It supports Bluetooth. GRU-B09 also support MP3 player function, alarm clock, intelligent user can judge the state of motion, supports IP55&IP57 dustproof and waterproof level.
3. The EUT contains following accessory devices

Item	Mfr/Brand	Model.
Battery	COSLIGHT	HB421422EAC
	LISHEN	
	DESAY	

3.2 DESCRIPTION OF TEST MODES

To investigate the maximum EMI emission characteristics generated from EUT, the test system was pre-scanning tested base on the consideration of following EUT operation mode or test configuration mode which possible have effect on EMI emission level. Each of these EUT operation mode(s) or test configuration mode(s) mentioned above was evaluated respectively.

Pretest Mode	Description
Mode 1	Operating
Mode 2	USB Charge+Operating

For Conducted Test	
Final Test Mode	Description
Mode 2	USB Charge+Operating

For Radiated Test	
Final Test Mode	Description
Mode 1	Operating
Mode 2	USB Charge+Operating

3.3 EUT OPERATING CONDITIONS

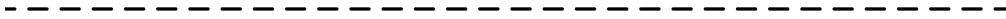
The EUT exercise program used during radiated and/or conducted emission measurement was designed to exercise the various system components in a manner similar to a typical use.

3.4 BLOCK DIAGRAM SHOWING THE CONFIGURATION OF SYSTEM TESTED

Mode 1

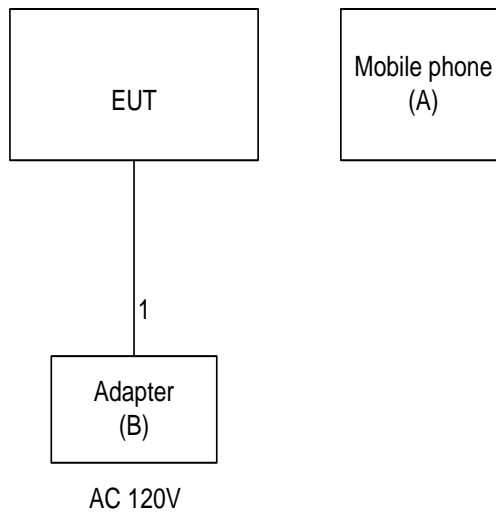


Ground plane



Remote System

Mode 2



Ground plane



Remote System

3.5 DESCRIPTION OF SUPPORT UNITS

The EUT has been tested as an independent unit together with other necessary accessories or support units. The following support units or accessories were used to form a representative test configuration during the tests.

Item	Equipment	Mfr/Brand	Model/Type No.	FCC ID	Series No.
A	Mobile Phone	SAMSUNG	SGH-1747	A3LSGH1747	R31C208VLDB
B	Adapter	HUAWEI	HW-050100B01	N/A	N/A

Item	Shielded Type	Ferrite Core	Length	Note
1	YES	NO	1.2m	USB Cable

4. EMC EMISSION TEST

4.1 CONDUCTED EMISSION MEASUREMENT

4.1.1 POWER LINE CONDUCTED EMISSION (FREQUENCY RANGE 150KHZ-30MHZ)

FREQUENCY (MHz)	Class A (dBuV)		Class B (dBuV)	
	Quasi-peak	Average	Quasi-peak	Average
0.15 -0.5	79.00	66.00	66 - 56 *	56 - 46 *
0.50 -5.0	73.00	60.00	56.00	46.00
5.0 -30.0	73.00	60.00	60.00	50.00

Note:

- (1) The tighter limit applies at the band edges.
- (2) The limit of " * " marked band means the limitation decreases linearly with the logarithm of the frequency in the range.
- (3) The test result calculated as following:
 Measurement Value = Reading Level + Correct Factor
 Correct Factor = Insertion Loss + Cable Loss + Attenuator Factor(if use)
 Margin Level = Measurement Value - Limit Value

4.1.2 MEASUREMENT INSTRUMENTS LIST

Item	Kind of Equipment	Manufacturer	Type No.	Serial No.	Calibrated until
1	Measurement Software	Farad	EZ-EMC Ver.NB-03A 1-01	N/A	N/A
2	LISN	EMCO	3816/2	00052765	Mar. 26, 2018
3	50Ω Terminator	SHX	TF2-3G-A	08122901	Mar. 26, 2018
4	TWO-LINE V-NETWORK	R&S	ENV216	101447	Mar. 26, 2018
5	EMI Test Receiver	R&S	ESCI	100382	Mar. 26, 2018

Remark: "N/A" denotes no model name, serial no. or calibration specified.

All calibration period of equipment list is one year.

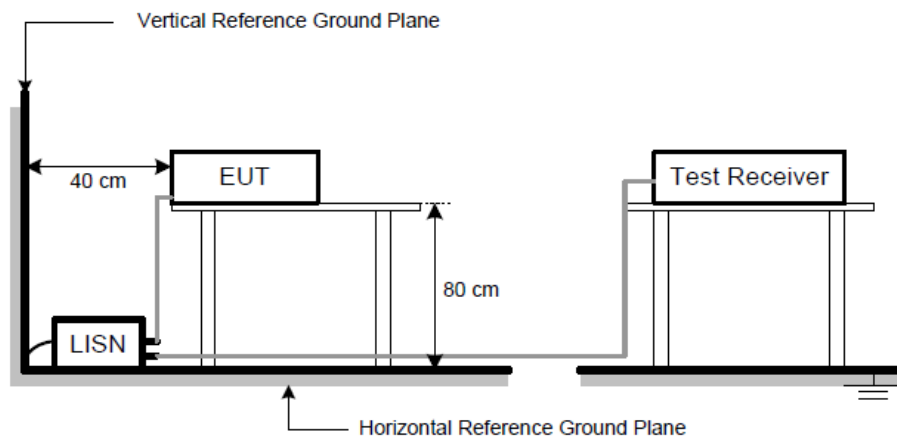
4.1.3 TEST PROCEDURE

- a. The EUT was placed 0.8 meters from the horizontal ground plane with EUT being connected to the power mains through a line impedance stabilization network (LISN). All other support equipments powered from additional LISN(s). The LISN provide 50 Ohm/ 50uH of coupling impedance for the measuring instrument.
- b. Interconnecting cables that hang closer than 40 cm to the ground plane shall be folded back and forth in the center forming a bundle 30 to 40 cm long.
- c. I/O cables that are not connected to a peripheral shall be bundled in the center. The end of the cable may be terminated, if required, using the correct terminating impedance. The overall length shall not exceed 1 m.
- d. LISN at least 80 cm from nearest part of EUT chassis.
- e. For the actual test configuration, please refer to the related Item –EUT Test Photos.
- f. First the whole spectrum of emission caused by equipment under test(EUT) is recorded with Detector set to peak. Peak value recorded in table if the margin from QP Limit is larger than 2dB, otherwise, QP value is recorded, Measuring frequency range from 150KHz to 30MHz.

4.1.4 DEVIATION FROM TEST STANDARD

No deviation

4.1.5 TEST SETUP

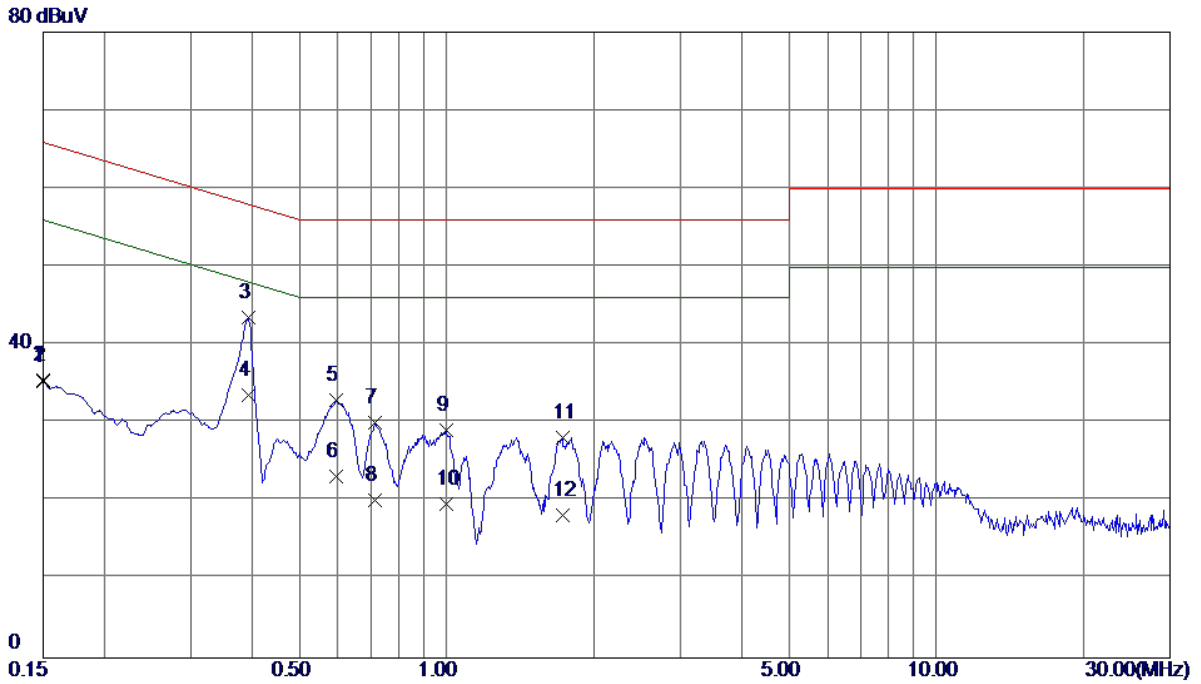


4.1.6 TEST RESULTS

Remark

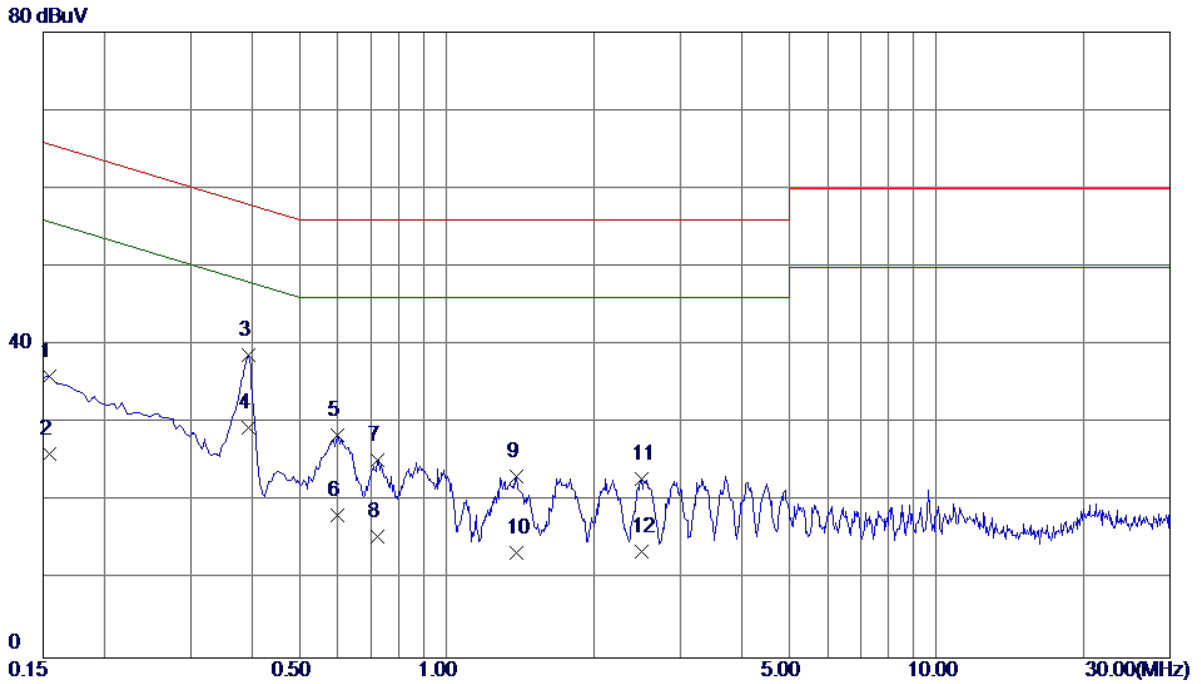
- (1) Reading in which marked as QP means measurements by using are Quasi-Peak Mode with Detector BW=9KHz; SPA setting in RBW=10KHz,VBW =10KHz, Swp. Time = 0.3 sec./MHz. Reading in which marked as AV means measurements by using are Average Mode with instrument setting in RBW=10KHz,VBW=10KHz, Swp. Time =0.3 sec./MHz.
- (2) All readings are QP Mode value unless otherwise stated AVG in column of 『Note』. If the QP Mode Measured value compliance with the QP Limits and lower than AVG Limits, the EUT shall be deemed to meet both QP & AVG Limits and then only QP Mode was measured, but AVG Mode didn't perform. In this case, a “ * ” marked in AVG Mode column of Interference Voltage Measured.

EUT	TalkBand	Model Name	GRU-B09
Temperature	25°C	Relative Humidity	53%
Test Voltage	AC 120V/60Hz	Phase	Line
Test Mode	USB Charge+Operating		
Note	BATTERY: COSLIGHT		
Test Engineer	Treey Chen		



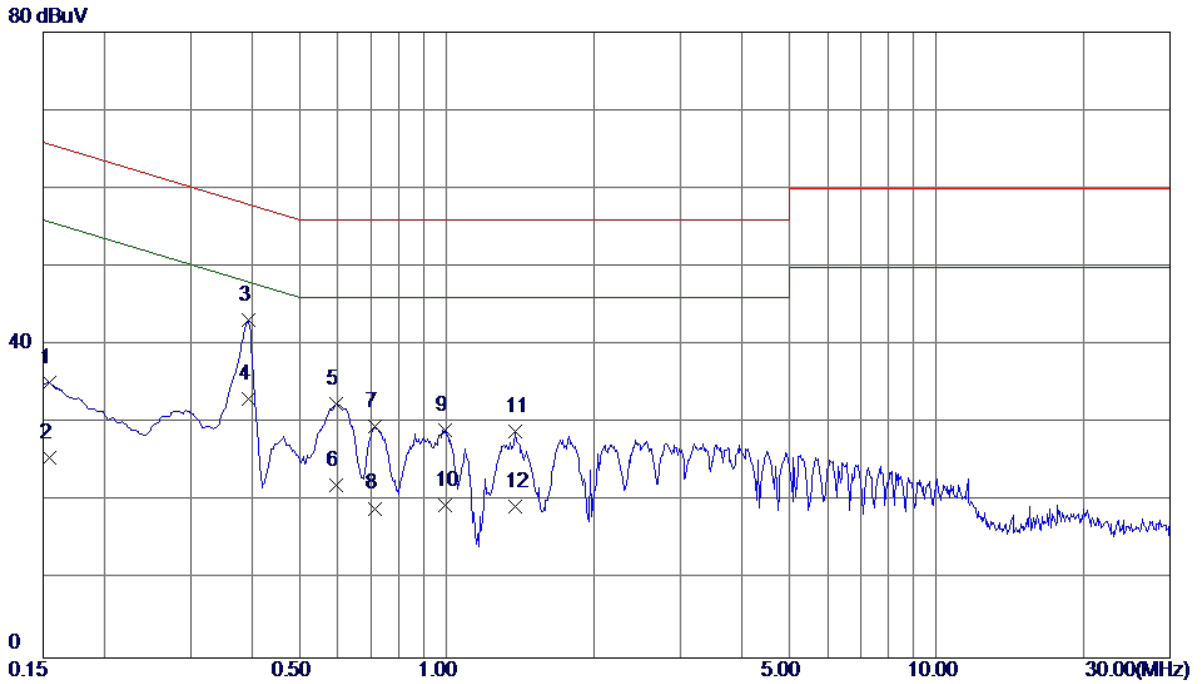
No.	Freq. MHz	Reading Level dBuV	Correct Factor dB	Measurement dBuV	Limit dBuV	Margin dB	Detector
1	0.1500	25.53	9.79	35.32	66.00	-30.68	QP
2	0.1500	25.80	9.79	35.59	56.00	-20.41	AVG
3	0.3930	33.68	9.79	43.47	58.00	-14.53	QP
4 *	0.3930	23.80	9.79	33.59	48.00	-14.41	AVG
5	0.5955	23.19	9.81	33.00	56.00	-23.00	QP
6	0.5955	13.40	9.81	23.21	46.00	-22.79	AVG
7	0.7125	20.25	9.82	30.07	56.00	-25.93	QP
8	0.7125	10.30	9.82	20.12	46.00	-25.88	AVG
9	0.9960	19.31	9.84	29.15	56.00	-26.85	QP
10	0.9960	9.80	9.84	19.64	46.00	-26.36	AVG
11	1.7250	18.23	9.91	28.14	56.00	-27.86	QP
12	1.7250	8.40	9.91	18.31	46.00	-27.69	AVG

EUT	TalkBand	Model Name	GRU-B09
Temperature	25°C	Relative Humidity	53%
Test Voltage	AC 120V/60Hz	Phase	Neutral
Test Mode	USB Charge+Operating		
Note	BATTERY: COSLIGHT		
Test Engineer	Trey Chen		



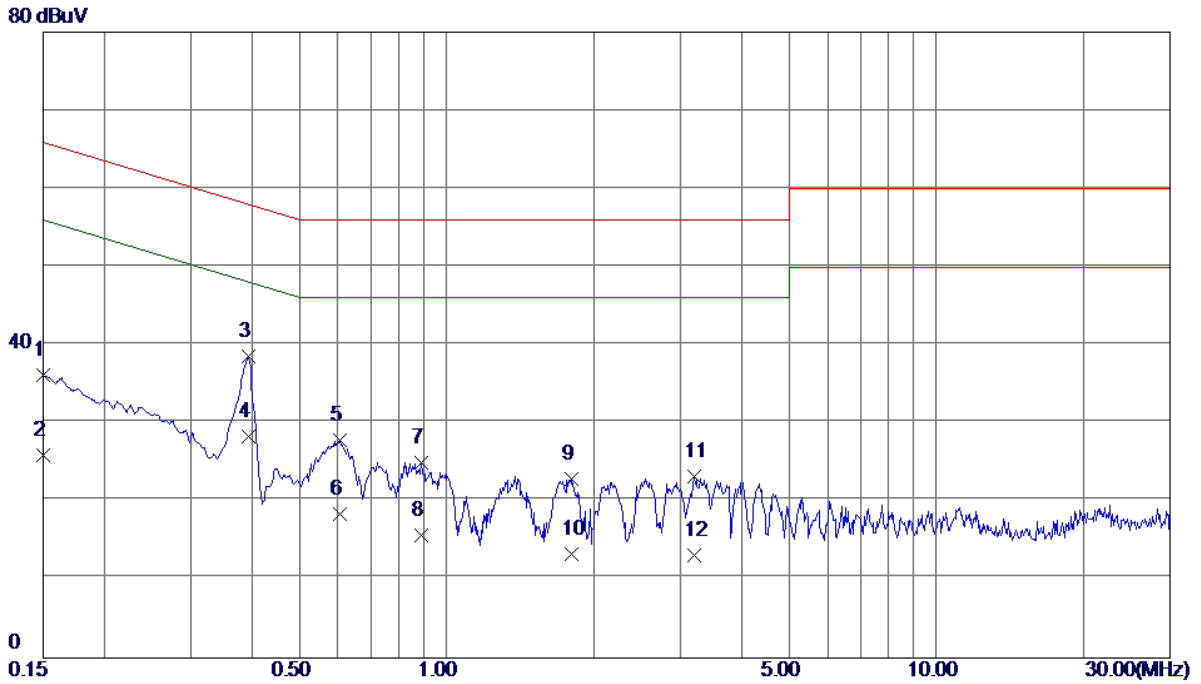
No.	Freq. MHz	Reading Level dBuV	Correct Factor dB	Measurement dBuV	Limit dBuV	Margin dB	Detector
1	0.1545	26.31	9.68	35.99	65.75	-29.76	QP
2	0.1545	16.40	9.68	26.08	55.75	-29.67	AVG
3	0.3930	29.04	9.69	38.73	58.00	-19.27	QP
4 *	0.3930	19.79	9.69	29.48	48.00	-18.52	AVG
5	0.6000	18.73	9.71	28.44	56.00	-27.56	QP
6	0.6000	8.60	9.71	18.31	46.00	-27.69	AVG
7	0.7215	15.53	9.72	25.25	56.00	-30.75	QP
8	0.7215	5.80	9.72	15.52	46.00	-30.48	AVG
9	1.3920	13.41	9.77	23.18	56.00	-32.82	QP
10	1.3920	3.61	9.77	13.38	46.00	-32.62	AVG
11	2.4945	13.05	9.86	22.91	56.00	-33.09	QP
12	2.4945	3.70	9.86	13.56	46.00	-32.44	AVG

EUT	TalkBand	Model Name	GRU-B09
Temperature	25°C	Relative Humidity	53%
Test Voltage	AC 120V/60Hz	Phase	Line
Test Mode	USB Charge+Operating		
Note	BATTERY:LISHEN		
Test Engineer	Trey Chen		



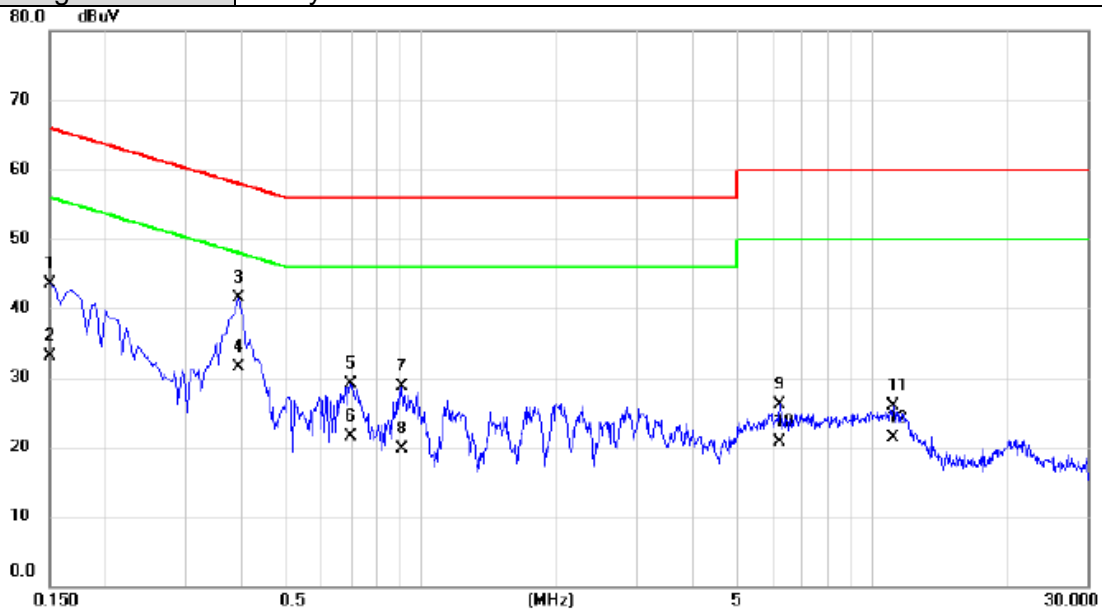
No.	Freq. MHz	Reading Level dBuV	Correct Factor dB	Measurement dBuV	Limit dBuV	Margin dB	Detector
1	0.1545	25.37	9.79	35.16	65.75	-30.59	QP
2	0.1545	15.80	9.79	25.59	55.75	-30.16	AVG
3	0.3930	33.39	9.79	43.18	58.00	-14.82	QP
4 *	0.3930	23.40	9.79	33.19	48.00	-14.81	AVG
5	0.5955	22.73	9.81	32.54	56.00	-23.46	QP
6	0.5955	12.30	9.81	22.11	46.00	-23.89	AVG
7	0.7125	19.80	9.82	29.62	56.00	-26.38	QP
8	0.7125	9.30	9.82	19.12	46.00	-26.88	AVG
9	0.9915	19.30	9.84	29.14	56.00	-26.86	QP
10	0.9915	9.70	9.84	19.54	46.00	-26.46	AVG
11	1.3785	19.05	9.89	28.94	56.00	-27.06	QP
12	1.3785	9.51	9.89	19.40	46.00	-26.60	AVG

EUT	TalkBand	Model Name	GRU-B09
Temperature	25°C	Relative Humidity	53%
Test Voltage	AC 120V/60Hz	Phase	Neutral
Test Mode	USB Charge+Operating		
Note	BATTERY:LISHEN		
Test Engineer	Trey Chen		



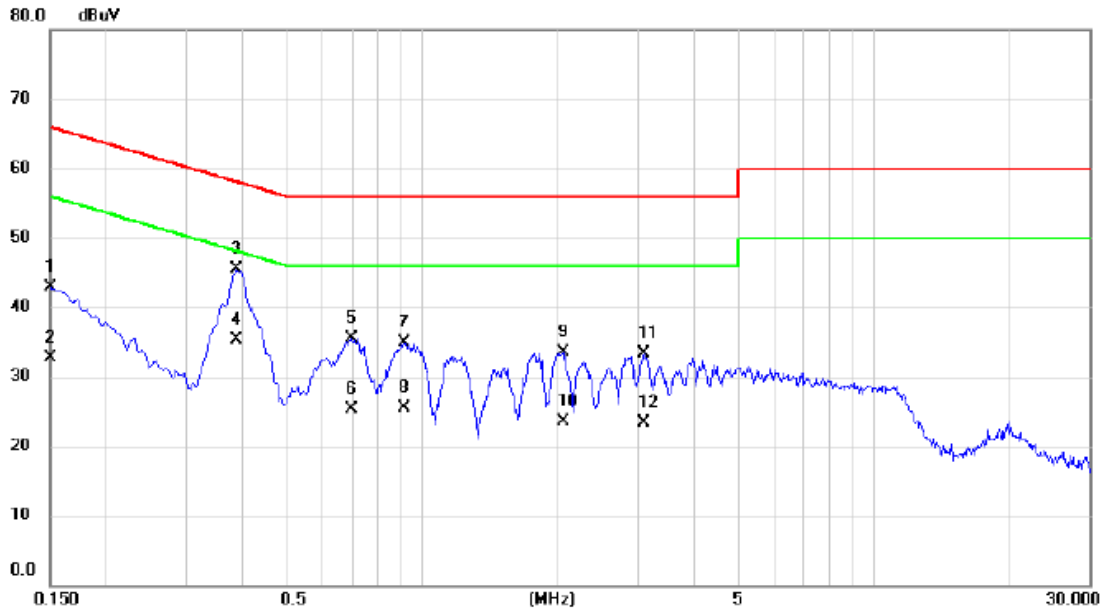
No.	Freq. MHz	Reading Level dBuV	Correct Factor dB	Measurement dBuV	Limit dBuV	Margin dB	Detector
1	0.1500	26.43	9.68	36.11	66.00	-29.89	QP
2	0.1500	16.20	9.68	25.88	56.00	-30.12	AVG
3 *	0.3930	28.80	9.69	38.49	58.00	-19.51	QP
4	0.3930	18.59	9.69	28.28	48.00	-19.72	AVG
5	0.6045	18.11	9.71	27.82	56.00	-28.18	QP
6	0.6045	8.70	9.71	18.41	46.00	-27.59	AVG
7	0.8880	15.25	9.74	24.99	56.00	-31.01	QP
8	0.8880	5.90	9.74	15.64	46.00	-30.36	AVG
9	1.8015	13.05	9.82	22.87	56.00	-33.13	QP
10	1.8015	3.41	9.82	13.23	46.00	-32.77	AVG
11	3.1965	13.23	9.91	23.14	56.00	-32.86	QP
12	3.1965	3.20	9.91	13.11	46.00	-32.89	AVG

EUT	TalkBand	Model Name	GRU-B09
Temperature	25°C	Relative Humidity	53%
Test Voltage	AC 120V/60Hz	Phase	Line
Test Mode	USB Charge+Operating		
Note	BATTERY:DESAY		
Test Engineer	Trey Chen		



No.	Mk.	Freq.	Reading Level	Correct Factor	Measurement	Limit	Margin	Detector	Comment
		MHz	dBuV	dB	dBuV	dBuV	dB		
1		0.1500	33.77	9.79	43.56	66.00	-22.44	QP	
2		0.1500	23.40	9.79	33.19	56.00	-22.81	AVG	
3		0.3930	31.62	9.79	41.41	58.00	-16.59	QP	
4	*	0.3930	21.80	9.79	31.59	48.00	-16.41	AVG	
5		0.6990	19.32	9.82	29.14	56.00	-26.86	QP	
6		0.6990	11.60	9.82	21.42	46.00	-24.58	AVG	
7		0.9060	18.83	9.85	28.68	56.00	-27.32	QP	
8		0.9060	9.80	9.85	19.65	46.00	-26.35	AVG	
9		6.2250	16.05	10.15	26.20	60.00	-33.80	QP	
10		6.2250	10.50	10.15	20.65	50.00	-29.35	AVG	
11		11.0850	15.45	10.38	25.83	60.00	-34.17	QP	
12		11.0850	10.90	10.38	21.28	50.00	-28.72	AVG	

EUT	TalkBand	Model Name	GRU-B09
Temperature	25°C	Relative Humidity	53%
Test Voltage	AC 120V/60Hz	Phase	Neutral
Test Mode	USB Charge+Operating		
Note	BATTERY:DESAY		
Test Engineer	Trey Chen		



No.	Mk.	Freq.	Reading Level	Correct Factor	Measurement	Limit	Margin	Detector	Comment
		MHz	dBuV	dB	dBuV	dBuV	dB		
1		0.1500	33.14	9.68	42.82	66.00	-23.18	QP	
2		0.1500	23.00	9.68	32.68	56.00	-23.32	AVG	
3	*	0.3885	35.77	9.68	45.45	58.10	-12.65	QP	
4		0.3885	25.70	9.68	35.38	48.10	-12.72	AVG	
5		0.6990	25.74	9.72	35.46	56.00	-20.54	QP	
6		0.6990	15.60	9.72	25.32	46.00	-20.68	AVG	
7		0.9105	25.21	9.74	34.95	56.00	-21.05	QP	
8		0.9105	15.80	9.74	25.54	46.00	-20.46	AVG	
9		2.0535	23.62	9.85	33.47	56.00	-22.53	QP	
10		2.0535	13.70	9.85	23.55	46.00	-22.45	AVG	
11		3.1065	23.34	9.90	33.24	56.00	-22.76	QP	
12		3.1065	13.50	9.90	23.40	46.00	-22.60	AVG	

4.2 RADIATED EMISSION MEASUREMENT

4.2.1 LIMITS OF RADIATED EMISSION MEASUREMENT

Below 1 GHz

Measurement Method and Applied Limits:

ANSI C63.4:

Frequency (MHz)	Class A (at 10m)		Class B (at 3m)	
	(uV/m) Field strength	(dBuV/m) Field strength	(uV/m) Field strength	(dBuV/m) Field strength
30 - 88	90	39	100	40
88 - 216	150	43.5	150	43.5
216 - 960	210	46.4	200	46
Above 960	300	49.5	500	54

Above 1 GHz

Measurement Method and Applied Limits:

ANSI C63.4:

Frequency (MHz)	Class A				Class B	
	(dBuV/m) (at 3m)		(dBuV/m) (at 10m)		(dBuV/m) (at 3m)	
	Peak	Average	Peak	Average	Peak	Average
Above 1000	80	60	69.5	49.5	74	54

FREQUENCY RANGE OF RADIATED MEASUREMENT (FOR UNINTENTIONAL RADIATORS)

Highest frequency generated or Upper frequency of measurement used in the device or on which the device operates or tunes (MHz)	Range (MHz)
Below 1.705	30
1.705 - 108	1000
108 - 500	2000
500 - 1000	5000
Above 1000	5 th harmonic of the highest frequency or 40 GHz, whichever is lower

NOTE:

- (1) The limit for radiated test was performed according to as following:
FCC Part 15, Subpart B
- (2) The tighter limit applies at the band edges.
- (3) Emission level (dBuV/m) = 20log Emission level (uV/m).
3m Emission level = 10m Emission level + 20log(10m/3m).
- (4) The test result calculated as following:
Measurement Value = Reading Level + Correct Factor
Correct Factor = Antenna Factor + Cable Loss - Amplifier Gain(if use)
Margin Level = Measurement Value - Limit Value

4.2.2 MEASUREMENT INSTRUMENTS LIST

Item	Kind of Equipment	Manufacturer	Type No.	Serial No.	Calibrated until
1	Antenna	Schwarbeck	VULB9160	9160-3232	Mar. 26, 2018
2	Amplifier	HP	8447D	2944A09673	Oct. 20, 2017
3	Receiver	Agilent	N9038A	MY52130039	Sep. 04, 2017
4	Cable	emci	LMR-400(30 MHz-1GHz)(8 m+5m)	N/A	Jun. 26, 2018
5	Controller	CT	SC100	N/A	N/A
6	Controller	MF	MF-7802	MF780208416	N/A
7	Measurement Software	Farad	EZ-EMC Ver.NB-03A1-01	N/A	N/A
8	Double Ridged Guide Antenna	ETS	3115	75789	Mar. 26, 2018
9	Broad-Band Horn Antenna	Schwarzbeck	BBHA 9170	9170319	Jun. 08, 2018
10	Amplifier	Agilent	8449B	3008A02274	May. 16, 2018
11	Microwave Preamplifier With Adaptor	EMC INSTRUMENT	EMC2654045	980039 & HA01	Mar. 26, 2018
12	Antenna	EM	EM-6876-1	230	Jul. 08, 2017
13	Controller	CT	SC100	N/A	N/A
14	Controller	MF	MF-7802	MF780208416	N/A
15	Cable	emci	EMC104-SM-SM-12000(12 m)	N/A	Jun. 26, 2018

Remark: "N/A" denotes no model name, serial no. or calibration specified.
All calibration period of equipment list is one year.

4.2.3 TEST PROCEDURE

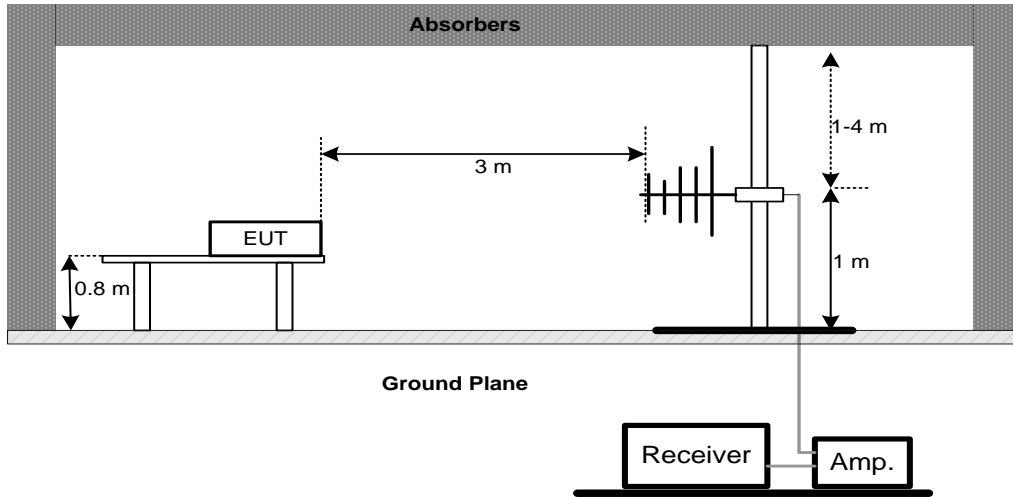
- a. The measuring distance of 3 m shall be used for measurements. The EUT was placed on the top of a rotating table 0.8 meter above the ground at a 3 meter semi-anechoic chamber. The table was rotated 360 degrees to determine the position of the highest radiation.(below 1GHz)
- b. The measuring distance of 3 m shall be used for measurements. The EUT was placed on the top of a rotating table 0.8 meter above the ground at a 3 meter semi-anechoic chamber. The table was rotated 360 degrees to determine the position of the highest radiation.(above 1GHz)
- c. The height of the equipment or of the substitution antenna shall be 0.8 m, the height of the test antenna shall vary between 1 m to 4 m. Both horizontal and vertical polarizations of the antenna are set to make the measurement.
- d. For each suspected emission, the EUT was arranged to its worst case and then the antenna was tuned to heights find the maximum reading (used Bore sight function).
- e. The receiver system was set to peak and average detect function and specified bandwidth with maximum hold mode when the test frequency is above 1GHz.
- f. The initial step in collecting radiated emission data is a receiver peak detector mode pre-scanning the measurement frequency range. Significant peaks are then marked and then Quasi Peak detector mode re-measured.
- g. All readings are Peak unless otherwise stated QP in column of Note. Peak denotes that the Peak reading compliance with the QP Limits and then QP Mode measurement didn't perform. (below 1GHz)
- h. All readings are Peak Mode value unless otherwise stated AVG in column of Note. If the Peak Mode Measured value compliance with the Peak Limits and lower than AVG Limits, the EUT shall be deemed to meet both Peak & AVG Limits and then only Peak Mode was measured, but AVG Mode didn't perform. (above 1GHz)
- i. For the actual test configuration, please refer to the related Item - Block Diagram of system tested (please refer to 3.3).

4.2.4 DEVIATION FROM TEST STANDARD

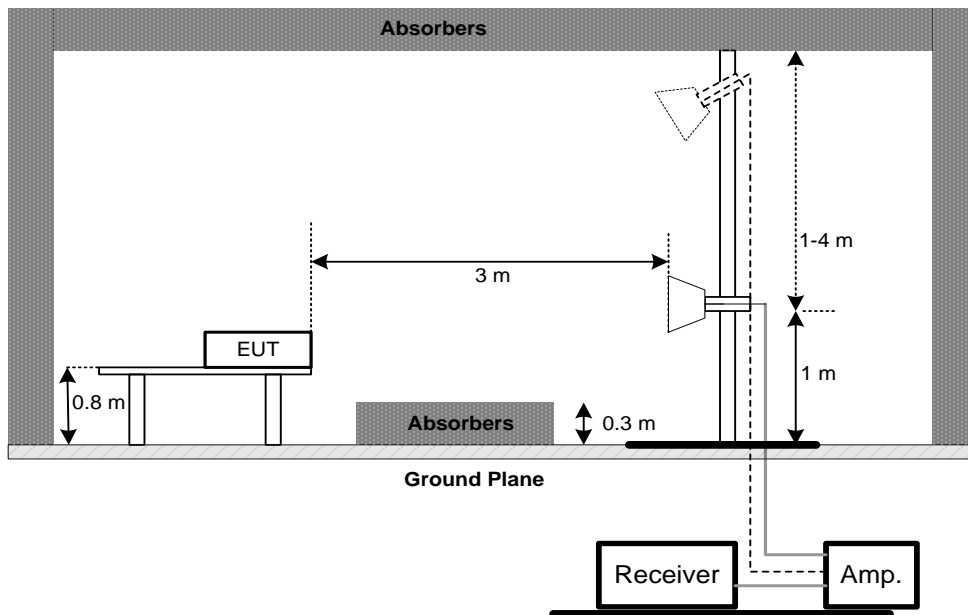
No deviation

4.2.5 TEST SETUP

(A) Radiated Emission Test Set-Up Frequency Below 1 GHz



(B) Radiated Emission Test Set-Up Frequency 1 GHz

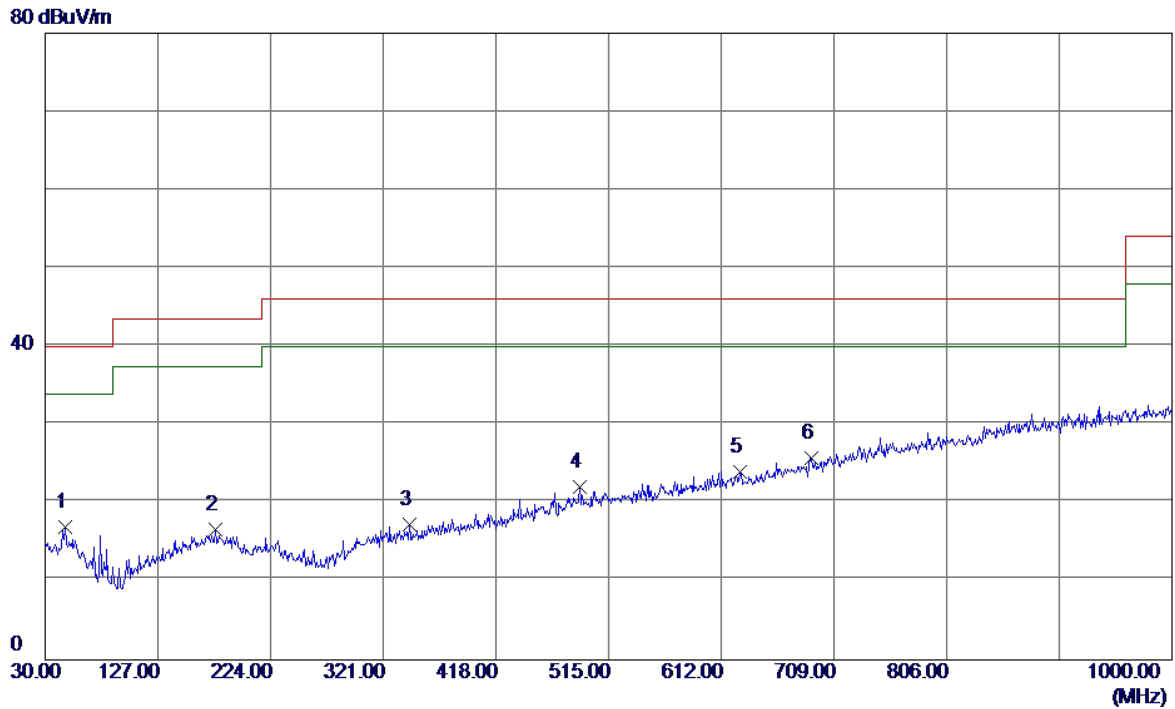


4.2.6 TEST RESULTS-BELOW 1GHZ

Remark :

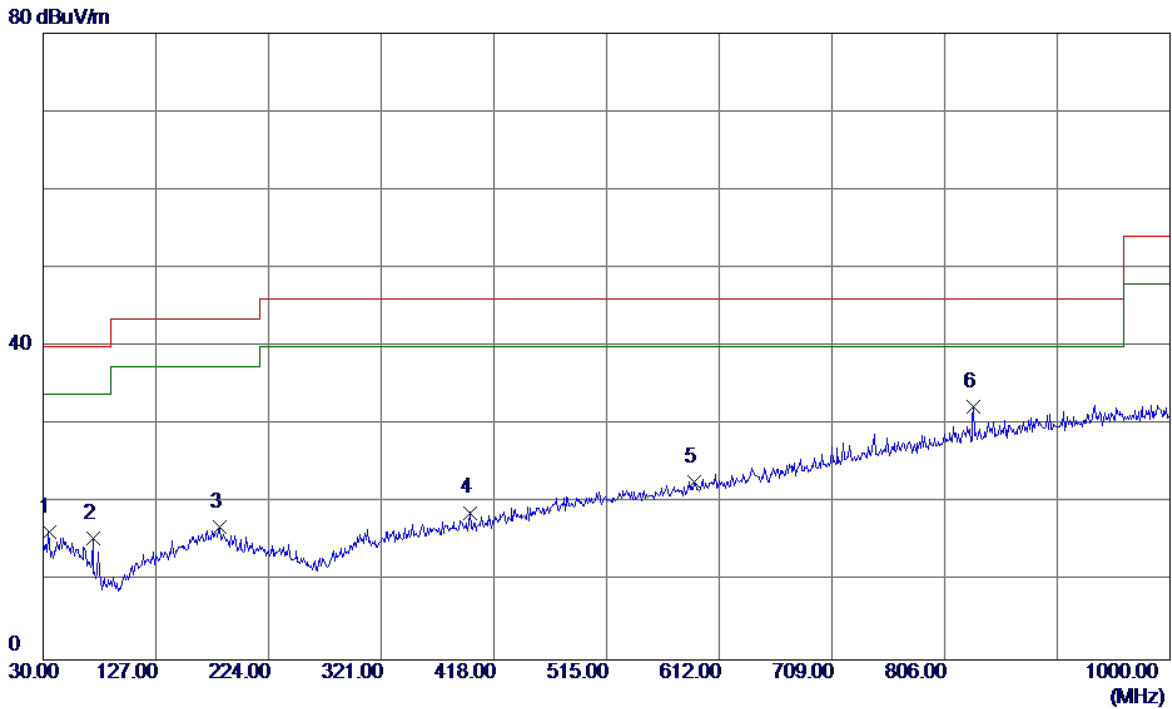
- (1) All readings are Peak unless otherwise stated QP in column of 『Note』 . Peak denotes that the Peak reading compliance with the QP Limits and then QP Mode measurement didn't perform ◦
- (2) Measuring frequency range from 30MHz to 1000MHz ◦
- (3) If the peak scan value lower limit more than 20dB, then this signal data does not show in table ◦

EUT	TalkBand	Model Name	GRU-B09
Temperature	25°C	Relative Humidity	60%
Test Voltage	AC 120V/60Hz	Polarization	Vertical
Test Mode	Operating		
Note	Battery: COSLIGHT		
Test Engineer	Treyy Chen		



No.	Freq. MHz	Reading Level dBuV/m	Correct Factor dB	Measure ment dBuV/m	Limit dBuV/m	Margin dB	Detector
1	47.4600	30.05	-13.12	16.93	40.00	-23.07	QP
2	176.4700	28.84	-12.14	16.70	43.50	-26.80	QP
3	343.3100	29.39	-12.07	17.32	46.00	-28.68	QP
4	489.7800	31.10	-8.97	22.13	46.00	-23.87	QP
5	628.4900	29.95	-5.88	24.07	46.00	-21.93	QP
6 *	689.6000	30.08	-4.26	25.82	46.00	-20.18	QP

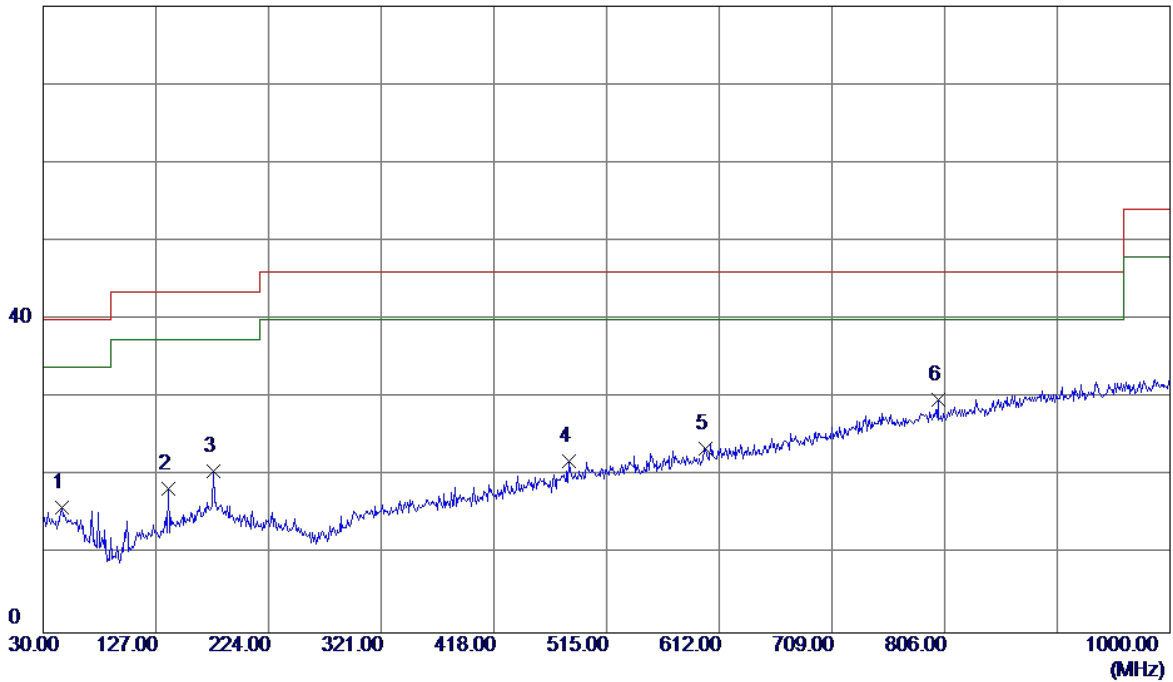
EUT	TalkBand	Model Name	GRU-B09
Temperature	25°C	Relative Humidity	60%
Test Voltage	AC 120V/60Hz	Polarization	Horizontal
Test Mode	Operating		
Note	Battery: COSLIGHT		
Test Engineer	Treyy Chen		



No.	Freq. MHz	Reading Level dBuV/m	Correct Factor dB	Measure ment dBuV/m	Limit dBuV/m	Margin dB	Detector
1	34.8500	30.95	-14.62	16.33	40.00	-23.67	QP
2	72.6800	32.27	-16.82	15.45	40.00	-24.55	QP
3	182.2899	29.12	-12.22	16.90	43.50	-26.60	QP
4	397.6300	30.19	-11.39	18.80	46.00	-27.20	QP
5	590.6599	29.45	-6.66	22.79	46.00	-23.21	QP
6 *	831.2199	32.76	-0.51	32.25	46.00	-13.75	QP

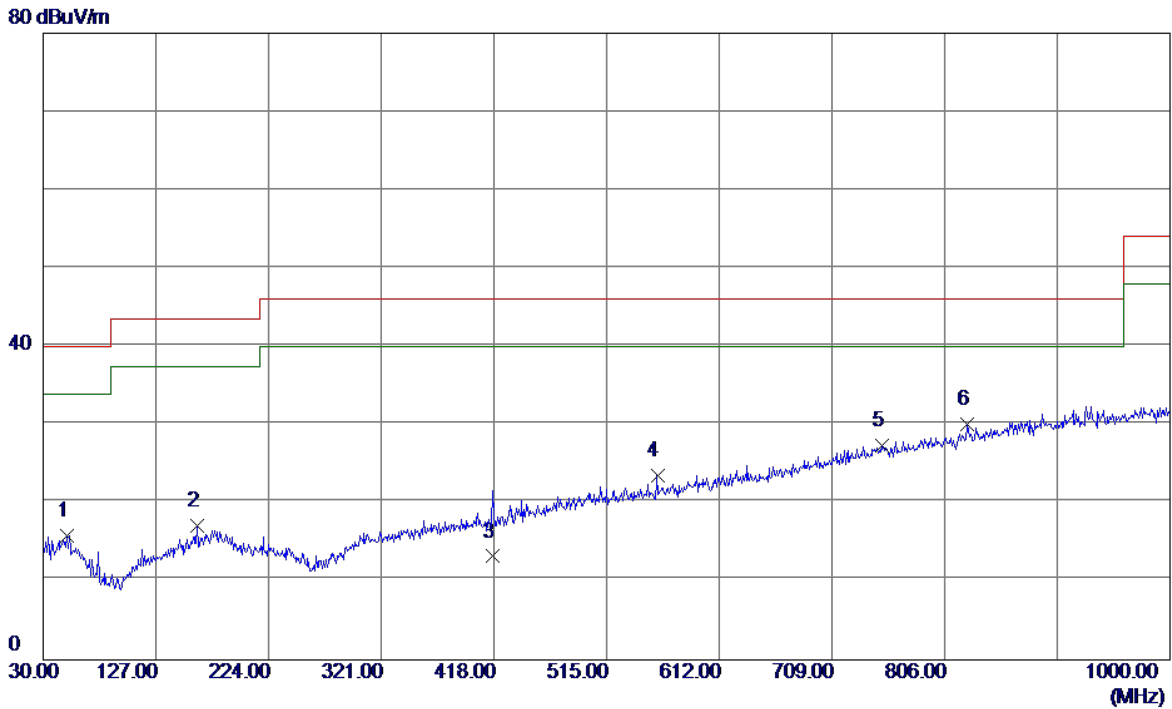
EUT	TalkBand	Model Name	GRU-B09
Temperature	25°C	Relative Humidity	60%
Test Voltage	AC 120V/60Hz	Polarization	Vertical
Test Mode	Operating		
Note	Battery:LISHEN		
Test Engineer	Treey Chen		

80 dBuV/m



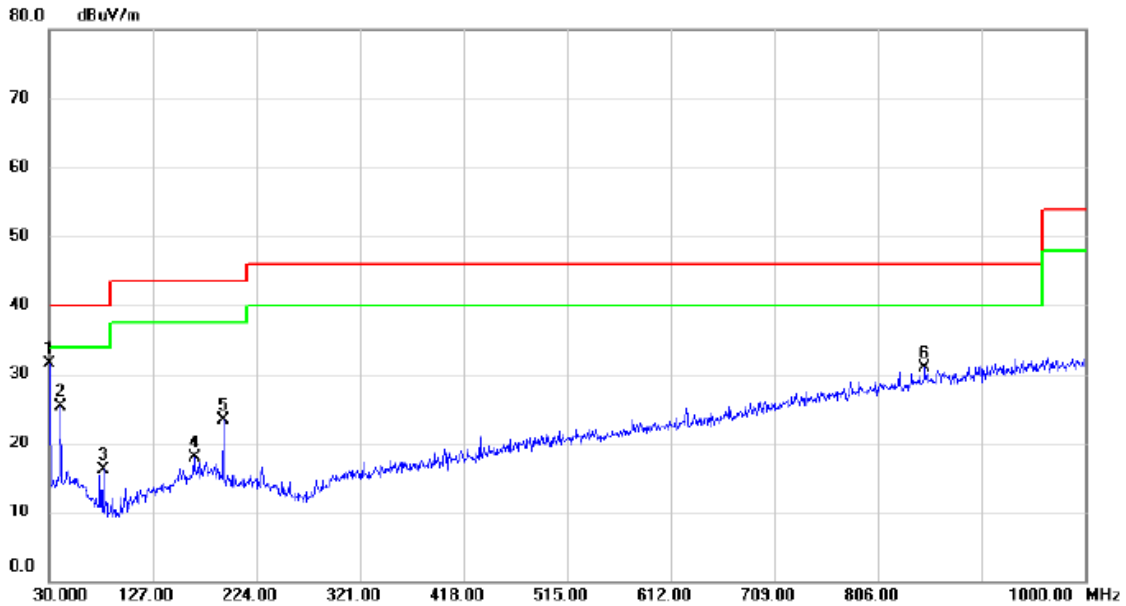
No.	Freq. MHz	Reading Level dBuV/m	Correct Factor dB	Measure ment dBuV/m	Limit dBuV/m	Margin dB	Detector
1	46.4900	29.04	-12.98	16.06	40.00	-23.94	QP
2	137.6700	32.76	-14.33	18.43	43.50	-25.07	QP
3	176.4700	32.71	-12.14	20.57	43.50	-22.93	QP
4	482.9900	31.10	-9.14	21.96	46.00	-24.04	QP
5	600.3600	29.98	-6.41	23.57	46.00	-22.43	QP
6 *	800.1800	31.13	-1.36	29.77	46.00	-16.23	QP

EUT	TalkBand	Model Name	GRU-B09
Temperature	25°C	Relative Humidity	60%
Test Voltage	AC 120V/60Hz	Polarization	Horizontal
Test Mode	Operating		
Note	Battery:LISHEN		
Test Engineer	Treyy Chen		



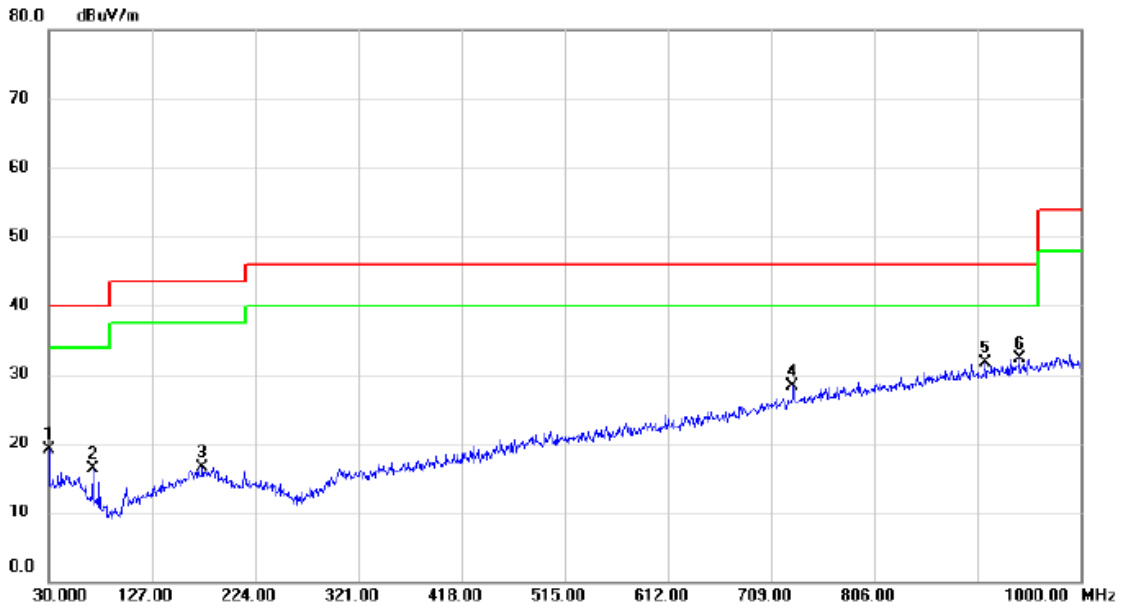
No.	Freq. MHz	Reading Level dBuV/m	Correct Factor dB	Measure ment dBuV/m	Limit dBuV/m	Margin dB	Detector
1	50.3700	29.43	-13.61	15.82	40.00	-24.18	QP
2	162.8900	29.92	-12.76	17.16	43.50	-26.34	QP
3	417.0300	24.08	-10.88	13.20	46.00	-32.80	QP
4	558.6500	31.01	-7.49	23.52	46.00	-22.48	QP
5	751.6800	29.75	-2.41	27.34	46.00	-18.66	QP
6 *	825.4000	30.75	-0.67	30.08	46.00	-15.92	QP

EUT	TalkBand	Model Name	GRU-B09
Temperature	25°C	Relative Humidity	60%
Test Voltage	AC 120V/60Hz	Polarization	Vertical
Test Mode	Operating		
Note	Battery:DESAY		
Test Engineer	Trey Chen		



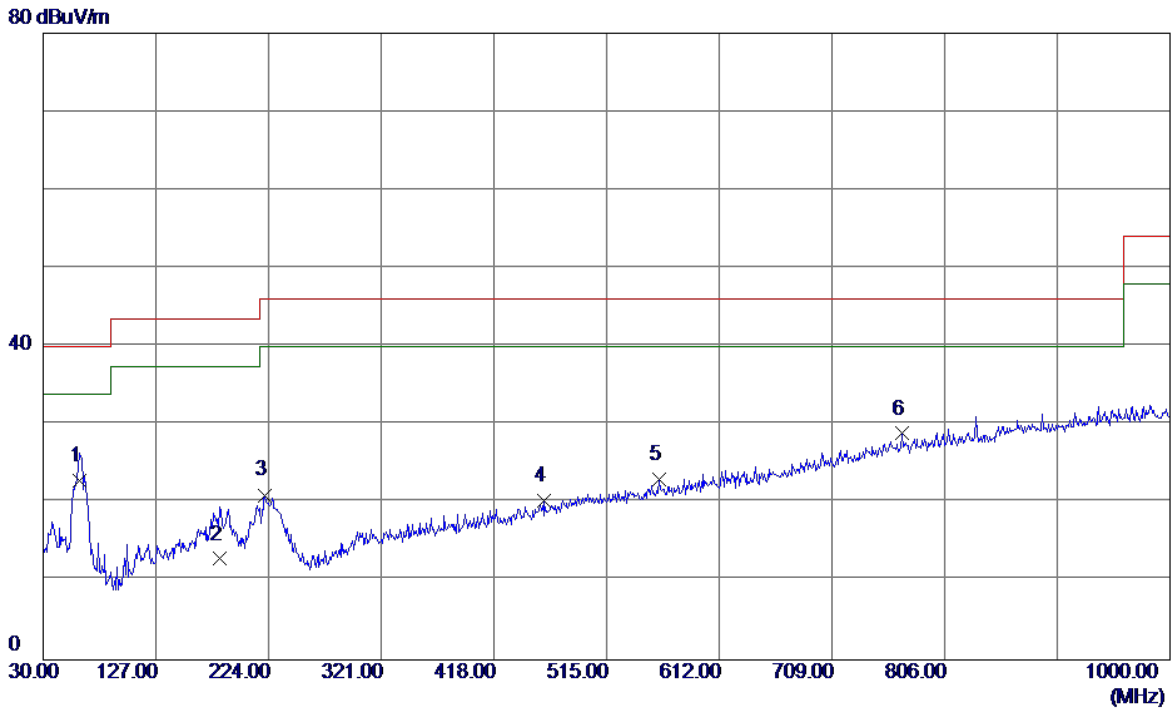
No.	Mk.	Freq. MHz	Reading Level dBuV	Correct Factor dB	Measure- ment dBuV/m	Limit dBuV/m	Margin dB	Detector	Comment
1	*	30.0000	46.72	-15.25	31.47	40.00	-8.53	peak	
2		40.6700	39.14	-13.85	25.29	40.00	-14.71	peak	
3		80.4400	34.46	-18.26	16.20	40.00	-23.80	peak	
4		165.8000	30.44	-12.58	17.86	43.50	-25.64	peak	
5		192.9600	36.46	-13.12	23.34	43.50	-20.16	peak	
6		849.6500	30.99	-0.01	30.98	46.00	-15.02	peak	

EUT	TalkBand	Model Name	GRU-B09
Temperature	25°C	Relative Humidity	60%
Test Voltage	AC 120V/60Hz	Polarization	Horizontal
Test Mode	Operating		
Note	Battery:DESAY		
Test Engineer	Trey Chen		



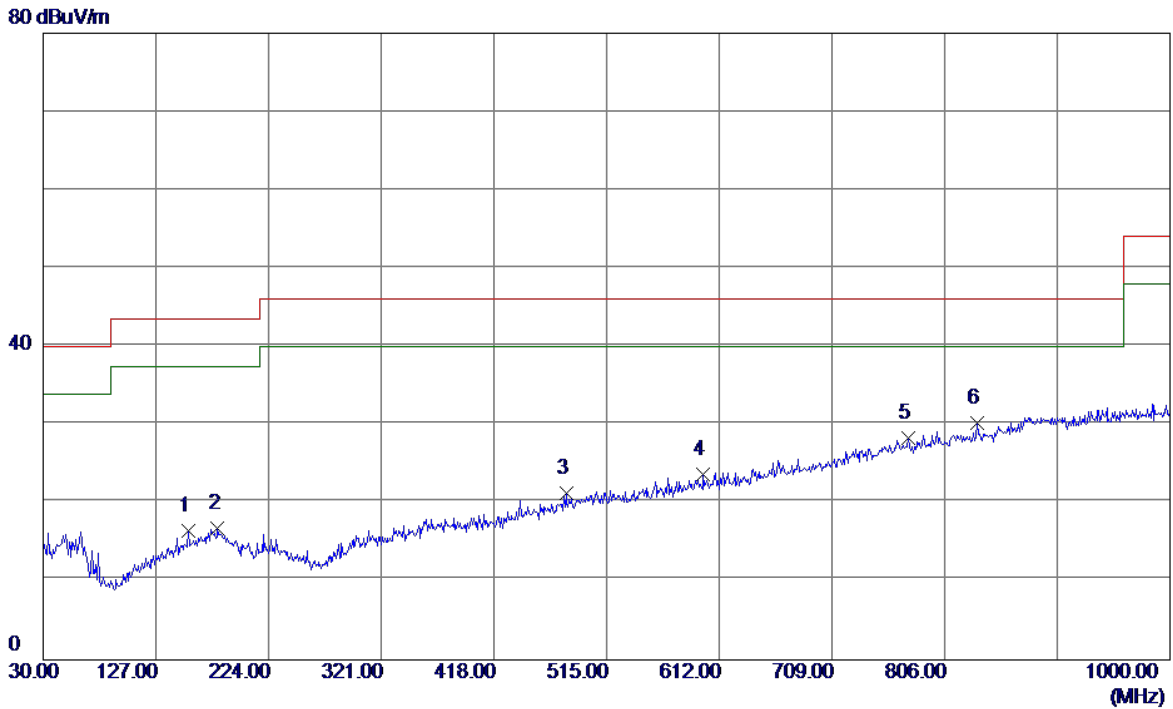
No.	Mk.	Freq. MHz	Reading Level dBuV	Correct Factor dB	Measure- ment dBuV/m	Limit dBuV/m	Margin dB	Detector	Comment
1		30.0000	34.38	-15.25	19.13	40.00	-20.87	peak	
2		71.7100	33.04	-16.72	16.32	40.00	-23.68	peak	
3		174.5300	28.72	-12.20	16.52	43.50	-26.98	peak	
4		729.3700	31.30	-3.06	28.24	46.00	-17.76	peak	
5		909.7900	30.51	1.22	31.73	46.00	-14.27	peak	
6	*	941.8000	30.40	1.83	32.23	46.00	-13.77	peak	

EUT	TalkBand	Model Name	GRU-B09
Temperature	25°C	Relative Humidity	60%
Test Voltage	AC 120V/60Hz	Polarization	Vertical
Test Mode	USB Charge+Operating		
Note	Battery: COSLIGHT		
Test Engineer	Treyy Chen		



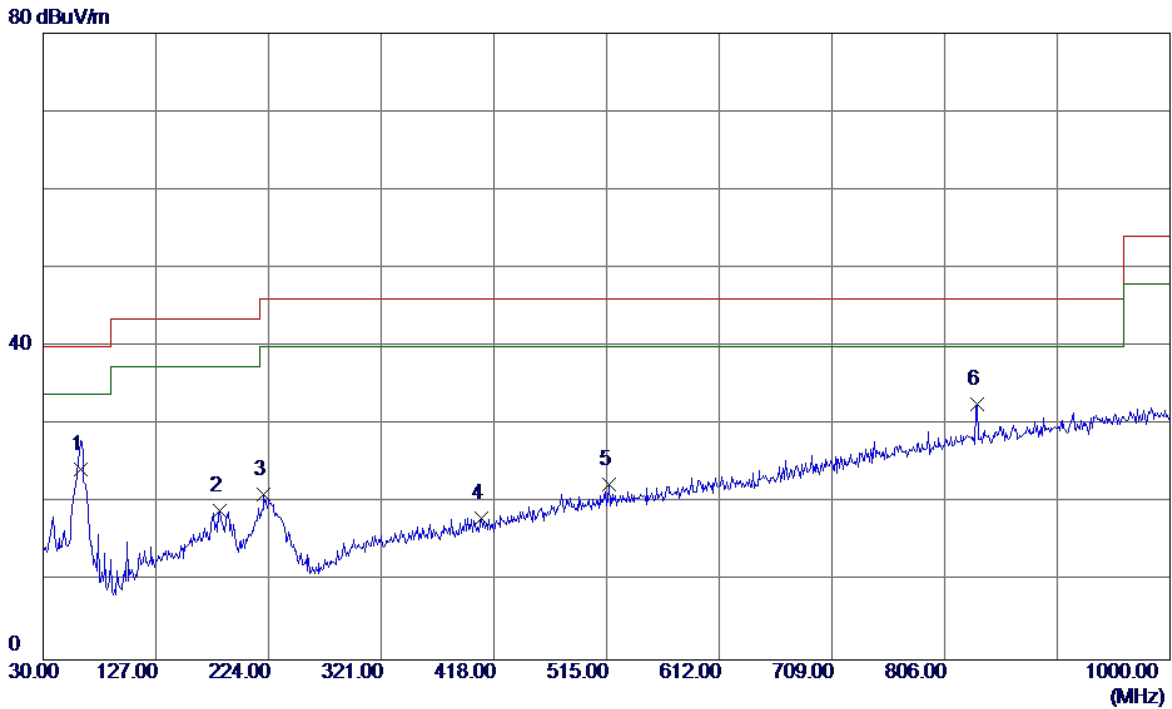
No.	Freq. MHz	Reading Level dBuV/m	Correct Factor dB	Measure ment dBuV/m	Limit dBuV/m	Margin dB	Detector
1 *	61.0400	37.38	-14.48	22.90	40.00	-17.10	QP
2	182.2899	25.10	-12.22	12.88	43.50	-30.62	QP
3	221.0900	34.97	-13.93	21.04	46.00	-24.96	QP
4	460.6800	29.99	-9.68	20.31	46.00	-25.69	QP
5	560.5900	30.54	-7.44	23.10	46.00	-22.90	QP
6	769.1400	30.91	-2.03	28.88	46.00	-17.12	QP

EUT	TalkBand	Model Name	GRU-B09
Temperature	25°C	Relative Humidity	60%
Test Voltage	AC 120V/60Hz	Polarization	Horizontal
Test Mode	USB Charge+Operating		
Note	Battery: COSLIGHT		
Test Engineer	Treyy Chen		



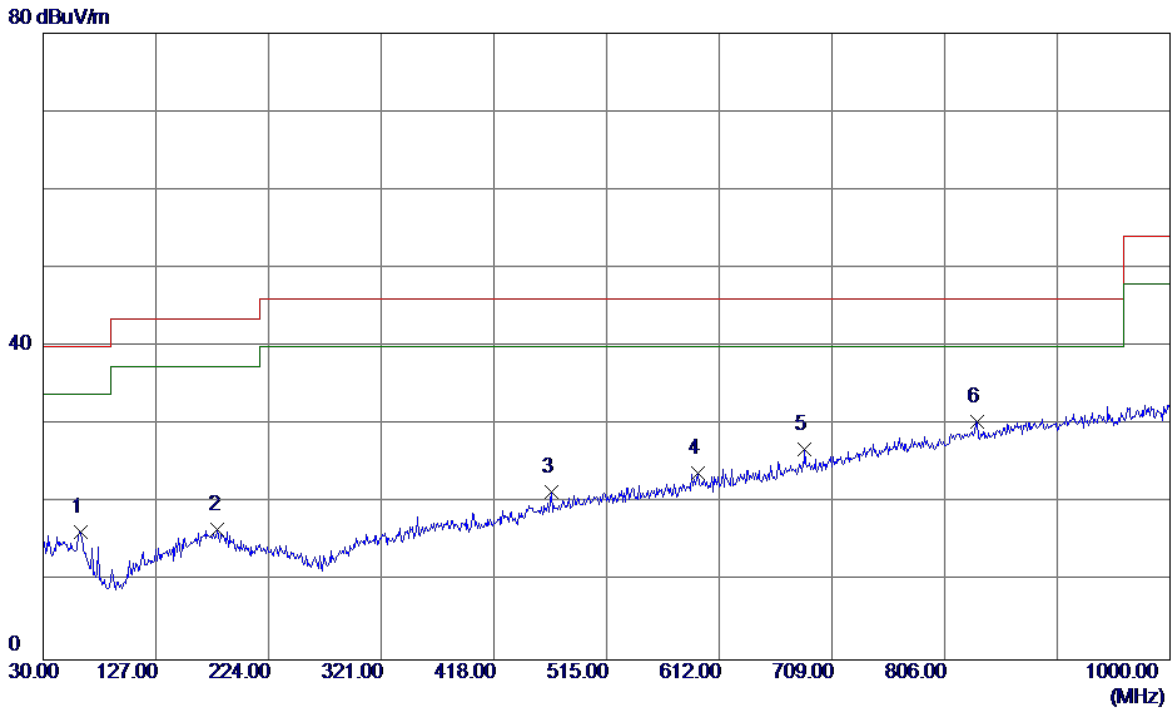
No.	Freq. MHz	Reading Level dBuV/m	Correct Factor dB	Measure ment dBuV/m	Limit dBuV/m	Margin dB	Detector
1	155.1300	29.77	-13.22	16.55	43.50	-26.95	QP
2	180.3500	28.95	-12.07	16.88	43.50	-26.62	QP
3	480.0800	30.48	-9.21	21.27	46.00	-24.73	QP
4	598.4200	30.16	-6.46	23.70	46.00	-22.30	QP
5	774.9600	30.22	-1.90	28.32	46.00	-17.68	QP
6 *	834.1300	30.67	-0.43	30.24	46.00	-15.76	QP

EUT	TalkBand	Model Name	GRU-B09
Temperature	25°C	Relative Humidity	60%
Test Voltage	AC 120V/60Hz	Polarization	Vertical
Test Mode	USB Charge+Operating		
Note	Battery:LISHEN		
Test Engineer	Trey Chen		



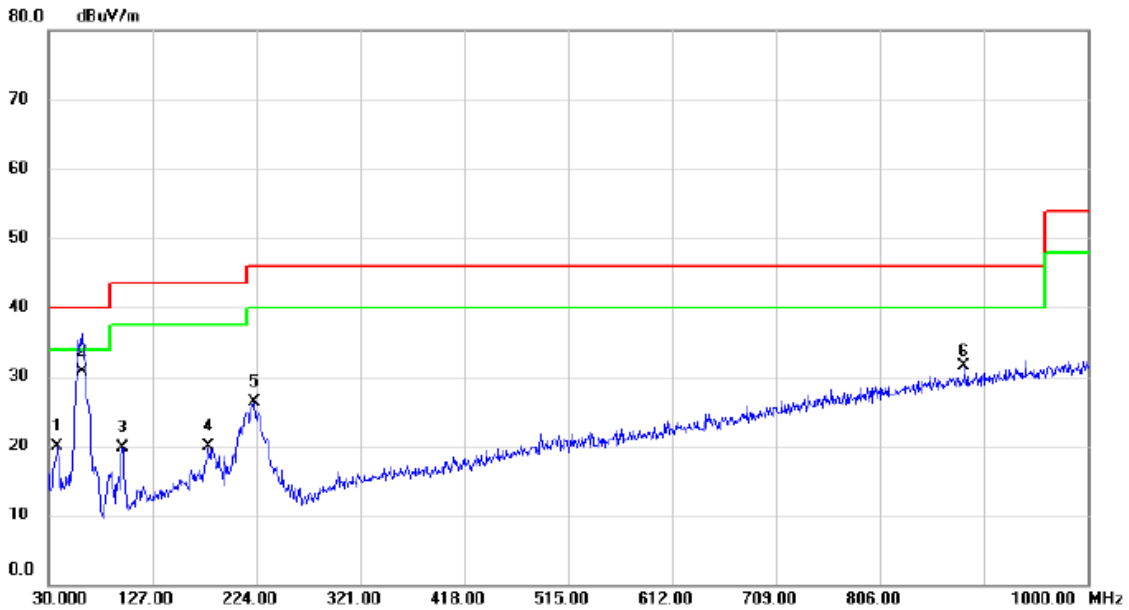
No.	Freq. MHz	Reading Level dBuV/m	Correct Factor dB	Measure ment dBuV/m	Limit dBuV/m	Margin dB	Detector
1	62.0100	38.95	-14.65	24.30	40.00	-15.70	QP
2	182.2899	31.23	-12.22	19.01	43.50	-24.49	QP
3	220.1200	34.99	-13.91	21.08	46.00	-24.92	QP
4	407.3299	29.28	-11.15	18.13	46.00	-27.87	QP
5	516.9400	30.71	-8.38	22.33	46.00	-23.67	QP
6 *	834.1300	33.07	-0.43	32.64	46.00	-13.36	QP

EUT	TalkBand	Model Name	GRU-B09
Temperature	25°C	Relative Humidity	60%
Test Voltage	AC 120V/60Hz	Polarization	Horizontal
Test Mode	USB Charge+Operating		
Note	Battery:LISHEN		
Test Engineer	Treey Chen		



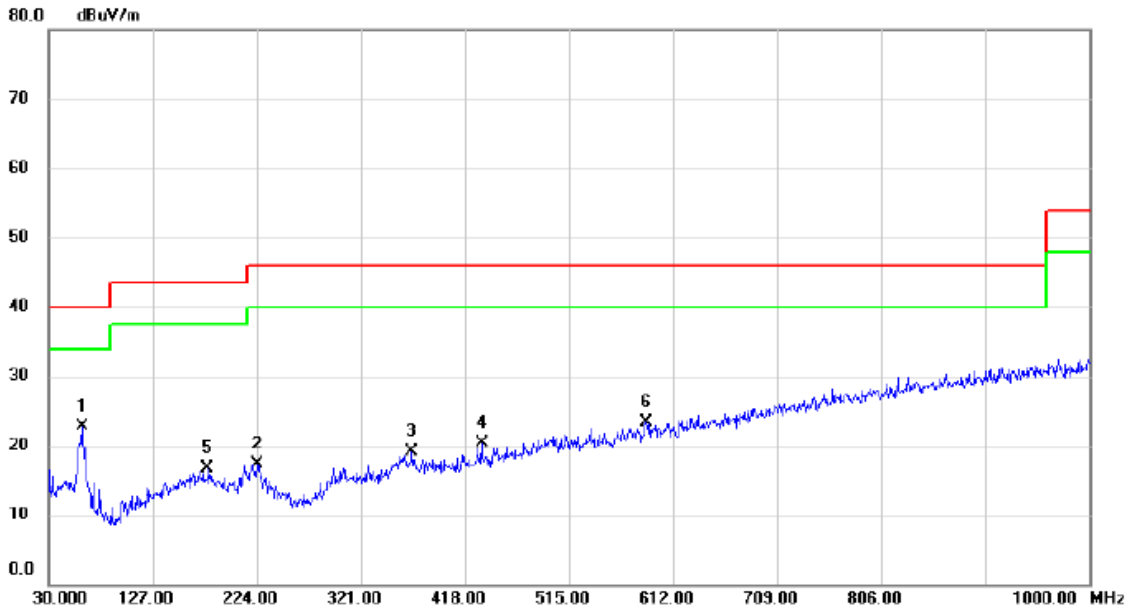
No.	Freq. MHz	Reading Level dBuV/m	Correct Factor dB	Measure ment dBuV/m	Limit dBuV/m	Margin dB	Detector
1	62.0100	31.03	-14.65	16.38	40.00	-23.62	QP
2	180.3500	28.67	-12.07	16.60	43.50	-26.90	QP
3	467.4700	30.89	-9.51	21.38	46.00	-24.62	QP
4	593.5700	30.48	-6.59	23.89	46.00	-22.11	QP
5	685.7199	31.25	-4.38	26.87	46.00	-19.13	QP
6 *	834.1300	30.88	-0.43	30.45	46.00	-15.55	QP

EUT	TalkBand	Model Name	GRU-B09
Temperature	25°C	Relative Humidity	60%
Test Voltage	AC 120V/60Hz	Polarization	Vertical
Test Mode	USB Charge+Operating		
Note	Battery:DESAY		
Test Engineer	Trey Chen		



No.	Mk.	Freq. MHz	Reading Level dBuV	Correct Factor dB	Measure- ment dBuV/m	Limit dBuV/m	Margin dB	Detector	Comment
1		38.7300	34.07	-14.16	19.91	40.00	-20.09	QP	
2	*	61.0400	45.20	-14.48	30.72	40.00	-9.28	QP	
3		98.8700	37.44	-17.78	19.66	43.50	-23.84	QP	
4		179.3800	31.89	-12.06	19.83	43.50	-23.67	QP	
5		222.0600	40.31	-13.95	26.36	46.00	-19.64	QP	
6		884.5700	30.77	0.71	31.48	46.00	-14.52	QP	

EUT	TalkBand	Model Name	GRU-B09
Temperature	25°C	Relative Humidity	60%
Test Voltage	AC 120V/60Hz	Polarization	Horizontal
Test Mode	USB Charge+Operating		
Note	Battery:DESAY		
Test Engineer	Trey Chen		



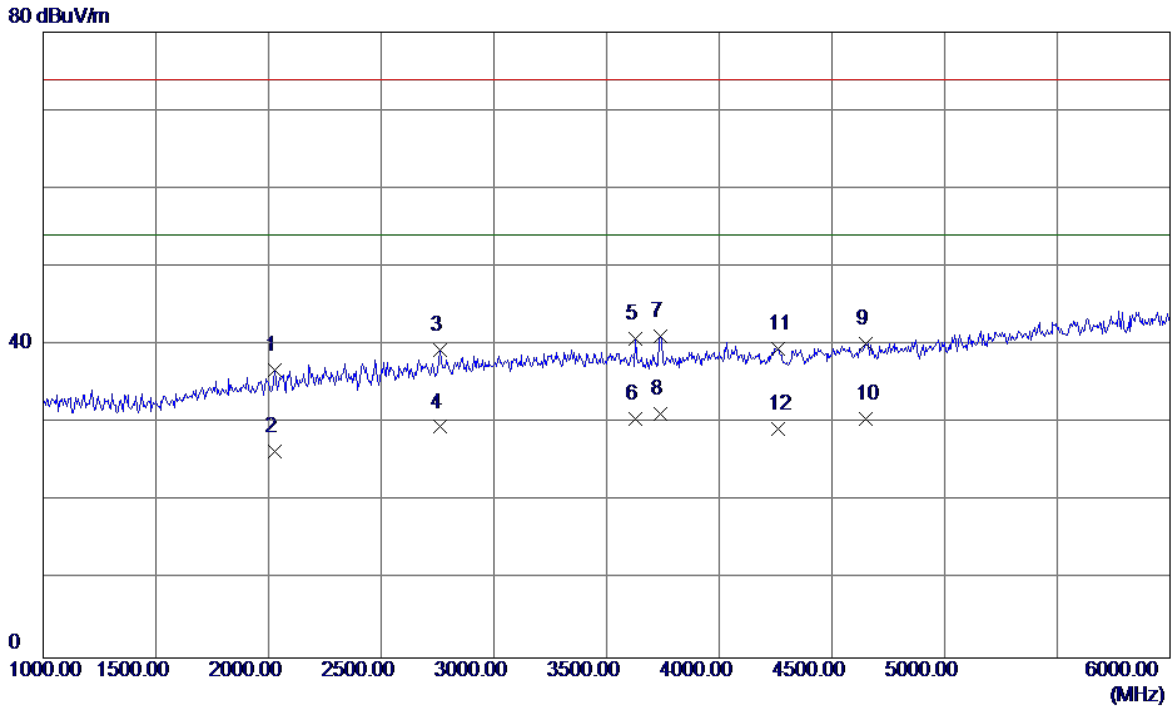
No.	Mk.	Freq. MHz	Reading Level dBuV	Correct Factor dB	Measure- ment dBuV/m	Limit dBuV/m	Margin dB	Detector	Comment
1	*	61.0400	37.09	-14.48	22.61	40.00	-17.39	QP	
2		224.9700	31.31	-14.02	17.29	46.00	-28.71	QP	
3		368.5300	30.82	-11.73	19.09	46.00	-26.91	QP	
4		433.5200	30.80	-10.41	20.39	46.00	-25.61	QP	
5		178.4100	28.71	-12.08	16.63	43.50	-26.87	QP	
6		586.7800	30.07	-6.77	23.30	46.00	-22.70	QP	

4.2.7 TEST RESULTS-ABOVE 1GHZ

Remark :

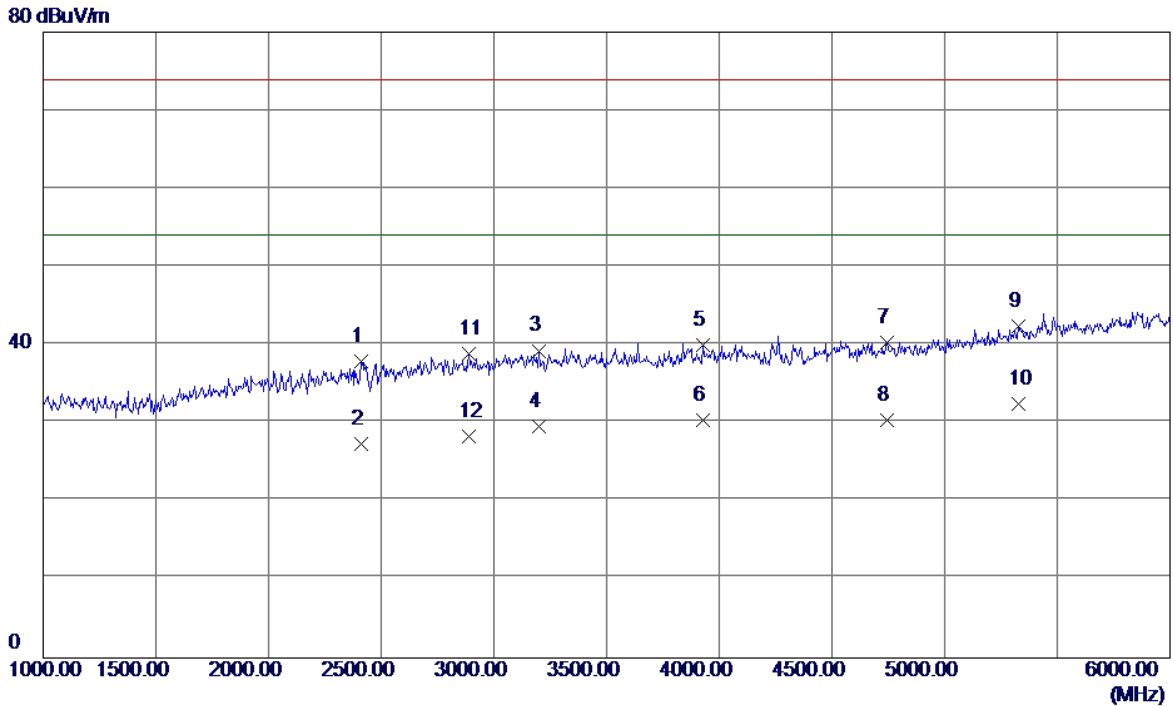
- (1) All readings are Peak unless otherwise stated QP in column of『Note』. Peak denotes that the Peak reading compliance with the QP Limits and then QP Mode measurement didn't perform.
- (2) Radiated emissions measured in frequency range above 1000MHz were made with an instrument using Peak detector mode and AV detector mode of the emission.
- (3) Data of measurement within this frequency range shown “ * ” in the table above means the reading of emissions are attenuated more than 20dB below the permissible limits or the field strength is too small to be measured.
- (4) A preamp and high pass filter were used for this test in order to provide sufficient measurement sensitivity.

EUT	TalkBand	Model Name	GRU-B09
Temperature	25°C	Relative Humidity	60%
Test Voltage	AC 120V/60Hz	Polarization	Vertical
Test Mode	Operating		
Note	Battery: COSLIGHT		
Test Engineer	Treey Chen		



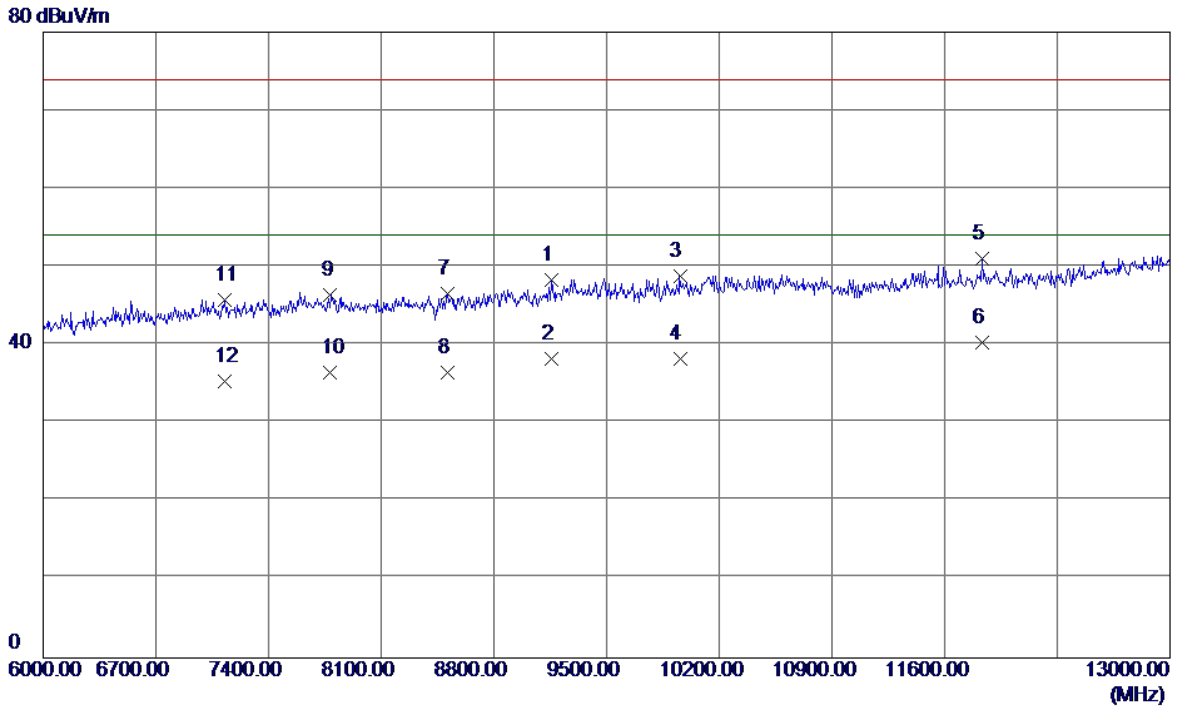
No.	Freq. MHz	Reading Level dBuV/m	Correct Factor dB	Measure ment dBuV/m	Limit dBuV/m	Margin dB	Detector
1	2030.0000	38.50	-1.66	36.84	74.00	-37.16	Peak
2	2030.0000	28.01	-1.66	26.35	54.00	-27.65	AVG
3	2760.0000	38.52	0.85	39.37	74.00	-34.63	Peak
4	2760.0000	28.67	0.85	29.52	54.00	-24.48	AVG
5	3630.0000	37.38	3.42	40.80	74.00	-33.20	Peak
6	3630.0000	27.10	3.42	30.52	54.00	-23.48	AVG
7	3740.0000	37.47	3.70	41.17	74.00	-32.83	Peak
8 *	3740.0000	27.52	3.70	31.22	54.00	-22.78	AVG
9	4650.0000	34.33	5.88	40.21	74.00	-33.79	Peak
10	4650.0000	24.64	5.88	30.52	54.00	-23.48	AVG
11	4260.0000	34.55	4.96	39.51	74.00	-34.49	Peak
12	4260.0000	24.36	4.96	29.32	54.00	-24.68	AVG

EUT	TalkBand	Model Name	GRU-B09
Temperature	25°C	Relative Humidity	60%
Test Voltage	AC 120V/60Hz	Polarization	Horizontal
Test Mode	Operating		
Note	Battery: COSLIGHT		
Test Engineer	Treey Chen		



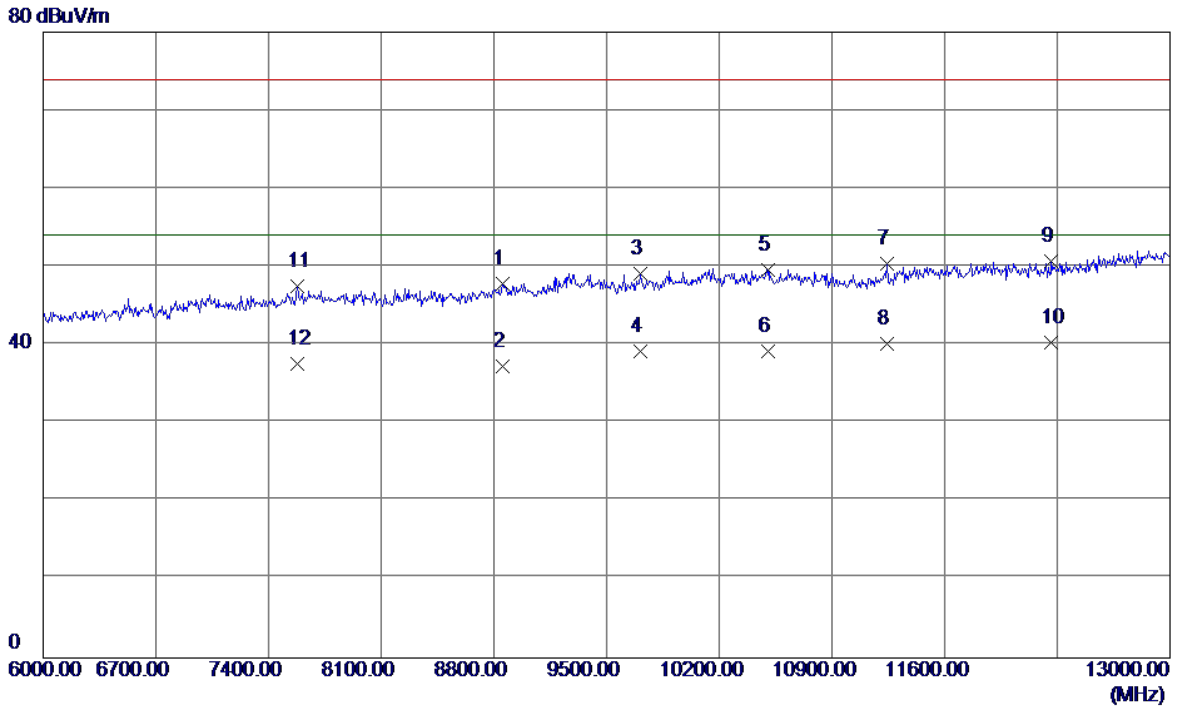
No.	Freq. MHz	Reading Level dBuV/m	Correct Factor dB	Measure ment dBuV/m	Limit dBuV/m	Margin dB	Detector
1	2410.0000	38.26	-0.39	37.87	74.00	-36.13	Peak
2	2410.0000	27.69	-0.39	27.30	54.00	-26.70	AVG
3	3200.0000	37.01	2.27	39.28	74.00	-34.72	Peak
4	3200.0000	27.38	2.27	29.65	54.00	-24.35	AVG
5	3930.0000	35.82	4.19	40.01	74.00	-33.99	Peak
6	3930.0000	26.23	4.19	30.42	54.00	-23.58	AVG
7	4745.0000	34.16	6.12	40.28	74.00	-33.72	Peak
8	4745.0000	24.33	6.12	30.45	54.00	-23.55	AVG
9	5330.0000	33.95	8.45	42.40	74.00	-31.60	Peak
10 *	5330.0000	24.07	8.45	32.52	54.00	-21.48	AVG
11	2890.0000	37.53	1.32	38.85	74.00	-35.15	Peak
12	2890.0000	27.00	1.32	28.32	54.00	-25.68	AVG

EUT	TalkBand	Model Name	GRU-B09
Temperature	25°C	Relative Humidity	60%
Test Voltage	AC 120V/60Hz	Polarization	Vertical
Test Mode	Operating		
Note	Battery: COSLIGHT		
Test Engineer	Trey Chen		



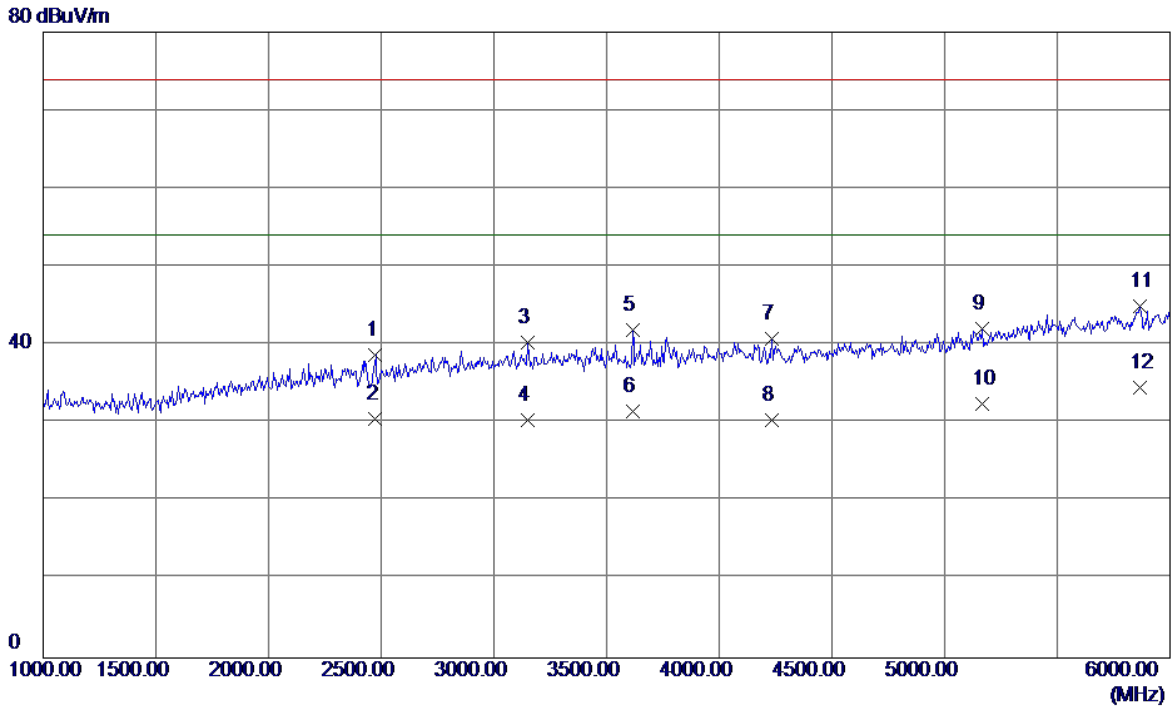
No.	Freq. MHz	Reading Level dBuV/m	Correct Factor dB	Measure ment dBuV/m	Limit dBuV/m	Margin dB	Detector
1	9157.0000	33.02	15.37	48.39	74.00	-25.61	Peak
2	9157.0000	22.83	15.37	38.20	54.00	-15.80	AVG
3	9955.0000	32.81	16.06	48.87	74.00	-25.13	Peak
4	9955.0000	22.15	16.06	38.21	54.00	-15.79	AVG
5	11831.0000	32.91	18.10	51.01	74.00	-22.99	Peak
6 *	11831.0000	22.20	18.10	40.30	54.00	-13.70	AVG
7	8513.0000	32.41	14.21	46.62	74.00	-27.38	Peak
8	8513.0000	22.21	14.21	36.42	54.00	-17.58	AVG
9	7785.0000	32.44	13.93	46.37	74.00	-27.63	Peak
10	7785.0000	22.49	13.93	36.42	54.00	-17.58	AVG
11	7127.0000	32.69	13.07	45.76	74.00	-28.24	Peak
12	7127.0000	22.35	13.07	35.42	54.00	-18.58	AVG

EUT	TalkBand	Model Name	GRU-B09
Temperature	25°C	Relative Humidity	60%
Test Voltage	AC 120V/60Hz	Polarization	Horizontal
Test Mode	Operating		
Note	Battery: COSLIGHT		
Test Engineer	Trey Chen		



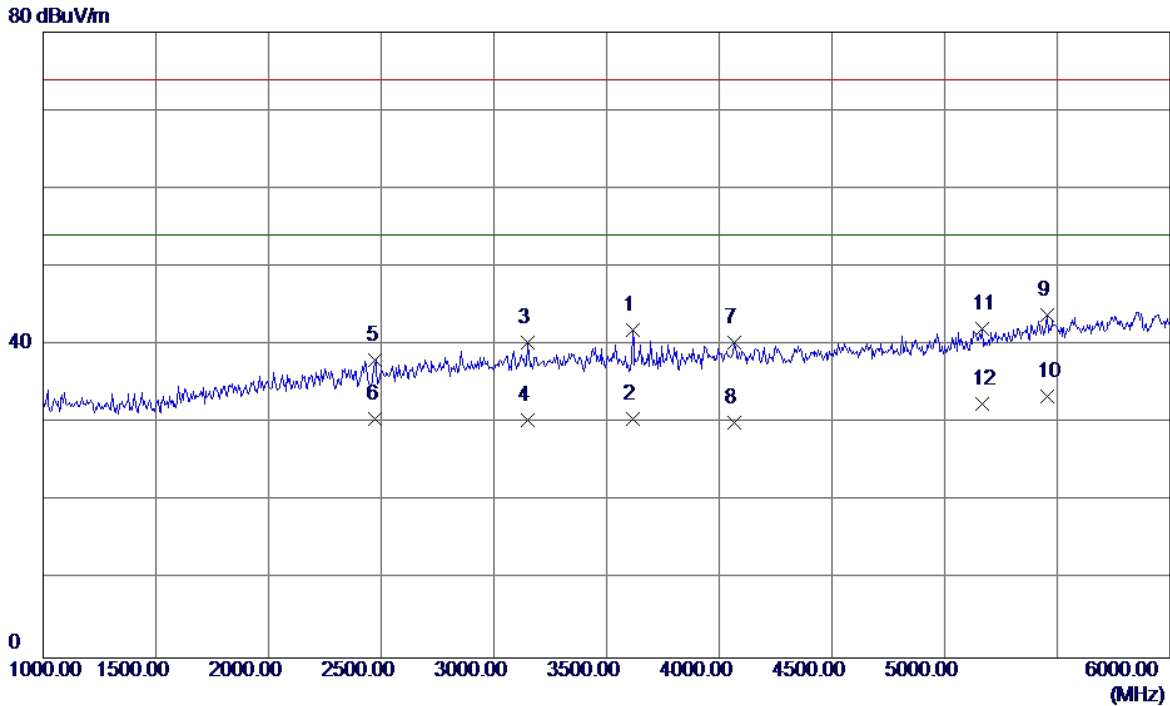
No.	Freq. MHz	Reading Level dBuV/m	Correct Factor dB	Measure ment dBuV/m	Limit dBuV/m	Margin dB	Detector
1	8856.0000	32.93	14.91	47.84	74.00	-26.16	Peak
2	8856.0000	22.43	14.91	37.34	54.00	-16.66	AVG
3	9710.0000	33.17	15.88	49.05	74.00	-24.95	Peak
4	9710.0000	23.36	15.88	39.24	54.00	-14.76	AVG
5	10501.0000	32.13	17.50	49.63	74.00	-24.37	Peak
6	10501.0000	21.74	17.50	39.24	54.00	-14.76	AVG
7	11243.0000	32.81	17.54	50.35	74.00	-23.65	Peak
8	11243.0000	22.68	17.54	40.22	54.00	-13.78	AVG
9	12265.0000	32.17	18.48	50.65	74.00	-23.35	Peak
10 *	12265.0000	21.84	18.48	40.32	54.00	-13.68	AVG
11	7582.0000	33.79	13.76	47.55	74.00	-26.45	Peak
12	7582.0000	23.87	13.76	37.63	54.00	-16.37	AVG

EUT	TalkBand	Model Name	GRU-B09
Temperature	25°C	Relative Humidity	60%
Test Voltage	AC 120V/60Hz	Polarization	Vertical
Test Mode	Operating		
Note	Battery:LISHEN		
Test Engineer	Trey Chen		



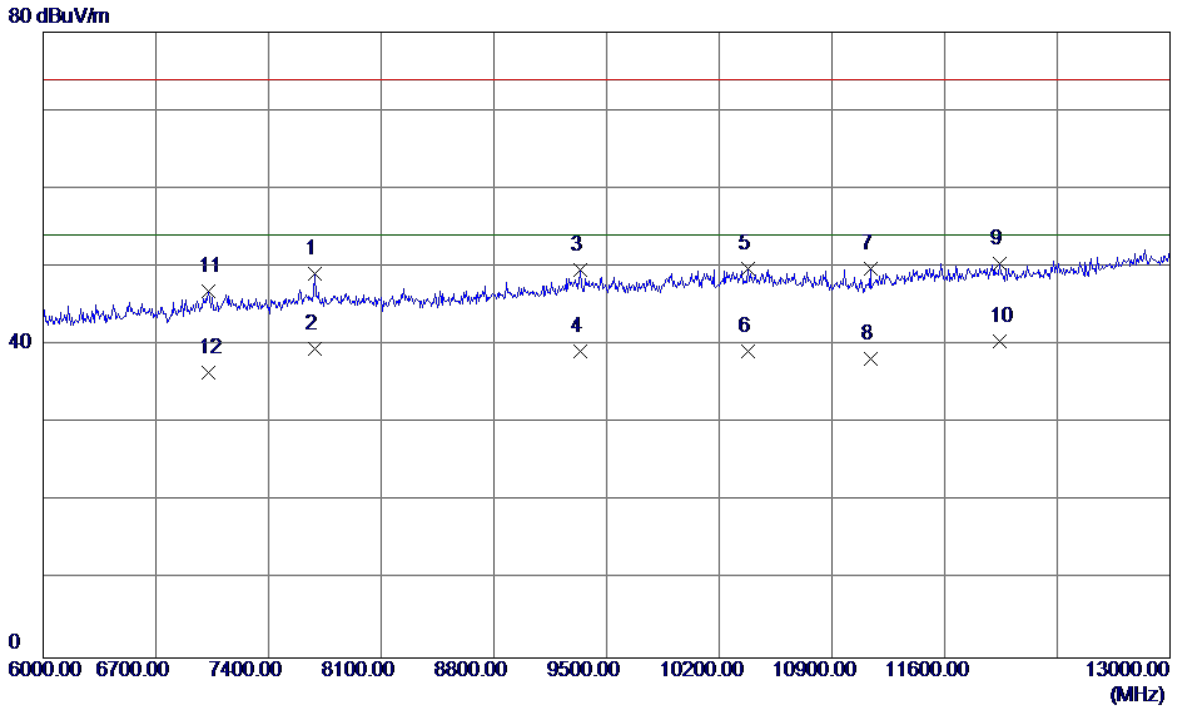
No.	Freq. MHz	Reading Level dBuV/m	Correct Factor dB	Measure ment dBuV/m	Limit dBuV/m	Margin dB	Detector
1	2475.0000	38.82	-0.17	38.65	74.00	-35.35	Peak
2	2475.0000	30.67	-0.17	30.50	54.00	-23.50	AVG
3	3150.0000	38.16	2.13	40.29	74.00	-33.71	Peak
4	3150.0000	28.27	2.13	30.40	54.00	-23.60	AVG
5	3615.0000	38.51	3.38	41.89	74.00	-32.11	Peak
6	3615.0000	28.12	3.38	31.50	54.00	-22.50	AVG
7	4235.0000	35.95	4.90	40.85	74.00	-33.15	Peak
8	4235.0000	25.50	4.90	30.40	54.00	-23.60	AVG
9	5165.0000	34.49	7.61	42.10	74.00	-31.90	Peak
10	5165.0000	24.93	7.61	32.54	54.00	-21.46	AVG
11	5865.0000	34.47	10.45	44.92	74.00	-29.08	Peak
12 *	5865.0000	24.07	10.45	34.52	54.00	-19.48	AVG

EUT	TalkBand	Model Name	GRU-B09
Temperature	25°C	Relative Humidity	60%
Test Voltage	AC 120V/60Hz	Polarization	Horizontal
Test Mode	Operating		
Note	Battery:LISHEN		
Test Engineer	Trey Chen		



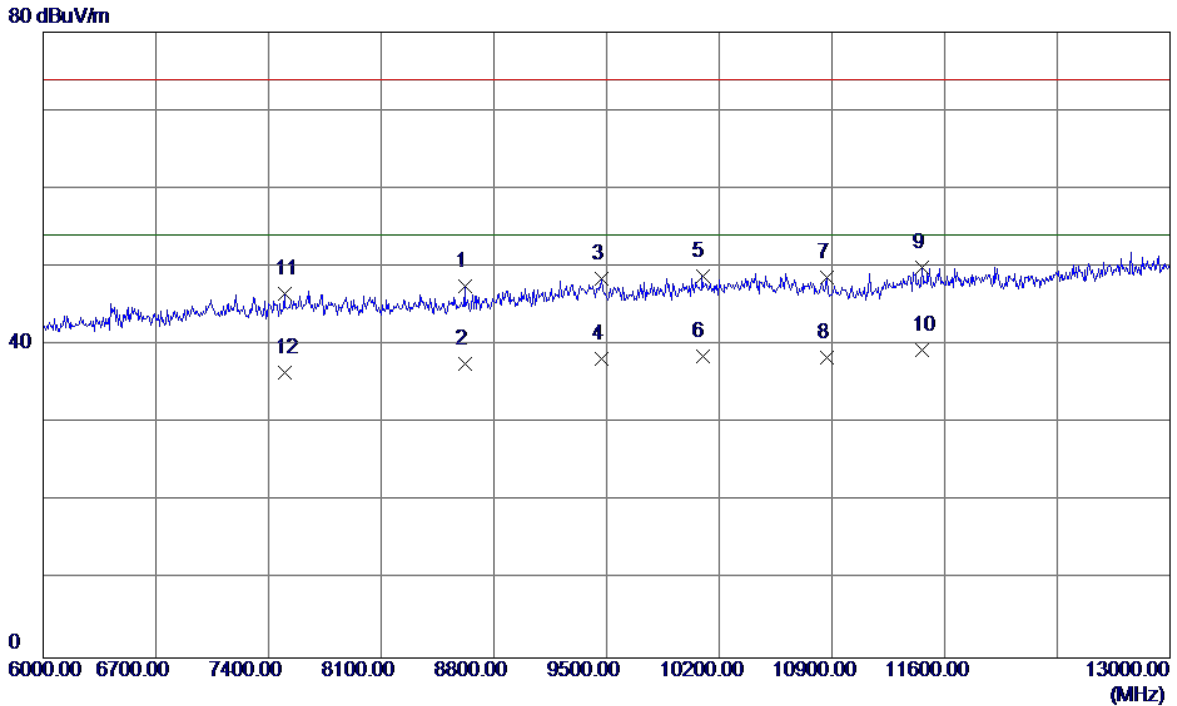
No.	Freq. MHz	Reading Level dBuV/m	Correct Factor dB	Measure ment dBuV/m	Limit dBuV/m	Margin dB	Detector
1	3615.0000	38.51	3.38	41.89	74.00	-32.11	Peak
2	3615.0000	27.12	3.38	30.50	54.00	-23.50	AVG
3	3150.0000	38.16	2.13	40.29	74.00	-33.71	Peak
4	3150.0000	28.27	2.13	30.40	54.00	-23.60	AVG
5	2475.0000	38.23	-0.17	38.06	74.00	-35.94	Peak
6	2475.0000	30.67	-0.17	30.50	54.00	-23.50	AVG
7	4065.0000	35.84	4.52	40.36	74.00	-33.64	Peak
8	4065.0000	25.52	4.52	30.04	54.00	-23.96	AVG
9	5455.0000	34.71	9.09	43.80	74.00	-30.20	Peak
10 *	5455.0000	24.41	9.09	33.50	54.00	-20.50	AVG
11	5165.0000	34.49	7.61	42.10	74.00	-31.90	Peak
12	5165.0000	24.89	7.61	32.50	54.00	-21.50	AVG

EUT	TalkBand	Model Name	GRU-B09
Temperature	25°C	Relative Humidity	60%
Test Voltage	AC 120V/60Hz	Polarization	Vertical
Test Mode	Operating		
Note	Battery:LISHEN		
Test Engineer	Treey Chen		



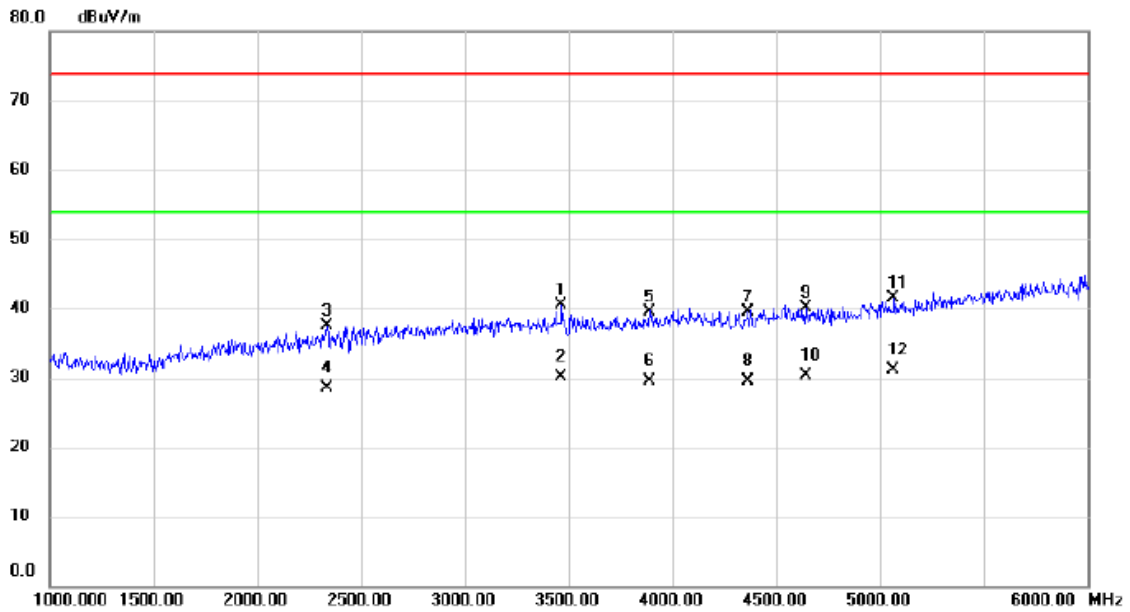
No.	Freq. MHz	Reading Level dBuV/m	Correct Factor dB	Measure ment dBuV/m	Limit dBuV/m	Margin dB	Detector
1	7687.0000	35.28	13.85	49.13	74.00	-24.87	Peak
2	7687.0000	25.67	13.85	39.52	54.00	-14.48	AVG
3	9339.0000	34.05	15.56	49.61	74.00	-24.39	Peak
4	9339.0000	23.68	15.56	39.24	54.00	-14.76	AVG
5	10382.0000	32.57	17.17	49.74	74.00	-24.26	Peak
6	10382.0000	22.04	17.17	39.21	54.00	-14.79	AVG
7	11138.0000	32.50	17.27	49.77	74.00	-24.23	Peak
8	11138.0000	20.97	17.27	38.24	54.00	-15.76	AVG
9	11943.0000	32.42	18.06	50.48	74.00	-23.52	Peak
10 *	11943.0000	22.46	18.06	40.52	54.00	-13.48	AVG
11	7029.0000	33.98	12.91	46.89	74.00	-27.11	Peak
12	7029.0000	23.51	12.91	36.42	54.00	-17.58	AVG

EUT	TalkBand	Model Name	GRU-B09
Temperature	25°C	Relative Humidity	60%
Test Voltage	AC 120V/60Hz	Polarization	Horizontal
Test Mode	Operating		
Note	Battery:LISHEN		
Test Engineer	Treey Chen		



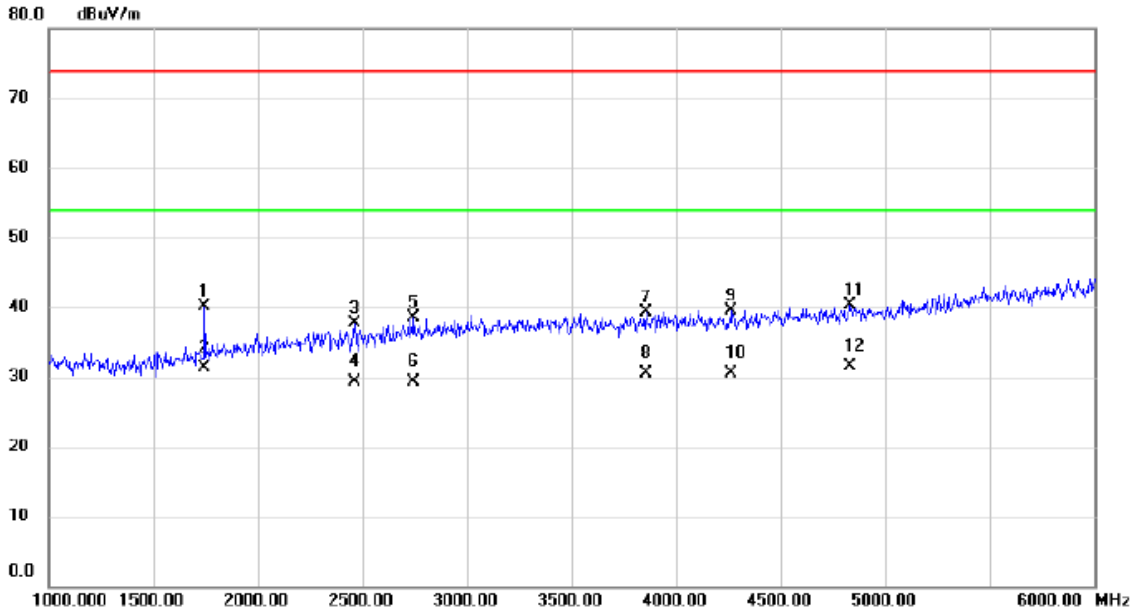
No.	Freq. MHz	Reading Level dBuV/m	Correct Factor dB	Measure ment dBuV/m	Limit dBuV/m	Margin dB	Detector
1	8618.0000	33.13	14.42	47.55	74.00	-26.45	Peak
2	8618.0000	23.11	14.42	37.53	54.00	-16.47	AVG
3	9472.0000	32.74	15.69	48.43	74.00	-25.57	Peak
4	9472.0000	22.52	15.69	38.21	54.00	-15.79	AVG
5	10095.0000	32.40	16.36	48.76	74.00	-25.24	Peak
6	10095.0000	22.16	16.36	38.52	54.00	-15.48	AVG
7	10872.0000	31.56	17.05	48.61	74.00	-25.39	Peak
8	10872.0000	21.36	17.05	38.41	54.00	-15.59	AVG
9	11460.0000	31.86	18.12	49.98	74.00	-24.02	Peak
10 *	11460.0000	21.30	18.12	39.42	54.00	-14.58	AVG
11	7498.0000	32.86	13.68	46.54	74.00	-27.46	Peak
12	7498.0000	22.74	13.68	36.42	54.00	-17.58	AVG

EUT	TalkBand	Model Name	GRU-B09
Temperature	25°C	Relative Humidity	60%
Test Voltage	AC 120V/60Hz	Polarization	Vertical
Test Mode	Operating		
Note	Battery:DESAY		
Test Engineer	Trey Chen		



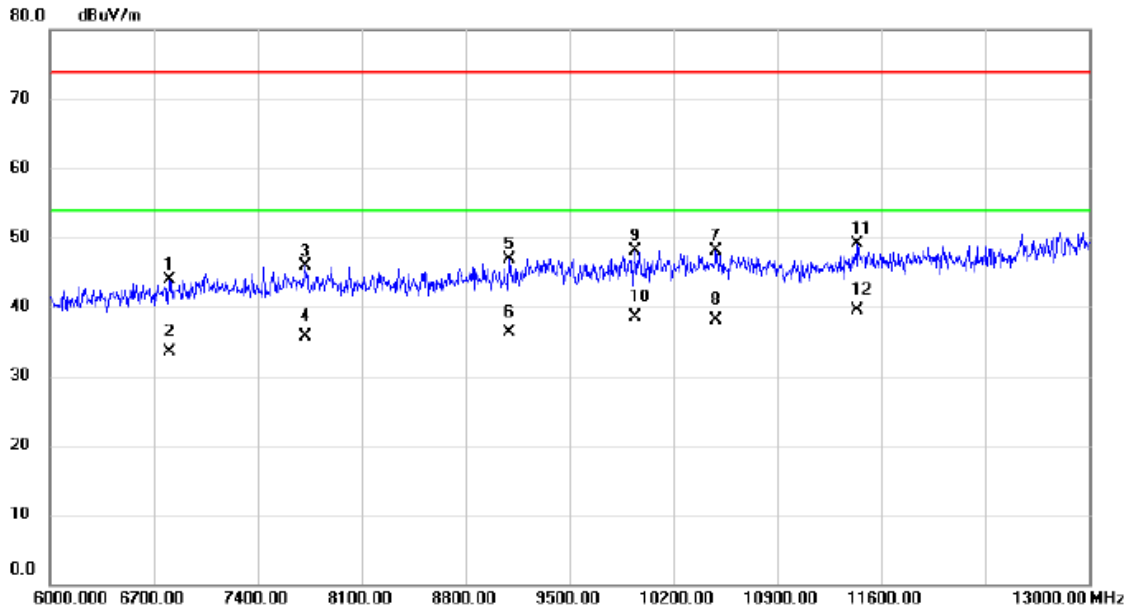
No.	Mk.	Freq. MHz	Reading Level dBuV	Correct Factor dB	Measure- ment dBuV/m	Limit dBuV/m	Margin dB	Detector	Comment
1		3465.000	37.52	2.99	40.51	74.00	-33.49	peak	
2		3465.000	27.13	2.99	30.12	54.00	-23.88	AVG	
3		2335.000	38.21	-0.64	37.57	74.00	-36.43	peak	
4		2335.000	29.06	-0.64	28.42	54.00	-25.58	AVG	
5		3890.000	35.50	4.10	39.60	74.00	-34.40	peak	
6		3890.000	25.35	4.10	29.45	54.00	-24.55	AVG	
7		4365.000	34.40	5.19	39.59	74.00	-34.41	peak	
8		4365.000	24.26	5.19	29.45	54.00	-24.55	AVG	
9		4640.000	34.30	5.85	40.15	74.00	-33.85	peak	
10		4640.000	24.36	5.85	30.21	54.00	-23.79	AVG	
11		5065.000	34.49	7.09	41.58	74.00	-32.42	peak	
12	*	5065.000	24.11	7.09	31.20	54.00	-22.80	AVG	

EUT	TalkBand	Model Name	GRU-B09
Temperature	25°C	Relative Humidity	60%
Test Voltage	AC 120V/60Hz	Polarization	Horizontal
Test Mode	Operating		
Note	Battery:DESAY		
Test Engineer	Treey Chen		



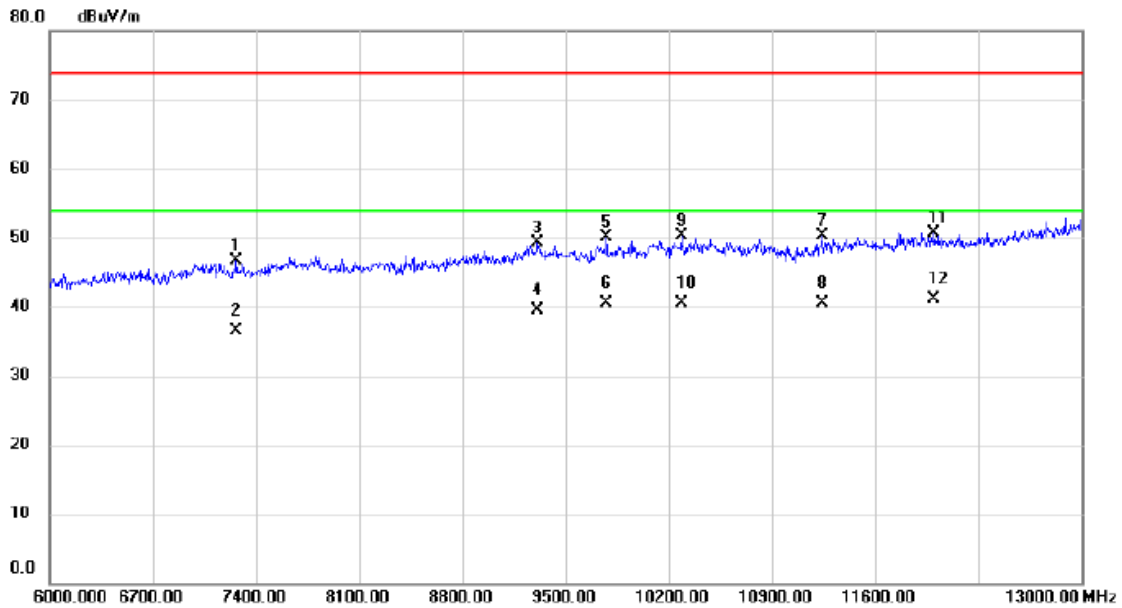
No.	Mk.	Freq. MHz	Reading Level dBuV	Correct Factor dB	Measure- ment dBuV/m	Limit dBuV/m	Margin dB	Detector	Comment
1		1745.000	43.73	-3.61	40.12	74.00	-33.88	peak	
2		1745.000	34.82	-3.61	31.21	54.00	-22.79	AVG	
3		2460.000	37.83	-0.22	37.61	74.00	-36.39	peak	
4		2460.000	29.46	-0.22	29.24	54.00	-24.76	AVG	
5		2745.000	37.78	0.79	38.57	74.00	-35.43	peak	
6		2745.000	28.42	0.79	29.21	54.00	-24.79	AVG	
7		3855.000	35.26	4.01	39.27	74.00	-34.73	peak	
8		3855.000	26.40	4.01	30.41	54.00	-23.59	AVG	
9		4265.000	34.49	4.97	39.46	74.00	-34.54	peak	
10		4265.000	25.56	4.97	30.53	54.00	-23.47	AVG	
11		4830.000	34.07	6.33	40.40	74.00	-33.60	peak	
12	*	4830.000	25.22	6.33	31.55	54.00	-22.45	AVG	

EUT	TalkBand	Model Name	GRU-B09
Temperature	25°C	Relative Humidity	60%
Test Voltage	AC 120V/60Hz	Polarization	Vertical
Test Mode	Operating		
Note	Battery:DESAY		
Test Engineer	Treyy Chen		



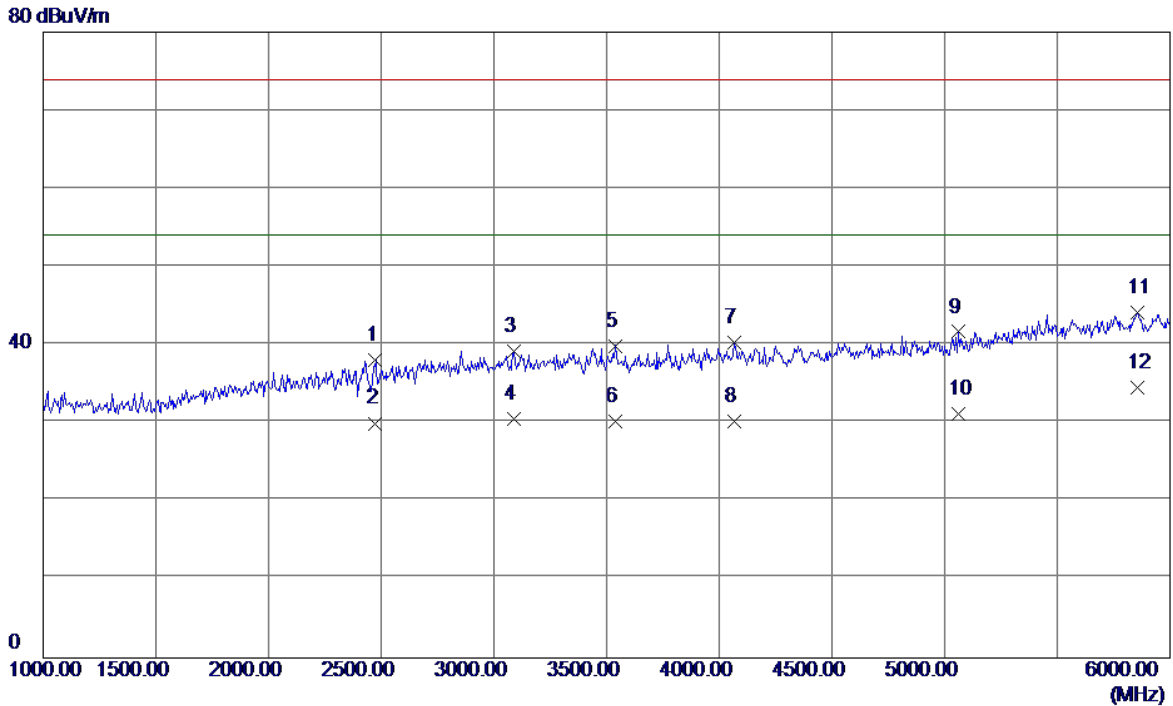
No.	Mk.	Freq. MHz	Reading Level dBuV	Correct Factor dB	Measure- ment dBuV/m	Limit dBuV/m	Margin dB	Detector	Comment
1		6805.000	31.36	12.50	43.86	74.00	-30.14	peak	
2		6805.000	20.92	12.50	33.42	54.00	-20.58	AVG	
3		7722.000	31.94	13.88	45.82	74.00	-28.18	peak	
4		7722.000	21.75	13.88	35.63	54.00	-18.37	AVG	
5		9094.000	31.62	15.31	46.93	74.00	-27.07	peak	
6		9094.000	20.93	15.31	36.24	54.00	-17.76	AVG	
7		10487.000	30.64	17.46	48.10	74.00	-25.90	peak	
8		10487.000	20.66	17.46	38.12	54.00	-15.88	AVG	
9		9941.000	32.11	16.04	48.15	74.00	-25.85	peak	
10		9941.000	22.38	16.04	38.42	54.00	-15.58	AVG	
11		11439.000	30.97	18.05	49.02	74.00	-24.98	peak	
12	*	11439.000	21.37	18.05	39.42	54.00	-14.58	AVG	

EUT	TalkBand	Model Name	GRU-B09
Temperature	25°C	Relative Humidity	60%
Test Voltage	AC 120V/60Hz	Polarization	Horizontal
Test Mode	Operating		
Note	Battery:DESAY		
Test Engineer	Trey Chen		



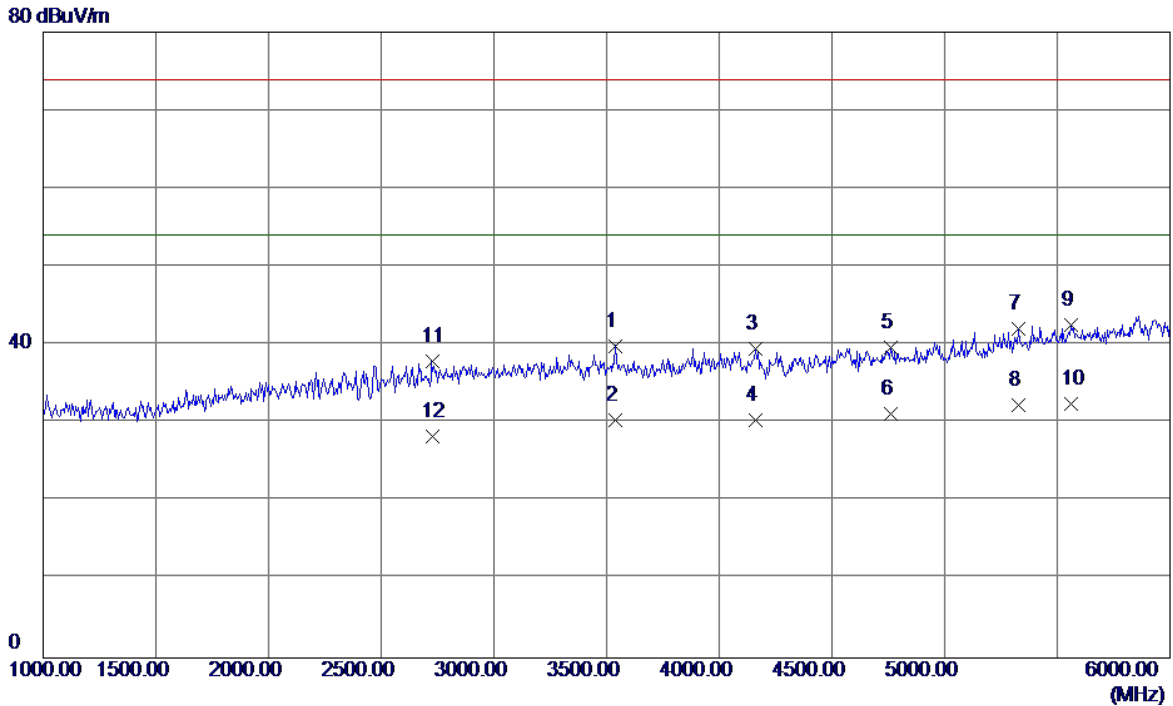
No.	Mk.	Freq. MHz	Reading Level dBuV	Correct Factor dB	Measure- ment dBuV/m	Limit dBuV/m	Margin dB	Detector	Comment
1		7267.000	33.44	13.30	46.74	74.00	-27.26	peak	
2		7267.000	23.12	13.30	36.42	54.00	-17.58	AVG	
3		9311.000	33.77	15.53	49.30	74.00	-24.70	peak	
4		9311.000	23.89	15.53	39.42	54.00	-14.58	AVG	
5		9773.000	34.23	15.92	50.15	74.00	-23.85	peak	
6		9773.000	24.60	15.92	40.52	54.00	-13.48	AVG	
7		11236.000	32.85	17.53	50.38	74.00	-23.62	peak	
8		11236.000	22.99	17.53	40.52	54.00	-13.48	AVG	
9		10284.000	33.41	16.89	50.30	74.00	-23.70	peak	
10		10284.000	23.63	16.89	40.52	54.00	-13.48	AVG	
11		11999.000	32.68	18.04	50.72	74.00	-23.28	peak	
12	*	11999.000	23.16	18.04	41.20	54.00	-12.80	AVG	

EUT	TalkBand	Model Name	GRU-B09
Temperature	25°C	Relative Humidity	60%
Test Voltage	AC 120V/60Hz	Polarization	Vertical
Test Mode	USB Charge+Operating		
Note	Battery: COSLIGHT		
Test Engineer	Treey Chen		



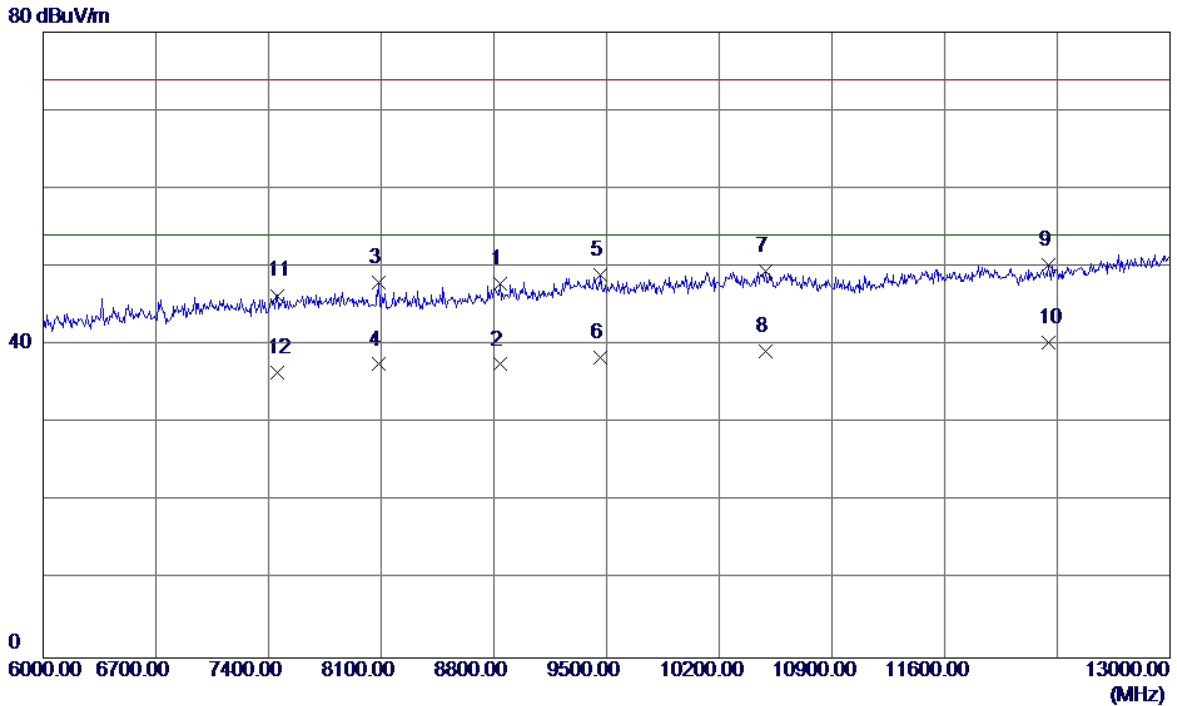
No.	Freq. MHz	Reading Level dBuV/m	Correct Factor dB	Measure ment dBuV/m	Limit dBuV/m	Margin dB	Detector
1	2475.0000	38.23	-0.17	38.06	74.00	-35.94	Peak
2	2475.0000	30.17	-0.17	30.00	54.00	-24.00	AVG
3	3090.0000	37.24	1.97	39.21	74.00	-34.79	Peak
4	3090.0000	28.55	1.97	30.52	54.00	-23.48	AVG
5	3540.0000	36.73	3.19	39.92	74.00	-34.08	Peak
6	3540.0000	27.05	3.19	30.24	54.00	-23.76	AVG
7	4065.0000	35.84	4.52	40.36	74.00	-33.64	Peak
8	4065.0000	25.68	4.52	30.20	54.00	-23.80	AVG
9	5060.0000	34.61	7.07	41.68	74.00	-32.32	Peak
10	5060.0000	24.18	7.07	31.25	54.00	-22.75	AVG
11	5855.0000	33.81	10.41	44.22	74.00	-29.78	Peak
12 *	5855.0000	24.11	10.41	34.52	54.00	-19.48	AVG

EUT	TalkBand	Model Name	GRU-B09
Temperature	25°C	Relative Humidity	60%
Test Voltage	AC 120V/60Hz	Polarization	Horizontal
Test Mode	USB Charge+Operating		
Note	Battery: COSLIGHT		
Test Engineer	Treey Chen		



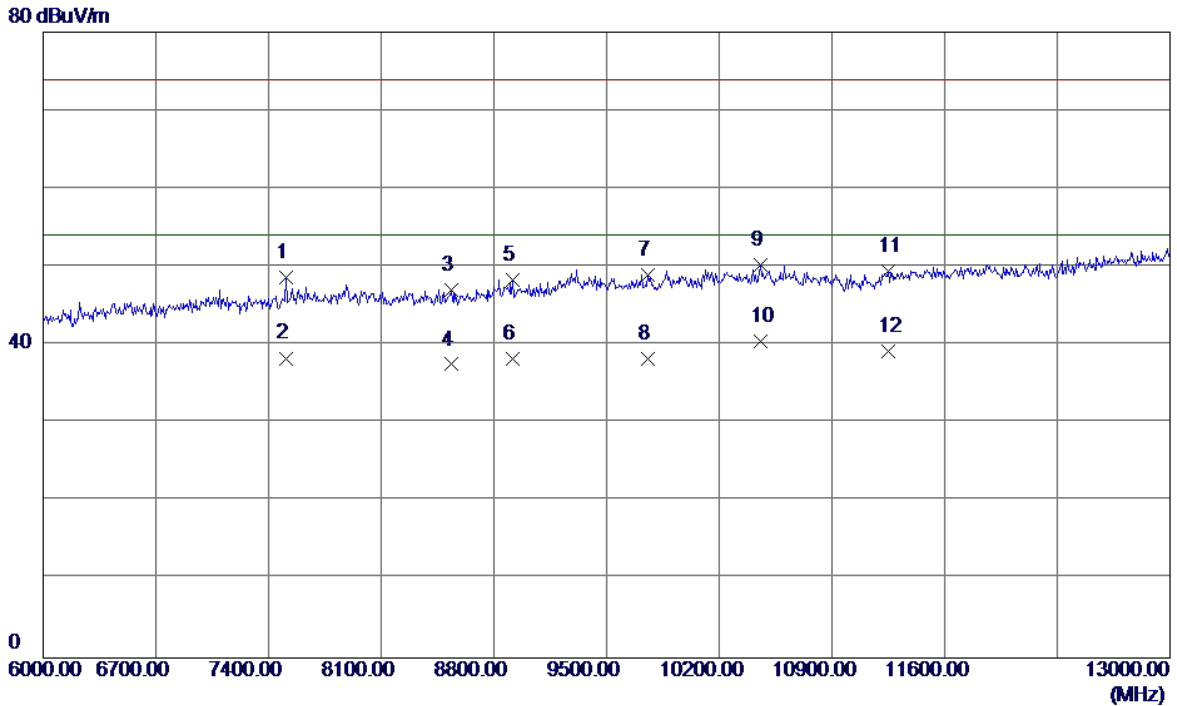
No.	Freq. MHz	Reading Level dBuV/m	Correct Factor dB	Measure ment dBuV/m	Limit dBuV/m	Margin dB	Detector
1	3540.0000	36.73	3.19	39.92	74.00	-34.08	Peak
2	3540.0000	27.26	3.19	30.45	54.00	-23.55	AVG
3	4160.0000	34.84	4.73	39.57	74.00	-34.43	Peak
4	4160.0000	25.69	4.73	30.42	54.00	-23.58	AVG
5	4760.0000	33.58	6.16	39.74	74.00	-34.26	Peak
6	4760.0000	25.08	6.16	31.24	54.00	-22.76	AVG
7	5330.0000	33.56	8.45	42.01	74.00	-31.99	Peak
8	5330.0000	23.80	8.45	32.25	54.00	-21.75	AVG
9	5560.0000	33.09	9.51	42.60	74.00	-31.40	Peak
10 *	5560.0000	22.91	9.51	32.42	54.00	-21.58	AVG
11	2725.0000	37.21	0.73	37.94	74.00	-36.06	Peak
12	2725.0000	27.59	0.73	28.32	54.00	-25.68	AVG

EUT	TalkBand	Model Name	GRU-B09
Temperature	25°C	Relative Humidity	60%
Test Voltage	AC 120V/60Hz	Polarization	Vertical
Test Mode	USB Charge+Operating		
Note	Battery: COSLIGHT		
Test Engineer	Trey Chen		



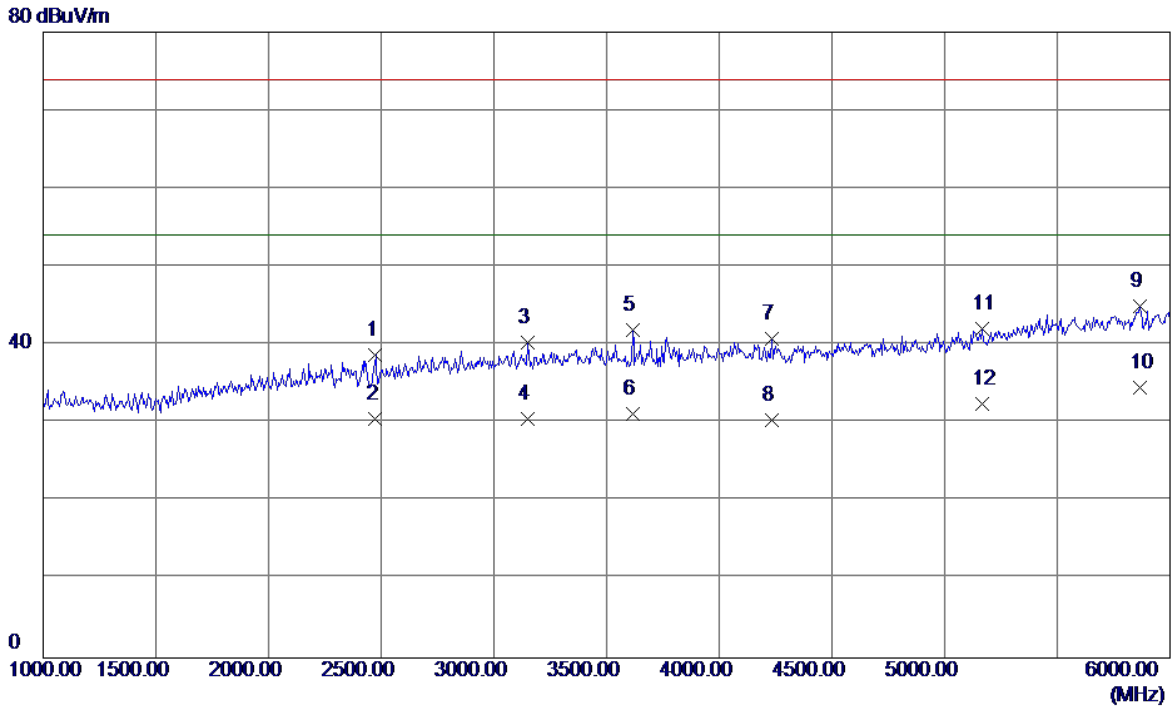
No.	Freq. MHz	Reading Level dBuV/m	Correct Factor dB	Measure ment dBuV/m	Limit dBuV/m	Margin dB	Detector
1	8842.0000	32.99	14.88	47.87	74.00	-26.13	Peak
2	8842.0000	22.64	14.88	37.52	54.00	-16.48	AVG
3	8086.0000	33.84	14.13	47.97	74.00	-26.03	Peak
4	8086.0000	23.39	14.13	37.52	54.00	-16.48	AVG
5	9465.0000	33.20	15.68	48.88	74.00	-25.12	Peak
6	9465.0000	22.74	15.68	38.42	54.00	-15.58	AVG
7	10487.0000	31.98	17.46	49.44	74.00	-24.56	Peak
8	10487.0000	21.78	17.46	39.24	54.00	-14.76	AVG
9	12244.0000	31.82	18.44	50.26	74.00	-23.74	Peak
10 *	12244.0000	21.88	18.44	40.32	54.00	-13.68	AVG
11	7456.0000	32.71	13.61	46.32	74.00	-27.68	Peak
12	7456.0000	22.81	13.61	36.42	54.00	-17.58	AVG

EUT	TalkBand	Model Name	GRU-B09
Temperature	25°C	Relative Humidity	60%
Test Voltage	AC 120V/60Hz	Polarization	Horizontal
Test Mode	USB Charge+Operating		
Note	Battery: COSLIGHT		
Test Engineer	Trey Chen		



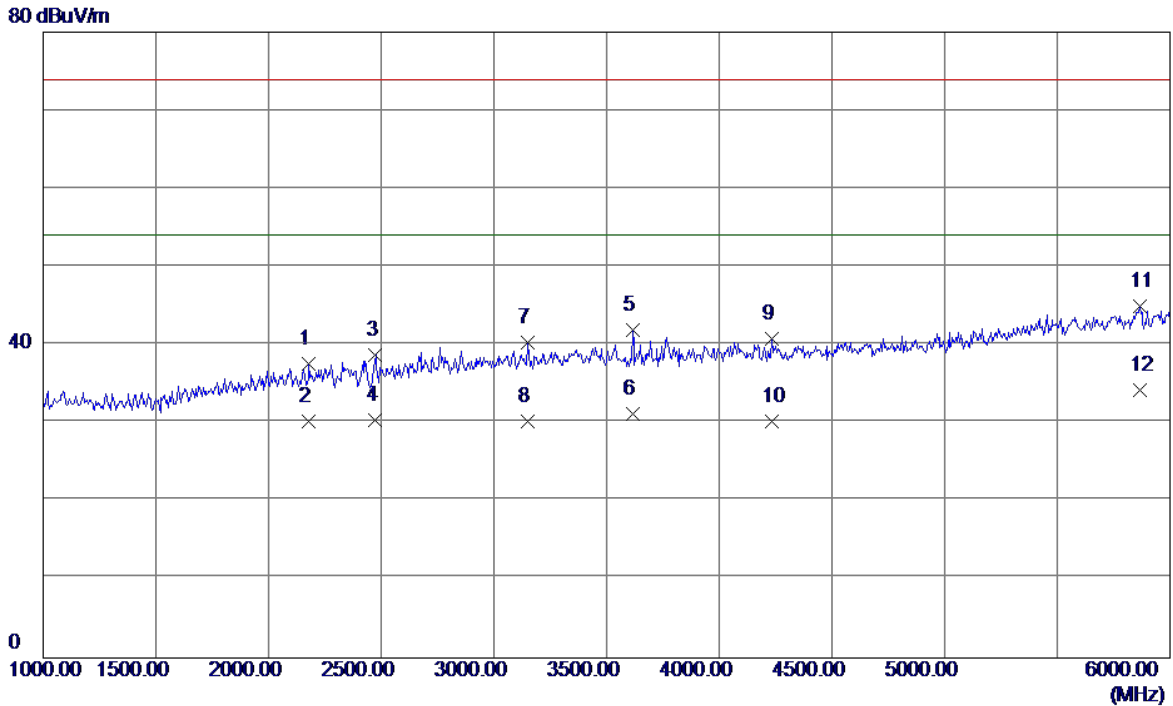
No.	Freq. MHz	Reading Level dBuV/m	Correct Factor dB	Measure ment dBuV/m	Limit dBuV/m	Margin dB	Detector
1	7512.0000	34.89	13.70	48.59	74.00	-25.41	Peak
2	7512.0000	24.62	13.70	38.32	54.00	-15.68	AVG
3	8534.0000	32.77	14.25	47.02	74.00	-26.98	Peak
4	8534.0000	23.27	14.25	37.52	54.00	-16.48	AVG
5	8919.0000	33.25	15.04	48.29	74.00	-25.71	Peak
6	8919.0000	23.17	15.04	38.21	54.00	-15.79	AVG
7	9759.0000	33.01	15.91	48.92	74.00	-25.08	Peak
8	9759.0000	22.30	15.91	38.21	54.00	-15.79	AVG
9	10459.0000	32.91	17.38	50.29	74.00	-23.71	Peak
10 *	10459.0000	23.14	17.38	40.52	54.00	-13.48	AVG
11	11250.0000	31.89	17.56	49.45	74.00	-24.55	Peak
12	11250.0000	21.68	17.56	39.24	54.00	-14.76	AVG

EUT	TalkBand	Model Name	GRU-B09
Temperature	25°C	Relative Humidity	60%
Test Voltage	AC 120V/60Hz	Polarization	Vertical
Test Mode	USB Charge+Operating		
Note	Battery:LISHEN		
Test Engineer	Trey Chen		



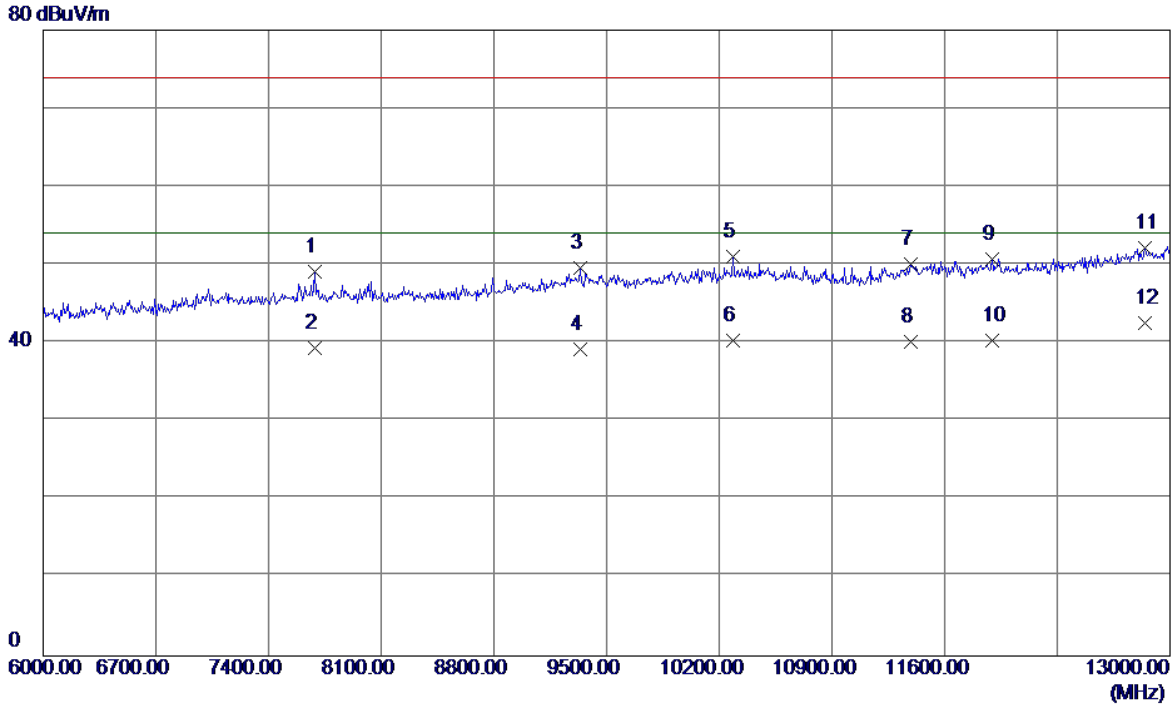
No.	Freq. MHz	Reading Level dBuV/m	Correct Factor dB	Measure ment dBuV/m	Limit dBuV/m	Margin dB	Detector
1	2475.0000	38.82	-0.17	38.65	74.00	-35.35	Peak
2	2475.0000	30.67	-0.17	30.50	54.00	-23.50	AVG
3	3150.0000	38.16	2.13	40.29	74.00	-33.71	Peak
4	3150.0000	28.37	2.13	30.50	54.00	-23.50	AVG
5	3615.0000	38.51	3.38	41.89	74.00	-32.11	Peak
6	3615.0000	27.82	3.38	31.20	54.00	-22.80	AVG
7	4235.0000	35.95	4.90	40.85	74.00	-33.15	Peak
8	4235.0000	25.50	4.90	30.40	54.00	-23.60	AVG
9	5865.0000	34.47	10.45	44.92	74.00	-29.08	Peak
10 *	5865.0000	24.07	10.45	34.52	54.00	-19.48	AVG
11	5165.0000	34.49	7.61	42.10	74.00	-31.90	Peak
12	5165.0000	24.89	7.61	32.50	54.00	-21.50	AVG

EUT	TalkBand	Model Name	GRU-B09
Temperature	25°C	Relative Humidity	60%
Test Voltage	AC 120V/60Hz	Polarization	Horizontal
Test Mode	USB Charge+Operating		
Note	Battery:LISHEN		
Test Engineer	Trey Chen		



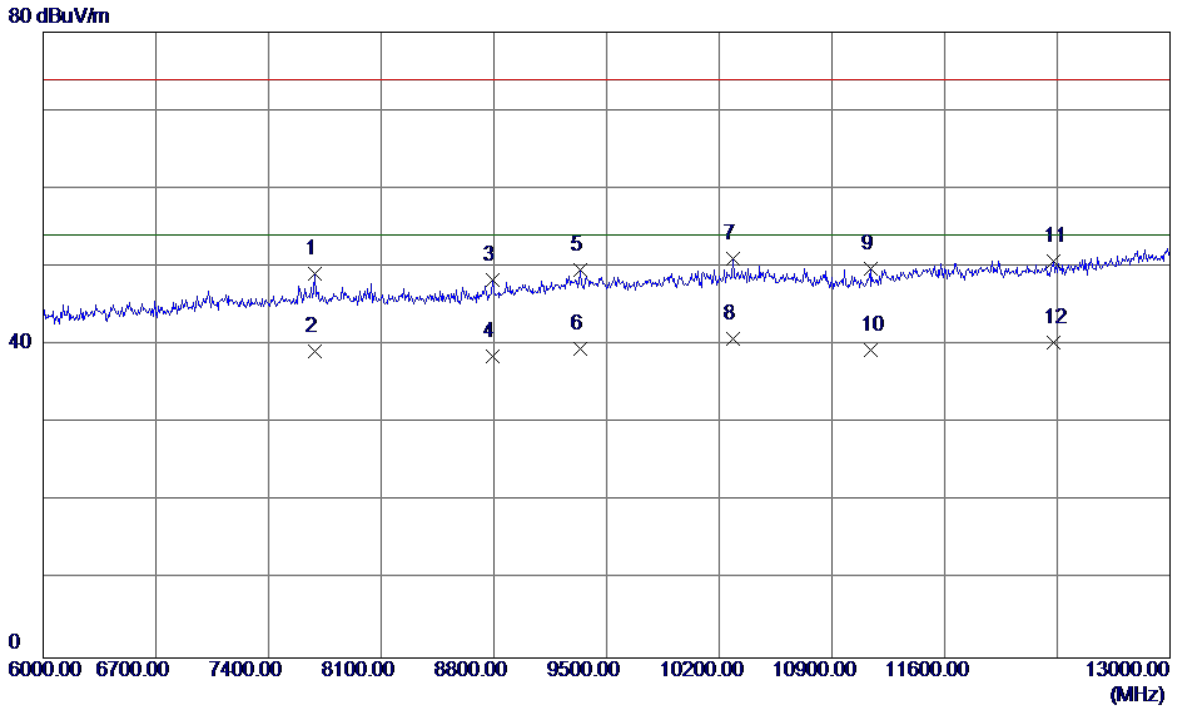
No.	Freq. MHz	Reading Level dBuV/m	Correct Factor dB	Measure ment dBuV/m	Limit dBuV/m	Margin dB	Detector
1	2180.0000	38.74	-1.16	37.58	74.00	-36.42	Peak
2	2180.0000	31.46	-1.16	30.30	54.00	-23.70	AVG
3	2475.0000	38.82	-0.17	38.65	74.00	-35.35	Peak
4	2475.0000	30.58	-0.17	30.41	54.00	-23.59	AVG
5	3615.0000	38.51	3.38	41.89	74.00	-32.11	Peak
6	3615.0000	27.82	3.38	31.20	54.00	-22.80	AVG
7	3150.0000	38.16	2.13	40.29	74.00	-33.71	Peak
8	3150.0000	28.07	2.13	30.20	54.00	-23.80	AVG
9	4235.0000	35.95	4.90	40.85	74.00	-33.15	Peak
10	4235.0000	25.30	4.90	30.20	54.00	-23.80	AVG
11	5865.0000	34.47	10.45	44.92	74.00	-29.08	Peak
12 *	5865.0000	23.75	10.45	34.20	54.00	-19.80	AVG

EUT	TalkBand	Model Name	GRU-B09
Temperature	25°C	Relative Humidity	60%
Test Voltage	AC 120V/60Hz	Polarization	Vertical
Test Mode	USB Charge+Operating		
Note	Battery:LISHEN		
Test Engineer	Trey Chen		



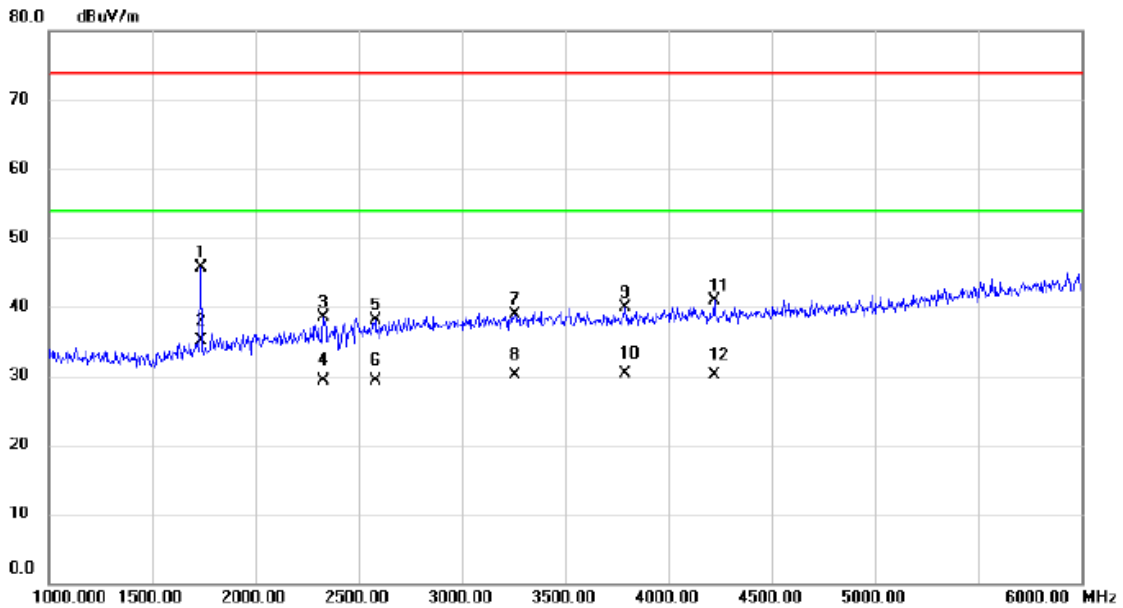
No.	Freq. MHz	Reading Level dBuV/m	Correct Factor dB	Measure ment dBuV/m	Limit dBuV/m	Margin dB	Detector
1	7687.0000	35.28	13.85	49.13	74.00	-24.87	Peak
2	7687.0000	25.57	13.85	39.42	54.00	-14.58	AVG
3	9339.0000	34.05	15.56	49.61	74.00	-24.39	Peak
4	9339.0000	23.68	15.56	39.24	54.00	-14.76	AVG
5	10284.0000	34.08	16.89	50.97	74.00	-23.03	Peak
6	10284.0000	23.41	16.89	40.30	54.00	-13.70	AVG
7	11390.0000	32.12	17.93	50.05	74.00	-23.95	Peak
8	11390.0000	22.27	17.93	40.20	54.00	-13.80	AVG
9	11894.0000	32.60	18.08	50.68	74.00	-23.32	Peak
10	11894.0000	22.22	18.08	40.30	54.00	-13.70	AVG
11	12846.0000	31.80	20.41	52.21	74.00	-21.79	Peak
12 *	12846.0000	22.11	20.41	42.52	54.00	-11.48	AVG

EUT	TalkBand	Model Name	GRU-B09
Temperature	25°C	Relative Humidity	60%
Test Voltage	AC 120V/60Hz	Polarization	Horizontal
Test Mode	USB Charge+Operating		
Note	Battery:LISHEN		
Test Engineer	Trey Chen		



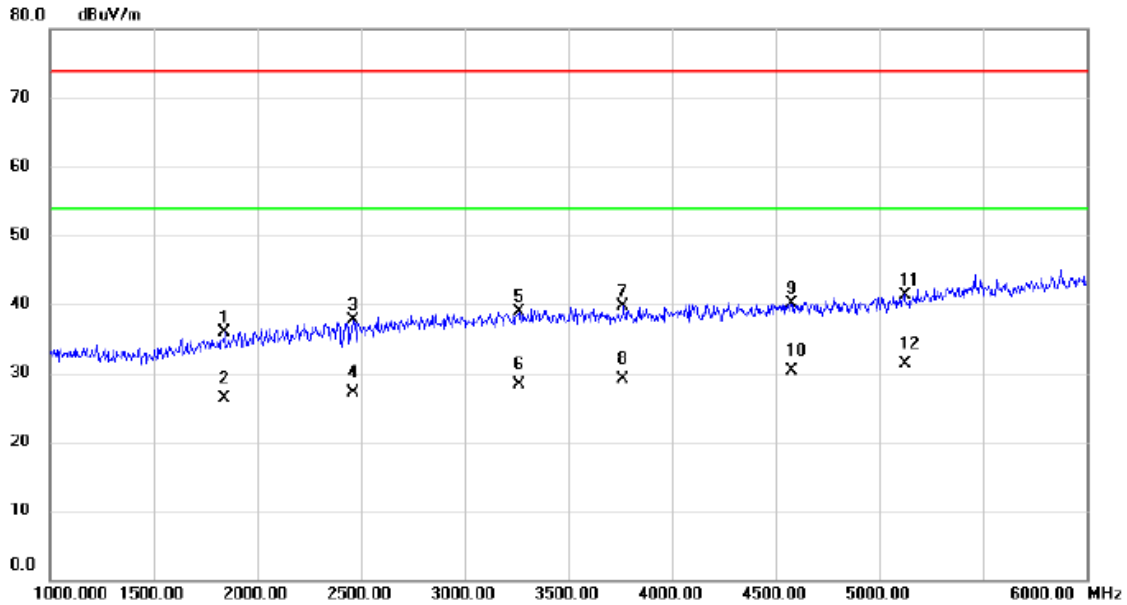
No.	Freq. MHz	Reading Level dBuV/m	Correct Factor dB	Measure ment dBuV/m	Limit dBuV/m	Margin dB	Detector
1	7687.0000	35.28	13.85	49.13	74.00	-24.87	Peak
2	7687.0000	25.35	13.85	39.20	54.00	-14.80	AVG
3	8793.0000	33.60	14.78	48.38	74.00	-25.62	Peak
4	8793.0000	23.85	14.78	38.63	54.00	-15.37	AVG
5	9339.0000	34.05	15.56	49.61	74.00	-24.39	Peak
6	9339.0000	23.96	15.56	39.52	54.00	-14.48	AVG
7	10284.0000	34.08	16.89	50.97	74.00	-23.03	Peak
8 *	10284.0000	23.93	16.89	40.82	54.00	-13.18	AVG
9	11138.0000	32.50	17.27	49.77	74.00	-24.23	Peak
10	11138.0000	22.15	17.27	39.42	54.00	-14.58	AVG
11	12279.0000	32.24	18.50	50.74	74.00	-23.26	Peak
12	12279.0000	21.82	18.50	40.32	54.00	-13.68	AVG

EUT	TalkBand	Model Name	GRU-B09
Temperature	25°C	Relative Humidity	60%
Test Voltage	AC 120V/60Hz	Polarization	Vertical
Test Mode	USB Charge+Operating		
Note	Battery:DESAY		
Test Engineer	Trey Chen		



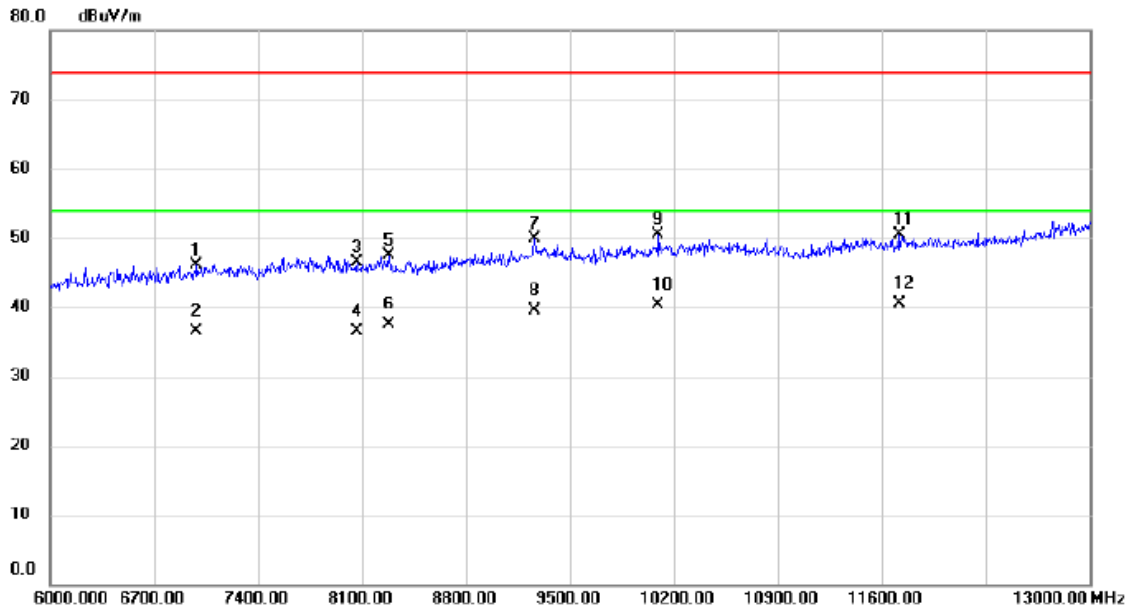
No.	Mk.	Freq. MHz	Reading Level dBuV	Correct Factor dB	Measure- ment dBuV/m	Limit dBuV/m	Margin dB	Detector	Comment
1		1735.000	49.46	-3.68	45.78	74.00	-28.22	peak	
2	*	1735.000	38.88	-3.68	35.20	54.00	-18.80	AVG	
3		2330.000	39.14	-0.66	38.48	74.00	-35.52	peak	
4		2330.000	29.87	-0.66	29.21	54.00	-24.79	AVG	
5		2580.000	37.83	0.20	38.03	74.00	-35.97	peak	
6		2580.000	29.10	0.20	29.30	54.00	-24.70	AVG	
7		3255.000	36.56	2.42	38.98	74.00	-35.02	peak	
8		3255.000	27.78	2.42	30.20	54.00	-23.80	AVG	
9		3790.000	36.08	3.84	39.92	74.00	-34.08	peak	
10		3790.000	26.48	3.84	30.32	54.00	-23.68	AVG	
11		4220.000	36.05	4.86	40.91	74.00	-33.09	peak	
12		4220.000	25.34	4.86	30.20	54.00	-23.80	AVG	

EUT	TalkBand	Model Name	GRU-B09
Temperature	25°C	Relative Humidity	60%
Test Voltage	AC 120V/60Hz	Polarization	Horizontal
Test Mode	USB Charge+Operating		
Note	Battery:DESAY		
Test Engineer	Trey Chen		



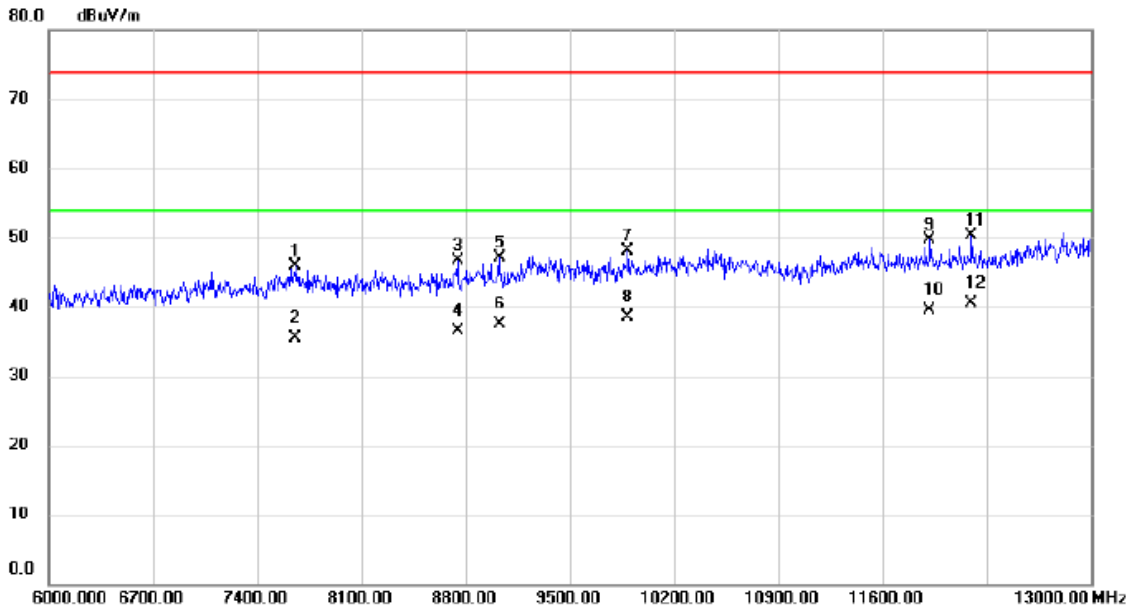
No.	Mk.	Freq. MHz	Reading Level dBuV	Correct Factor dB	Measure- ment dBuV/m	Limit dBuV/m	Margin dB	Detector	Comment
1		1840.000	38.80	-2.92	35.88	74.00	-38.12	peak	
2		1840.000	29.14	-2.92	26.22	54.00	-27.78	AVG	
3		2460.000	38.01	-0.22	37.79	74.00	-36.21	peak	
4		2460.000	27.34	-0.22	27.12	54.00	-26.88	AVG	
5		3260.000	36.49	2.43	38.92	74.00	-35.08	peak	
6		3260.000	25.78	2.43	28.21	54.00	-25.79	AVG	
7		3765.000	35.86	3.77	39.63	74.00	-34.37	peak	
8		3765.000	25.35	3.77	29.12	54.00	-24.88	AVG	
9		4575.000	34.46	5.68	40.14	74.00	-33.86	peak	
10		4575.000	24.56	5.68	30.24	54.00	-23.76	AVG	
11		5120.000	34.02	7.38	41.40	74.00	-32.60	peak	
12	*	5120.000	23.86	7.38	31.24	54.00	-22.76	AVG	

EUT	TalkBand	Model Name	GRU-B09
Temperature	25°C	Relative Humidity	60%
Test Voltage	AC 120V/60Hz	Polarization	Vertical
Test Mode	USB Charge+Operating		
Note	Battery:DESAY		
Test Engineer	Trey Chen		



No.	Mk.	Freq. MHz	Reading Level dBuV	Correct Factor dB	Measure- ment dBuV/m	Limit dBuV/m	Margin dB	Detector	Comment
1		6987.000	33.22	12.84	46.06	74.00	-27.94	peak	
2		6987.000	23.66	12.84	36.50	54.00	-17.50	AVG	
3		8065.000	32.31	14.13	46.44	74.00	-27.56	peak	
4		8065.000	22.39	14.13	36.52	54.00	-17.48	AVG	
5		8282.000	33.33	14.15	47.48	74.00	-26.52	peak	
6		8282.000	23.37	14.15	37.52	54.00	-16.48	AVG	
7		9262.000	34.44	15.48	49.92	74.00	-24.08	peak	
8		9262.000	23.94	15.48	39.42	54.00	-14.58	AVG	
9		10095.00	34.21	16.37	50.58	74.00	-23.42	peak	
10		10095.00	23.86	16.37	40.23	54.00	-13.77	AVG	
11		11712.00	32.44	18.14	50.58	74.00	-23.42	peak	
12	*	11712.00	22.31	18.14	40.45	54.00	-13.55	AVG	

EUT	TalkBand	Model Name	GRU-B09
Temperature	25°C	Relative Humidity	60%
Test Voltage	AC 120V/60Hz	Polarization	Horizontal
Test Mode	USB Charge+Operating		
Note	Battery:DESAY		
Test Engineer	Treyy Chen		



No.	Mk.	Freq. MHz	Reading Level dBuV	Correct Factor dB	Measure- ment dBuV/m	Limit dBuV/m	Margin dB	Detector	Comment
1		7659.000	32.04	13.83	45.87	74.00	-28.13	peak	
2		7659.000	21.59	13.83	35.42	54.00	-18.58	AVG	
3		8744.000	32.10	14.69	46.79	74.00	-27.21	peak	
4		8744.000	21.73	14.69	36.42	54.00	-17.58	AVG	
5		9024.000	31.93	15.23	47.16	74.00	-26.84	peak	
6		9024.000	22.19	15.23	37.42	54.00	-16.58	AVG	
7		9885.000	32.19	16.00	48.19	74.00	-25.81	peak	
8		9885.000	22.42	16.00	38.42	54.00	-15.58	AVG	
9		11915.00	31.69	18.07	49.76	74.00	-24.24	peak	
10		11915.00	21.34	18.07	39.41	54.00	-14.59	AVG	
11		12195.00	31.89	18.36	50.25	74.00	-23.75	peak	
12	*	12195.00	22.16	18.36	40.52	54.00	-13.48	AVG	