


## ANNEX H: The EUT Appearances and Test Configuration




Picture 6: Constituents of EUT



Picture 7: Left Hand Touch Cheek Position




Picture 8: Left Hand Tilt 15 Degree Position




Picture 9: Right Hand Touch Cheek Position



Picture 10: Right Hand Tilt 15 Degree Position



Picture 11: Body, The EUT display towards ground, the distance from handset to the bottom of the Phantom is 20mm)



Picture 12: Body, The EUT display towards phantom, the distance from handset to the bottom of the Phantom is 20mm)



Picture 13: Body with earphone, The EUT display towards ground, the distance from handset to the bottom of the Phantom is 20mm)