

FCC Radio Test Report

FCC ID: QISFRD-L24

This report concerns (check one): Original Grant Class II Change

Project No. : 1605C119B
Equipment : smart phone
Model Name : FRD-L24
Applicant : Huawei Technologies Co., Ltd.
Address : Administration Building, Headquarters of Huawei Technologies Co., Ltd., Bantian, Longgang District, Shenzhen, 518129, P.R.C

Date of Receipt : May 16, 2016
Mar. 05, 2018
Date of Test : May 16, 2016 ~ Jun. 06, 2016
Issued Date : Mar. 07, 2018
Tested by : BTL Inc.

Testing Engineer : Shawn Xiao
(Shawn Xiao)

Technical Manager : David Mao
(David Mao)

Authorized Signatory : Steven Lu
(Steven Lu)

B T L I N C .

No.3, Jinshagang 1st Road, Shixia, Dalang Town, Dongguan, Guangdong, China.

TEL: +86-769-8318-3000 FAX: +86-769-8319-6000



Declaration

BTL represents to the client that testing is done in accordance with standard procedures as applicable and that test instruments used has been calibrated with standards traceable to international standard(s) and/or national standard(s).

BTL's reports apply only to the specific samples tested under conditions. It is manufacture's responsibility to ensure that additional production units of this model are manufactured with the identical electrical and mechanical components. **BTL** shall have no liability for any declarations, inferences or generalizations drawn by the client or others from **BTL** issued reports.

BTL's report must not be used by the client to claim product certification, approval, or endorsement by NVLAP, NIST, or any agency of the Federal Government.

This report is the confidential property of the client. As a mutual protection to the clients, the public and **BTL-self**, extracts from the test report shall not be reproduced except in full with **BTL's** authorized written approval.

BTL's laboratory quality assurance procedures are in compliance with the **ISO Guide 17025** requirements, and accredited by the conformity assessment authorities listed in this test report.

Limitation

For the use of the authority's logo is limited unless the Test Standard(s)/Scope(s)/Item(s) mentioned in this test report is (are) included in the conformity assessment authorities acceptance respective.

Table of Contents	Page
1 . CERTIFICATION	6
2 . SUMMARY OF TEST RESULTS	7
2.1 TEST FACILITY	7
2.2 MEASUREMENT UNCERTAINTY	7
3 . GENERAL INFORMATION	8
3.1 GENERAL DESCRIPTION OF EUT	8
3.2 DESCRIPTION OF TEST MODES	11
4 . EMC EMISSION TEST	13
4.1 RADIATED EMISSION MEASUREMENT	13
4.1.1 RADIATED EMISSION LIMITS	13
4.1.2 TEST PROCEDURE	14
4.1.3 DEVIATION FROM TEST STANDARD	14
4.1.4 TEST SETUP	14
4.1.5 EUT OPERATING CONDITIONS	16
4.1.6 EUT TEST CONDITIONS	16
4.1.7 TEST RESULTS (9KHz TO 30MHz)	17
4.1.8 TEST RESULTS (30MHz TO 1000 MHz)	17
4.1.9 TEST RESULTS (ABOVE 1000 MHz)	17
5 . MEASUREMENT INSTRUMENTS LIST	18
ATTACHMENT A - RADIATED EMISSION (9KHZ TO 30MHZ)	19
ATTACHMENT B - RADIATED EMISSION (30MHZ TO 1000MHZ)	36
ATTACHMENT C - RADIATED EMISSION (ABOVE 1000MHZ)	101

REPORT ISSUED HISTORY

Issued No.	Description	Issued Date
BTL-FCCP-1-1605C119	Original Report.	Jun. 07, 2016
BTL-FCCP-1-1605C119B	Compared with the previous report (BTL-FCCP-1-1605C119), The model name is changed which does not affected the test result. The rest are the same. Differences please see the below table.	Mar. 06, 2018
RVC-1803005	The brand name is changed and differences table is updated.	Mar. 07, 2018

Model	FRD-L04	FRD-L24
GSM four bands	B2/B3/B5/B8	B2/B3/B5/B8
WCDMA bands	B1 /B2/B4/B5/B8	B1 /B2/B4/B5/B8
LTE bands	B1/B2/B3/B4/B5/B7/B8/B12/B17/B20	B2/ B4/B5/B7/ B12/B17
FCC bands	850/1900 /B2/B4/B5 /B2/ B4/B5/B7/B12/B17	850/1900 /B2/B4/B5 /B2/B4/B5/B7/B12/B17
SIM card	One	One
NFC	Support	Not support
FM	The same	The same
External camera	the same	the same
internal camera	the same	the same
FLASH	the same	the same
Mainboard	with NFC ROM:32GB No B40, B38 function, but keep the circuit	Without NFC, ROM:64GB No B40, B38 function and circuit Board ID:Make a change
PCB layout	the same	the same
Appearance	the same	the same
Bluetooth mode	the same	the same
WLAN mode	the same	the same
BT/ WLAN antenna	the same	the same
GSM/ WCDMA /LTE antenna	the antenna structure and shape is the same	the antenna structure and shape is the same
Adapter	the same	the same
Battery	the same	the same
Chipset	the same	the same
Memory	32GB	64GB
RF Parameter	The same	The same
Dimension	the same	the same
Main Frequency NV	The same NV in the same band	The same NV in the same band
Power reduction in SAR	WiFi antenna: 1)WiFi 2.4G antenna + Main antenna (wifi station):0db 2)WiFi 2.4G + Mian antenna (wifi hotspot):-1db 3)WiFi 5G antenna + Main antenna (wifi station):0db Main antenna:The same Second antenna: Support	WiFi antenna: 1)WiFi 2.4G antenna + Main antenna (wifi station):-4db 2)WiFi 2.4G + Mian antenna (wifi hotspot):-4db 3)WiFi 5G antenna + Main antenna (wifi station):-4db Main antenna:The same Second antenna:no support second antenna
Switching antenna	Can switch to the upper antenna	It is not able to switch to the upper antenna and does not support the upper antenna.

1. CERTIFICATION

Equipment : smart phone
Brand Name : honor
Model Name : FRD-L24
Applicant : Huawei Technologies Co., Ltd.
Manufacturer : Huawei Technologies Co., Ltd.
Address : Administration Building, Huawei Base, Bantian, Longgang District ,Shenzhen
518129, P.R.China
Date of Test : May 16, 2016 ~ Jun. 06, 2016
Test Sample : Engineering Sample
Standard(s) : FCC Part15, Subpart E(15.407) / ANSI C63.10-2013

The above equipment has been tested and found compliance with the requirement of the relative standards by BTL Inc.

The test data, data evaluation, and equipment configuration contained in our test report (Ref No. BTL-FCCP-1-1605C119B) were obtained utilizing the test procedures, test instruments, test sites that has been accredited by the Authority of NVLAP according to the ISO-17025 quality assessment standard and technical standard(s).

2. SUMMARY OF TEST RESULTS

Test procedures according to the technical standard(s):

FCC Part15, Subpart E			
Standard(s) Section	Test Item	Judgment	Remark
15.407(a)	Radiated Emissions	PASS	

NOTE:

(1) "N/A" denotes test is not applicable in this test report.

2.1 TEST FACILITY

The test facilities used to collect the test data in this report is at the location of No.3, Jinshagang 1st Road, Shixia, Dalang Town, Dongguan, Guangdong, China.

BTL's test firm number for FCC: 854385

BTL's designation number for FCC: CN5020

2.2 MEASUREMENT UNCERTAINTY

The measurement uncertainty figures shall be calculated according the methods described in the ETSI TR 100 028 and shall correspond to an expansion factor (coverage factor) $k=1.96$ or $k=2$ (which provide confidence levels of respectively 90% and 95.45% in the case where the distributions characterizing the actual measurement uncertainties are normal (Gaussian)). Measurement Uncertainty for a Level of Confidence of 95 %, $U=2xUc(y)$.

The BTL measurement uncertainty as below table:

A. Radiated Measurement:

Test Site	Method	Measurement Frequency Range	Ant. H / V	U,(dB)
DG-CB03 (3m)	CISPR	9KHz ~ 30MHz	V	3.79
		9KHz ~ 30MHz	H	3.57
		30MHz ~ 200MHz	V	3.82
		30MHz ~ 200MHz	H	3.78
		200MHz ~ 1,000MHz	V	4.10
		200MHz ~ 1,000MHz	H	4.06

Test Site	Method	Measurement Frequency Range	Ant. H / V	U,(dB)
DG-CB03 (3m)	CISPR	1GHz ~ 18GHz	V	3.12
		1GHz ~ 18GHz	H	3.68
		18GHz ~ 40GHz	V	4.15
		18GHz ~ 40GHz	H	4.14

3. GENERAL INFORMATION

3.1 GENERAL DESCRIPTION OF EUT

Equipment	smart phone	
Brand Name	honor	
Model Name	FRD-L24	
Mode Different	N/A	
Product Description	Operation Frequency	UNII-1: 5150-5250MHz UNII-2A: 5250-5350MHz UNII-2C: 5470-5725MHz UNII-3: 5725-5850MHz
	Modulation Type	OFDM
	Bit Rate of Transmitter	150Mbps
Power Source	#1 DC Voltage supplied from AC/DC adapter. Manufacturer: (1) Huizhou BYD Electronic Co., Ltd. (2) Salcomp (Shenzhen) Co., Ltd Model: (1) HW-059200EHQ (2) HW-059200BHQ (3) HW-059200AHQ (4) HW-059200UHQ #2 Supplied from Rechargeable Li-ion battery. Manufacturer: Huawei Technologies Co., Ltd. Model: HB366481ECW	
Power Rating	#1 I/P: 100V~240V~ 50/60Hz, 0.5A O/P: 5V === 2A or 9V === 2A #2 DC 3.82V	

Note:

1. For a more detailed features description, please refer to the manufacturer's specifications or the user's manual.

2.

Item	Mfr/Brand	M del.
USB Cable	HONGLIN TECHNOLOGY CO.,LTD	130-26988
	FOXCONN INTERCONNECT TECHNOLOGY LIMITED.	CUDU01B-HC212-EH
	LUXSHAREICT	L99UC001-CS-H
Earphone	BOLUO COUNTY QUANCHENG ELECTRONIC CO., LTD.	1311-3291-3.5mm-178
	Jiangxi Lianchuang Hongsheng Electronic Co., LTD.	MEMD1632B580A00

3. Channel List:

802.11a 802.11n 20MHz 802.11ac 20MHz		802.11n 40MHz 802.11ac 40MHz		802.11ac 80MHz	
UNII-1		UNII-1		UNII-1	
Channel	Frequency (MHz)	Channel	Frequency (MHz)	Channel	Frequency (MHz)
36	5180	38	5190	42	5210
40	5200	46	5230		
44	5220				
48	5240				

802.11a 802.11n 20MHz 802.11ac 20MHz		802.11n 40MHz 802.11ac 40MHz		802.11ac 80MHz	
UNII-2A		UNII-2A		UNII-2A	
Channel	Frequency (MHz)	Channel	Frequency (MHz)	Channel	Frequency (MHz)
52	5260	54	5270	58	5290
56	5280	62	5310		
60	5300				
64	5320				

802.11a 802.11n 20MHz 802.11ac 20MHz		802.11n 40MHz 802.11ac 40MHz		802.11ac 80MHz	
UNII-2C		UNII-2C		UNII-2C	
Channel	Frequency (MHz)	Channel	Frequency (MHz)	Channel	Frequency (MHz)
100	5500	102	5510	106	5530
104	5520	110	5550	122	5610
108	5540	118	5590		
112	5560	126	5630		
116	5580	134	5670		
120	5600				
124	5620				
128	5640				
132	5660				
136	5680				
140	5700				

802.11a 802.11n 20MHz 802.11ac 20MHz		802.11n 40MHz 802.11ac 40MHz		802.11ac 80MHz	
UNII-3		UNII-3		UNII-3	
\Channel	Frequency (MHz)	Channel	Frequency (MHz)	Channel	Frequency (MHz)
149	5745	151	5755	155	5775
153	5765	159	5795		
157	5785				
161	5805				
165	5825				

4.

Mode		Work Frequency	
		Transmitt Frequency(MHz)	Receive Frequency (MHz)
GSM	GSM 850	824 - 849	869 - 894
	PCS1900	1850-1910	1930-1990
W850		824 - 849	869 - 894
W1700		1710-1755	2110-2155
W1900		1850-1910	1930-1990
LTE B2		1850 -1910	1930 -1990
LTE B4		1710 -1755	2110 -2155
LTE B5		824-849	869-894
LTE B7		2500 -2570	2620 -2690
LTE B12		699-716	729-746
LTE B17		704-716	734-746
Bluetooth		2402-2480	
2.4G Wi-Fi		2412-2462	
5G Wi-Fi		5150-5250,5250-5350, 5470-5725, 5725-5850	
GPS		1575.42	

3.2 DESCRIPTION OF TEST MODES

To investigate the maximum EMI emission characteristics generates from EUT, the test system was pre-scanning tested base on the consideration of following EUT operation mode or test configuration mode which possible have effect on EMI emission level. Each of these EUT operation mode(s) or test configuration mode(s) mentioned above was evaluated respectively.

Pretest Mode	Description
Mode 1	TX A Mode/ CH36, CH40, CH48 (UNII-1)
Mode 2	TX N20 Mode/ CH36, CH40, CH48 (UNII-1)
Mode 3	TX N40 Mode/ CH38, CH46 (UNII-1)
Mode 4	TX AC20 Mode/ CH36, CH40, CH48 (UNII-1)
Mode 5	TX AC40 Mode/ CH38, CH46 (UNII-1)
Mode 6	TX AC80 Mode / CH42 (UNII-1)
Mode 7	TX A Mode/ CH52, CH60, CH64 (UNII-2A)
Mode 8	TX N20 Mode/ CH52, CH60, CH64 (UNII-2A)
Mode 9	TX N40 Mode/ CH54, CH62 (UNII-2A)
Mode 10	TX AC20 Mode/ CH52, CH60, CH64 (UNII-2A)
Mode 11	TX AC40 Mode/ CH54, CH62 (UNII-2A)
Mode 12	TX AC80 Mode / CH58 (UNII-2A)
Mode 13	TX A Mode/ CH100, CH116, CH140 (UNII-2C)
Mode 14	TX N20 Mode/ CH100, CH116, CH140 (UNII-2C)
Mode 15	TX N40 Mode/CH102, CH110, CH134(UNII-2C)
Mode 16	TX AC20 Mode/ CH100, CH116, CH140 (UNII-2C)
Mode 17	TX AC40 Mode/CH102, CH110, CH134(UNII-2C)
Mode 18	TX AC80 Mode / CH106, CH122 (UNII-2C)
Mode 19	TX A Mode / CH149,CH157,CH165 (UNII-3)
Mode 20	TX N20 Mode / CH149,CH157,CH165 (UNII-3)
Mode 21	TX N40 Mode / CH151,CH159 (UNII-3)
Mode 22	TX AC20 Mode / CH149,CH157,CH165 (UNII-3)
Mode 23	TX AC40 Mode / CH151,CH159 (UNII-3)
Mode 24	TX AC80 Mode / CH155 (UNII-3)

The EUT system operated these modes were found to be the worst case during the pre-scanning test as following:

For Radiated Test	
Final Test Mode	Description
Mode 1	TX A Mode/ CH36, CH40, CH48 (UNII-1)
Mode 2	TX N20 Mode/ CH36, CH40, CH48 (UNII-1)
Mode 3	TX N40 Mode/ CH38, CH46 (UNII-1)
Mode 4	TX AC20 Mode/ CH36, CH40, CH48 (UNII-1)
Mode 5	TX AC40 Mode/ CH38, CH46 (UNII-1)
Mode 6	TX AC80 Mode / CH42 (UNII-1)
Mode 7	TX A Mode/ CH52, CH60, CH64 (UNII-2A)
Mode 8	TX N20 Mode/ CH52, CH60, CH64 (UNII-2A)
Mode 9	TX N40 Mode/ CH54, CH62 (UNII-2A)
Mode 10	TX AC20 Mode/ CH52, CH60, CH64 (UNII-2A)
Mode 11	TX AC40 Mode/ CH54, CH62 (UNII-2A)
Mode 12	TX AC80 Mode / CH58 (UNII-2A)
Mode 13	TX A Mode/ CH100, CH116, CH140 (UNII-2C)
Mode 14	TX N20 Mode/ CH100, CH116, CH140 (UNII-2C)
Mode 15	TX N40 Mode/CH102, CH110, CH134(UNII-2C)
Mode 16	TX AC20 Mode/ CH100, CH116, CH140 (UNII-2C)
Mode 17	TX AC40 Mode/CH102, CH110, CH134(UNII-2C)
Mode 18	TX AC80 Mode / CH106, CH122 (UNII-2C)
Mode 19	TX A Mode / CH149,CH157,CH165 (UNII-3)
Mode 20	TX N20 Mode / CH149,CH157,CH165 (UNII-3)
Mode 21	TX N40 Mode / CH151,CH159 (UNII-3)
Mode 22	TX AC20 Mode / CH149,CH157,CH165 (UNII-3)
Mode 23	TX AC40 Mode / CH151,CH159 (UNII-3)
Mode 24	TX AC80 Mode / CH155 (UNII-3)

Note:

(1) For radiated below 1GHz test, the 802.11a mode is found to be the worst case and recorded.

4. EMC EMISSION TEST

4.1 RADIATED EMISSION MEASUREMENT

4.1.1 RADIATED EMISSION LIMITS

In case the emission fall within the restricted band specified on 15.205(a), then the 15.209(a) limit in the table below has to be followed.

Frequencies (MHz)	Field Strength (micorvolts/meter)	Measurement Distance (meters)
0.009~0.490	2400/F(KHz)	300
0.490~1.705	24000/F(KHz)	30
1.705~30.0	30	30
30~88	100	3
88~216	150	3
216~960	200	3
Above 960	500	3

Note:

- (1) The limit for radiated test was performed according to FCC PART 15C.
- (2) The tighter limit applies at the band edges.

LIMITS OF UNWANTED EMISSION OUT OF THE RESTRICTED BANDS

Frequencies (MHz)	EIRP Limit (dBm)	Band edge at 3m (dBμV/m)	Harmonic at 1.5m (dBμV/m)
5150-5250	-27	68.3	74.3 (Note 2)
5250-5350	-27	68.3	74.3 (Note 2)
5470-5725	-27	68.3	74.3 (Note 2)
5725-5850	-27 (beyond 10MHz of the band edge)	68.3	74.3 (Note 2)
	-17 (within 10 MHz of band edge)	78.3	74.3 (Note 2)

Note:

- (1) The following formula is used to convert the equipment isotropic radiated power (eirp) to field

strength: $E = \frac{1000000 \cdot \sqrt{30P}}{3} \mu\text{V/m}$, where P is the eirp (Watts)

- (2)

$$FS_{\text{limit}} = FS_{\text{max}} - 20 \log \left(\frac{d_{\text{limit}}}{d_{\text{measure}}} \right)$$

$20 \log d_{\text{limit}}/d_{\text{measure}} = 20 \log 3/1.5 = 6 \text{dB}$.

4.1.2 TEST PROCEDURE

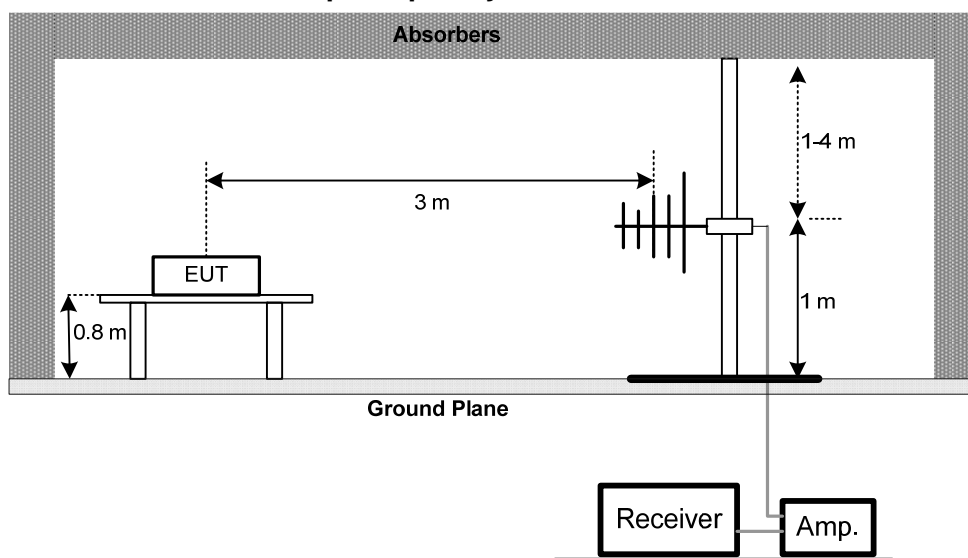
- a. The measuring distance of 3 m shall be used for measurements. The EUT was placed on the top of a rotating table 0.8 meter above the ground at a 3 meter semi-anechoic chamber. The table was rotated 360 degrees to determine the position of the highest radiation.(below 1GHz)
- b. The measuring distance of 3m or 1.5m shall be used for measurements. The EUT was placed on the top of a rotating table 1.5 meter above the ground at a 3 meter semi-anechoic chamber. The table was rotated 360 degrees to determine the position of the highest radiation.(above 1GHz)
- c. The height of the equipment or of the substitution antenna shall be 0.8 m or 1.5m, the height of the test antenna shall vary between 1 m to 4 m. Both horizontal and vertical polarizations of the antenna are set to make the measurement.
- d. For each suspected emission, the EUT was arranged to its worst case and then the antenna was tuned to heights find the maximum reading (used Bore sight function).
- e. The receiver system was set to peak and average detect function and specified bandwidth with maximum hold mode when the test frequency is above 1GHz.
- f. The initial step in collecting radiated emission data is a receiver peak detector mode pre-scanning the measurement frequency range. Significant peaks are then marked and then Quasi Peak detector mode re-measured.
- g. All readings are Peak unless otherwise stated QP in column of Note. Peak denotes that the Peak reading compliance with the QP Limits and then QP Mode measurement didn't perform. (below 1GHz)
- h. All readings are Peak Mode value unless otherwise stated AVG in column of Note. If the Peak Mode Measured value compliance with the Peak Limits and lower than AVG Limits, the EUT shall be deemed to meet both Peak & AVG Limits and then only Peak Mode was measured, but AVG Mode didn't perform. (above 1GHz)
- i. For the actual test configuration, please refer to the related Item –EUT Test Photos.

4.1.3 DEVIATION FROM TEST STANDARD

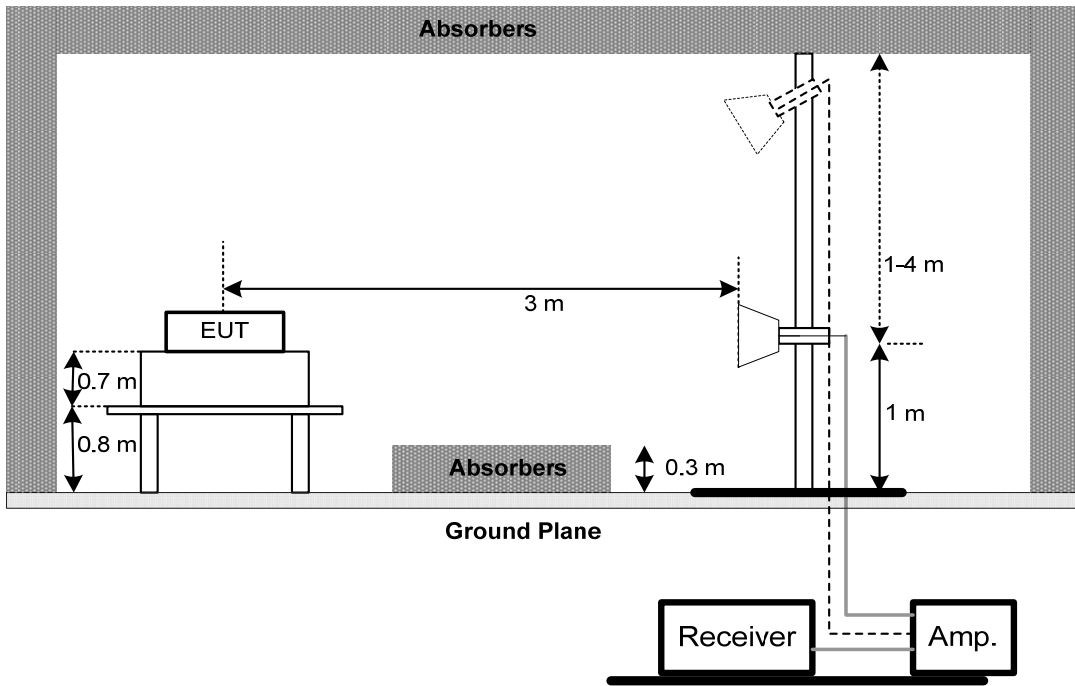
No deviation

4.1.4 TEST SETUP

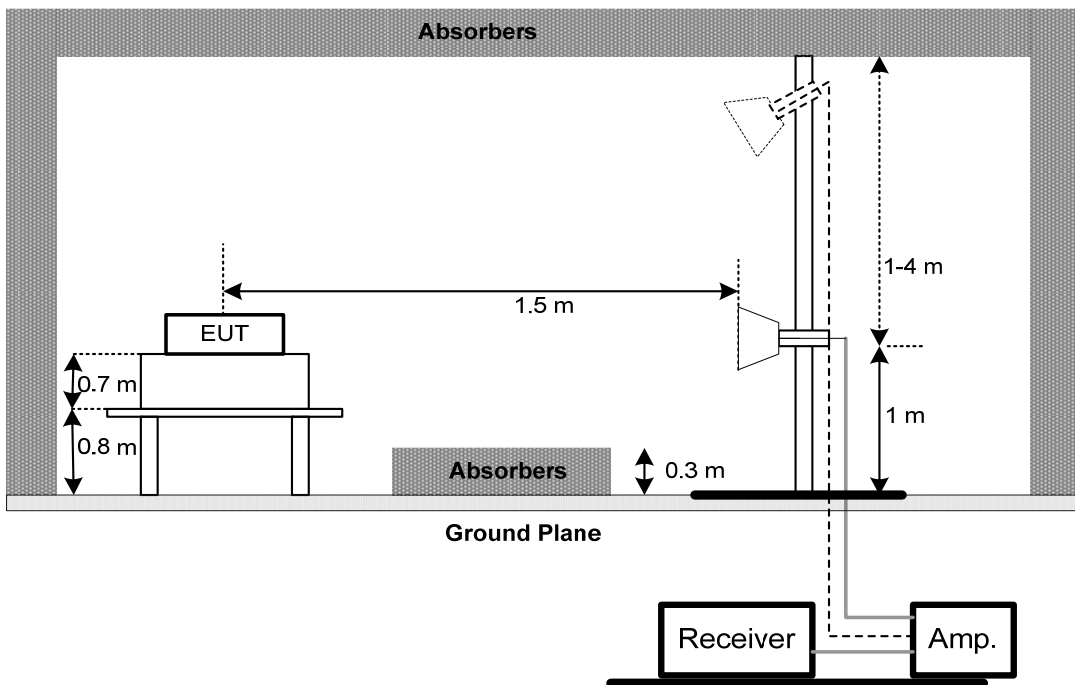
(A) Radiated Emission Test Set-Up Frequency 30 - 1000MHz



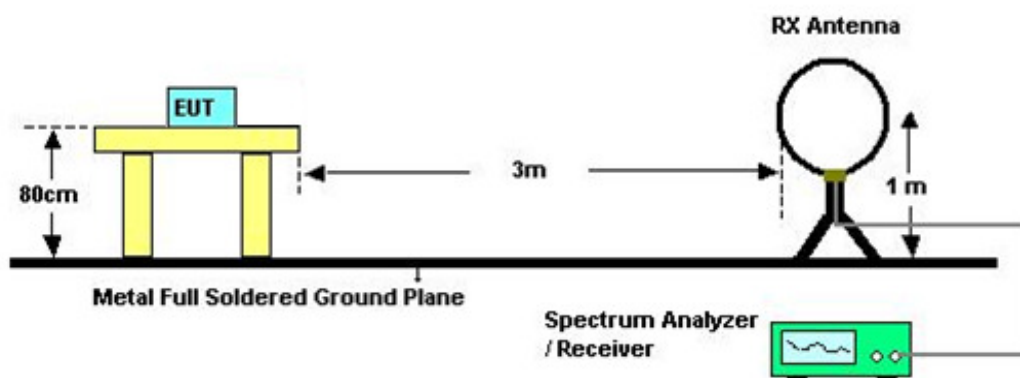
**(B) Radiated Emission Test Set-Up Frequency Above 1 GHz
Band edge**



Harmonic



(C) Radiated emissions below 30MHz



4.1.5 EUT OPERATING CONDITIONS

The EUT tested system was configured as the statements of 4.1.5 unless otherwise a special operating condition is specified in the follows during the testing.

4.1.6 EUT TEST CONDITIONS

Temperature: 25°C Relative Humidity: 55% Test Voltage: AC 120V/60Hz

4.1.7 TEST RESULTS (9KHz TO 30MHz)

Please refer to the Attachment B

Remark:

- (1) The amplitude of spurious emissions which are attenuated by more than 20 dB below the permissible value has no need to be reported.
- (2) Distance extrapolation factor = $40 \log$ (specific distance / test distance) (dB);
- (3) Limit line = specific limits (dBuV) + distance extrapolation factor.

4.1.8 TEST RESULTS (30MHz TO 1000 MHz)

Please refer to the Attachment C.

4.1.9 TEST RESULTS (ABOVE 1000 MHz)

Please refer to the Attachment D.

Remark:

- (1) Radiated emissions measured in frequency range above 1000MHz were made with an instrument using Peak detector mode and AV detector mode of the emission .
- (2) Data of measurement within this frequency range shown “ * ” in the table above means the reading of emissions are attenuated more than 20dB below the permissible limits or the field strength is too small to be measured.
- (3) A preamp and high pass filter were used for this test in order to provide sufficient measurement sensitivity.
- (4) EUT Orthogonal Axes:
“X” - denotes Laid on Table ; “Y” - denotes Vertical Stand ; “Z” - denotes Side Stand
- (5) During the measurements above 1GHz it is taken care of that the EUT is always within the 3dB cone of radiation BW of the used antenna.
- (6) No limit: This is fundamental signal, the judgment is not applicable.
For fundamental signal judgment was referred to Peak output test.

5. MEASUREMENT INSTRUMENTS LIST

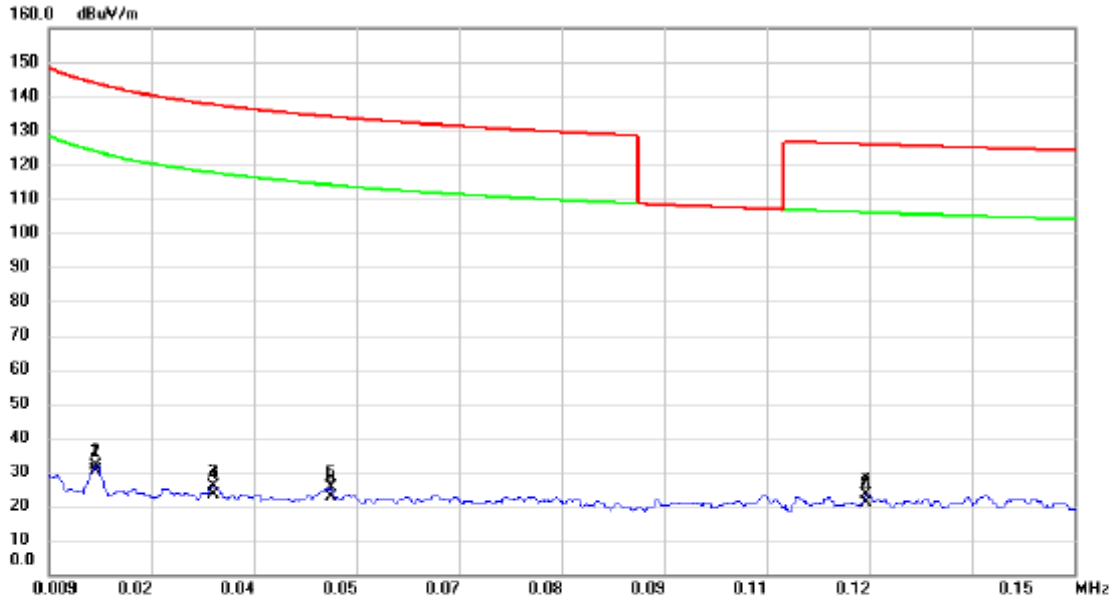
Radiated Emission Measurement					
Item	Kind of Equipment	Manufacturer	Type No.	Serial No.	Calibrated until
1	Antenna	Schwarbeck	VULB9160	9160-3232	Mar. 27, 2017
2	Amplifier	HP	8447D	2944A09673	Nov. 09, 2016
3	Receiver	AGILENT	N9038A	MY52130039	Oct. 11, 2016
4	Test Cable	emci	LMR-400(30MHz-1GHz)	C-01	Jun. 28, 2016
5	Control	CT	SC100	N/A	N/A
6	Position Control	MF	MF-7802	MF780208416	N/A
7	Measurement Software	Farad	EZ-EMC Ver.NB-03A1-01	N/A	N/A
8	Antenna	ETS	3115	00075789	Mar. 27, 2017
9	Amplifier	Agilent	8449B	3008A02274	Nov. 01, 2016
10	Test Cable	emci	EMC104-SM-SM-10000(1GHz-26.5GHz)	C-68	Jun. 28, 2016
11	Broad-Band Horn Antenna	Schwarzbeck	BBHA 9170	9170319	Apr. 23, 2017
12	Microwave Preamplifier With Adaptor	EMC INSTRUMENT	EMC2654045	980039 & HA01	Mar. 27, 2017
13	Active Loop Antenna	R&S	HFH2-Z2	830749/020	Sep. 07, 2016

Remark: "N/A" denotes no model name, serial no. or calibration specified.
All calibration period of equipment list is one year.

ATTACHMENT A - RADIATED EMISSION (9KHZ TO 30MHZ)

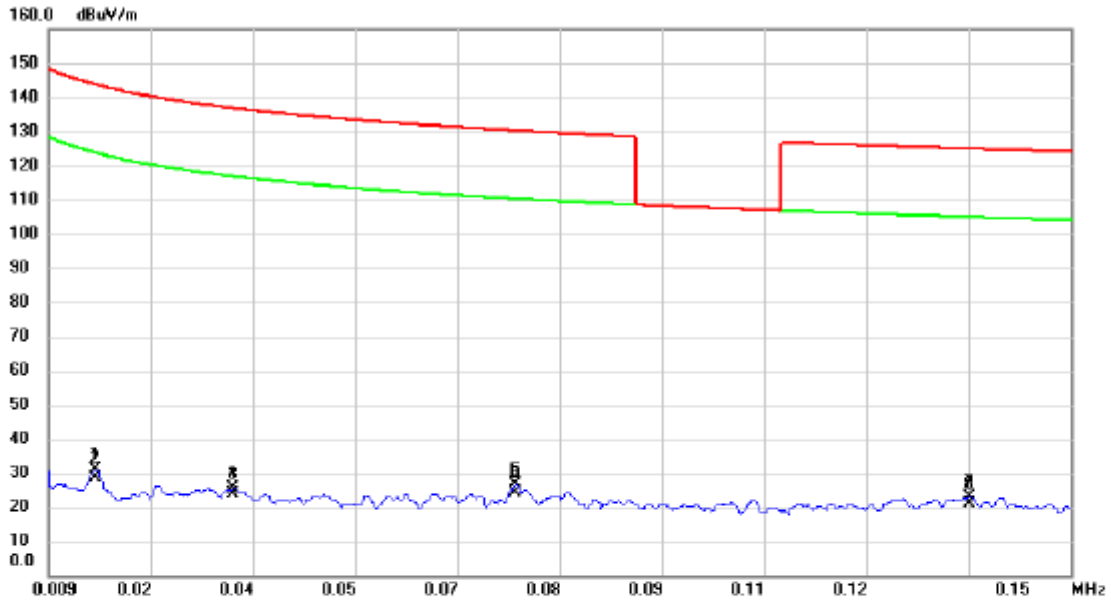
Test Mode: TX A Mode 5180MHz0_BYD (EU)

Ant0°



No.	Mk.	Freq. MHz	Reading Level dBuV	Correct Factor dB	Measure- ment dBuV/m	Limit dBuV/m	Margin dB	Detector	Comment
1		0.0154	10.26	21.40	31.66	143.85	-112.19	peak	
2		0.0154	8.64	21.40	30.04	123.85	-93.81	AVG	
3		0.0316	4.20	21.44	25.64	137.61	-111.97	peak	
4		0.0316	2.16	21.44	23.60	117.61	-94.01	AVG	
5		0.0478	3.75	21.60	25.35	134.02	-108.67	peak	
6		0.0478	1.06	21.60	22.66	114.02	-91.36	AVG	
7		0.1213	2.50	20.73	23.23	125.93	-102.70	peak	
8	*	0.1213	0.39	20.73	21.12	105.93	-84.81	AVG	

Ant90°



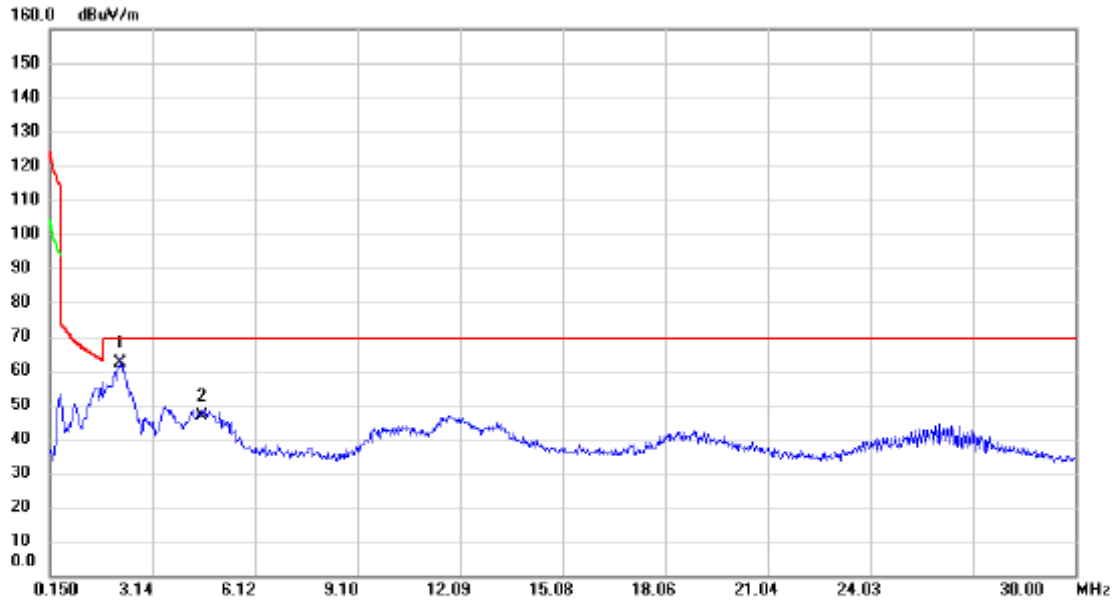
No.	Mk.	Freq. MHz	Reading Level dBuV	Correct Factor dB	Measure- ment dBuV/m	Limit dBuV/m	Margin dB	Detector	Comment
1		0.0154	9.52	21.40	30.92	143.85	-112.93	peak	
2		0.0154	7.16	21.40	28.56	123.85	-95.29	AVG	
3		0.0345	4.00	21.47	25.47	136.85	-111.38	peak	
4		0.0345	2.31	21.47	23.78	116.85	-93.07	AVG	
5		0.0734	5.47	21.07	26.54	130.29	-103.75	peak	
6		0.0734	3.09	21.07	24.16	110.29	-86.13	AVG	
7		0.1360	2.04	20.94	22.98	124.94	-101.96	peak	
8	*	0.1360	0.11	20.94	21.05	104.94	-83.89	AVG	

Ant0°



No.	Mk.	Freq. MHz	Reading Level dBuV	Correct Factor dB	Measure- ment dBuV/m	Limit dBuV/m	Margin dB	Detector	Comment
1	*	2.1500	36.19	21.68	57.87	69.54	-11.67	QP	
2		4.5380	33.07	21.48	54.55	69.54	-14.99	QP	

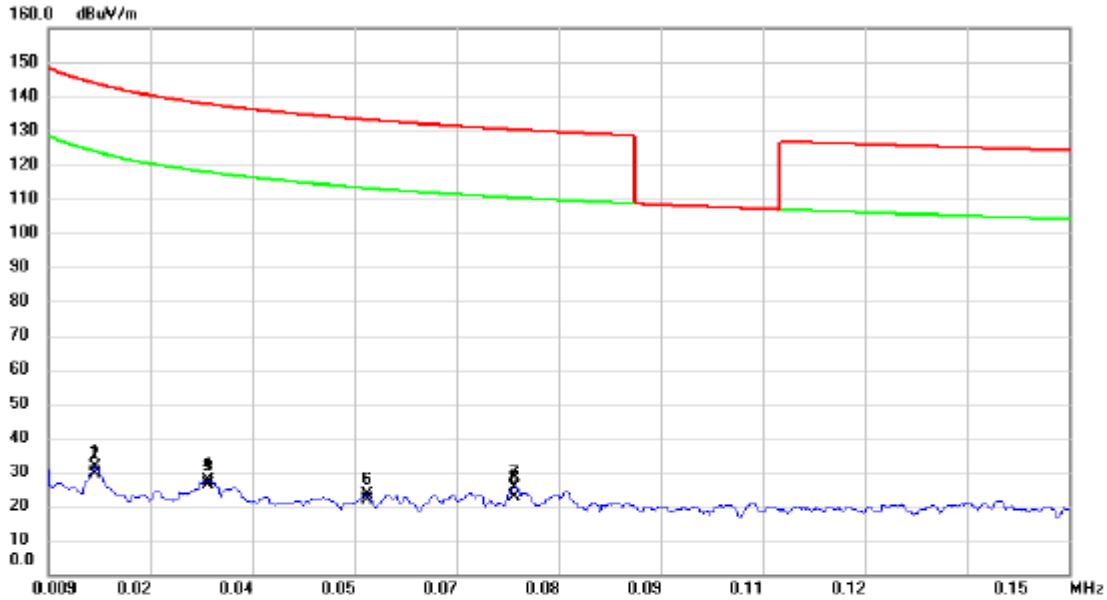
Ant90°



No.	Mk.	Freq. MHz	Reading Level dBuV	Correct Factor dB	Measure- ment dBuV/m	Limit dBuV/m	Margin dB	Detector	Comment
1	*	2.2096	40.39	21.71	62.10	69.54	-7.44	QP	
2		4.5678	25.03	21.49	46.52	69.54	-23.02	QP	

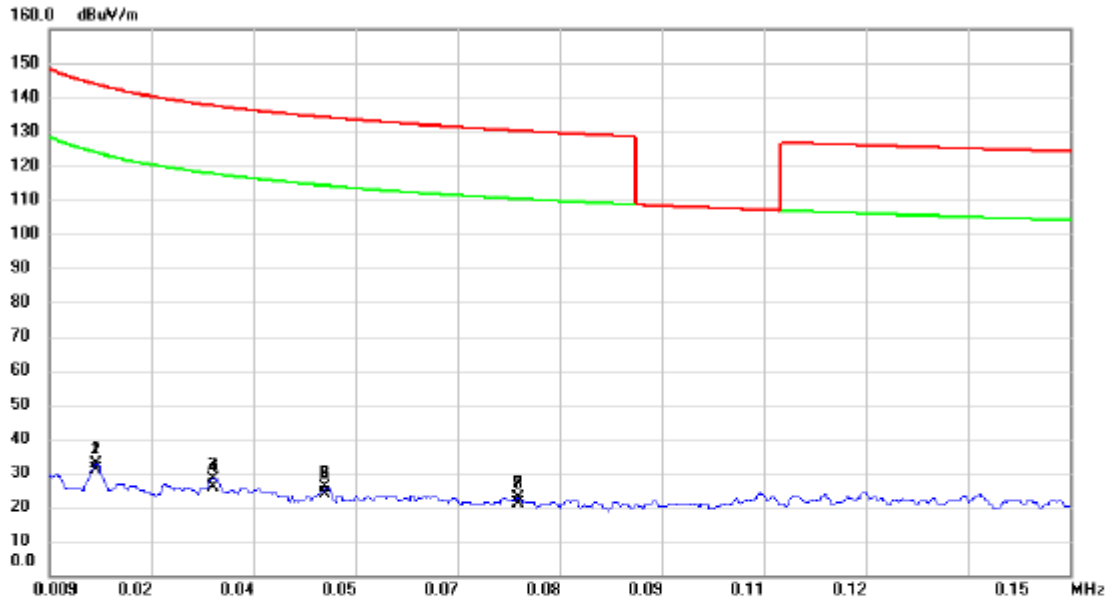
Test Mode: TX A Mode 5180MHz0_Salcomp (EU)

Ant0°



No.	Mk.	Freq. MHz	Reading Level dBuV	Correct Factor dB	Measure- ment dBuV/m	Limit dBuV/m	Margin dB	Detector	Comment
1		0.0154	10.02	21.40	31.42	143.85	-112.43	peak	
2		0.0154	8.14	21.40	29.54	123.85	-94.31	AVG	
3		0.0310	6.00	21.43	27.43	137.78	-110.35	peak	
4		0.0310	4.69	21.43	26.12	117.78	-91.66	AVG	
5		0.0530	1.83	21.55	23.38	133.12	-109.74	peak	
6		0.0530	0.11	21.55	21.66	113.12	-91.46	AVG	
7		0.0734	4.47	21.07	25.54	130.29	-104.75	peak	
8	*	0.0734	1.64	21.07	22.71	110.29	-87.58	AVG	

Ant90°



No.	Mk.	Freq. MHz	Reading Level dBuV	Correct Factor dB	Measure- ment dBuV/m	Limit dBuV/m	Margin dB	Detector	Comment
1		0.0154	11.26	21.40	32.66	143.85	-111.19	peak	
2		0.0154	9.64	21.40	31.04	123.85	-92.81	AVG	
3		0.0316	6.70	21.44	28.14	137.61	-109.47	peak	
4		0.0316	4.31	21.44	25.75	117.61	-91.86	AVG	
5		0.0471	4.08	21.59	25.67	134.14	-108.47	peak	
6		0.0471	2.19	21.59	23.78	114.14	-90.36	AVG	
7		0.0737	1.48	21.06	22.54	130.26	-107.72	peak	
8	*	0.0737	-0.13	21.06	20.93	110.26	-89.33	AVG	

Ant0°



No.	Mk.	Freq. MHz	Reading Level dBuV	Correct Factor dB	Measure- ment dBuV/m	Limit dBuV/m	Margin dB	Detector	Comment
1	*	2.2096	24.52	21.71	46.23	69.54	-23.31	QP	
2		8.7468	20.07	21.57	41.64	69.54	-27.90	QP	

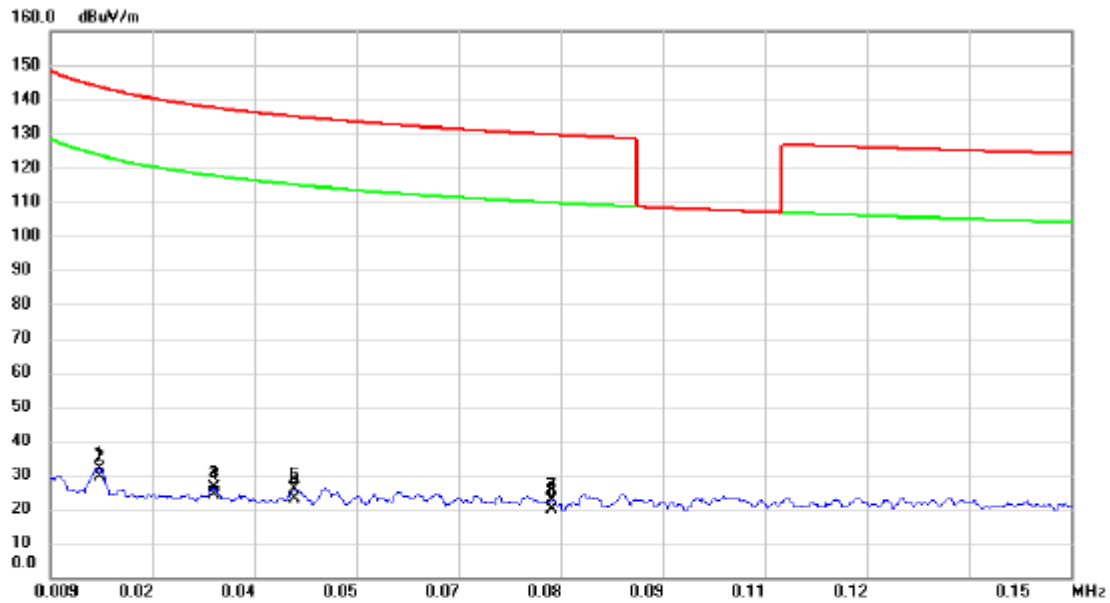
Ant90°



No.	Mk.	Freq. MHz	Reading Level dBuV	Correct Factor dB	Measure- ment dBuV/m	Limit dBuV/m	Margin dB	Detector	Comment
1	*	2.2991	35.61	21.76	57.37	69.54	-12.17	QP	
2		5.1350	35.03	21.66	56.69	69.54	-12.85	QP	

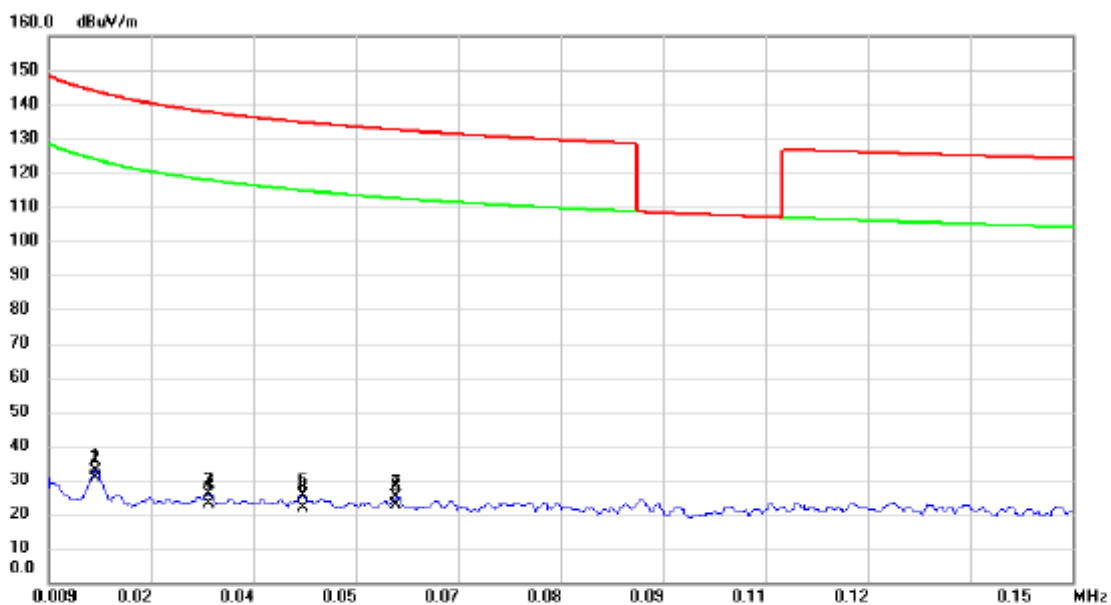
Test Mode: TX A Mode 5180MHz0_BYD (UK)

Ant0°



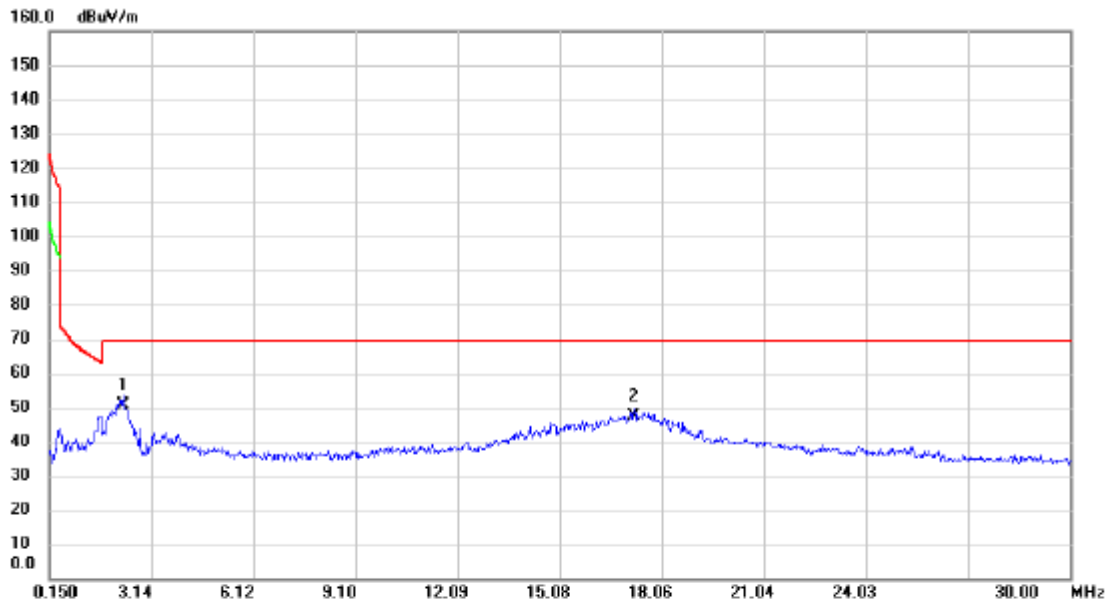
No.	Mk.	Freq. MHz	Reading Level dBuV	Correct Factor dB	Measure- ment dBuV/m	Limit dBuV/m	Margin dB	Detector	Comment
1		0.0158	10.39	21.40	31.79	143.63	-111.84	peak	
2		0.0158	8.04	21.40	29.44	123.63	-94.19	AVG	
3		0.0316	4.90	21.44	26.34	137.61	-111.27	peak	
4		0.0316	2.64	21.44	24.08	117.61	-93.53	AVG	
5		0.0427	4.13	21.55	25.68	135.00	-109.32	peak	
6		0.0427	1.39	21.55	22.94	115.00	-92.06	AVG	
7		0.0782	1.64	20.95	22.59	129.74	-107.15	peak	
8	*	0.0782	-1.25	20.95	19.70	109.74	-90.04	AVG	

Ant90°



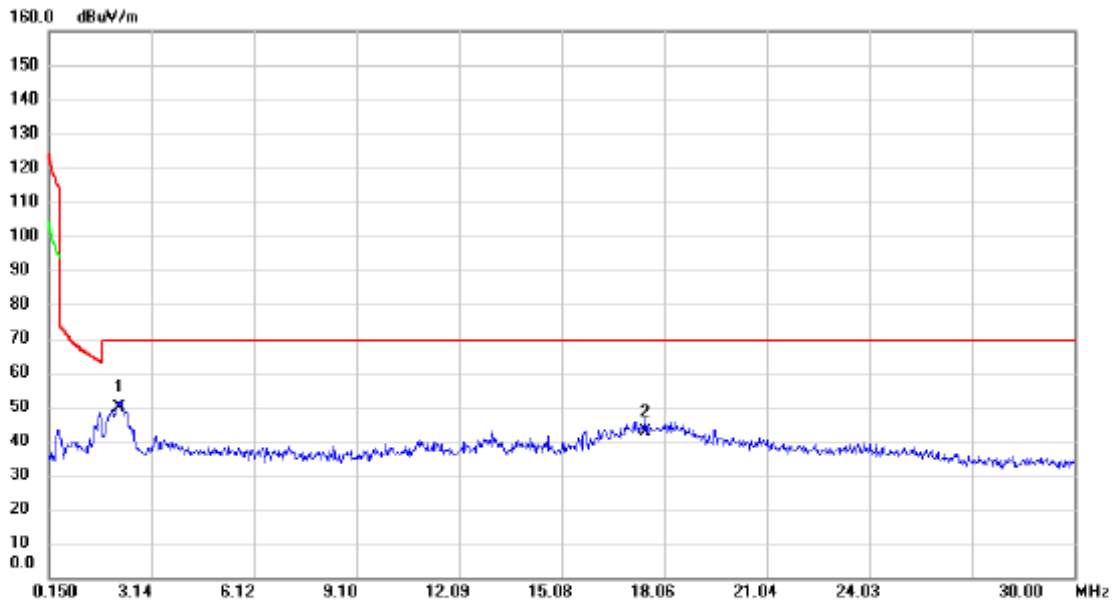
No.	Mk.	Freq. MHz	Reading Level dBuV	Correct Factor dB	Measure- ment dBuV/m	Limit dBuV/m	Margin dB	Detector	Comment
1		0.0154	11.26	21.40	32.66	143.85	-111.19	peak	
2		0.0154	9.06	21.40	30.46	123.85	-93.39	AVG	
3		0.0310	4.41	21.43	25.84	137.78	-111.94	peak	
4		0.0310	1.62	21.43	23.05	117.78	-94.73	AVG	
5		0.0440	3.74	21.56	25.30	134.74	-109.44	peak	
6		0.0440	0.23	21.56	21.79	114.74	-92.95	AVG	
7		0.0568	3.40	21.47	24.87	132.52	-107.65	peak	
8	*	0.0568	1.13	21.47	22.60	112.52	-89.92	AVG	

Ant0°



No.	Mk.	Freq. MHz	Reading Level dBuV	Correct Factor dB	Measure- ment dBuV/m	Limit dBuV/m	Margin dB	Detector	Comment
1	*	2.3290	29.03	21.77	50.80	69.54	-18.74	QP	
2		17.2540	24.91	22.52	47.43	69.54	-22.11	QP	

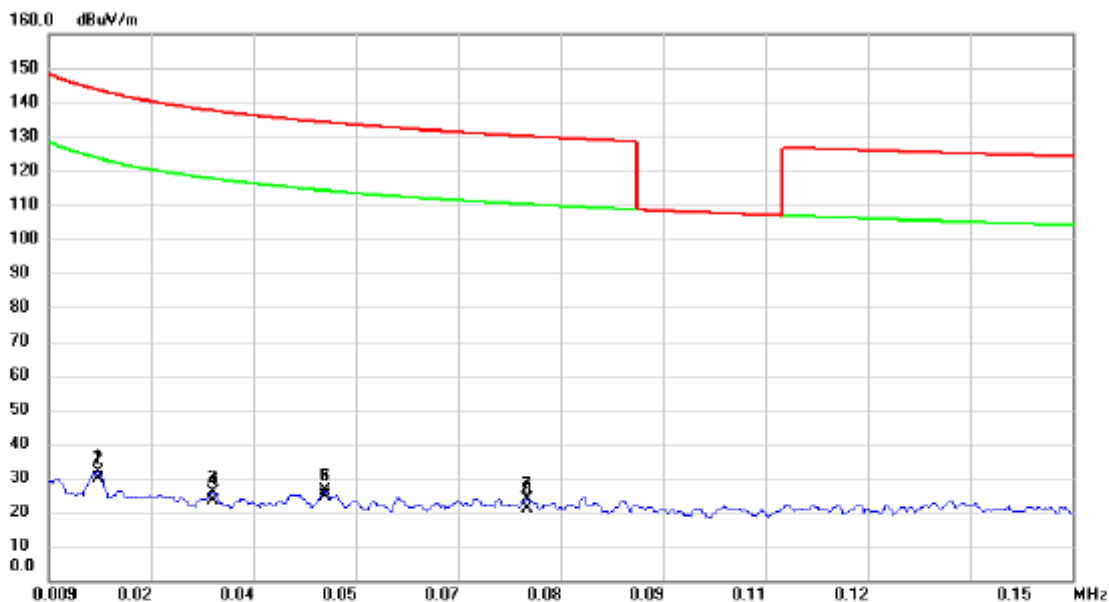
Ant90°



No.	Mk.	Freq. MHz	Reading Level dBuV	Correct Factor dB	Measure- ment dBuV/m	Limit dBuV/m	Margin dB	Detector	Comment
1	*	2.1798	28.26	21.70	49.96	69.54	-19.58	QP	
2		17.5227	20.17	22.52	42.69	69.54	-26.85	QP	

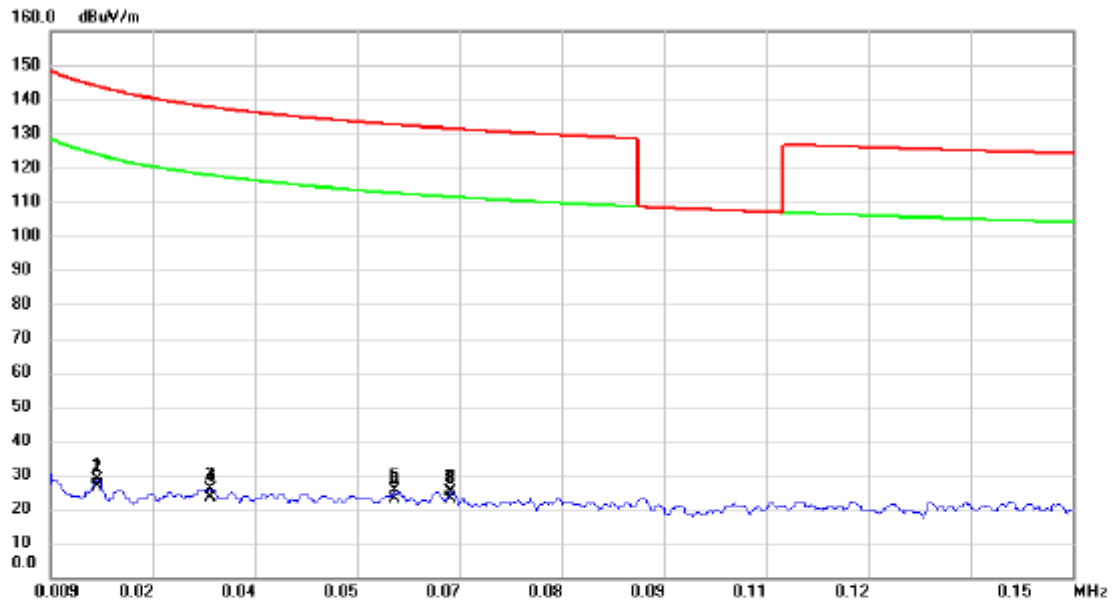
Test Mode: TX A Mode 5180MHz0_Salcomp (UK)

Ant0°



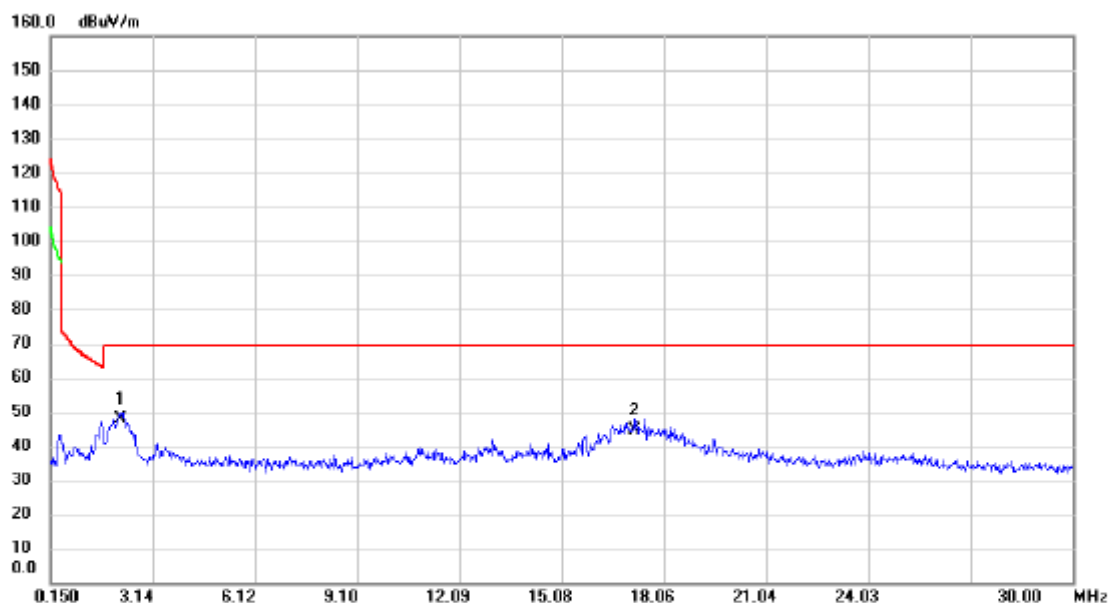
No.	Mk.	Freq. MHz	Reading Level dBuV	Correct Factor dB	Measure- ment dBuV/m	Limit dBuV/m	Margin dB	Detector	Comment
1		0.0158	10.39	21.40	31.79	143.63	-111.84	peak	
2		0.0158	8.47	21.40	29.87	123.63	-93.76	AVG	
3		0.0316	4.40	21.44	25.84	137.61	-111.77	peak	
4		0.0316	2.14	21.44	23.58	117.61	-94.03	AVG	
5		0.0471	4.59	21.59	26.18	134.14	-107.96	peak	
6		0.0471	2.97	21.59	24.56	114.14	-89.58	AVG	
7		0.0748	2.62	21.03	23.65	130.13	-106.48	peak	
8	*	0.0748	0.17	21.03	21.20	110.13	-88.93	AVG	

Ant90°



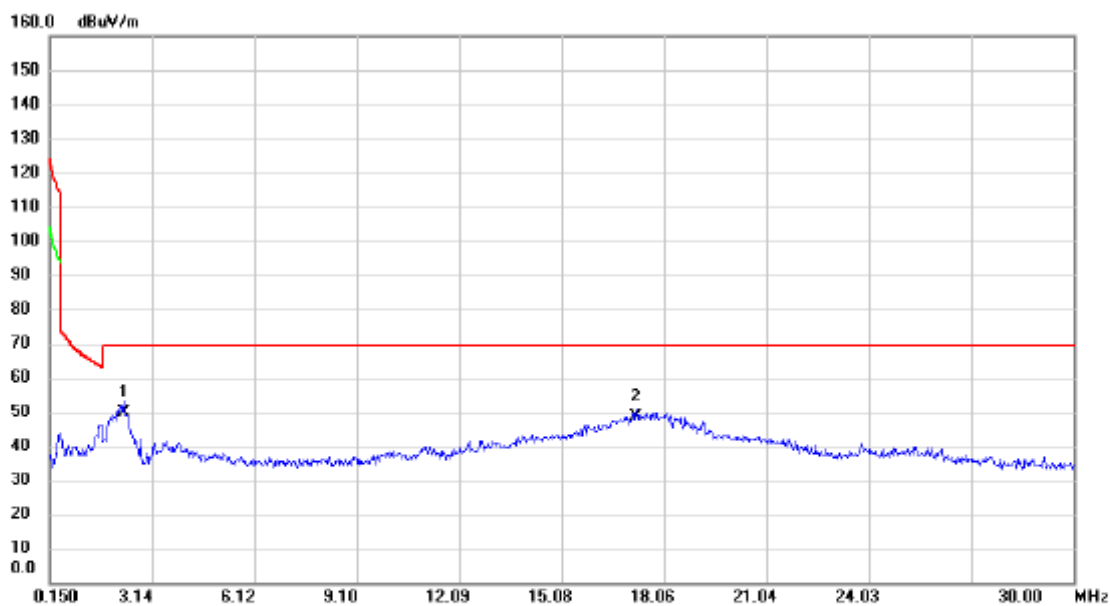
No.	Mk.	Freq. MHz	Reading Level dBuV	Correct Factor dB	Measure- ment dBuV/m	Limit dBuV/m	Margin dB	Detector	Comment
1		0.0154	7.26	21.40	28.66	143.85	-115.19	peak	
2		0.0154	5.19	21.40	26.59	123.85	-97.26	AVG	
3		0.0310	4.41	21.43	25.84	137.78	-111.94	peak	
4		0.0310	2.16	21.43	23.59	117.78	-94.19	AVG	
5		0.0565	3.75	21.47	25.22	132.56	-107.34	peak	
6		0.0565	1.48	21.47	22.95	112.56	-89.61	AVG	
7		0.0641	3.56	21.29	24.85	131.47	-106.62	peak	
8	*	0.0641	1.82	21.29	23.11	111.47	-88.36	AVG	

Ant0°



No.	Mk.	Freq. MHz	Reading Level dBuV	Correct Factor dB	Measure- ment dBuV/m	Limit dBuV/m	Margin dB	Detector	Comment
1	*	2.1798	26.04	21.70	47.74	69.54	-21.80	QP	
2		17.2240	22.18	22.52	44.70	69.54	-24.84	QP	

Ant90°

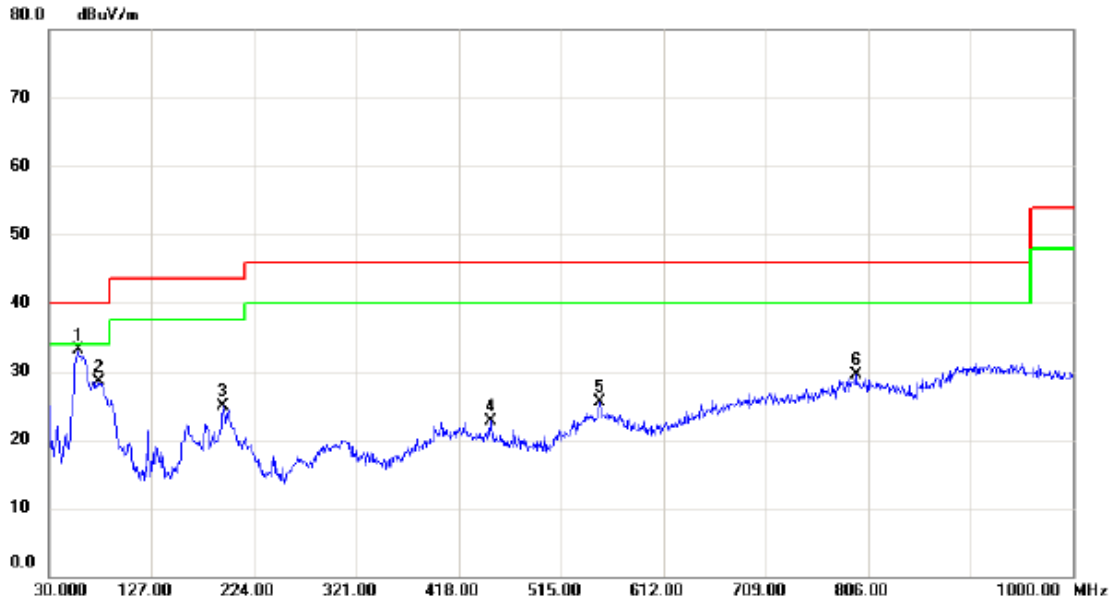


No.	Mk.	Freq. MHz	Reading Level dBuV	Correct Factor dB	Measure- ment dBuV/m	Limit dBuV/m	Margin dB	Detector	Comment
1	*	2.3290	28.05	21.77	49.82	69.54	-19.72	QP	
2		17.2540	26.18	22.52	48.70	69.54	-20.84	QP	

ATTACHMENT B - RADIATED EMISSION (30MHZ TO 1000MHZ)

Test Mode: UNII-1/TX A Mode 5180MHz_BYD (EU)

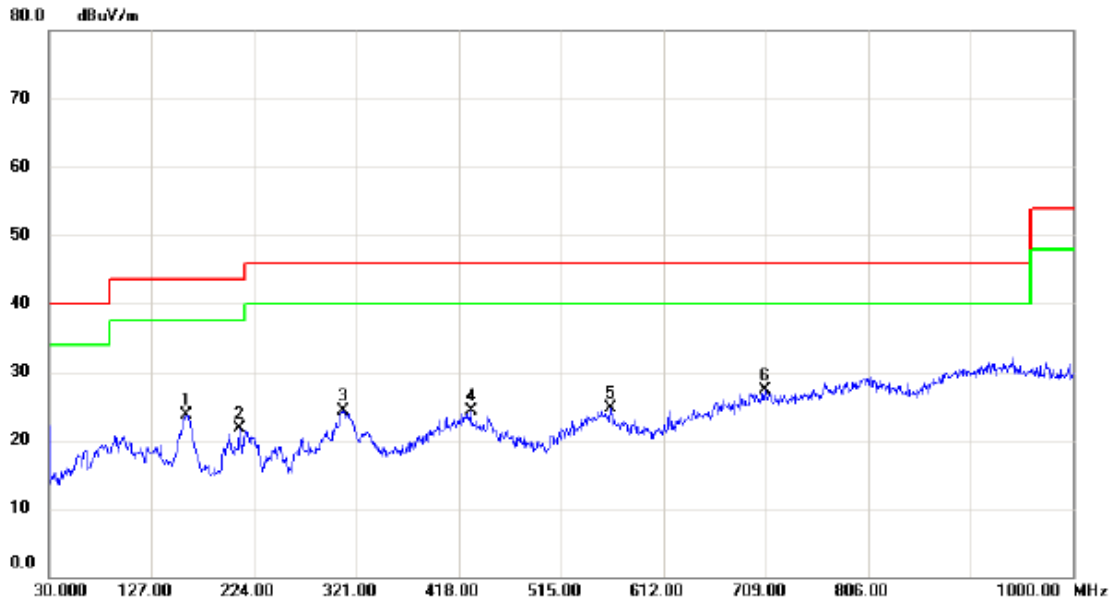
Vertical



No.	Mk.	Freq. MHz	Reading Level dBuV	Correct Factor dB	Measure- ment dBuV/m	Limit dBuV/m	Margin dB	Detector	Comment
1	*	57.1600	46.57	-13.54	33.03	40.00	-6.97	peak	
2		77.5300	44.67	-16.25	28.42	40.00	-11.58	peak	
3		194.9000	39.11	-14.27	24.84	43.50	-18.66	peak	
4		448.0700	31.25	-8.56	22.69	46.00	-23.31	peak	
5		551.8600	30.93	-5.37	25.56	46.00	-20.44	peak	
6		794.3600	30.45	-0.98	29.47	46.00	-16.53	peak	

Test Mode: UNII-1/TX A Mode 5180MHz_BYD (EU)

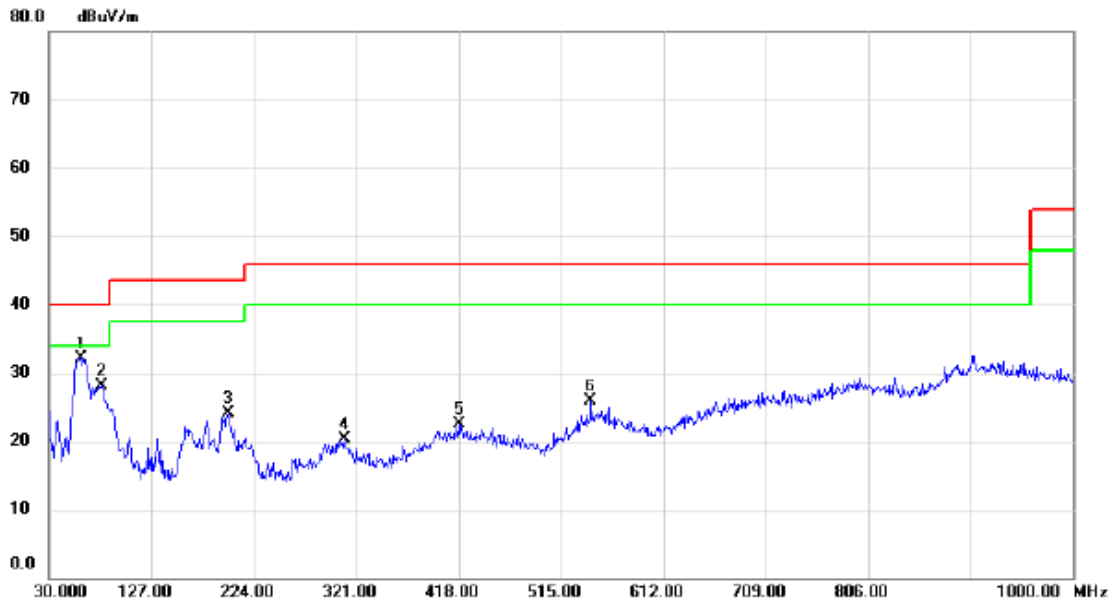
Horizontal



No.	Mk.	Freq. MHz	Reading Level dBuV	Correct Factor dB	Measure- ment dBuV/m	Limit dBuV/m	Margin dB	Detector	Comment
1		159.9800	35.95	-12.19	23.76	43.50	-19.74	peak	
2		210.4200	36.40	-14.76	21.64	43.50	-21.86	peak	
3		308.3900	34.89	-10.65	24.24	46.00	-21.76	peak	
4		429.6400	32.72	-8.46	24.26	46.00	-21.74	peak	
5		562.5300	30.64	-5.93	24.71	46.00	-21.29	peak	
6	*	708.0300	30.26	-3.00	27.26	46.00	-18.74	peak	

Test Mode: UNII-1/TX A Mode 5240MHz_BYD (EU)

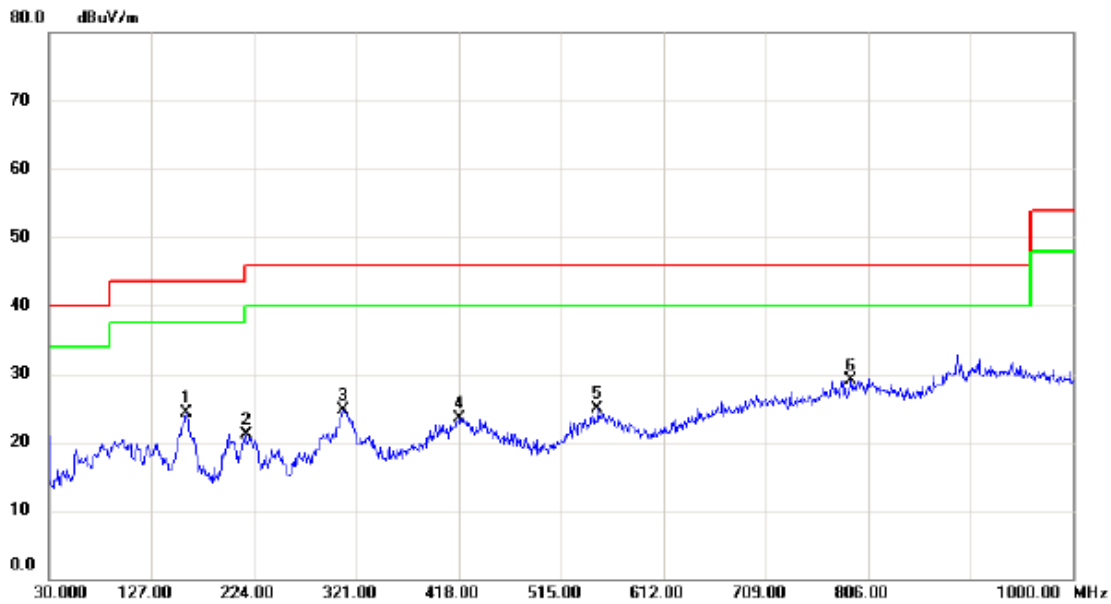
Vertical



No.	Mk.	Freq. MHz	Reading Level dBuV	Correct Factor dB	Measure- ment dBuV/m	Limit dBuV/m	Margin dB	Detector	Comment
1	*	60.0700	45.89	-13.69	32.20	40.00	-7.80	peak	
2		79.4700	44.08	-16.04	28.04	40.00	-11.96	peak	
3		199.7500	38.55	-14.52	24.03	43.50	-19.47	peak	
4		309.3600	30.99	-10.68	20.31	46.00	-25.69	peak	
5		418.0000	30.82	-8.37	22.45	46.00	-23.55	peak	
6		543.1300	31.82	-5.98	25.84	46.00	-20.16	peak	

Test Mode: UNII-1/TX A Mode 5240MHz_BYD (EU)

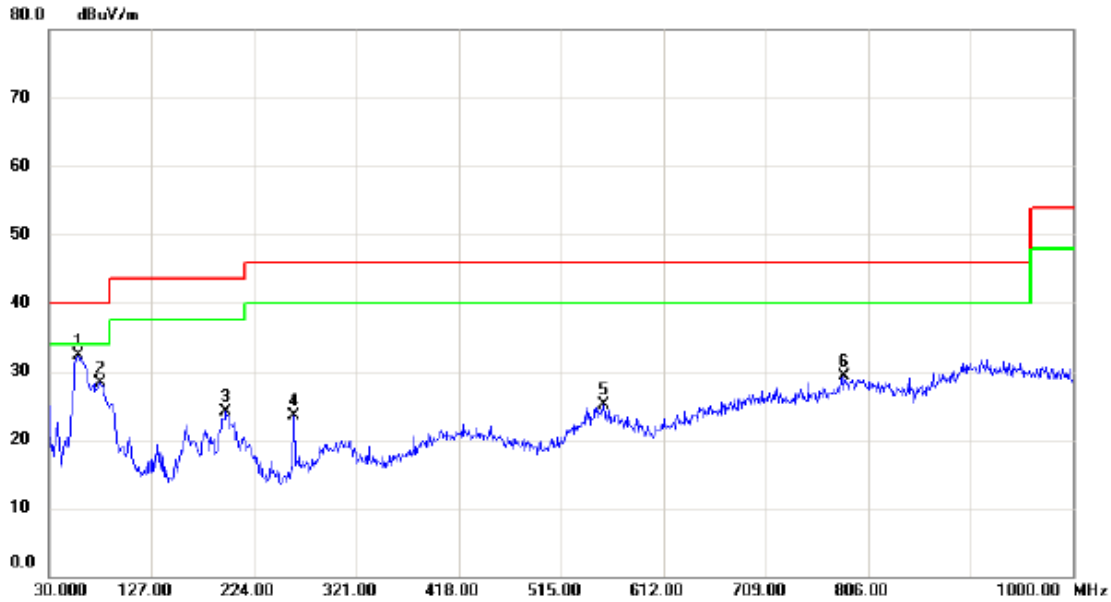
Horizontal



No.	Mk.	Freq. MHz	Reading Level dBuV	Correct Factor dB	Measure- ment dBuV/m	Limit dBuV/m	Margin dB	Detector	Comment
1		159.9800	36.42	-12.19	24.23	43.50	-19.27	peak	
2		216.2400	35.57	-14.54	21.03	46.00	-24.97	peak	
3		308.3900	35.35	-10.65	24.70	46.00	-21.30	peak	
4		418.9700	31.96	-8.39	23.57	46.00	-22.43	peak	
5		549.9200	30.25	-5.28	24.97	46.00	-21.03	peak	
6	*	789.5100	30.27	-1.20	29.07	46.00	-16.93	peak	

Test Mode: UNII-2A/TX A Mode 5260MHz_BYD (EU)

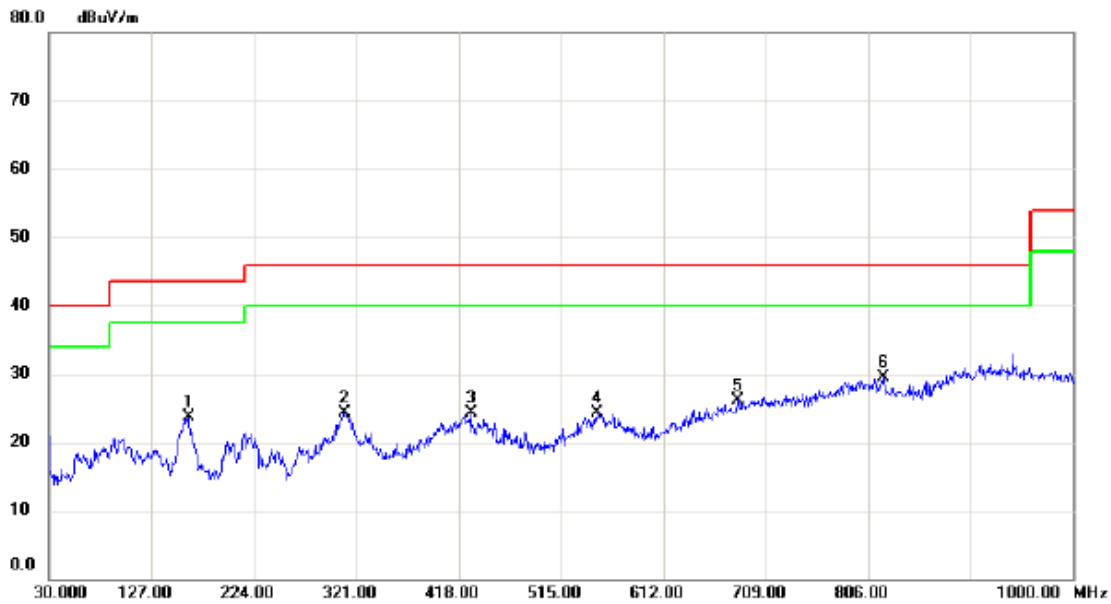
Vertical



No.	Mk.	Freq. MHz	Reading Level dBuV	Correct Factor dB	Measure- ment dBuV/m	Limit dBuV/m	Margin dB	Detector	Comment
1	*	57.1600	45.91	-13.54	32.37	40.00	-7.63	peak	
2		78.5000	44.45	-16.15	28.30	40.00	-11.70	peak	
3		197.8100	38.59	-14.43	24.16	43.50	-19.34	peak	
4		261.8300	37.86	-14.29	23.57	46.00	-22.43	peak	
5		555.7400	30.69	-5.58	25.11	46.00	-20.89	peak	
6		783.6900	30.69	-1.45	29.24	46.00	-16.76	peak	

Test Mode: UNII-2A/TX A Mode 5260MHz_BYD (EU)

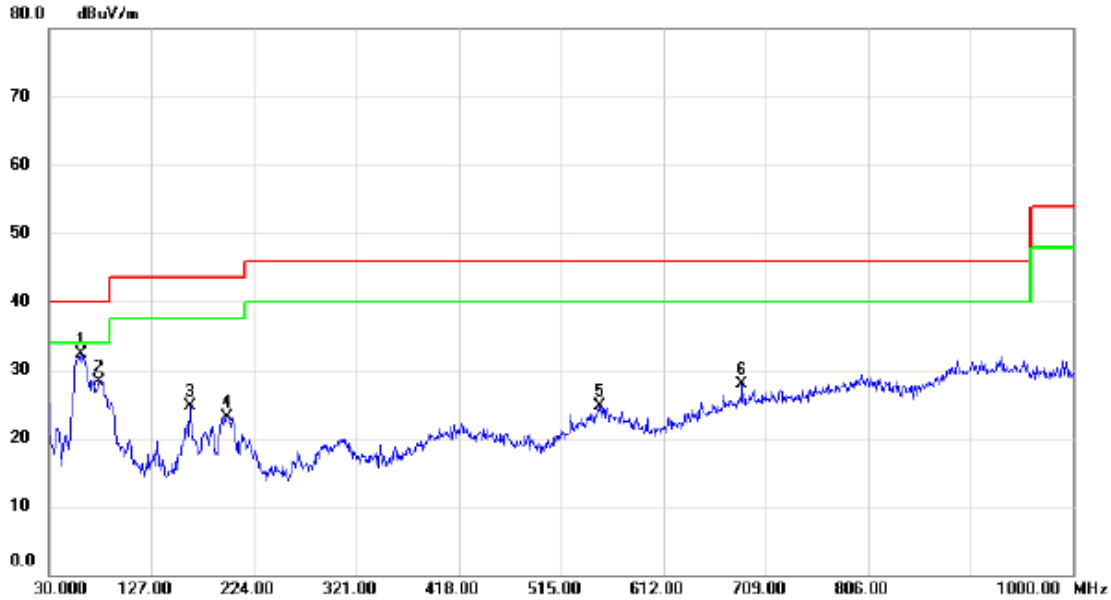
Horizontal



No.	Mk.	Freq. MHz	Reading Level dBuV	Correct Factor dB	Measure- ment dBuV/m	Limit dBuV/m	Margin dB	Detector	Comment
1		161.9200	35.88	-12.21	23.67	43.50	-19.83	peak	
2		309.3600	35.04	-10.68	24.36	46.00	-21.64	peak	
3		429.6400	32.75	-8.46	24.29	46.00	-21.71	peak	
4		548.9500	29.68	-5.37	24.31	46.00	-21.69	peak	
5		682.8100	29.91	-3.71	26.20	46.00	-19.80	peak	
6	*	820.5500	30.92	-1.38	29.54	46.00	-16.46	peak	

Test Mode: UNII-2A/TX A Mode 5320MHz_BYD (EU)

Vertical



No.	Mk.	Freq. MHz	Reading Level dBuV	Correct Factor dB	Measure- ment dBuV/m	Limit dBuV/m	Margin dB	Detector	Comment
1	*	60.0700	46.06	-13.69	32.37	40.00	-7.63	peak	
2		76.5600	44.60	-16.35	28.25	40.00	-11.75	peak	
3		163.8600	36.92	-12.23	24.69	43.50	-18.81	peak	
4		198.7800	37.52	-14.48	23.04	43.50	-20.46	peak	
5		551.8600	30.15	-5.37	24.78	46.00	-21.22	peak	
6		686.6900	31.43	-3.55	27.88	46.00	-18.12	peak	

Test Mode: UNII-2A/TX A Mode 5320MHz_BYD (EU)

Horizontal



No.	Mk.	Freq. MHz	Reading Level dBuV	Correct Factor dB	Measure- ment dBuV/m	Limit dBuV/m	Margin dB	Detector	Comment
1		159.9800	35.59	-12.19	23.40	43.50	-20.10	peak	
2		217.2100	35.93	-14.51	21.42	46.00	-24.58	peak	
3		308.3900	34.98	-10.65	24.33	46.00	-21.67	peak	
4		402.4800	32.14	-8.29	23.85	46.00	-22.15	peak	
5		555.7400	30.17	-5.58	24.59	46.00	-21.41	peak	
6	*	737.1300	30.17	-2.95	27.22	46.00	-18.78	peak	

Test Mode: UNII-2C/TX A Mode 5500MHz_BYD (EU)

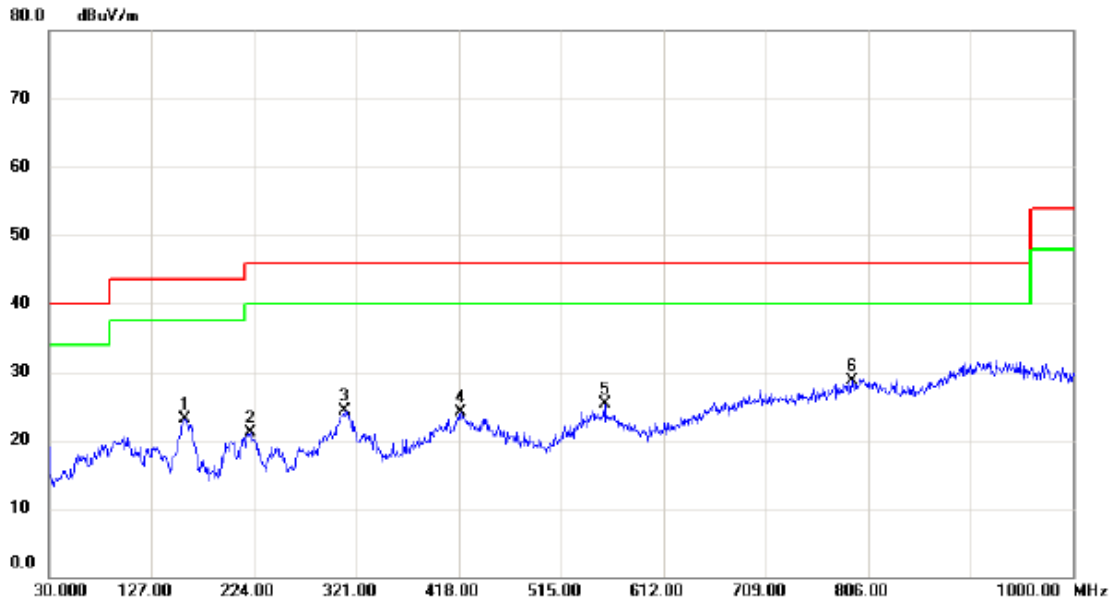
Vertical



No.	Mk.	Freq. MHz	Reading Level dBuV	Correct Factor dB	Measure- ment dBuV/m	Limit dBuV/m	Margin dB	Detector	Comment
1	*	56.1900	45.71	-13.27	32.44	40.00	-7.56	peak	
2		78.5000	44.30	-16.15	28.15	40.00	-11.85	peak	
3		196.8400	38.48	-14.38	24.10	43.50	-19.40	peak	
4		309.3600	31.61	-10.68	20.93	46.00	-25.07	peak	
5		556.7100	30.91	-5.62	25.29	46.00	-20.71	peak	
6		725.4900	30.42	-2.96	27.46	46.00	-18.54	peak	

Test Mode: UNII-2C/TX A Mode 5500MHz_BYD (EU)

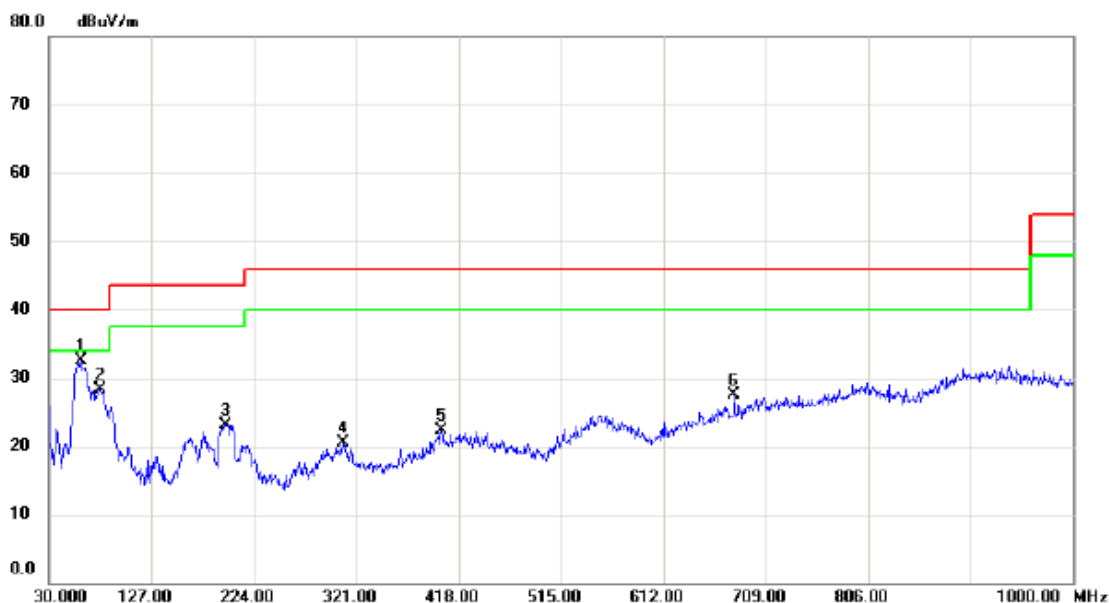
Horizontal



No.	Mk.	Freq. MHz	Reading Level dBuV	Correct Factor dB	Measure- ment dBuV/m	Limit dBuV/m	Margin dB	Detector	Comment
1		159.0100	35.37	-12.27	23.10	43.50	-20.40	peak	
2		220.1200	35.46	-14.39	21.07	46.00	-24.93	peak	
3		309.3600	34.90	-10.68	24.22	46.00	-21.78	peak	
4		419.9400	32.60	-8.40	24.20	46.00	-21.80	peak	
5		556.7100	30.90	-5.62	25.28	46.00	-20.72	peak	
6	*	790.4800	29.82	-1.15	28.67	46.00	-17.33	peak	

Test Mode: UNII-2C/TX A Mode 5700MHz_BYD (EU)

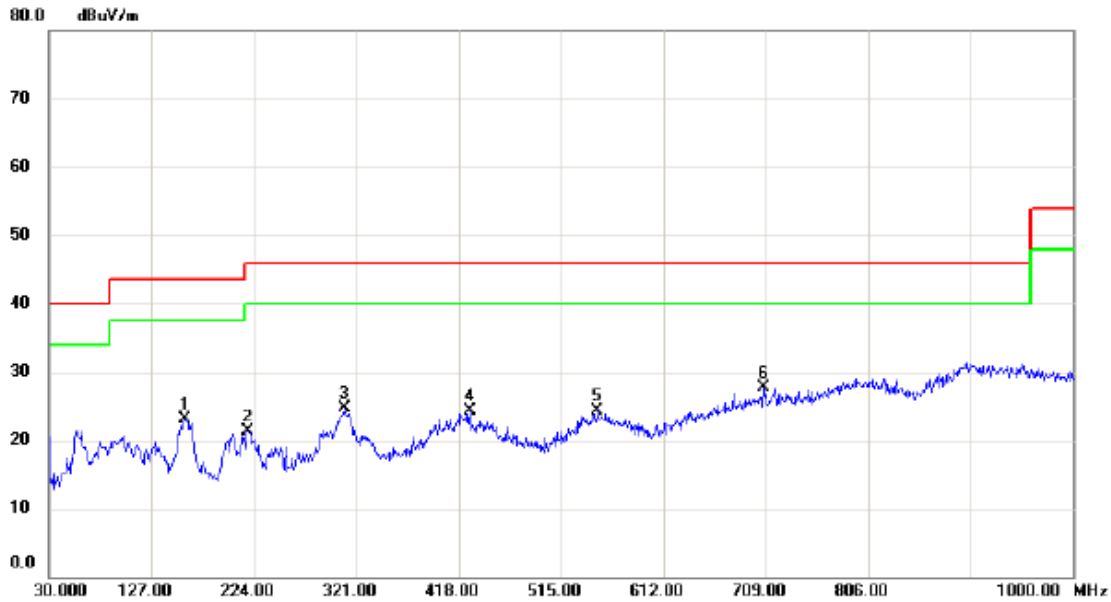
Vertical



No.	Mk.	Freq. MHz	Reading Level dBuV	Correct Factor dB	Measure- ment dBuV/m	Limit dBuV/m	Margin dB	Detector	Comment
1	*	60.0700	46.16	-13.69	32.47	40.00	-7.53	peak	
2		78.5000	44.49	-16.15	28.34	40.00	-11.66	peak	
3		196.8400	37.58	-14.38	23.20	43.50	-20.30	peak	
4		308.3900	31.10	-10.65	20.45	46.00	-25.55	peak	
5		401.5100	30.67	-8.28	22.39	46.00	-23.61	peak	
6		678.9300	31.28	-3.86	27.42	46.00	-18.58	peak	

Test Mode: UNII-2C/TX A Mode 5700MHz_BYD (EU)

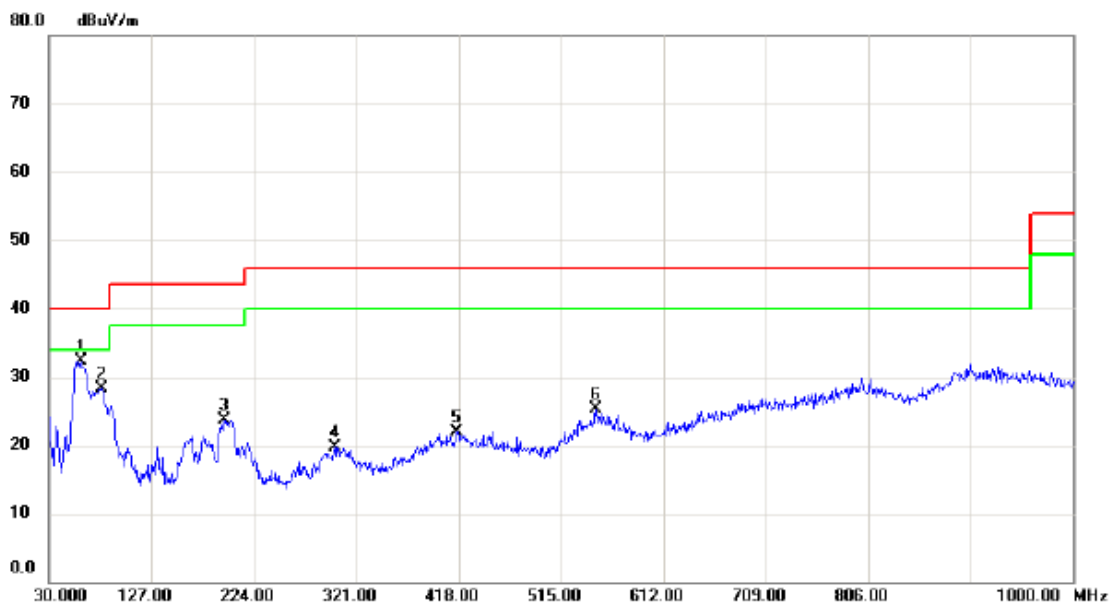
Horizontal



No.	Mk.	Freq. MHz	Reading Level dBuV	Correct Factor dB	Measure- ment dBuV/m	Limit dBuV/m	Margin dB	Detector	Comment
1		159.0100	35.42	-12.27	23.15	43.50	-20.35	peak	
2		218.1800	35.84	-14.46	21.38	46.00	-24.62	peak	
3		310.3300	35.34	-10.70	24.64	46.00	-21.36	peak	
4		428.6700	32.66	-8.44	24.22	46.00	-21.78	peak	
5		549.9200	29.54	-5.28	24.26	46.00	-21.74	peak	
6	*	707.0600	30.75	-3.00	27.75	46.00	-18.25	peak	

Test Mode: UNII-3/TX A Mode 5745MHz_BYD (EU)

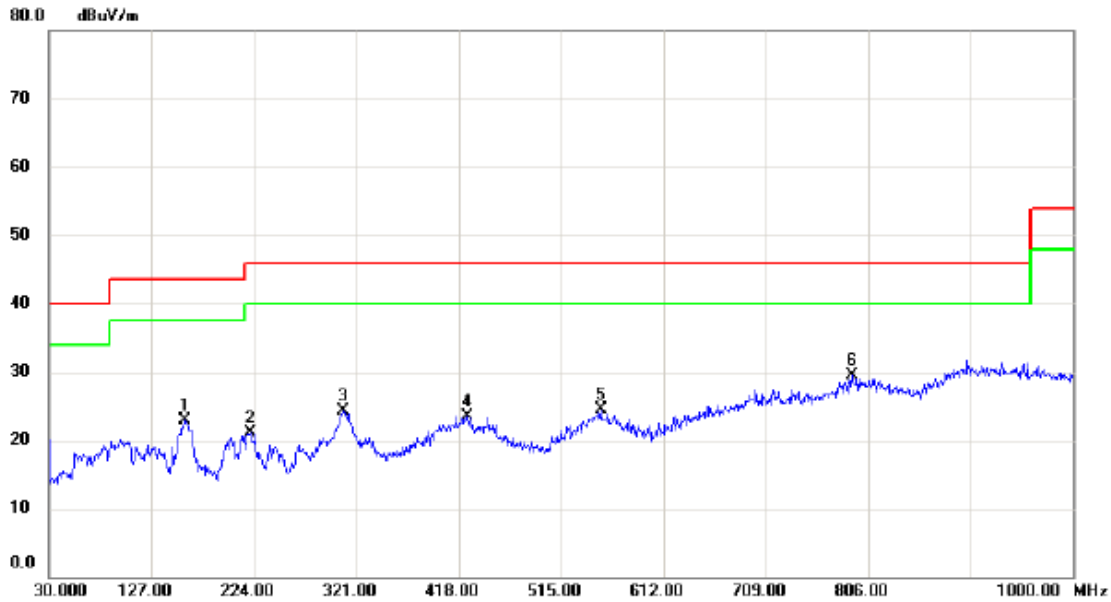
Vertical



No.	Mk.	Freq. MHz	Reading Level dBuV	Correct Factor dB	Measure- ment dBuV/m	Limit dBuV/m	Margin dB	Detector	Comment
1	*	60.0700	45.97	-13.69	32.28	40.00	-7.72	peak	
2		79.4700	44.42	-16.04	28.38	40.00	-11.62	peak	
3		195.8700	38.11	-14.33	23.78	43.50	-19.72	peak	
4		300.6300	30.11	-10.47	19.64	46.00	-26.36	peak	
5		416.0600	30.33	-8.36	21.97	46.00	-24.03	peak	
6		547.9800	30.70	-5.48	25.22	46.00	-20.78	peak	

Test Mode: UNII-3/TX A Mode 5745MHz_BYD (EU)

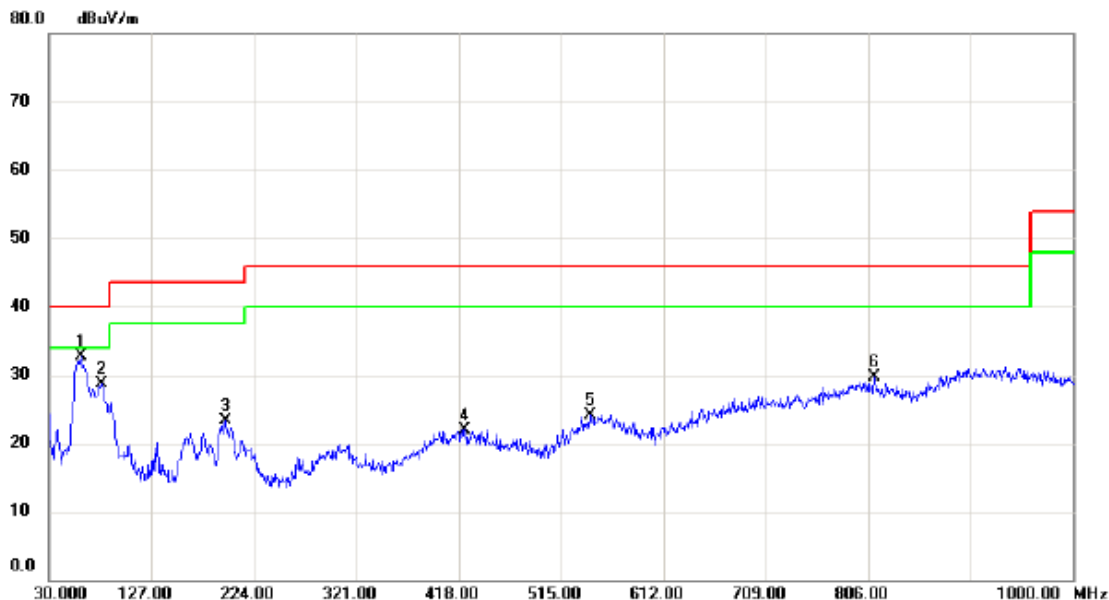
Horizontal



No.	Mk.	Freq. MHz	Reading Level dBuV	Correct Factor dB	Measure- ment dBuV/m	Limit dBuV/m	Margin dB	Detector	Comment
1		158.0400	35.34	-12.35	22.99	43.50	-20.51	peak	
2		220.1200	35.43	-14.39	21.04	46.00	-24.96	peak	
3		308.3900	34.91	-10.65	24.26	46.00	-21.74	peak	
4		426.7300	32.02	-8.44	23.58	46.00	-22.42	peak	
5		552.8300	29.97	-5.42	24.55	46.00	-21.45	peak	
6	*	790.4800	30.57	-1.15	29.42	46.00	-16.58	peak	

Test Mode: UNII-3/TX A Mode 5825MHz_BYD (EU)

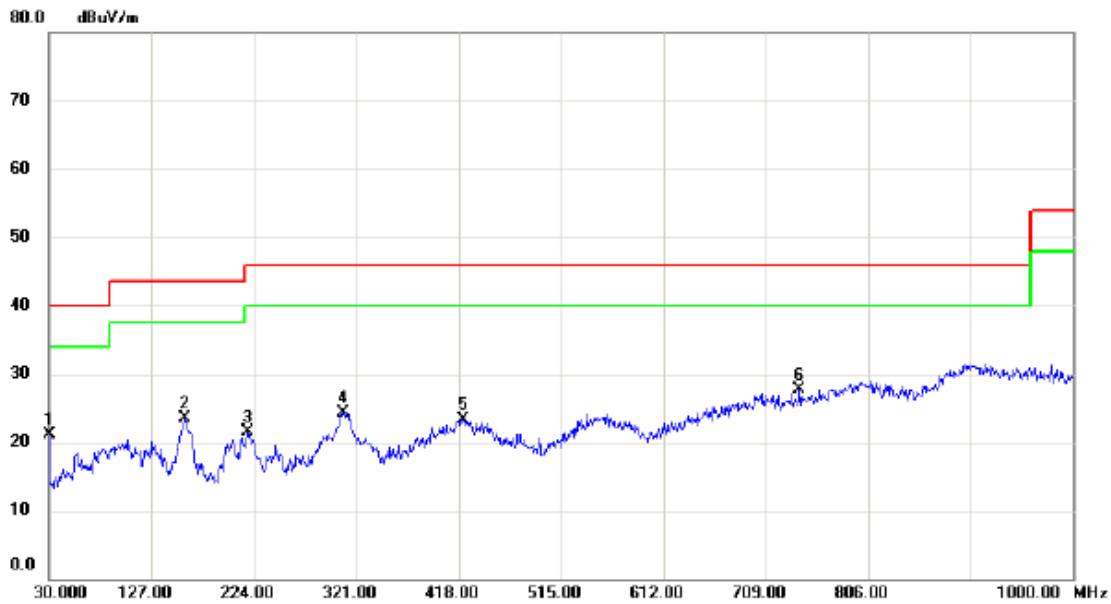
Vertical



No.	Mk.	Freq. MHz	Reading Level dBuV	Correct Factor dB	Measure- ment dBuV/m	Limit dBuV/m	Margin dB	Detector	Comment
1	*	60.0700	46.44	-13.69	32.75	40.00	-7.25	peak	
2		79.4700	44.65	-16.04	28.61	40.00	-11.39	peak	
3		196.8400	37.72	-14.38	23.34	43.50	-20.16	peak	
4		423.8200	30.42	-8.42	22.00	46.00	-24.00	peak	
5		542.1600	30.17	-6.07	24.10	46.00	-21.90	peak	
6		811.8200	30.73	-1.11	29.62	46.00	-16.38	peak	

Test Mode: UNII-3/TX A Mode 5825MHz_BYD (EU)

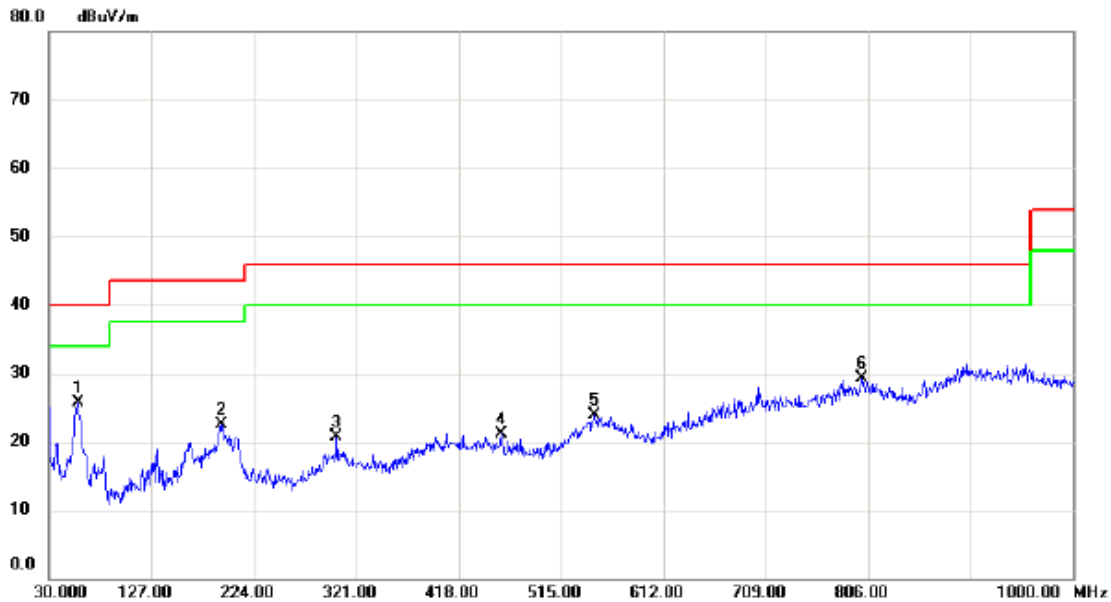
Horizontal



No.	Mk.	Freq. MHz	Reading Level dBuV	Correct Factor dB	Measure- ment dBuV/m	Limit dBuV/m	Margin dB	Detector	Comment
1		30.0000	35.11	-13.96	21.15	40.00	-18.85	peak	
2		159.0100	35.72	-12.27	23.45	43.50	-20.05	peak	
3		218.1800	35.98	-14.46	21.52	46.00	-24.48	peak	
4		308.3900	34.99	-10.65	24.34	46.00	-21.66	peak	
5		421.8800	31.75	-8.41	23.34	46.00	-22.66	peak	
6	*	741.0100	30.59	-2.93	27.66	46.00	-18.34	peak	

Test Mode: UNII-1/TX A Mode 5180MHz_Salcomp (EU)

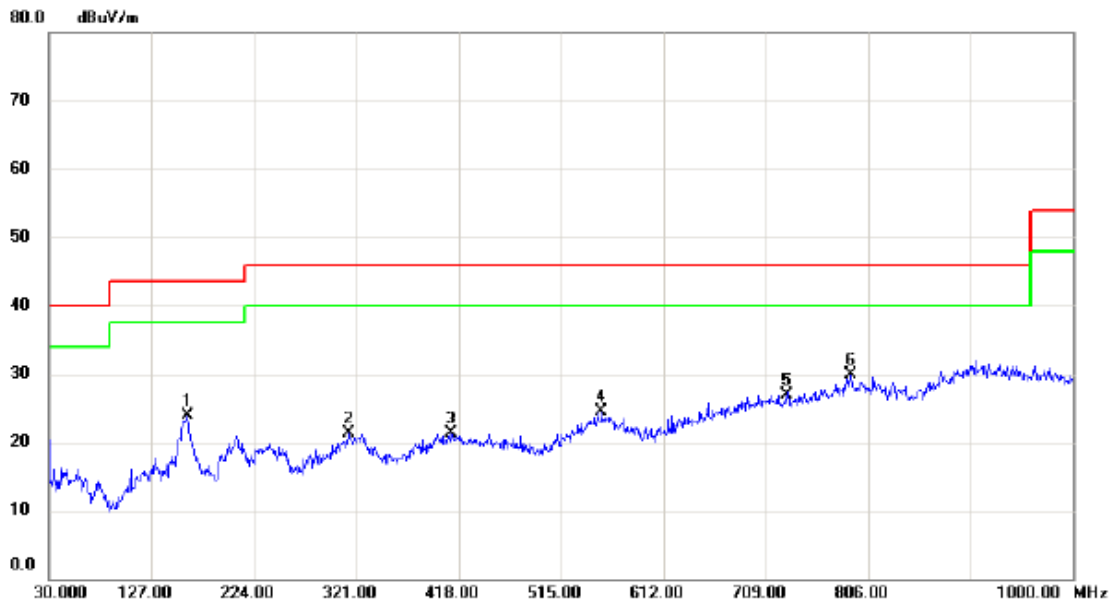
Vertical



No.	Mk.	Freq. MHz	Reading Level dBuV	Correct Factor dB	Measure- ment dBuV/m	Limit dBuV/m	Margin dB	Detector	Comment
1	*	57.1600	39.19	-13.54	25.65	40.00	-14.35	peak	
2		192.9600	36.62	-14.18	22.44	43.50	-21.06	peak	
3		302.5700	31.15	-10.52	20.63	46.00	-25.37	peak	
4		458.7400	30.04	-8.89	21.15	46.00	-24.85	peak	
5		546.0400	29.54	-5.69	23.85	46.00	-22.15	peak	
6		800.1800	30.09	-0.75	29.34	46.00	-16.66	peak	

Test Mode: UNII-1/TX A Mode 5180MHz_Salcomp (EU)

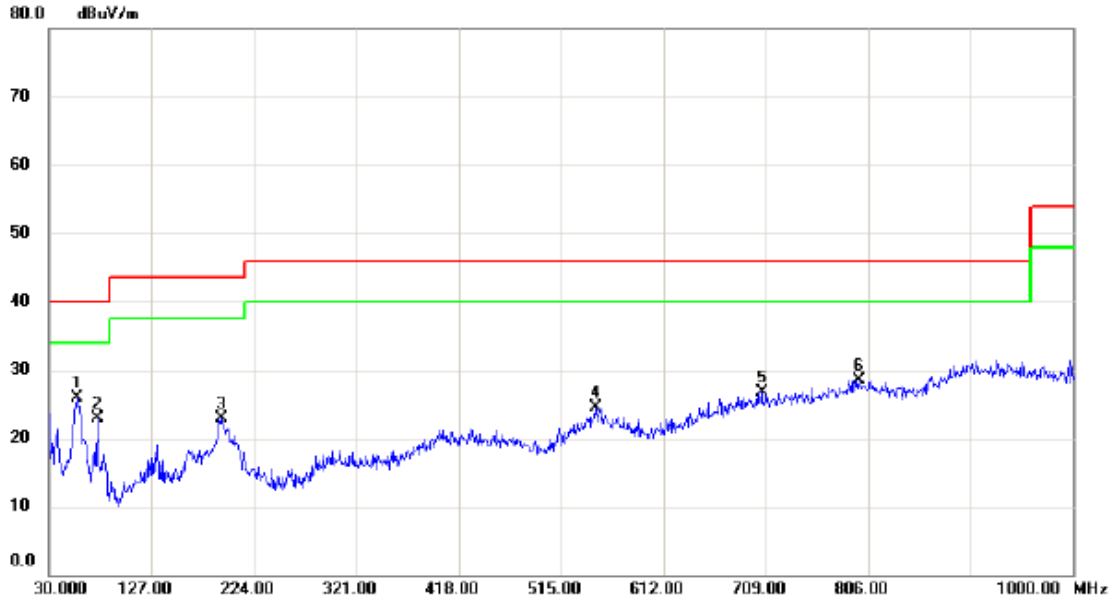
Horizontal



No.	Mk.	Freq. MHz	Reading Level dBuV	Correct Factor dB	Measure- ment dBuV/m	Limit dBuV/m	Margin dB	Detector	Comment
1		160.9500	36.16	-12.21	23.95	43.50	-19.55	peak	
2		314.2100	32.14	-10.79	21.35	46.00	-24.65	peak	
3		411.2100	29.61	-8.33	21.28	46.00	-24.72	peak	
4		553.8000	29.95	-5.47	24.48	46.00	-21.52	peak	
5		728.4000	29.87	-2.96	26.91	46.00	-19.09	peak	
6	*	789.5100	31.05	-1.20	29.85	46.00	-16.15	peak	

Test Mode: UNII-1/TX A Mode 5240MHz_Salcomp (EU)

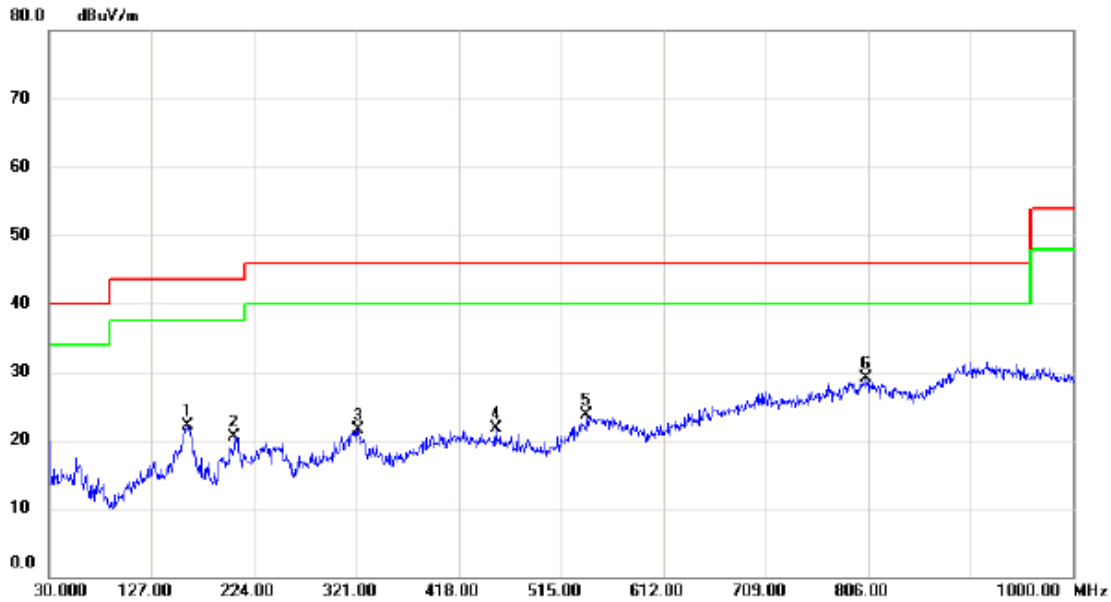
Vertical



No.	Mk.	Freq. MHz	Reading Level dBuV	Correct Factor dB	Measure- ment dBuV/m	Limit dBuV/m	Margin dB	Detector	Comment
1	*	56.1900	39.22	-13.27	25.95	40.00	-14.05	peak	
2		75.5900	39.43	-16.45	22.98	40.00	-17.02	peak	
3		192.9600	37.09	-14.18	22.91	43.50	-20.59	peak	
4		547.9800	29.93	-5.48	24.45	46.00	-21.55	peak	
5		705.1200	29.80	-3.00	26.80	46.00	-19.20	peak	
6		797.2700	29.41	-0.85	28.56	46.00	-17.44	peak	

Test Mode: UNII-1/TX A Mode 5240MHz_Salcomp (EU)

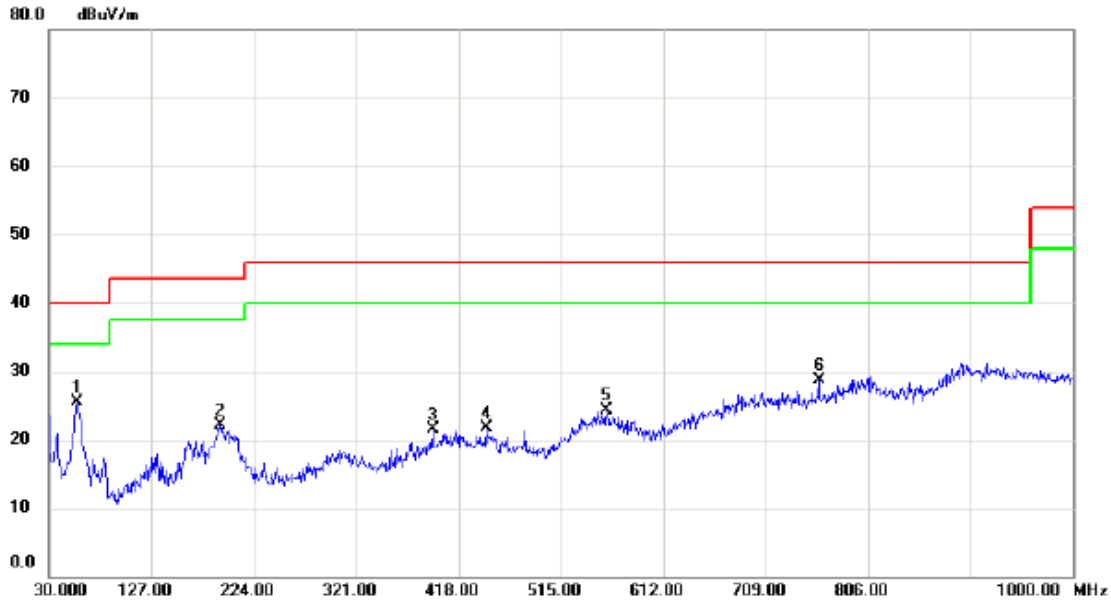
Horizontal



No.	Mk.	Freq. MHz	Reading Level dBuV	Correct Factor dB	Measure- ment dBuV/m	Limit dBuV/m	Margin dB	Detector	Comment
1		160.9500	34.37	-12.21	22.16	43.50	-21.34	peak	
2		205.5700	35.13	-14.67	20.46	43.50	-23.04	peak	
3		322.9400	32.51	-10.99	21.52	46.00	-24.48	peak	
4		452.9200	30.30	-8.68	21.62	46.00	-24.38	peak	
5		539.2500	30.00	-6.37	23.63	46.00	-22.37	peak	
6	*	804.0600	29.98	-0.86	29.12	46.00	-16.88	peak	

Test Mode: UNII-2A/TX A Mode 5260MHz_Salcomp (EU)

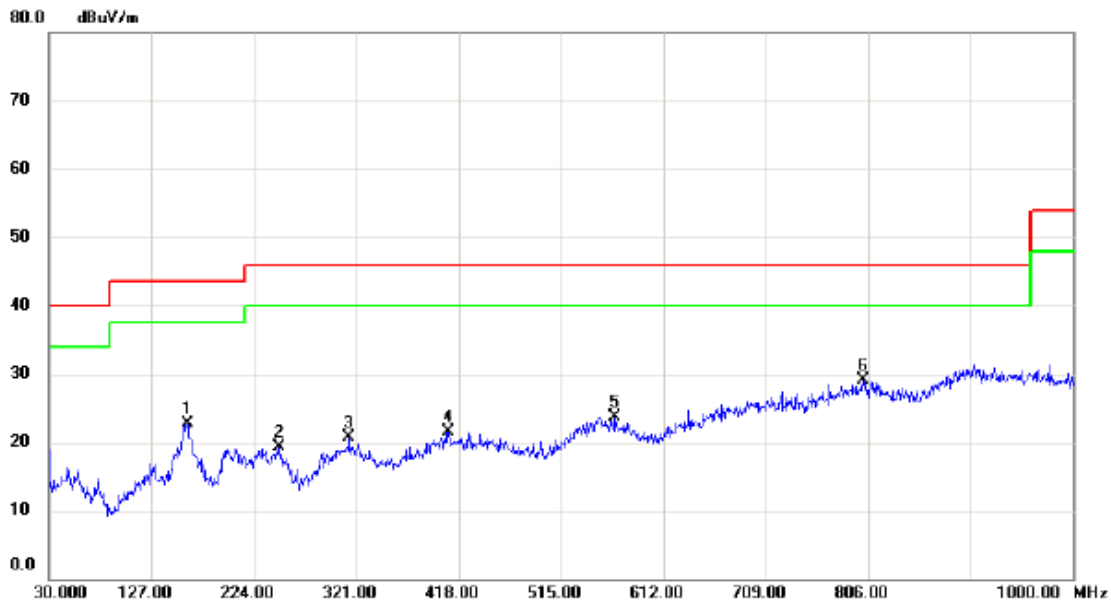
Vertical



No.	Mk.	Freq. MHz	Reading Level dBuV	Correct Factor dB	Measure- ment dBuV/m	Limit dBuV/m	Margin dB	Detector	Comment
1	*	56.1900	38.81	-13.27	25.54	40.00	-14.46	peak	
2		191.9900	36.32	-14.13	22.19	43.50	-21.31	peak	
3		393.7500	30.12	-8.69	21.43	46.00	-24.57	peak	
4		444.1900	30.24	-8.54	21.70	46.00	-24.30	peak	
5		558.6500	29.95	-5.72	24.23	46.00	-21.77	peak	
6		759.4400	31.16	-2.51	28.65	46.00	-17.35	peak	

Test Mode: UNII-2A/TX A Mode 5260MHz_Salcomp (EU)

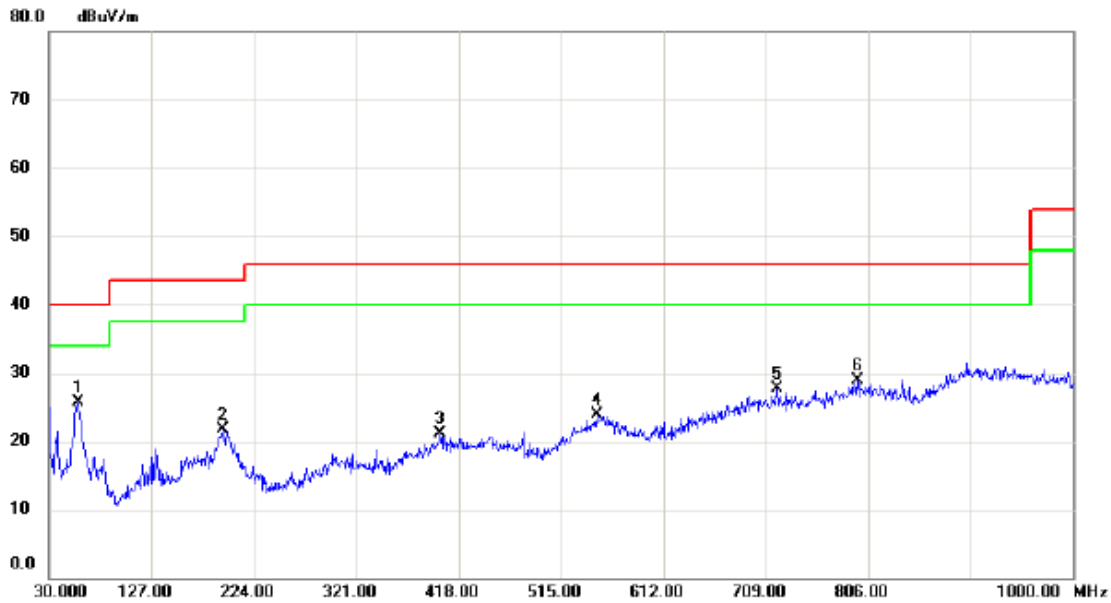
Horizontal



No.	Mk.	Freq. MHz	Reading Level dBuV	Correct Factor dB	Measure- ment dBuV/m	Limit dBuV/m	Margin dB	Detector	Comment
1		160.9500	34.87	-12.21	22.66	43.50	-20.84	peak	
2		248.2500	33.57	-14.32	19.25	46.00	-26.75	peak	
3		314.2100	31.47	-10.79	20.68	46.00	-25.32	peak	
4		408.3000	29.78	-8.32	21.46	46.00	-24.54	peak	
5		566.4100	29.92	-6.13	23.79	46.00	-22.21	peak	
6	*	801.1500	29.84	-0.77	29.07	46.00	-16.93	peak	

Test Mode: UNII-2A/TX A Mode 5320MHz_Salcomp (EU)

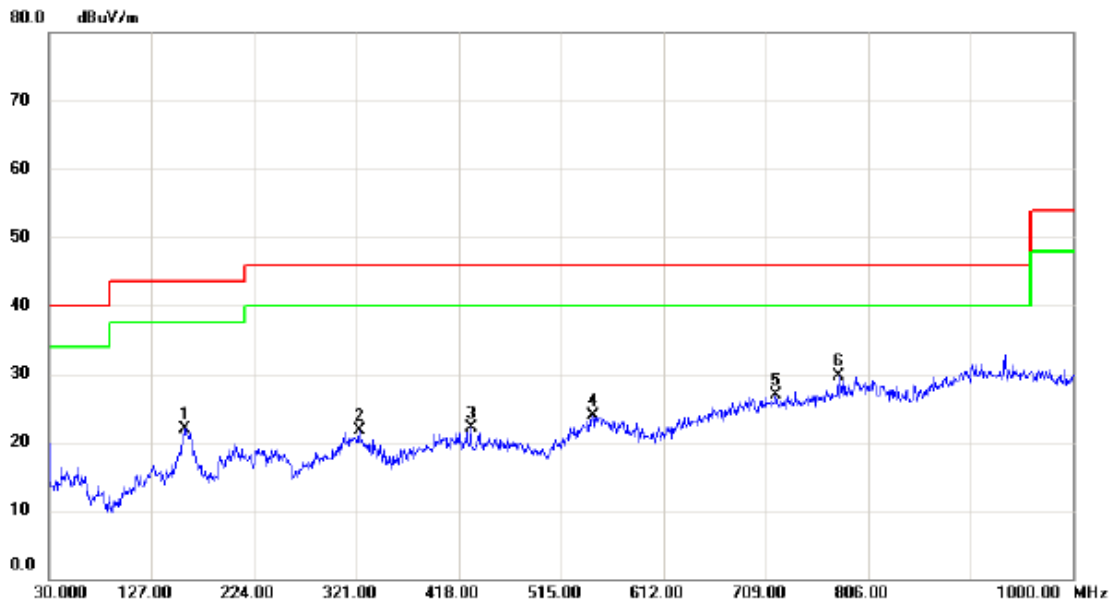
Vertical



No.	Mk.	Freq. MHz	Reading Level dBuV	Correct Factor dB	Measure- ment dBuV/m	Limit dBuV/m	Margin dB	Detector	Comment
1	*	57.1600	39.21	-13.54	25.67	40.00	-14.33	peak	
2		194.9000	35.89	-14.27	21.62	43.50	-21.88	peak	
3		400.5400	29.45	-8.27	21.18	46.00	-24.82	peak	
4		548.9500	29.18	-5.37	23.81	46.00	-22.19	peak	
5		719.6700	30.73	-2.98	27.75	46.00	-18.25	peak	
6		796.3000	29.75	-0.91	28.84	46.00	-17.16	peak	

Test Mode: UNII-2A/TX A Mode 5320MHz_Salcomp (EU)

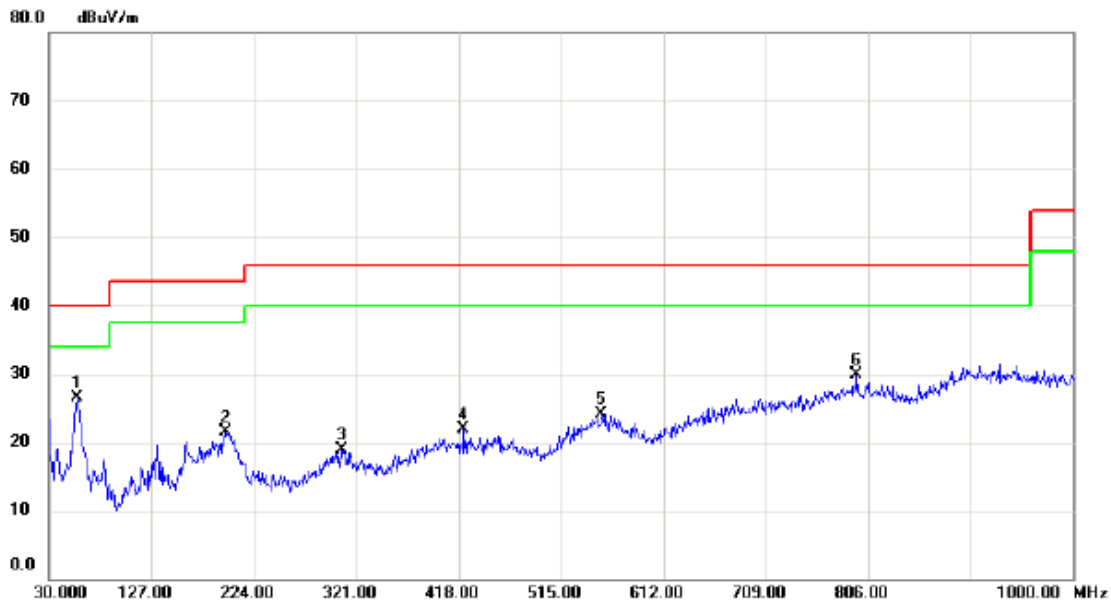
Horizontal



No.	Mk.	Freq. MHz	Reading Level dBuV	Correct Factor dB	Measure- ment dBuV/m	Limit dBuV/m	Margin dB	Detector	Comment
1		158.0400	34.28	-12.35	21.93	43.50	-21.57	peak	
2		323.9100	32.63	-11.01	21.62	46.00	-24.38	peak	
3		429.6400	30.56	-8.46	22.10	46.00	-23.90	peak	
4		545.0700	29.65	-5.77	23.88	46.00	-22.12	peak	
5		718.7000	29.82	-2.97	26.85	46.00	-19.15	peak	
6	*	777.8700	31.48	-1.71	29.77	46.00	-16.23	peak	

Test Mode: UNII-2C/TX A Mode 5500MHz_Salcomp (EU)

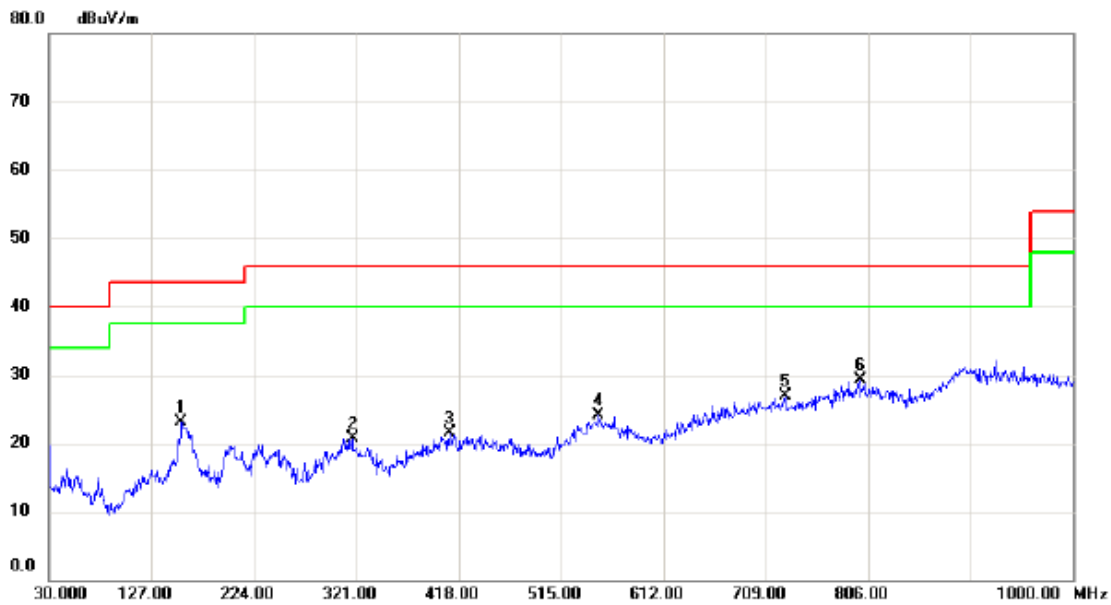
Vertical



No.	Mk.	Freq. MHz	Reading Level dBuV	Correct Factor dB	Measure- ment dBuV/m	Limit dBuV/m	Margin dB	Detector	Comment
1	*	56.1900	39.71	-13.27	26.44	40.00	-13.56	peak	
2		196.8400	35.94	-14.38	21.56	43.50	-21.94	peak	
3		307.4200	29.53	-10.64	18.89	46.00	-27.11	peak	
4		422.8500	30.21	-8.40	21.81	46.00	-24.19	peak	
5		553.8000	29.61	-5.47	24.14	46.00	-21.86	peak	
6		795.3300	30.76	-0.95	29.81	46.00	-16.19	peak	

Test Mode: UNII-2C/TX A Mode 5500MHz_Salcomp (EU)

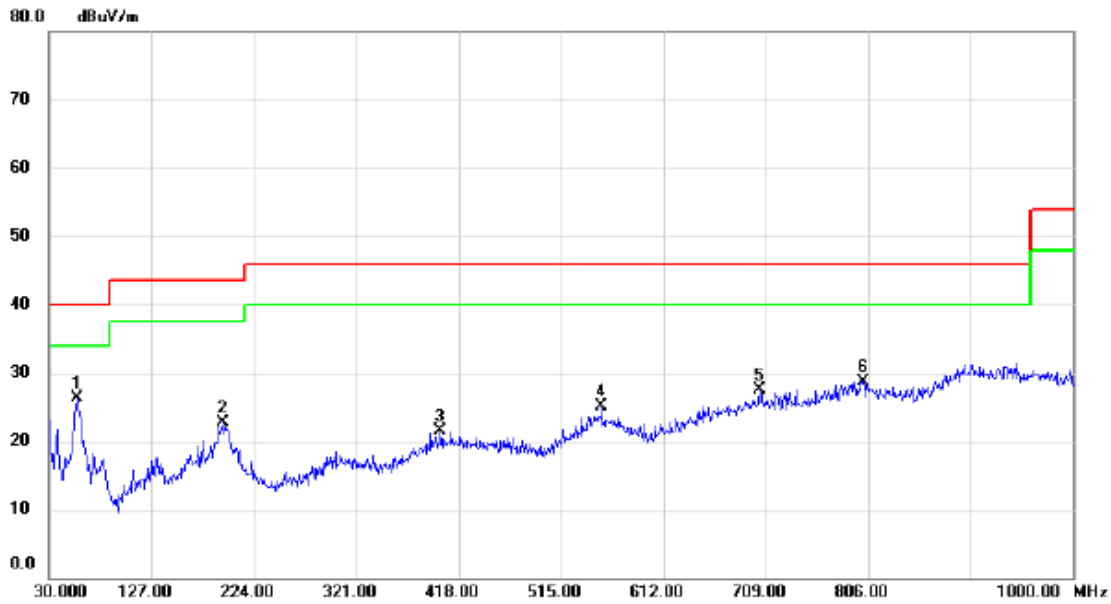
Horizontal



No.	Mk.	Freq. MHz	Reading Level dBuV	Correct Factor dB	Measure- ment dBuV/m	Limit dBuV/m	Margin dB	Detector	Comment
1		155.1300	35.72	-12.58	23.14	43.50	-20.36	peak	
2		317.1200	31.47	-10.85	20.62	46.00	-25.38	peak	
3		409.2700	29.81	-8.33	21.48	46.00	-24.52	peak	
4		550.8900	29.47	-5.33	24.14	46.00	-21.86	peak	
5		727.4300	29.87	-2.96	26.91	46.00	-19.09	peak	
6	*	798.2400	30.12	-0.82	29.30	46.00	-16.70	peak	

Test Mode: UNII-2C/TX A Mode 5700MHz_Salcomp (EU)

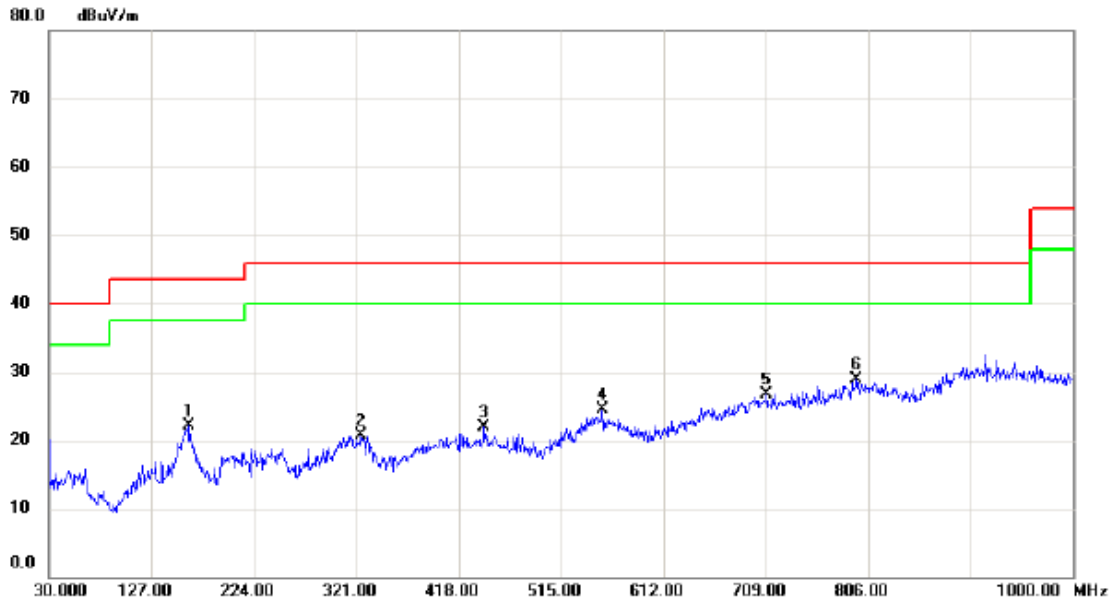
Vertical



No.	Mk.	Freq. MHz	Reading Level dBuV	Correct Factor dB	Measure- ment dBuV/m	Limit dBuV/m	Margin dB	Detector	Comment
1	*	56.1900	39.50	-13.27	26.23	40.00	-13.77	peak	
2		194.9000	36.90	-14.27	22.63	43.50	-20.87	peak	
3		400.5400	29.85	-8.27	21.58	46.00	-24.42	peak	
4		553.8000	30.48	-5.47	25.01	46.00	-20.99	peak	
5		703.1800	30.59	-3.01	27.58	46.00	-18.42	peak	
6		801.1500	29.54	-0.77	28.77	46.00	-17.23	peak	

Test Mode: UNII-2C/TX A Mode 5700MHz_Salcomp (EU)

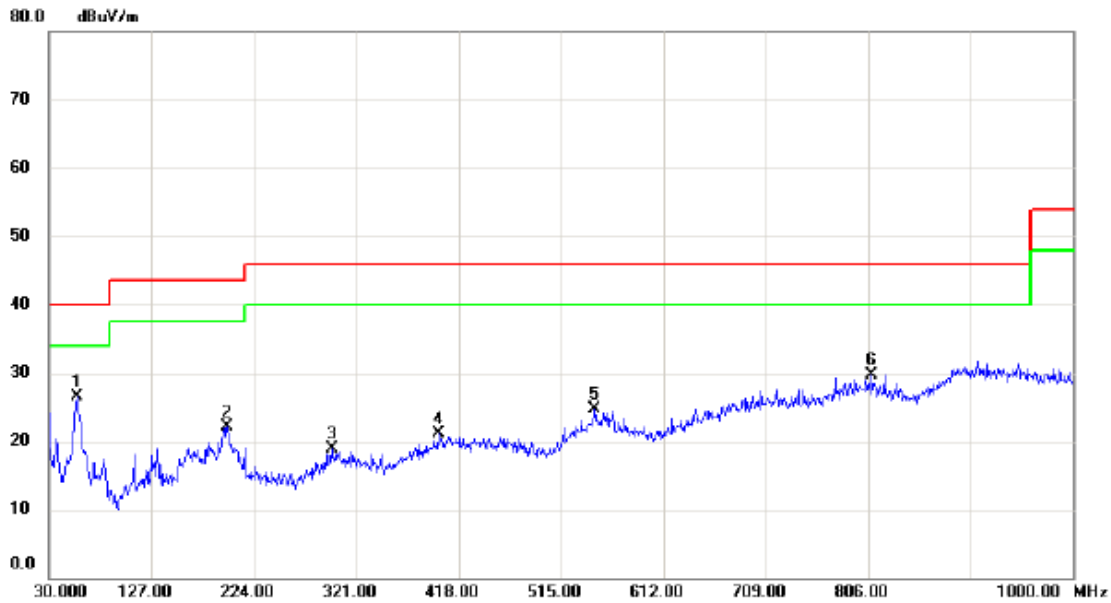
Horizontal



No.	Mk.	Freq. MHz	Reading Level dBuV	Correct Factor dB	Measure- ment dBuV/m	Limit dBuV/m	Margin dB	Detector	Comment
1		161.9200	34.38	-12.21	22.17	43.50	-21.33	peak	
2		324.8800	31.83	-11.04	20.79	46.00	-25.21	peak	
3		442.2500	30.46	-8.53	21.93	46.00	-24.07	peak	
4		554.7700	30.08	-5.53	24.55	46.00	-21.45	peak	
5		709.9700	29.71	-3.00	26.71	46.00	-19.29	peak	
6	*	795.3300	29.86	-0.95	28.91	46.00	-17.09	peak	

Test Mode: UNII-3/TX A Mode 5745MHz_Salcomp (EU)

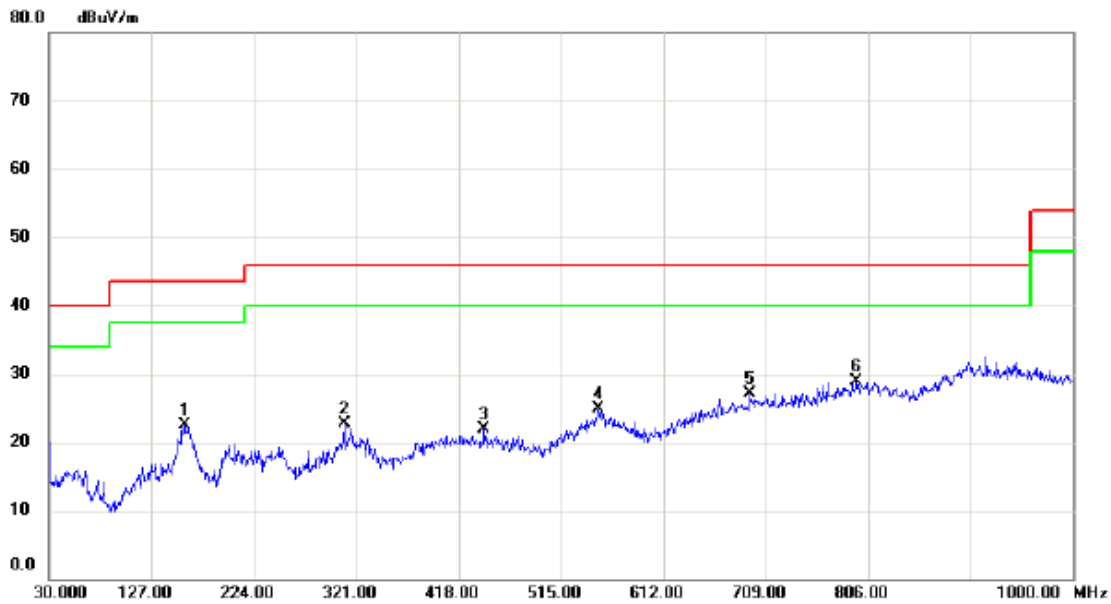
Vertical



No.	Mk.	Freq. MHz	Reading Level dBuV	Correct Factor dB	Measure- ment dBuV/m	Limit dBuV/m	Margin dB	Detector	Comment
1	*	56.1900	39.72	-13.27	26.45	40.00	-13.55	peak	
2		198.7800	36.57	-14.48	22.09	43.50	-21.41	peak	
3		297.7200	29.61	-10.70	18.91	46.00	-27.09	peak	
4		398.6000	29.46	-8.37	21.09	46.00	-24.91	peak	
5		547.0100	30.33	-5.58	24.75	46.00	-21.25	peak	
6		808.9100	30.67	-1.02	29.65	46.00	-16.35	peak	

Test Mode: UNII-3/TX A Mode 5745MHz_Salcomp (EU)

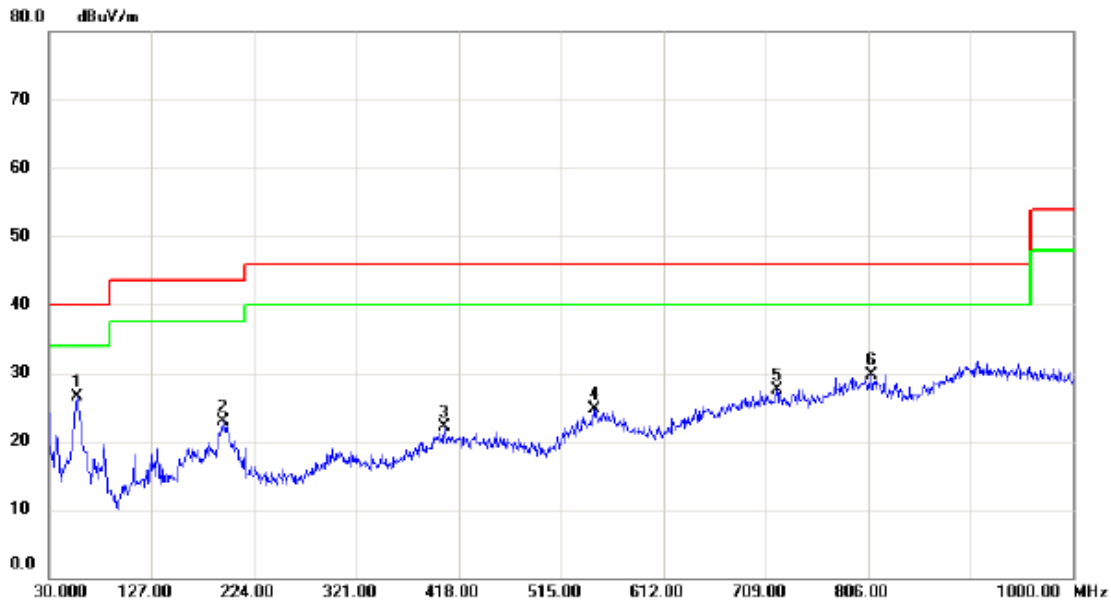
Horizontal



No.	Mk.	Freq. MHz	Reading Level dBuV	Correct Factor dB	Measure- ment dBuV/m	Limit dBuV/m	Margin dB	Detector	Comment
1		158.0400	34.85	-12.35	22.50	43.50	-21.00	peak	
2		309.3600	33.41	-10.68	22.73	46.00	-23.27	peak	
3		442.2500	30.46	-8.53	21.93	46.00	-24.07	peak	
4		550.8900	30.18	-5.33	24.85	46.00	-21.15	peak	
5		694.4500	30.34	-3.23	27.11	46.00	-18.89	peak	
6	*	795.3300	29.86	-0.95	28.91	46.00	-17.09	peak	

Test Mode: UNII-3/TX A Mode 5825MHz_Salcomp (EU)

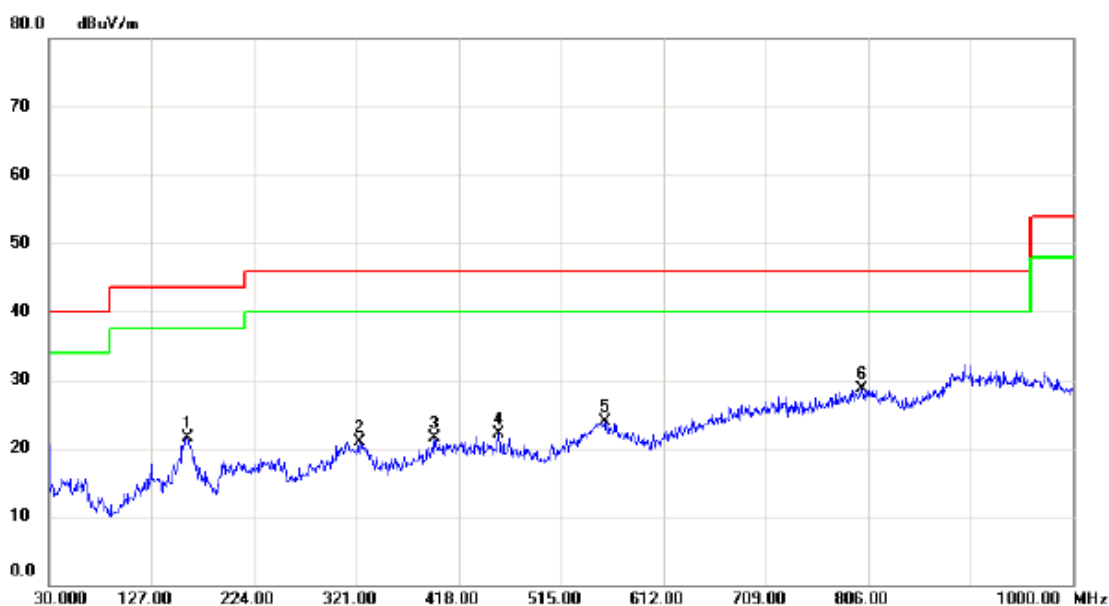
Vertical



No.	Mk.	Freq. MHz	Reading Level dBuV	Correct Factor dB	Measure- ment dBuV/m	Limit dBuV/m	Margin dB	Detector	Comment
1	*	56.1900	39.72	-13.27	26.45	40.00	-13.55	peak	
2		194.9000	37.25	-14.27	22.98	43.50	-20.52	peak	
3		404.4200	30.38	-8.30	22.08	46.00	-23.92	peak	
4		547.0100	30.33	-5.58	24.75	46.00	-21.25	peak	
5		719.6700	30.55	-2.98	27.57	46.00	-18.43	peak	
6		808.9100	30.67	-1.02	29.65	46.00	-16.35	peak	

Test Mode: UNII-3/TX A Mode 5825MHz_Salcomp (EU)

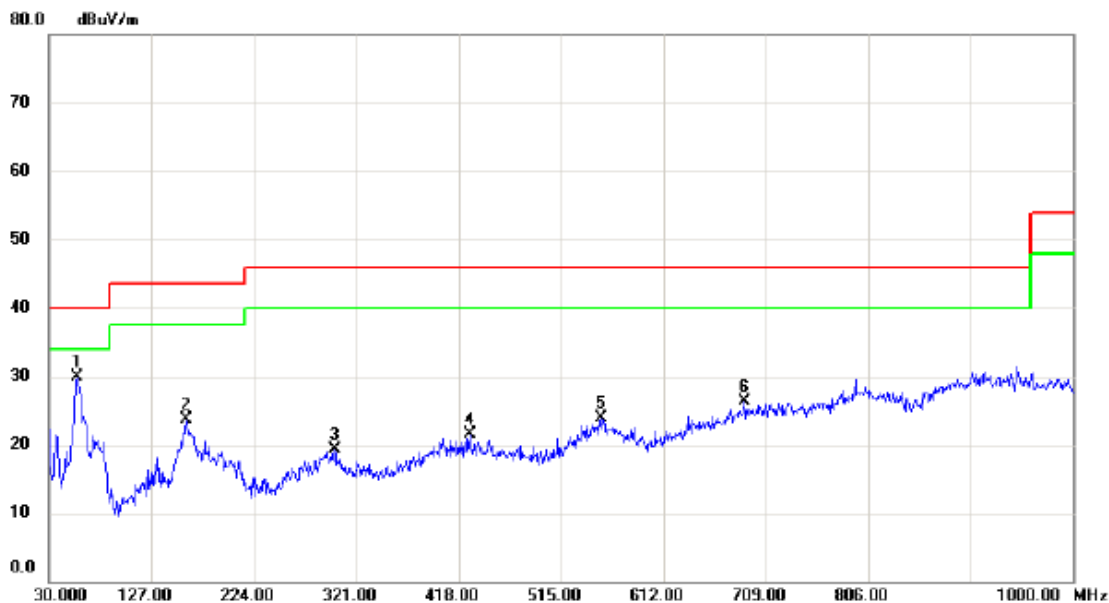
Horizontal



No.	Mk.	Freq. MHz	Reading Level dBuV	Correct Factor dB	Measure- ment dBuV/m	Limit dBuV/m	Margin dB	Detector	Comment
1		160.9500	33.70	-12.21	21.49	43.50	-22.01	peak	
2		323.9100	31.95	-11.01	20.94	46.00	-25.06	peak	
3		395.6900	30.00	-8.56	21.44	46.00	-24.56	peak	
4		455.8300	30.82	-8.79	22.03	46.00	-23.97	peak	
5		556.7100	29.45	-5.62	23.83	46.00	-22.17	peak	
6	*	800.1800	29.55	-0.75	28.80	46.00	-17.20	peak	

Test Mode: UNII-1/TX A Mode 5180MHz_BYD (UK)

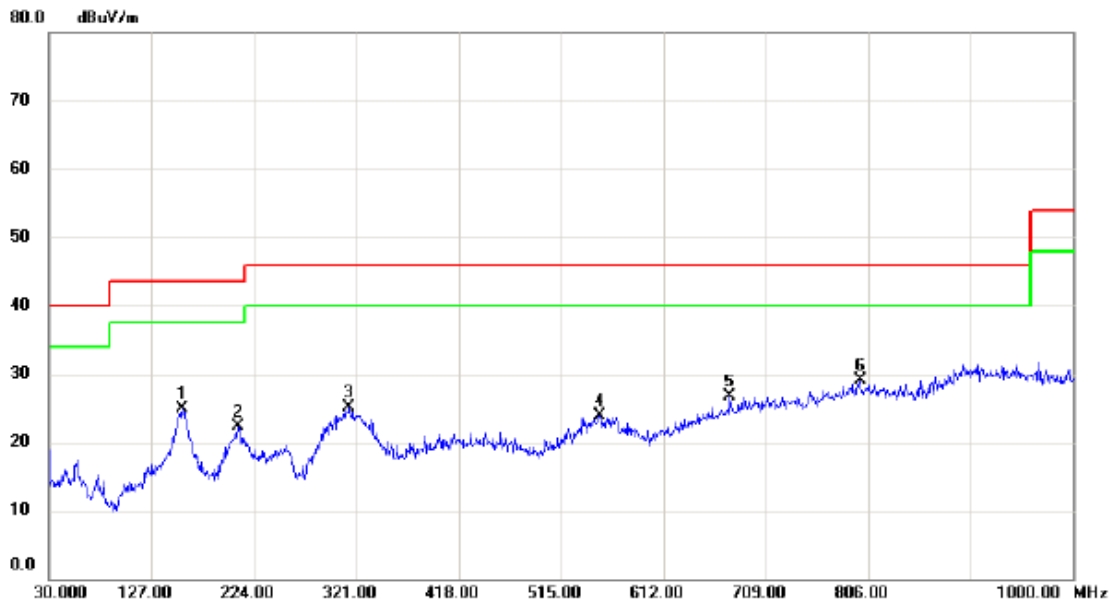
Vertical



No.	Mk.	Freq. MHz	Reading Level dBuV	Correct Factor dB	Measure- ment dBuV/m	Limit dBuV/m	Margin dB	Detector	Comment
1	*	56.1900	43.09	-13.27	29.82	40.00	-10.18	peak	
2		159.9800	35.80	-12.19	23.61	43.50	-19.89	peak	
3		300.6300	29.78	-10.47	19.31	46.00	-26.69	peak	
4		428.6700	29.85	-8.44	21.41	46.00	-24.59	peak	
5		552.8300	29.31	-5.42	23.89	46.00	-22.11	peak	
6		688.6300	29.77	-3.47	26.30	46.00	-19.70	peak	

Test Mode: UNII-1/TX A Mode 5180MHz_BYD (UK)

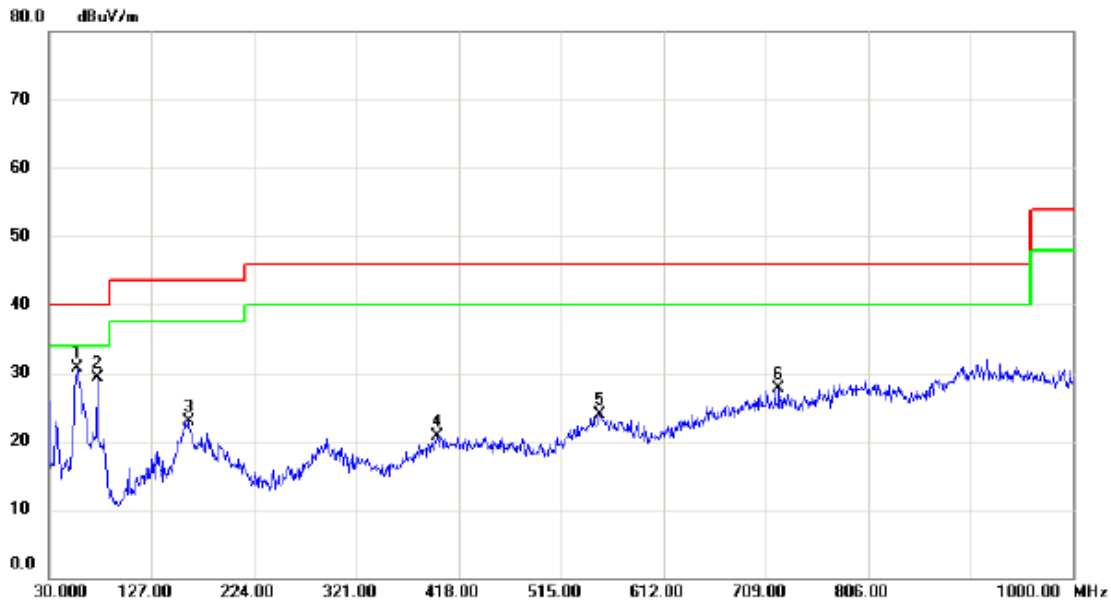
Horizontal



No.	Mk.	Freq. MHz	Reading Level dBuV	Correct Factor dB	Measure- ment dBuV/m	Limit dBuV/m	Margin dB	Detector	Comment
1		156.1000	37.48	-12.50	24.98	43.50	-18.52	peak	
2		208.4800	37.02	-14.73	22.29	43.50	-21.21	peak	
3		314.2100	35.90	-10.79	25.11	46.00	-20.89	peak	
4		551.8600	29.32	-5.37	23.95	46.00	-22.05	peak	
5		675.0500	30.69	-4.02	26.67	46.00	-19.33	peak	
6	*	798.2400	29.92	-0.82	29.10	46.00	-16.90	peak	

Test Mode: UNII-1/TX A Mode 5240MHz_BYD (UK)

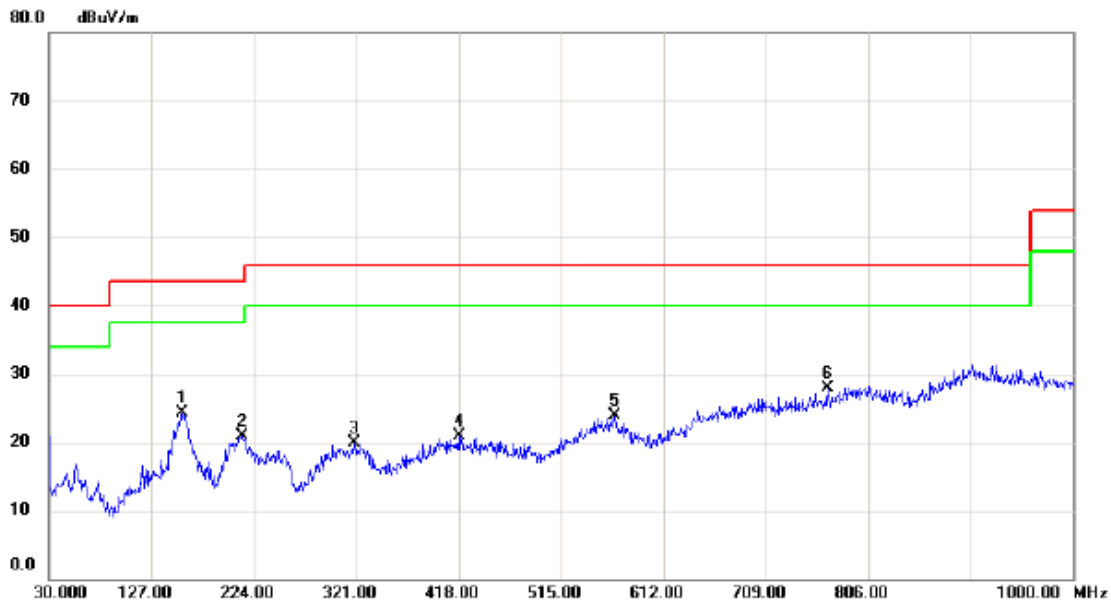
Vertical



No.	Mk.	Freq. MHz	Reading Level dBuV	Correct Factor dB	Measure- ment dBuV/m	Limit dBuV/m	Margin dB	Detector	Comment
1	*	56.1900	43.88	-13.27	30.61	40.00	-9.39	peak	
2		75.5900	45.72	-16.45	29.27	40.00	-10.73	peak	
3		161.9200	35.16	-12.21	22.95	43.50	-20.55	peak	
4		397.6300	29.11	-8.43	20.68	46.00	-25.32	peak	
5		551.8600	29.31	-5.37	23.94	46.00	-22.06	peak	
6		721.6100	30.63	-2.98	27.65	46.00	-18.35	peak	

Test Mode: UNII-1/TX A Mode 5240MHz_BYD (UK)

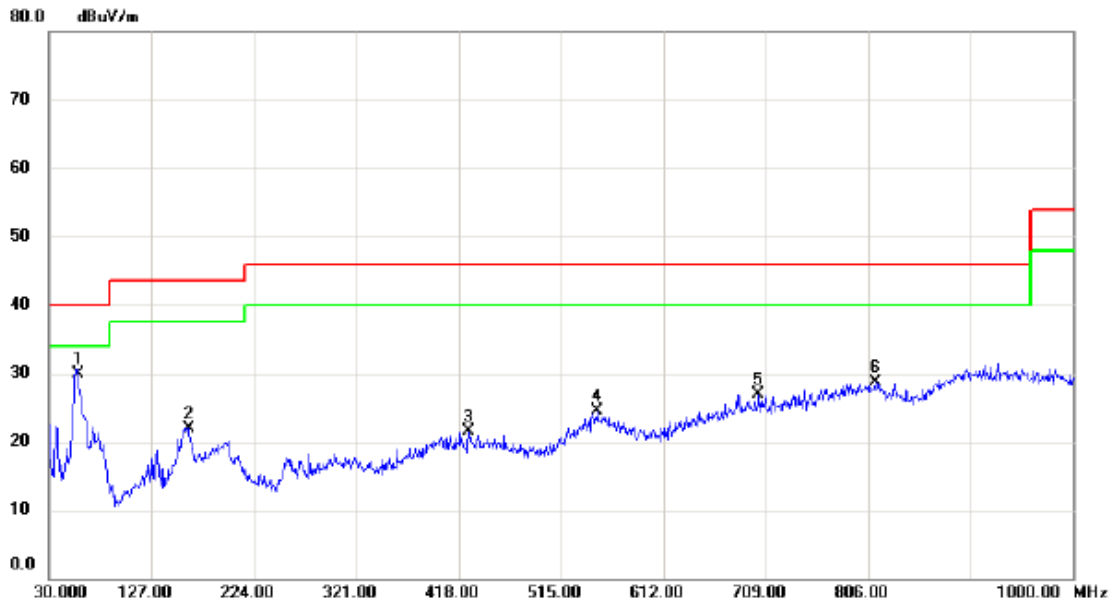
Horizontal



No.	Mk.	Freq. MHz	Reading Level dBuV	Correct Factor dB	Measure- ment dBuV/m	Limit dBuV/m	Margin dB	Detector	Comment
1		156.1000	36.78	-12.50	24.28	43.50	-19.22	peak	
2		212.3600	35.56	-14.69	20.87	43.50	-22.63	peak	
3		319.0600	30.78	-10.90	19.88	46.00	-26.12	peak	
4		418.0000	29.25	-8.37	20.88	46.00	-25.12	peak	
5		565.4400	30.07	-6.08	23.99	46.00	-22.01	peak	
6	*	767.2000	30.11	-2.18	27.93	46.00	-18.07	peak	

Test Mode: UNII-2A/TX A Mode 5260MHz_BYD (UK)

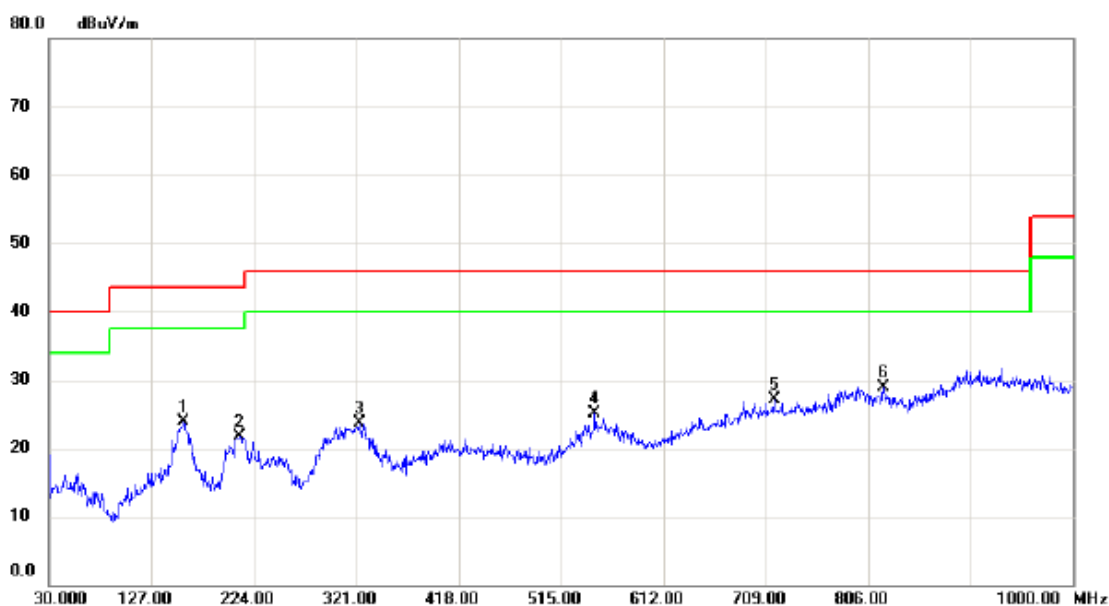
Vertical



No.	Mk.	Freq. MHz	Reading Level dBuV	Correct Factor dB	Measure- ment dBuV/m	Limit dBuV/m	Margin dB	Detector	Comment
1	*	57.1600	43.54	-13.54	30.00	40.00	-10.00	peak	
2		161.9200	34.09	-12.21	21.88	43.50	-21.62	peak	
3		427.7000	29.96	-8.43	21.53	46.00	-24.47	peak	
4		549.9200	29.77	-5.28	24.49	46.00	-21.51	peak	
5		702.2100	29.95	-3.01	26.94	46.00	-19.06	peak	
6		812.7900	29.77	-1.14	28.63	46.00	-17.37	peak	

Test Mode: UNII-2A/TX A Mode 5260MHz_BYD (UK)

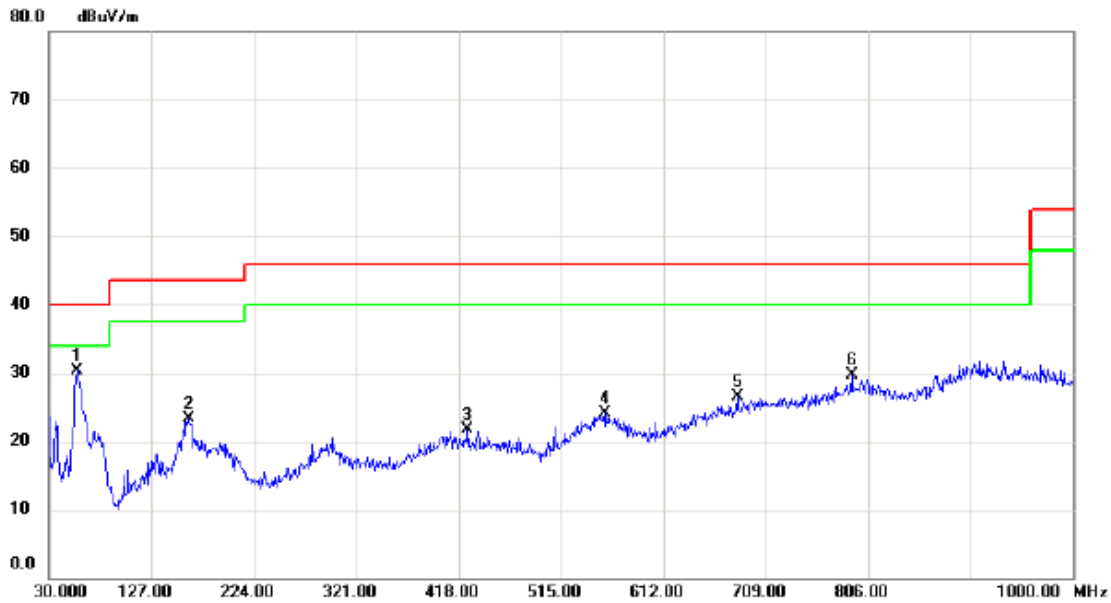
Horizontal



No.	Mk.	Freq. MHz	Reading Level dBuV	Correct Factor dB	Measure- ment dBuV/m	Limit dBuV/m	Margin dB	Detector	Comment
1		157.0700	36.26	-12.43	23.83	43.50	-19.67	peak	
2		210.4200	36.43	-14.76	21.67	43.50	-21.83	peak	
3		323.9100	34.64	-11.01	23.63	46.00	-22.37	peak	
4		547.0100	30.60	-5.58	25.02	46.00	-20.98	peak	
5		716.7600	30.17	-2.99	27.18	46.00	-18.82	peak	
6	*	820.5500	30.20	-1.38	28.82	46.00	-17.18	peak	

Test Mode: UNII-2A/TX A Mode 5320MHz_BYD (UK)

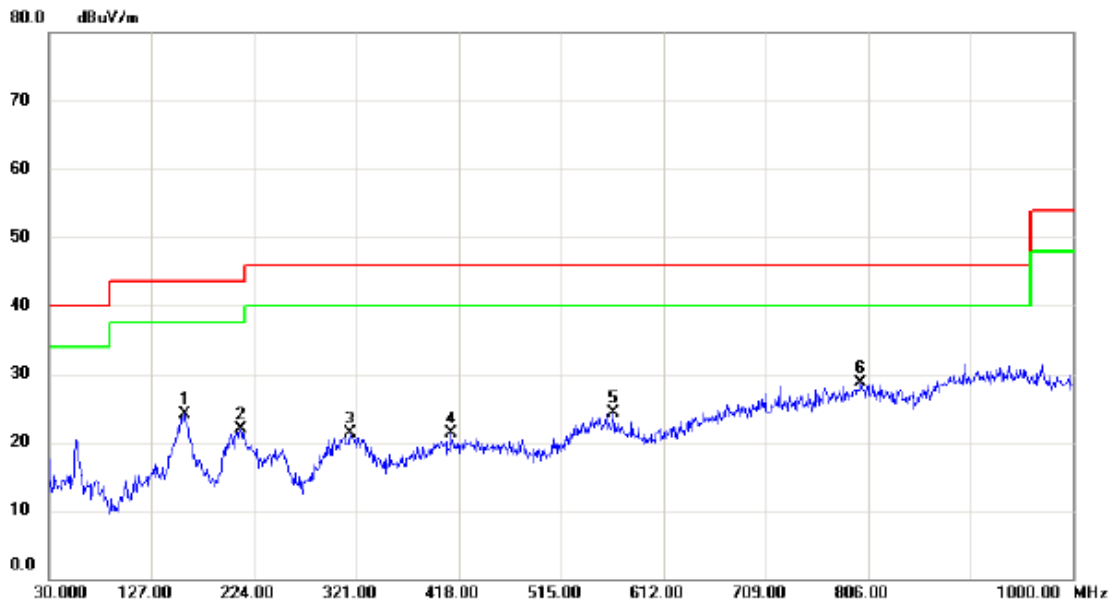
Vertical



No.	Mk.	Freq. MHz	Reading Level dBuV	Correct Factor dB	Measure- ment dBuV/m	Limit dBuV/m	Margin dB	Detector	Comment
1	*	56.1900	43.67	-13.27	30.40	40.00	-9.60	peak	
2		161.9200	35.59	-12.21	23.38	43.50	-20.12	peak	
3		426.7300	30.07	-8.44	21.63	46.00	-24.37	peak	
4		557.6800	29.83	-5.67	24.16	46.00	-21.84	peak	
5		681.8400	30.31	-3.74	26.57	46.00	-19.43	peak	
6		790.4800	30.81	-1.15	29.66	46.00	-16.34	peak	

Test Mode: UNII-2A/TX A Mode 5320MHz_BYD (UK)

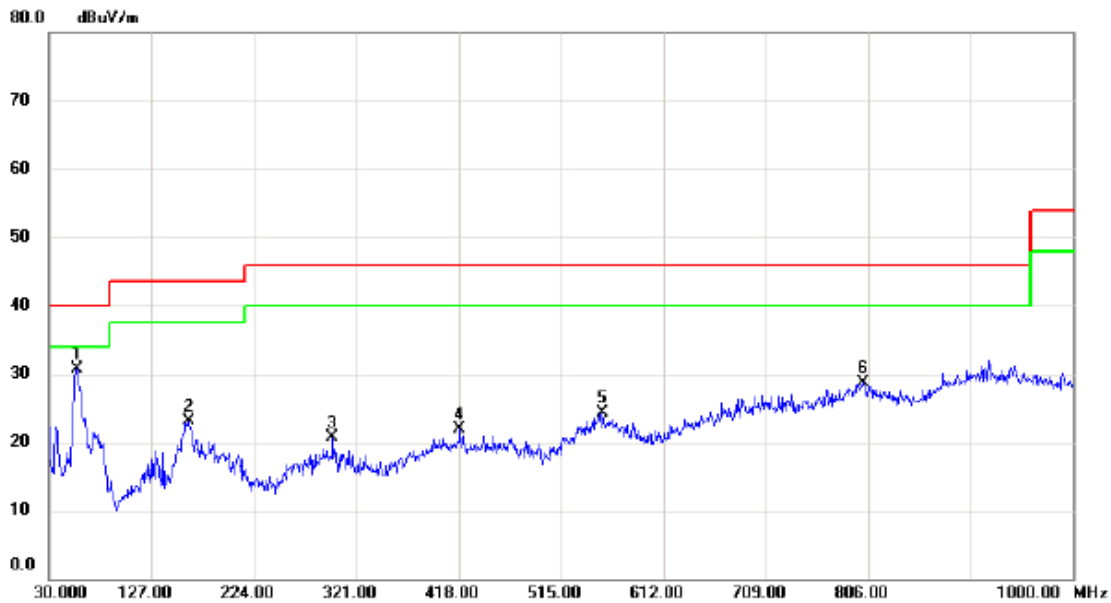
Horizontal



No.	Mk.	Freq. MHz	Reading Level dBuV	Correct Factor dB	Measure- ment dBuV/m	Limit dBuV/m	Margin dB	Detector	Comment
1		158.0400	36.54	-12.35	24.19	43.50	-19.31	peak	
2		211.3900	36.73	-14.73	22.00	43.50	-21.50	peak	
3		315.1800	32.05	-10.80	21.25	46.00	-24.75	peak	
4		410.2400	29.56	-8.33	21.23	46.00	-24.77	peak	
5		564.4700	30.33	-6.03	24.30	46.00	-21.70	peak	
6	*	799.2100	29.43	-0.77	28.66	46.00	-17.34	peak	

Test Mode: UNII-2C/TX A Mode 5500MHz_BYD (UK)

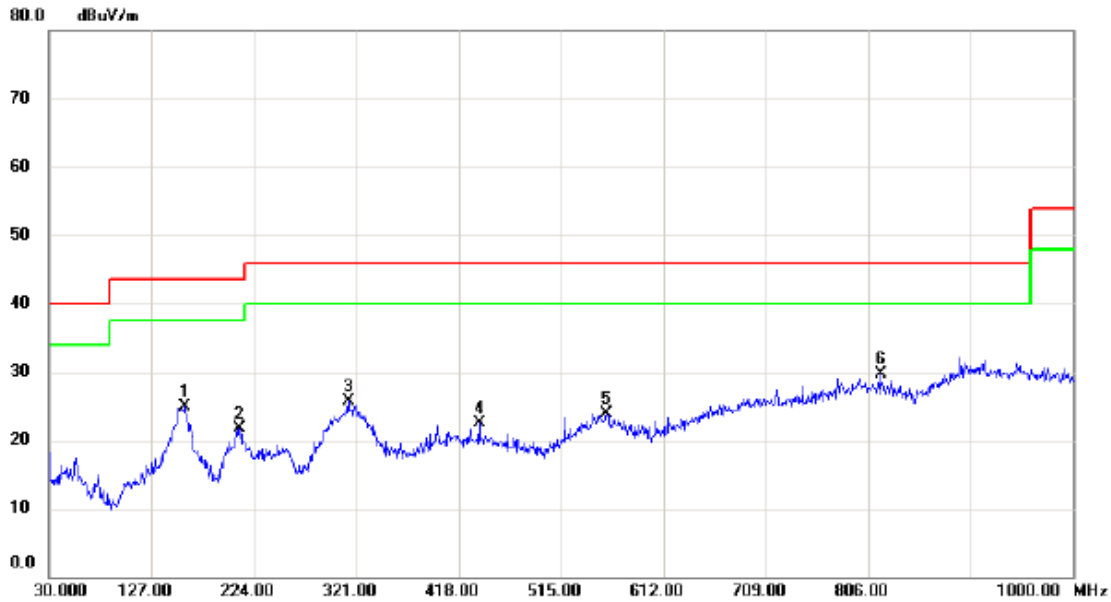
Vertical



No.	Mk.	Freq. MHz	Reading Level dBuV	Correct Factor dB	Measure- ment dBuV/m	Limit dBuV/m	Margin dB	Detector	Comment
1	*	56.1900	44.07	-13.27	30.80	40.00	-9.20	peak	
2		161.9200	35.36	-12.21	23.15	43.50	-20.35	peak	
3		298.6900	31.23	-10.60	20.63	46.00	-25.37	peak	
4		418.9700	30.25	-8.39	21.86	46.00	-24.14	peak	
5		554.7700	29.76	-5.53	24.23	46.00	-21.77	peak	
6		801.1500	29.54	-0.77	28.77	46.00	-17.23	peak	

Test Mode: UNII-2C/TX A Mode 5500MHz_BYD (UK)

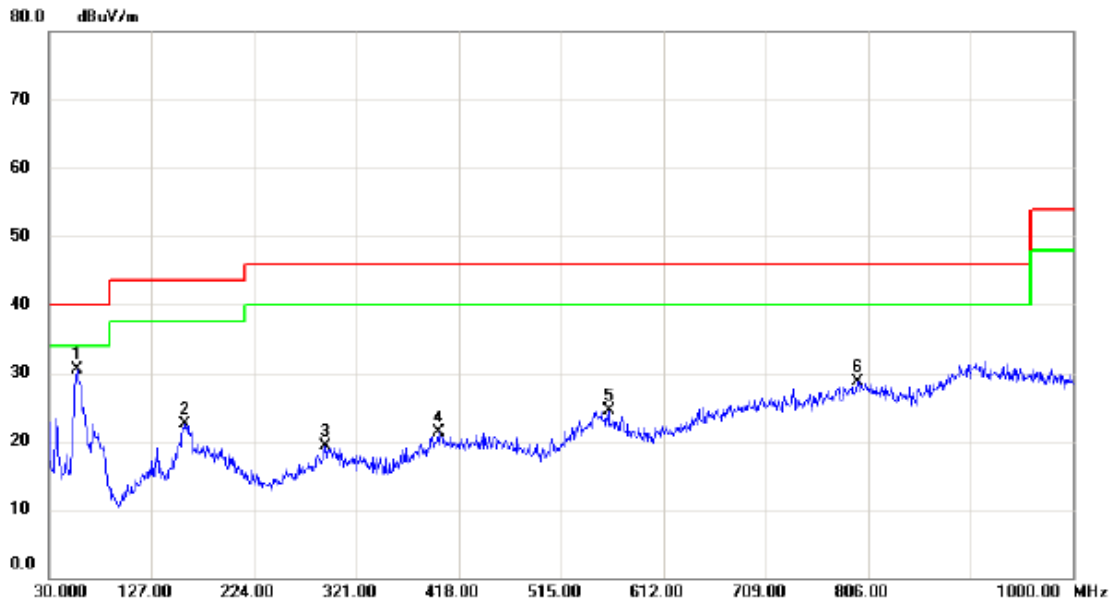
Horizontal



No.	Mk.	Freq. MHz	Reading Level dBuV	Correct Factor dB	Measure- ment dBuV/m	Limit dBuV/m	Margin dB	Detector	Comment
1		158.0400	37.26	-12.35	24.91	43.50	-18.59	peak	
2		210.4200	36.42	-14.76	21.66	43.50	-21.84	peak	
3		313.2400	36.50	-10.76	25.74	46.00	-20.26	peak	
4		437.4000	30.97	-8.50	22.47	46.00	-23.53	peak	
5		558.6500	29.72	-5.72	24.00	46.00	-22.00	peak	
6	*	817.6400	30.98	-1.29	29.69	46.00	-16.31	peak	

Test Mode: UNII-2C/TX A Mode 5700MHz_BYD (UK)

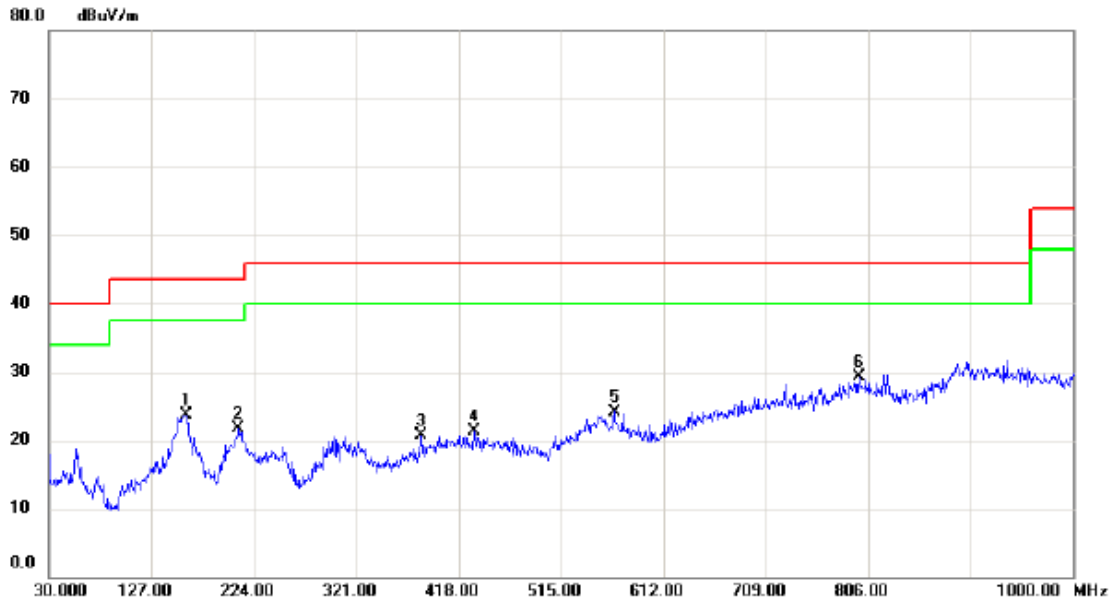
Vertical



No.	Mk.	Freq. MHz	Reading Level dBuV	Correct Factor dB	Measure- ment dBuV/m	Limit dBuV/m	Margin dB	Detector	Comment
1	*	56.1900	43.72	-13.27	30.45	40.00	-9.55	peak	
2		159.0100	34.79	-12.27	22.52	43.50	-20.98	peak	
3		291.9000	30.57	-11.33	19.24	46.00	-26.76	peak	
4		398.6000	29.68	-8.37	21.31	46.00	-24.69	peak	
5		560.5900	30.25	-5.83	24.42	46.00	-21.58	peak	
6		796.3000	29.57	-0.91	28.66	46.00	-17.34	peak	

Test Mode: UNII-2C/TX A Mode 5700MHz_BYD (UK)

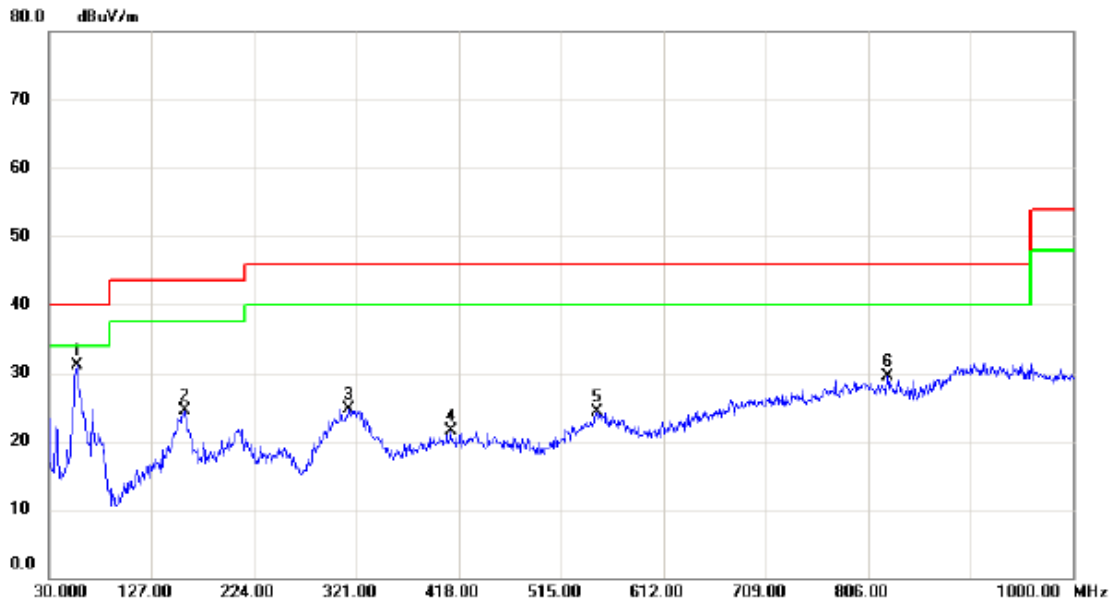
Horizontal



No.	Mk.	Freq. MHz	Reading Level dBuV	Correct Factor dB	Measure- ment dBuV/m	Limit dBuV/m	Margin dB	Detector	Comment
1		159.9800	35.94	-12.19	23.75	43.50	-19.75	peak	
2		209.4500	36.38	-14.75	21.63	43.50	-21.87	peak	
3		382.1100	30.10	-9.47	20.63	46.00	-25.37	peak	
4		432.5500	29.76	-8.47	21.29	46.00	-24.71	peak	
5		565.4400	30.28	-6.08	24.20	46.00	-21.80	peak	
6	*	797.2700	30.19	-0.85	29.34	46.00	-16.66	peak	

Test Mode: UNII-3/TX A Mode 5745MHz_BYD (UK)

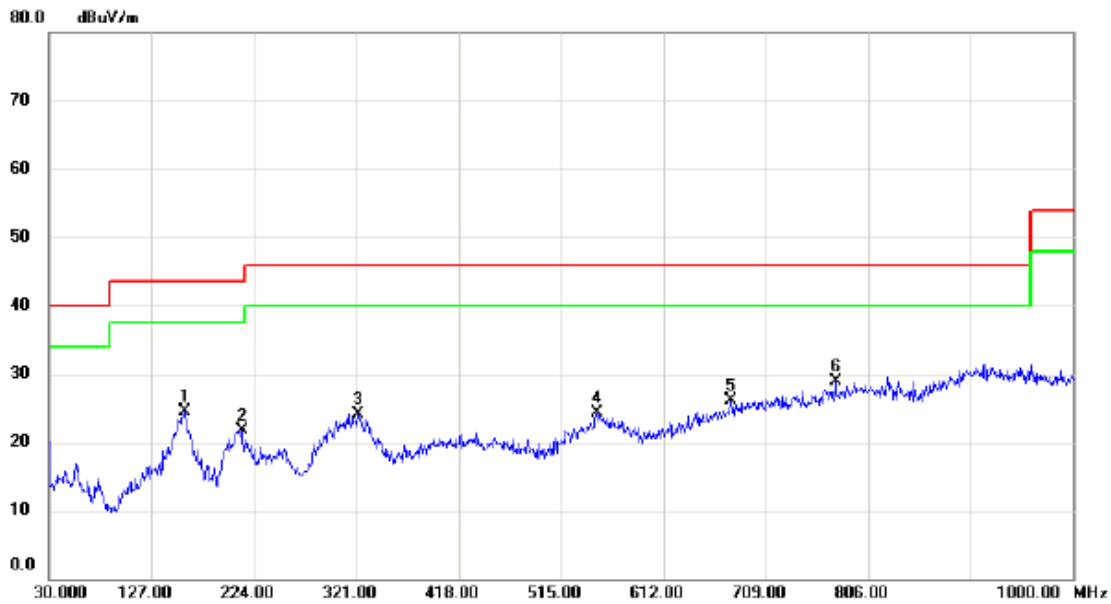
Vertical



No.	Mk.	Freq. MHz	Reading Level dBuV	Correct Factor dB	Measure- ment dBuV/m	Limit dBuV/m	Margin dB	Detector	Comment
1	*	56.1900	44.44	-13.27	31.17	40.00	-8.83	peak	
2		159.0100	36.83	-12.27	24.56	43.50	-18.94	peak	
3		314.2100	35.53	-10.79	24.74	46.00	-21.26	peak	
4		410.2400	29.90	-8.33	21.57	46.00	-24.43	peak	
5		549.9200	29.59	-5.28	24.31	46.00	-21.69	peak	
6		824.4300	30.94	-1.50	29.44	46.00	-16.56	peak	

Test Mode: UNII-3/TX A Mode 5745MHz_BYD (UK)

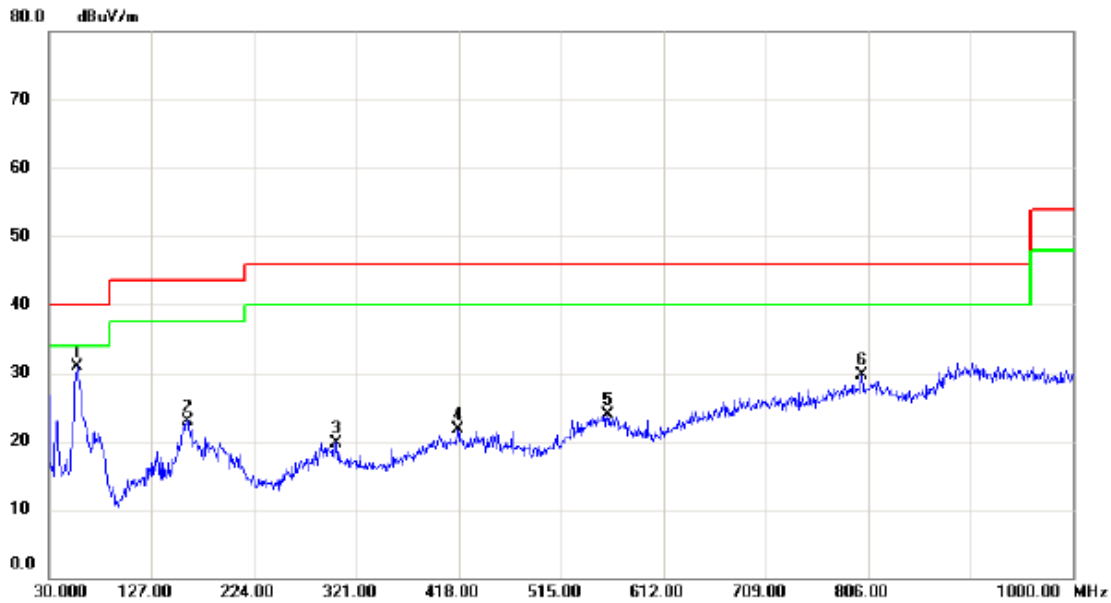
Horizontal



No.	Mk.	Freq. MHz	Reading Level dBuV	Correct Factor dB	Measure- ment dBuV/m	Limit dBuV/m	Margin dB	Detector	Comment
1		159.0100	36.83	-12.27	24.56	43.50	-18.94	peak	
2		212.3600	36.43	-14.69	21.74	43.50	-21.76	peak	
3		322.9400	35.09	-10.99	24.10	46.00	-21.90	peak	
4		549.9200	29.59	-5.28	24.31	46.00	-21.69	peak	
5		676.0200	30.07	-3.98	26.09	46.00	-19.91	peak	
6	*	774.9600	30.65	-1.84	28.81	46.00	-17.19	peak	

Test Mode: UNII-3/TX A Mode 5825MHz_BYD (UK)

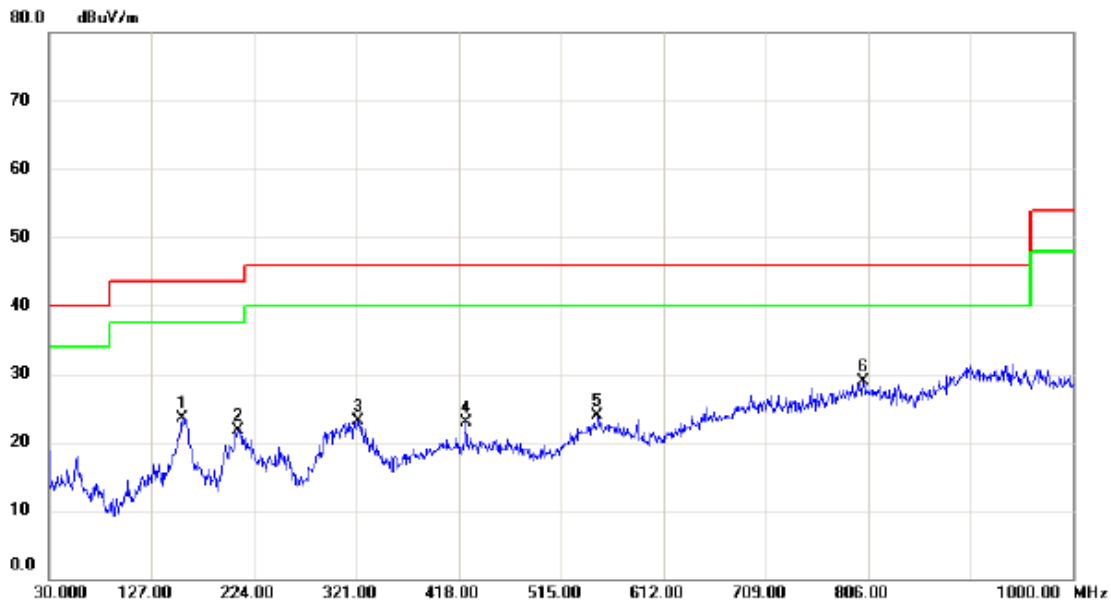
Vertical



No.	Mk.	Freq. MHz	Reading Level dBuV	Correct Factor dB	Measure- ment dBuV/m	Limit dBuV/m	Margin dB	Detector	Comment
1	*	56.1900	44.27	-13.27	31.00	40.00	-9.00	peak	
2		160.9500	35.21	-12.21	23.00	43.50	-20.50	peak	
3		302.5700	30.32	-10.52	19.80	46.00	-26.20	peak	
4		417.0300	30.02	-8.38	21.64	46.00	-24.36	peak	
5		559.6200	29.59	-5.78	23.81	46.00	-22.19	peak	
6		800.1800	30.38	-0.75	29.63	46.00	-16.37	peak	

Test Mode: UNII-3/TX A Mode 5825MHz_BYD (UK)

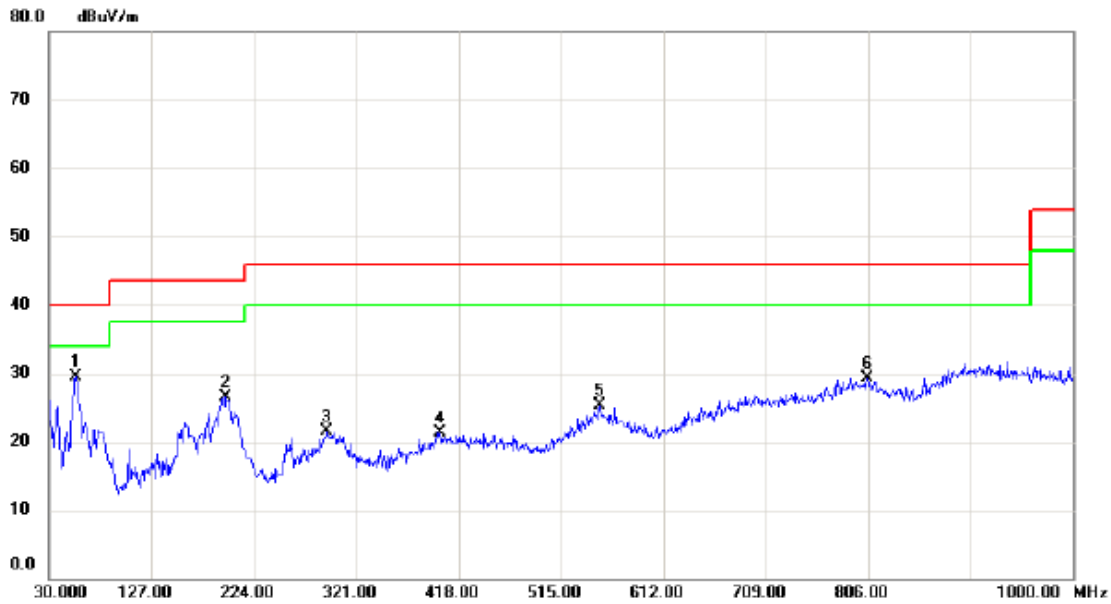
Horizontal



No.	Mk.	Freq. MHz	Reading Level dBuV	Correct Factor dB	Measure- ment dBuV/m	Limit dBuV/m	Margin dB	Detector	Comment
1		156.1000	35.99	-12.50	23.49	43.50	-20.01	peak	
2		208.4800	36.44	-14.73	21.71	43.50	-21.79	peak	
3		322.9400	34.13	-10.99	23.14	46.00	-22.86	peak	
4		424.7900	31.27	-8.43	22.84	46.00	-23.16	peak	
5		549.9200	29.15	-5.28	23.87	46.00	-22.13	peak	
6	*	801.1500	29.72	-0.77	28.95	46.00	-17.05	peak	

Test Mode: UNII-1/TX A Mode 5180MHz_Salcomp (UK)

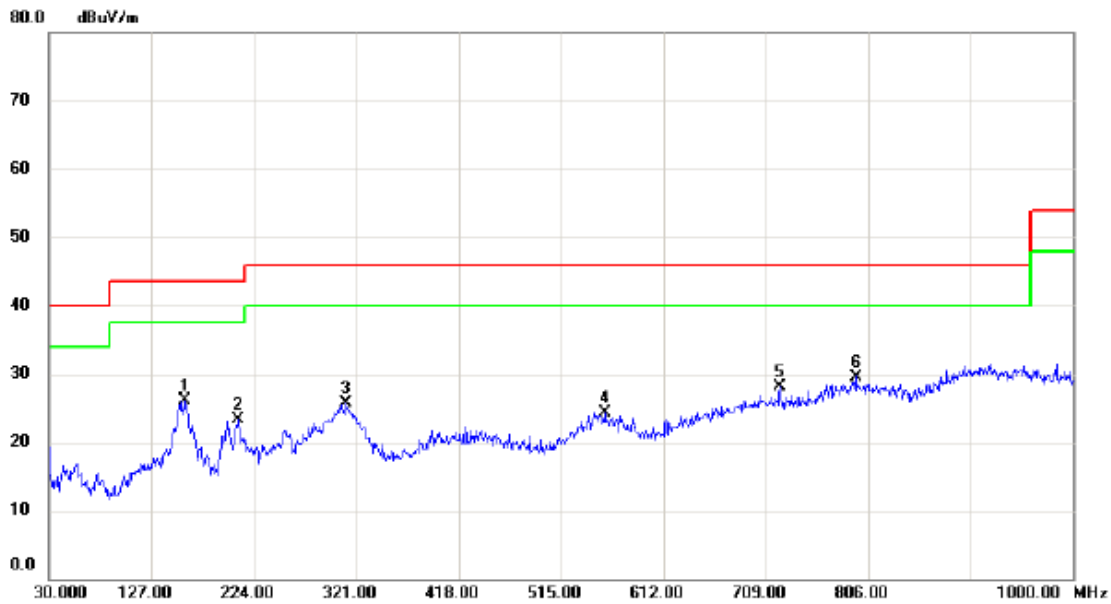
Vertical



No.	Mk.	Freq. MHz	Reading Level dBuV	Correct Factor dB	Measure- ment dBuV/m	Limit dBuV/m	Margin dB	Detector	Comment
1	*	55.2200	42.87	-13.34	29.53	40.00	-10.47	peak	
2		197.8100	41.02	-14.43	26.59	43.50	-16.91	peak	
3		293.8400	32.71	-11.12	21.59	46.00	-24.41	peak	
4		400.5400	29.62	-8.27	21.35	46.00	-24.65	peak	
5		551.8600	30.71	-5.37	25.34	46.00	-20.66	peak	
6		805.0300	30.21	-0.90	29.31	46.00	-16.69	peak	

Test Mode: UNII-1/TX A Mode 5180MHz_Salcomp (UK)

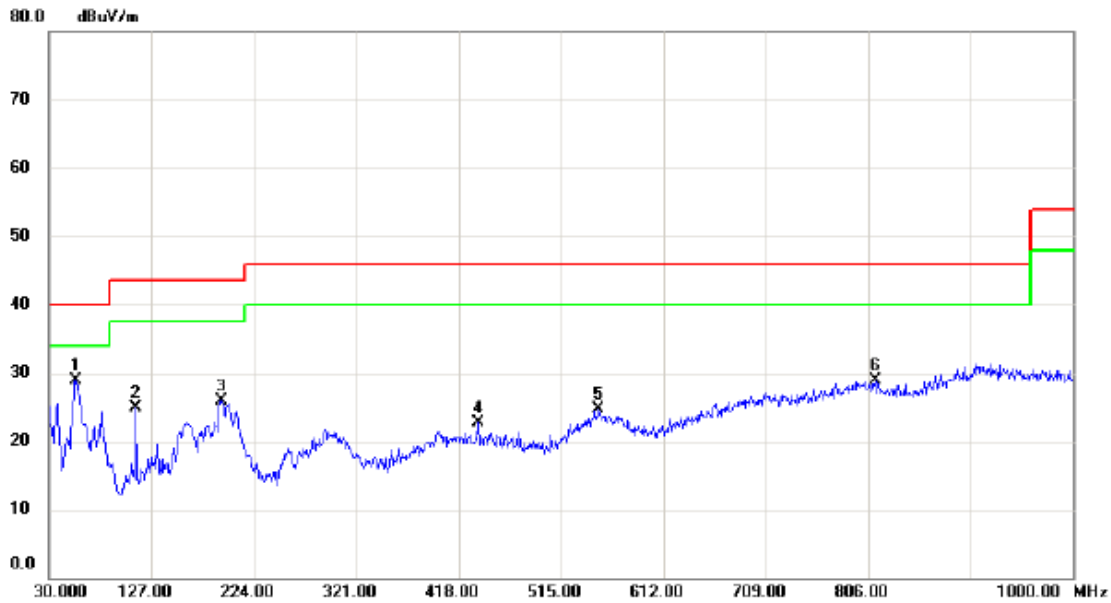
Horizontal



No.	Mk.	Freq. MHz	Reading Level dBuV	Correct Factor dB	Measure- ment dBuV/m	Limit dBuV/m	Margin dB	Detector	Comment
1		159.0100	38.34	-12.27	26.07	43.50	-17.43	peak	
2		209.4500	38.00	-14.75	23.25	43.50	-20.25	peak	
3		311.3000	36.34	-10.72	25.62	46.00	-20.38	peak	
4		556.7100	29.94	-5.62	24.32	46.00	-21.68	peak	
5		722.5800	30.99	-2.97	28.02	46.00	-17.98	peak	
6	*	794.3600	30.58	-0.98	29.60	46.00	-16.40	peak	

Test Mode: UNII-1/TX A Mode 5240MHz_Salcomp (UK)

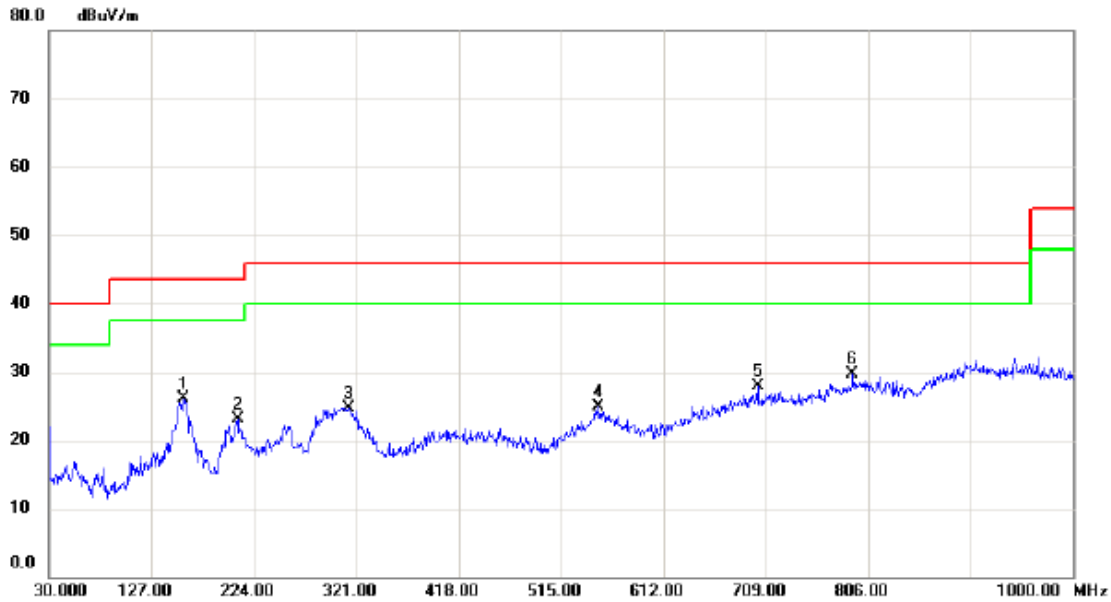
Vertical



No.	Mk.	Freq. MHz	Reading Level dBuV	Correct Factor dB	Measure- ment dBuV/m	Limit dBuV/m	Margin dB	Detector	Comment
1	*	55.2200	42.23	-13.34	28.89	40.00	-11.11	peak	
2		112.4500	39.31	-14.35	24.96	43.50	-18.54	peak	
3		192.9600	40.12	-14.18	25.94	43.50	-17.56	peak	
4		436.4300	31.12	-8.50	22.62	46.00	-23.38	peak	
5		550.8900	29.96	-5.33	24.63	46.00	-21.37	peak	
6		812.7900	30.03	-1.14	28.89	46.00	-17.11	peak	

Test Mode: UNII-1/TX A Mode 5240MHz_Salcomp (UK)

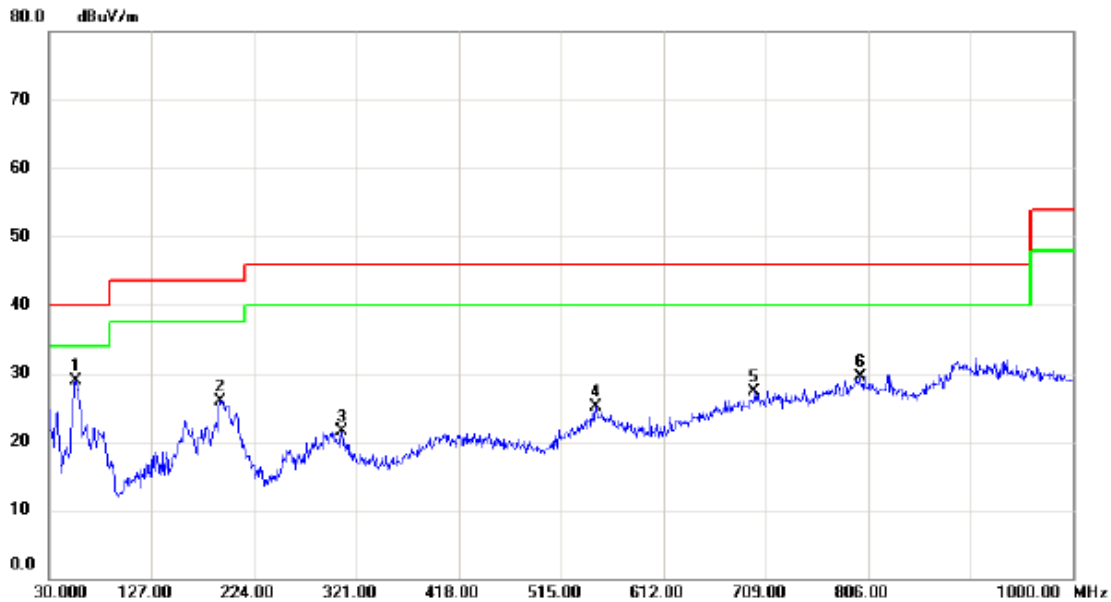
Horizontal



No.	Mk.	Freq. MHz	Reading Level dBuV	Correct Factor dB	Measure- ment dBuV/m	Limit dBuV/m	Margin dB	Detector	Comment
1		157.0700	38.49	-12.43	26.06	43.50	-17.44	peak	
2		208.4800	37.86	-14.73	23.13	43.50	-20.37	peak	
3		313.2400	35.54	-10.76	24.78	46.00	-21.22	peak	
4		550.8900	30.17	-5.33	24.84	46.00	-21.16	peak	
5		701.2400	30.84	-3.00	27.84	46.00	-18.16	peak	
6	*	791.4500	30.80	-1.11	29.69	46.00	-16.31	peak	

Test Mode: UNII-2A/TX A Mode 5260MHz_Salcomp (UK)

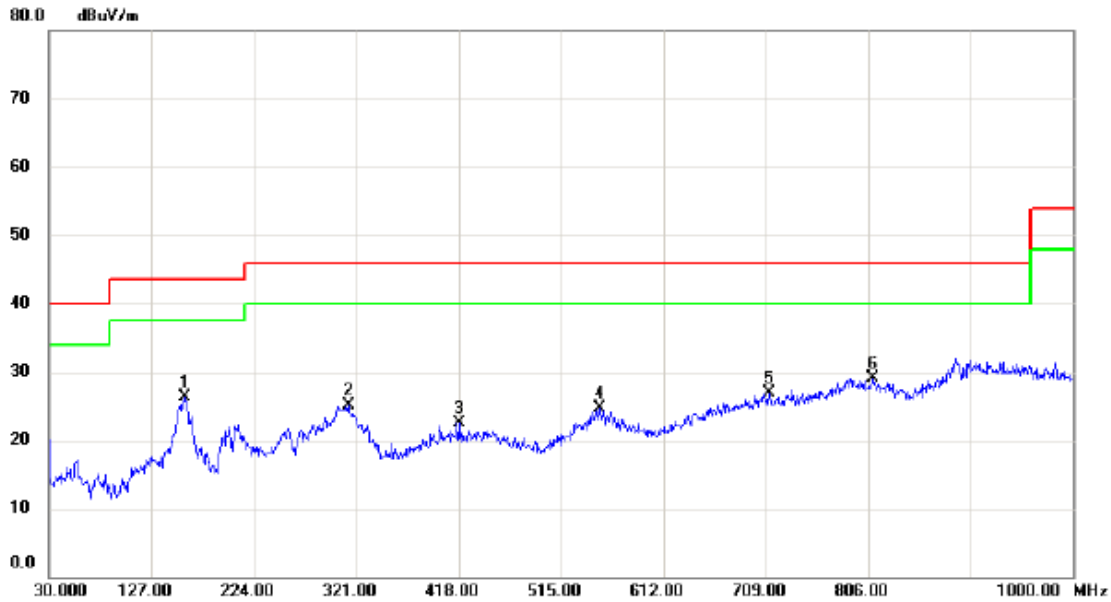
Vertical



No.	Mk.	Freq. MHz	Reading Level dBuV	Correct Factor dB	Measure- ment dBuV/m	Limit dBuV/m	Margin dB	Detector	Comment
1	*	55.2200	42.29	-13.34	28.95	40.00	-11.05	peak	
2		191.9900	40.12	-14.13	25.99	43.50	-17.51	peak	
3		307.4200	32.16	-10.64	21.52	46.00	-24.48	peak	
4		547.9800	30.66	-5.48	25.18	46.00	-20.82	peak	
5		698.3300	30.48	-3.08	27.40	46.00	-18.60	peak	
6		798.2400	30.38	-0.82	29.56	46.00	-16.44	peak	

Test Mode: UNII-2A/TX A Mode 5260MHz_Salcomp (UK)

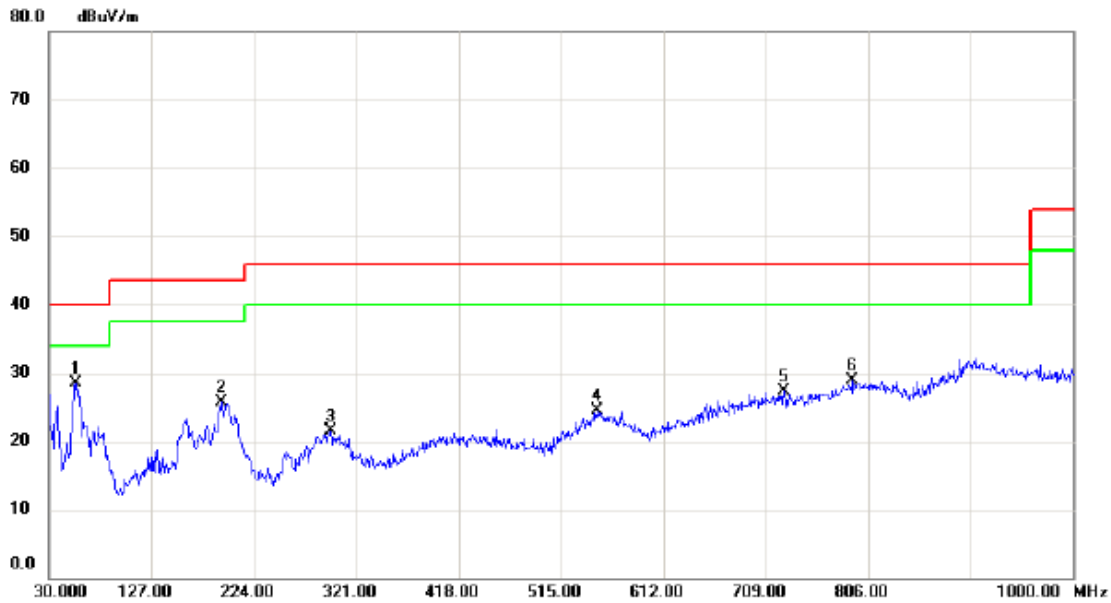
Horizontal



No.	Mk.	Freq. MHz	Reading Level dBuV	Correct Factor dB	Measure- ment dBuV/m	Limit dBuV/m	Margin dB	Detector	Comment
1		159.0100	38.63	-12.27	26.36	43.50	-17.14	peak	
2		313.2400	35.83	-10.76	25.07	46.00	-20.93	peak	
3		418.9700	30.87	-8.39	22.48	46.00	-23.52	peak	
4		551.8600	30.01	-5.37	24.64	46.00	-21.36	peak	
5		711.9100	29.86	-2.99	26.87	46.00	-19.13	peak	
6	*	810.8500	30.24	-1.07	29.17	46.00	-16.83	peak	

Test Mode: UNII-2A/TX A Mode 5320MHz_Salcomp (UK)

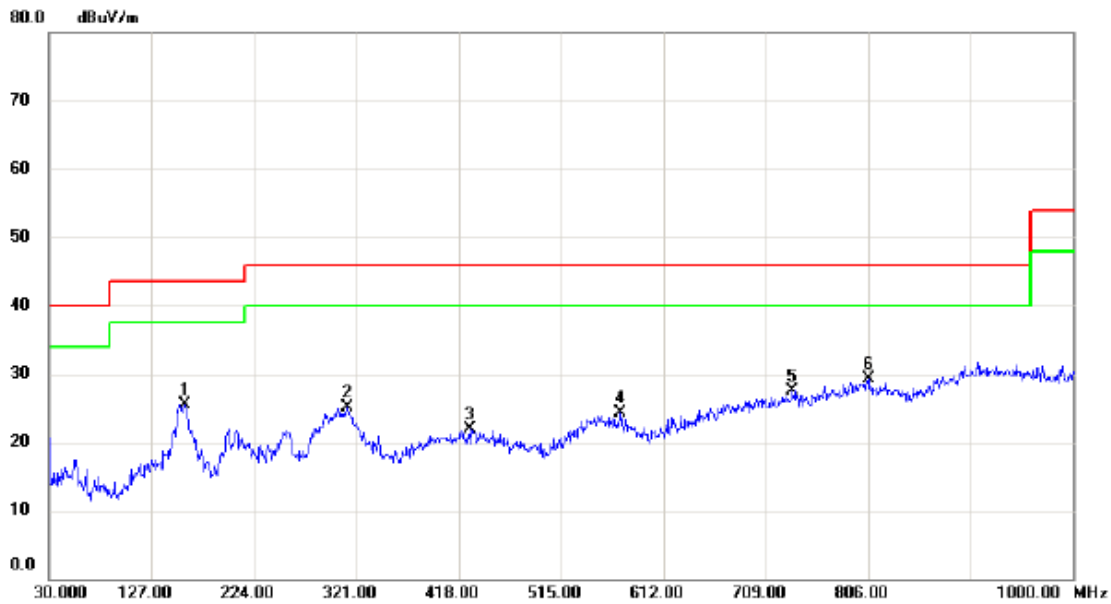
Vertical



No.	Mk.	Freq. MHz	Reading Level dBuV	Correct Factor dB	Measure- ment dBuV/m	Limit dBuV/m	Margin dB	Detector	Comment
1	*	55.2200	41.84	-13.34	28.50	40.00	-11.50	peak	
2		193.9300	39.89	-14.23	25.66	43.50	-17.84	peak	
3		296.7500	32.24	-10.81	21.43	46.00	-24.57	peak	
4		548.9500	29.91	-5.37	24.54	46.00	-21.46	peak	
5		726.4600	30.32	-2.97	27.35	46.00	-18.65	peak	
6		791.4500	30.08	-1.11	28.97	46.00	-17.03	peak	

Test Mode: UNII-2A/TX A Mode 5320MHz_Salcomp (UK)

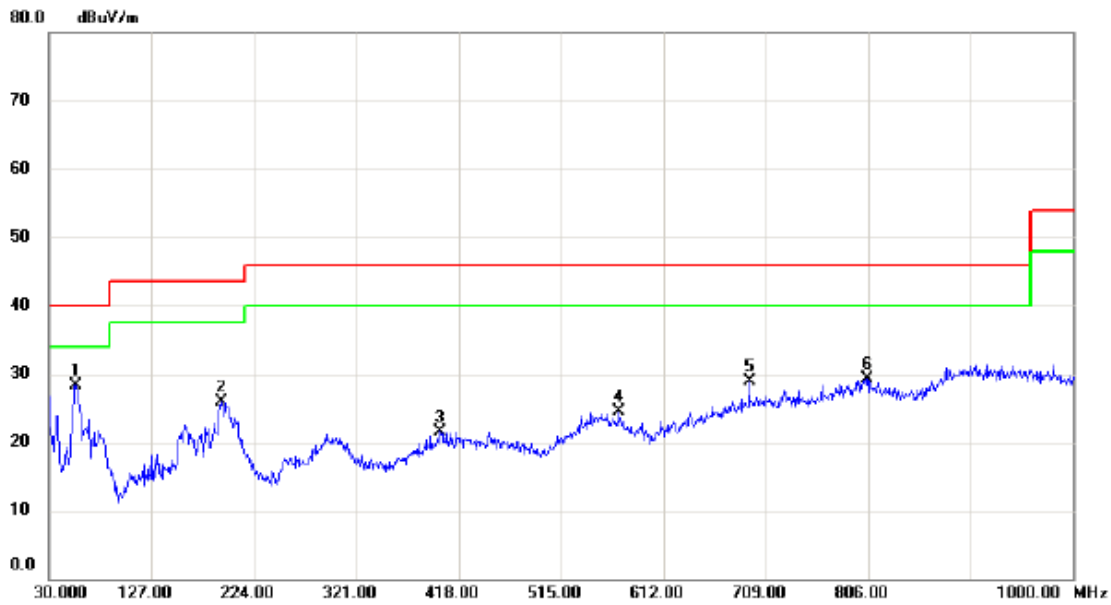
Horizontal



No.	Mk.	Freq. MHz	Reading Level dBuV	Correct Factor dB	Measure- ment dBuV/m	Limit dBuV/m	Margin dB	Detector	Comment
1		158.0400	37.92	-12.35	25.57	43.50	-17.93	peak	
2		312.2700	35.90	-10.75	25.15	46.00	-20.85	peak	
3		428.6700	30.36	-8.44	21.92	46.00	-24.08	peak	
4		571.2600	30.62	-6.38	24.24	46.00	-21.76	peak	
5		734.2200	30.54	-2.95	27.59	46.00	-18.41	peak	
6	*	806.0000	30.20	-0.93	29.27	46.00	-16.73	peak	

Test Mode: UNII-2C/TX A Mode 5500MHz_Salcomp (UK)

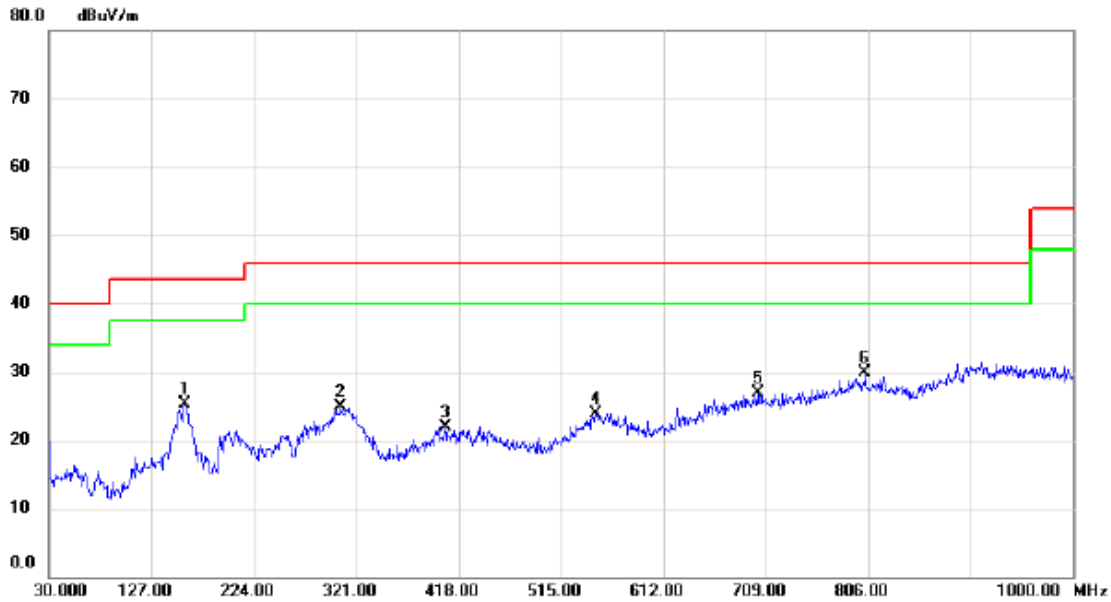
Vertical



No.	Mk.	Freq. MHz	Reading Level dBuV	Correct Factor dB	Measure- ment dBuV/m	Limit dBuV/m	Margin dB	Detector	Comment
1	*	55.2200	41.73	-13.34	28.39	40.00	-11.61	peak	
2		193.9300	40.13	-14.23	25.90	43.50	-17.60	peak	
3		400.5400	29.87	-8.27	21.60	46.00	-24.40	peak	
4		570.2900	30.83	-6.33	24.50	46.00	-21.50	peak	
5		693.4800	32.13	-3.27	28.86	46.00	-17.14	peak	
6		805.0300	30.26	-0.90	29.36	46.00	-16.64	peak	

Test Mode: UNII-2C/TX A Mode 5500MHz_Salcomp (UK)

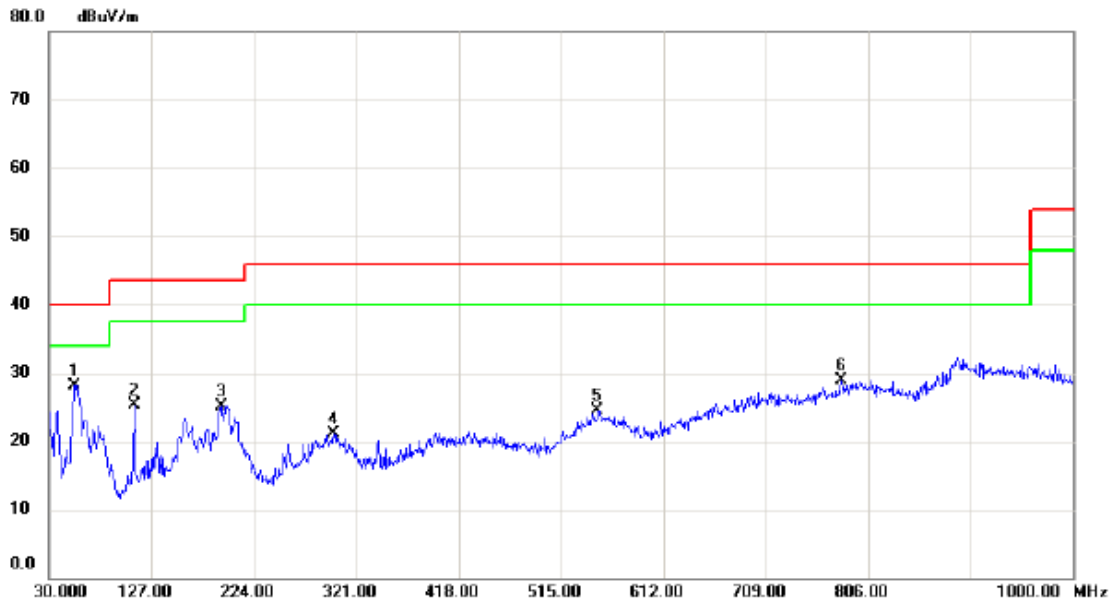
Horizontal



No.	Mk.	Freq. MHz	Reading Level dBuV	Correct Factor dB	Measure- ment dBuV/m	Limit dBuV/m	Margin dB	Detector	Comment
1		158.0400	37.69	-12.35	25.34	43.50	-18.16	peak	
2		306.4500	35.44	-10.61	24.83	46.00	-21.17	peak	
3		405.3900	30.29	-8.30	21.99	46.00	-24.01	peak	
4		547.9800	29.46	-5.48	23.98	46.00	-22.02	peak	
5		701.2400	29.92	-3.00	26.92	46.00	-19.08	peak	
6	*	803.0900	30.76	-0.84	29.92	46.00	-16.08	peak	

Test Mode: UNII-2C/TX A Mode 5700MHz_Salcomp (UK)

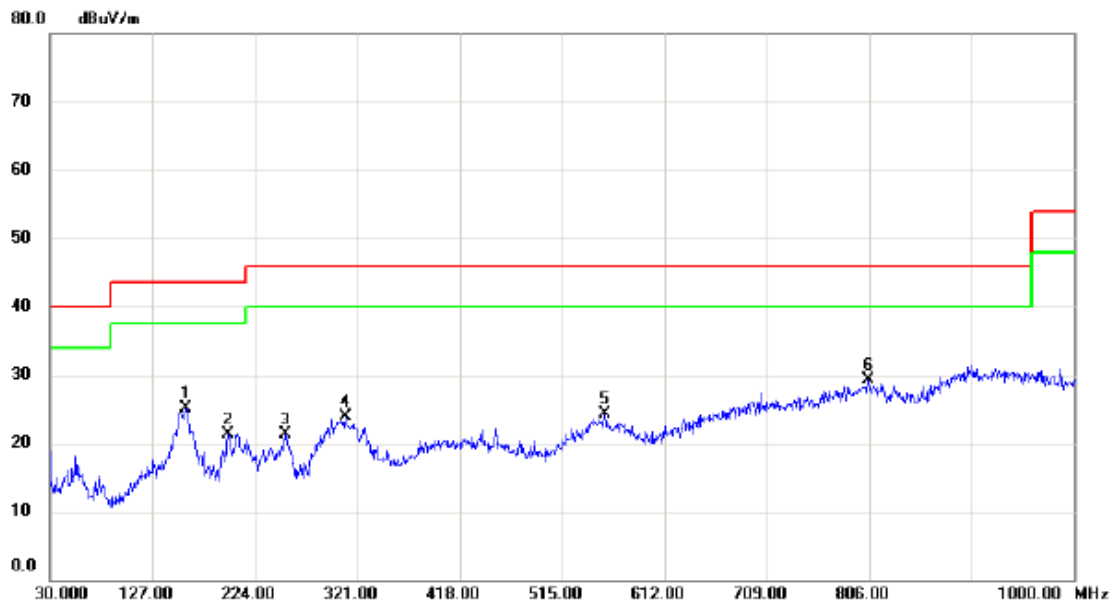
Vertical



No.	Mk.	Freq. MHz	Reading Level dBuV	Correct Factor dB	Measure- ment dBuV/m	Limit dBuV/m	Margin dB	Detector	Comment
1	*	54.2500	41.65	-13.49	28.16	40.00	-11.84	peak	
2		110.5100	39.98	-14.58	25.40	43.50	-18.10	peak	
3		192.9600	39.37	-14.18	25.19	43.50	-18.31	peak	
4		299.6600	31.52	-10.49	21.03	46.00	-24.97	peak	
5		549.9200	29.79	-5.28	24.51	46.00	-21.49	peak	
6		780.7800	30.46	-1.58	28.88	46.00	-17.12	peak	

Test Mode: UNII-2C/TX A Mode 5700MHz_Salcomp (UK)

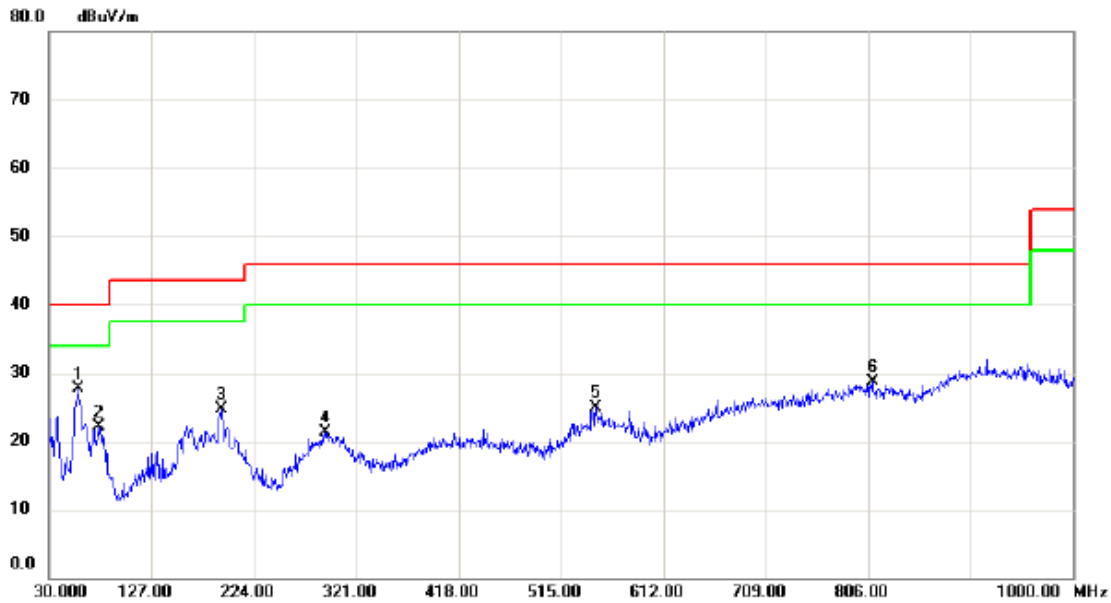
Horizontal



No.	Mk.	Freq. MHz	Reading Level dBuV	Correct Factor dB	Measure- ment dBuV/m	Limit dBuV/m	Margin dB	Detector	Comment
1		159.0100	37.43	-12.27	25.16	43.50	-18.34	peak	
2		198.7800	35.77	-14.48	21.29	43.50	-22.21	peak	
3		253.1000	35.66	-14.41	21.25	46.00	-24.75	peak	
4		309.3600	34.50	-10.68	23.82	46.00	-22.18	peak	
5		555.7400	29.95	-5.58	24.37	46.00	-21.63	peak	
6	*	805.0300	30.29	-0.90	29.39	46.00	-16.61	peak	

Test Mode: UNII-3/TX A Mode 5745MHz_Salcomp (UK)

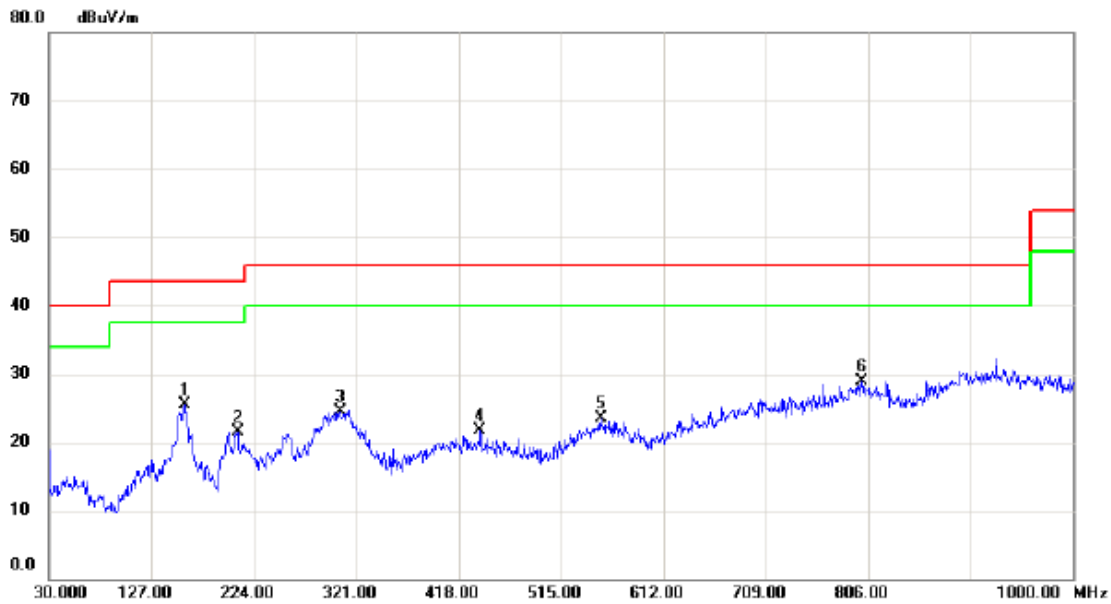
Vertical



No.	Mk.	Freq. MHz	Reading Level dBuV	Correct Factor dB	Measure- ment dBuV/m	Limit dBuV/m	Margin dB	Detector	Comment
1	*	57.1600	41.22	-13.54	27.68	40.00	-12.32	peak	
2		76.5600	38.46	-16.35	22.11	40.00	-17.89	peak	
3		192.9600	38.80	-14.18	24.62	43.50	-18.88	peak	
4		291.9000	32.59	-11.33	21.26	46.00	-24.74	peak	
5		547.9800	30.45	-5.48	24.97	46.00	-21.03	peak	
6		809.8800	29.72	-1.06	28.66	46.00	-17.34	peak	

Test Mode: UNII-3/TX A Mode 5745MHz_Salcomp (UK)

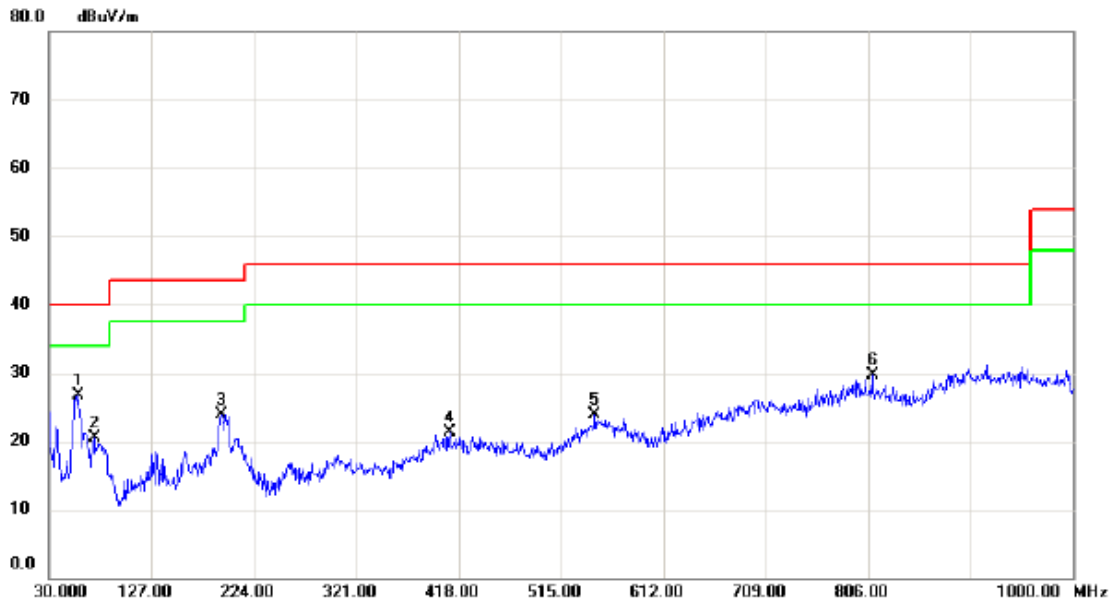
Horizontal



No.	Mk.	Freq. MHz	Reading Level dBuV	Correct Factor dB	Measure- ment dBuV/m	Limit dBuV/m	Margin dB	Detector	Comment
1		159.0100	37.70	-12.27	25.43	43.50	-18.07	peak	
2		208.4800	36.24	-14.73	21.51	43.50	-21.99	peak	
3		305.4800	35.18	-10.59	24.59	46.00	-21.41	peak	
4		438.3700	30.25	-8.50	21.75	46.00	-24.25	peak	
5		552.8300	28.84	-5.42	23.42	46.00	-22.58	peak	
6	*	800.1800	29.75	-0.75	29.00	46.00	-17.00	peak	

Test Mode: UNII-3/TX A Mode 5825MHz_Salcomp (UK)

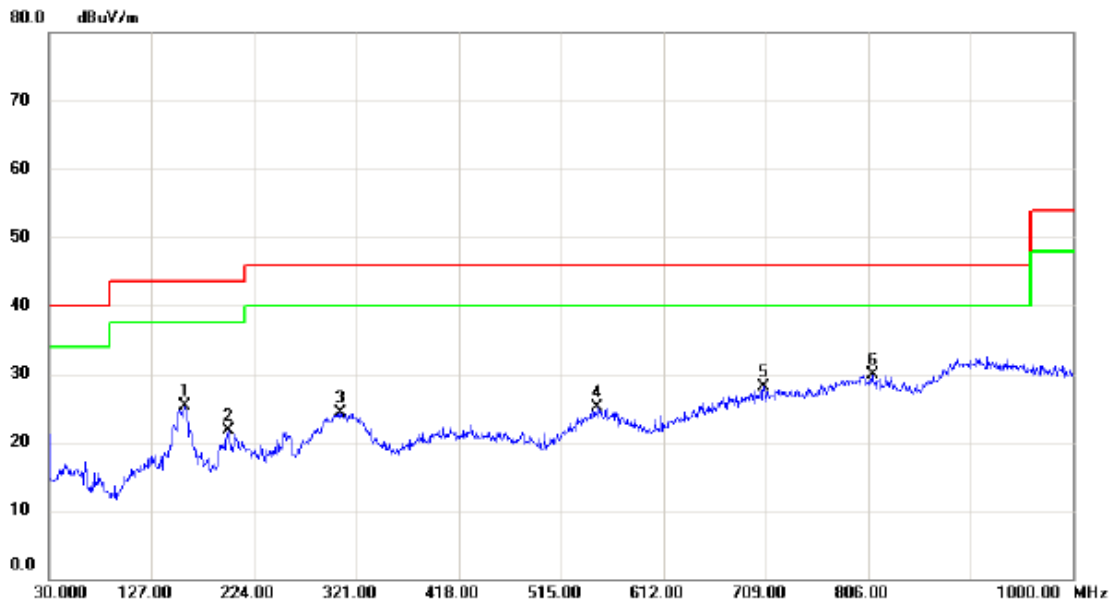
Vertical



No.	Mk.	Freq. MHz	Reading Level dBuV	Correct Factor dB	Measure- ment dBuV/m	Limit dBuV/m	Margin dB	Detector	Comment
1	*	57.1600	40.15	-13.54	26.61	40.00	-13.39	peak	
2		72.6800	37.02	-16.49	20.53	40.00	-19.47	peak	
3		192.9600	38.11	-14.18	23.93	43.50	-19.57	peak	
4		409.2700	29.61	-8.33	21.28	46.00	-24.72	peak	
5		547.0100	29.57	-5.58	23.99	46.00	-22.01	peak	
6		809.8800	30.73	-1.06	29.67	46.00	-16.33	peak	

Test Mode: UNII-3/TX A Mode 5825MHz_Salcomp (UK)

Horizontal

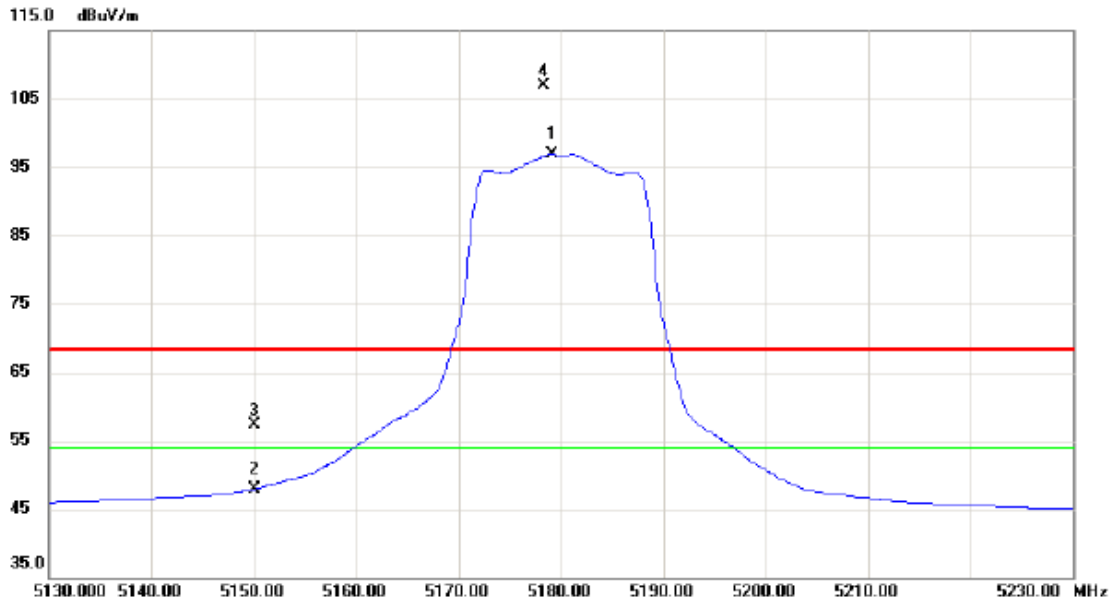


No.	Mk.	Freq. MHz	Reading Level dBuV	Correct Factor dB	Measure- ment dBuV/m	Limit dBuV/m	Margin dB	Detector	Comment
1		158.0400	37.56	-12.35	25.21	43.50	-18.29	peak	
2		199.7500	36.16	-14.52	21.64	43.50	-21.86	peak	
3		305.4800	34.91	-10.59	24.32	46.00	-21.68	peak	
4		549.9200	30.31	-5.28	25.03	46.00	-20.97	peak	
5		707.0600	31.10	-3.00	28.10	46.00	-17.90	peak	
6	*	809.8800	30.88	-1.06	29.82	46.00	-16.18	peak	

ATTACHMENT C - RADIATED EMISSION (ABOVE 1000MHZ)

Orthogonal Axis:	X
Test Mode:	UNII-1/ TX A Mode 5180MHz

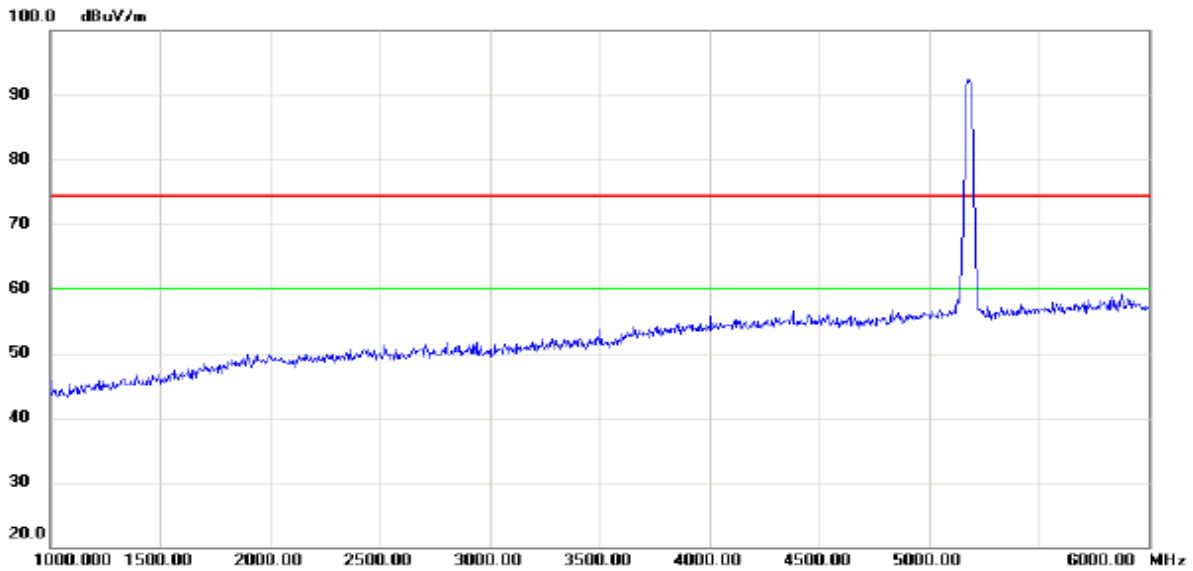
Vertical



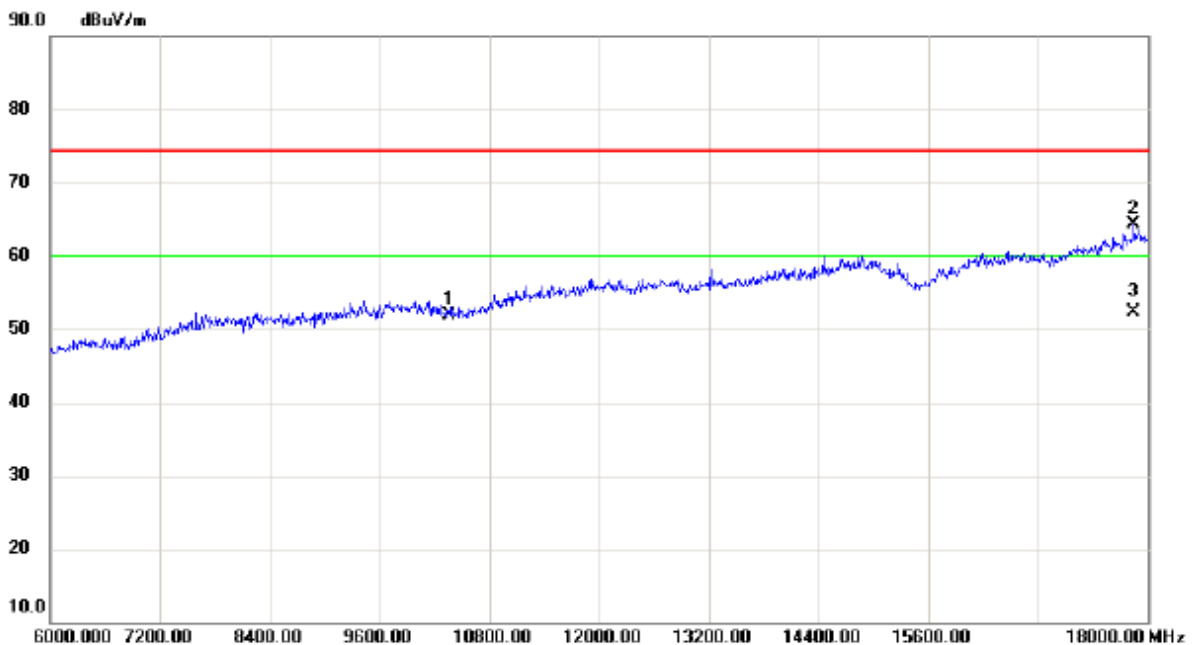
No.	Mk.	Freq. MHz	Reading Level dBuV	Correct Factor dB	Measure- ment dBuV/m	Limit dBuV/m	Margin dB	Detector	Comment
1	*	5179.100	56.45	40.50	96.95	54.00	42.95	AVG	NO LIMIT
2		5150.000	7.51	40.40	47.91	54.00	-6.09	AVG	
3		5150.000	16.93	40.40	57.33	68.30	-10.97	peak	
4	X	5178.400	66.46	40.50	106.96	68.30	38.66	peak	NO LIMIT

Orthogonal Axis:	X
Test Mode:	UNII-1/ TX A Mode 5180MHz

Vertical



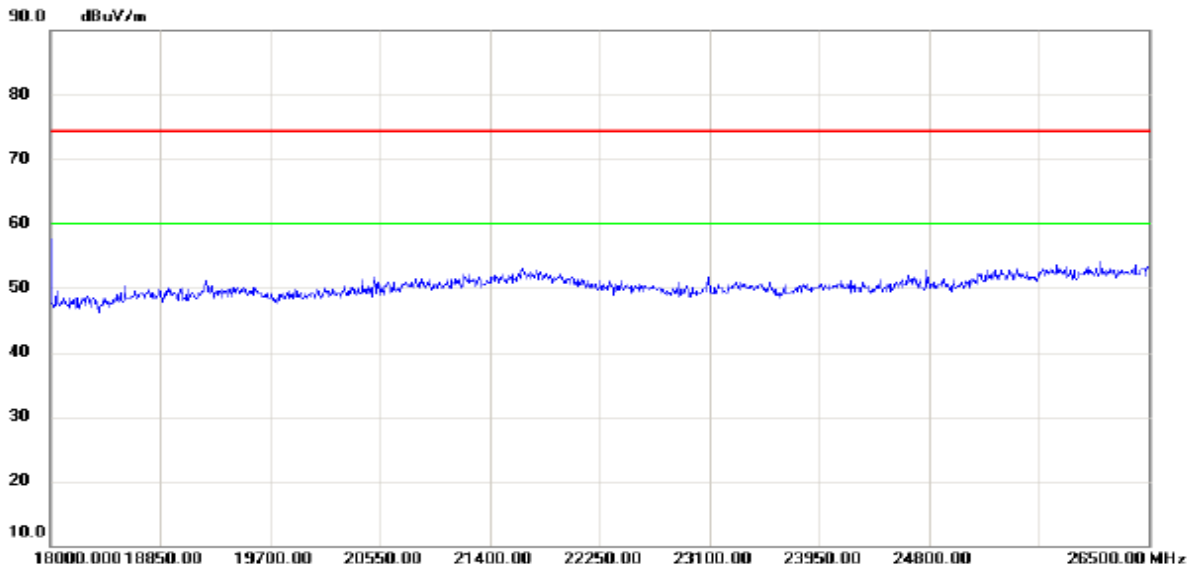
No.	Mk.	Freq. MHz	Reading Level dBuV	Correct Factor dB	Measure- ment dBuV/m	Limit dBuV/m	Margin dB	Detector	Comment
-----	-----	--------------	--------------------------	-------------------------	----------------------------	-----------------	--------------	----------	---------



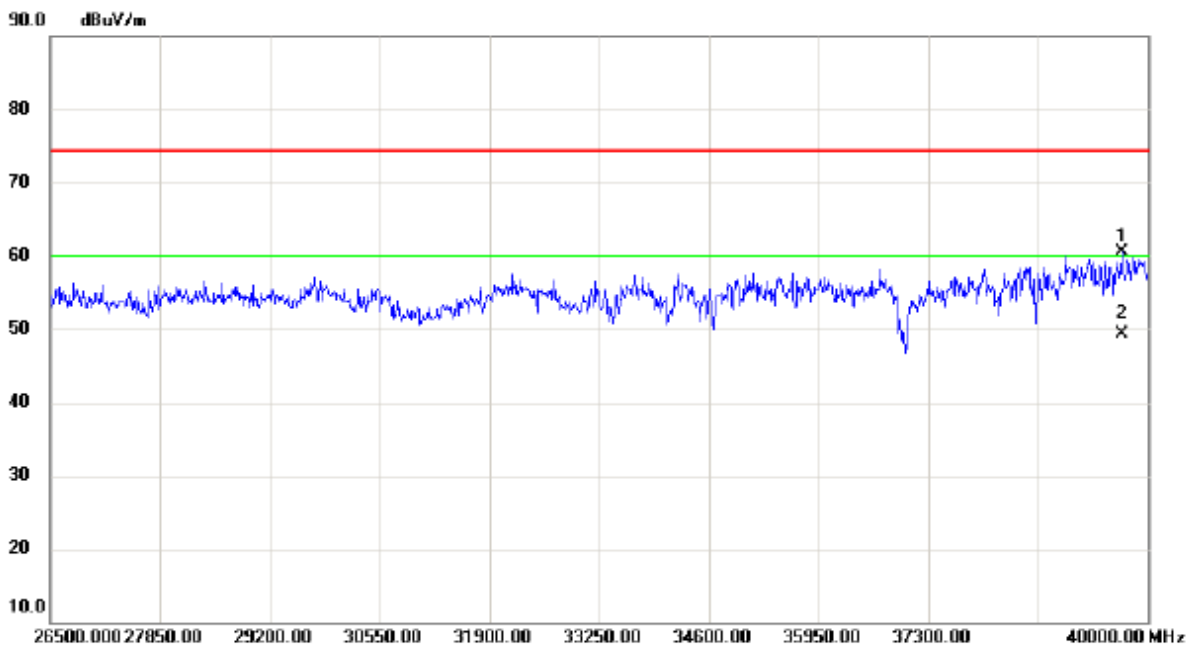
No.	Mk.	Freq. MHz	Reading Level dBuV	Correct Factor dB	Measure- ment dBuV/m	Limit dBuV/m	Margin dB	Detector	Comment
1		10360.00	38.04	13.85	51.89	74.30	-22.41	peak	
2		17844.00	40.94	23.37	64.31	74.30	-9.99	peak	

Orthogonal Axis:	X
Test Mode:	UNII-1/ TX A Mode 5180MHz

Vertical



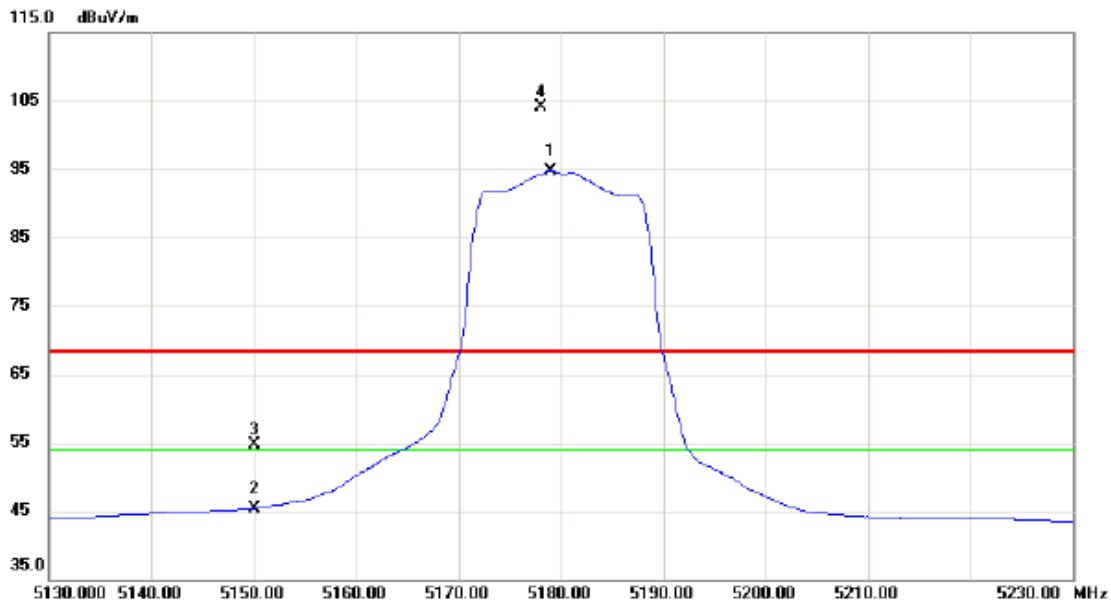
No.	Mk.	Freq. MHz	Reading Level dBuV	Correct Factor dB	Measure- ment dBuV/m	Limit dBuV/m	Margin dB	Detector	Comment
-----	-----	--------------	--------------------------	-------------------------	----------------------------	-----------------	--------------	----------	---------



No.	Mk.	Freq. MHz	Reading Level dBuV	Correct Factor dB	Measure- ment dBuV/m	Limit dBuV/m	Margin dB	Detector	Comment
1		39676.00	43.61	16.80	60.41	74.30	-13.89	peak	
2	*	39676.00	32.55	16.80	49.35	60.00	-10.65	AVG	

Orthogonal Axis:	X
Test Mode:	UNII-1/ TX A Mode 5180MHz

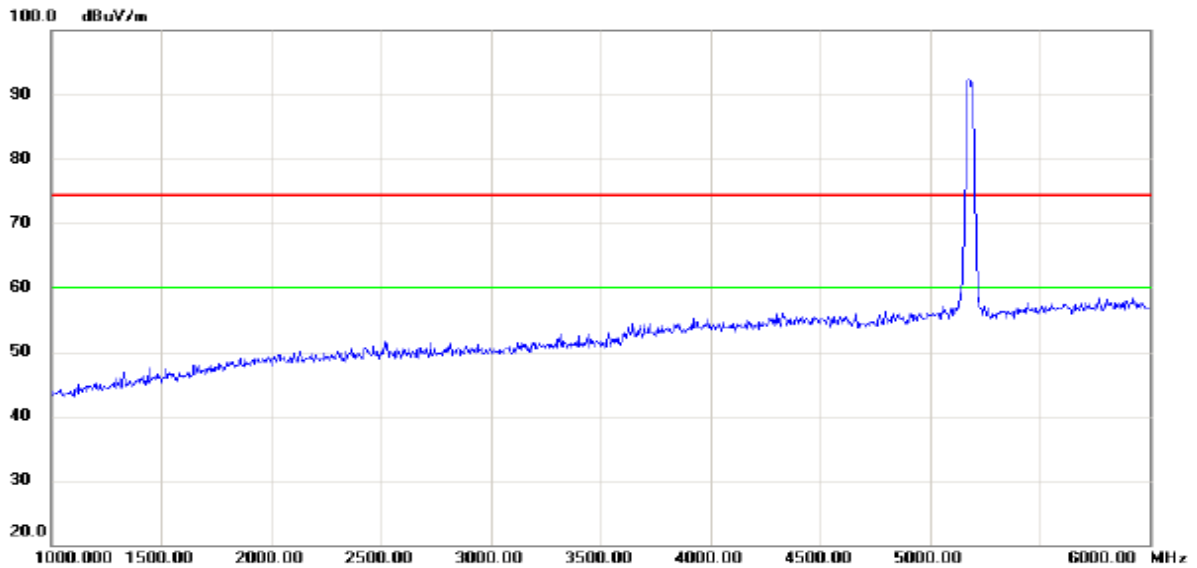
Horizontal



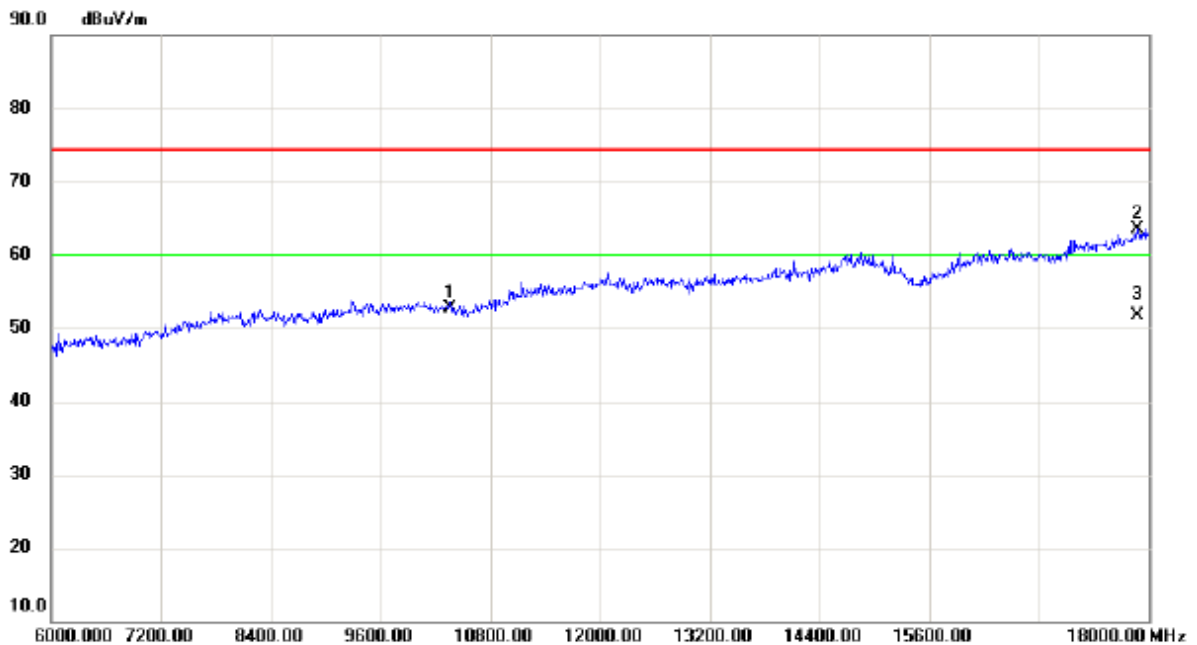
No.	Mk.	Freq. MHz	Reading Level dBuV	Correct Factor dB	Measure- ment dBuV/m	Limit dBuV/m	Margin dB	Detector	Comment
1	*	5179.000	54.27	40.50	94.77	54.00	40.77	AVG	NO LIMIT
2		5150.000	5.00	40.40	45.40	54.00	-8.60	AVG	
3		5150.000	14.23	40.40	54.63	68.30	-13.67	peak	
4	X	5178.100	63.69	40.50	104.19	68.30	35.89	peak	NO LIMIT

Orthogonal Axis:	X
Test Mode:	UNII-1/ TX A Mode 5180MHz

Horizontal



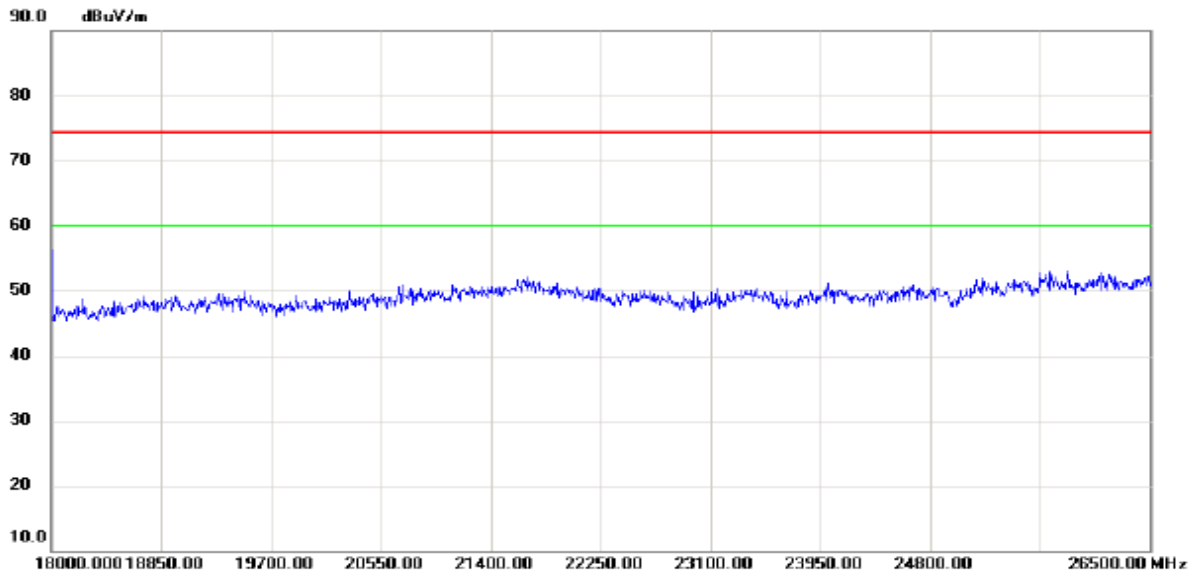
No.	Mk.	Freq.	Reading Level	Correct Factor	Measurement	Limit	Margin	Detector	Comment
		MHz	dBuV	dB	dBuV/m	dBuV/m	dB		



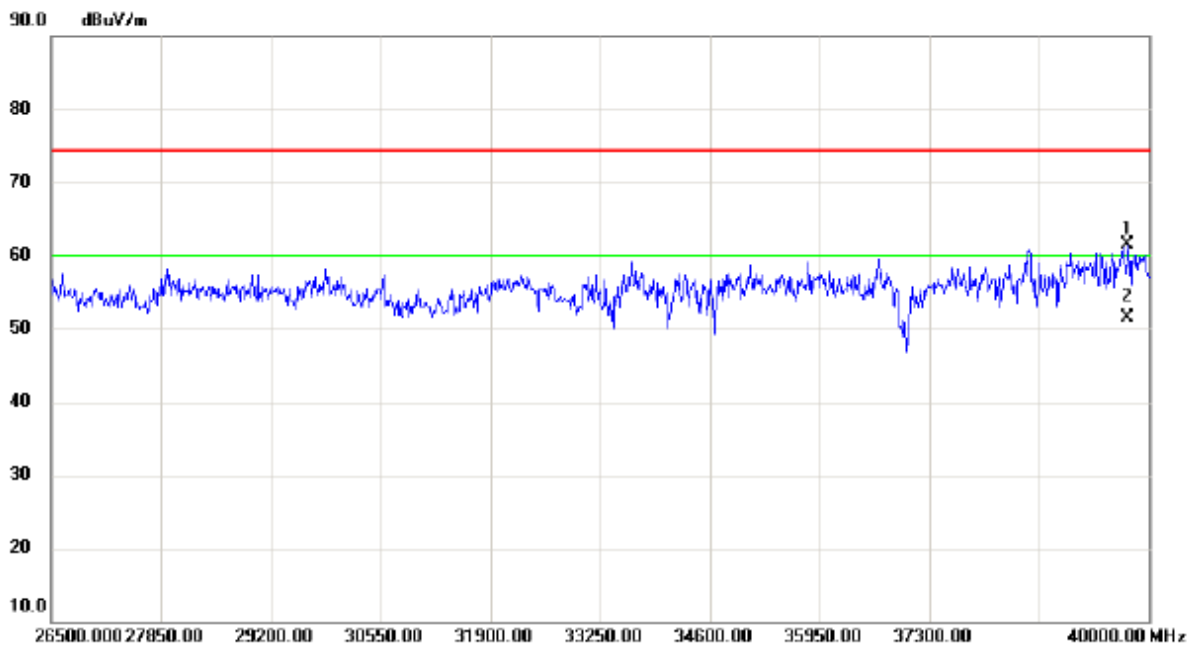
No.	Mk.	Freq.	Reading Level	Correct Factor	Measurement	Limit	Margin	Detector	Comment
		MHz	dBuV	dB	dBuV/m	dBuV/m	dB		
1		10360.00	38.94	13.85	52.79	74.30	-21.51	peak	
2		17880.00	39.95	23.47	63.42	74.30	-10.88	peak	

Orthogonal Axis:	X
Test Mode:	UNII-1/ TX A Mode 5180MHz

Horizontal

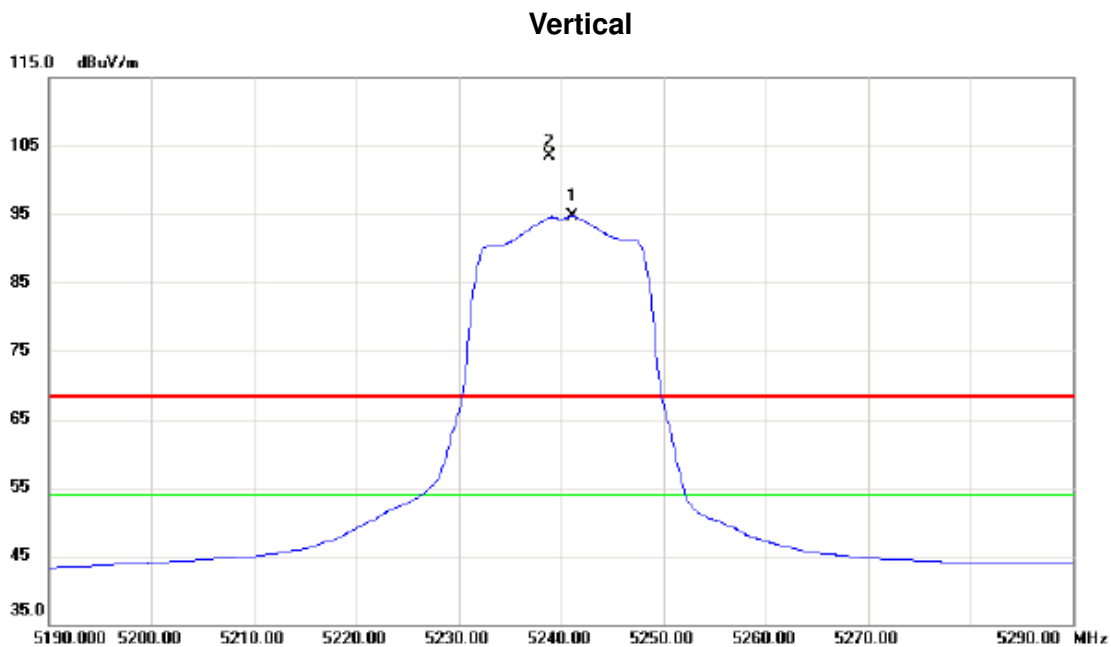


No.	Mk.	Freq.	Reading Level	Correct Factor	Measurement	Limit	Margin	Detector	Comment
		MHz	dBuV	dB	dBuV/m	dBuV/m	dB		



No.	Mk.	Freq.	Reading Level	Correct Factor	Measurement	Limit	Margin	Detector	Comment
		MHz	dBuV	dB	dBuV/m	dBuV/m	dB		
1		39743.50	44.53	16.97	61.50	74.30	-12.80	peak	
2	*	39743.50	34.54	16.97	51.51	60.00	-8.49	AVG	

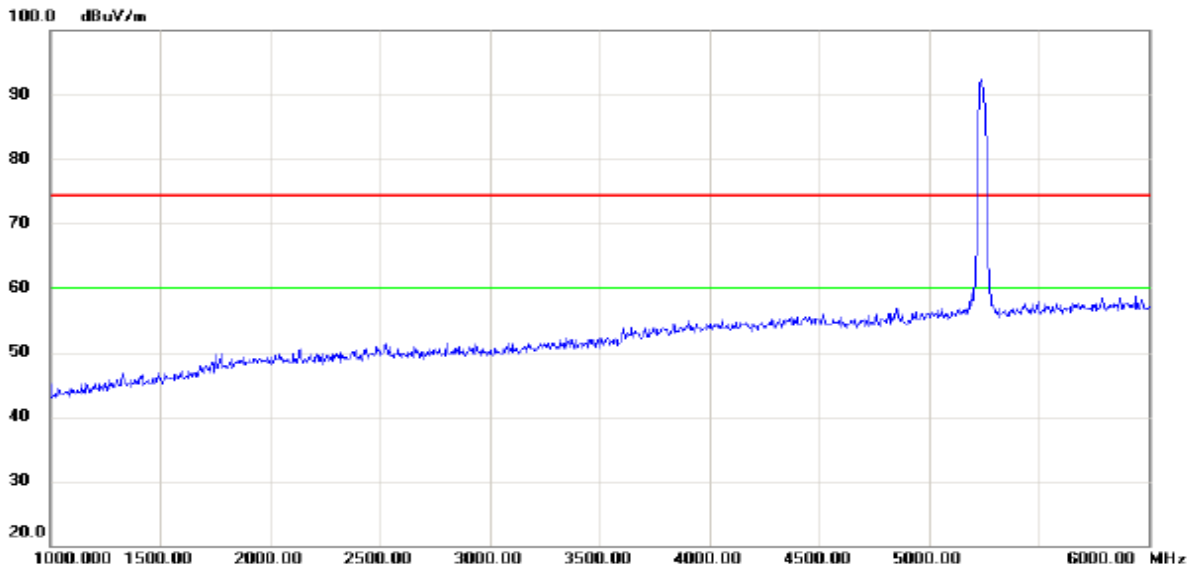
Orthogonal Axis:	X
Test Mode:	UNII-1/ TX A Mode 5240MHz



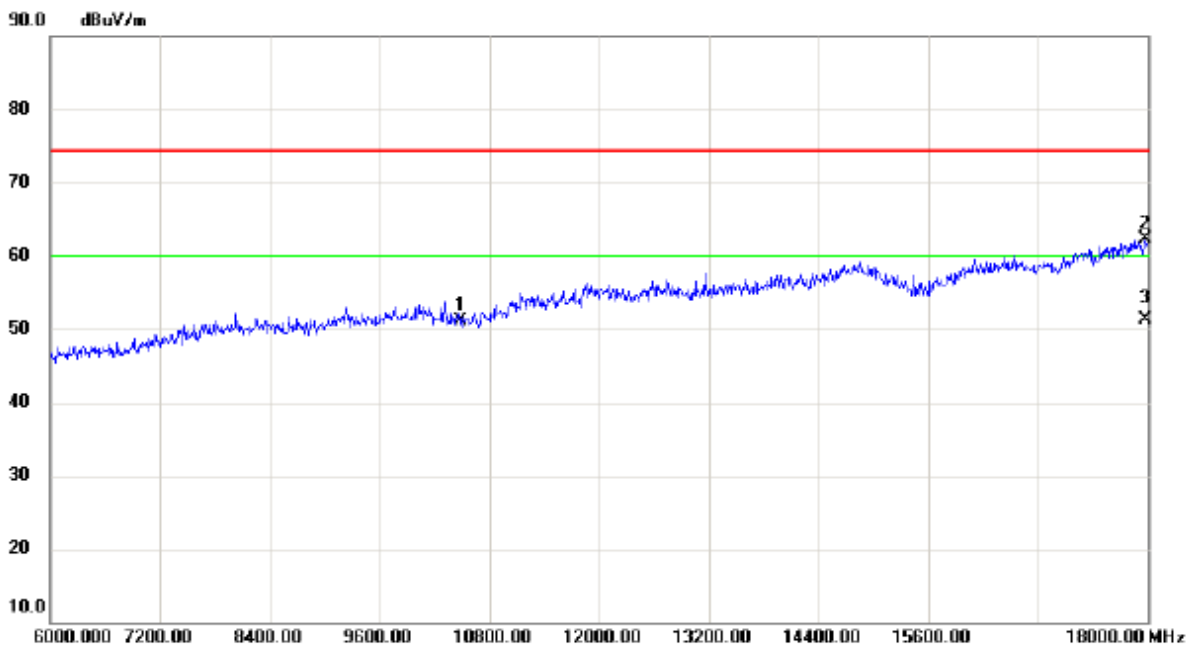
No.	Mk.	Freq. MHz	Reading Level dBuV	Correct Factor dB	Measure- ment dBuV/m	Limit dBuV/m	Margin dB	Detector	Comment
1	*	5241.100	54.02	40.71	94.73	54.00	40.73	AVG	NO LIMIT
2	X	5238.900	62.78	40.70	103.48	68.30	35.18	peak	NO LIMIT

Orthogonal Axis:	X
Test Mode:	UNII-1/ TX A Mode 5240MHz

Vertical



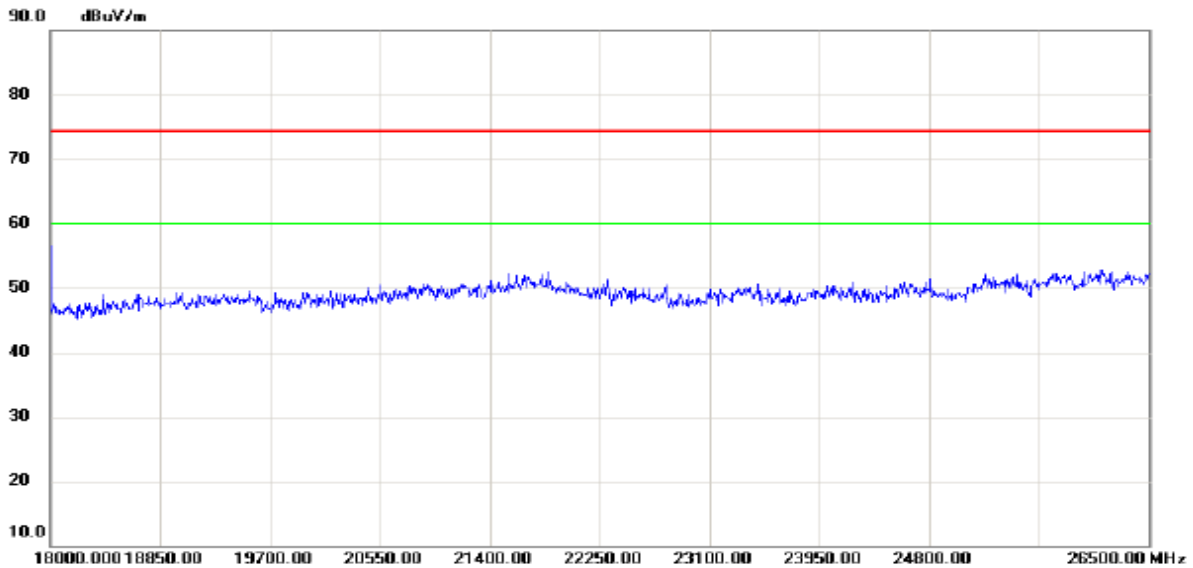
No.	Mk.	Freq. MHz	Reading Level dBuV	Correct Factor dB	Measure- ment dBuV/m	Limit dBuV/m	Margin dB	Detector	Comment
-----	-----	--------------	--------------------------	-------------------------	----------------------------	-----------------	--------------	----------	---------



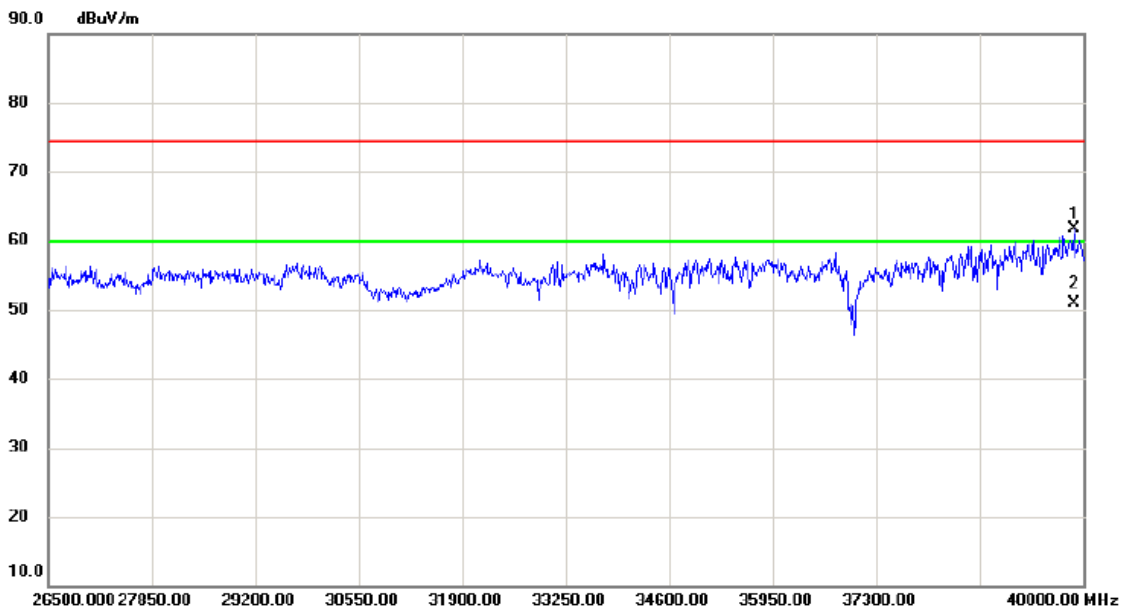
No.	Mk.	Freq. MHz	Reading Level dBuV	Correct Factor dB	Measure- ment dBuV/m	Limit dBuV/m	Margin dB	Detector	Comment
1		10480.00	37.47	13.69	51.16	74.30	-23.14	peak	
2		17976.00	38.51	23.76	62.27	74.30	-12.03	peak	

Orthogonal Axis:	X
Test Mode:	UNII-1/ TX A Mode 5240MHz

Vertical



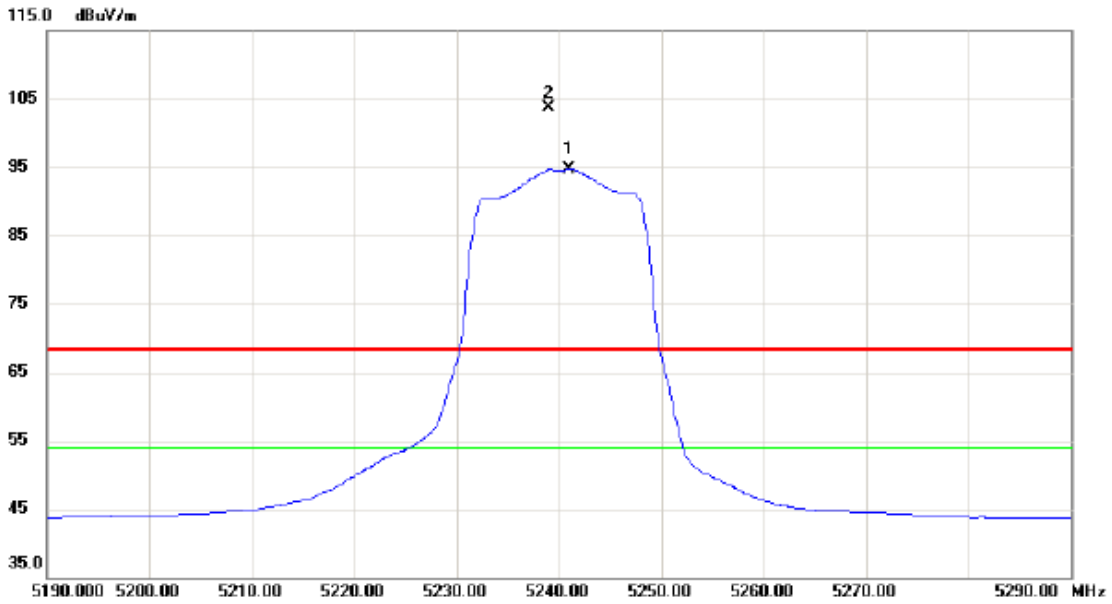
No.	Mk.	Freq.	Reading Level	Correct Factor	Measurement	Limit	Margin	Detector	Comment
		MHz	dBuV	dB	dBuV/m	dBuV/m	dB		



No.	Mk.	Freq.	Reading Level	Correct Factor	Measurement	Limit	Margin	Detector	Comment
		MHz	dBuV	dB	dBuV/m	dBuV/m	dB		
1		39878.50	44.38	17.30	61.68	74.30	-12.62	peak	
2	*	39878.50	33.64	17.30	50.94	60.00	-9.06	AVG	

Orthogonal Axis:	X
Test Mode:	UNII-1/ TX A Mode 5240MHz

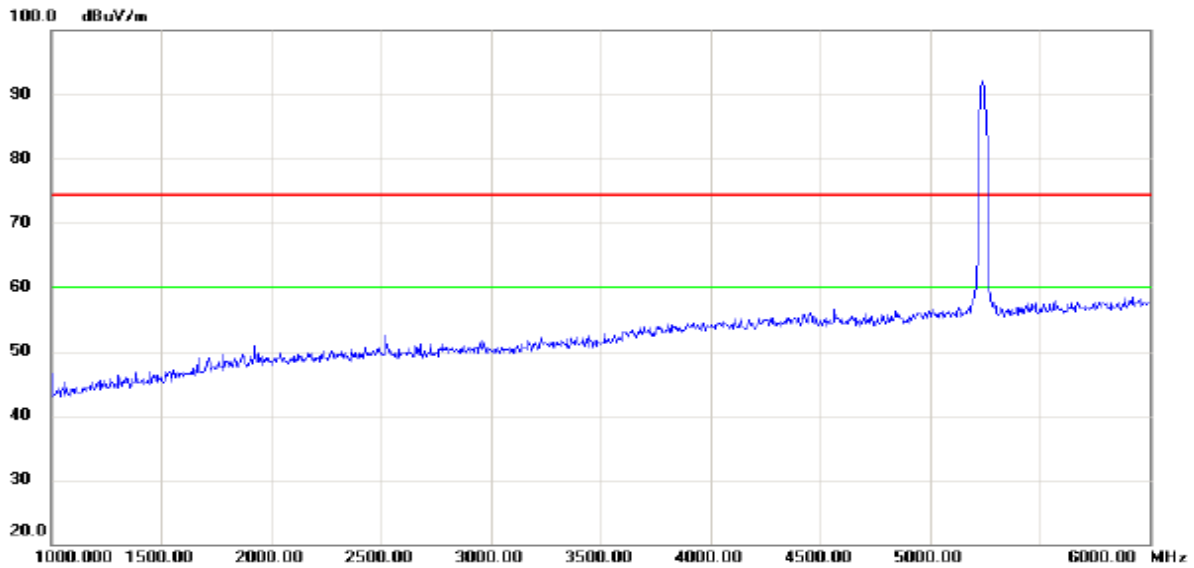
Horizontal



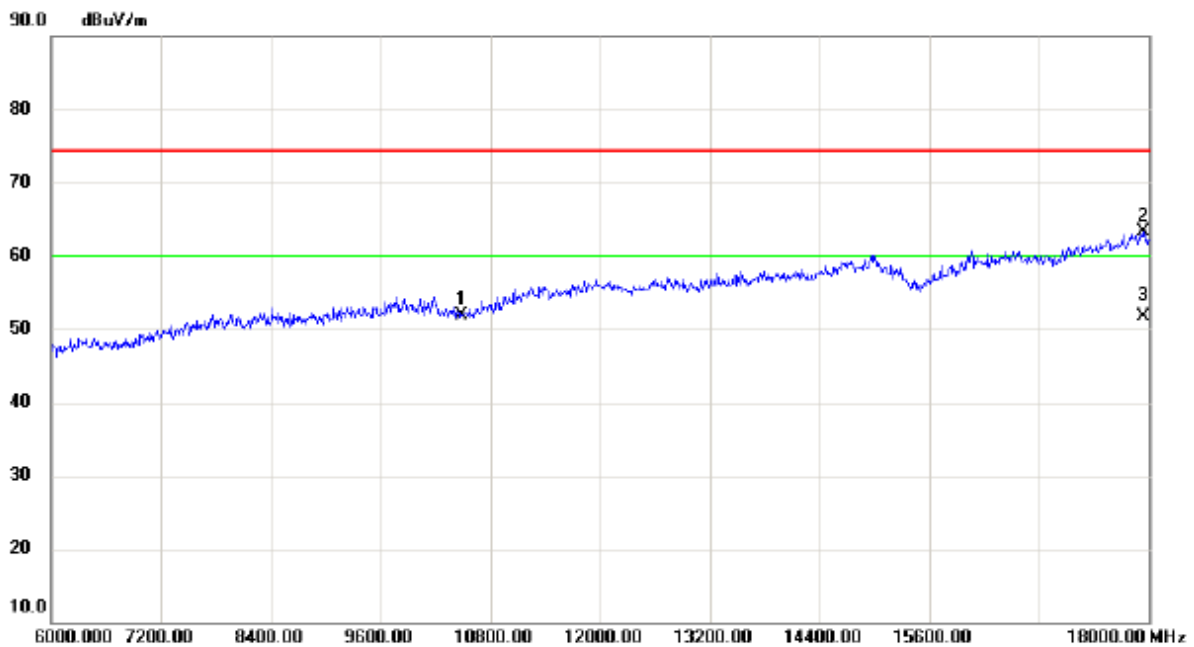
No.	Mk.	Freq. MHz	Reading Level dBuV	Correct Factor dB	Measure- ment dBuV/m	Limit dBuV/m	Margin dB	Detector	Comment
1	*	5241.000	54.07	40.71	94.78	54.00	40.78	AVG	NO LIMIT
2	X	5239.000	63.07	40.70	103.77	68.30	35.47	peak	NO LIMIT

Orthogonal Axis:	X
Test Mode:	UNII-1/ TX A Mode 5240MHz

Horizontal



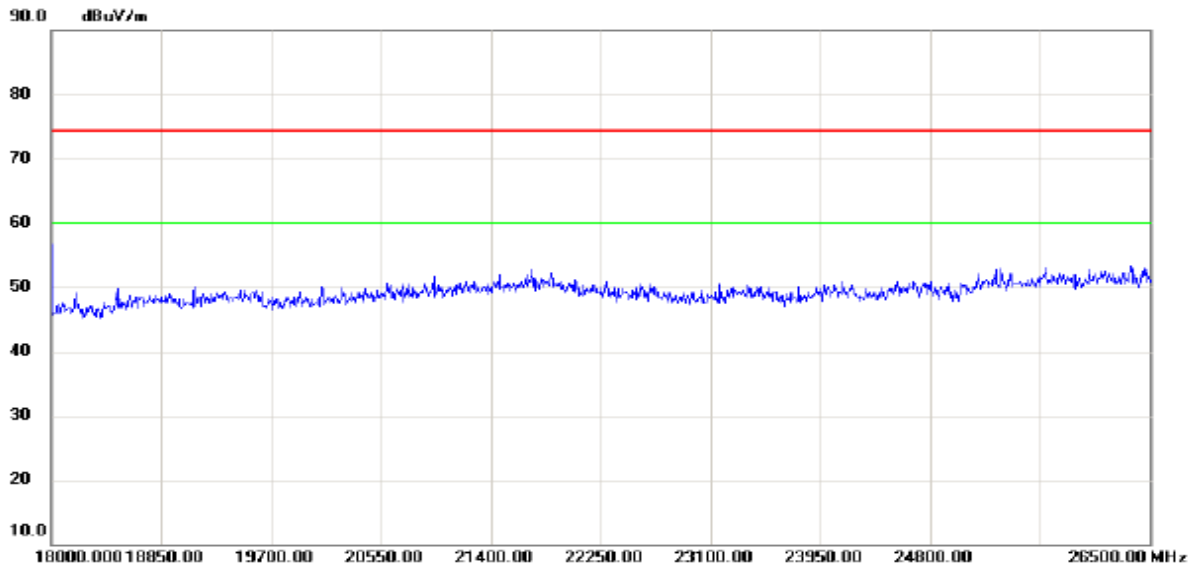
No.	Mk.	Freq.	Reading Level	Correct Factor	Measurement	Limit	Margin	Detector	Comment
		MHz	dBuV	dB	dBuV/m	dBuV/m	dB		



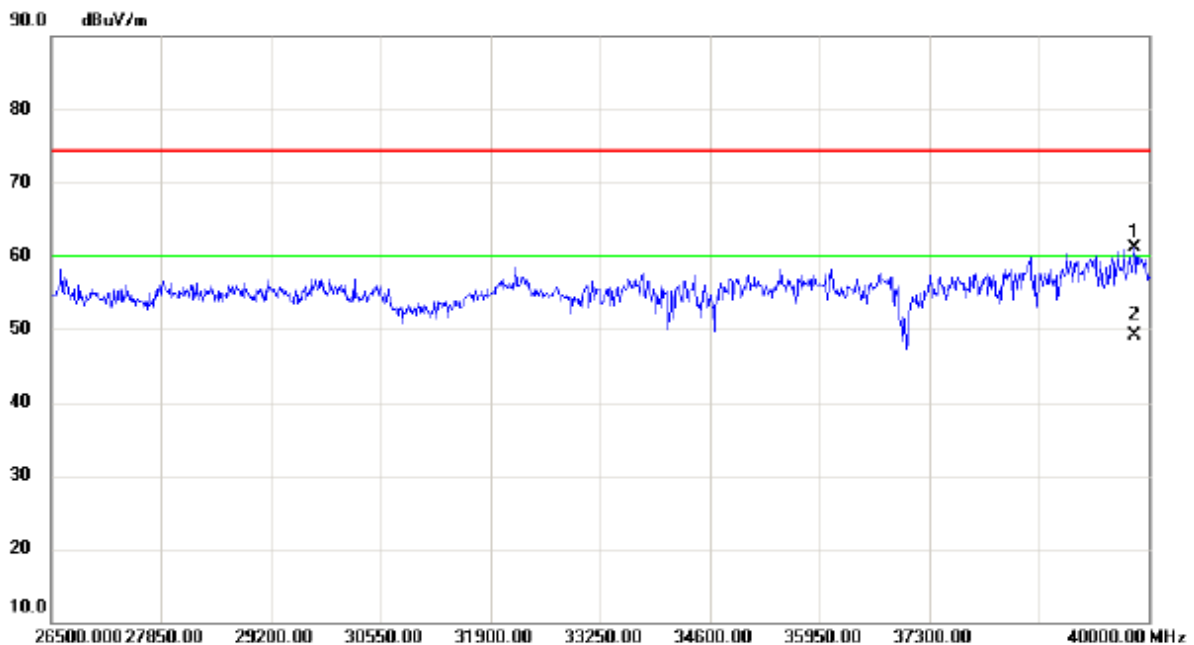
No.	Mk.	Freq.	Reading Level	Correct Factor	Measurement	Limit	Margin	Detector	Comment
		MHz	dBuV	dB	dBuV/m	dBuV/m	dB		
1		10480.00	38.25	13.69	51.94	74.30	-22.36	peak	
2		17940.00	39.56	23.65	63.21	74.30	-11.09	peak	

Orthogonal Axis:	X
Test Mode:	UNII-1/ TX A Mode 5240MHz

Horizontal



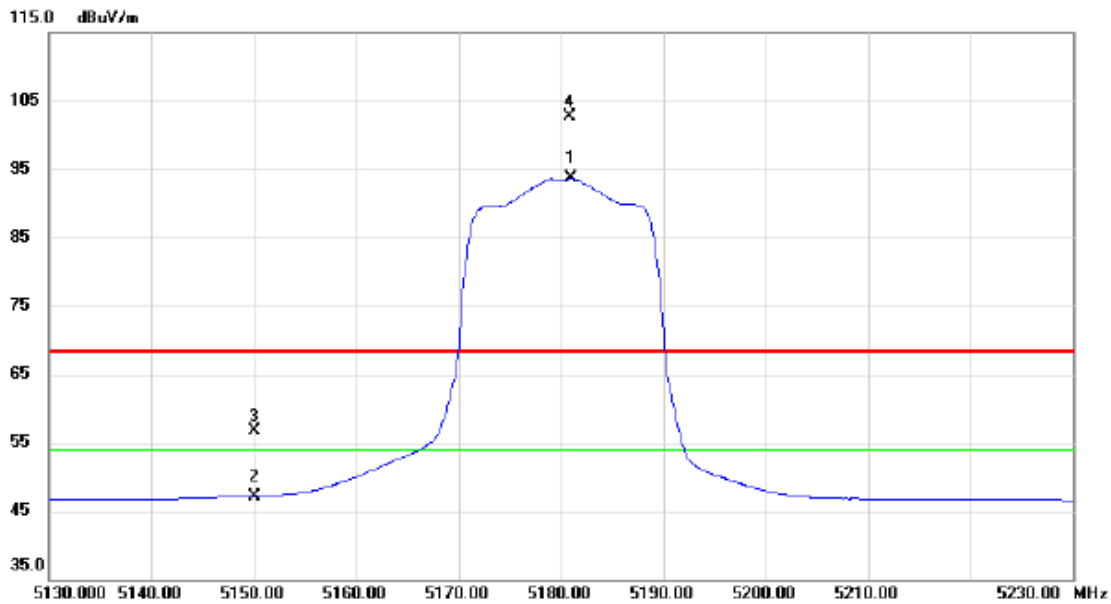
No.	Mk.	Freq.	Reading Level	Correct Factor	Measurement	Limit	Margin	Detector	Comment
		MHz	dBuV	dB	dBuV/m	dBuV/m	dB		



No.	Mk.	Freq.	Reading Level	Correct Factor	Measurement	Limit	Margin	Detector	Comment
		MHz	dBuV	dB	dBuV/m	dBuV/m	dB		
1		39824.50	43.86	17.17	61.03	74.30	-13.27	peak	
2	*	39824.50	31.97	17.17	49.14	60.00	-10.86	AVG	

Orthogonal Axis:	X
Test Mode:	UNII-1/ TX N20 Mode 5180MHz

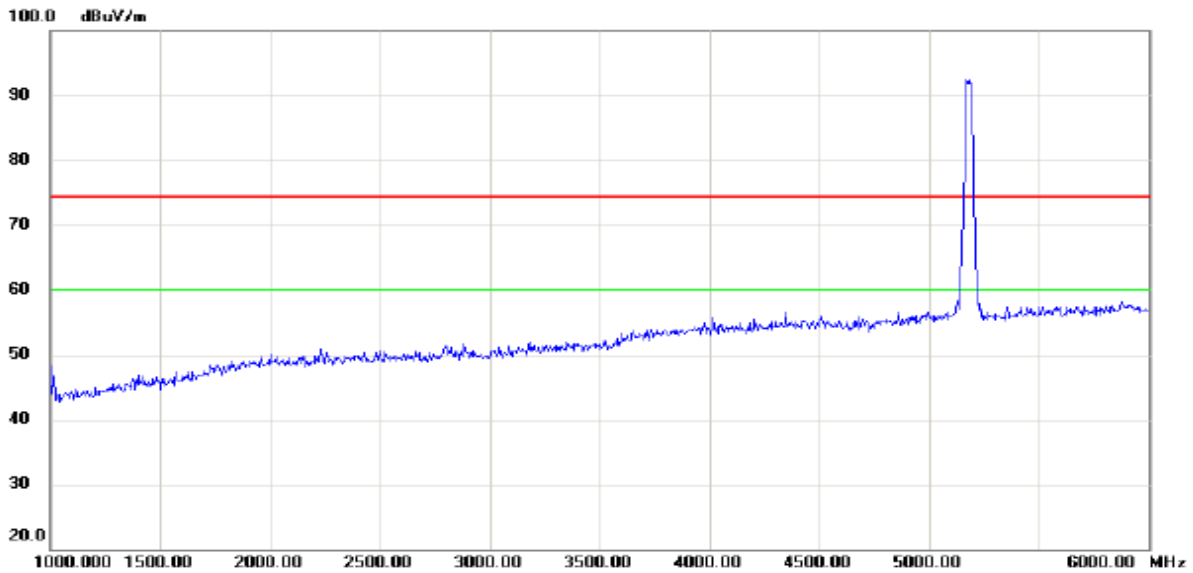
Vertical



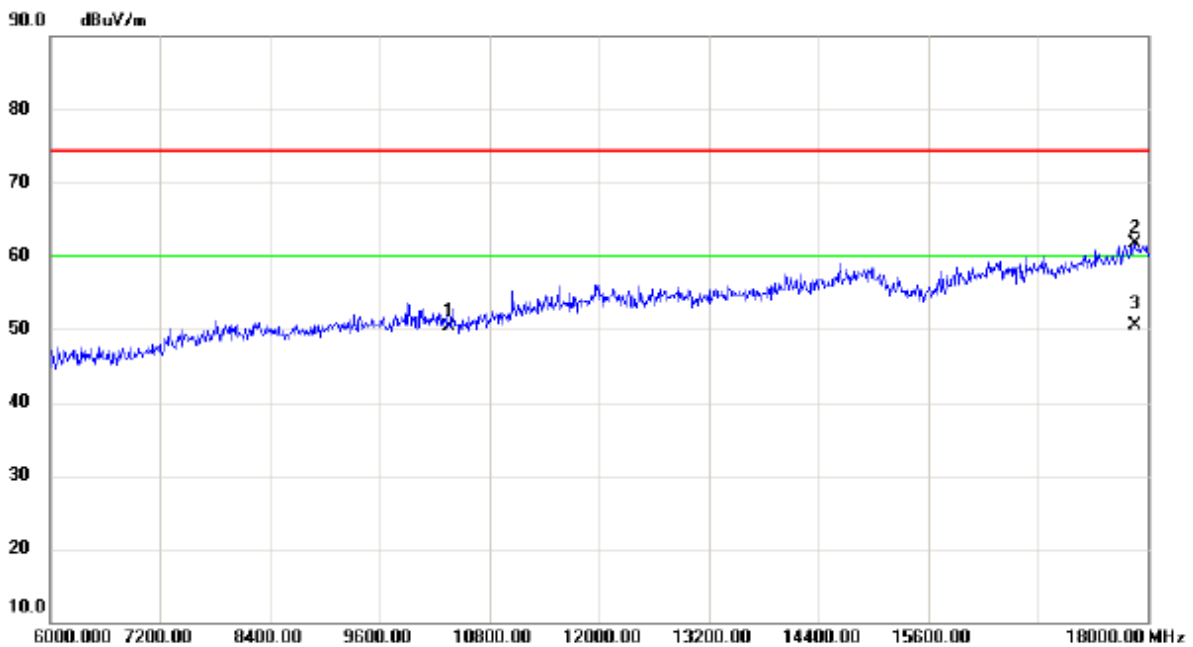
No.	Mk.	Freq. MHz	Reading Level dBuV	Correct Factor dB	Measure- ment dBuV/m	Limit dBuV/m	Margin dB	Detector	Comment
1	*	5181.000	53.18	40.50	93.68	54.00	39.68	AVG	NO LIMIT
2		5150.000	6.77	40.40	47.17	54.00	-6.83	AVG	
3		5150.000	16.39	40.40	56.79	68.30	-11.51	peak	
4	X	5180.900	62.22	40.50	102.72	68.30	34.42	peak	NO LIMIT

Orthogonal Axis:	X
Test Mode:	UNII-1/ TX N20 Mode 5180MHz

Vertical



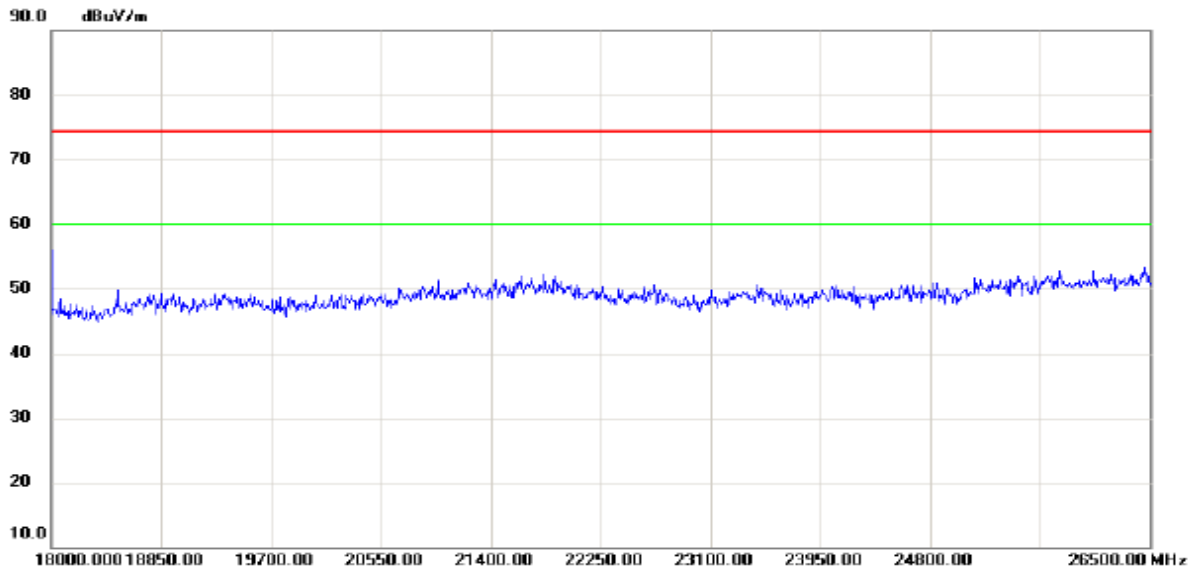
No.	Mk.	Freq. MHz	Reading Level dBuV	Correct Factor dB	Measure- ment dBuV/m	Limit dBuV/m	Margin dB	Detector	Comment
-----	-----	--------------	--------------------------	-------------------------	----------------------------	-----------------	--------------	----------	---------



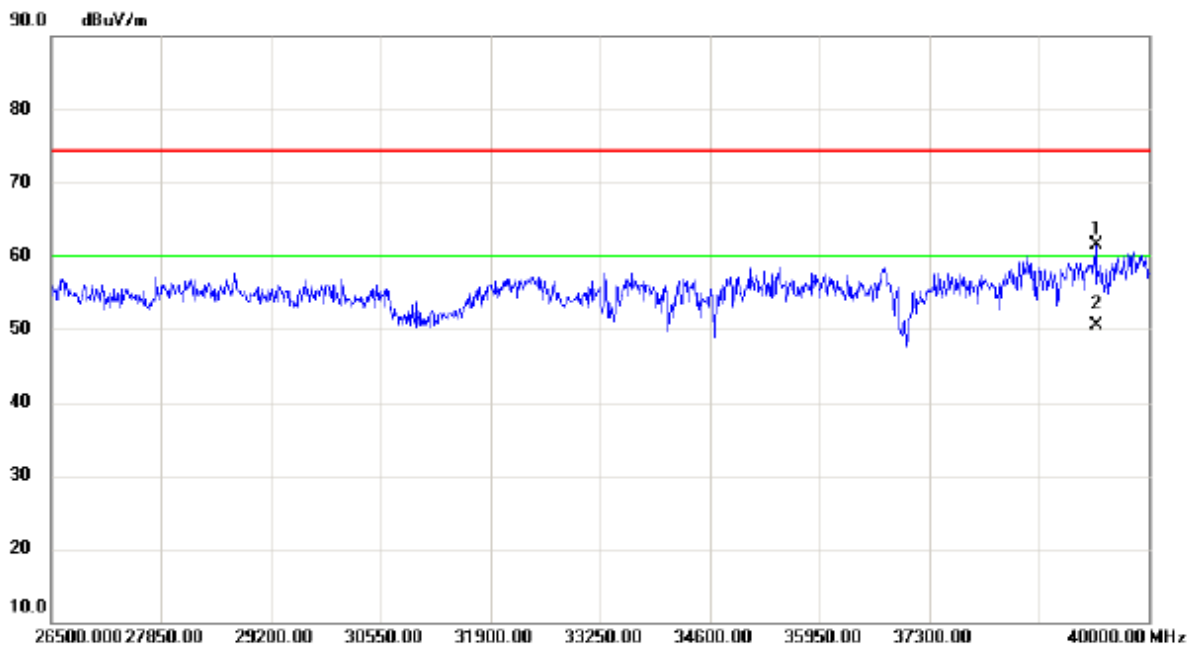
No.	Mk.	Freq. MHz	Reading Level dBuV	Correct Factor dB	Measure- ment dBuV/m	Limit dBuV/m	Margin dB	Detector	Comment
1		10360.00	36.36	13.85	50.21	74.30	-24.09	peak	
2		17856.00	38.21	23.41	61.62	74.30	-12.68	peak	

Orthogonal Axis:	X
Test Mode:	UNII-1/ TX N20 Mode 5180MHz

Vertical



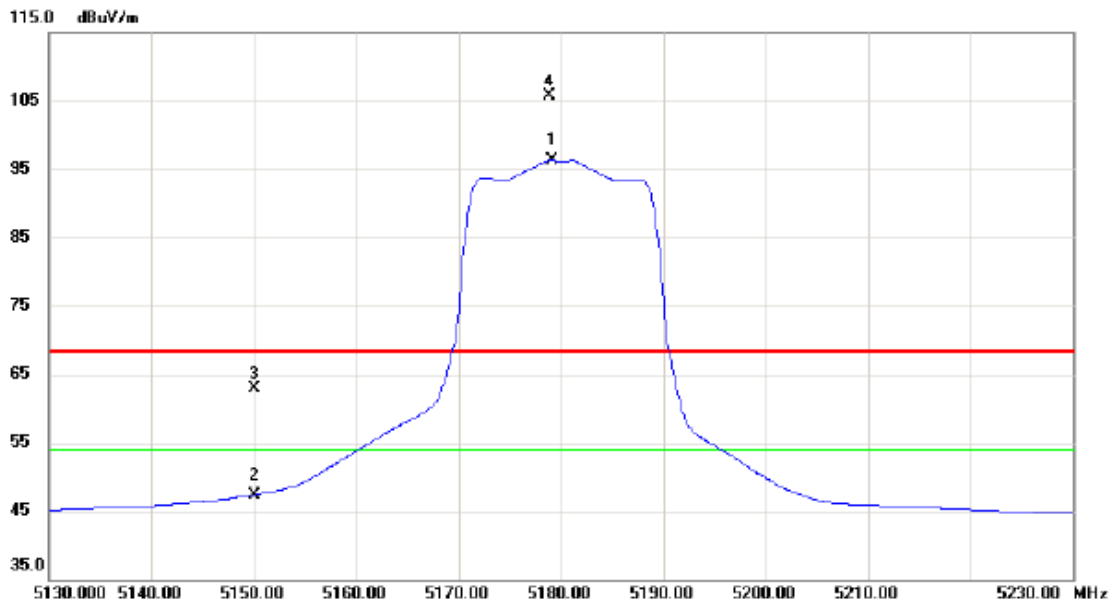
No.	Mk.	Freq. MHz	Reading Level dBuV	Correct Factor dB	Measure- ment dBuV/m	Limit dBuV/m	Margin dB	Detector	Comment
-----	-----	--------------	--------------------------	-------------------------	----------------------------	-----------------	--------------	----------	---------



No.	Mk.	Freq. MHz	Reading Level dBuV	Correct Factor dB	Measure- ment dBuV/m	Limit dBuV/m	Margin dB	Detector	Comment
1		39352.00	45.58	15.92	61.50	74.30	-12.80	peak	
2	*	39352.00	34.62	15.92	50.54	60.00	-9.46	AVG	

Orthogonal Axis:	X
Test Mode:	UNII-1/ TX N20 Mode 5180MHz

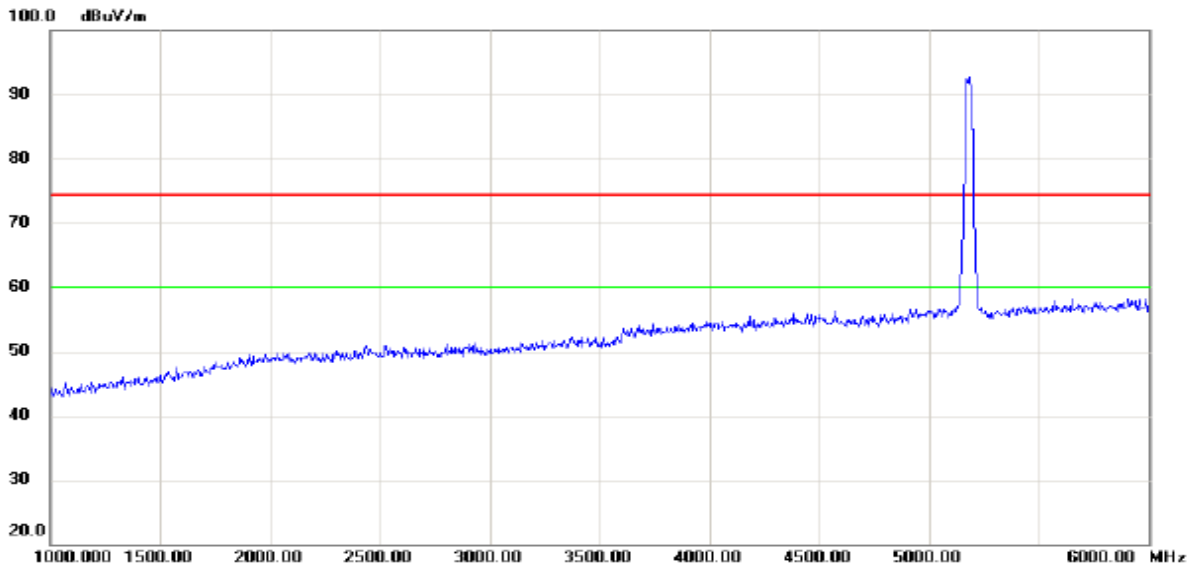
Horizontal



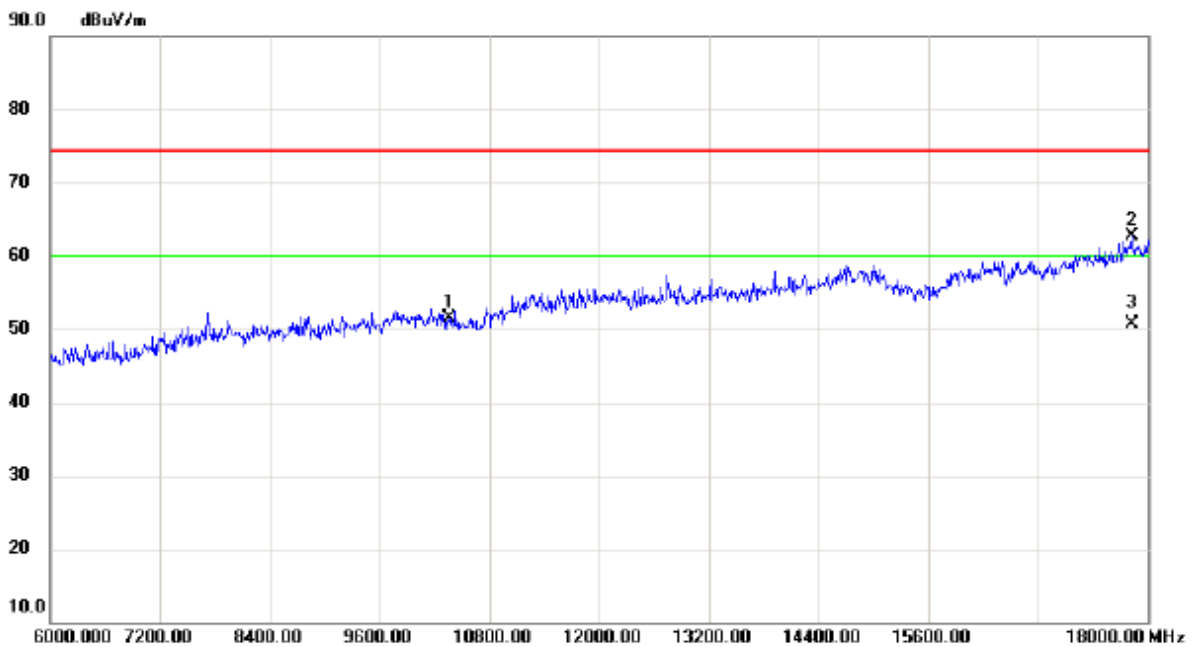
No.	Mk.	Freq. MHz	Reading Level dBuV	Correct Factor dB	Measure- ment dBuV/m	Limit dBuV/m	Margin dB	Detector	Comment
1	*	5179.100	55.87	40.50	96.37	54.00	42.37	AVG	NO LIMIT
2		5150.000	6.94	40.40	47.34	54.00	-6.66	AVG	
3		5150.000	22.48	40.40	62.88	68.30	-5.42	peak	
4	X	5178.900	65.27	40.50	105.77	68.30	37.47	peak	NO LIMIT

Orthogonal Axis:	X
Test Mode:	UNII-1/ TX N20 Mode 5180MHz

Horizontal



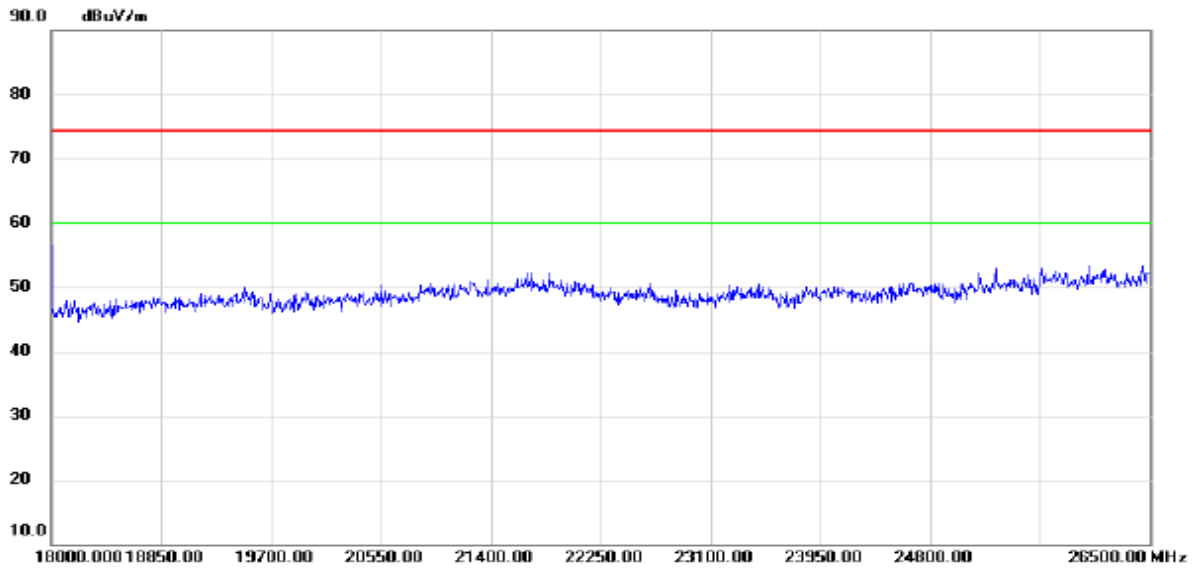
No.	Mk.	Freq. MHz	Reading Level dBuV	Correct Factor dB	Measure- ment dBuV/m	Limit dBuV/m	Margin dB	Detector	Comment
-----	-----	--------------	--------------------------	-------------------------	----------------------------	-----------------	--------------	----------	---------



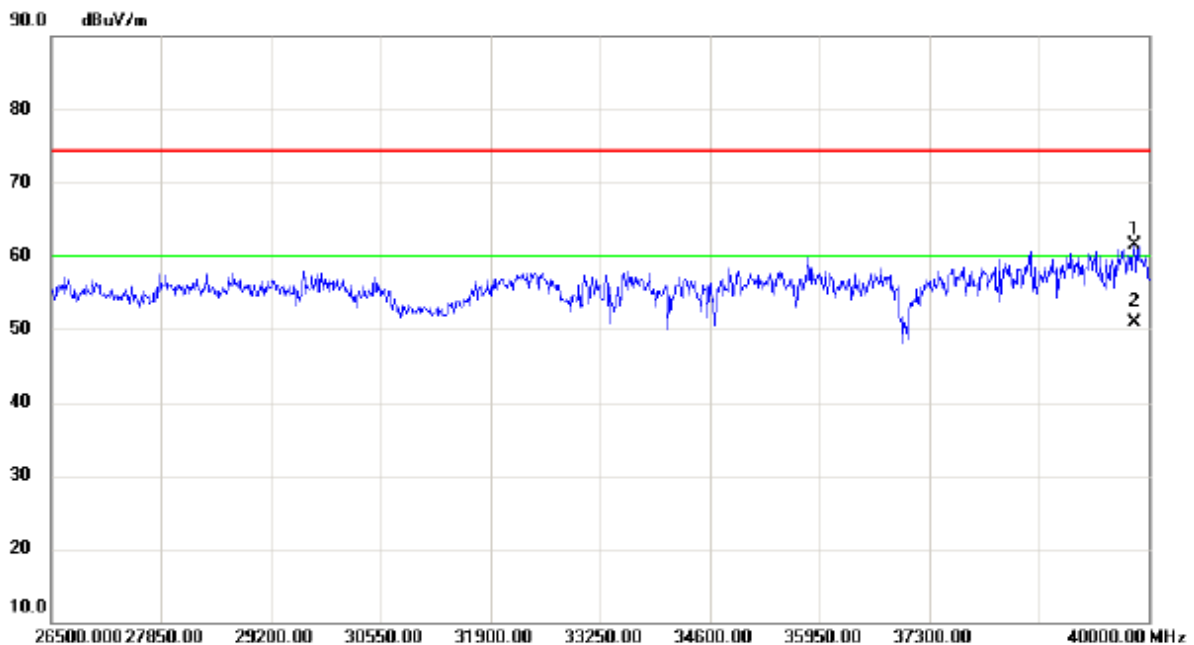
No.	Mk.	Freq. MHz	Reading Level dBuV	Correct Factor dB	Measure- ment dBuV/m	Limit dBuV/m	Margin dB	Detector	Comment
1		10360.00	37.64	13.85	51.49	74.30	-22.81	peak	
2		17832.00	39.39	23.34	62.73	74.30	-11.57	peak	

Orthogonal Axis:	X
Test Mode:	UNII-1/ TX N20 Mode 5180MHz

Horizontal



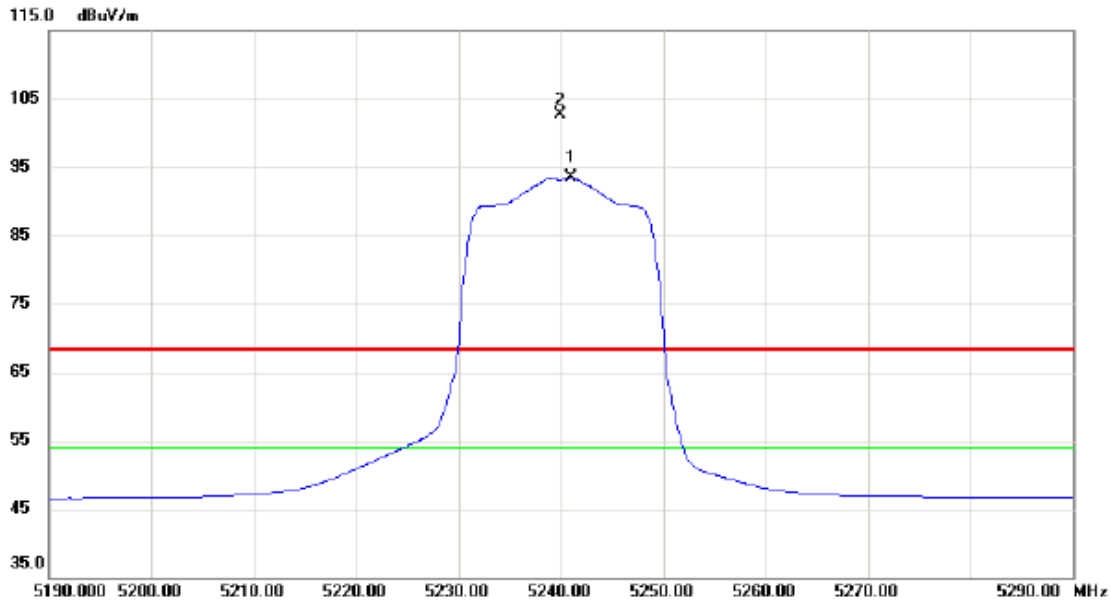
No.	Mk.	Freq.	Reading Level	Correct Factor	Measurement	Limit	Margin	Detector	Comment
		MHz	dBuV	dB	dBuV/m	dBuV/m	dB		



No.	Mk.	Freq.	Reading Level	Correct Factor	Measurement	Limit	Margin	Detector	Comment
		MHz	dBuV	dB	dBuV/m	dBuV/m	dB		
1		39824.50	44.32	17.17	61.49	74.30	-12.81	peak	
2	*	39824.50	33.71	17.17	50.88	60.00	-9.12	AVG	

Orthogonal Axis:	X
Test Mode:	UNII-1/ TX N20 Mode 5240MHz

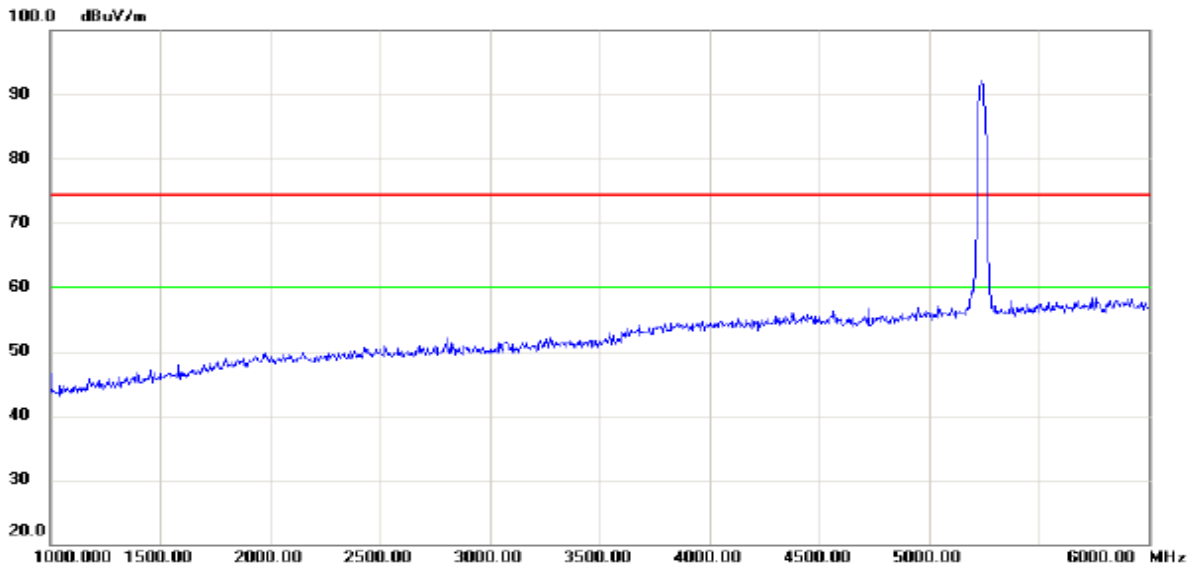
Vertical



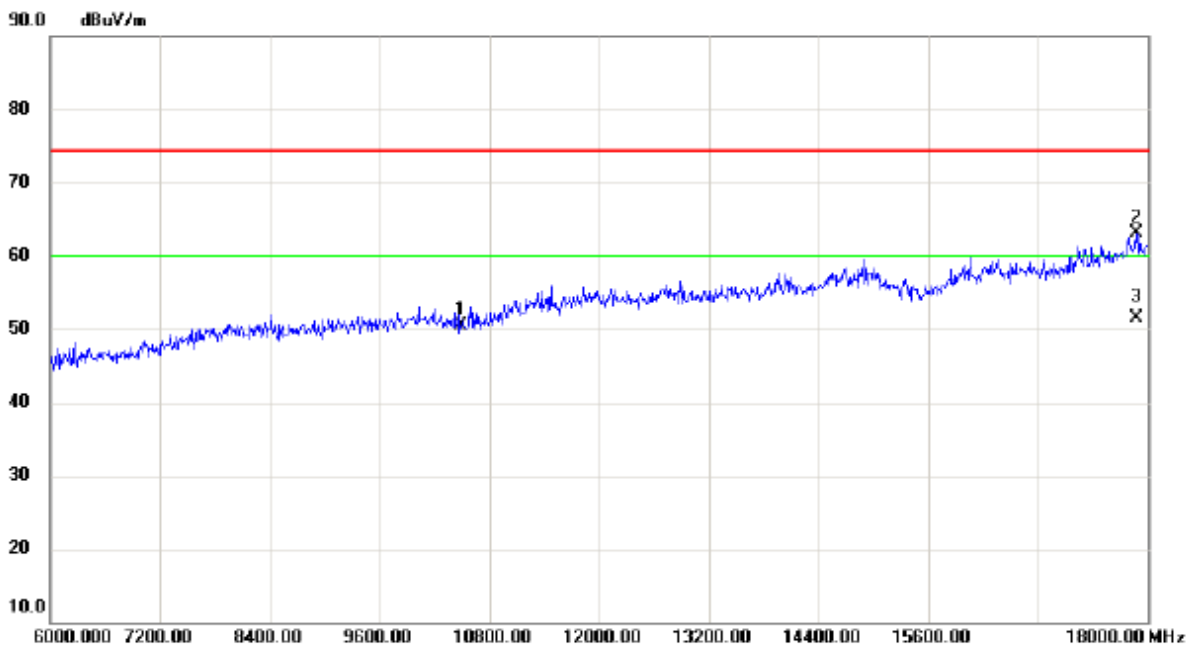
No.	Mk.	Freq.	Reading Level	Correct Factor	Measurement	Limit	Margin	Detector	Comment
		MHz	dBuV	dB	dBuV/m	dBuV/m	dB		
1	*	5241.000	52.83	40.71	93.54	54.00	39.54	AVG	NO LIMIT
2	X	5239.900	62.01	40.71	102.72	68.30	34.42	peak	NO LIMIT

Orthogonal Axis:	X
Test Mode:	UNII-1/ TX N20 Mode 5240MHz

Vertical



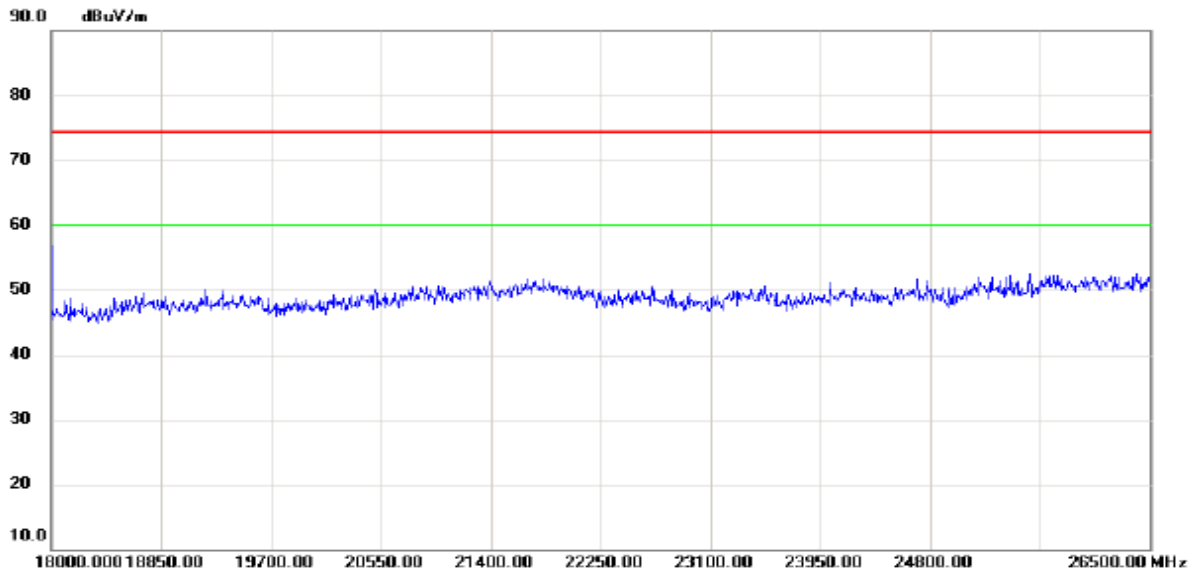
No.	Mk.	Freq.	Reading Level	Correct Factor	Measurement	Limit	Margin	Detector	Comment
		MHz	dBuV	dB	dBuV/m	dBuV/m	dB		



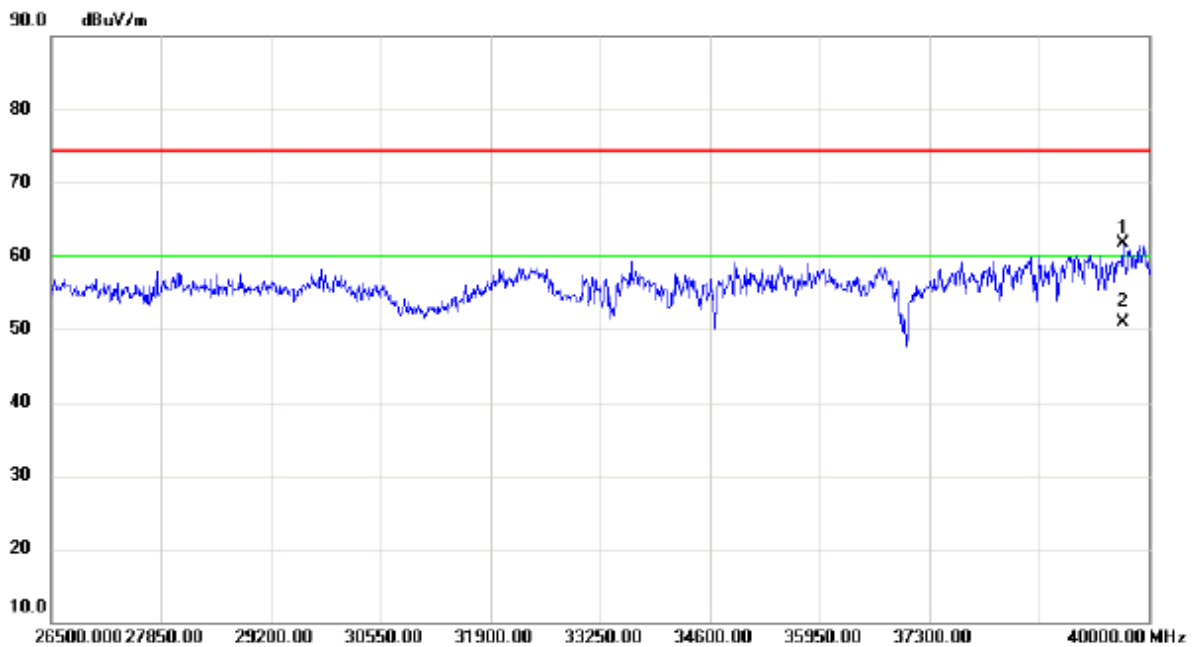
No.	Mk.	Freq.	Reading Level	Correct Factor	Measurement	Limit	Margin	Detector	Comment
		MHz	dBuV	dB	dBuV/m	dBuV/m	dB		
1		10480.00	36.84	13.69	50.53	74.30	-23.77	peak	
2		17880.00	39.67	23.47	63.14	74.30	-11.16	peak	

Orthogonal Axis:	X
Test Mode:	UNII-1/ TX N20 Mode 5240MHz

Vertical



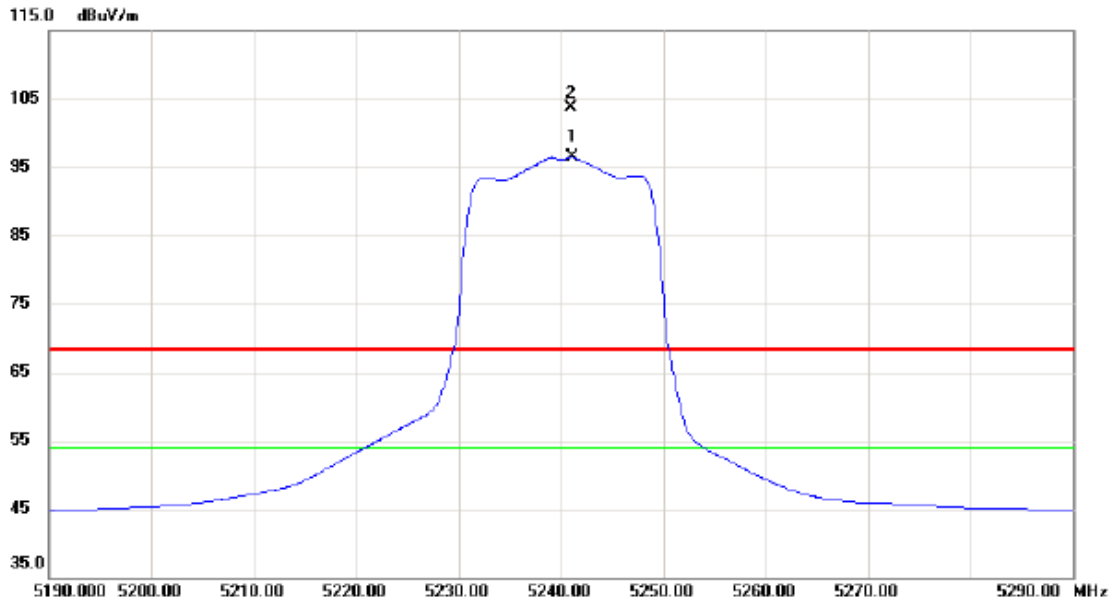
No.	Mk.	Freq.	Reading Level	Correct Factor	Measurement	Limit	Margin	Detector	Comment
		MHz	dBuV	dB	dBuV/m	dBuV/m	dB		



No.	Mk.	Freq.	Reading Level	Correct Factor	Measurement	Limit	Margin	Detector	Comment
		MHz	dBuV	dB	dBuV/m	dBuV/m	dB		
1		39676.00	44.89	16.80	61.69	74.30	-12.61	peak	
2	*	39676.00	34.11	16.80	50.91	60.00	-9.09	AVG	

Orthogonal Axis:	X
Test Mode:	UNII-1/ TX N20 Mode 5240MHz

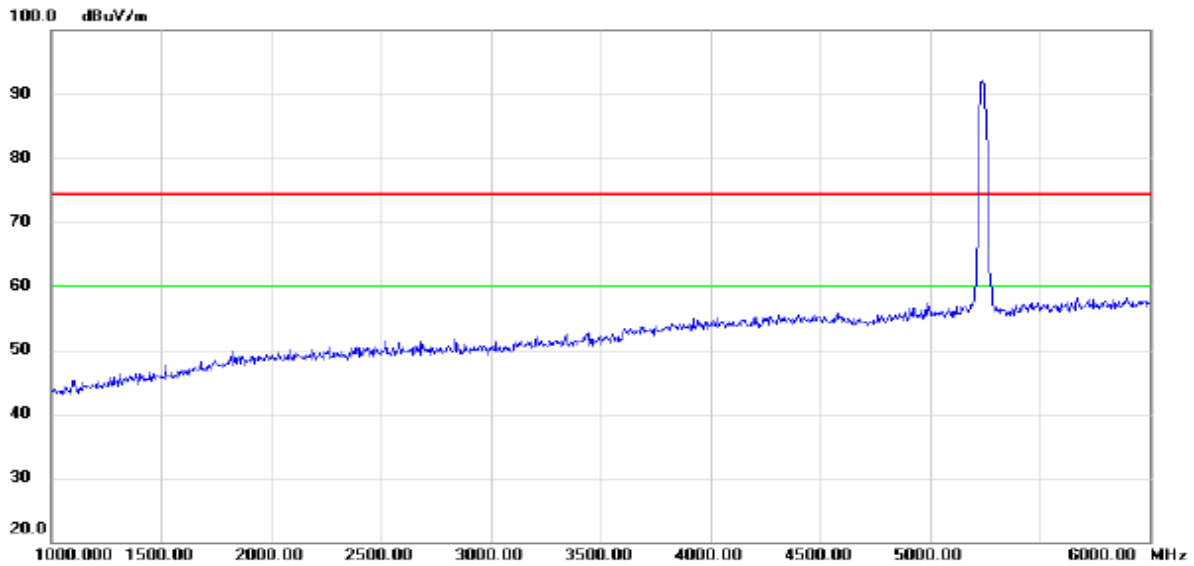
Horizontal



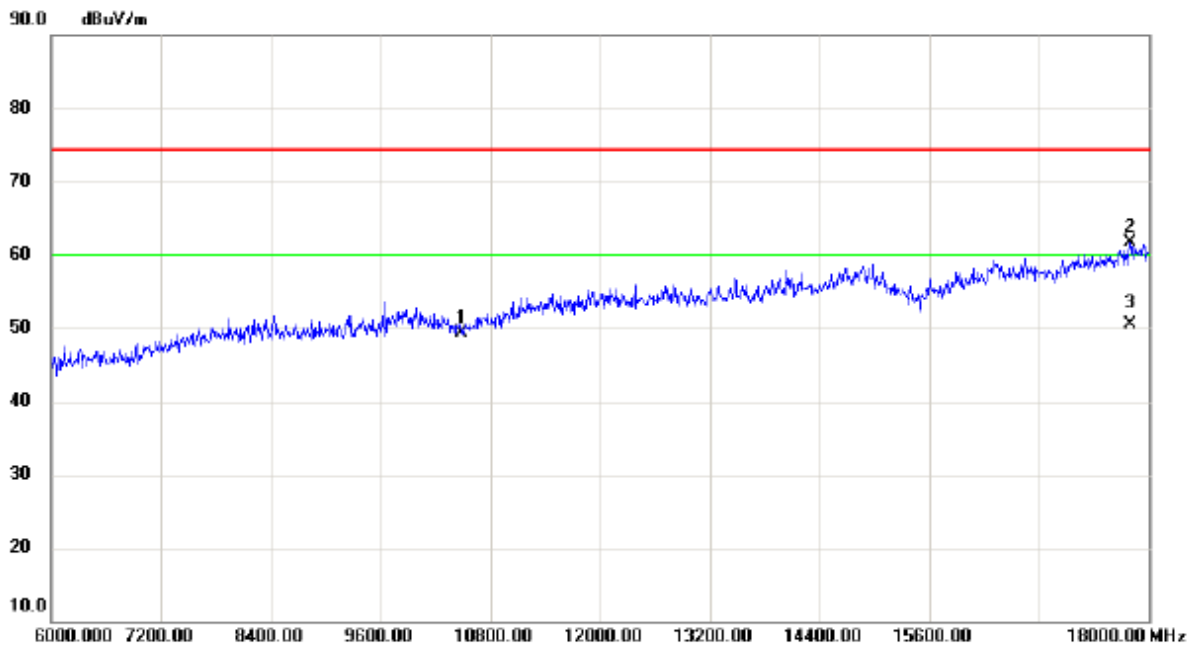
No.	Mk.	Freq.	Reading Level	Correct Factor	Measurement	Limit	Margin	Detector	Comment
		MHz	dBuV	dB	dBuV/m	dBuV/m	dB		
1	*	5241.100	55.72	40.71	96.43	54.00	42.43	AVG	NO LIMIT
2	X	5241.000	63.07	40.71	103.78	68.30	35.48	peak	NO LIMIT

Orthogonal Axis:	X
Test Mode:	UNII-1/ TX N20 Mode 5240MHz

Horizontal



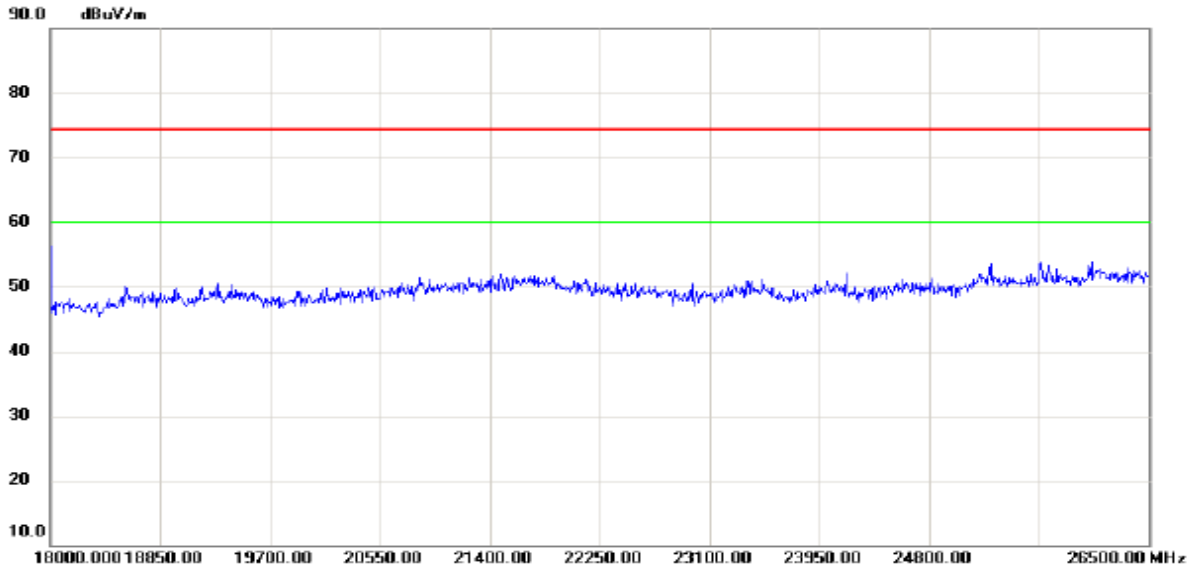
No.	Mk.	Freq. MHz	Reading Level dBuV	Correct Factor dB	Measure- ment dBuV/m	Limit dBuV/m	Margin dB	Detector	Comment
-----	-----	--------------	--------------------------	-------------------------	----------------------------	-----------------	--------------	----------	---------



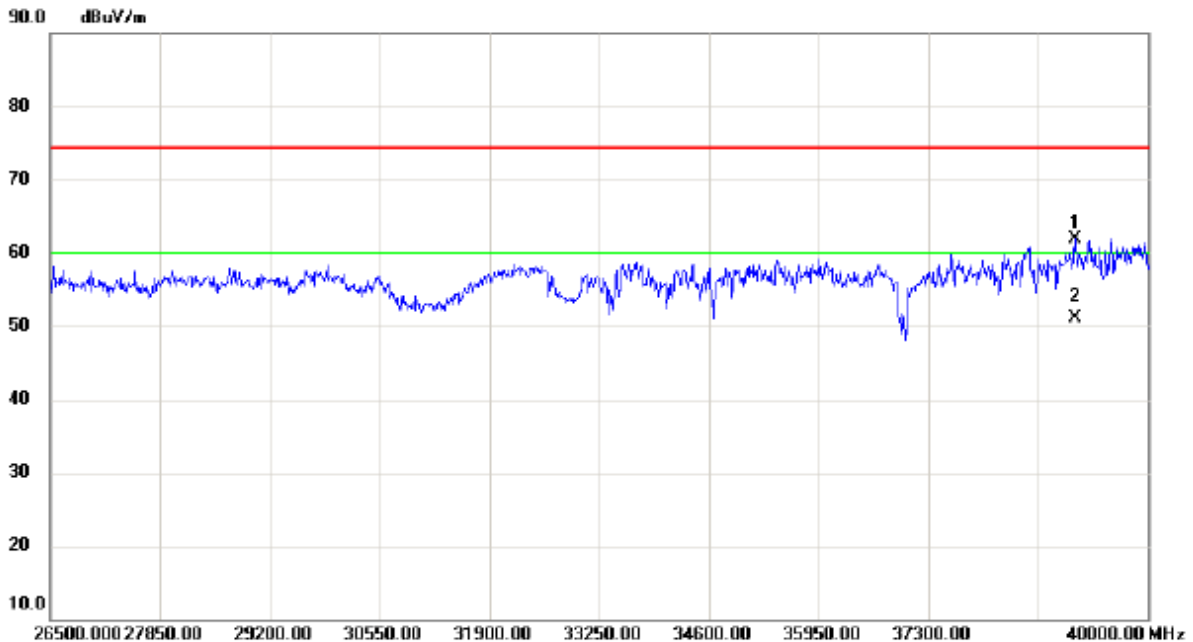
No.	Mk.	Freq. MHz	Reading Level dBuV	Correct Factor dB	Measure- ment dBuV/m	Limit dBuV/m	Margin dB	Detector	Comment
1		10480.00	35.67	13.69	49.36	74.30	-24.94	peak	
2		17796.00	38.45	23.23	61.68	74.30	-12.62	peak	

Orthogonal Axis:	X
Test Mode:	UNII-1/ TX N20 Mode 5240MHz

Horizontal



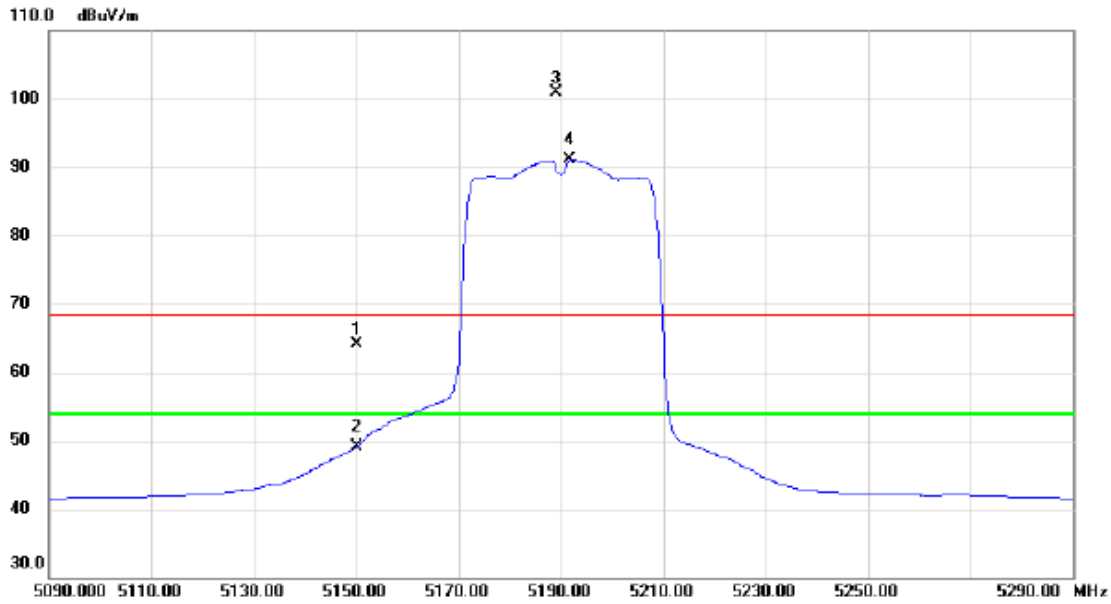
No.	Mk.	Freq. MHz	Reading Level dBuV	Correct Factor dB	Measure- ment dBuV/m	Limit dBuV/m	Margin dB	Detector	Comment
-----	-----	--------------	--------------------------	-------------------------	----------------------------	-----------------	--------------	----------	---------



No.	Mk.	Freq. MHz	Reading Level dBuV	Correct Factor dB	Measure- ment dBuV/m	Limit dBuV/m	Margin dB	Detector	Comment
1		39109.00	46.68	15.18	61.86	74.30	-12.44	peak	
2	*	39109.00	35.89	15.18	51.07	60.00	-8.93	AVG	

Orthogonal Axis:	X
Test Mode:	UNII-1/ TX N40 Mode 5190MHz

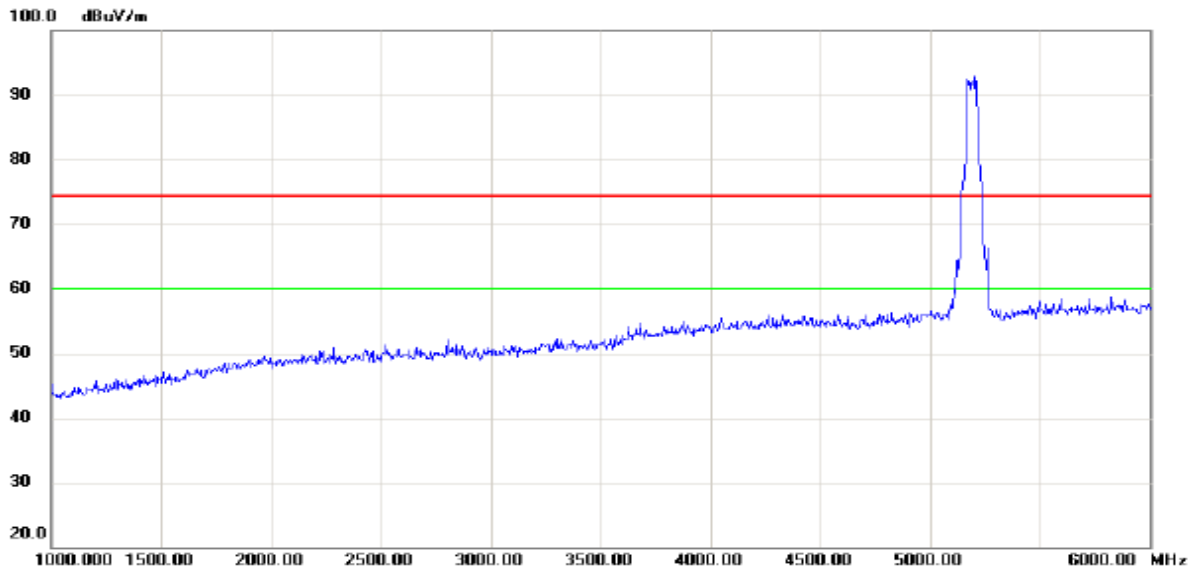
Vertical



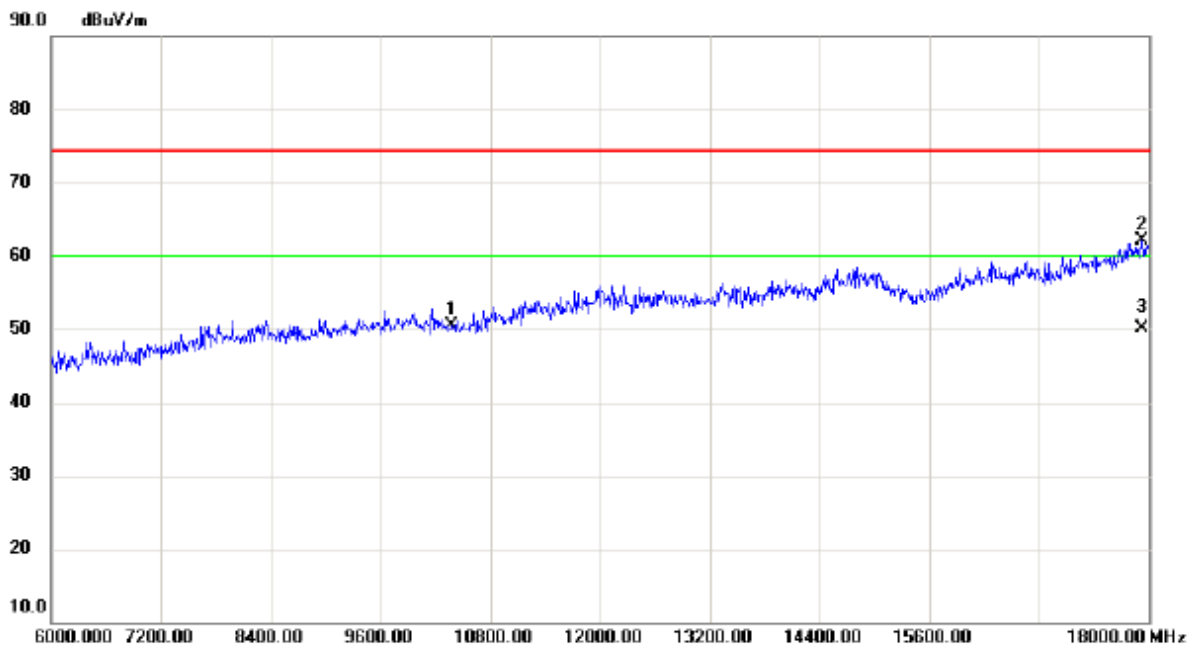
No.	Mk.	Freq. MHz	Reading Level dBuV	Correct Factor dB	Measure- ment dBuV/m	Limit dBuV/m	Margin dB	Detector	Comment
1		5150.000	30.87	33.26	64.13	68.30	-4.17	peak	
2		5150.000	15.85	33.26	49.11	54.00	-4.89	AVG	
3	X	5189.000	67.49	33.35	100.84	68.30	32.54	peak	NO LIMIT
4	*	5191.600	57.69	33.36	91.05	54.00	37.05	AVG	NO LIMIT

Orthogonal Axis:	X
Test Mode:	UNII-1/ TX N40 Mode 5190MHz

Vertical



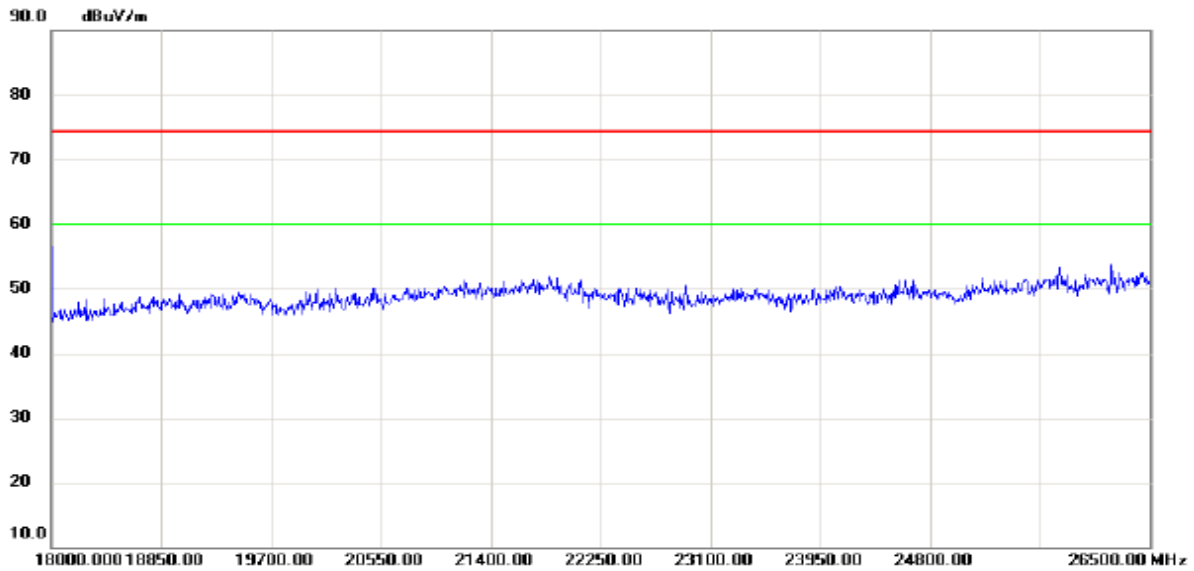
No.	Mk.	Freq. MHz	Reading Level dBuV	Correct Factor dB	Measure- ment dBuV/m	Limit dBuV/m	Margin dB	Detector	Comment
-----	-----	--------------	--------------------------	-------------------------	----------------------------	-----------------	--------------	----------	---------



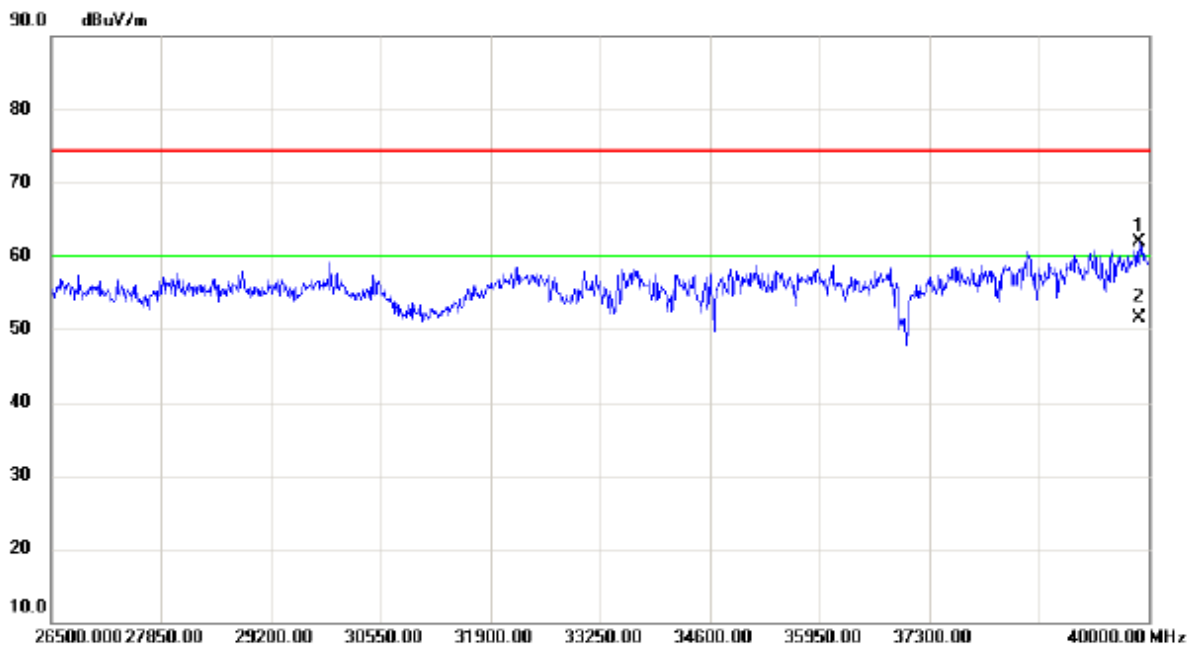
No.	Mk.	Freq. MHz	Reading Level dBuV	Correct Factor dB	Measure- ment dBuV/m	Limit dBuV/m	Margin dB	Detector	Comment
1		10380.00	36.65	13.83	50.48	74.30	-23.82	peak	
2		17928.00	38.44	23.62	62.06	74.30	-12.24	peak	

Orthogonal Axis:	X
Test Mode:	UNII-1/ TX N40 Mode 5190MHz

Vertical



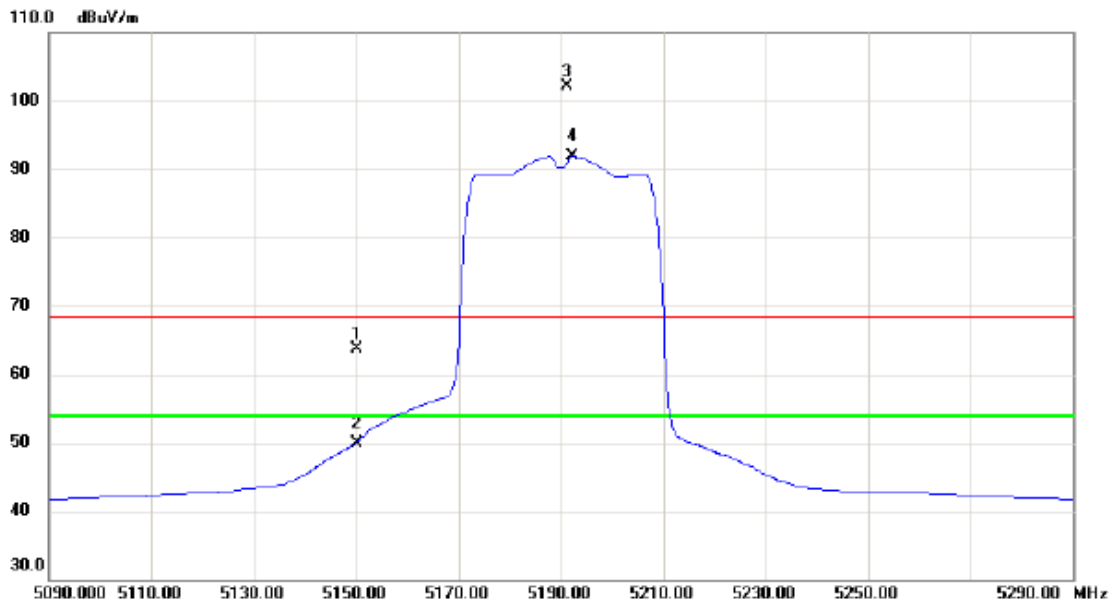
No.	Mk.	Freq. MHz	Reading Level dBuV	Correct Factor dB	Measure- ment dBuV/m	Limit dBuV/m	Margin dB	Detector	Comment
-----	-----	--------------	--------------------------	-------------------------	----------------------------	-----------------	--------------	----------	---------



No.	Mk.	Freq. MHz	Reading Level dBuV	Correct Factor dB	Measure- ment dBuV/m	Limit dBuV/m	Margin dB	Detector	Comment
1		39878.50	44.58	17.30	61.88	74.30	-12.42	peak	
2	*	39878.50	34.19	17.30	51.49	60.00	-8.51	AVG	

Orthogonal Axis:	X
Test Mode:	UNII-1/ TX N40 Mode 5190MHz

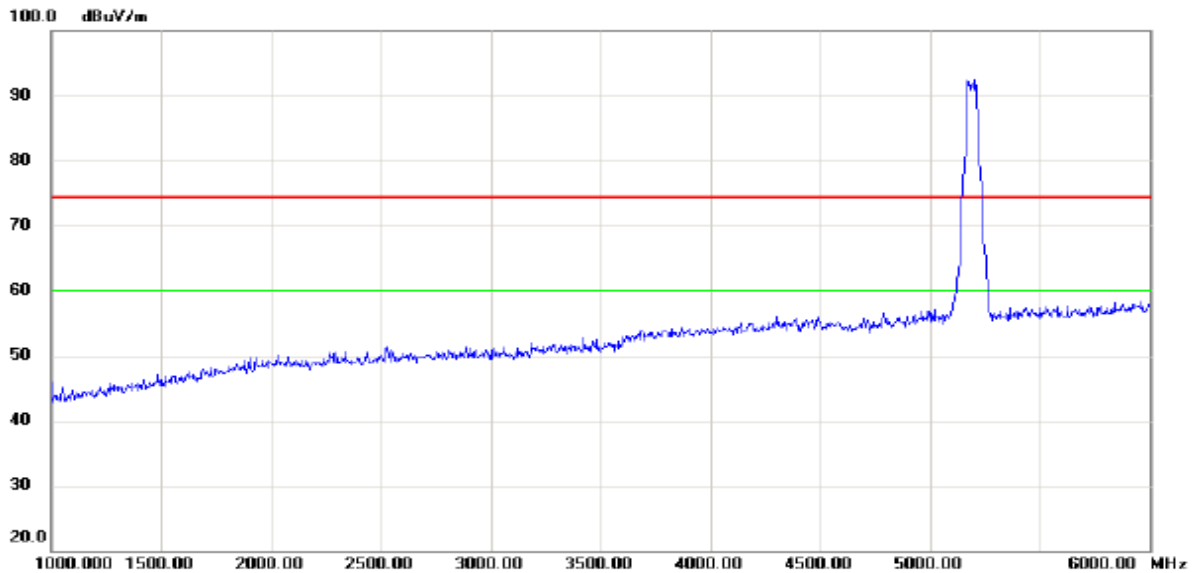
Horizontal



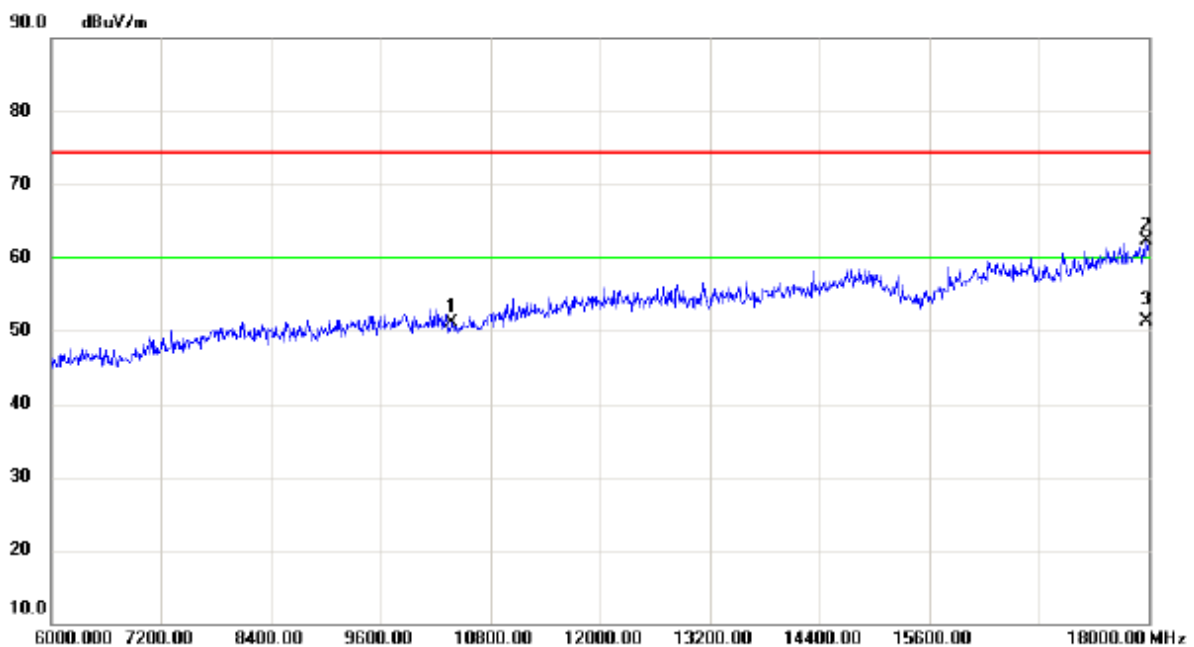
No.	Mk.	Freq. MHz	Reading Level dBuV	Correct Factor dB	Measure- ment dBuV/m	Limit dBuV/m	Margin dB	Detector	Comment
1		5150.000	30.43	33.26	63.69	68.30	-4.61	peak	
2		5150.000	16.74	33.26	50.00	54.00	-4.00	AVG	
3	X	5191.200	68.73	33.36	102.09	68.30	33.79	peak	NO LIMIT
4	*	5192.200	58.60	33.36	91.96	54.00	37.96	AVG	NO LIMIT

Orthogonal Axis:	X
Test Mode:	UNII-1/ TX N40 Mode 5190MHz

Horizontal



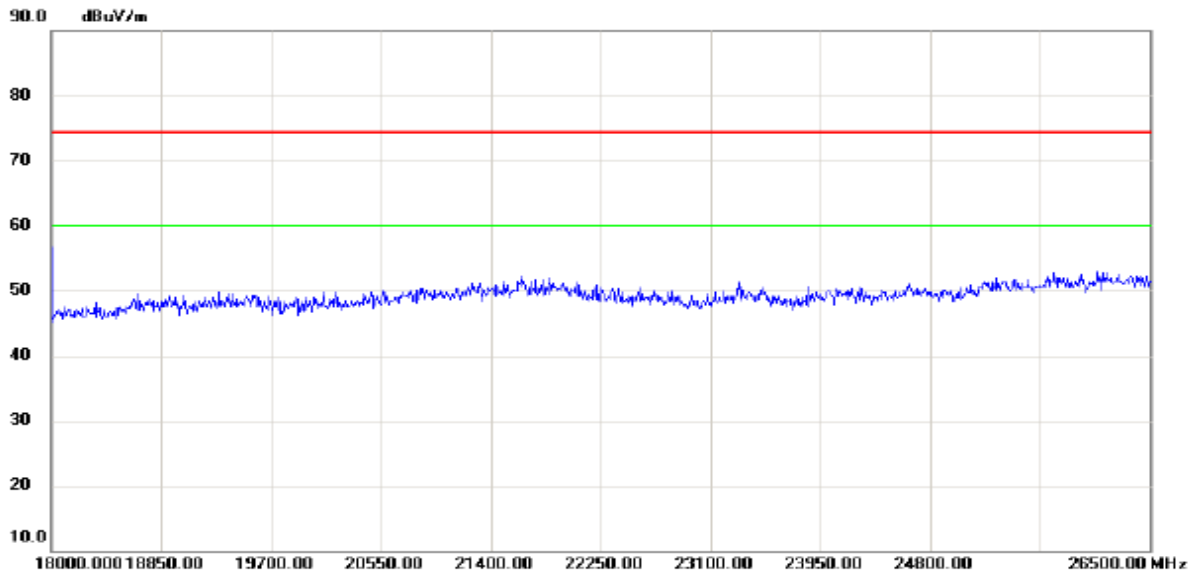
No.	Mk.	Freq.	Reading Level	Correct Factor	Measurement	Limit	Margin	Detector	Comment
		MHz	dBuV	dB	dBuV/m	dBuV/m	dB		



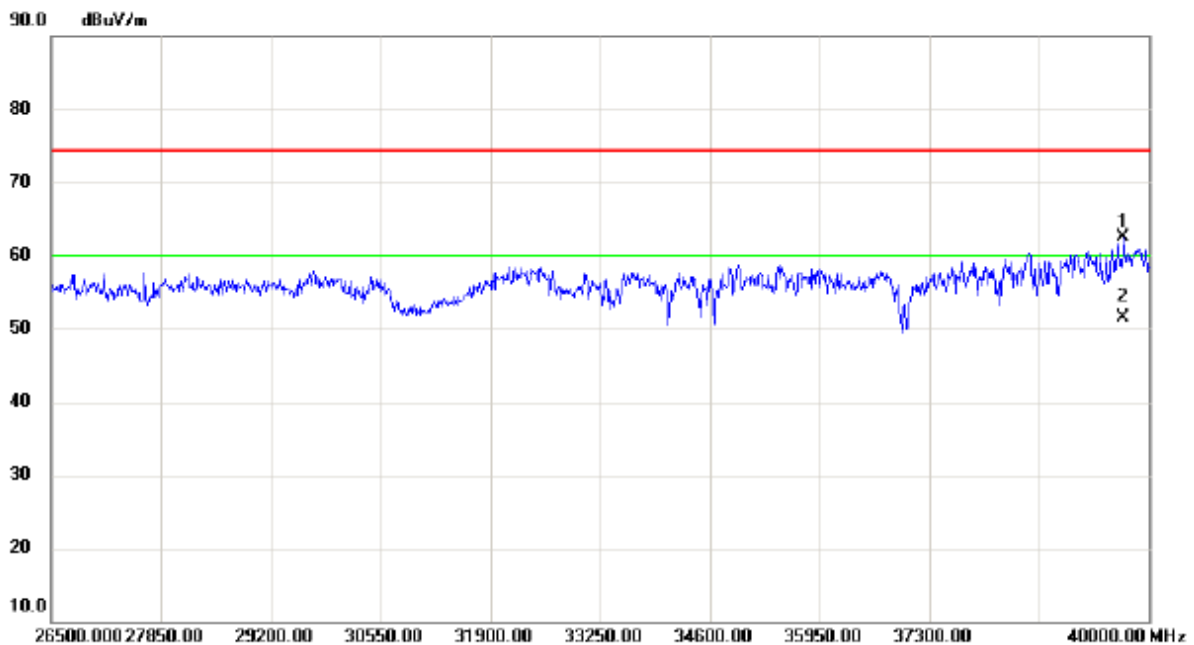
No.	Mk.	Freq.	Reading Level	Correct Factor	Measurement	Limit	Margin	Detector	Comment
		MHz	dBuV	dB	dBuV/m	dBuV/m	dB		
1		10380.00	37.20	13.83	51.03	74.30	-23.27	peak	
2		17976.00	38.64	23.76	62.40	74.30	-11.90	peak	

Orthogonal Axis:	X
Test Mode:	UNII-1/ TX N40 Mode 5190MHz

Horizontal



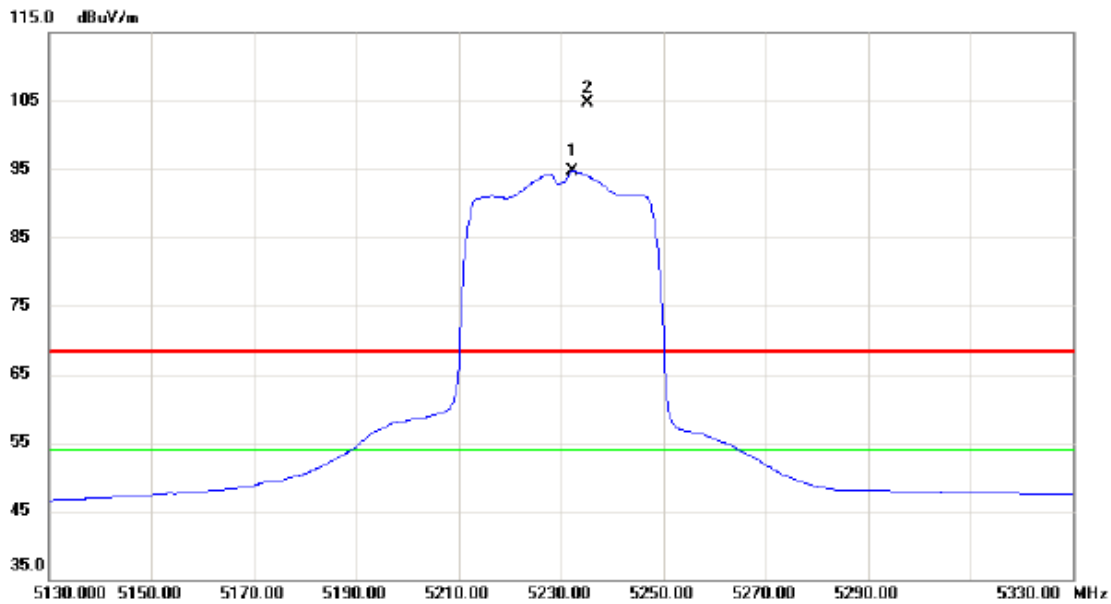
No.	Mk.	Freq.	Reading Level	Correct Factor	Measurement	Limit	Margin	Detector	Comment
		MHz	dBuV	dB	dBuV/m	dBuV/m	dB		



No.	Mk.	Freq.	Reading Level	Correct Factor	Measurement	Limit	Margin	Detector	Comment
		MHz	dBuV	dB	dBuV/m	dBuV/m	dB		
1		39689.50	45.71	16.85	62.56	74.30	-11.74	peak	
2	*	39689.50	34.65	16.85	51.50	60.00	-8.50	AVG	

Orthogonal Axis:	X
Test Mode:	UNII-1/ TX N40 Mode 5230MHz

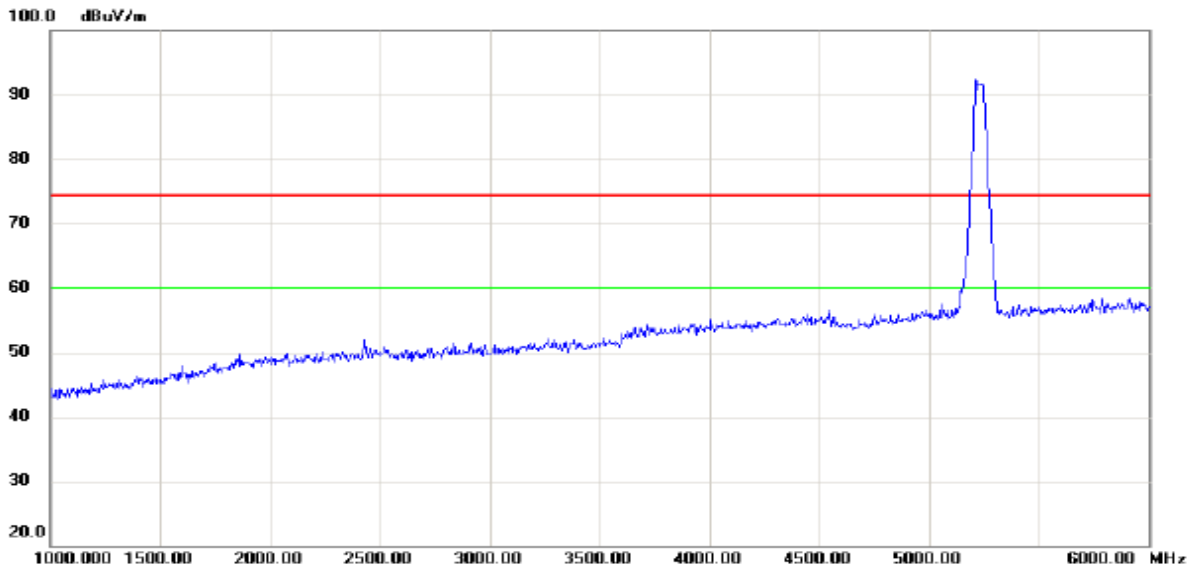
Vertical



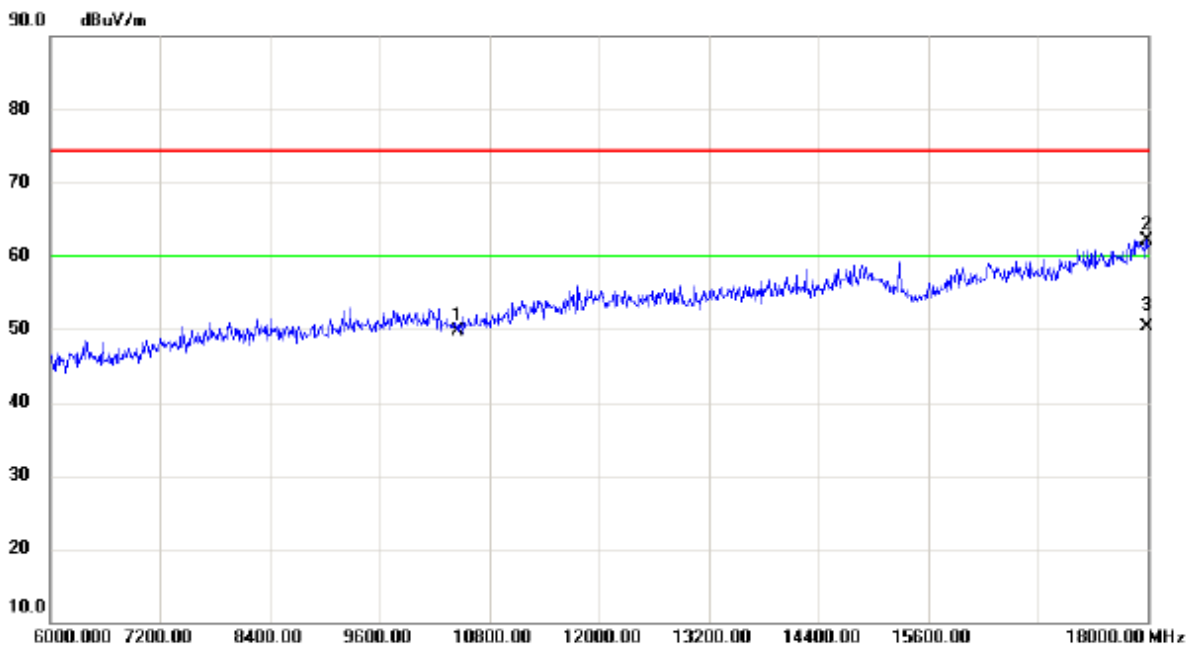
No.	Mk.	Freq. MHz	Reading Level dBuV	Correct Factor dB	Measure- ment dBuV/m	Limit dBuV/m	Margin dB	Detector	Comment
1	*	5232.200	54.07	40.68	94.75	54.00	40.75	AVG	NO LIMIT
2	X	5235.200	64.08	40.68	104.76	68.30	36.46	peak	NO LIMIT

Orthogonal Axis:	X
Test Mode:	UNII-1/ TX N40 Mode 5230MHz

Vertical



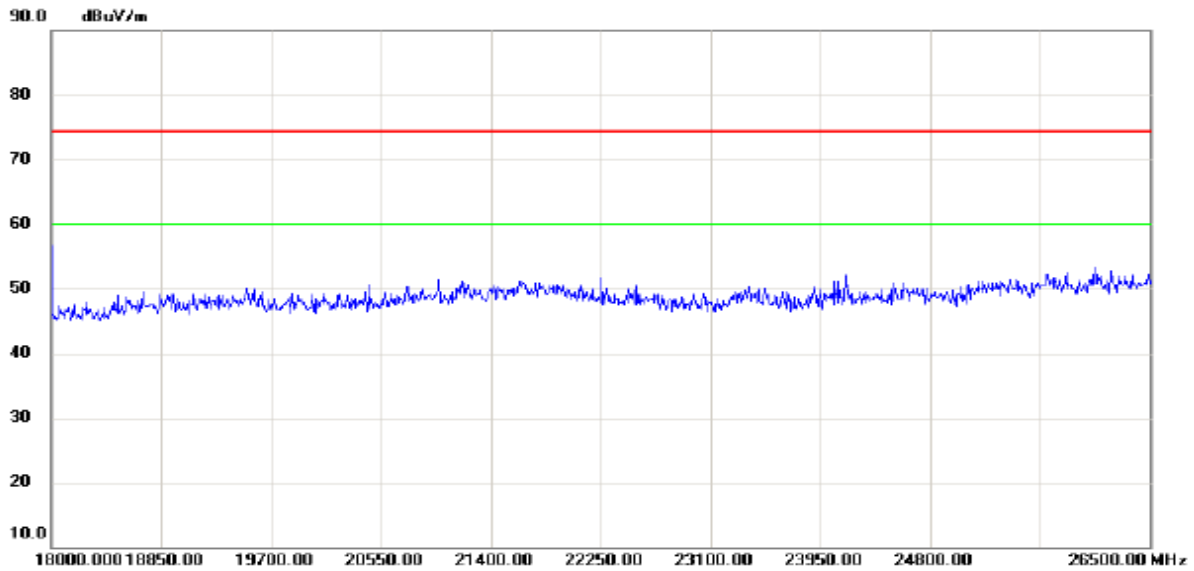
No.	Mk.	Freq.	Reading Level	Correct Factor	Measurement	Limit	Margin	Detector	Comment
		MHz	dBuV	dB	dBuV/m	dBuV/m	dB		



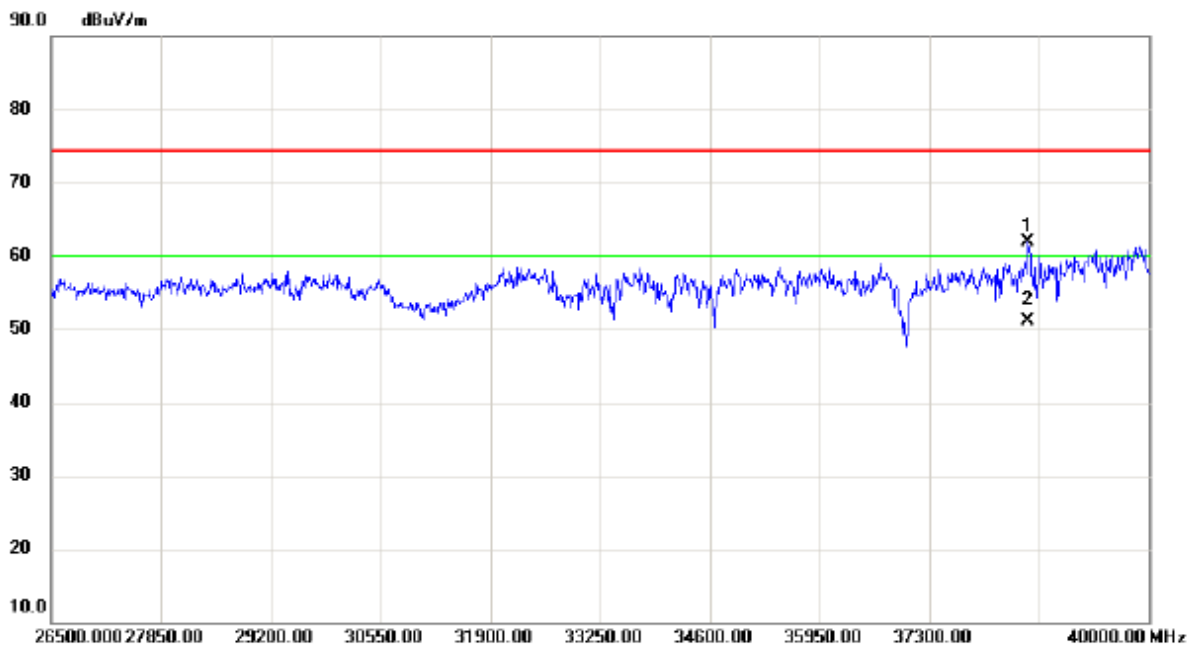
No.	Mk.	Freq.	Reading Level	Correct Factor	Measurement	Limit	Margin	Detector	Comment
		MHz	dBuV	dB	dBuV/m	dBuV/m	dB		
1		10460.00	35.96	13.71	49.67	74.30	-24.63	peak	
2		17988.00	38.40	23.80	62.20	74.30	-12.10	peak	

Orthogonal Axis:	X
Test Mode:	UNII-1/ TX N40 Mode 5230MHz

Vertical



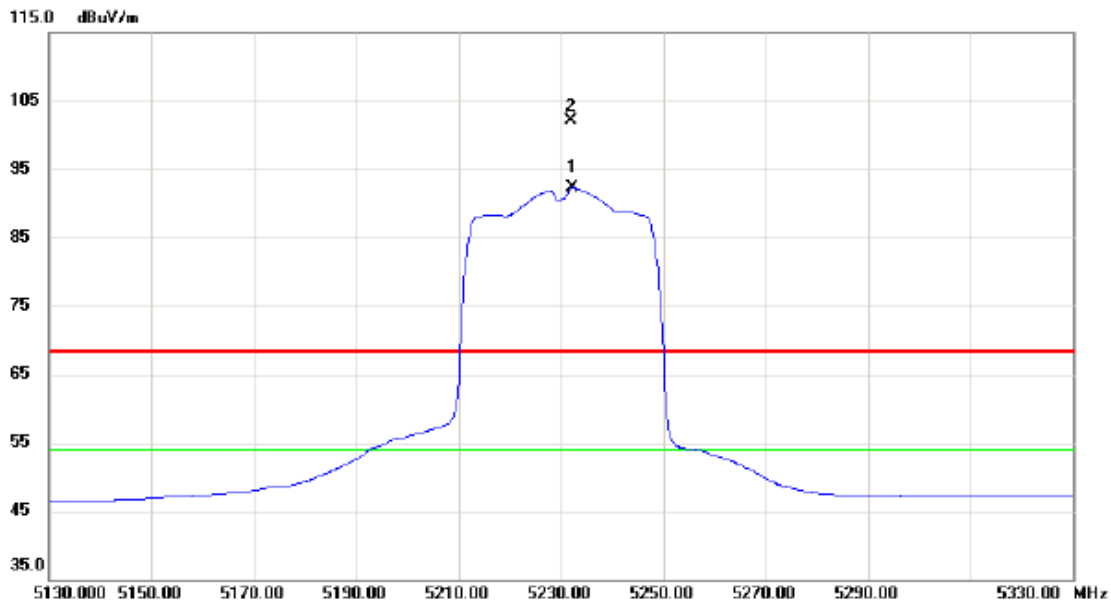
No.	Mk.	Freq. MHz	Reading Level dBuV	Correct Factor dB	Measure- ment dBuV/m	Limit dBuV/m	Margin dB	Detector	Comment
-----	-----	--------------	--------------------------	-------------------------	----------------------------	-----------------	--------------	----------	---------



No.	Mk.	Freq. MHz	Reading Level dBuV	Correct Factor dB	Measure- ment dBuV/m	Limit dBuV/m	Margin dB	Detector	Comment
1		38515.00	48.20	13.67	61.87	74.30	-12.43	peak	
2	*	38515.00	37.37	13.67	51.04	60.00	-8.96	AVG	

Orthogonal Axis:	X
Test Mode:	UNII-1/ TX N40 Mode 5230MHz

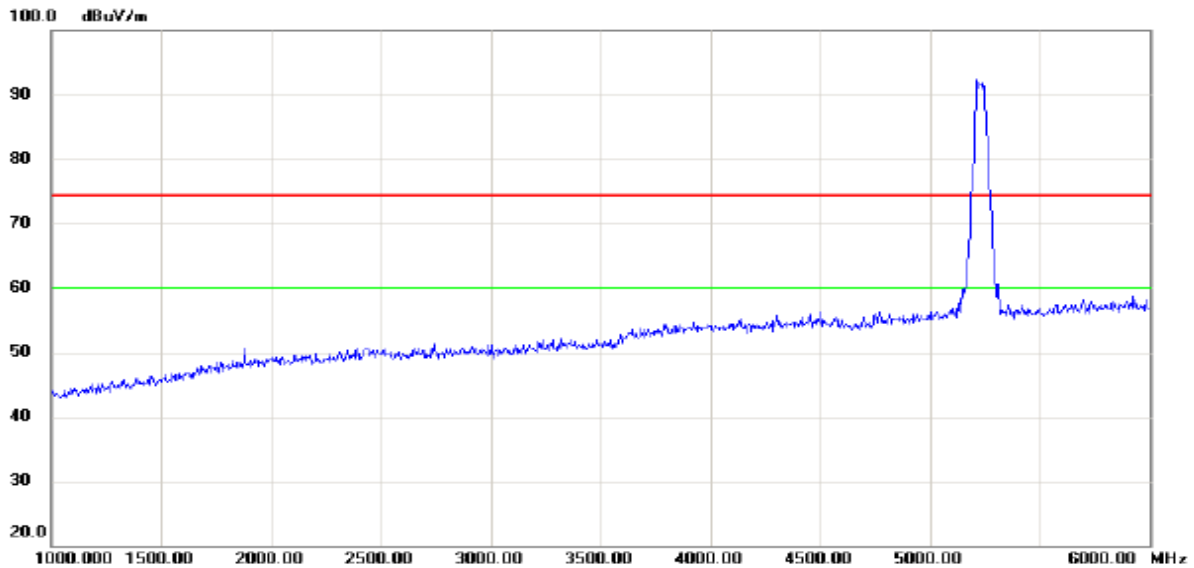
Horizontal



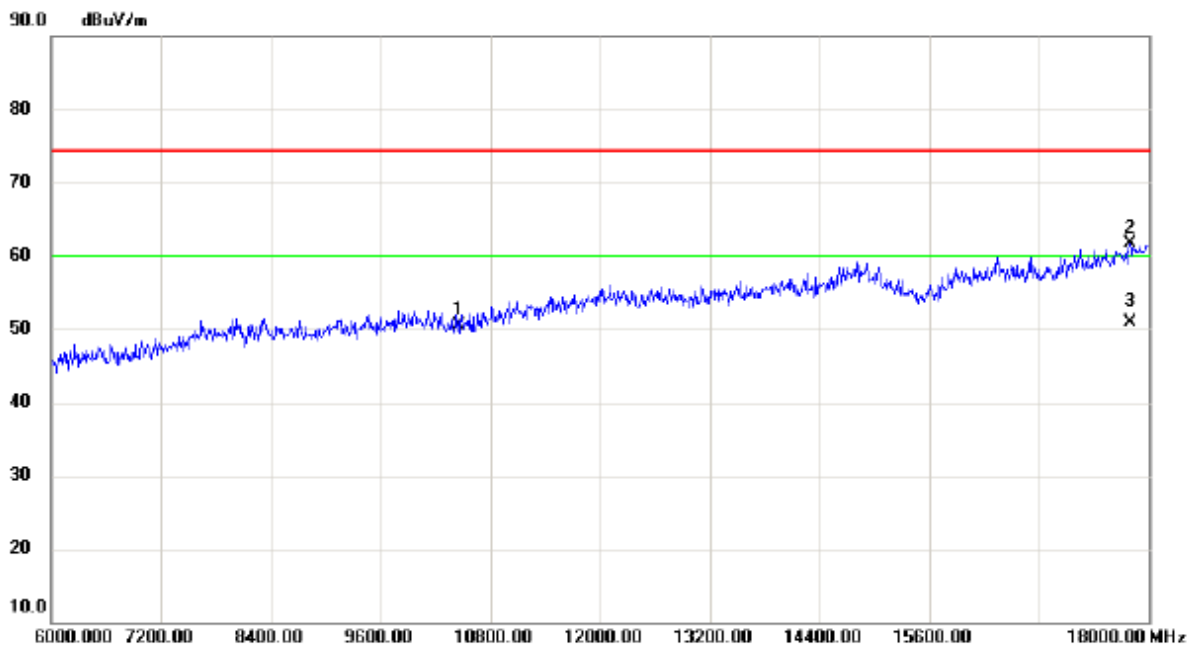
No.	Mk.	Freq. MHz	Reading Level dBuV	Correct Factor dB	Measure- ment dBuV/m	Limit dBuV/m	Margin dB	Detector	Comment
1	*	5232.200	51.66	40.68	92.34	54.00	38.34	AVG	NO LIMIT
2	X	5232.000	61.52	40.68	102.20	68.30	33.90	peak	NO LIMIT

Orthogonal Axis:	X
Test Mode:	UNII-1/ TX N40 Mode 5230MHz

Horizontal



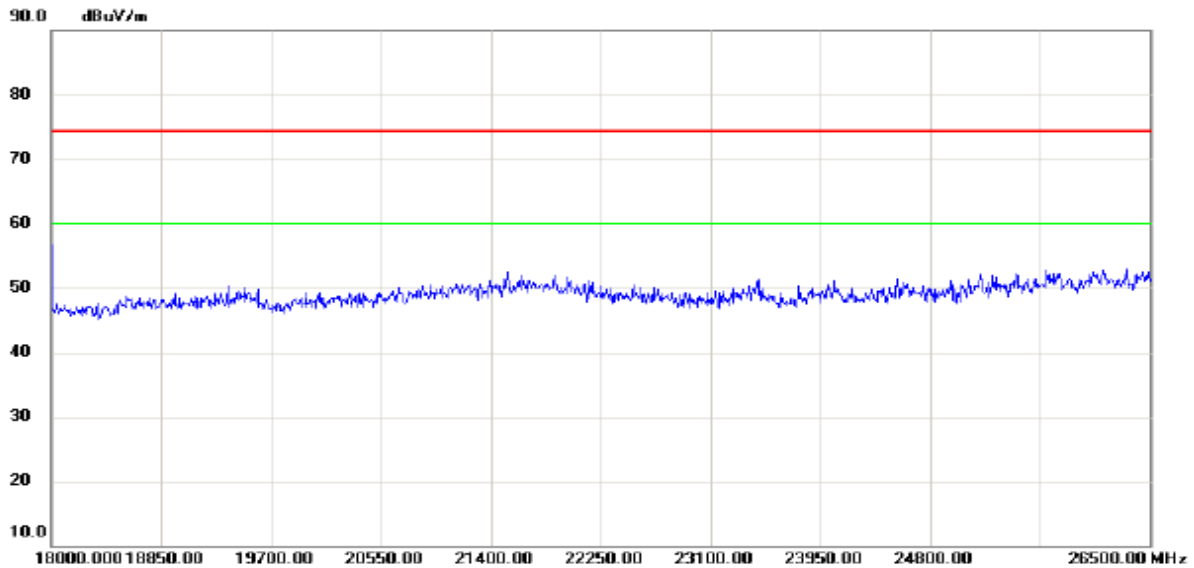
No.	Mk.	Freq. MHz	Reading Level dBuV	Correct Factor dB	Measure- ment dBuV/m	Limit dBuV/m	Margin dB	Detector	Comment
-----	-----	--------------	--------------------------	-------------------------	----------------------------	-----------------	--------------	----------	---------



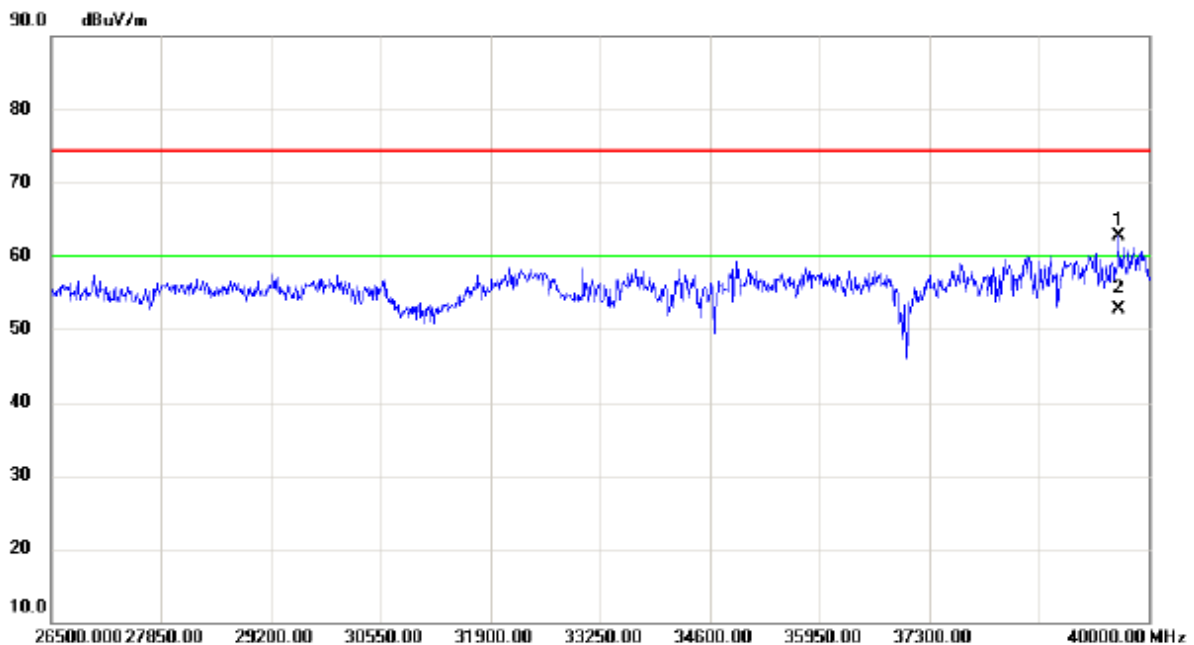
No.	Mk.	Freq. MHz	Reading Level dBuV	Correct Factor dB	Measure- ment dBuV/m	Limit dBuV/m	Margin dB	Detector	Comment
1		10460.00	36.72	13.71	50.43	74.30	-23.87	peak	
2		17796.00	38.48	23.23	61.71	74.30	-12.59	peak	

Orthogonal Axis:	X
Test Mode:	UNII-1/ TX N40 Mode 5230MHz

Horizontal



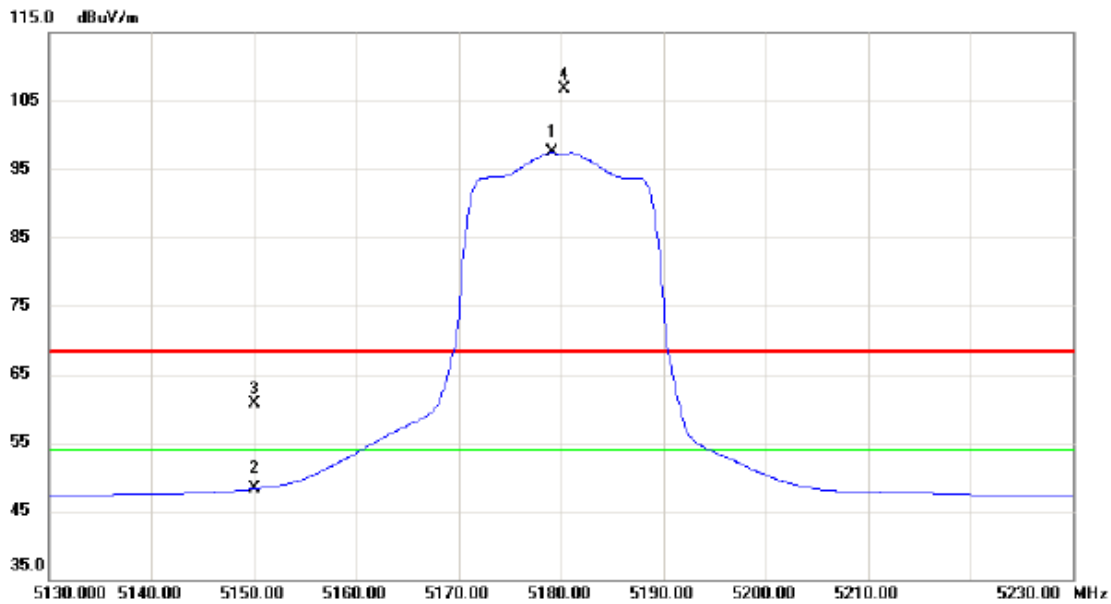
No.	Mk.	Freq. MHz	Reading Level dBuV	Correct Factor dB	Measure- ment dBuV/m	Limit dBuV/m	Margin dB	Detector	Comment
-----	-----	--------------	--------------------------	-------------------------	----------------------------	-----------------	--------------	----------	---------



No.	Mk.	Freq. MHz	Reading Level dBuV	Correct Factor dB	Measure- ment dBuV/m	Limit dBuV/m	Margin dB	Detector	Comment
1		39622.00	45.97	16.68	62.65	74.30	-11.65	peak	
2	*	39622.00	36.05	16.68	52.73	60.00	-7.27	AVG	

Orthogonal Axis:	X
Test Mode:	UNII-1/ TX AC20 Mode 5180MHz

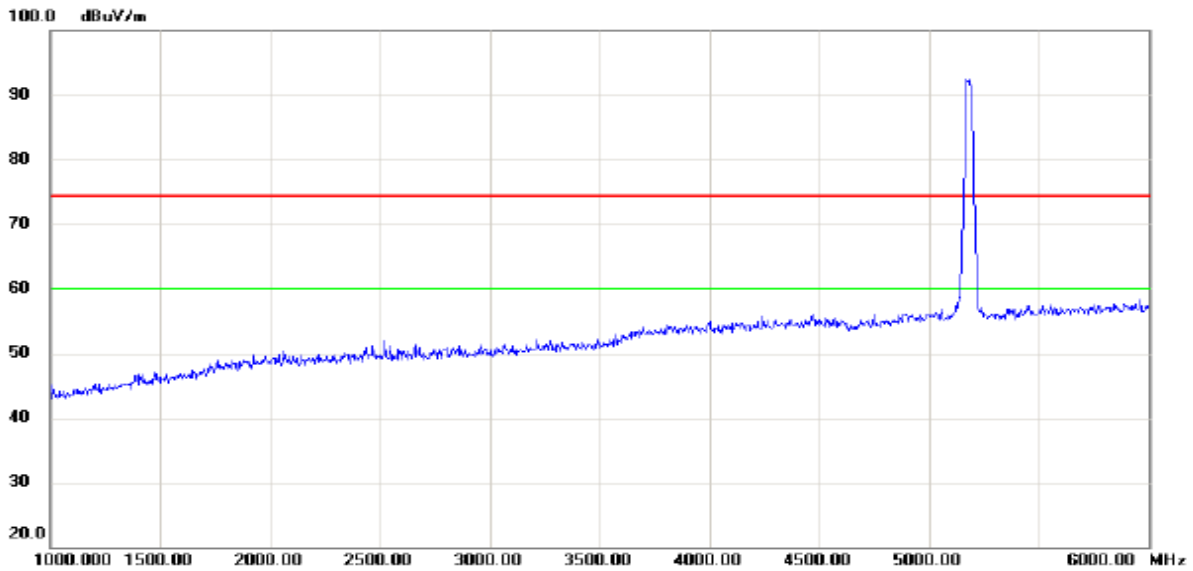
Vertical



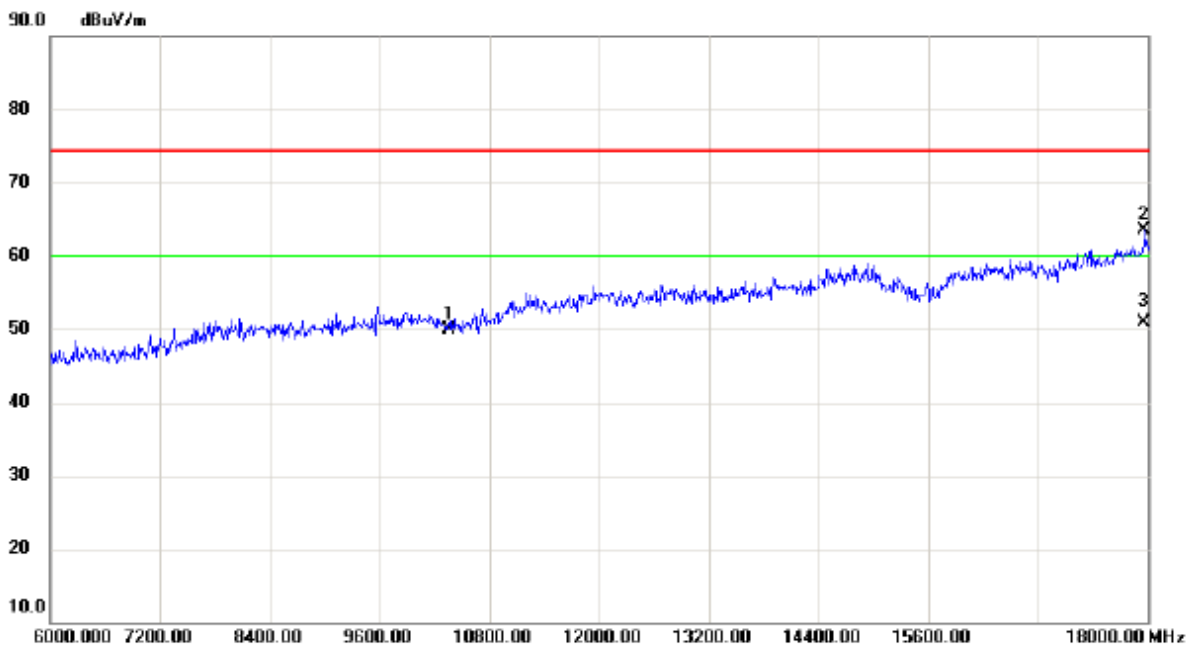
No.	Mk.	Freq. MHz	Reading Level dBuV	Correct Factor dB	Measure- ment dBuV/m	Limit dBuV/m	Margin dB	Detector	Comment
1	*	5179.100	57.01	40.50	97.51	54.00	43.51	AVG	NO LIMIT
2		5150.000	7.89	40.40	48.29	54.00	-5.71	AVG	
3		5150.000	20.25	40.40	60.65	68.30	-7.65	peak	
4	X	5180.300	66.13	40.50	106.63	68.30	38.33	peak	NO LIMIT

Orthogonal Axis:	X
Test Mode:	UNII-1/ TX AC20 Mode 5180MHz

Vertical



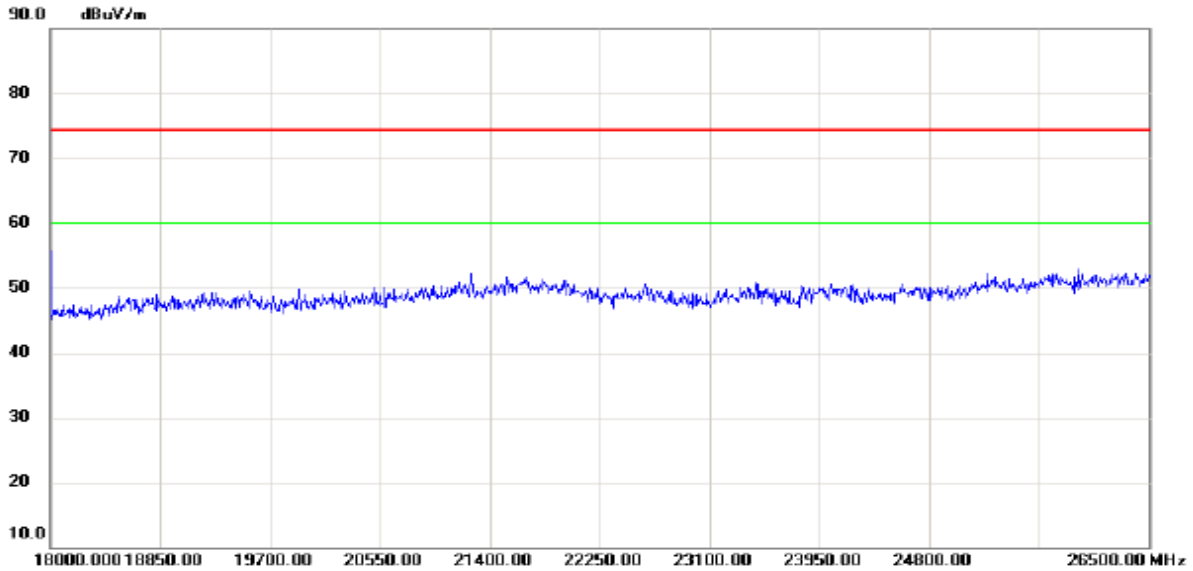
No.	Mk.	Freq. MHz	Reading Level dBuV	Correct Factor dB	Measure- ment dBuV/m	Limit dBuV/m	Margin dB	Detector	Comment
-----	-----	--------------	--------------------------	-------------------------	----------------------------	-----------------	--------------	----------	---------



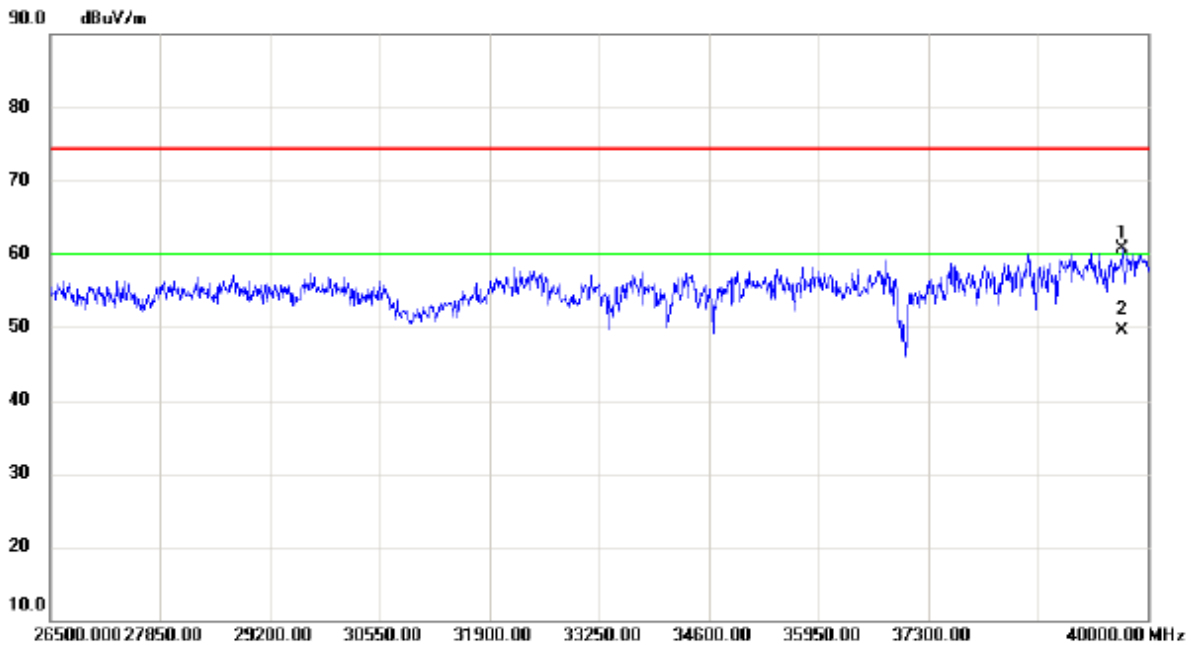
No.	Mk.	Freq. MHz	Reading Level dBuV	Correct Factor dB	Measure- ment dBuV/m	Limit dBuV/m	Margin dB	Detector	Comment
1		10360.00	36.03	13.85	49.88	74.30	-24.42	peak	
2		17964.00	39.84	23.72	63.56	74.30	-10.74	peak	

Orthogonal Axis:	X
Test Mode:	UNII-1/ TX AC20 Mode 5180MHz

Vertical



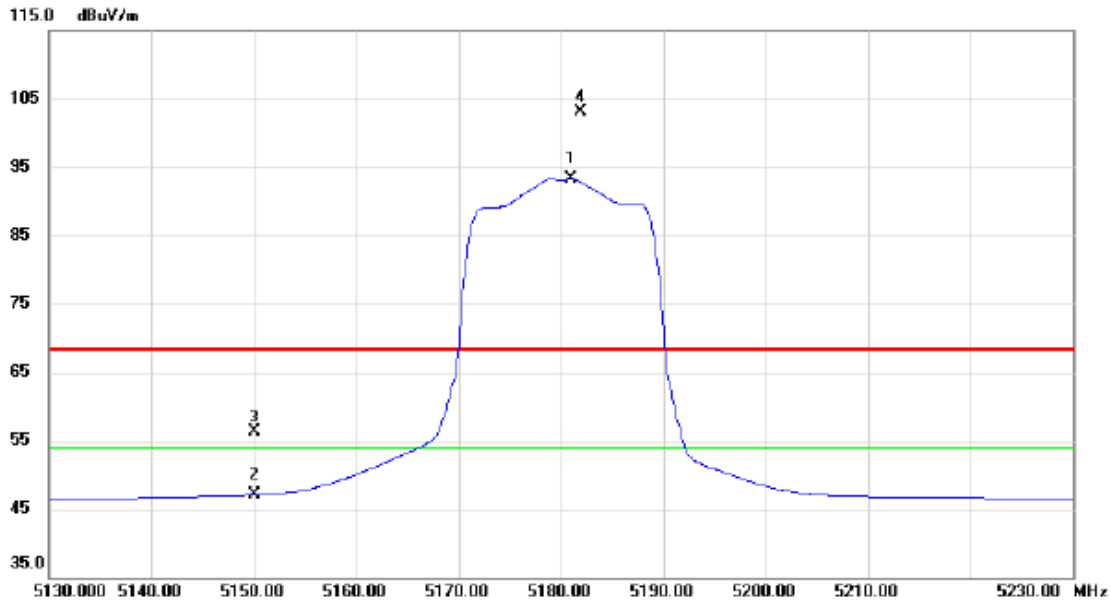
No.	Mk.	Freq.	Reading Level	Correct Factor	Measurement	Limit	Margin	Detector	Comment
		MHz	dBuV	dB	dBuV/m	dBuV/m	dB		



No.	Mk.	Freq.	Reading Level	Correct Factor	Measurement	Limit	Margin	Detector	Comment
		MHz	dBuV	dB	dBuV/m	dBuV/m	dB		
1		39689.50	43.77	16.85	60.62	74.30	-13.68	peak	
2	*	39689.50	32.59	16.85	49.44	60.00	-10.56	AVG	

Orthogonal Axis:	X
Test Mode:	UNII-1/ TX AC20 Mode 5180MHz

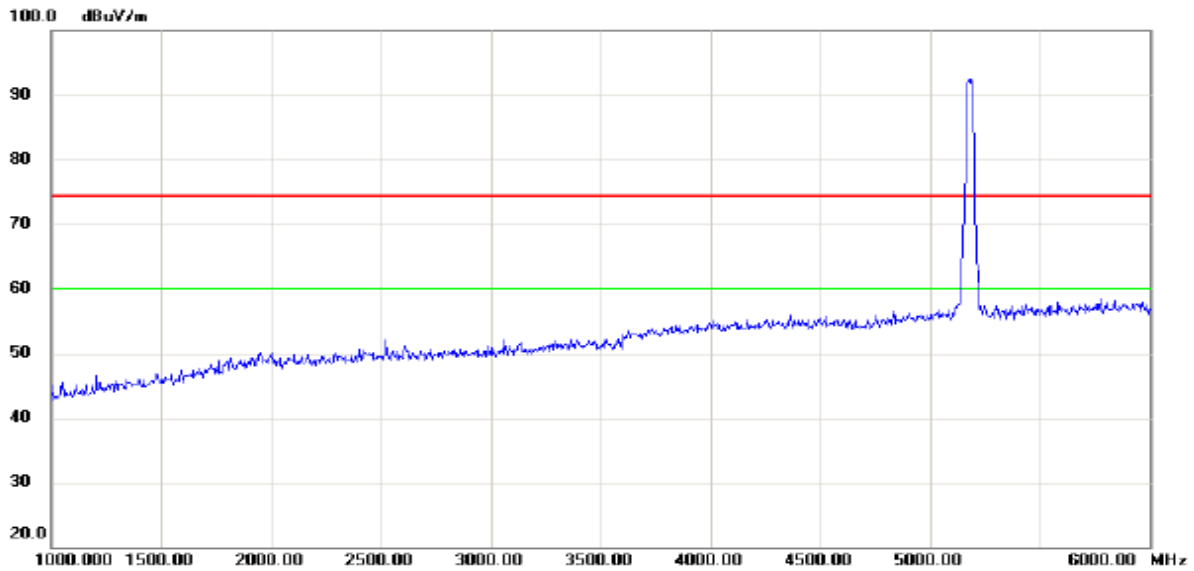
Horizontal



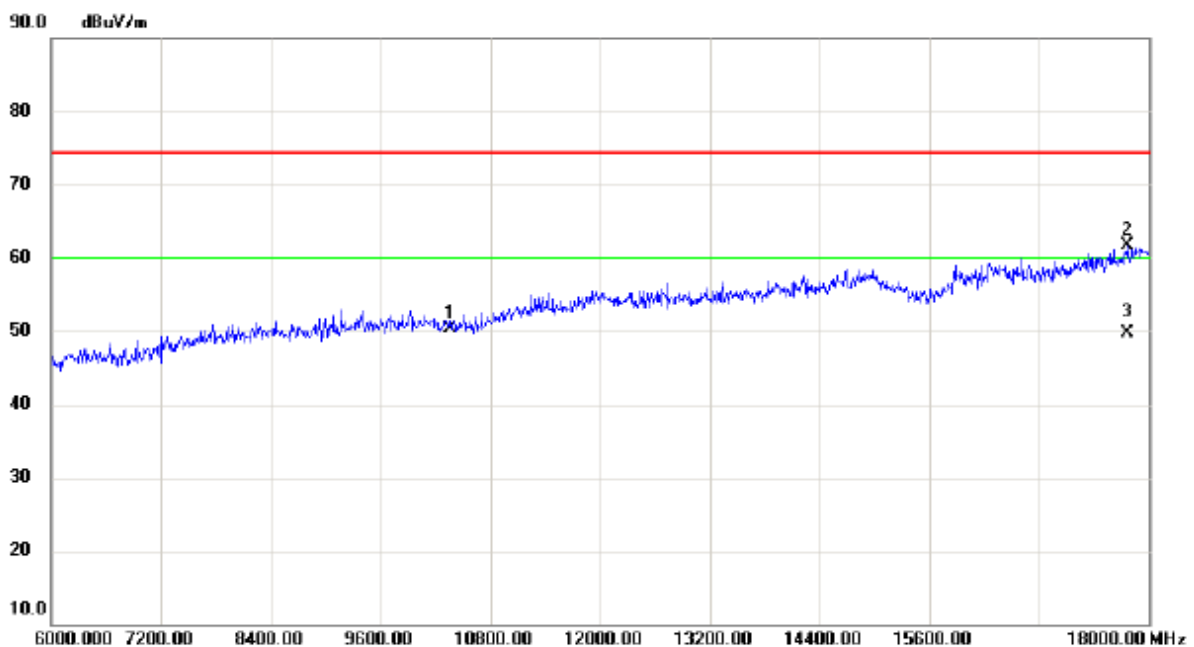
No.	Mk.	Freq. MHz	Reading Level dBuV	Correct Factor dB	Measure- ment dBuV/m	Limit dBuV/m	Margin dB	Detector	Comment
1	*	5181.000	52.90	40.50	93.40	54.00	39.40	AVG	NO LIMIT
2		5150.000	6.66	40.40	47.06	54.00	-6.94	AVG	
3		5150.000	15.97	40.40	56.37	68.30	-11.93	peak	
4	X	5181.900	62.63	40.51	103.14	68.30	34.84	peak	NO LIMIT

Orthogonal Axis:	X
Test Mode:	UNII-1/ TX AC20 Mode 5180MHz

Horizontal



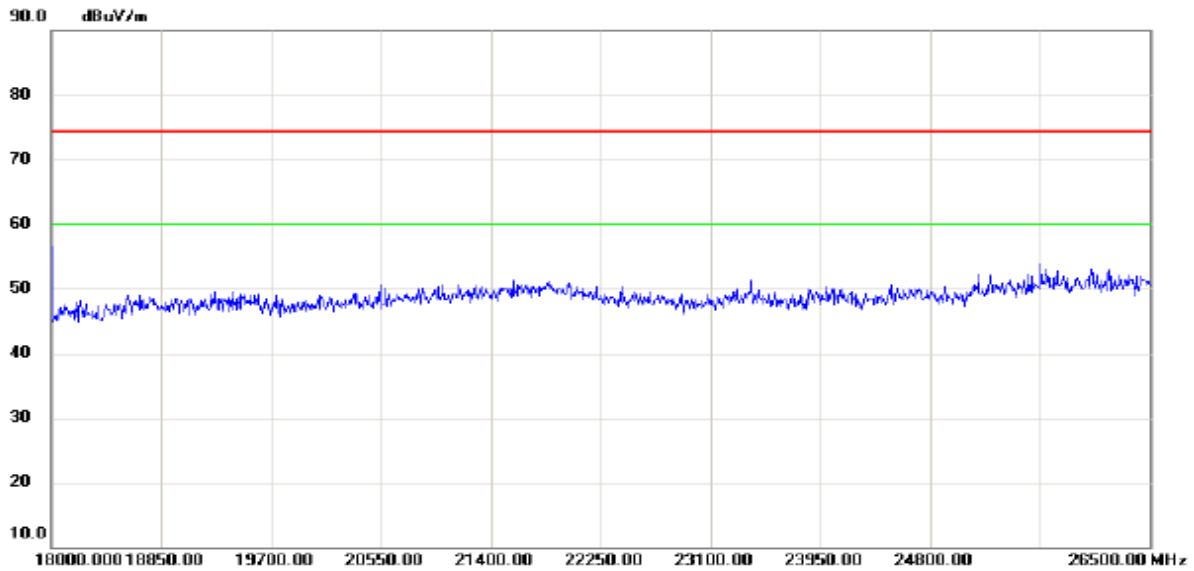
No.	Mk.	Freq. MHz	Reading Level dBuV	Correct Factor dB	Measure- ment dBuV/m	Limit dBuV/m	Margin dB	Detector	Comment
-----	-----	--------------	--------------------------	-------------------------	----------------------------	-----------------	--------------	----------	---------



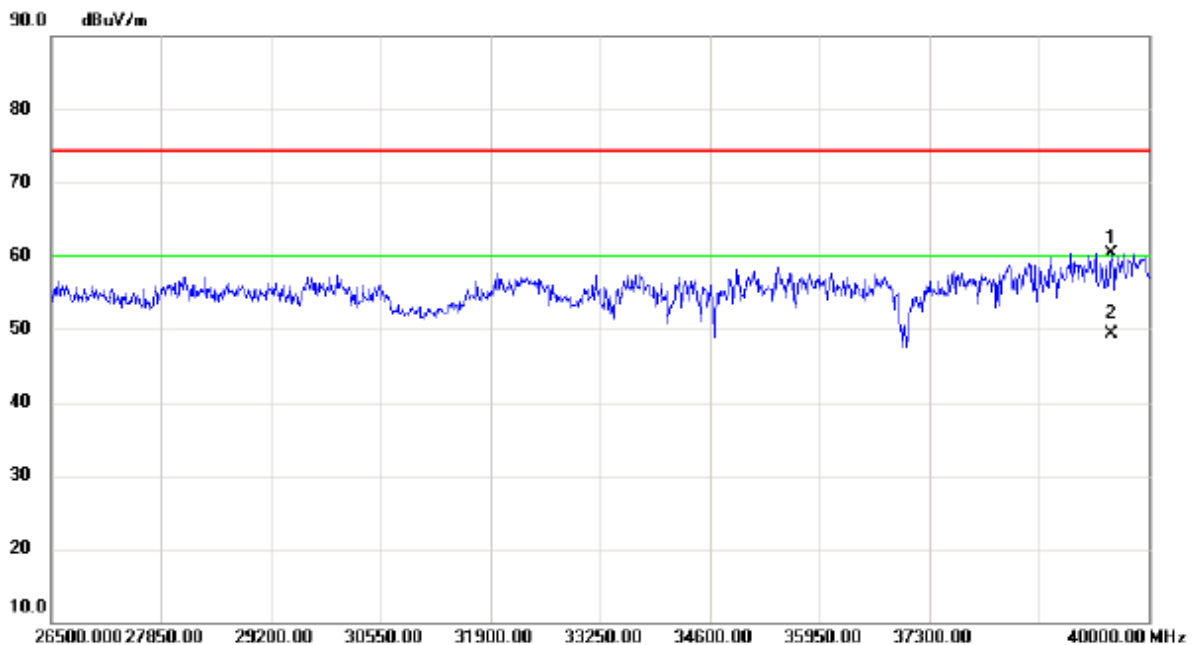
No.	Mk.	Freq. MHz	Reading Level dBuV	Correct Factor dB	Measure- ment dBuV/m	Limit dBuV/m	Margin dB	Detector	Comment
1		10360.00	36.49	13.85	50.34	74.30	-23.96	peak	
2		17772.00	38.54	23.16	61.70	74.30	-12.60	peak	

Orthogonal Axis:	X
Test Mode:	UNII-1/ TX AC20 Mode 5180MHz

Horizontal



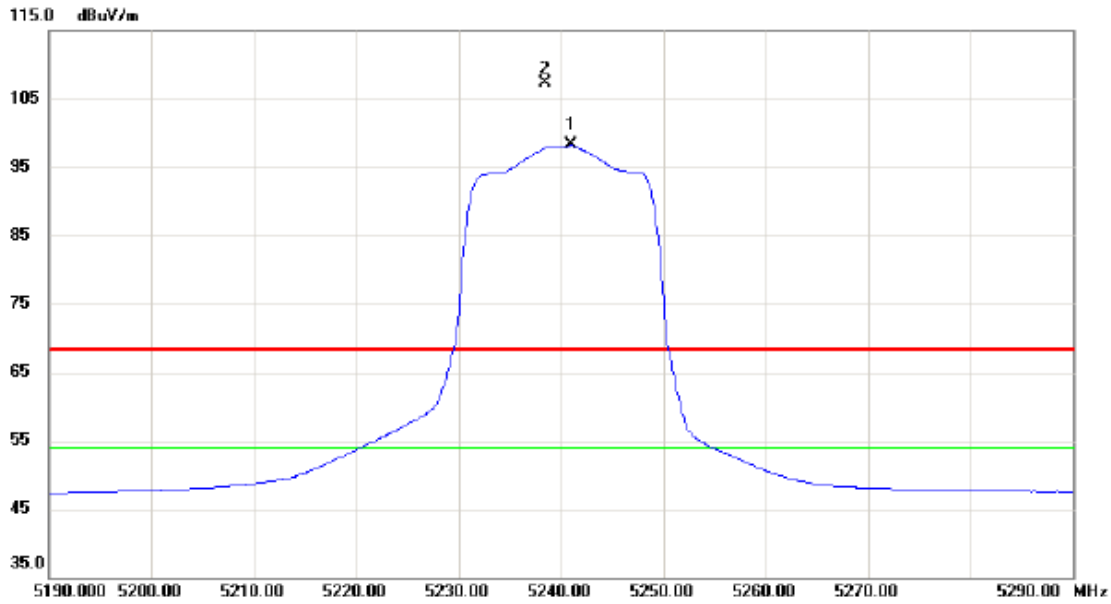
No.	Mk.	Freq. MHz	Reading Level dBuV	Correct Factor dB	Measure- ment dBuV/m	Limit dBuV/m	Margin dB	Detector	Comment
-----	-----	--------------	--------------------------	-------------------------	----------------------------	-----------------	--------------	----------	---------



No.	Mk.	Freq. MHz	Reading Level dBuV	Correct Factor dB	Measure- ment dBuV/m	Limit dBuV/m	Margin dB	Detector	Comment
1		39541.00	43.86	16.48	60.34	74.30	-13.96	peak	
2	*	39541.00	32.73	16.48	49.21	60.00	-10.79	AVG	

Orthogonal Axis:	X
Test Mode:	UNII-1/ TX AC20 Mode 5240MHz

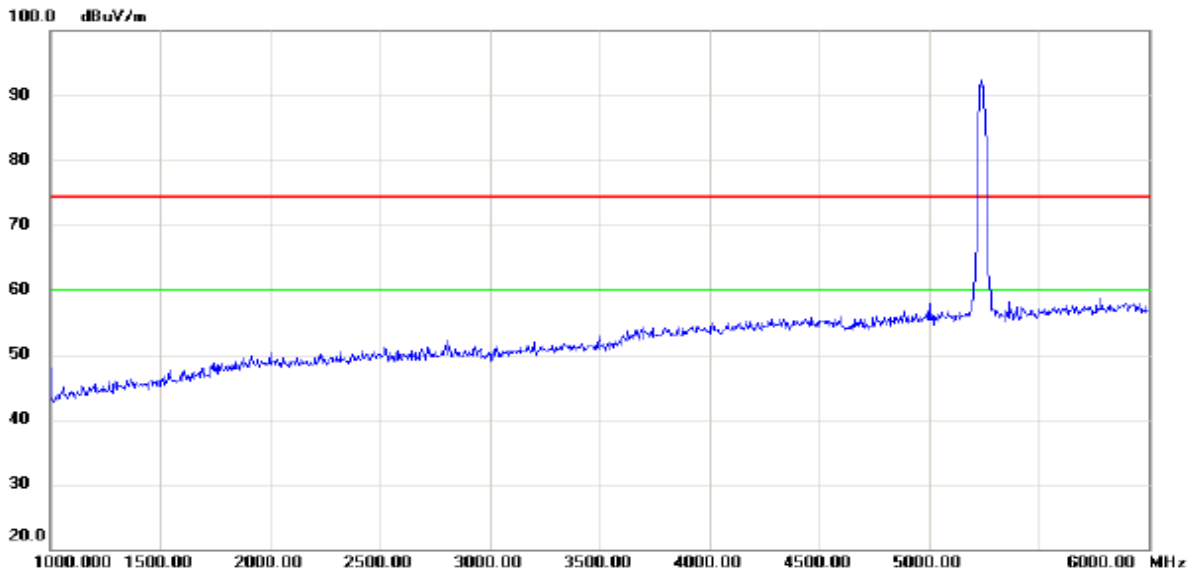
Vertical



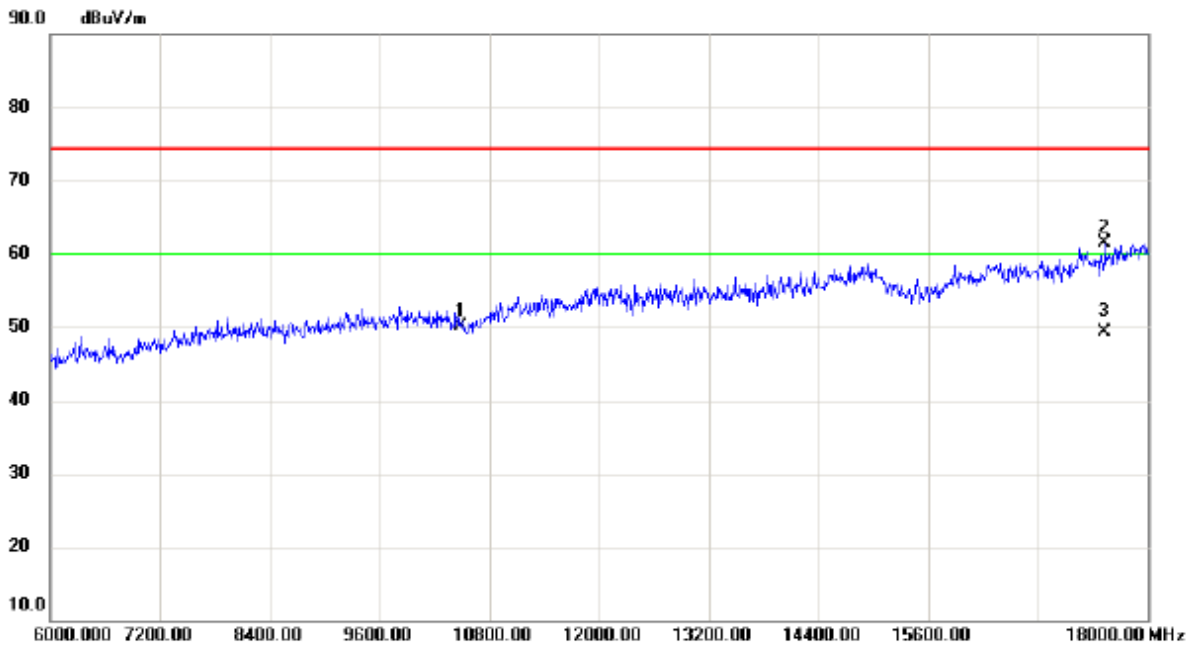
No.	Mk.	Freq. MHz	Reading Level dBuV	Correct Factor dB	Measure- ment dBuV/m	Limit dBuV/m	Margin dB	Detector	Comment
1	*	5241.000	57.53	40.71	98.24	54.00	44.24	AVG	NO LIMIT
2	X	5238.500	66.70	40.69	107.39	68.30	39.09	peak	NO LIMIT

Orthogonal Axis:	X
Test Mode:	UNII-1/ TX AC20 Mode 5240MHz

Vertical



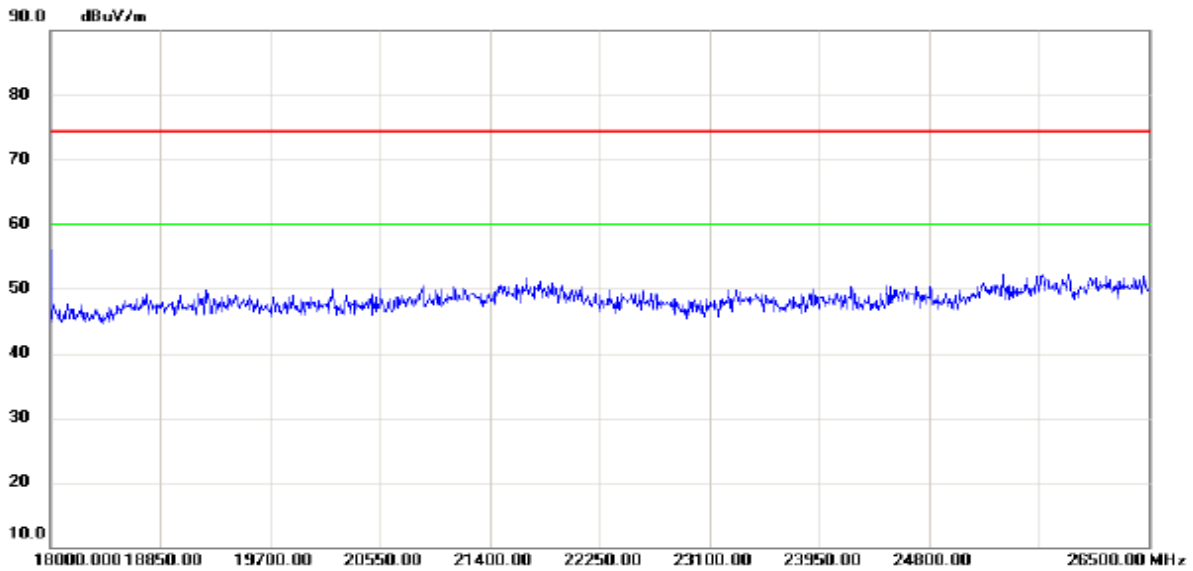
No.	Mk.	Freq.	Reading Level	Correct Factor	Measurement	Limit	Margin	Detector	Comment
		MHz	dBuV	dB	dBuV/m	dBuV/m	dB		



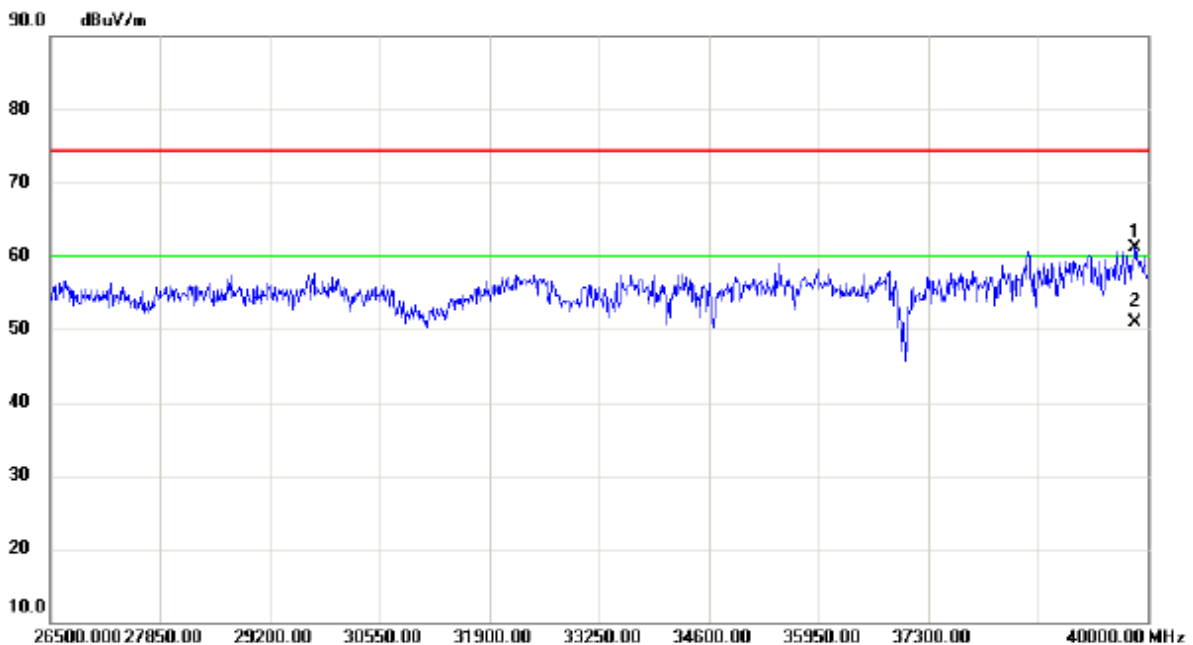
No.	Mk.	Freq.	Reading Level	Correct Factor	Measurement	Limit	Margin	Detector	Comment
		MHz	dBuV	dB	dBuV/m	dBuV/m	dB		
1		10480.00	36.32	13.69	50.01	74.30	-24.29	peak	
2		17532.00	38.95	22.46	61.41	74.30	-12.89	peak	

Orthogonal Axis:	X
Test Mode:	UNII-1/ TX AC20 Mode 5240MHz

Vertical



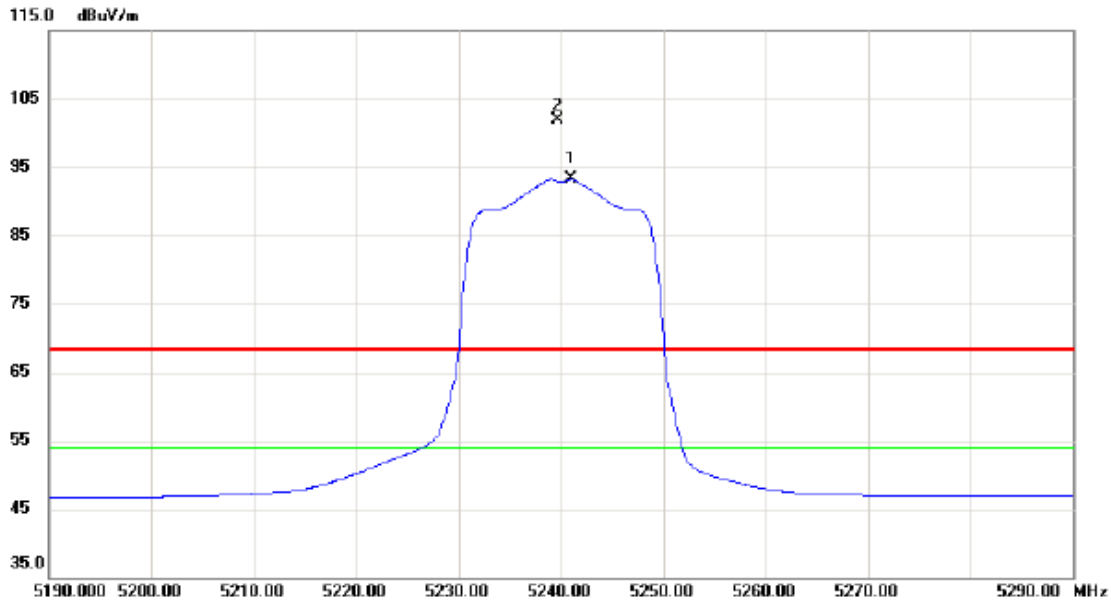
No.	Mk.	Freq. MHz	Reading Level dBuV	Correct Factor dB	Measure- ment dBuV/m	Limit dBuV/m	Margin dB	Detector	Comment
-----	-----	--------------	--------------------------	-------------------------	----------------------------	-----------------	--------------	----------	---------



No.	Mk.	Freq. MHz	Reading Level dBuV	Correct Factor dB	Measure- ment dBuV/m	Limit dBuV/m	Margin dB	Detector	Comment
1		39851.50	43.79	17.23	61.02	74.30	-13.28	peak	
2	*	39851.50	33.74	17.23	50.97	60.00	-9.03	AVG	

Orthogonal Axis:	X
Test Mode:	UNII-1/ TX AC20 Mode 5240MHz

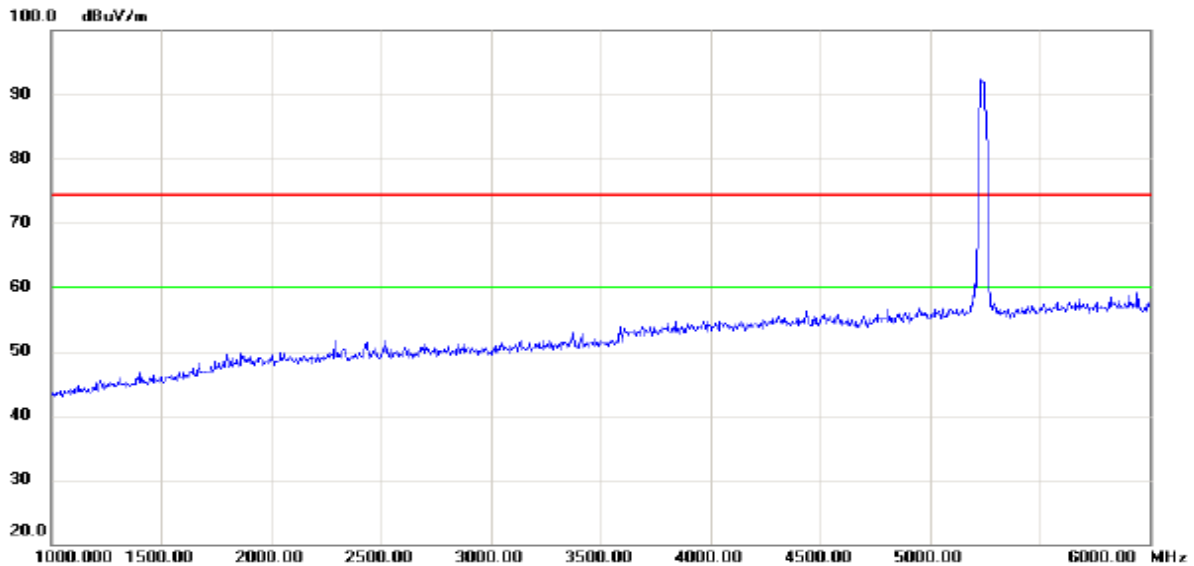
Horizontal



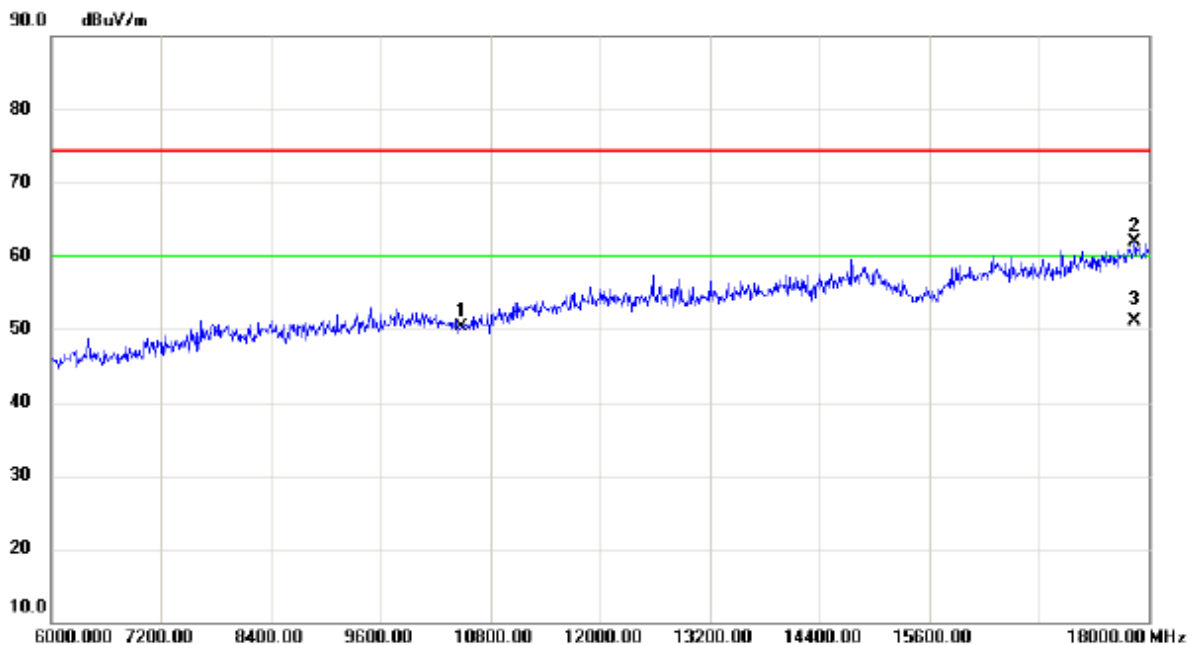
No.	Mk.	Freq. MHz	Reading Level dBuV	Correct Factor dB	Measure- ment dBuV/m	Limit dBuV/m	Margin dB	Detector	Comment
1	*	5241.000	52.54	40.71	93.25	54.00	39.25	AVG	NO LIMIT
2	X	5239.700	61.29	40.71	102.00	68.30	33.70	peak	NO LIMIT

Orthogonal Axis:	X
Test Mode:	UNII-1/ TX AC20 Mode 5240MHz

Horizontal



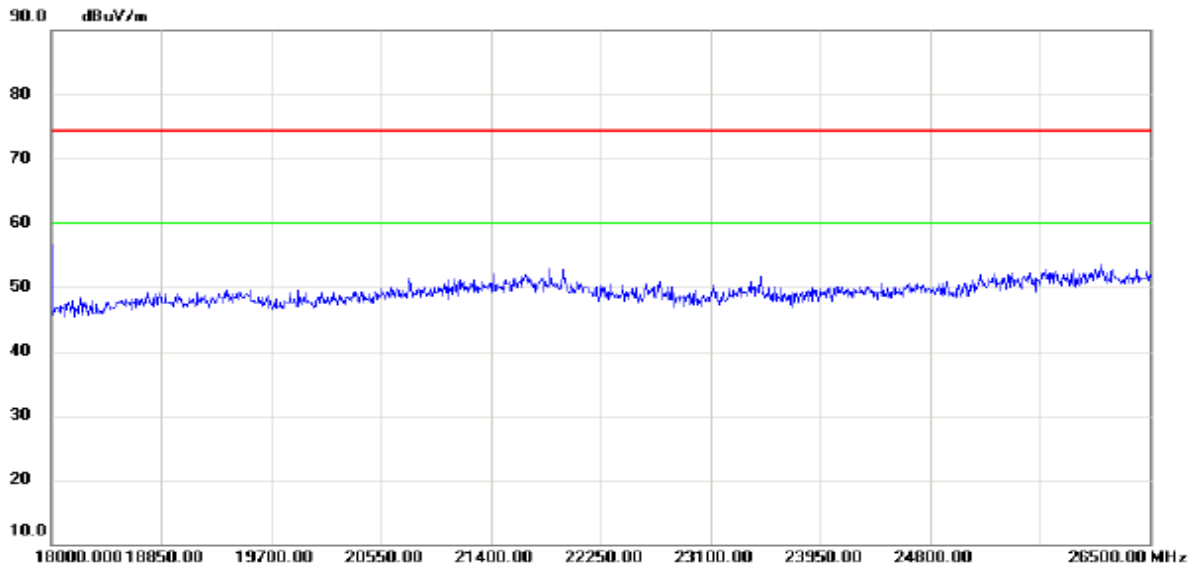
No.	Mk.	Freq.	Reading Level	Correct Factor	Measurement	Limit	Margin	Detector	Comment
		MHz	dBuV	dB	dBuV/m	dBuV/m	dB		



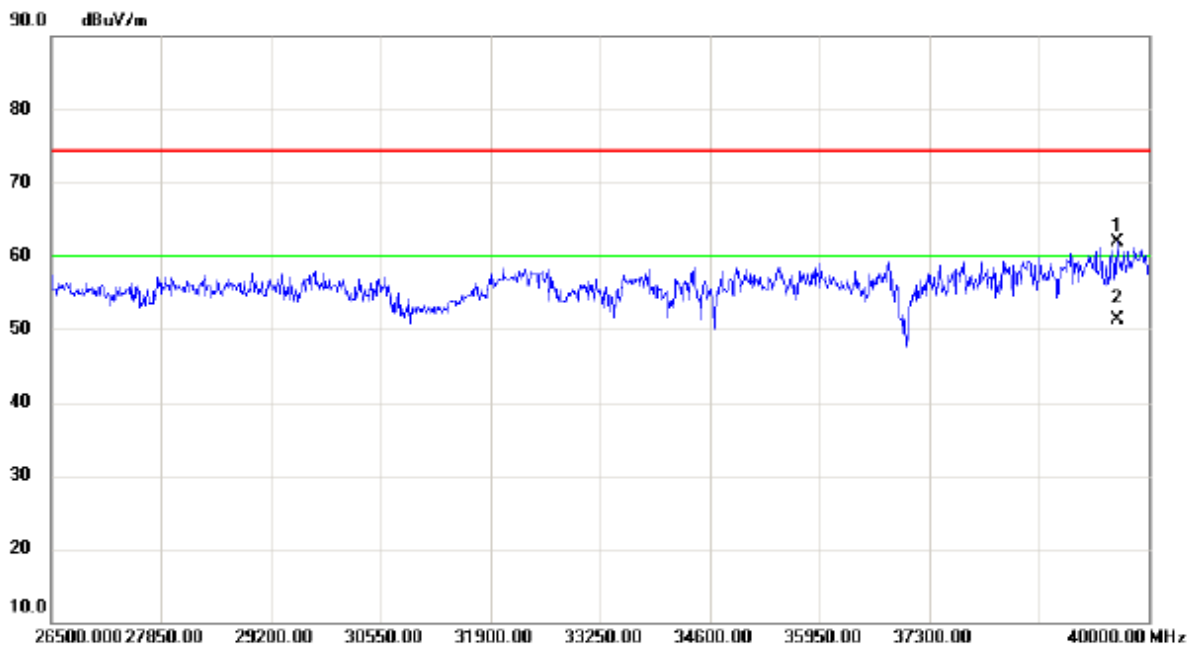
No.	Mk.	Freq.	Reading Level	Correct Factor	Measurement	Limit	Margin	Detector	Comment
		MHz	dBuV	dB	dBuV/m	dBuV/m	dB		
1		10480.00	36.54	13.69	50.23	74.30	-24.07	peak	
2		17844.00	38.51	23.37	61.88	74.30	-12.42	peak	

Orthogonal Axis:	X
Test Mode:	UNII-1/ TX AC20 Mode 5240MHz

Horizontal



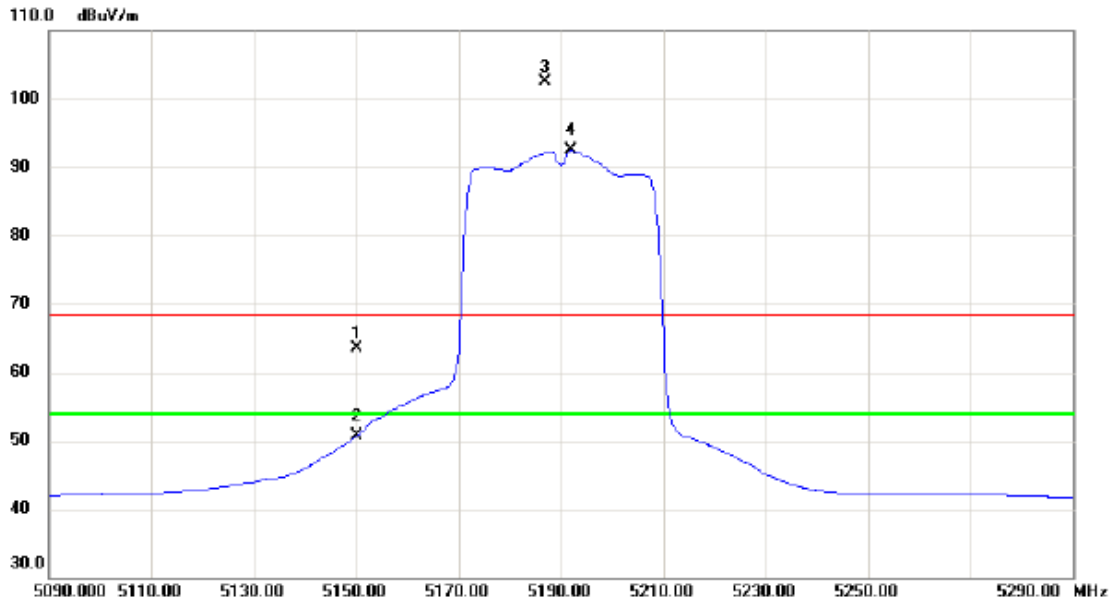
No.	Mk.	Freq.	Reading Level	Correct Factor	Measurement	Limit	Margin	Detector	Comment
		MHz	dBuV	dB	dBuV/m	dBuV/m	dB		



No.	Mk.	Freq.	Reading Level	Correct Factor	Measurement	Limit	Margin	Detector	Comment
		MHz	dBuV	dB	dBuV/m	dBuV/m	dB		
1		39608.50	45.22	16.64	61.86	74.30	-12.44	peak	
2	*	39608.50	34.62	16.64	51.26	60.00	-8.74	AVG	

Orthogonal Axis:	X
Test Mode:	UNII-1/ TX AC40 Mode 5190MHz

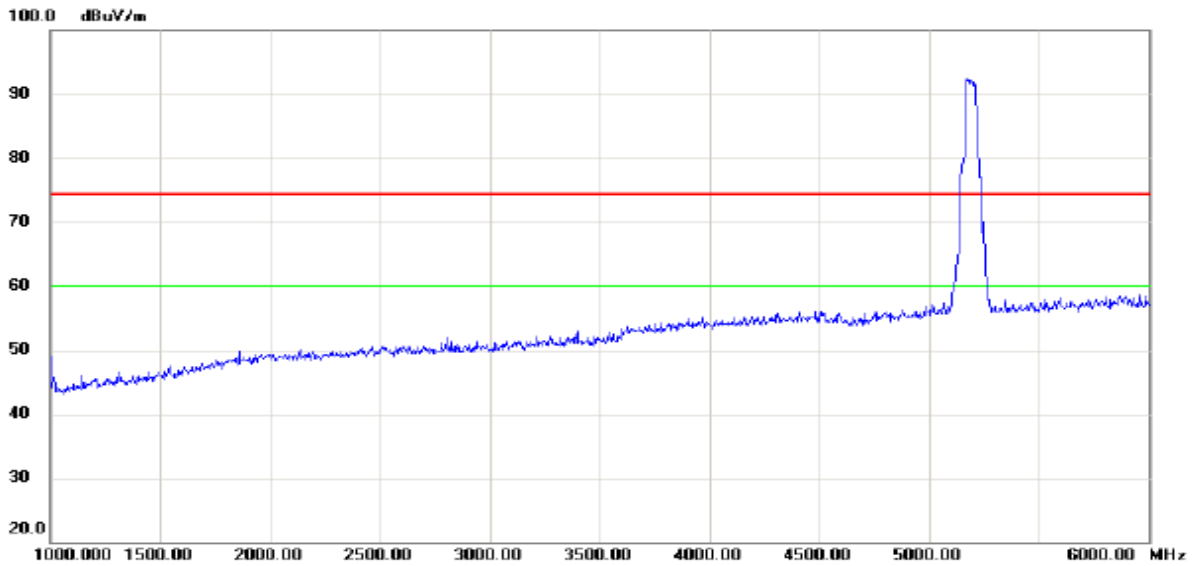
Vertical



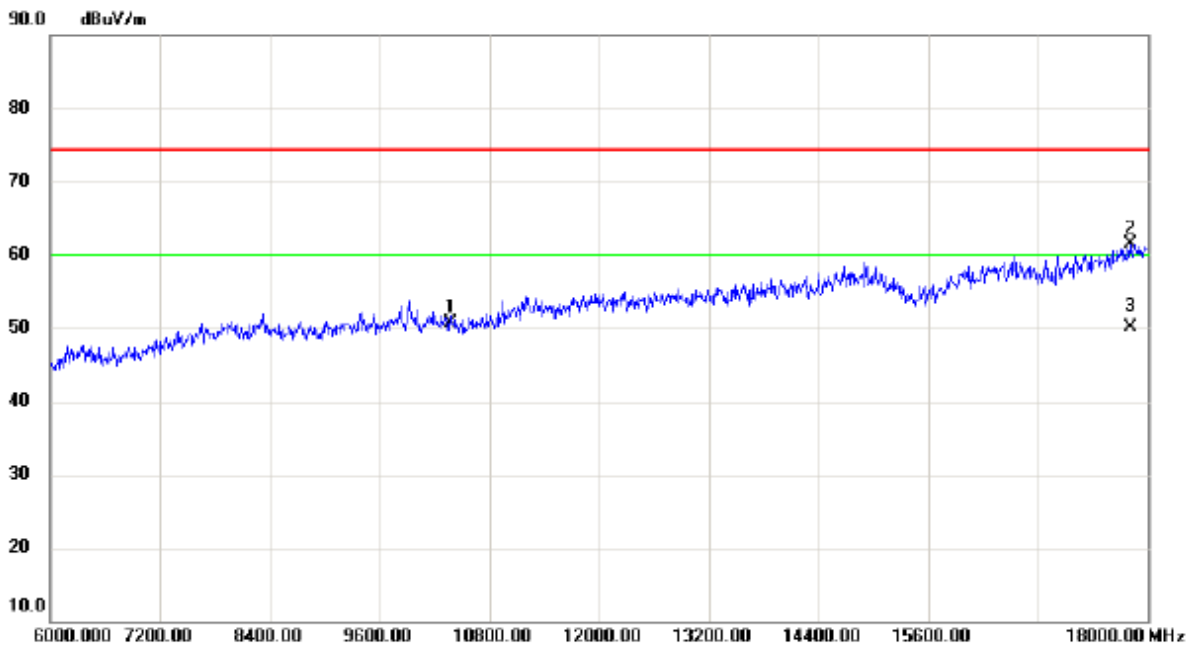
No.	Mk.	Freq. MHz	Reading Level dBuV	Correct Factor dB	Measure- ment dBuV/m	Limit dBuV/m	Margin dB	Detector	Comment
1		5150.000	30.25	33.26	63.51	68.30	-4.79	peak	
2		5150.000	17.37	33.26	50.63	54.00	-3.37	AVG	
3	X	5187.000	69.07	33.35	102.42	68.30	34.12	peak	NO LIMIT
4	*	5192.000	59.12	33.36	92.48	54.00	38.48	AVG	NO LIMIT

Orthogonal Axis:	X
Test Mode:	UNII-1/ TX AC40 Mode 5190MHz

Vertical



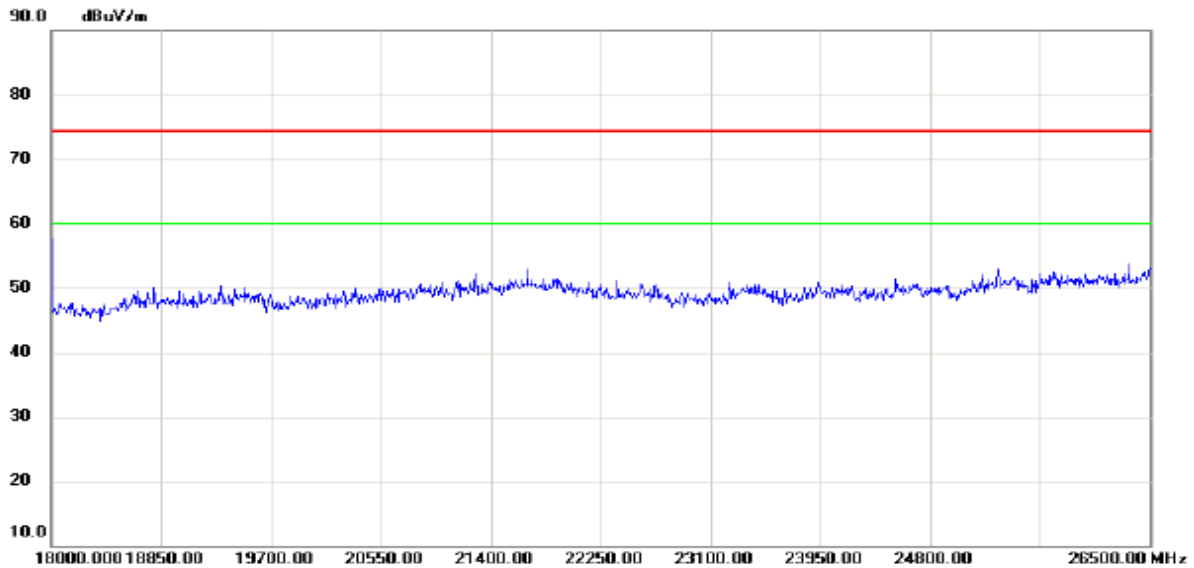
No.	Mk.	Freq.	Reading Level	Correct Factor	Measurement	Limit	Margin	Detector	Comment
		MHz	dBuV	dB	dBuV/m	dBuV/m	dB		



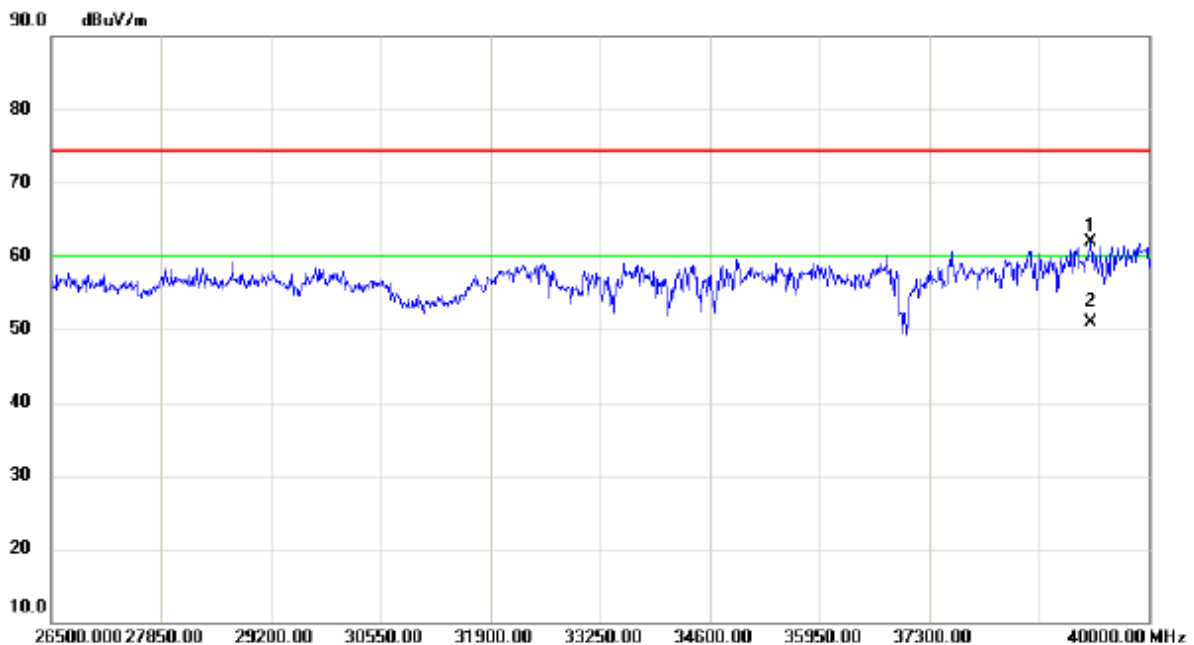
No.	Mk.	Freq.	Reading Level	Correct Factor	Measurement	Limit	Margin	Detector	Comment
		MHz	dBuV	dB	dBuV/m	dBuV/m	dB		
1		10380.00	36.82	13.83	50.65	74.30	-23.65	peak	
2		17808.00	38.22	23.26	61.48	74.30	-12.82	peak	

Orthogonal Axis:	X
Test Mode:	UNII-1/ TX AC40 Mode 5190MHz

Vertical



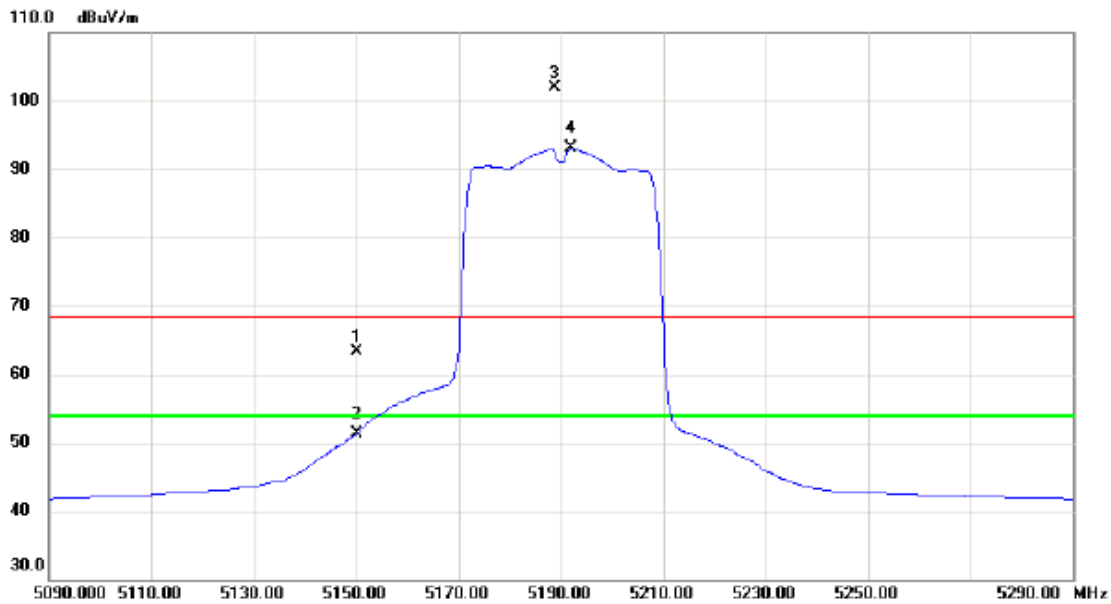
No.	Mk.	Freq. MHz	Reading Level dBuV	Correct Factor dB	Measure- ment dBuV/m	Limit dBuV/m	Margin dB	Detector	Comment
-----	-----	--------------	--------------------------	-------------------------	----------------------------	-----------------	--------------	----------	---------



No.	Mk.	Freq. MHz	Reading Level dBuV	Correct Factor dB	Measure- ment dBuV/m	Limit dBuV/m	Margin dB	Detector	Comment
1		39284.50	46.22	15.71	61.93	74.30	-12.37	peak	
2	*	39284.50	35.21	15.71	50.92	60.00	-9.08	AVG	

Orthogonal Axis:	X
Test Mode:	UNII-1/ TX AC40 Mode 5190MHz

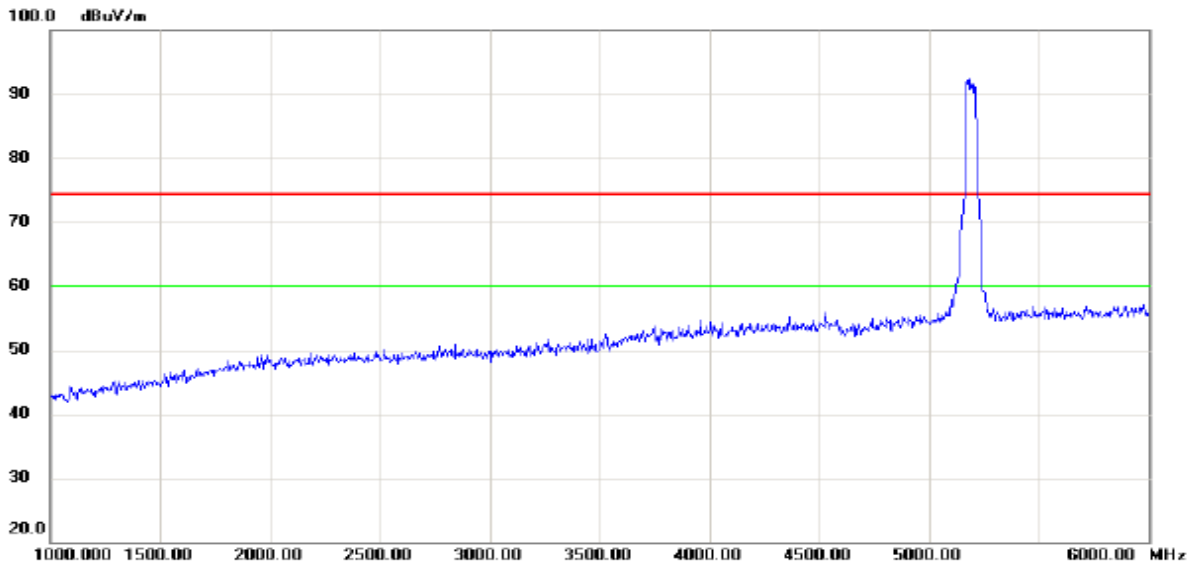
Horizontal



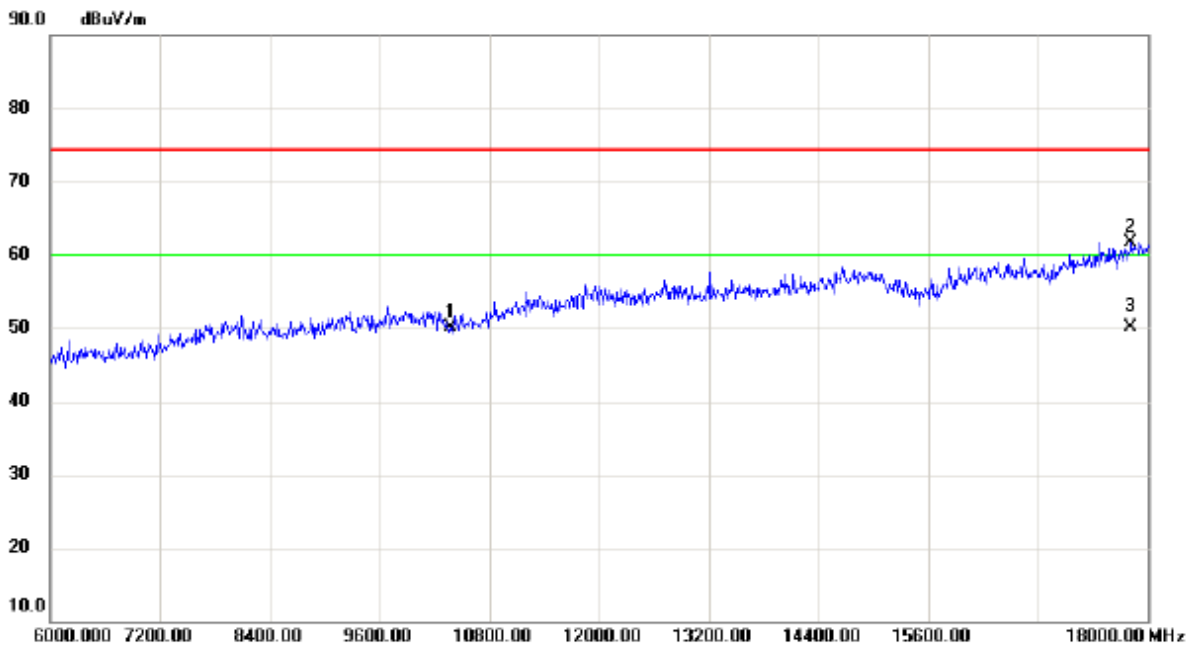
No.	Mk.	Freq. MHz	Reading Level dBuV	Correct Factor dB	Measure- ment dBuV/m	Limit dBuV/m	Margin dB	Detector	Comment
1		5150.000	29.99	33.26	63.25	68.30	-5.05	peak	
2		5150.000	18.04	33.26	51.30	54.00	-2.70	AVG	
3	X	5188.800	68.57	33.35	101.92	68.30	33.62	peak	NO LIMIT
4	*	5192.000	59.75	33.36	93.11	54.00	39.11	AVG	NO LIMIT

Orthogonal Axis:	X
Test Mode:	UNII-1/ TX AC40 Mode 5190MHz

Horizontal



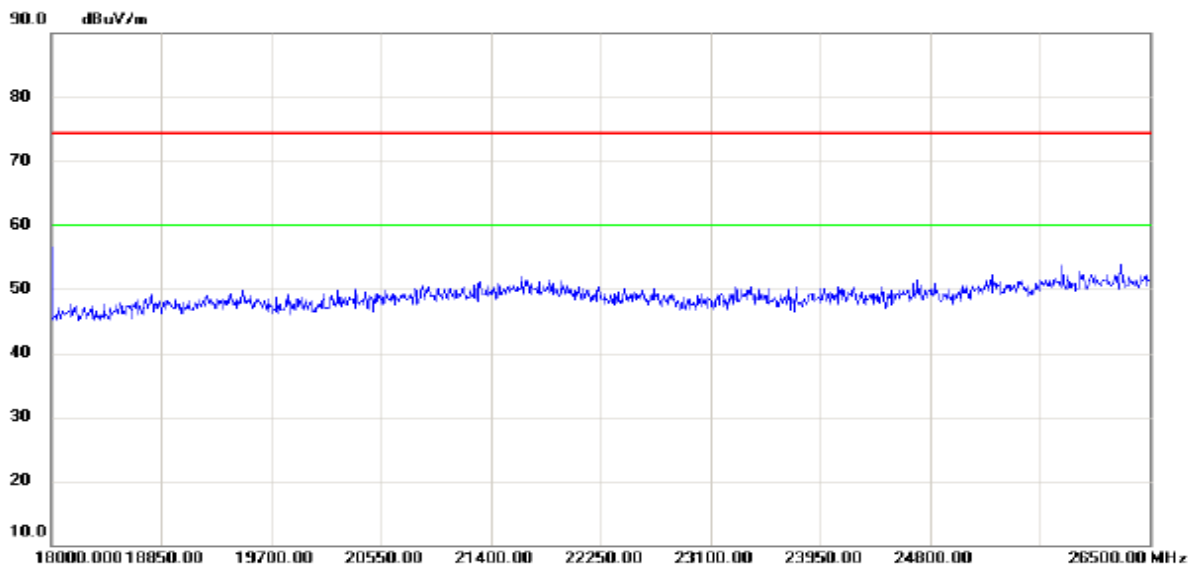
No.	Mk.	Freq.	Reading Level	Correct Factor	Measurement	Limit	Margin	Detector	Comment
		MHz	dBuV	dB	dBuV/m	dBuV/m	dB		



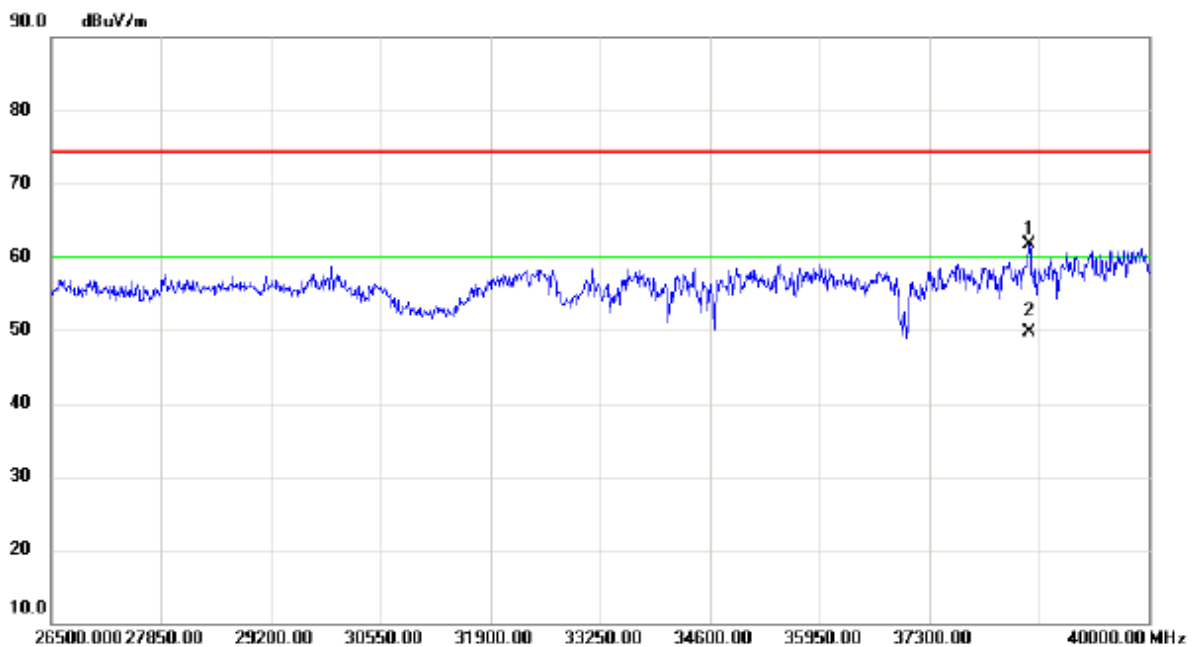
No.	Mk.	Freq.	Reading Level	Correct Factor	Measurement	Limit	Margin	Detector	Comment
		MHz	dBuV	dB	dBuV/m	dBuV/m	dB		
1		10380.00	36.31	13.83	50.14	74.30	-24.16	peak	
2		17820.00	38.48	23.30	61.78	74.30	-12.52	peak	

Orthogonal Axis:	X
Test Mode:	UNII-1/ TX AC40 Mode 5190MHz

Horizontal



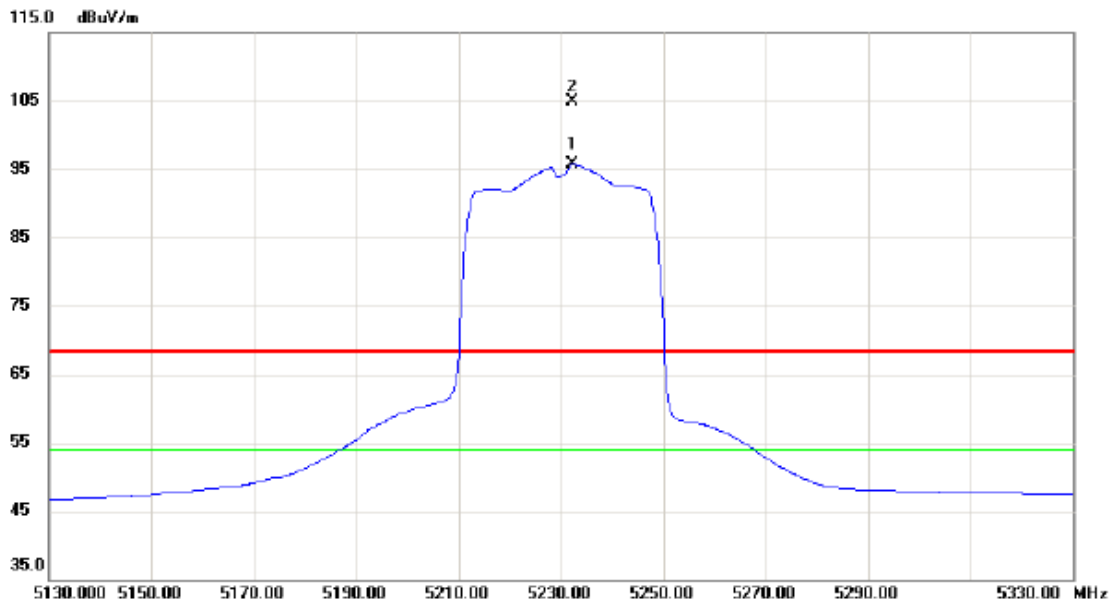
No.	Mk.	Freq.	Reading Level	Correct Factor	Measurement	Limit	Margin	Detector	Comment
		MHz	dBuV	dB	dBuV/m	dBuV/m	dB		



No.	Mk.	Freq.	Reading Level	Correct Factor	Measurement	Limit	Margin	Detector	Comment
		MHz	dBuV	dB	dBuV/m	dBuV/m	dB		
1		38528.50	47.94	13.70	61.64	74.30	-12.66	peak	
2	*	38528.50	35.98	13.70	49.68	60.00	-10.32	AVG	

Orthogonal Axis:	X
Test Mode:	UNII-1/ TX AC40 Mode 5230MHz

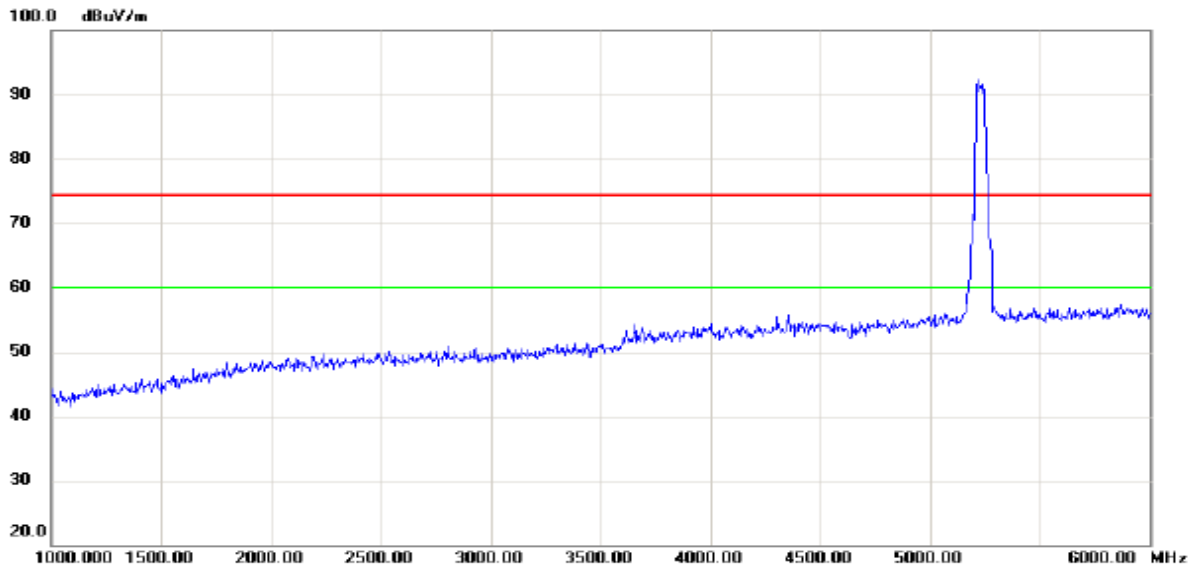
Vertical



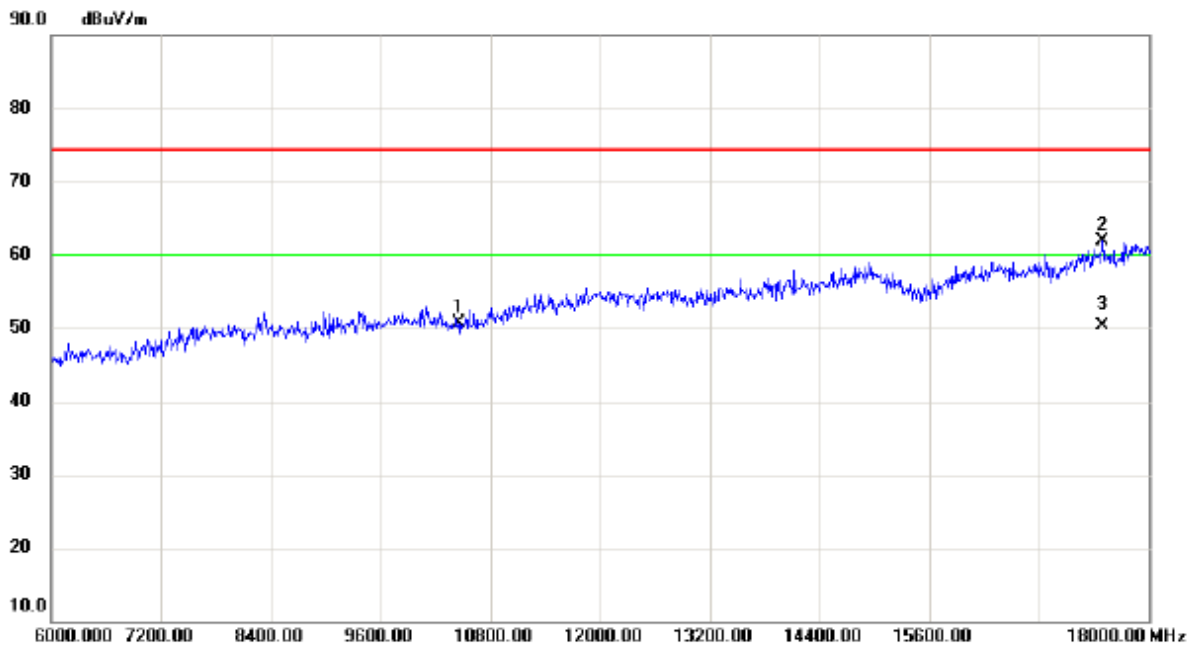
No.	Mk.	Freq. MHz	Reading Level dBuV	Correct Factor dB	Measure- ment dBuV/m	Limit dBuV/m	Margin dB	Detector	Comment
1	*	5232.200	55.08	40.68	95.76	54.00	41.76	AVG	NO LIMIT
2	X	5232.200	64.26	40.68	104.94	68.30	36.64	peak	NO LIMIT

Orthogonal Axis:	X
Test Mode:	UNII-1/ TX AC40 Mode 5230MHz

Vertical



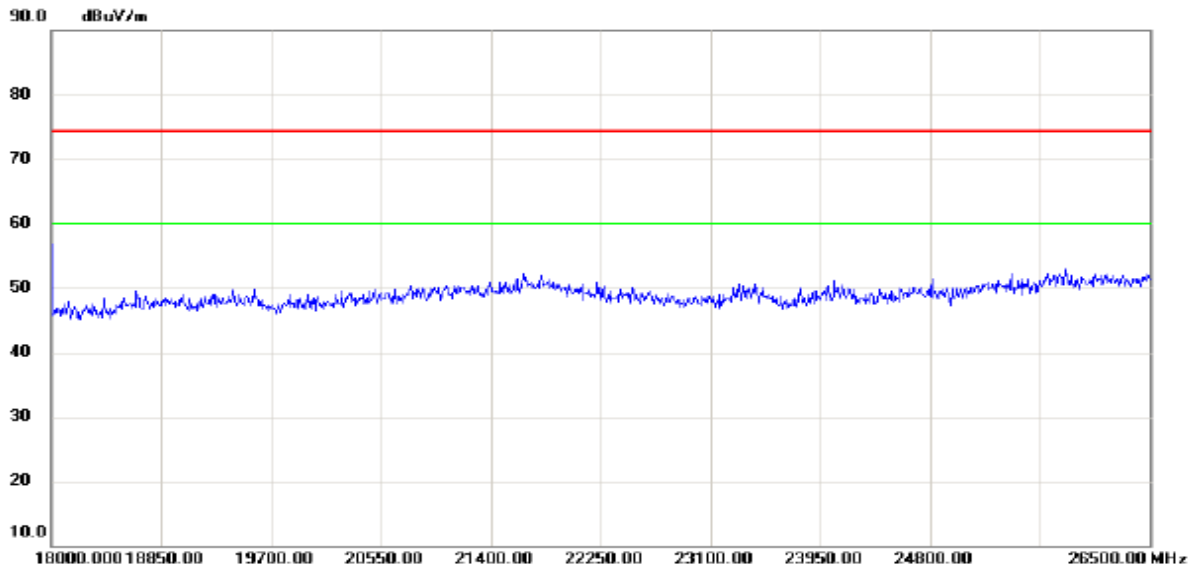
No.	Mk.	Freq. MHz	Reading Level dBuV	Correct Factor dB	Measure- ment dBuV/m	Limit dBuV/m	Margin dB	Detector	Comment
-----	-----	--------------	--------------------------	-------------------------	----------------------------	-----------------	--------------	----------	---------



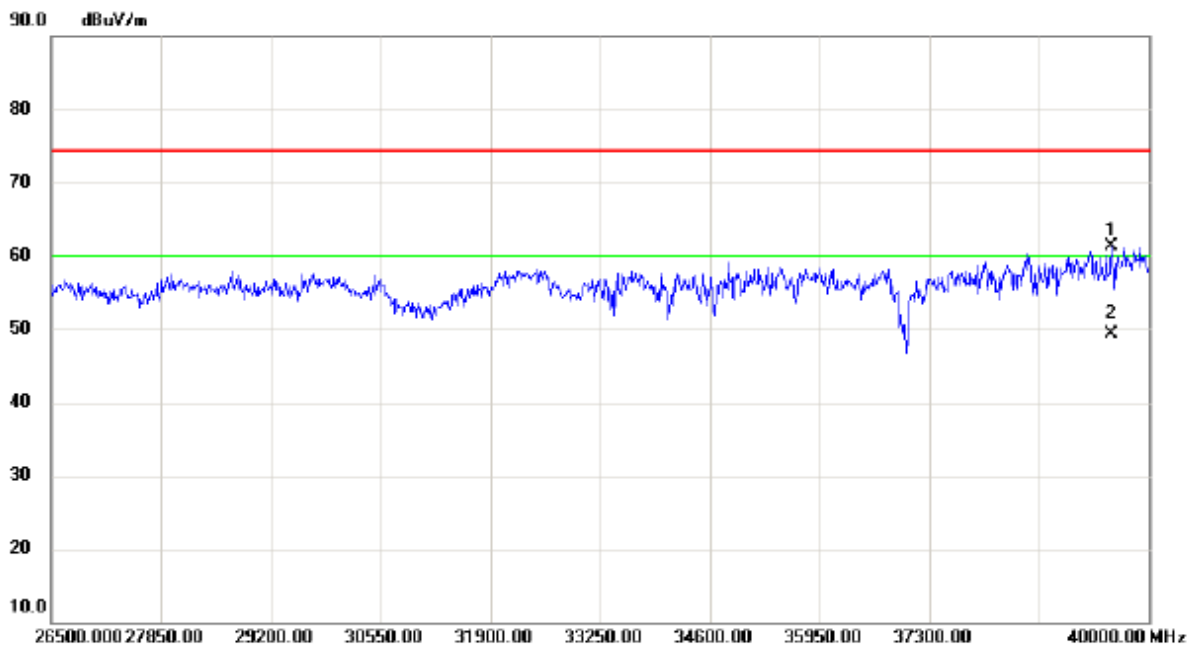
No.	Mk.	Freq. MHz	Reading Level dBuV	Correct Factor dB	Measure- ment dBuV/m	Limit dBuV/m	Margin dB	Detector	Comment
1		10460.00	37.08	13.71	50.79	74.30	-23.51	peak	
2		17496.00	39.51	22.36	61.87	74.30	-12.43	peak	

Orthogonal Axis:	X
Test Mode:	UNII-1/ TX AC40 Mode 5230MHz

Vertical



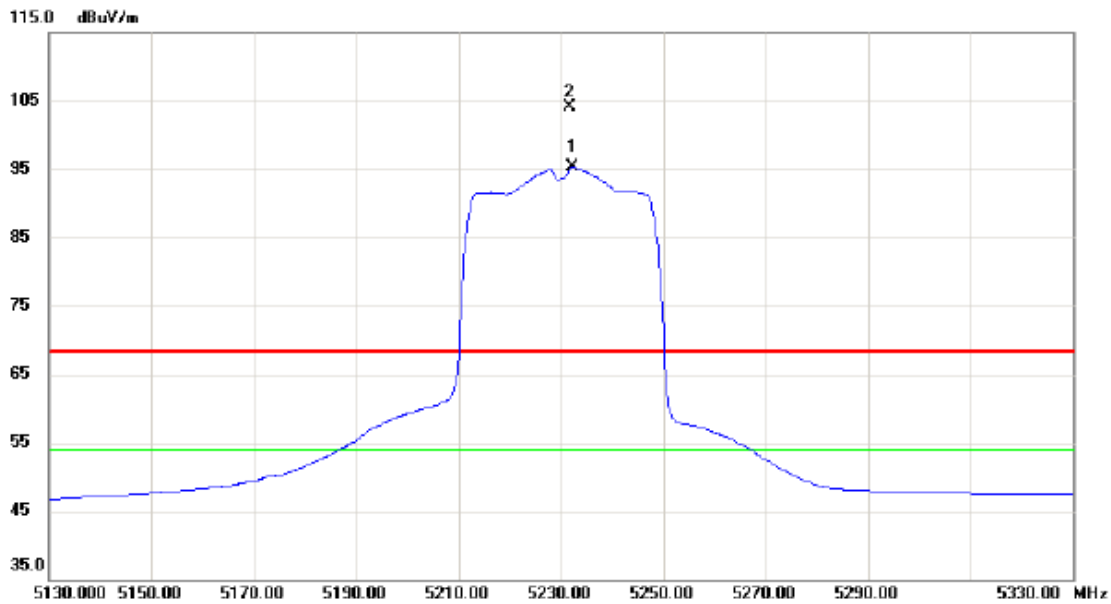
No.	Mk.	Freq. MHz	Reading Level dBuV	Correct Factor dB	Measure- ment dBuV/m	Limit dBuV/m	Margin dB	Detector	Comment
-----	-----	--------------	--------------------------	-------------------------	----------------------------	-----------------	--------------	----------	---------



No.	Mk.	Freq. MHz	Reading Level dBuV	Correct Factor dB	Measure- ment dBuV/m	Limit dBuV/m	Margin dB	Detector	Comment
1		39541.00	44.80	16.48	61.28	74.30	-13.02	peak	
2	*	39541.00	32.78	16.48	49.26	60.00	-10.74	AVG	

Orthogonal Axis:	X
Test Mode:	UNII-1/ TX AC40 Mode 5230MHz

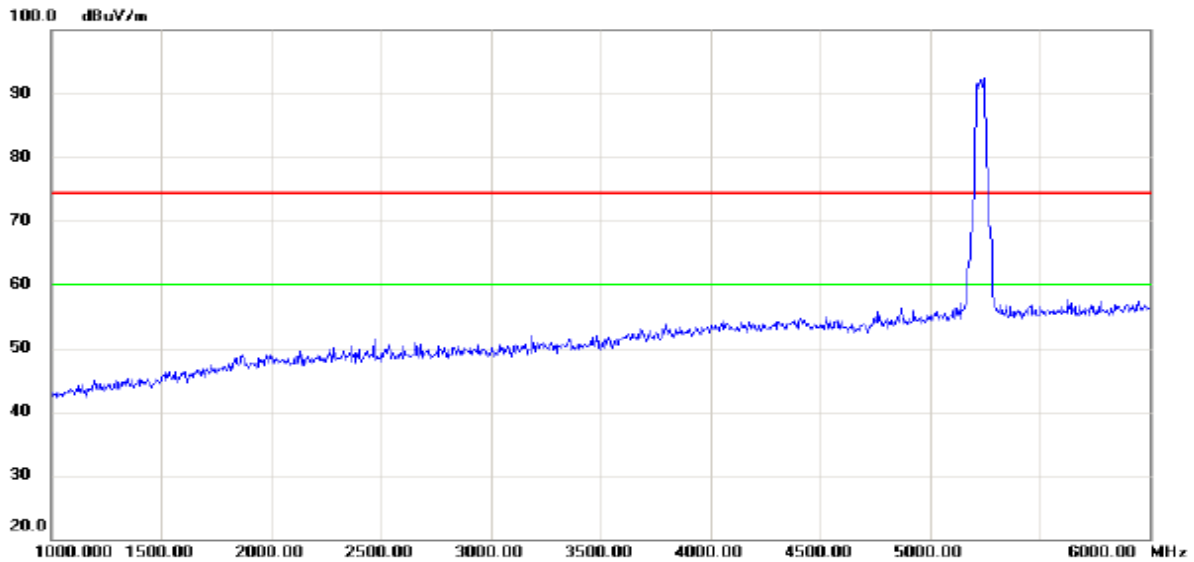
Horizontal



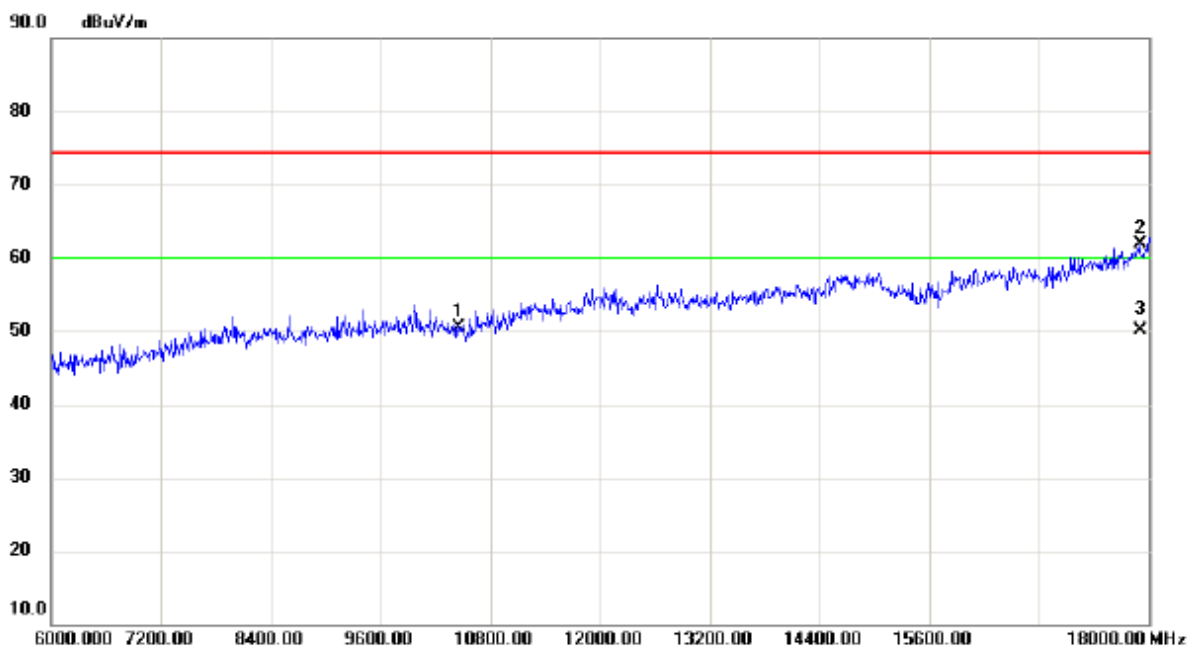
No.	Mk.	Freq. MHz	Reading Level dBuV	Correct Factor dB	Measure- ment dBuV/m	Limit dBuV/m	Margin dB	Detector	Comment
1	*	5232.200	54.66	40.68	95.34	54.00	41.34	AVG	NO LIMIT
2	X	5231.800	63.52	40.68	104.20	68.30	35.90	peak	NO LIMIT

Orthogonal Axis:	X
Test Mode:	UNII-1/ TX AC40 Mode 5230MHz

Horizontal



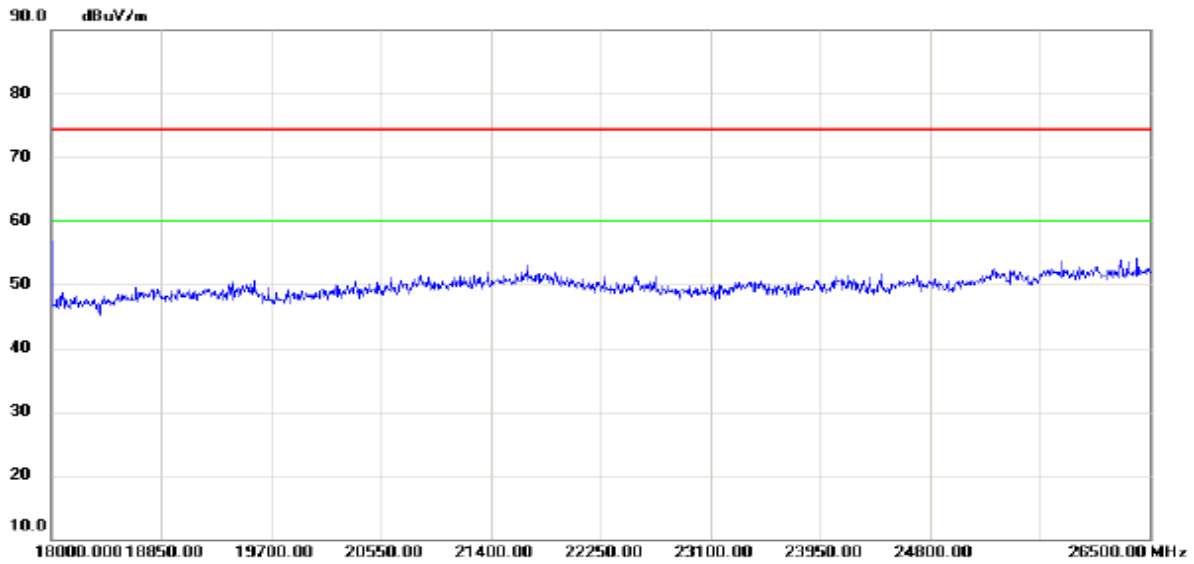
No.	Mk.	Freq. MHz	Reading Level dBuV	Correct Factor dB	Measure- ment dBuV/m	Limit dBuV/m	Margin dB	Detector	Comment
-----	-----	--------------	--------------------------	-------------------------	----------------------------	-----------------	--------------	----------	---------



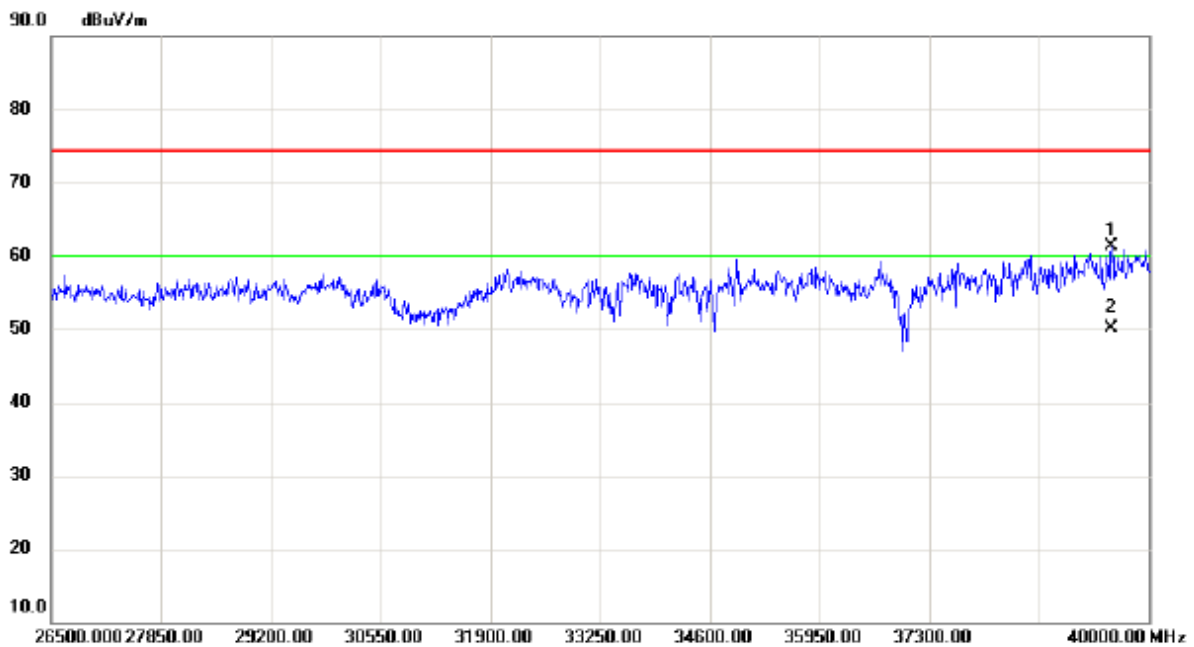
No.	Mk.	Freq. MHz	Reading Level dBuV	Correct Factor dB	Measure- ment dBuV/m	Limit dBuV/m	Margin dB	Detector	Comment
1		10460.00	36.71	13.71	50.42	74.30	-23.88	peak	
2		17904.00	38.35	23.55	61.90	74.30	-12.40	peak	

Orthogonal Axis:	X
Test Mode:	UNII-1/ TX AC40 Mode 5230MHz

Horizontal



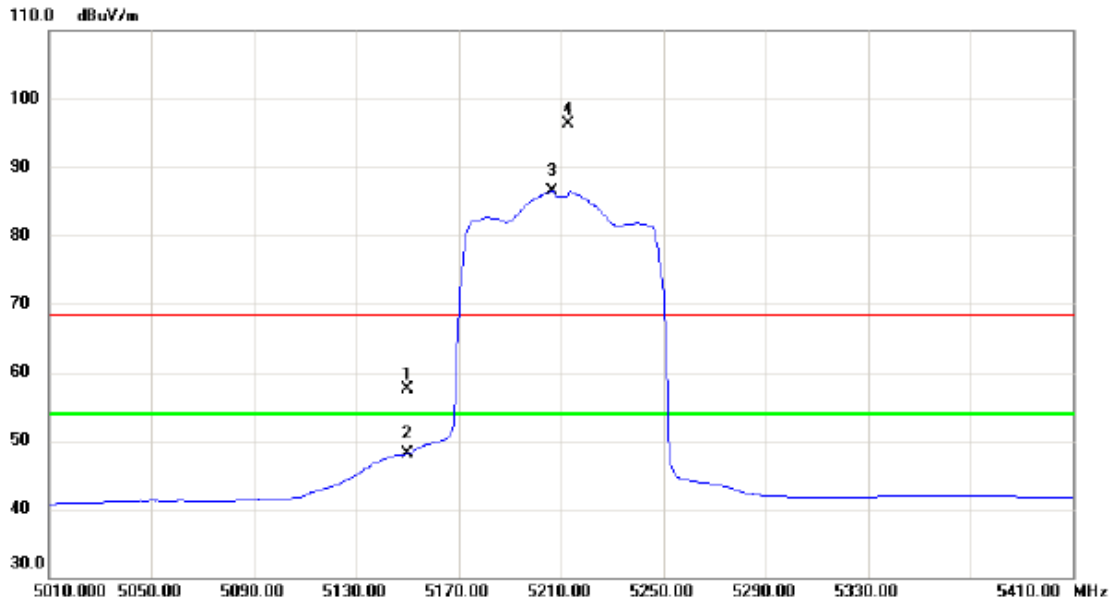
No.	Mk.	Freq. MHz	Reading Level dBuV	Correct Factor dB	Measure- ment dBuV/m	Limit dBuV/m	Margin dB	Detector	Comment
-----	-----	--------------	--------------------------	-------------------------	----------------------------	-----------------	--------------	----------	---------



No.	Mk.	Freq. MHz	Reading Level dBuV	Correct Factor dB	Measure- ment dBuV/m	Limit dBuV/m	Margin dB	Detector	Comment
1		39541.00	44.74	16.48	61.22	74.30	-13.08	peak	
2	*	39541.00	33.64	16.48	50.12	60.00	-9.88	AVG	

Orthogonal Axis:	X
Test Mode:	UNII-1/ TX AC80 Mode 5210MHz

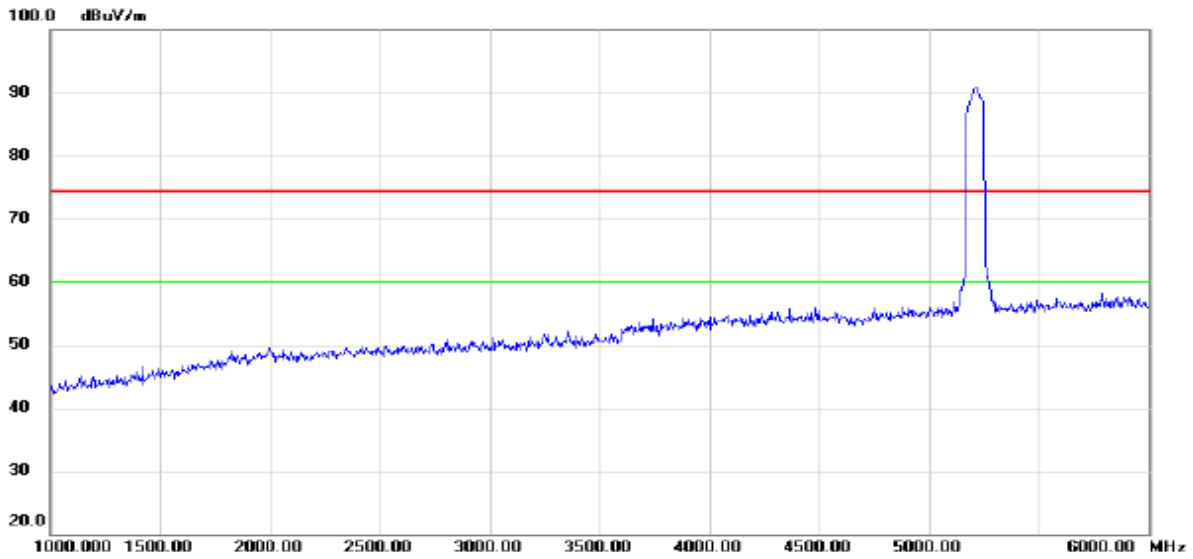
Vertical



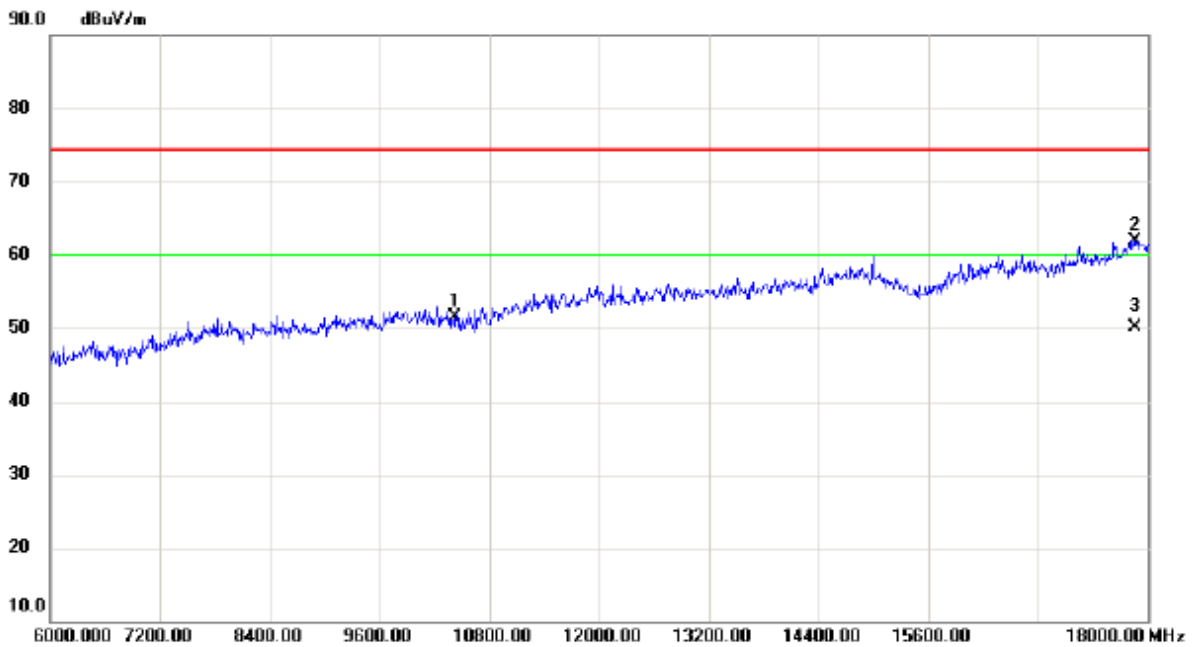
No.	Mk.	Freq. MHz	Reading Level dBuV	Correct Factor dB	Measure- ment dBuV/m	Limit dBuV/m	Margin dB	Detector	Comment
1		5150.000	24.29	33.26	57.55	68.30	-10.75	peak	
2		5150.000	14.82	33.26	48.08	54.00	-5.92	AVG	
3	*	5206.400	53.05	33.40	86.45	54.00	32.45	AVG	NO LIMIT
4	X	5212.800	62.92	33.41	96.33	68.30	28.03	peak	NO LIMIT

Orthogonal Axis:	X
Test Mode:	UNII-1/ TX AC80 Mode 5210MHz

Vertical



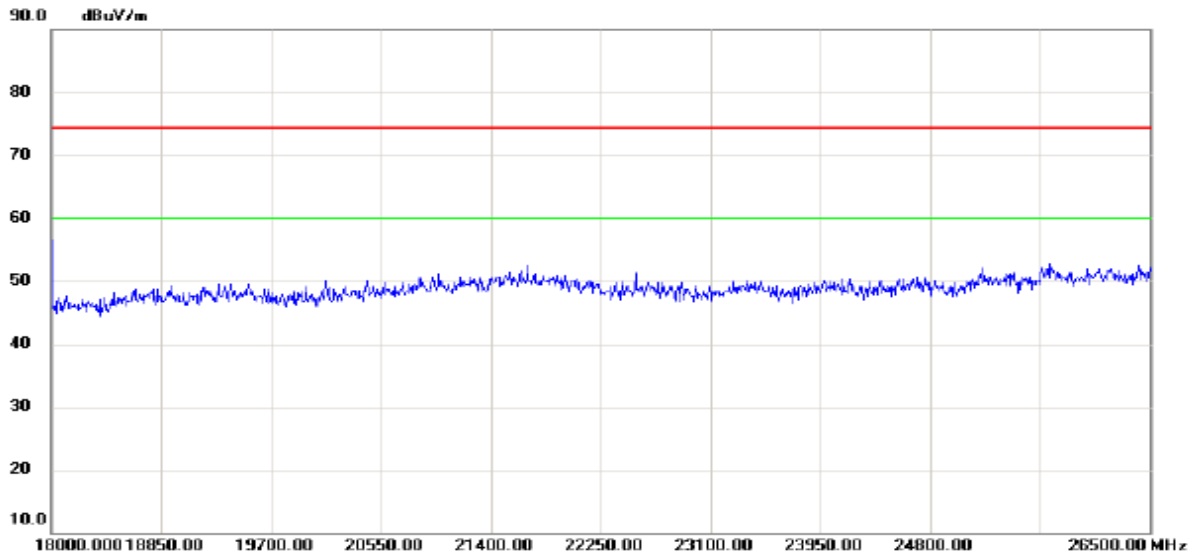
No.	Mk.	Freq. MHz	Reading Level dBuV	Correct Factor dB	Measure- ment dBuV/m	Limit dBuV/m	Margin dB	Detector	Comment
-----	-----	--------------	--------------------------	-------------------------	----------------------------	-----------------	--------------	----------	---------



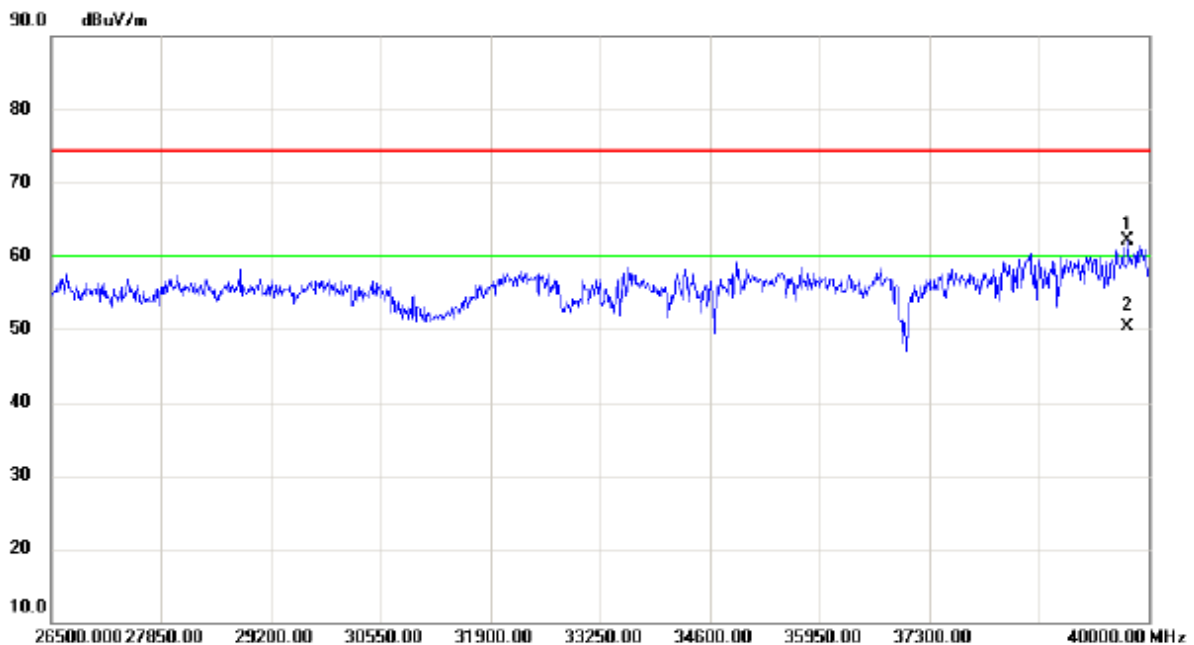
No.	Mk.	Freq. MHz	Reading Level dBuV	Correct Factor dB	Measure- ment dBuV/m	Limit dBuV/m	Margin dB	Detector	Comment
1		10420.00	37.81	13.77	51.58	74.30	-22.72	peak	
2		17856.00	38.56	23.41	61.97	74.30	-12.33	peak	

Orthogonal Axis:	X
Test Mode:	UNII-1/ TX AC80 Mode 5210MHz

Vertical



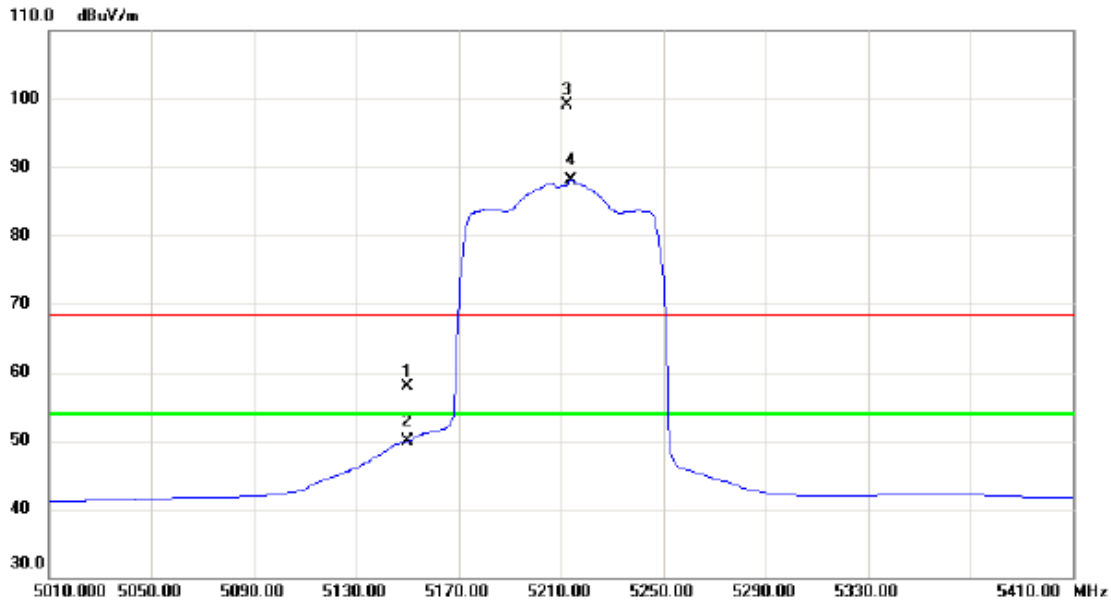
No.	Mk.	Freq.	Reading Level	Correct Factor	Measurement	Limit	Margin	Detector	Comment
		MHz	dBuV	dB	dBuV/m	dBuV/m	dB		



No.	Mk.	Freq.	Reading Level	Correct Factor	Measurement	Limit	Margin	Detector	Comment
		MHz	dBuV	dB	dBuV/m	dBuV/m	dB		
1		39743.50	45.20	16.97	62.17	74.30	-12.13	peak	
2	*	39743.50	33.25	16.97	50.22	60.00	-9.78	AVG	

Orthogonal Axis:	X
Test Mode:	UNII-1/ TX AC80 Mode 5210MHz

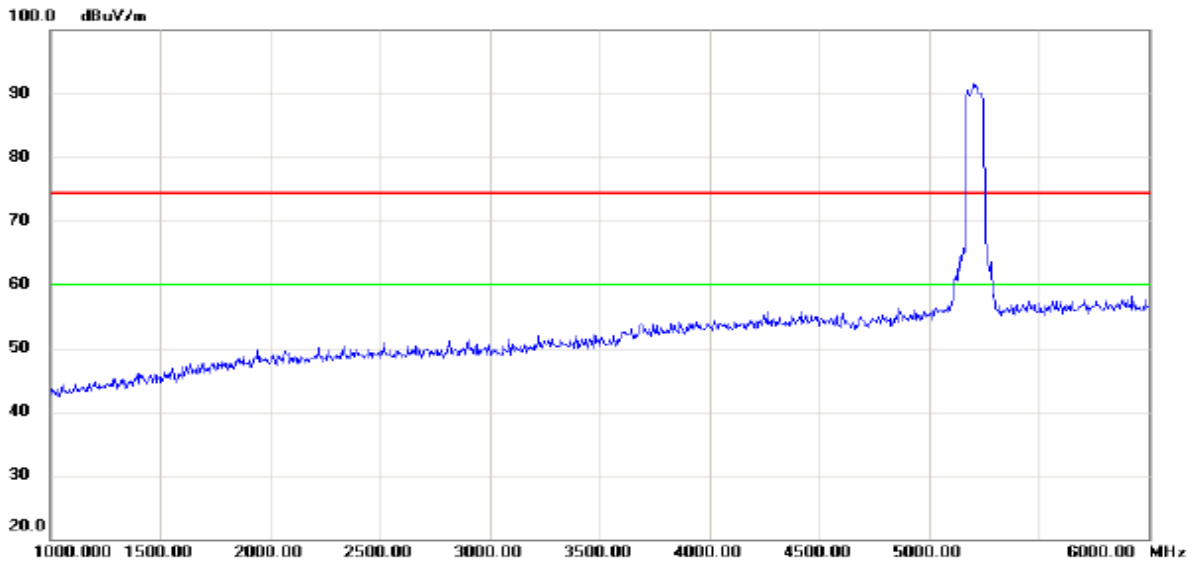
Horizontal



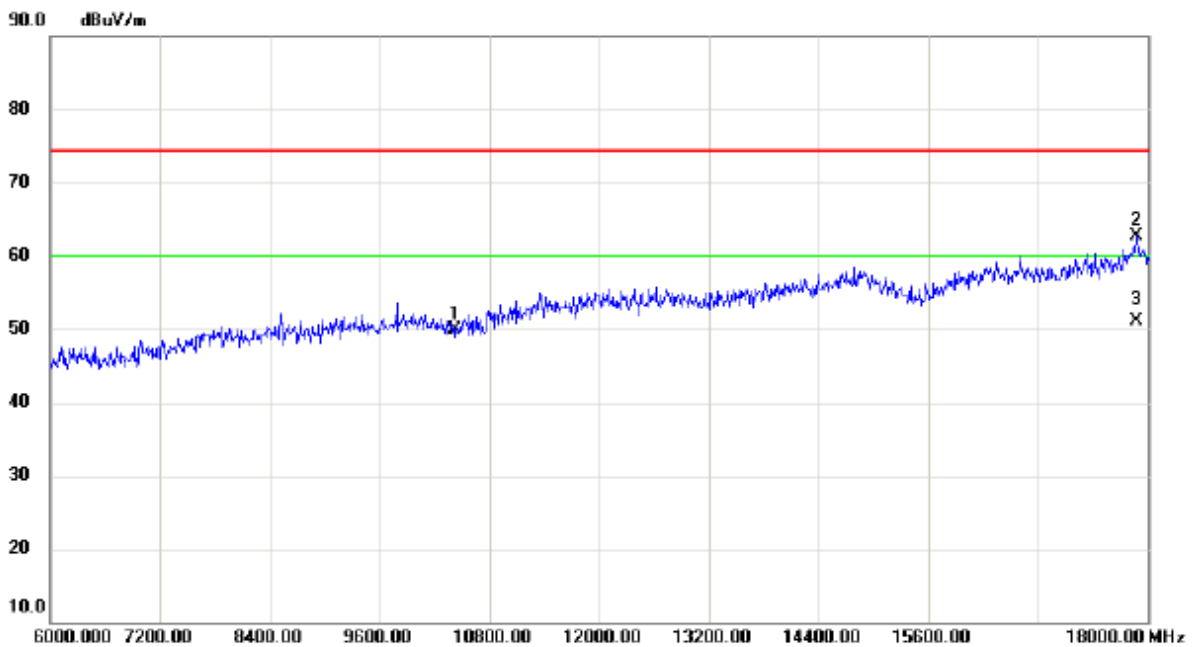
No.	Mk.	Freq. MHz	Reading Level dBuV	Correct Factor dB	Measure- ment dBuV/m	Limit dBuV/m	Margin dB	Detector	Comment
1		5150.000	24.73	33.26	57.99	68.30	-10.31	peak	
2		5150.000	16.62	33.26	49.88	54.00	-4.12	AVG	
3	X	5212.400	65.73	33.41	99.14	68.30	30.84	peak	NO LIMIT
4	*	5214.000	54.64	33.41	88.05	54.00	34.05	AVG	NO LIMIT

Orthogonal Axis:	X
Test Mode:	UNII-1/ TX AC80 Mode 5210MHz

Horizontal



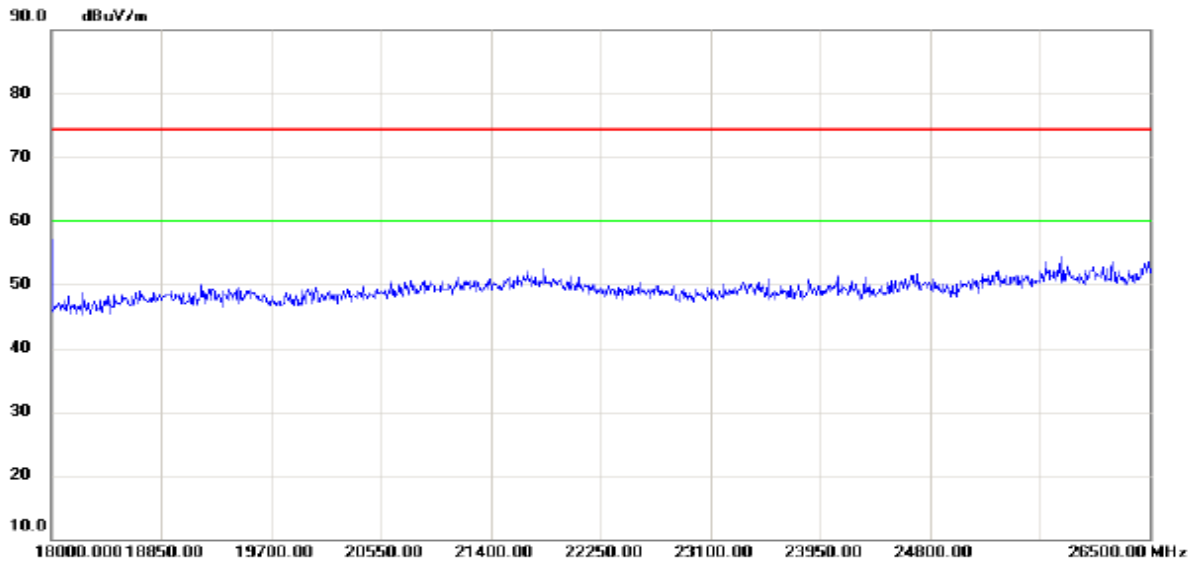
No.	Mk.	Freq. MHz	Reading Level dBuV	Correct Factor dB	Measure- ment dBuV/m	Limit dBuV/m	Margin dB	Detector	Comment
-----	-----	--------------	--------------------------	-------------------------	----------------------------	-----------------	--------------	----------	---------



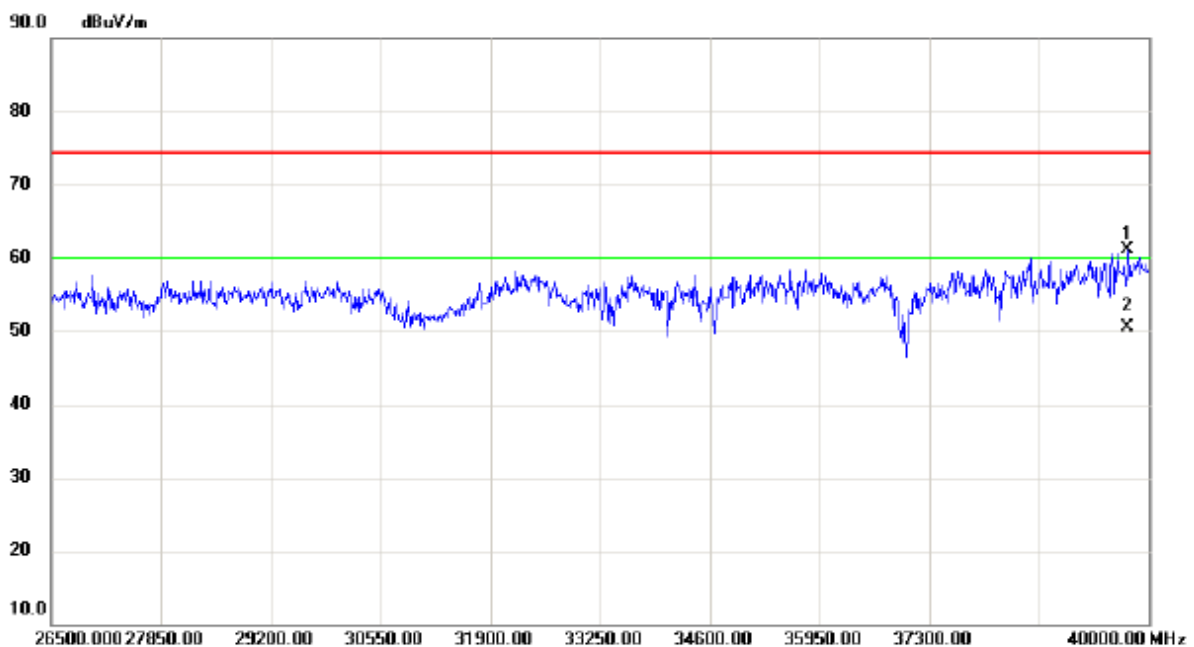
No.	Mk.	Freq. MHz	Reading Level dBuV	Correct Factor dB	Measure- ment dBuV/m	Limit dBuV/m	Margin dB	Detector	Comment
1		10420.00	36.16	13.77	49.93	74.30	-24.37	peak	
2		17880.00	39.28	23.47	62.75	74.30	-11.55	peak	

Orthogonal Axis:	X
Test Mode:	UNII-1/ TX AC80 Mode 5210MHz

Horizontal



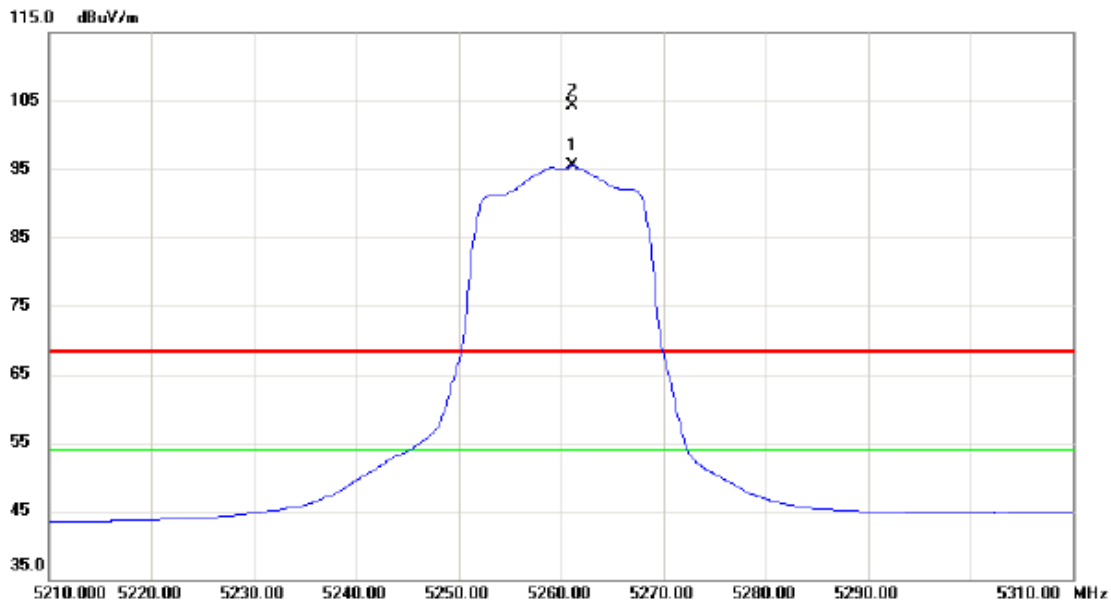
No.	Mk.	Freq. MHz	Reading Level dBuV	Correct Factor dB	Measure- ment dBuV/m	Limit dBuV/m	Margin dB	Detector	Comment
-----	-----	--------------	--------------------------	-------------------------	----------------------------	-----------------	--------------	----------	---------



No.	Mk.	Freq. MHz	Reading Level dBuV	Correct Factor dB	Measure- ment dBuV/m	Limit dBuV/m	Margin dB	Detector	Comment
1		39743.50	44.20	16.97	61.17	74.30	-13.13	peak	
2	*	39743.50	33.47	16.97	50.44	60.00	-9.56	AVG	

Orthogonal Axis :	X
Test Mode :	UNII-2A/ TX A Mode 5260MHz

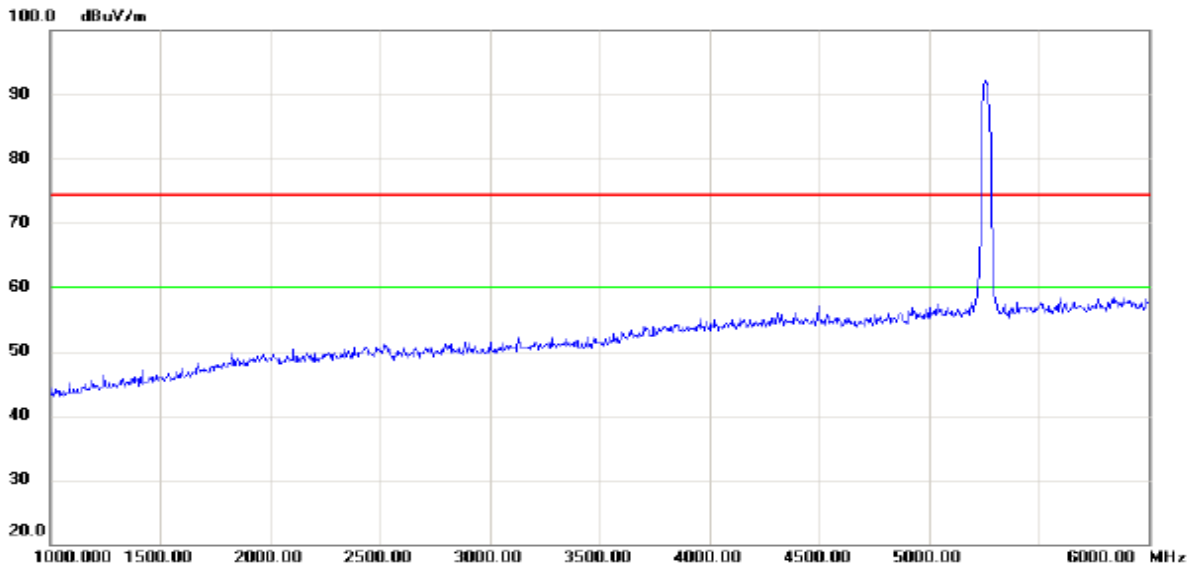
Vertical



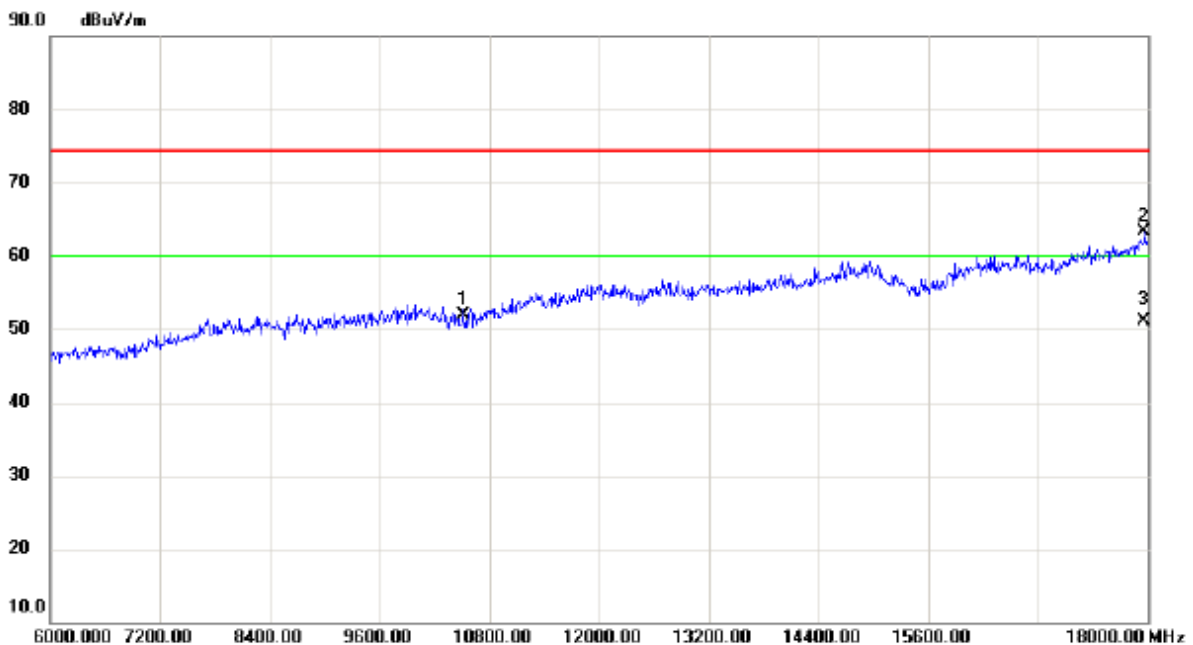
No.	Mk.	Freq. MHz	Reading Level dBuV	Correct Factor dB	Measure- ment dBuV/m	Limit dBuV/m	Margin dB	Detector	Comment
1	*	5261.100	54.68	40.77	95.45	54.00	41.45	AVG	NO LIMIT
2	X	5261.100	63.46	40.77	104.23	68.30	35.93	peak	NO LIMIT

Orthogonal Axis :	X
Test Mode :	UNII-2A/ TX A Mode 5260MHz

Vertical



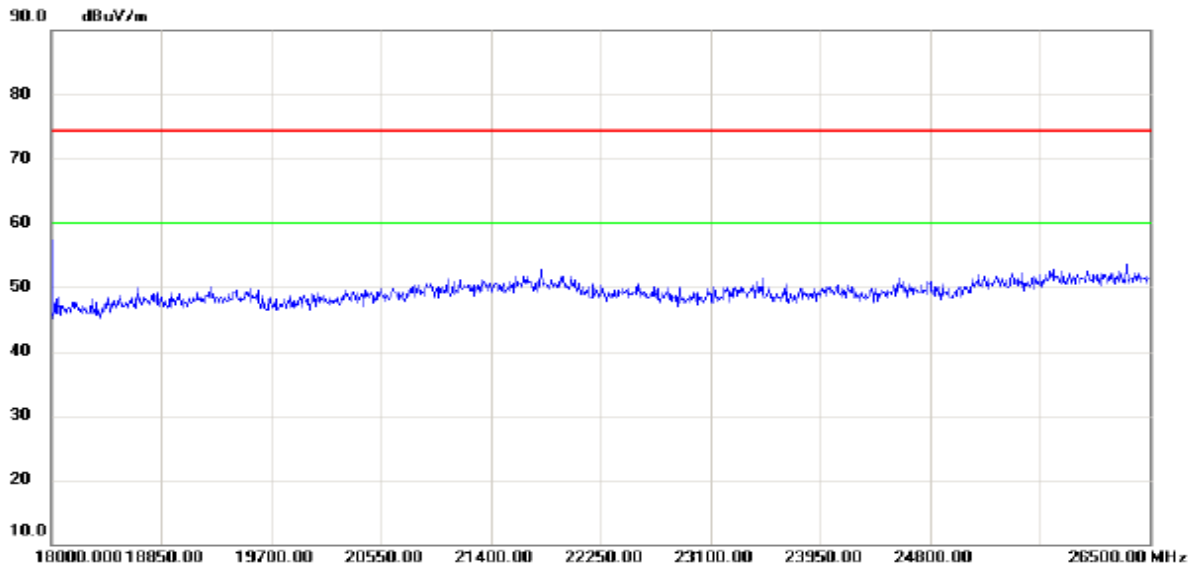
No.	Mk.	Freq.	Reading Level	Correct Factor	Measurement	Limit	Margin	Detector	Comment
		MHz	dBuV	dB	dBuV/m	dBuV/m	dB		



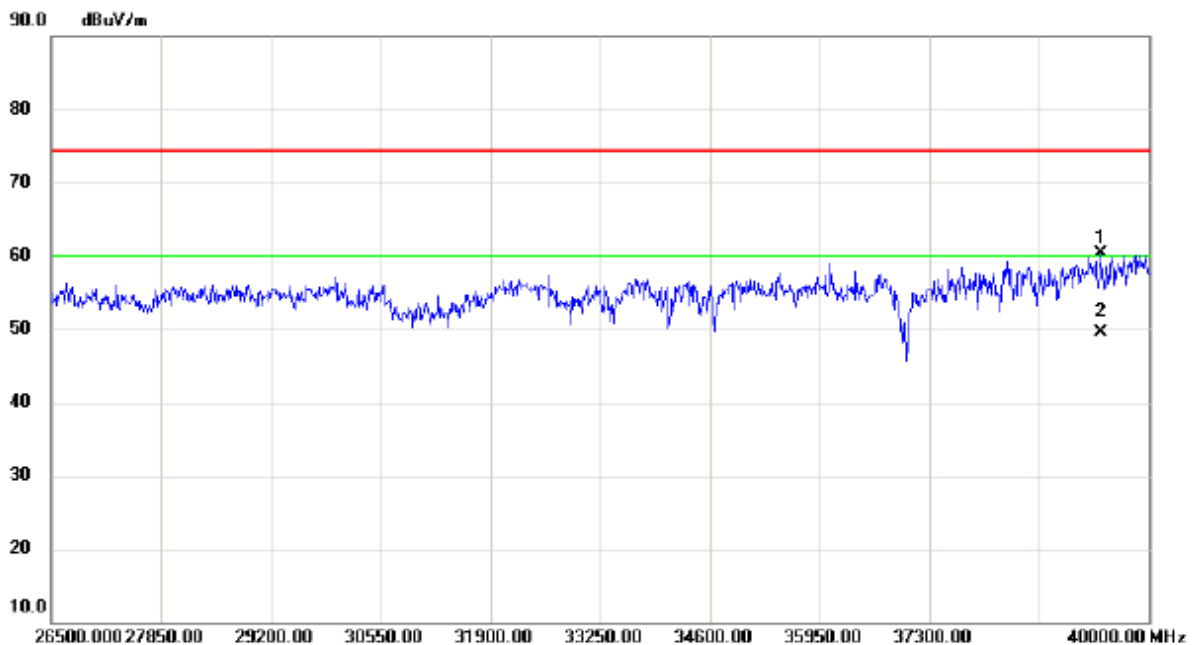
No.	Mk.	Freq.	Reading Level	Correct Factor	Measurement	Limit	Margin	Detector	Comment
		MHz	dBuV	dB	dBuV/m	dBuV/m	dB		
1		10520.00	38.08	13.75	51.83	74.30	-22.47	peak	
2		17964.00	39.52	23.72	63.24	74.30	-11.06	peak	

Orthogonal Axis :	X
Test Mode :	UNII-2A/ TX A Mode 5260MHz

Vertical



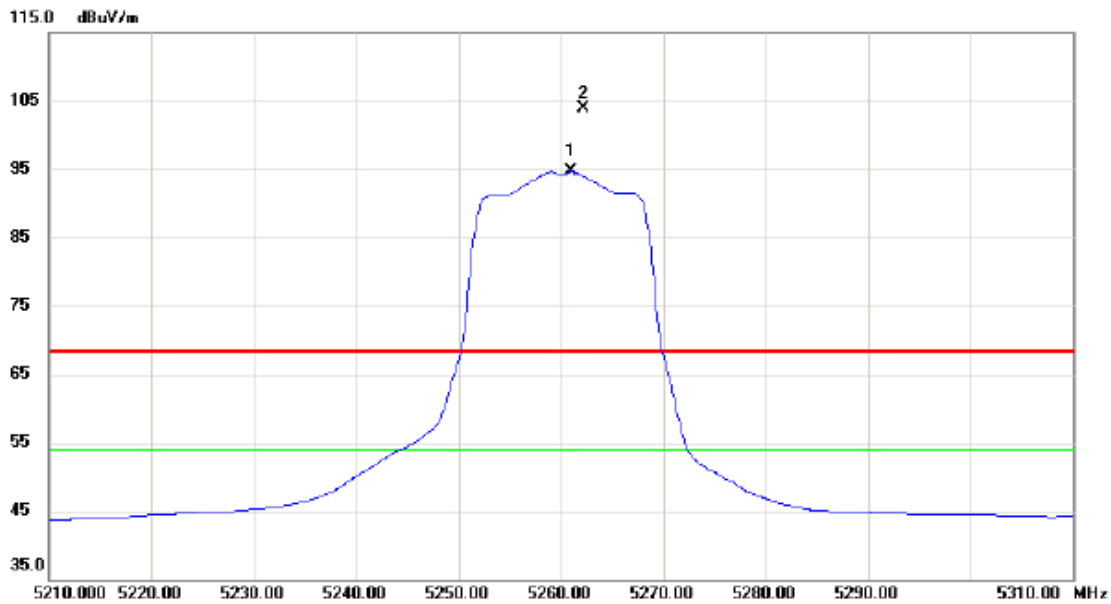
No.	Mk.	Freq.	Reading Level	Correct Factor	Measurement	Limit	Margin	Detector	Comment
		MHz	dBuV	dB	dBuV/m	dBuV/m	dB		



No.	Mk.	Freq.	Reading Level	Correct Factor	Measurement	Limit	Margin	Detector	Comment
		MHz	dBuV	dB	dBuV/m	dBuV/m	dB		
1		39406.00	44.16	16.10	60.26	74.30	-14.04	peak	
2	*	39406.00	33.47	16.10	49.57	60.00	-10.43	AVG	

Orthogonal Axis :	X
Test Mode :	UNII-2A/ TX A Mode 5260MHz

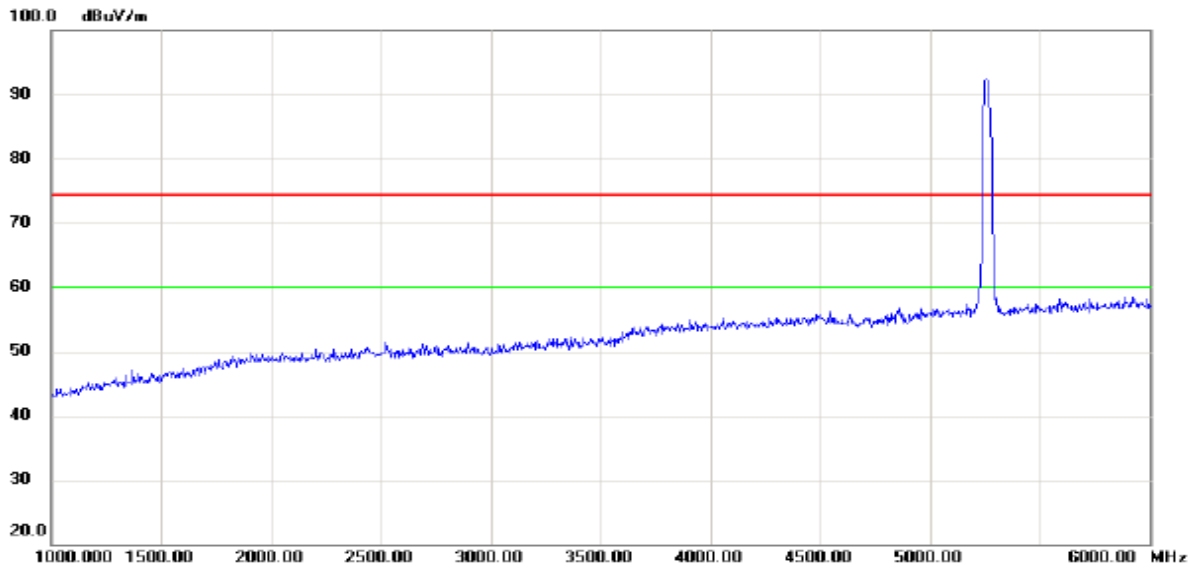
Horizontal



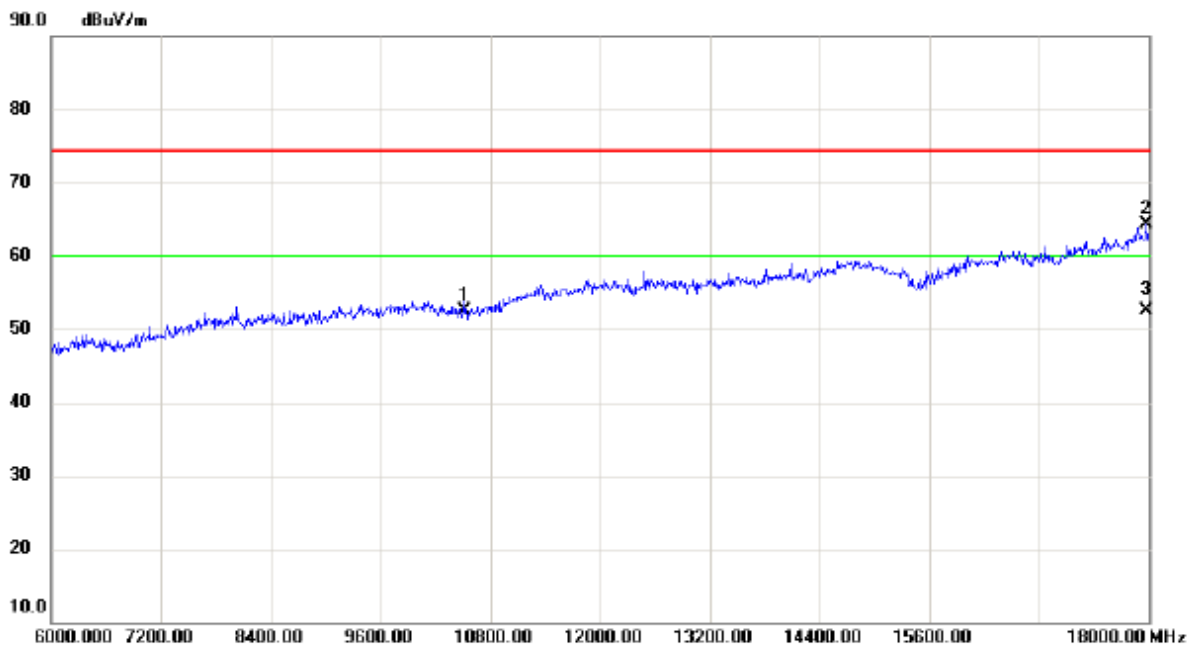
No.	Mk.	Freq. MHz	Reading Level dBuV	Correct Factor dB	Measure- ment dBuV/m	Limit dBuV/m	Margin dB	Detector	Comment
1	*	5261.000	53.87	40.77	94.64	54.00	40.64	AVG	NO LIMIT
2	X	5262.200	63.03	40.78	103.81	68.30	35.51	peak	NO LIMIT

Orthogonal Axis :	X
Test Mode :	UNII-2A/ TX A Mode 5260MHz

Horizontal



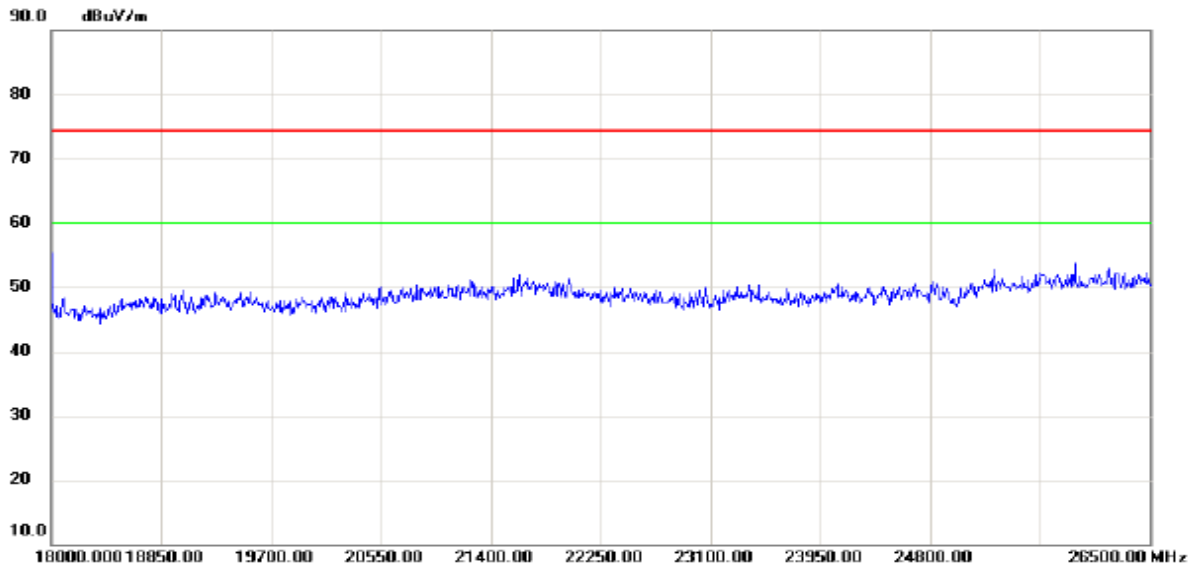
No.	Mk.	Freq.	Reading Level	Correct Factor	Measurement	Limit	Margin	Detector	Comment
		MHz	dBuV	dB	dBuV/m	dBuV/m	dB		



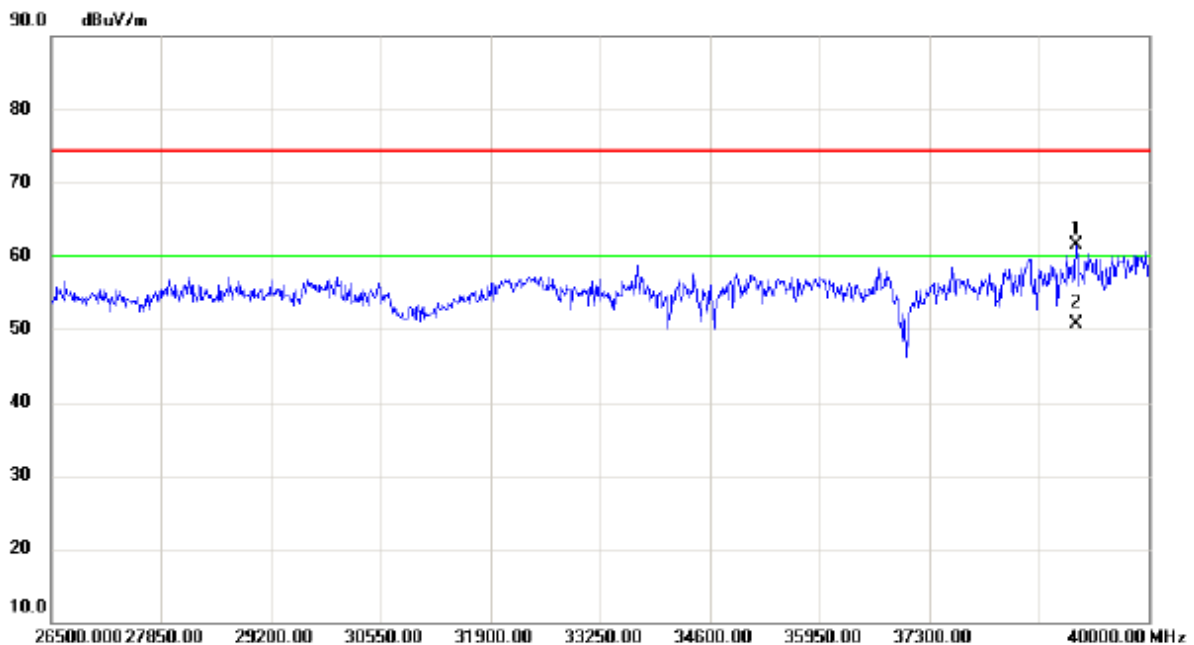
No.	Mk.	Freq.	Reading Level	Correct Factor	Measurement	Limit	Margin	Detector	Comment
		MHz	dBuV	dB	dBuV/m	dBuV/m	dB		
1		10520.00	38.67	13.75	52.42	74.30	-21.88	peak	
2		17976.00	40.53	23.76	64.29	74.30	-10.01	peak	

Orthogonal Axis :	X
Test Mode :	UNII-2A/ TX A Mode 5260MHz

Horizontal



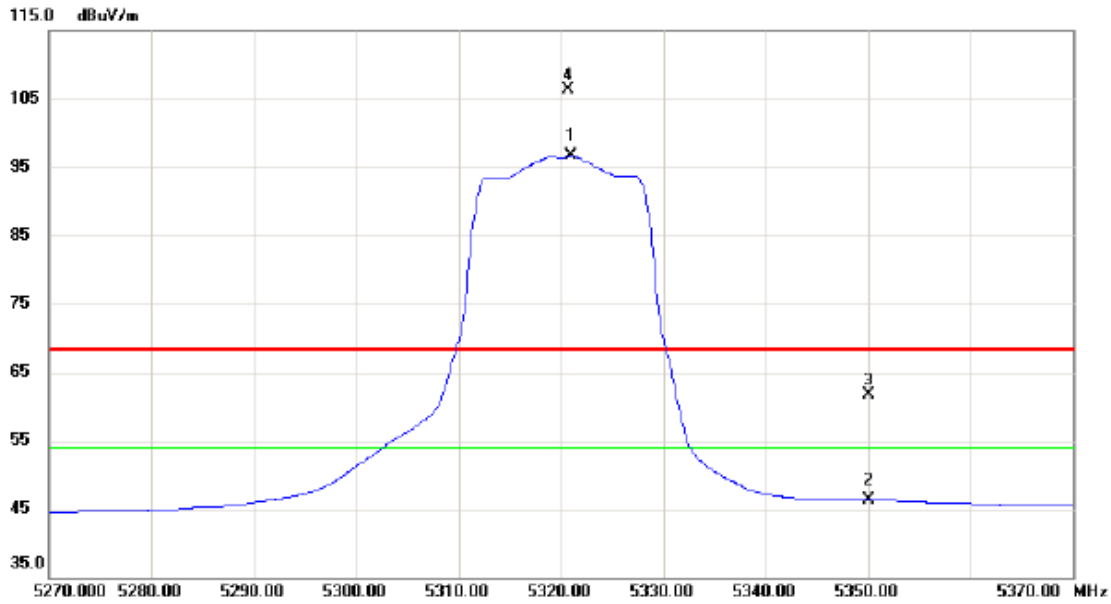
No.	Mk.	Freq.	Reading Level	Correct Factor	Measurement	Limit	Margin	Detector	Comment
		MHz	dBuV	dB	dBuV/m	dBuV/m	dB		



No.	Mk.	Freq.	Reading Level	Correct Factor	Measurement	Limit	Margin	Detector	Comment
		MHz	dBuV	dB	dBuV/m	dBuV/m	dB		
1		39109.00	46.33	15.18	61.51	74.30	-12.79	peak	
2	*	39109.00	35.48	15.18	50.66	60.00	-9.34	AVG	

Orthogonal Axis :	X
Test Mode :	UNII-2A/ TX A Mode 5320MHz

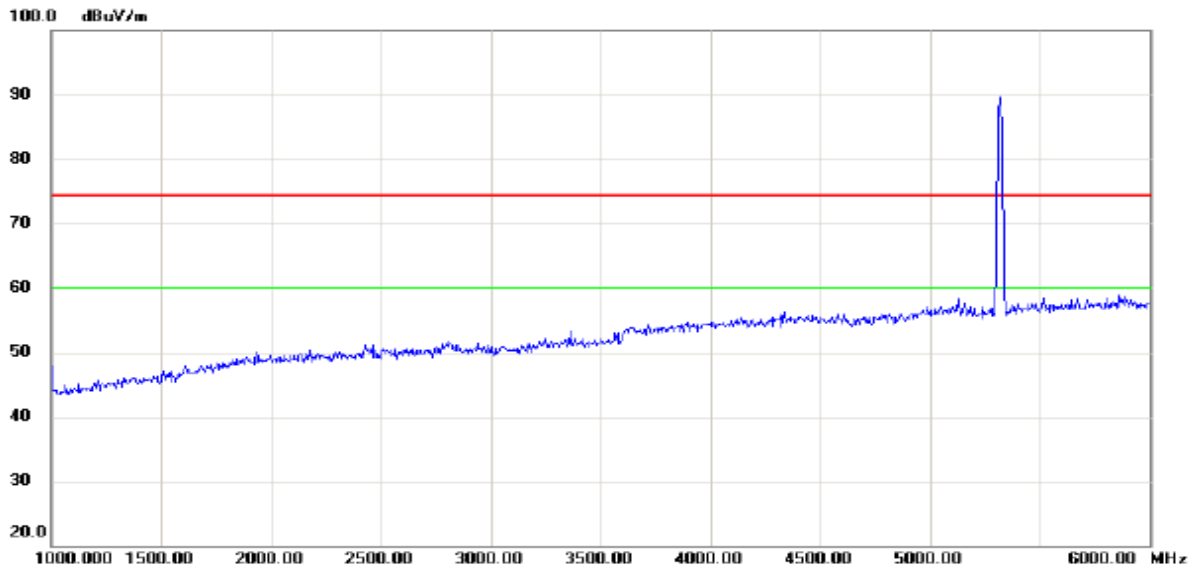
Vertical



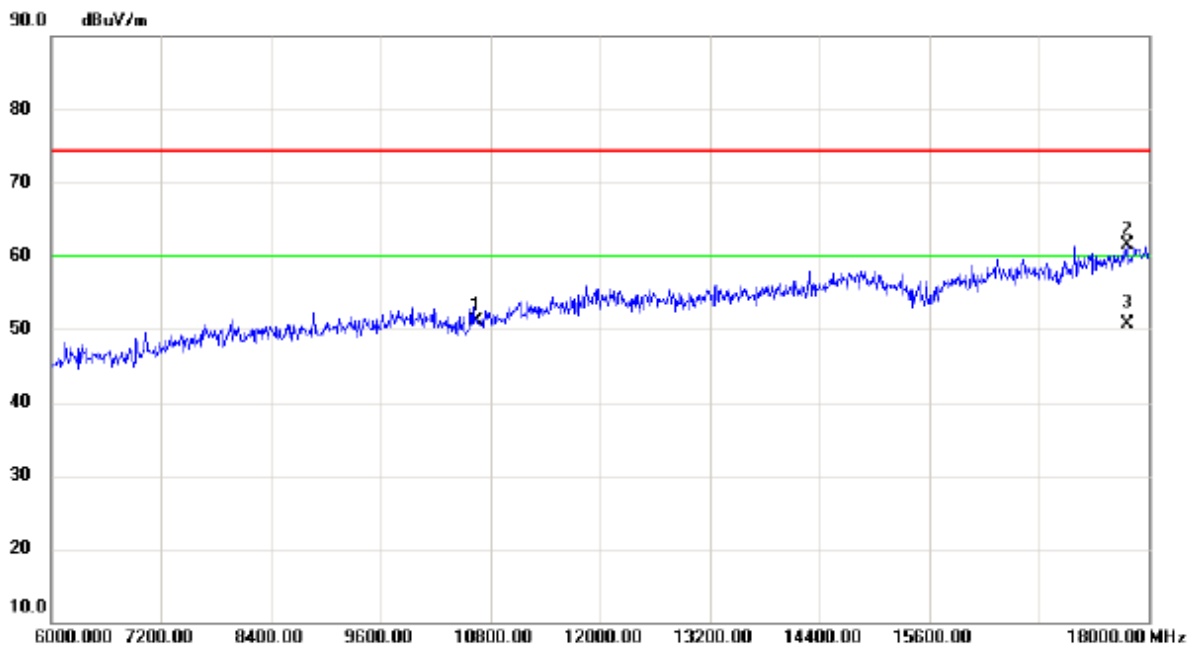
No.	Mk.	Freq. MHz	Reading Level dBuV	Correct Factor dB	Measure- ment dBuV/m	Limit dBuV/m	Margin dB	Detector	Comment
1	*	5321.000	55.65	40.97	96.62	54.00	42.62	AVG	NO LIMIT
2		5350.000	5.27	41.07	46.34	54.00	-7.66	AVG	
3		5350.000	20.65	41.07	61.72	68.30	-6.58	peak	
4	X	5320.700	65.36	40.97	106.33	68.30	38.03	peak	NO LIMIT

Orthogonal Axis :	X
Test Mode :	UNII-2A/ TX A Mode 5320MHz

Vertical



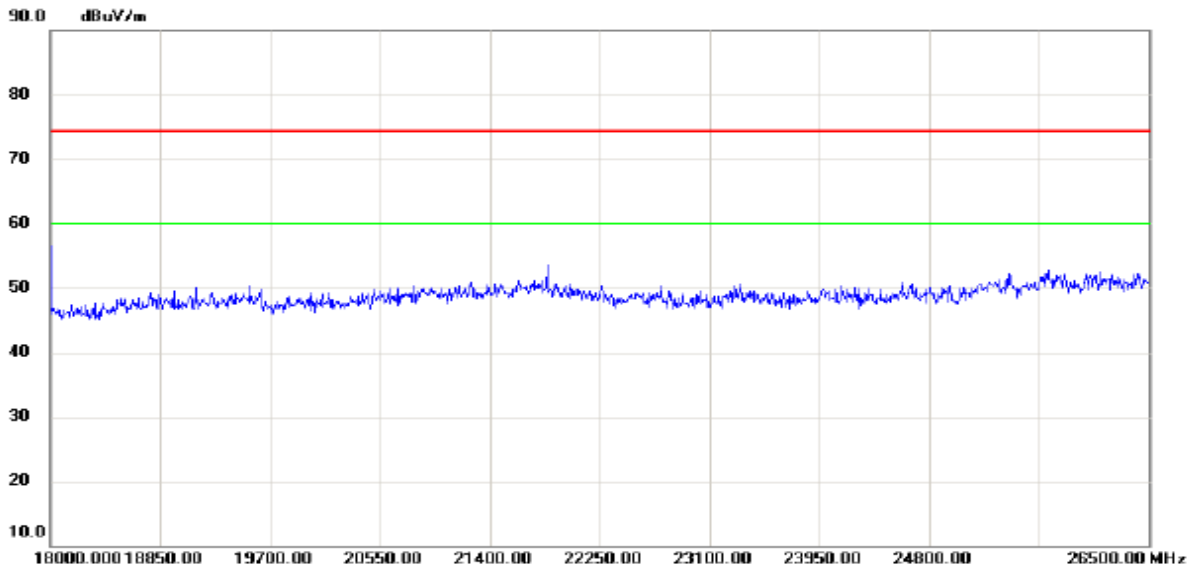
No.	Mk.	Freq.	Reading Level	Correct Factor	Measurement	Limit	Margin	Detector	Comment
		MHz	dBuV	dB	dBuV/m	dBuV/m	dB		



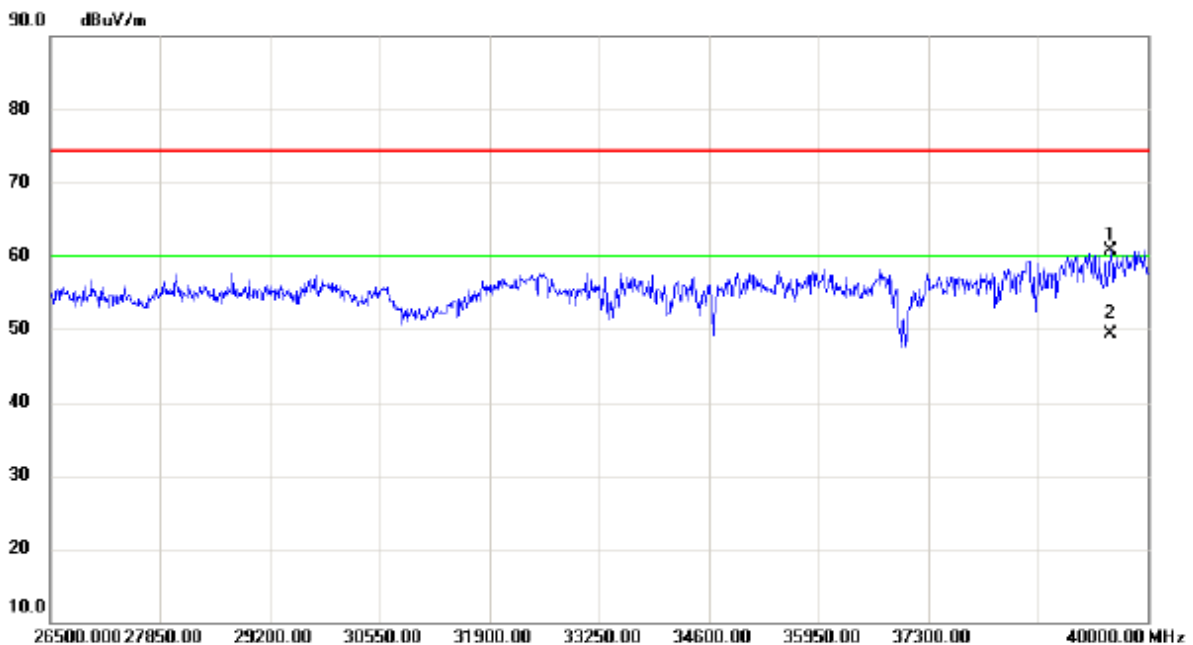
No.	Mk.	Freq.	Reading Level	Correct Factor	Measurement	Limit	Margin	Detector	Comment
		MHz	dBuV	dB	dBuV/m	dBuV/m	dB		
1		10640.00	36.79	14.25	51.04	74.30	-23.26	peak	
2		17760.00	38.35	23.13	61.48	74.30	-12.82	peak	

Orthogonal Axis :	X
Test Mode :	UNII-2A/ TX A Mode 5320MHz

Vertical



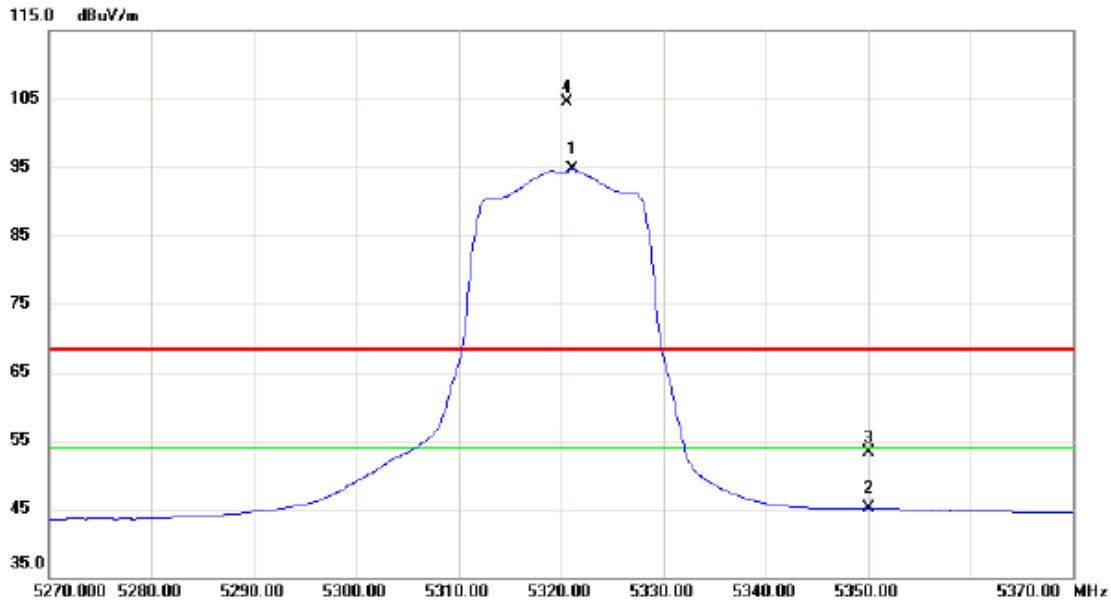
No.	Mk.	Freq. MHz	Reading Level dBuV	Correct Factor dB	Measure- ment dBuV/m	Limit dBuV/m	Margin dB	Detector	Comment
-----	-----	--------------	--------------------------	-------------------------	----------------------------	-----------------	--------------	----------	---------



No.	Mk.	Freq. MHz	Reading Level dBuV	Correct Factor dB	Measure- ment dBuV/m	Limit dBuV/m	Margin dB	Detector	Comment
1		39541.00	44.18	16.48	60.66	74.30	-13.64	peak	
2	*	39541.00	32.88	16.48	49.36	60.00	-10.64	AVG	

Orthogonal Axis :	X
Test Mode :	UNII-2A/ TX A Mode 5320MHz

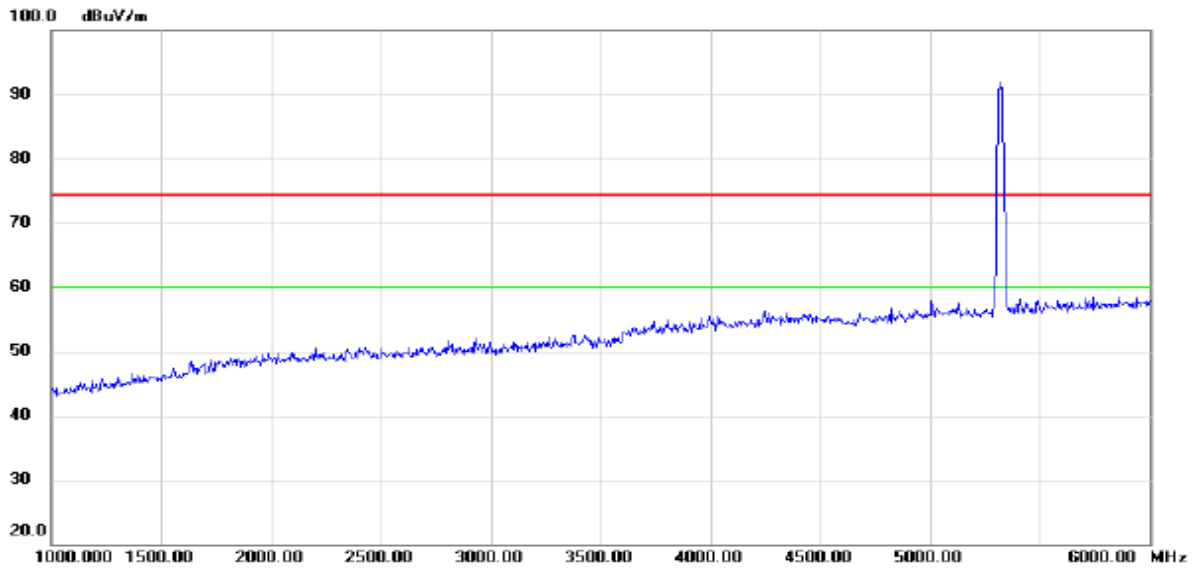
Horizontal



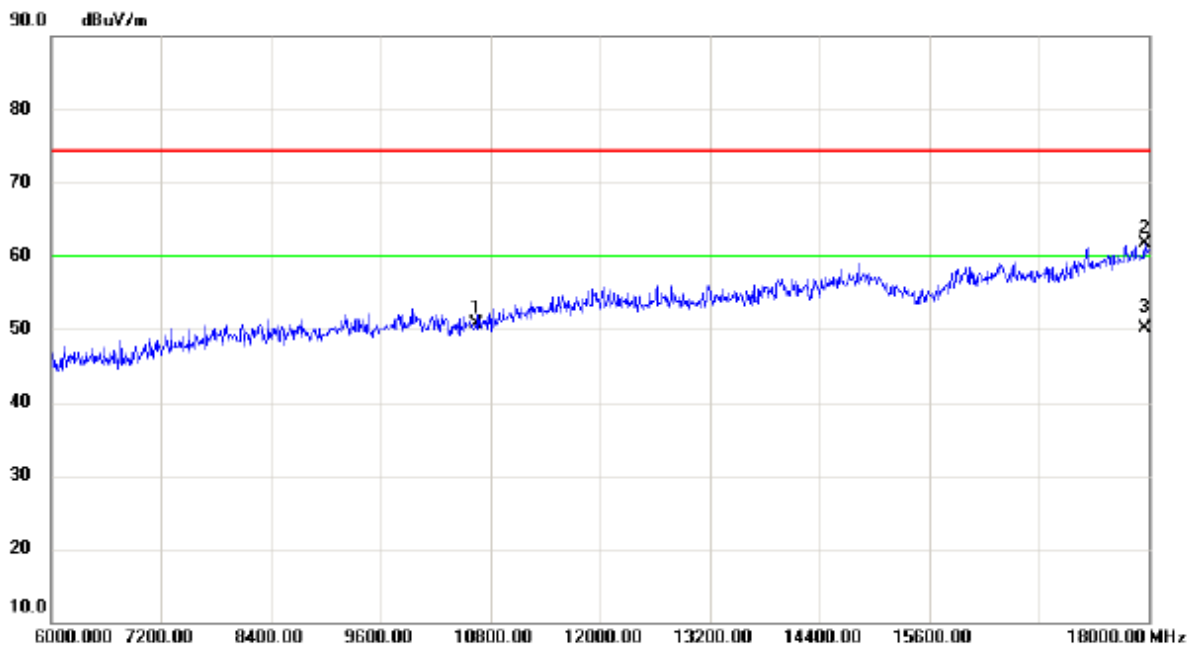
No.	Mk.	Freq. MHz	Reading Level dBuV	Correct Factor dB	Measure- ment dBuV/m	Limit dBuV/m	Margin dB	Detector	Comment
1	*	5321.100	53.72	40.97	94.69	54.00	40.69	AVG	NO LIMIT
2		5350.000	3.96	41.07	45.03	54.00	-8.97	AVG	
3		5350.000	12.31	41.07	53.38	68.30	-14.92	peak	
4	X	5320.600	63.47	40.97	104.44	68.30	36.14	peak	NO LIMIT

Orthogonal Axis :	X
Test Mode :	UNII-2A/ TX A Mode 5320MHz

Horizontal



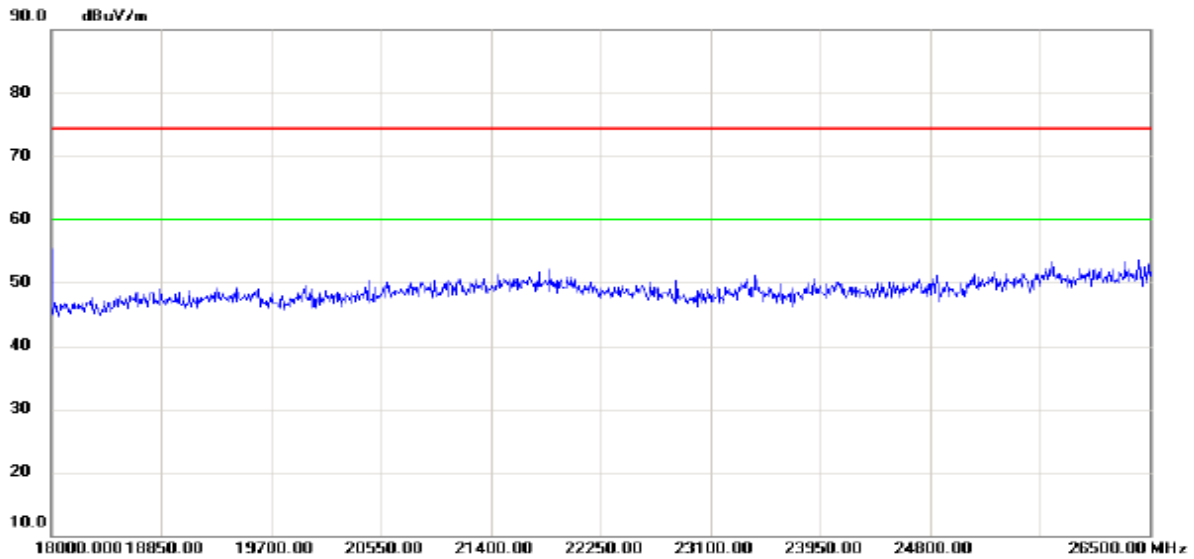
No.	Mk.	Freq.	Reading Level	Correct Factor	Measurement	Limit	Margin	Detector	Comment
		MHz	dBuV	dB	dBuV/m	dBuV/m	dB		



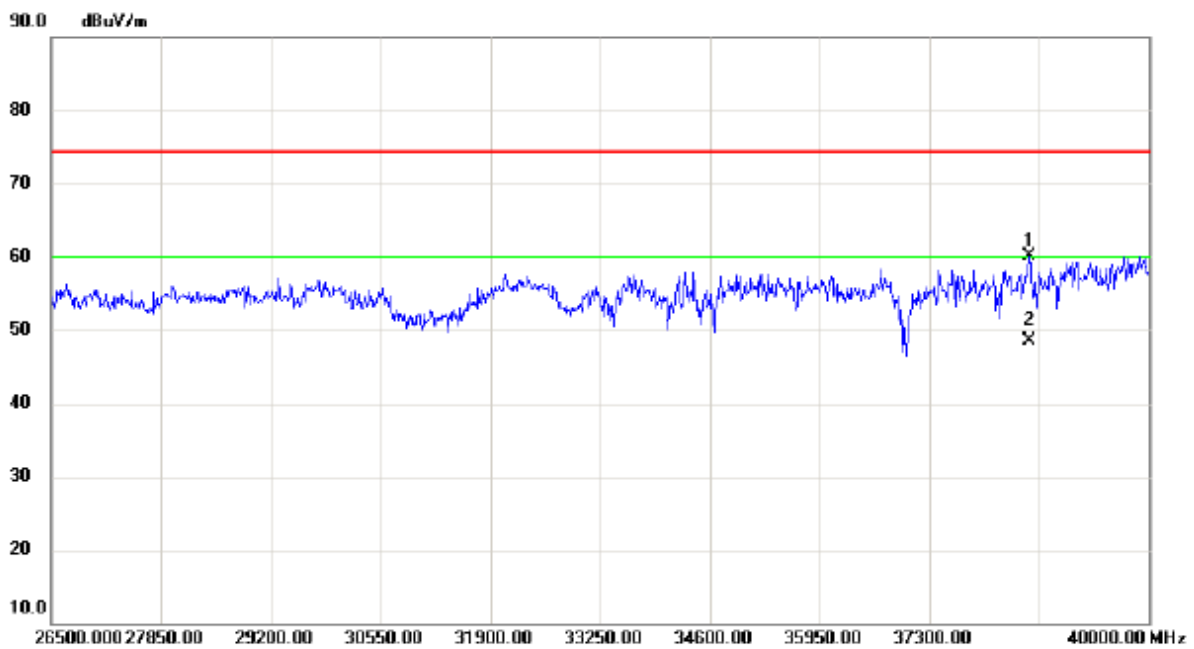
No.	Mk.	Freq.	Reading Level	Correct Factor	Measurement	Limit	Margin	Detector	Comment
		MHz	dBuV	dB	dBuV/m	dBuV/m	dB		
1		10640.00	36.47	14.25	50.72	74.30	-23.58	peak	
2		17952.00	37.98	23.69	61.67	74.30	-12.63	peak	

Orthogonal Axis :	X
Test Mode :	UNII-2A/ TX A Mode 5320MHz

Horizontal

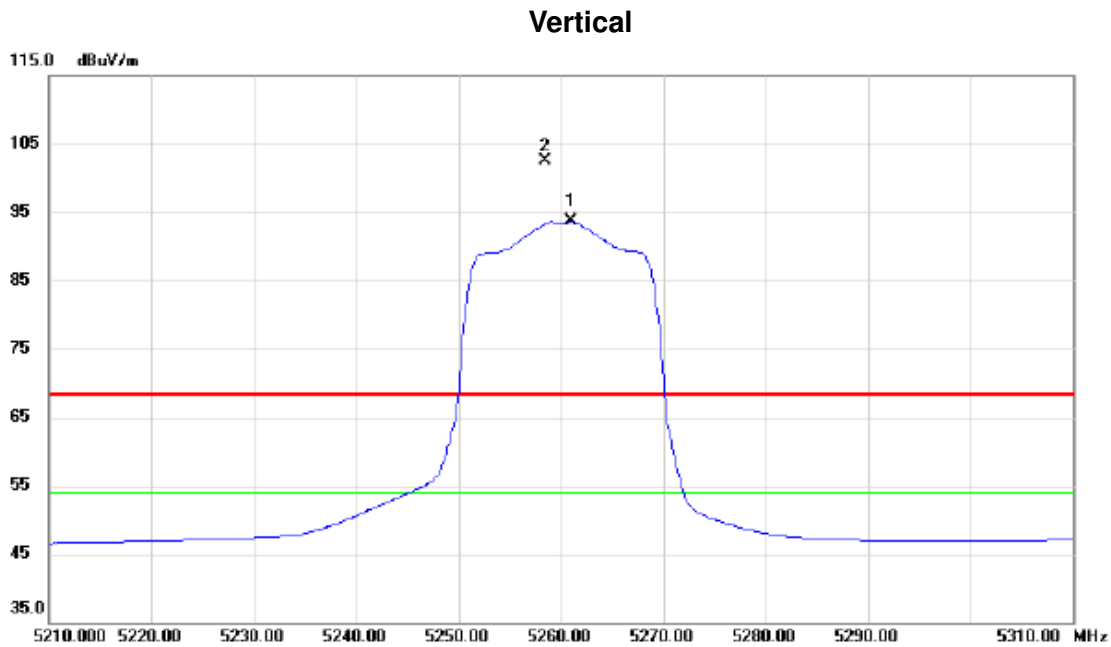


No.	Mk.	Freq.	Reading Level	Correct Factor	Measurement	Limit	Margin	Detector	Comment
		MHz	dBuV	dB	dBuV/m	dBuV/m	dB		



No.	Mk.	Freq.	Reading Level	Correct Factor	Measurement	Limit	Margin	Detector	Comment
		MHz	dBuV	dB	dBuV/m	dBuV/m	dB		
1		38528.50	46.31	13.70	60.01	74.30	-14.29	peak	
2	*	38528.50	34.76	13.70	48.46	60.00	-11.54	AVG	

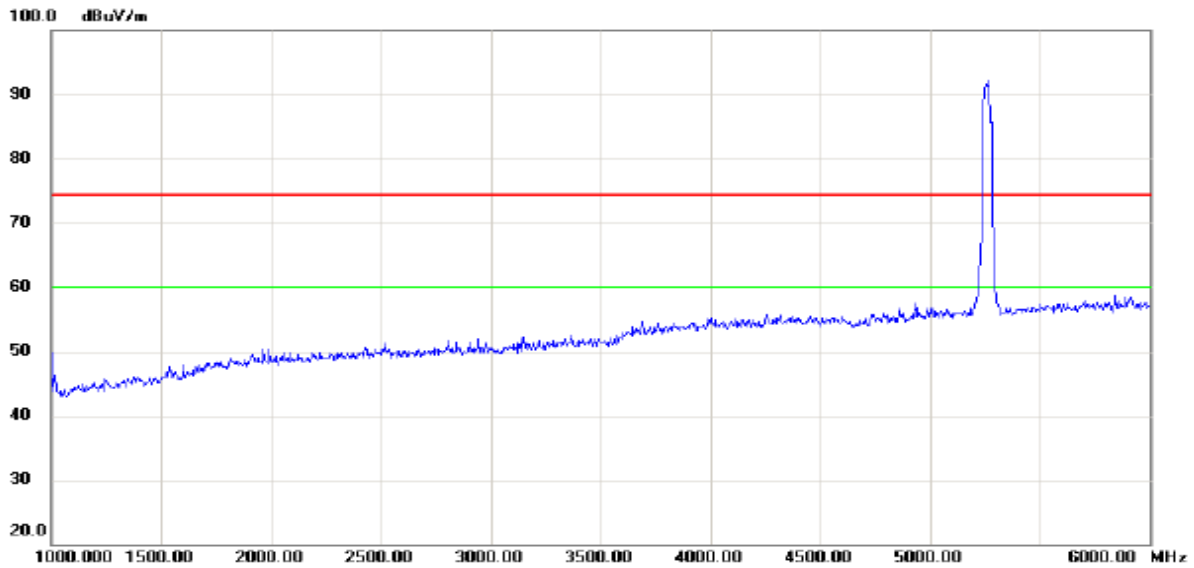
Orthogonal Axis :	X
Test Mode :	UNII-2A/ TX N20 Mode 5260MHz



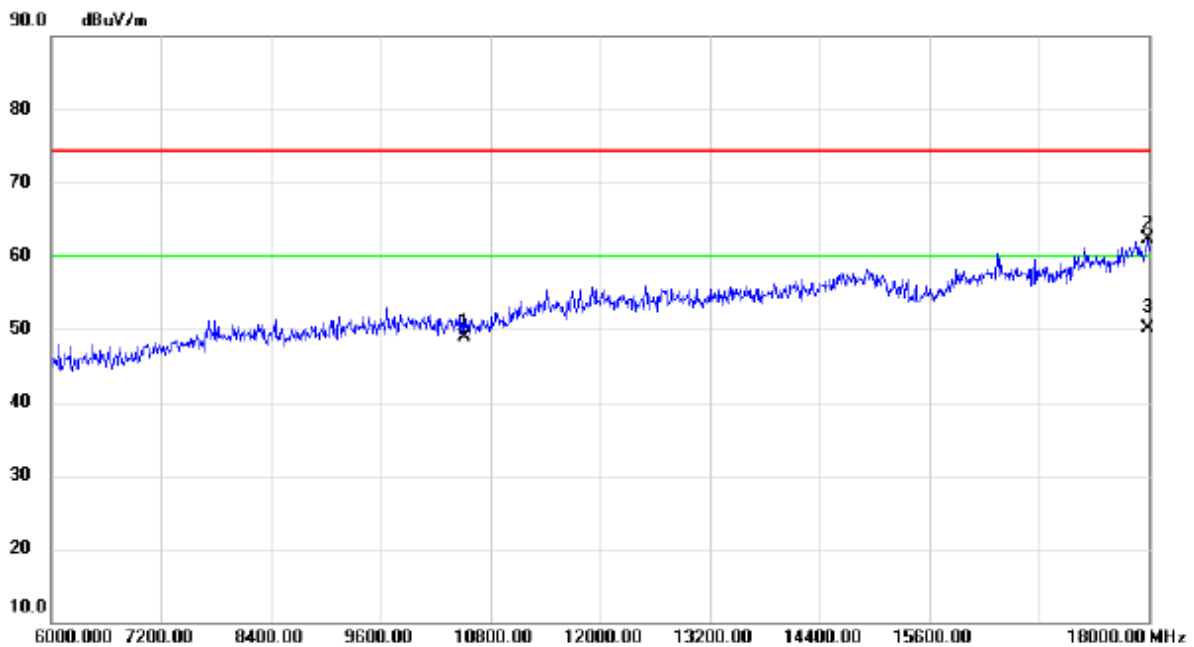
No.	Mk.	Freq. MHz	Reading Level dBuV	Correct Factor dB	Measure- ment dBuV/m	Limit dBuV/m	Margin dB	Detector	Comment
1	*	5261.000	52.88	40.77	93.65	54.00	39.65	AVG	NO LIMIT
2	X	5258.500	61.75	40.76	102.51	68.30	34.21	peak	NO LIMIT

Orthogonal Axis :	X
Test Mode :	UNII-2A/ TX N20 Mode 5260MHz

Vertical



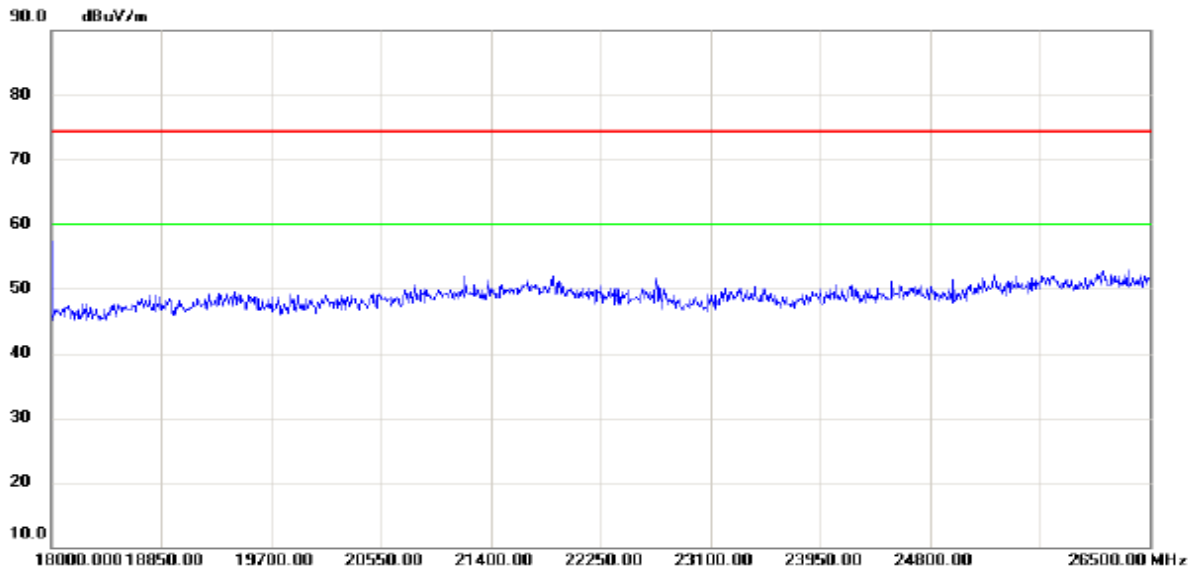
No.	Mk.	Freq. MHz	Reading Level dBuV	Correct Factor dB	Measure- ment dBuV/m	Limit dBuV/m	Margin dB	Detector	Comment
-----	-----	--------------	--------------------------	-------------------------	----------------------------	-----------------	--------------	----------	---------



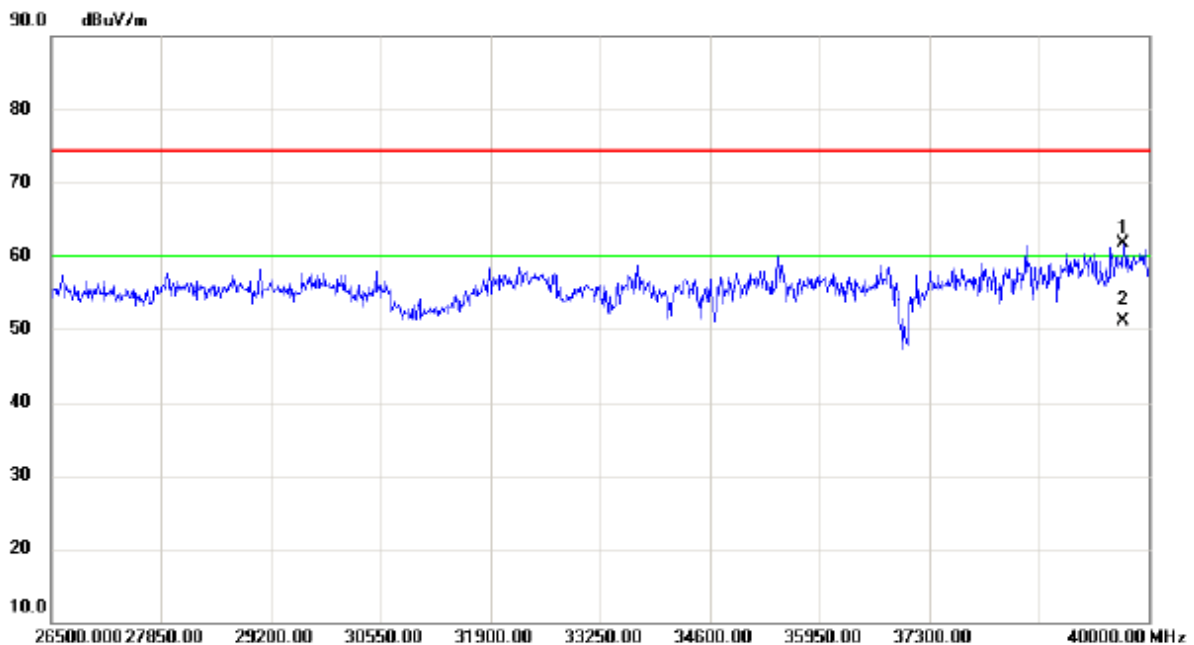
No.	Mk.	Freq. MHz	Reading Level dBuV	Correct Factor dB	Measure- ment dBuV/m	Limit dBuV/m	Margin dB	Detector	Comment
1		10520.00	35.09	13.75	48.84	74.30	-25.46	peak	
2		17988.00	38.43	23.80	62.23	74.30	-12.07	peak	

Orthogonal Axis :	X
Test Mode :	UNII-2A/ TX N20 Mode 5260MHz

Vertical



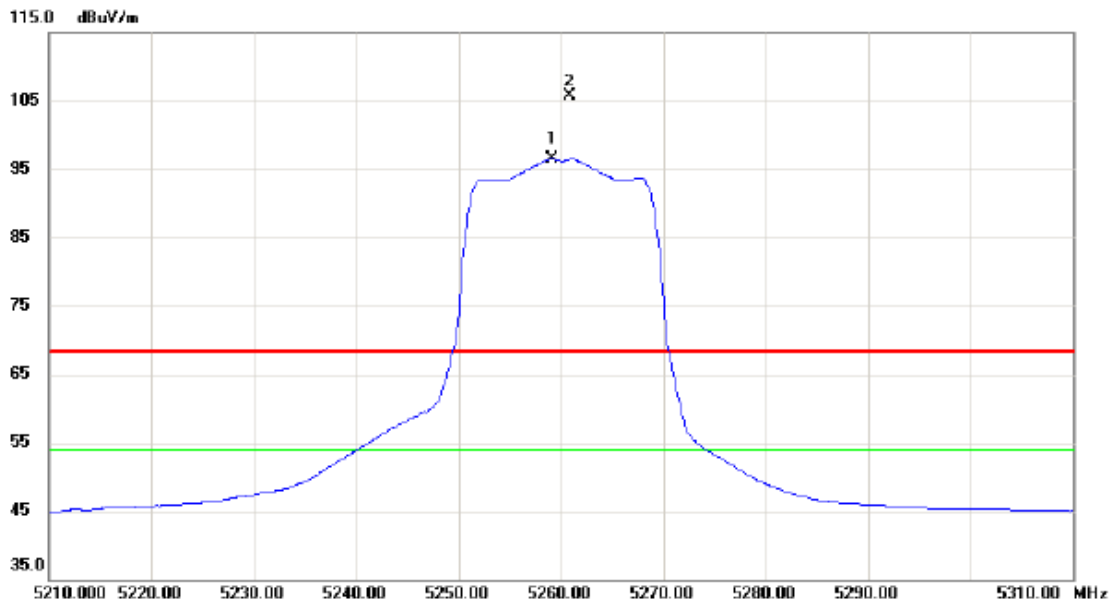
No.	Mk.	Freq. MHz	Reading Level dBuV	Correct Factor dB	Measure- ment dBuV/m	Limit dBuV/m	Margin dB	Detector	Comment
-----	-----	--------------	--------------------------	-------------------------	----------------------------	-----------------	--------------	----------	---------



No.	Mk.	Freq. MHz	Reading Level dBuV	Correct Factor dB	Measure- ment dBuV/m	Limit dBuV/m	Margin dB	Detector	Comment
1		39689.50	44.83	16.85	61.68	74.30	-12.62	peak	
2	*	39689.50	34.25	16.85	51.10	60.00	-8.90	AVG	

Orthogonal Axis :	X
Test Mode :	UNII-2A/ TX N20 Mode 5260MHz

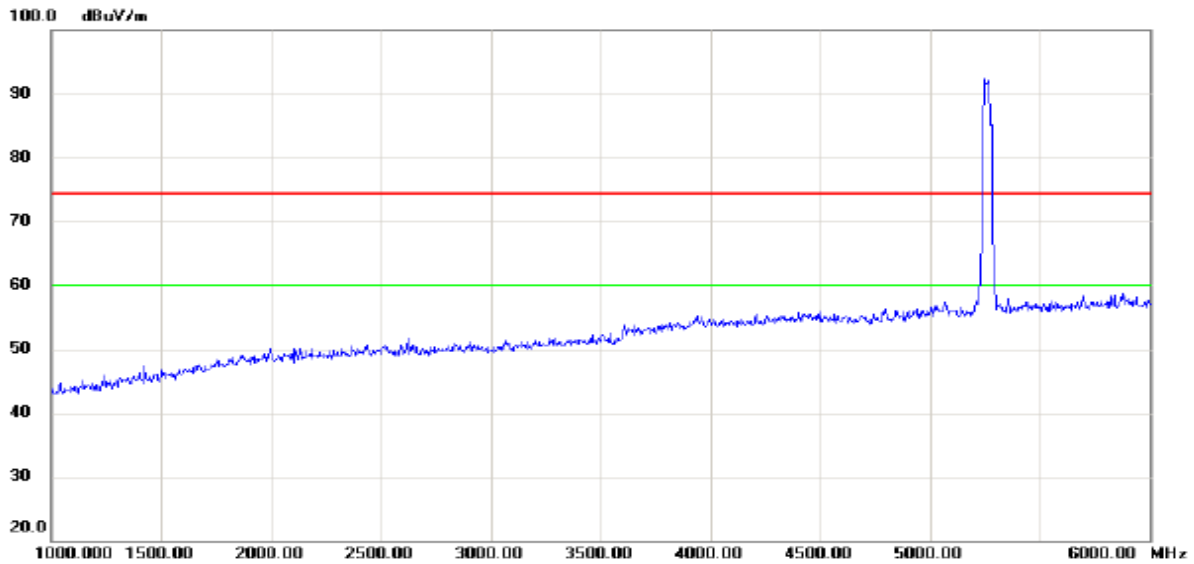
Horizontal



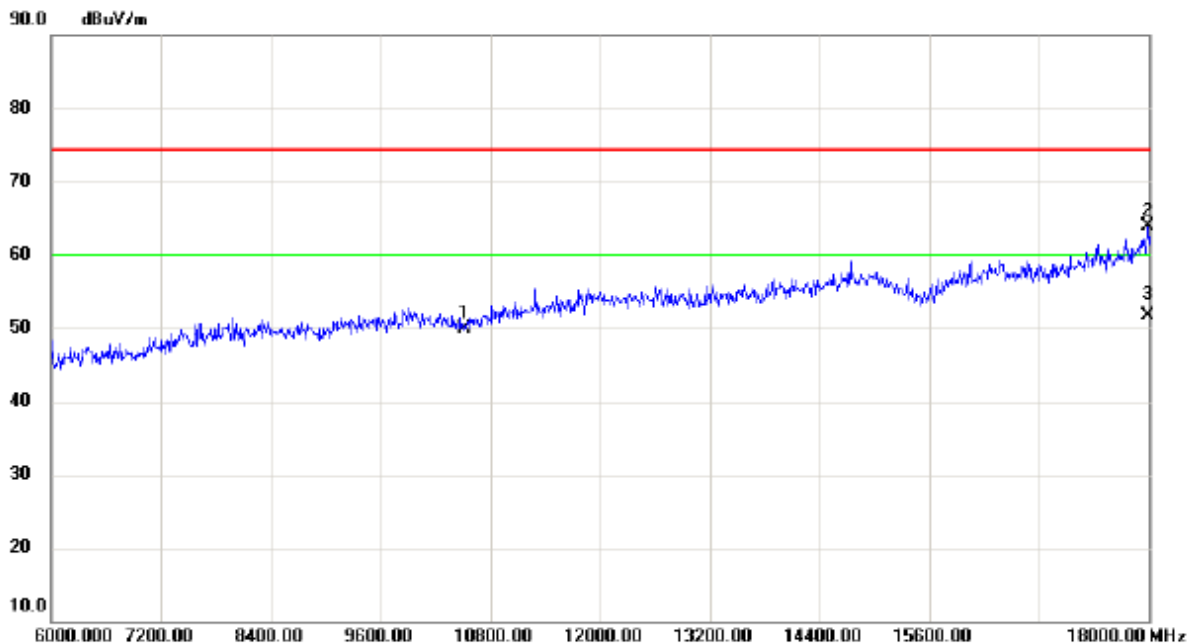
No.	Mk.	Freq. MHz	Reading Level dBuV	Correct Factor dB	Measure- ment dBuV/m	Limit dBuV/m	Margin dB	Detector	Comment
1	*	5259.100	55.75	40.76	96.51	54.00	42.51	AVG	NO LIMIT
2	X	5260.900	64.88	40.77	105.65	68.30	37.35	peak	NO LIMIT

Orthogonal Axis :	X
Test Mode :	UNII-2A/ TX N20 Mode 5260MHz

Horizontal



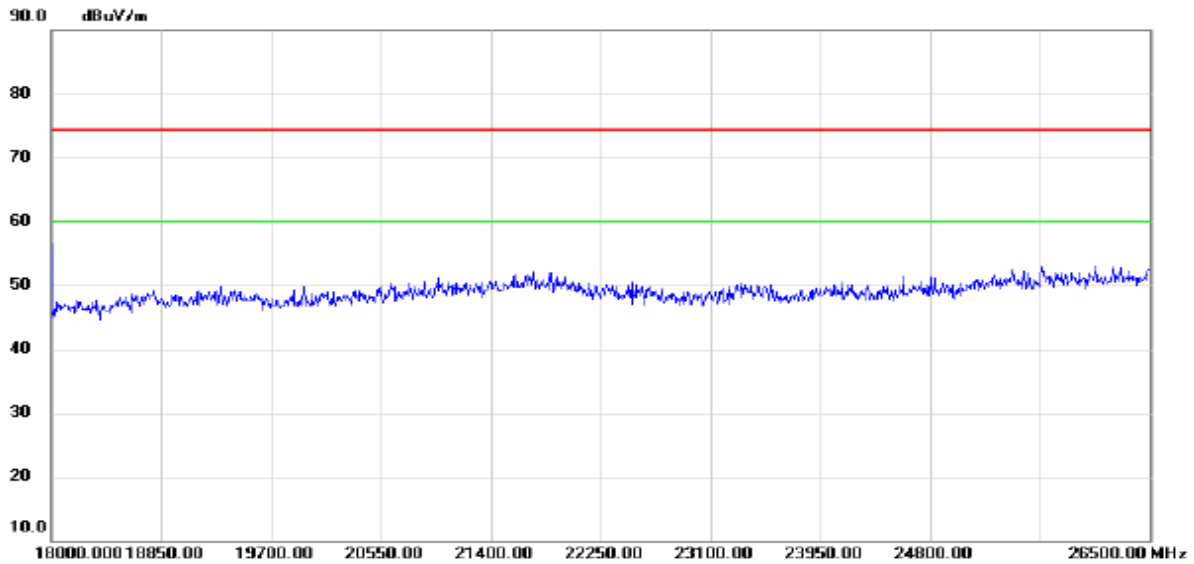
No.	Mk.	Freq. MHz	Reading Level dBuV	Correct Factor dB	Measure- ment dBuV/m	Limit dBuV/m	Margin dB	Detector	Comment
-----	-----	--------------	--------------------------	-------------------------	----------------------------	-----------------	--------------	----------	---------



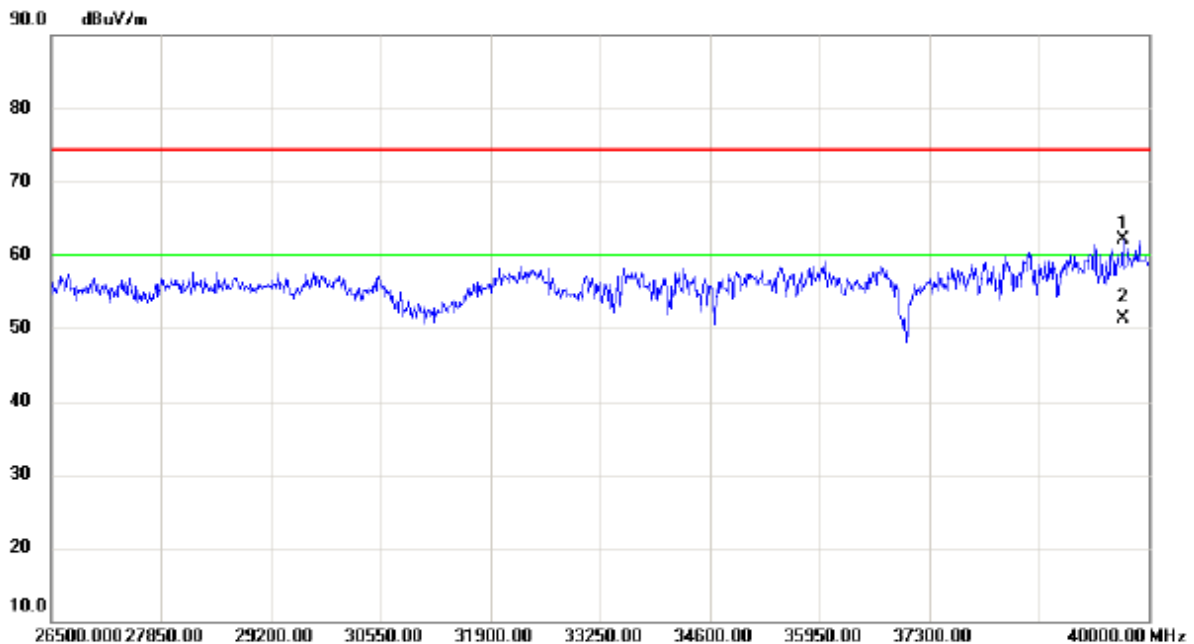
No.	Mk.	Freq. MHz	Reading Level dBuV	Correct Factor dB	Measure- ment dBuV/m	Limit dBuV/m	Margin dB	Detector	Comment
1		10520.00	36.09	13.75	49.84	74.30	-24.46	peak	
2		17988.00	40.12	23.80	63.92	74.30	-10.38	peak	

Orthogonal Axis :	X
Test Mode :	UNII-2A/ TX N20 Mode 5260MHz

Horizontal



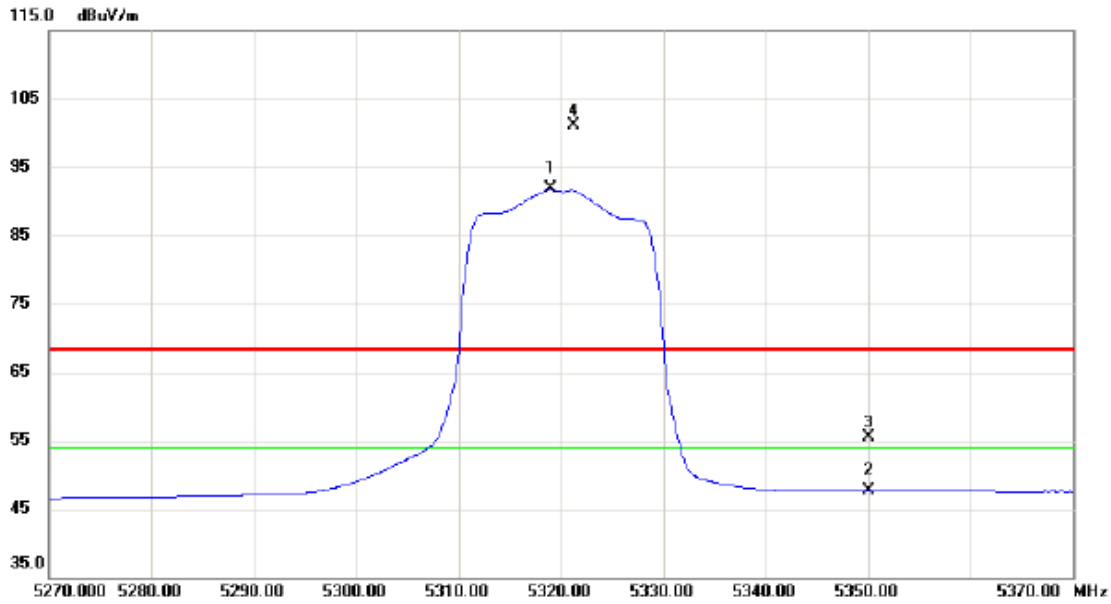
No.	Mk.	Freq. MHz	Reading Level dBuV	Correct Factor dB	Measure- ment dBuV/m	Limit dBuV/m	Margin dB	Detector	Comment
-----	-----	--------------	--------------------------	-------------------------	----------------------------	-----------------	--------------	----------	---------



No.	Mk.	Freq. MHz	Reading Level dBuV	Correct Factor dB	Measure- ment dBuV/m	Limit dBuV/m	Margin dB	Detector	Comment
1		39676.00	45.31	16.80	62.11	74.30	-12.19	peak	
2	*	39676.00	34.52	16.80	51.32	60.00	-8.68	AVG	

Orthogonal Axis :	X
Test Mode :	UNII-2A/ TX N20 Mode 5320MHz

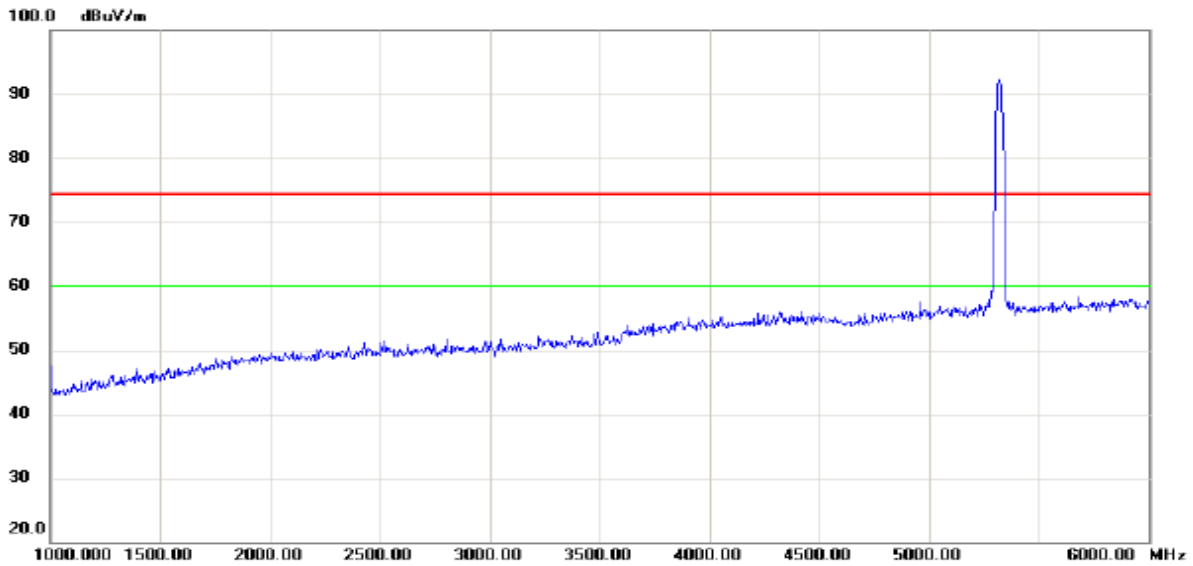
Vertical



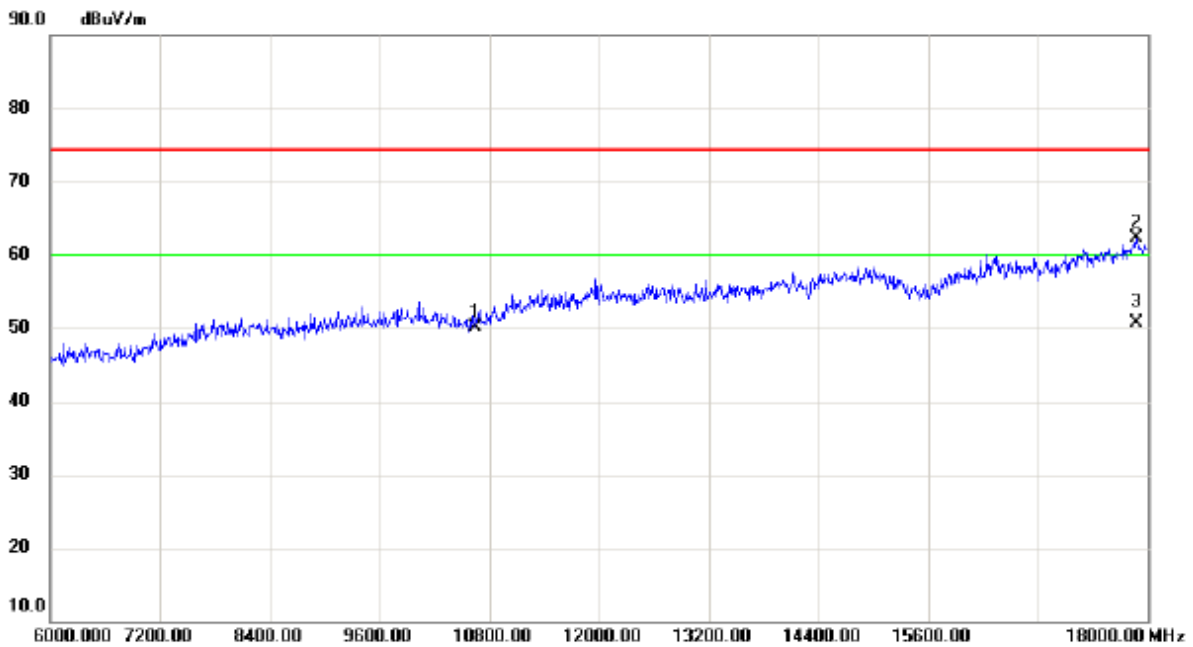
No.	Mk.	Freq. MHz	Reading Level dBuV	Correct Factor dB	Measure- ment dBuV/m	Limit dBuV/m	Margin dB	Detector	Comment
1	*	5319.000	50.85	40.97	91.82	54.00	37.82	AVG	NO LIMIT
2		5350.000	6.53	41.07	47.60	54.00	-6.40	AVG	
3		5350.000	14.42	41.07	55.49	68.30	-12.81	peak	
4	X	5321.300	60.10	40.97	101.07	68.30	32.77	peak	NO LIMIT

Orthogonal Axis :	X
Test Mode :	UNII-2A/ TX N20 Mode 5320MHz

Vertical



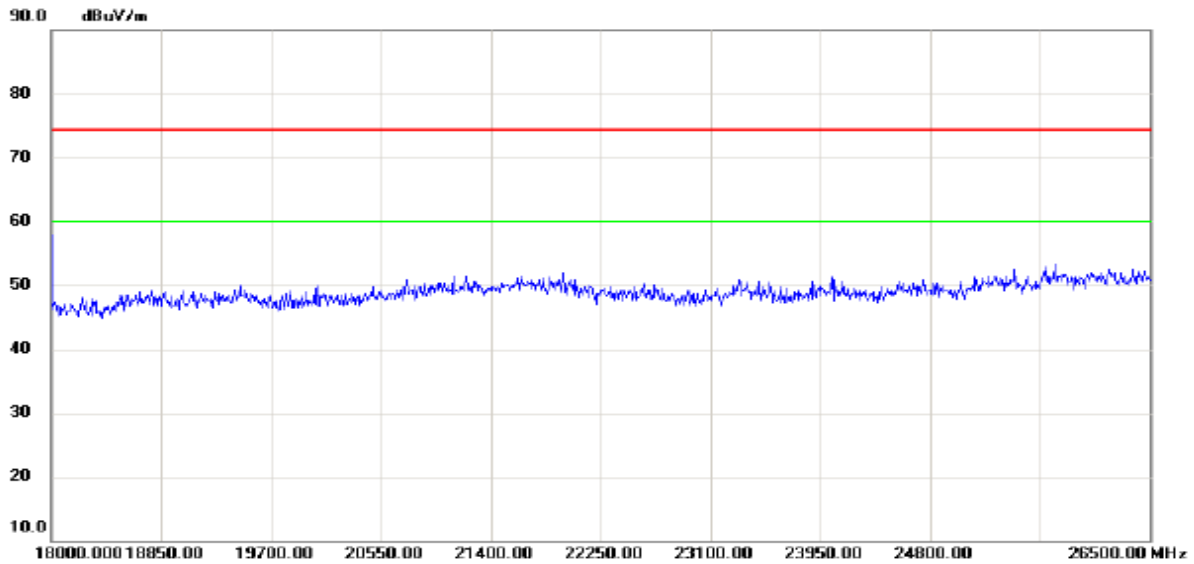
No.	Mk.	Freq. MHz	Reading Level dBuV	Correct Factor dB	Measure- ment dBuV/m	Limit dBuV/m	Margin dB	Detector	Comment
-----	-----	--------------	--------------------------	-------------------------	----------------------------	-----------------	--------------	----------	---------



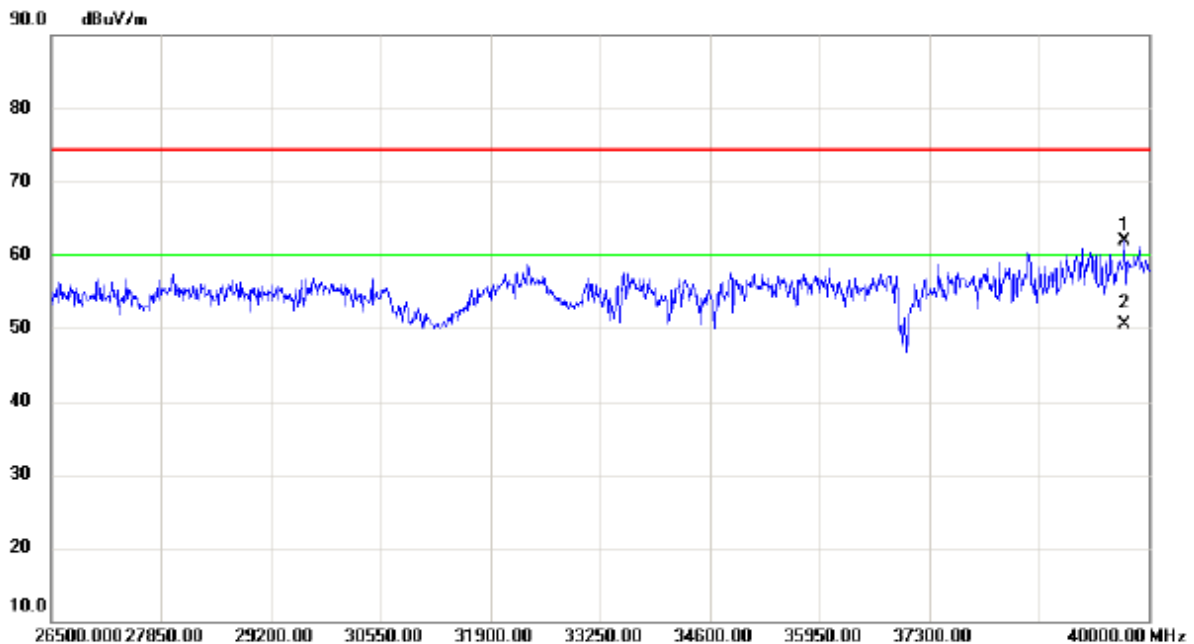
No.	Mk.	Freq. MHz	Reading Level dBuV	Correct Factor dB	Measure- ment dBuV/m	Limit dBuV/m	Margin dB	Detector	Comment
1		10640.00	35.95	14.25	50.20	74.30	-24.10	peak	
2		17880.00	38.85	23.47	62.32	74.30	-11.98	peak	

Orthogonal Axis :	X
Test Mode :	UNII-2A/ TX N20 Mode 5320MHz

Vertical



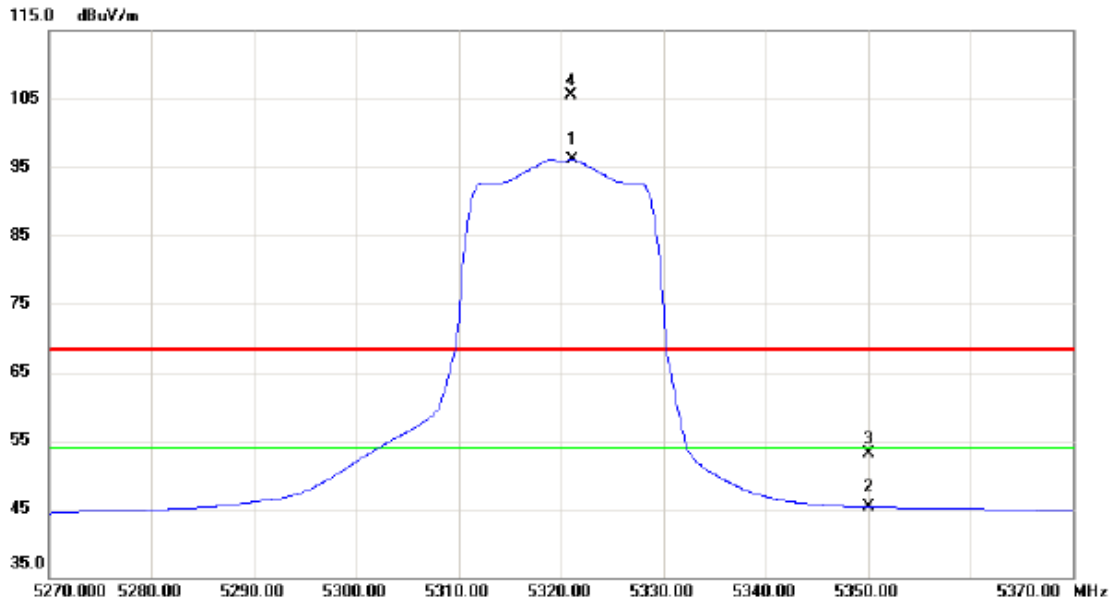
No.	Mk.	Freq. MHz	Reading Level dBuV	Correct Factor dB	Measure- ment dBuV/m	Limit dBuV/m	Margin dB	Detector	Comment
-----	-----	--------------	--------------------------	-------------------------	----------------------------	-----------------	--------------	----------	---------



No.	Mk.	Freq. MHz	Reading Level dBuV	Correct Factor dB	Measure- ment dBuV/m	Limit dBuV/m	Margin dB	Detector	Comment
1		39703.00	44.96	16.87	61.83	74.30	-12.47	peak	
2	*	39703.00	33.72	16.87	50.59	60.00	-9.41	AVG	

Orthogonal Axis :	X
Test Mode :	UNII-2A/ TX N20 Mode 5320MHz

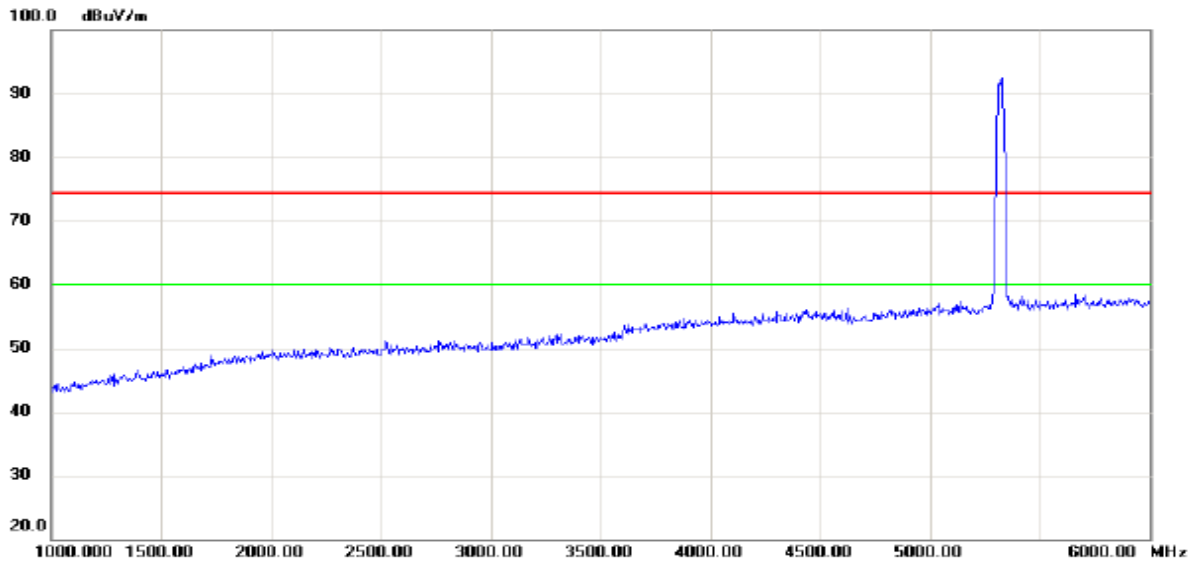
Horizontal



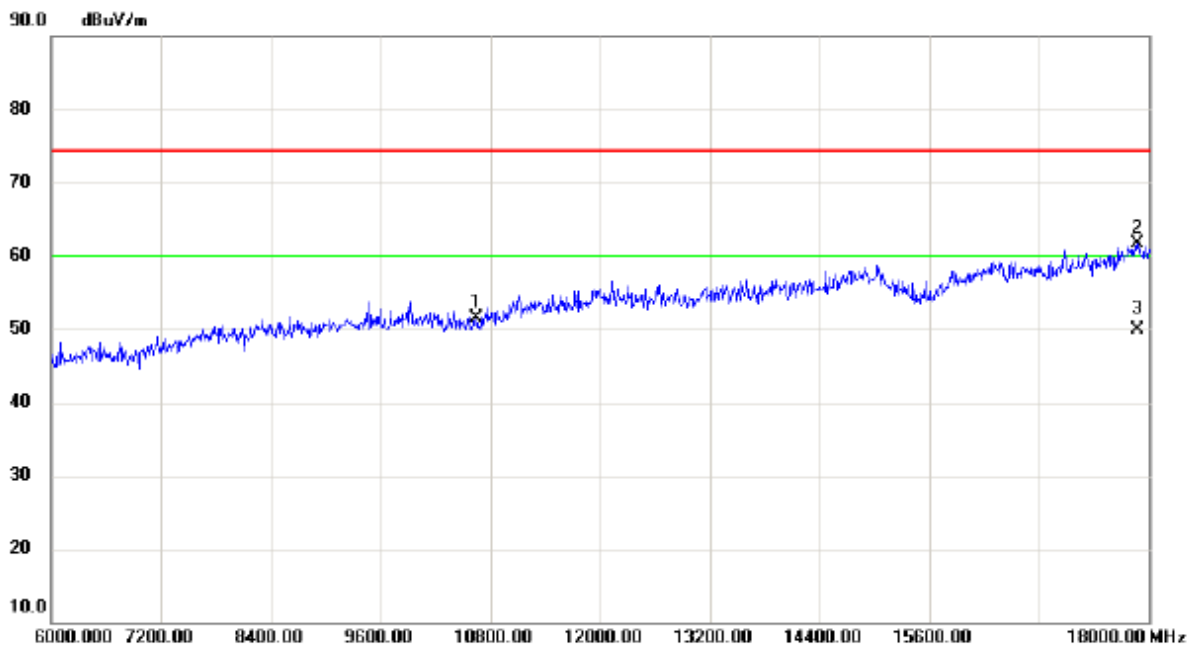
No.	Mk.	Freq. MHz	Reading Level dBuV	Correct Factor dB	Measure- ment dBuV/m	Limit dBuV/m	Margin dB	Detector	Comment
1	*	5321.100	55.21	40.97	96.18	54.00	42.18	AVG	NO LIMIT
2		5350.000	4.26	41.07	45.33	54.00	-8.67	AVG	
3		5350.000	11.94	41.07	53.01	68.30	-15.29	peak	
4	X	5321.000	64.58	40.97	105.55	68.30	37.25	peak	NO LIMIT

Orthogonal Axis :	X
Test Mode :	UNII-2A/ TX N20 Mode 5320MHz

Horizontal



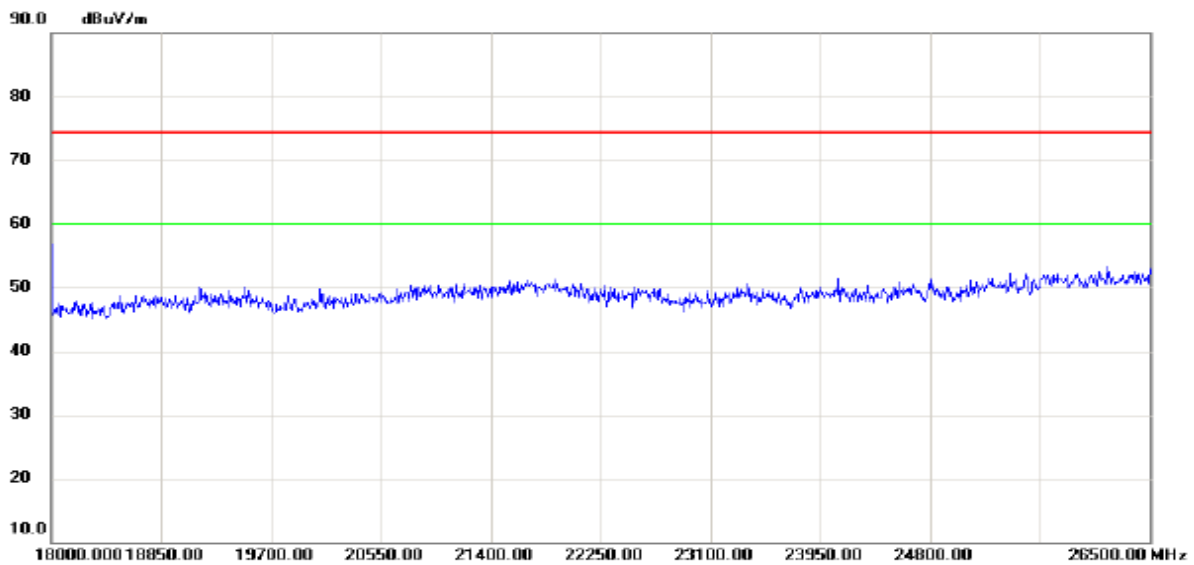
No.	Mk.	Freq. MHz	Reading Level dBuV	Correct Factor dB	Measure- ment dBuV/m	Limit dBuV/m	Margin dB	Detector	Comment
-----	-----	--------------	--------------------------	-------------------------	----------------------------	-----------------	--------------	----------	---------



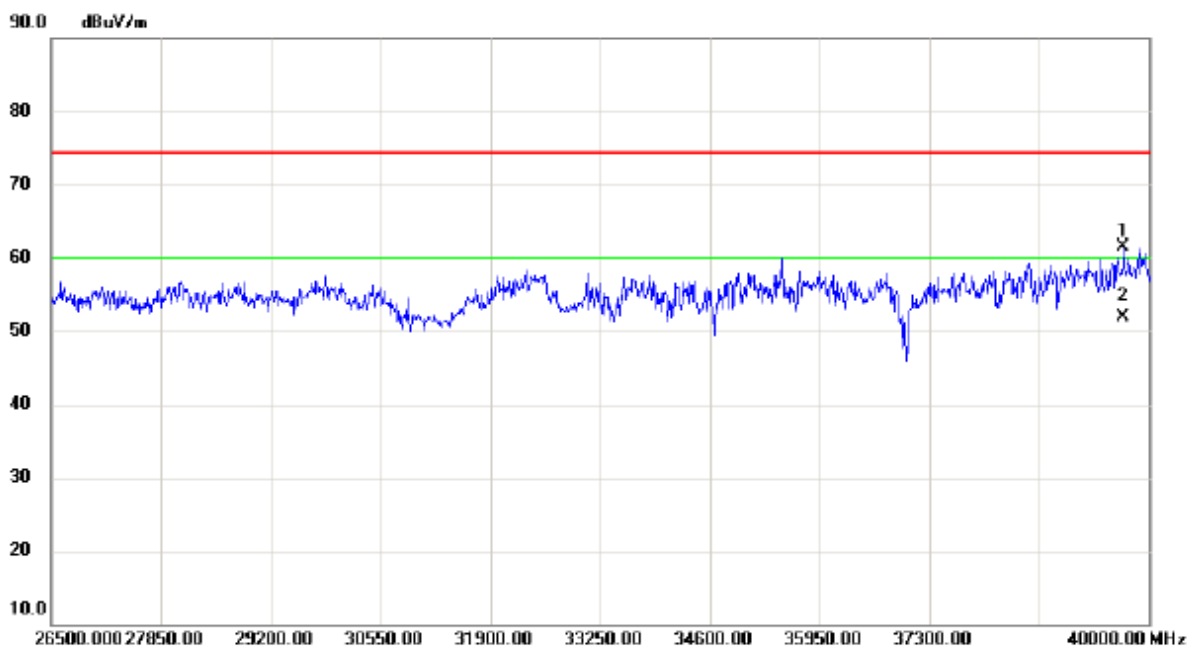
No.	Mk.	Freq. MHz	Reading Level dBuV	Correct Factor dB	Measure- ment dBuV/m	Limit dBuV/m	Margin dB	Detector	Comment
1		10640.00	37.23	14.25	51.48	74.30	-22.82	peak	
2		17880.00	38.15	23.47	61.62	74.30	-12.68	peak	

Orthogonal Axis :	X
Test Mode :	UNII-2A/ TX N20 Mode 5320MHz

Horizontal



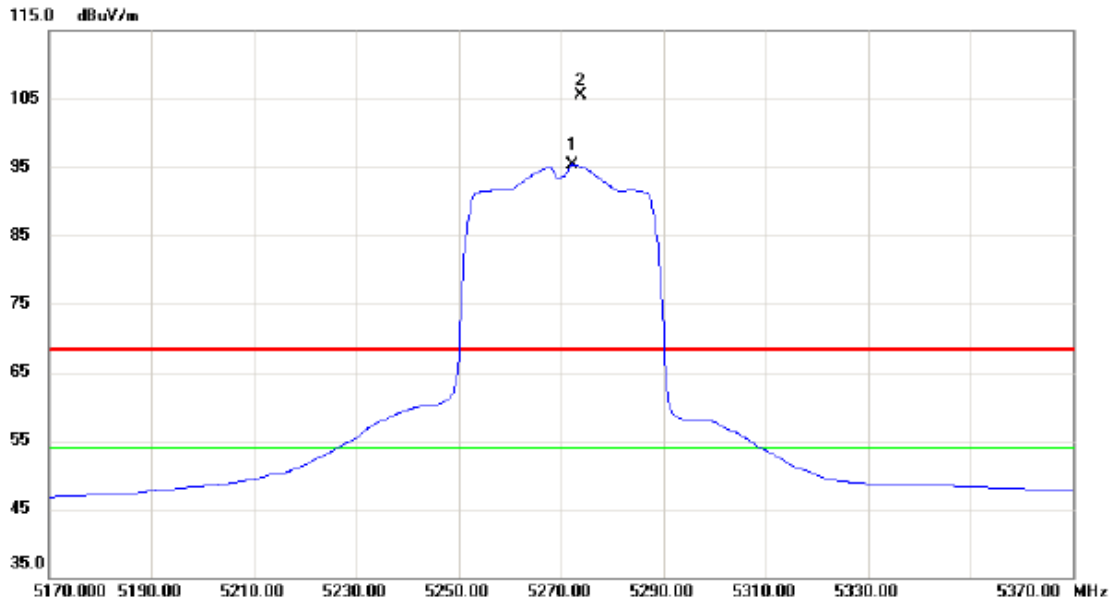
No.	Mk.	Freq.	Reading Level	Correct Factor	Measurement	Limit	Margin	Detector	Comment
		MHz	dBuV	dB	dBuV/m	dBuV/m	dB		



No.	Mk.	Freq.	Reading Level	Correct Factor	Measurement	Limit	Margin	Detector	Comment
		MHz	dBuV	dB	dBuV/m	dBuV/m	dB		
1		39689.50	44.74	16.85	61.59	74.30	-12.71	peak	
2	*	39689.50	35.01	16.85	51.86	60.00	-8.14	AVG	

Orthogonal Axis :	X
Test Mode :	UNII-2A/ TX N40 Mode 5270MHz

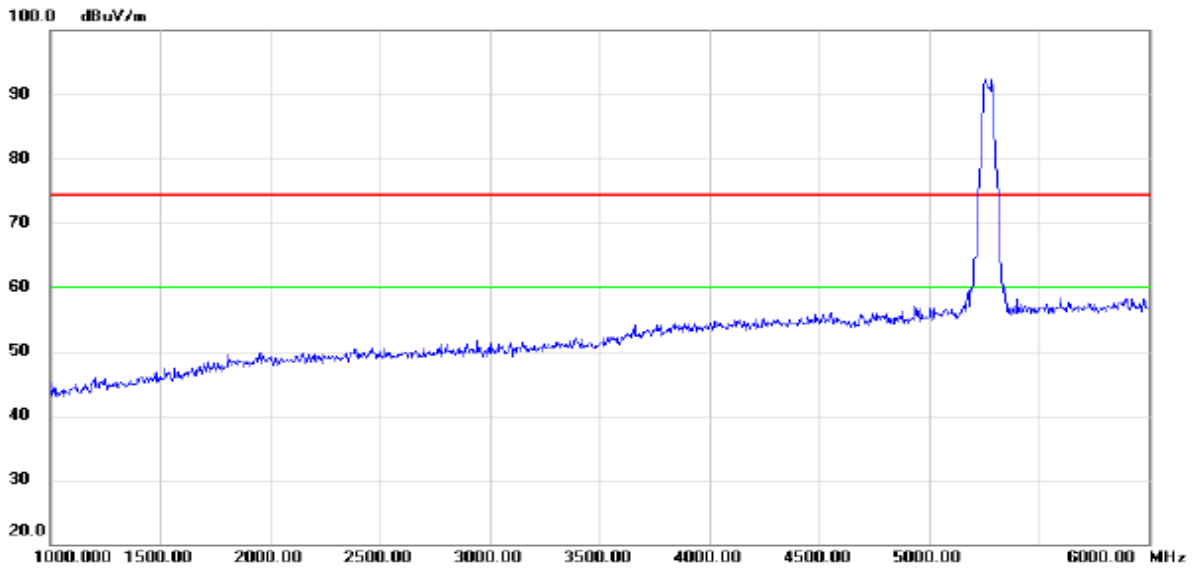
Vertical



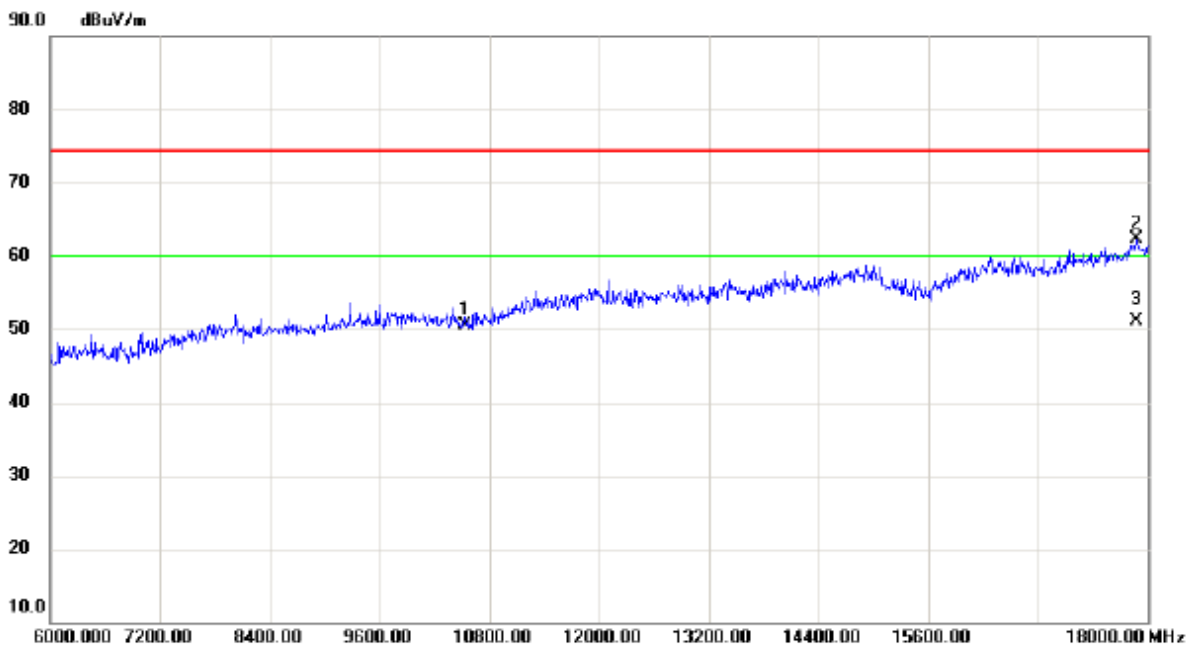
No.	Mk.	Freq. MHz	Reading Level dBuV	Correct Factor dB	Measure- ment dBuV/m	Limit dBuV/m	Margin dB	Detector	Comment
1	*	5272.400	54.59	40.81	95.40	54.00	41.40	AVG	NO LIMIT
2	X	5273.800	64.66	40.82	105.48	68.30	37.18	peak	NO LIMIT

Orthogonal Axis :	X
Test Mode :	UNII-2A/ TX N40 Mode 5270MHz

Vertical



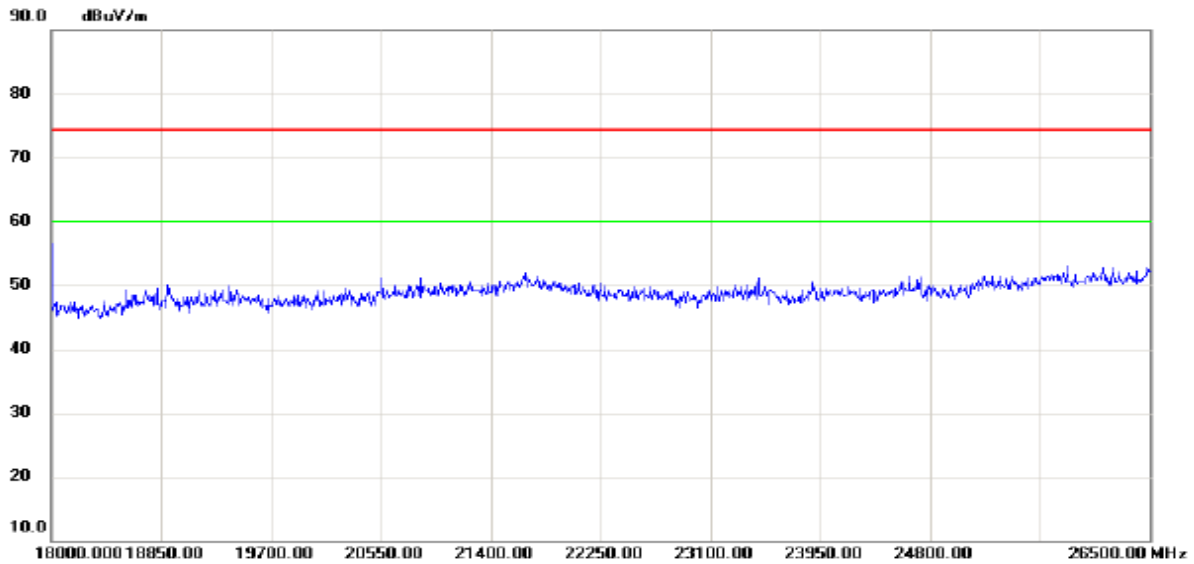
No.	Mk.	Freq.	Reading Level	Correct Factor	Measurement	Limit	Margin	Detector	Comment
		MHz	dBuV	dB	dBuV/m	dBuV/m	dB		



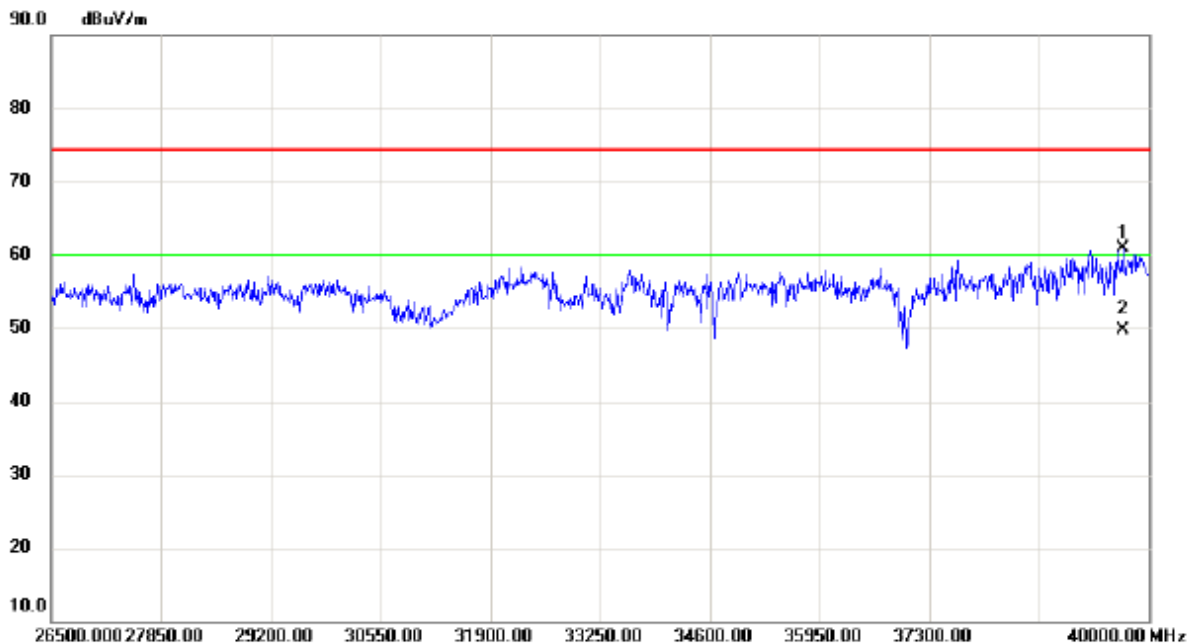
No.	Mk.	Freq.	Reading Level	Correct Factor	Measurement	Limit	Margin	Detector	Comment
		MHz	dBuV	dB	dBuV/m	dBuV/m	dB		
1		10540.00	36.63	13.84	50.47	74.30	-23.83	peak	
2		17880.00	38.90	23.47	62.37	74.30	-11.93	peak	

Orthogonal Axis :	X
Test Mode :	UNII-2A/ TX N40 Mode 5270MHz

Vertical



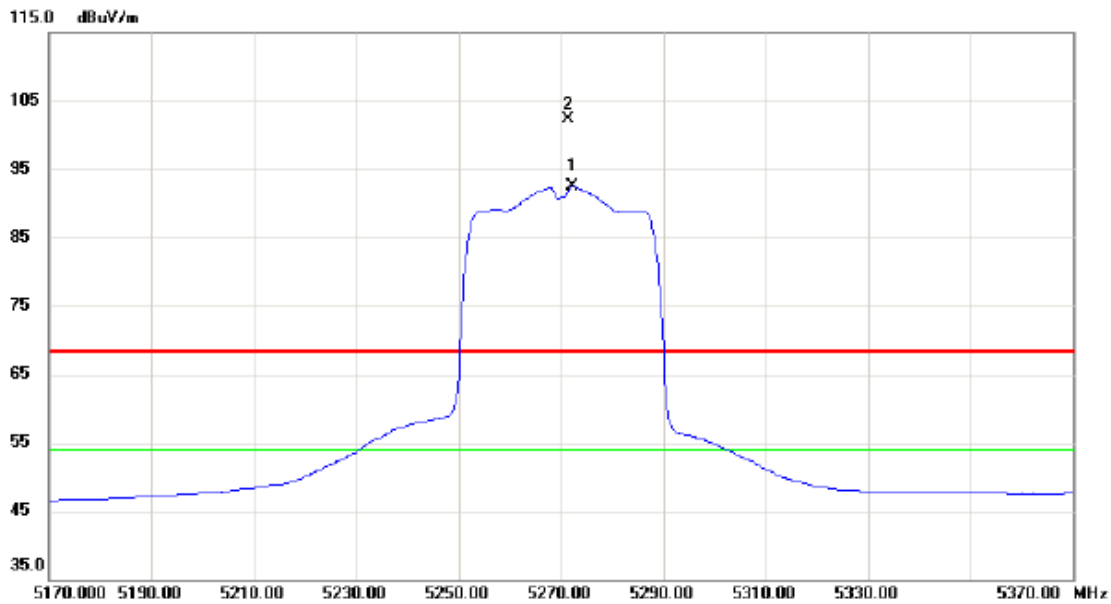
No.	Mk.	Freq. MHz	Reading Level dBuV	Correct Factor dB	Measure- ment dBuV/m	Limit dBuV/m	Margin dB	Detector	Comment
-----	-----	--------------	--------------------------	-------------------------	----------------------------	-----------------	--------------	----------	---------



No.	Mk.	Freq. MHz	Reading Level dBuV	Correct Factor dB	Measure- ment dBuV/m	Limit dBuV/m	Margin dB	Detector	Comment
1		39676.00	44.07	16.80	60.87	74.30	-13.43	peak	
2	*	39676.00	32.97	16.80	49.77	60.00	-10.23	AVG	

Orthogonal Axis :	X
Test Mode :	UNII-2A/ TX N40 Mode 5270MHz

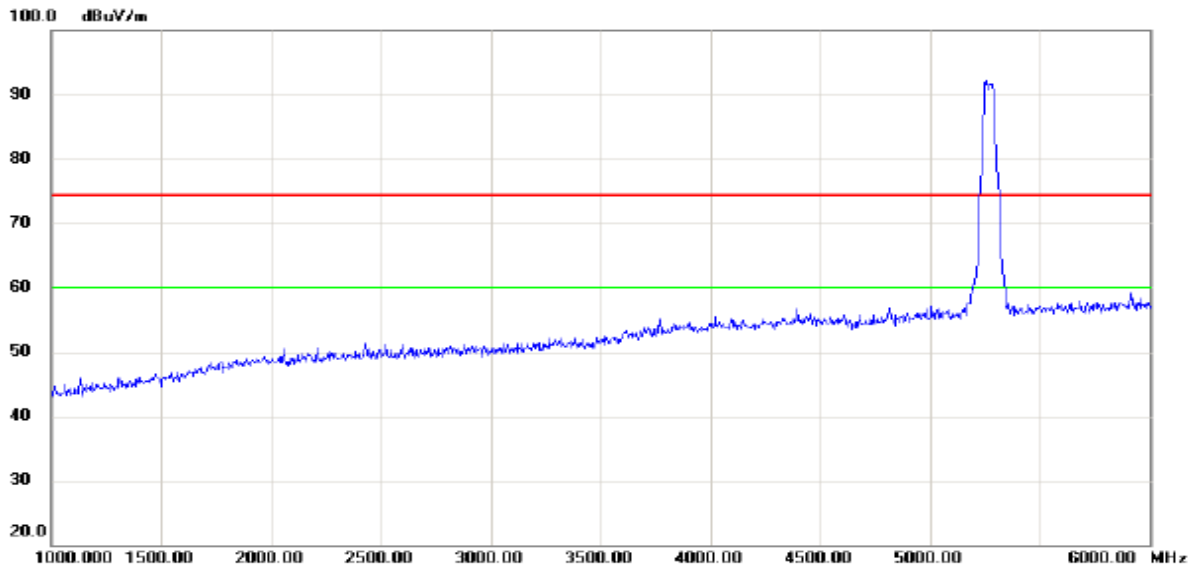
Horizontal



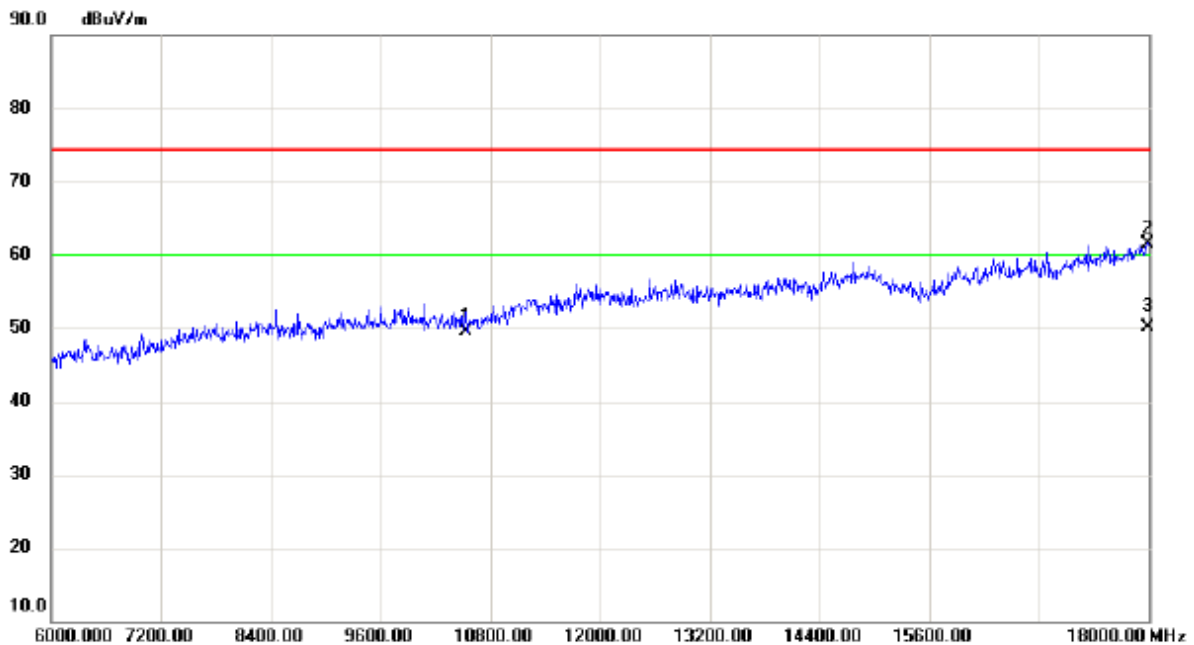
No.	Mk.	Freq. MHz	Reading Level dBuV	Correct Factor dB	Measure- ment dBuV/m	Limit dBuV/m	Margin dB	Detector	Comment
1	*	5272.200	51.73	40.80	92.53	54.00	38.53	AVG	NO LIMIT
2	X	5271.400	61.52	40.80	102.32	68.30	34.02	peak	NO LIMIT

Orthogonal Axis :	X
Test Mode :	UNII-2A/ TX N40 Mode 5270MHz

Horizontal



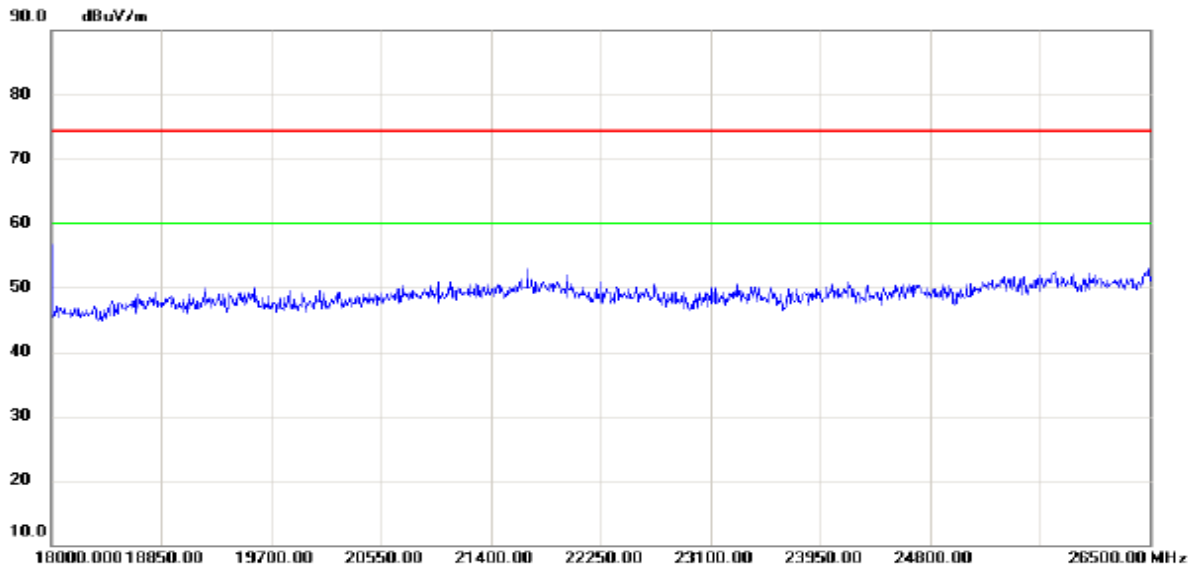
No.	Mk.	Freq.	Reading Level	Correct Factor	Measurement	Limit	Margin	Detector	Comment
		MHz	dBuV	dB	dBuV/m	dBuV/m	dB		



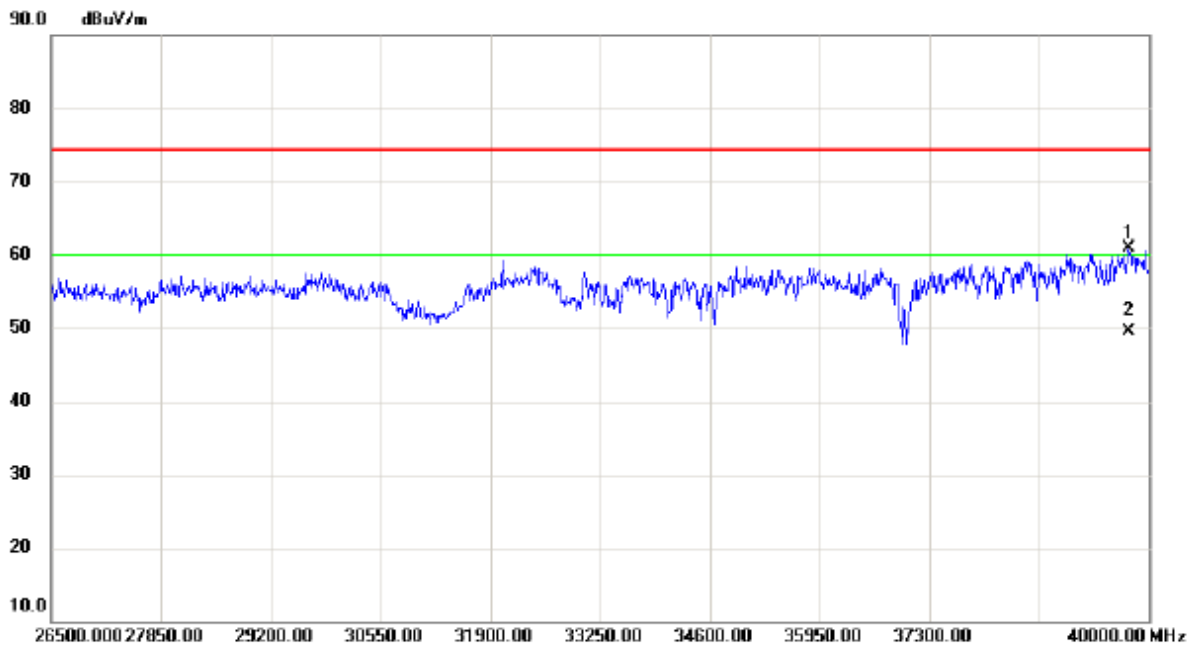
No.	Mk.	Freq.	Reading Level	Correct Factor	Measurement	Limit	Margin	Detector	Comment
		MHz	dBuV	dB	dBuV/m	dBuV/m	dB		
1		10540.00	35.58	13.84	49.42	74.30	-24.88	peak	
2		17988.00	37.80	23.80	61.60	74.30	-12.70	peak	

Orthogonal Axis :	X
Test Mode :	UNII-2A/ TX N40 Mode 5270MHz

Horizontal



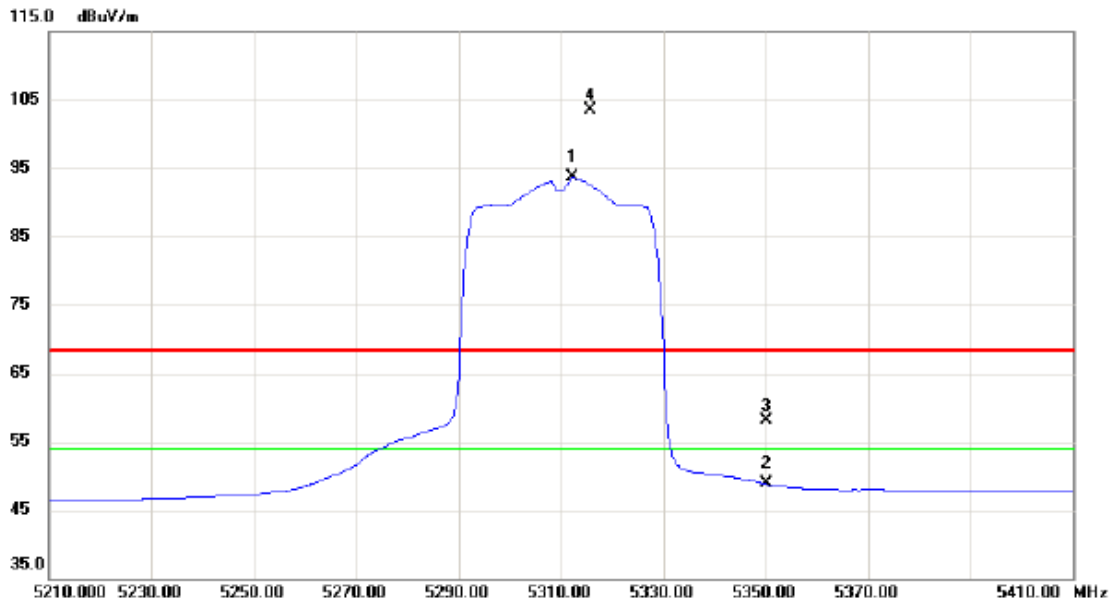
No.	Mk.	Freq.	Reading Level	Correct Factor	Measurement	Limit	Margin	Detector	Comment
		MHz	dBuV	dB	dBuV/m	dBuV/m	dB		



No.	Mk.	Freq.	Reading Level	Correct Factor	Measurement	Limit	Margin	Detector	Comment
		MHz	dBuV	dB	dBuV/m	dBuV/m	dB		
1		39757.00	43.90	17.00	60.90	74.30	-13.40	peak	
2	*	39757.00	32.58	17.00	49.58	60.00	-10.42	AVG	

Orthogonal Axis :	X
Test Mode :	UNII-2A/ TX N40 Mode 5310MHz

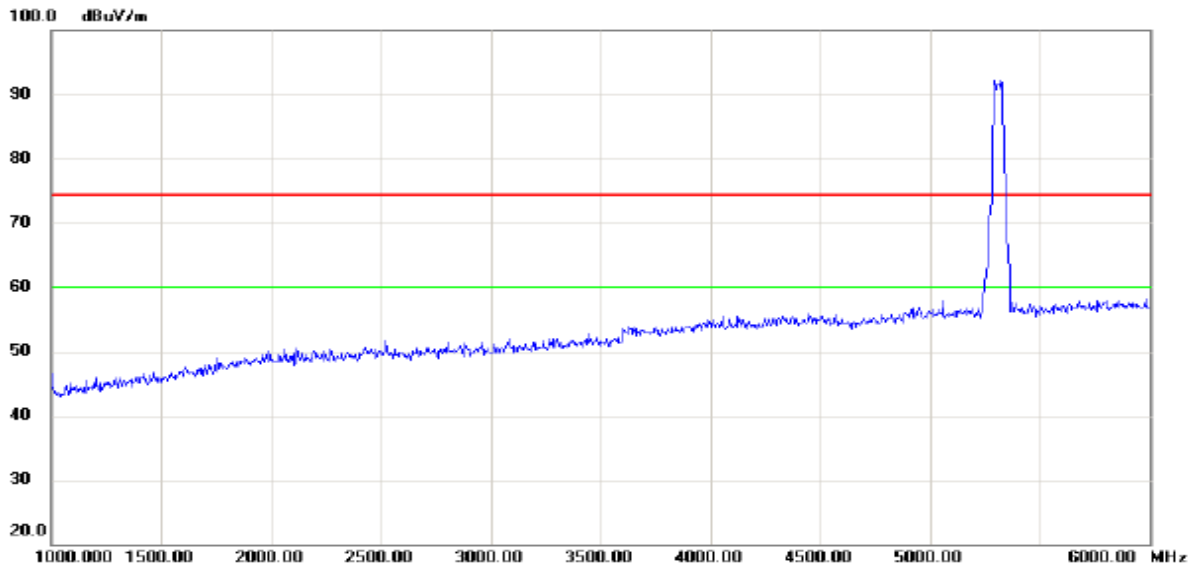
Vertical



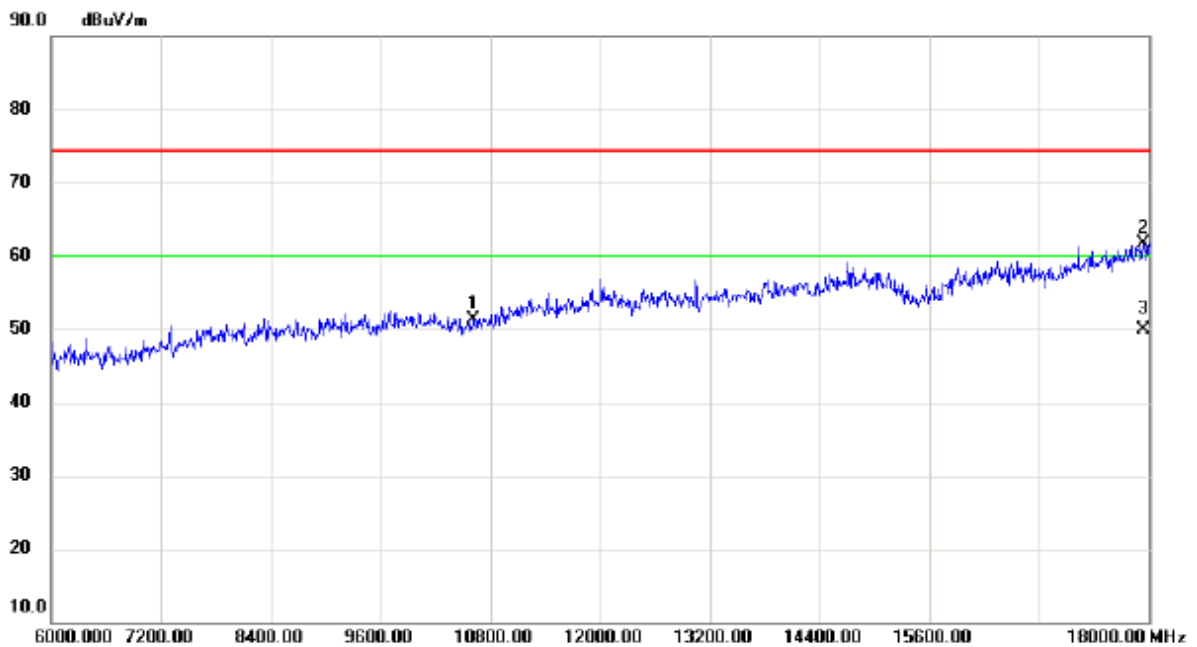
No.	Mk.	Freq. MHz	Reading Level dBuV	Correct Factor dB	Measure- ment dBuV/m	Limit dBuV/m	Margin dB	Detector	Comment
1	*	5312.200	52.70	40.94	93.64	54.00	39.64	AVG	NO LIMIT
2		5350.000	7.78	41.07	48.85	54.00	-5.15	AVG	
3		5350.000	17.05	41.07	58.12	68.30	-10.18	peak	
4	X	5315.800	62.50	40.95	103.45	68.30	35.15	peak	NO LIMIT

Orthogonal Axis :	X
Test Mode :	UNII-2A/ TX N40 Mode 5310MHz

Vertical



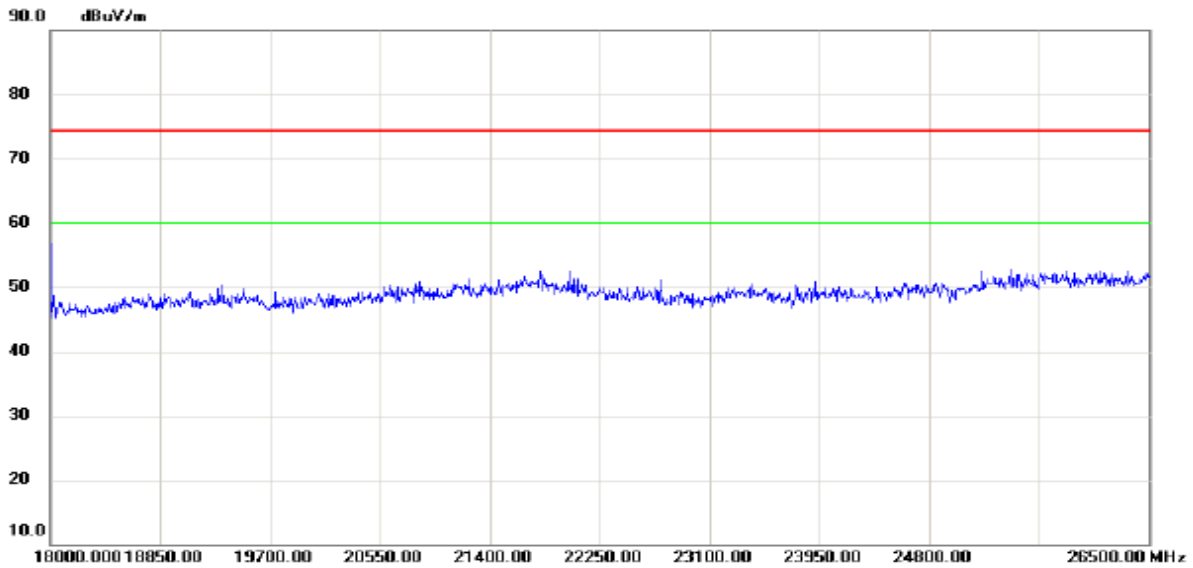
No.	Mk.	Freq.	Reading Level	Correct Factor	Measurement	Limit	Margin	Detector	Comment
		MHz	dBuV	dB	dBuV/m	dBuV/m	dB		



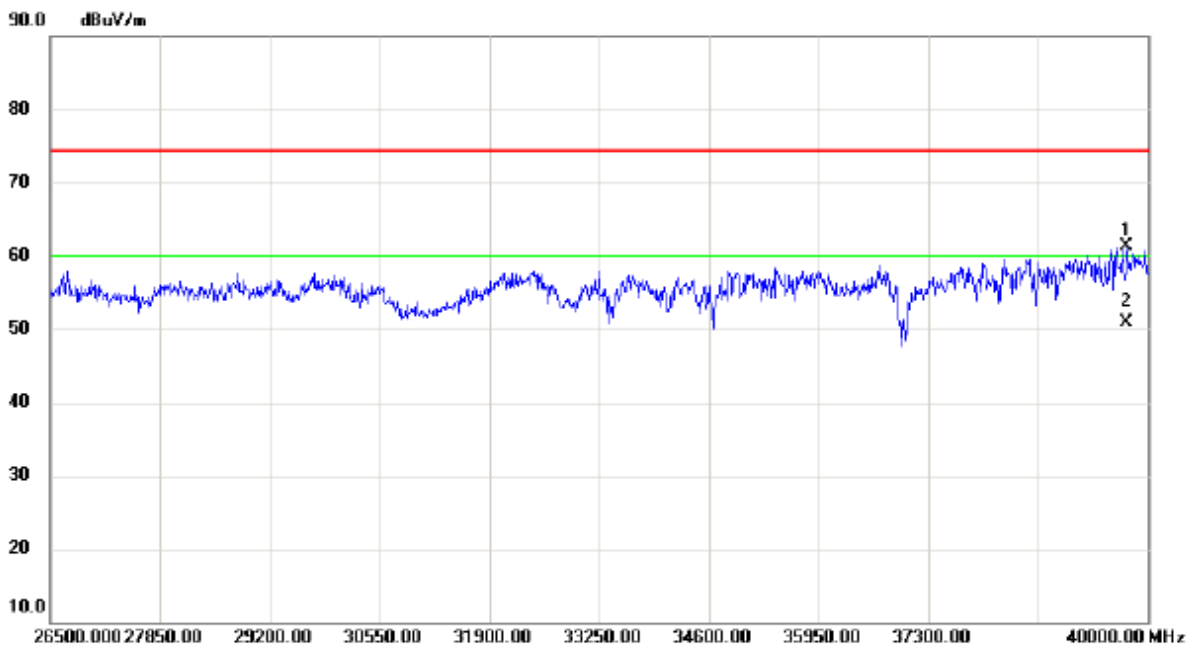
No.	Mk.	Freq.	Reading Level	Correct Factor	Measurement	Limit	Margin	Detector	Comment
		MHz	dBuV	dB	dBuV/m	dBuV/m	dB		
1		10620.00	37.16	14.17	51.33	74.30	-22.97	peak	
2		17940.00	38.03	23.65	61.68	74.30	-12.62	peak	

Orthogonal Axis :	X
Test Mode :	UNII-2A/ TX N40 Mode 5310MHz

Vertical



No.	Mk.	Freq.	Reading Level	Correct Factor	Measurement	Limit	Margin	Detector	Comment
		MHz	dBuV	dB	dBuV/m	dBuV/m	dB		



No.	Mk.	Freq.	Reading Level	Correct Factor	Measurement	Limit	Margin	Detector	Comment
		MHz	dBuV	dB	dBuV/m	dBuV/m	dB		
1		39743.50	44.29	16.97	61.26	74.30	-13.04	peak	
2	*	39743.50	33.99	16.97	50.96	60.00	-9.04	AVG	