

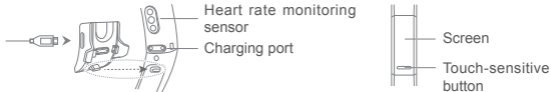
# Quick Start Guide



3150xxxx\_01

## 1. Powering on or restarting automatically after charging

Insert the protruding part of the charging cradle into the positioning hole of the band strap, then fasten the buckle. The battery level will be displayed on the screen.



- Wipe the charging port dry before charging to avoid getting dirt and water on the metal contacts, which could result in a short circuit or other safety risks.
- If the band's screen stutters or goes black, attach the band to the charger to restart it.

## 2. Downloading Huawei Wear

To download and install the Huawei Wear app, scan the QR code on the right, or search for Huawei Wear in the Google Play Store or Apple App Store.



## 3. Pairing your band with your phone

To pair the band with your phone, follow the onscreen instructions in the Huawei Wear app and touch the touch-sensitive button on your band to pair.

## 4. Getting help



Scan the QR code on the right or view the user guide in the Huawei Wear app for more information about connection and functions as well as usage tips.



**Copyright © Huawei Technologies Co., Ltd. 2017. All rights reserved.**

THIS DOCUMENT IS FOR INFORMATION PURPOSE ONLY, AND DOES NOT CONSTITUTE ANY KIND OF WARRANTIES.

## **Trademarks and Permissions**

 **HUAWEI** , **HUAWEI** , and  are trademarks or registered trademarks of Huawei Technologies Co., Ltd.

The *Bluetooth*<sup>®</sup> word mark and logos are registered trademarks owned by *Bluetooth SIG, Inc.* and any use of such marks by Huawei Technologies Co., Ltd. is under license.

Other trademarks, product, service and company names mentioned may be the property of

their respective owners.

## **Privacy Policy**

To better understand how we protect your personal information, please see the privacy policy at <http://consumer.huawei.com/privacy-policy>, or read the privacy policy and service terms using the app after pairing it with your phone.

## **Operation and safety**

- Using an unapproved or incompatible power adapter, charger or battery may cause fire, explosion or other hazards.
- Ideal temperatures are -10°C to +45°C.
- Some wireless devices may affect the performance of hearing aids or pacemakers. Consult your service provider for more information.
- Pacemaker manufacturers recommend that a minimum distance of 15 cm be

maintained between a device and a pacemaker to prevent potential interference with the pacemaker. If using a pacemaker, hold the device on the side opposite the pacemaker and do not carry the device in your front pocket.

- Keep the device and the battery away from excessive heat and direct sunlight. Do not place them on or in heating devices, such as microwave ovens, stoves, or radiators.
- Observe local laws and regulations while using the device. To reduce the risk of accidents, do not use your wireless device while driving.
- To prevent damage to your device's parts or internal circuits, do not use it in dusty, smoky, damp or dirty environments or near magnetic fields.
- Do not use, store or transport the device where flammables or explosives are stored (in a gas station, oil depot, or chemical plant, for example). Using your device in these environments increases the risk of explosion or fire.
- Dispose of this device, the battery, and accessories according to local

regulations. They should not be disposed of in normal household waste. Improper battery use may lead to fire, explosion, or other hazards.

- The device has undergone testing and has demonstrated water and dust resistance in certain environments.
- The device has a built-in, non-removable battery, do not attempt to remove the battery, otherwise the device may be damaged. To replace the battery, take the device to an authorized service center.

## Disposal and recycling information



The crossed-out wheeled-bin symbol on your product, battery, literature or packaging reminds you that all electronic products and batteries must be taken to separate waste collection points at the end of their working lives; they must not be disposed of in the normal waste stream with household garbage. It is the responsibility of the user to dispose of



the equipment using a designated collection point or service for separate recycling of waste electrical and electronic equipment (WEEE) and batteries according to local laws.

Proper collection and recycling of your equipment helps ensure electrical and electronic equipment (EEE) waste is recycled in a manner that conserves valuable materials and protects human health and the environment, improper handling, accidental breakage, damage, and/or improper recycling at the end of its life may be harmful for health and environment. For more information about where and how to drop off your EEE waste, please contact your local authorities, retailer or household waste disposal service or visit the website <http://consumer.huawei.com/en/>.

## **Reduction of hazardous substances**

This device and any electrical accessories are compliant with local applicable rules on the restriction of the use of certain hazardous substances in electrical and

electronic equipment, such as EU REACH, RoHS and Batteries (where included) regulations, etc. For declarations of conformity about REACH and RoHS, please visit our web site <http://consumer.huawei.com/certification>.

## **EU regulatory conformance**

### **RF exposure requirements**

Important safety information regarding radio frequency (RF) radiation exposure:

RF exposure guidelines require that the device should be used for wrist worn only. Failure to observe this guideline may result in RF exposure exceeding limits.

### **Statement**

Hereby, Huawei Technologies Co., Ltd. declares that this device is in compliance with the essential requirements and other relevant provisions of Directive 2014/53/

EU.

The most recent and valid version of the DoC (Declaration of Confirmation) can be viewed at

<http://consumer.huawei.com/certification>.

This device may be operated in all member states of the EU.

Observe national and local regulations where the device is used.

This device may be restricted for use, depending on the local network.

## **Frequency bands and power**

(a) Frequency bands in which the radio equipment operates: Some bands may not be available in all countries or all areas. Please contact the local carrier for more details.

(b) Maximum radio-frequency power transmitted in the frequency bands in which the radio equipment operates: The maximum power for all bands is less than the

highest limit value specified in the related Harmonized Standard.

The frequency bands and transmitting power (radiated and/or conducted) nominal limits applicable to this radio equipment are as follows:

ERS-B19: Bluetooth: 20 dBm

ERS-B29: Bluetooth: 20 dBm

## **Accessories and Software Information**

It is recommended that the following accessories should be used:

Charging dock: AF33-1

Charging cable

The product software version is ERS-B19: V1.0.19

The product software version is ERS-B29: V1.0.19

Software updates will be released by the manufacturer to fix bugs or enhance functions after the product has been released. All software versions released by the

manufacturer have been verified and are still compliant with the related rules. All RF parameters (for example, frequency range and output power) are not accessible to the user, and cannot be changed by the user.

For the most recent information about accessories and software, please see the DoC (Declaration of Confirmation) at <http://consumer.huawei.com/certification>.

Knock the screen four times with your knuckle, and press and hold the touch-sensitive button to view the E-label screen.

Please visit <http://consumer.huawei.com/en/support/hotline> for recently updated hotline and email address in your country or region.

## Disposal and recycling information(India)



This symbol on the device or on its packaging indicates that the device (including its electrical accessories) should not be disposed of as normal household garbage. Do not dispose of your device as unsorted municipal waste. The device should be handed over to an authorized collection center for recycling or proper disposal at the end of its life.

Please contact us on official website: <http://consumer.huawei.com/in>, e-mail: [service.hw.in@huawei.com](mailto:service.hw.in@huawei.com), service hotline: 1800-209-6555 (Toll-Free, 9AM-9PM all 7 days, except public holidays) or address: M/S -RUN SERVICE INFOCARE PVT LTD, Ambit IT Park, Module D,4th Floor, Ambattur Industrial Estate, Chennai 600058 to find contact details of the collection center. Improper handling, accidental breakage, damage, and/or improper recycling at the end of its

life may be harmful for health and environment.

For more detailed information about the recycling of the device, contact your local city office, the household waste disposal service, or the retail store where you purchased this device.

The disposal of this device is subject to the E-Waste (Management) Rules, 2016. The purpose for separating E-Waste from other wastes is to minimize the potential environmental impacts on human health of any hazardous substances that may be present.

### **Reduction of hazardous substances(India)**

This device is compliant with the E-Waste (Management) Rules, 2016 and does not contain hazardous substances regulated by the Rules except for the applications of exemption.

## **Industry Canada compliance**

### **RF exposure requirements**

Important safety information regarding radio frequency (RF) radiation exposure:  
RF exposure guidelines require that the device should be used for wrist worn only.  
Failure to observe this guideline may result in RF exposure exceeding limits.

### **IC Statement**

The device meets the exemption from the routine evaluation limits in section 2.5 of RSS 102 and compliance with RSS-102 RF exposure, users can obtain Canadian information on RF exposure and compliance.

This device complies with CAN ICES-3 (B)/NMB-3(B).

This device complies with Industry Canada licence-exempt RSS standard(s).



Operation is subject to the following two conditions: (1) this device may not cause interference, and (2) this device must accept any interference, including interference that may cause undesired operation of the device.

## **Déclaration de l'IC**

L'appareil est conforme à l'exemption des limites d'évaluation courante dans la section 2.5 du RSS 102 et la conformité à RSS 102 sur l'exposition aux 19 RF. Les utilisateurs peuvent obtenir de l'information canadienne sur l'exposition aux RF ainsi que la conformité.

Cet appareil est conforme à la norme CAN ICES-3 (B)/NMB-3(B).

Le présent appareil est conforme aux CNR d'Industrie Canada applicables aux appareils radio exempts de licence. L'exploitation est autorisée aux deux conditions suivantes : (1) l'appareil ne doit pas produire de brouillage, et (2) l'utilisateur de l'appareil doit accepter tout brouillage radioélectrique subi, même si le brouillage est susceptible d'en compromettre le fonctionnement.

## **FCC Regulatory Compliance**

### **RF exposure requirements**

Important safety information regarding radio frequency (RF) radiation exposure:  
RF exposure guidelines require that the device should be used for wrist worn only.  
Failure to observe this guideline may result in RF exposure exceeding limits.

### **FCC statement**

This equipment has been tested and found to comply with the limits for a Class B digital device, pursuant to Part 15 of the FCC Rules. These limits are designed to provide reasonable protection against harmful interference in a residential installation. This equipment generates, uses and can radiate radio frequency energy and, if not installed and used in accordance with the instructions, may cause

harmful interference to radio communications. However, there is no guarantee that interference will not occur in a particular installation. If this equipment does cause harmful interference to radio or television reception, which can be determined by turning the equipment off and on, the user is encouraged to try to correct the interference by one or more of the following measures:

- Reorient or relocate the receiving antenna.
- Increase the separation between the equipment and receiver.
- Connect the equipment into an outlet on a circuit different from that to which the receiver is connected.
- Consult the dealer or an experienced radio/TV technician for help.

This device complies with Part 15 of the FCC Rules. Operation is subject to the following two conditions: (1) this device may not cause harmful interference, and (2) this device must accept any interference received, including interference that may cause undesired operation.

**Caution:** Any changes or modifications to this device not expressly approved by Huawei Technologies Co., Ltd. for compliance could void the user's authority to operate the equipment.