



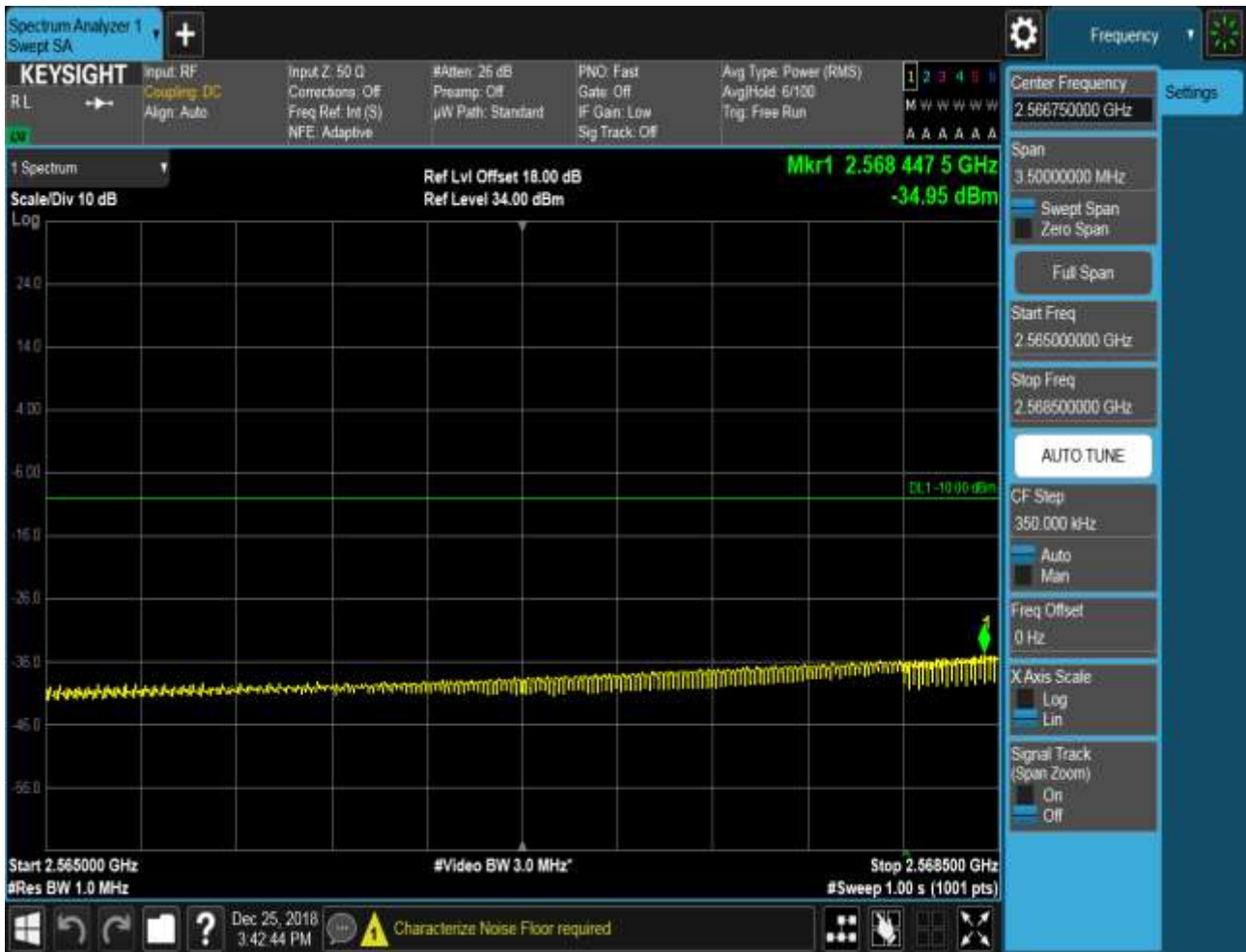


5.1.1.2.2 Test Bandwidth = 20+20

5.1.1.2.2.1 Test Channel = LCH

5.1.1.2.2.1.1 PCC Test RB = 1 # 0 & SCC Test RB = 0







5.1.1.2.2.1.2 PCC Test RB = partial RBs #0 & SCC Test RB = 0











5.1.1.2.2.1.4 PCC Test RB = full RBs & SCC Test RB = full RBs



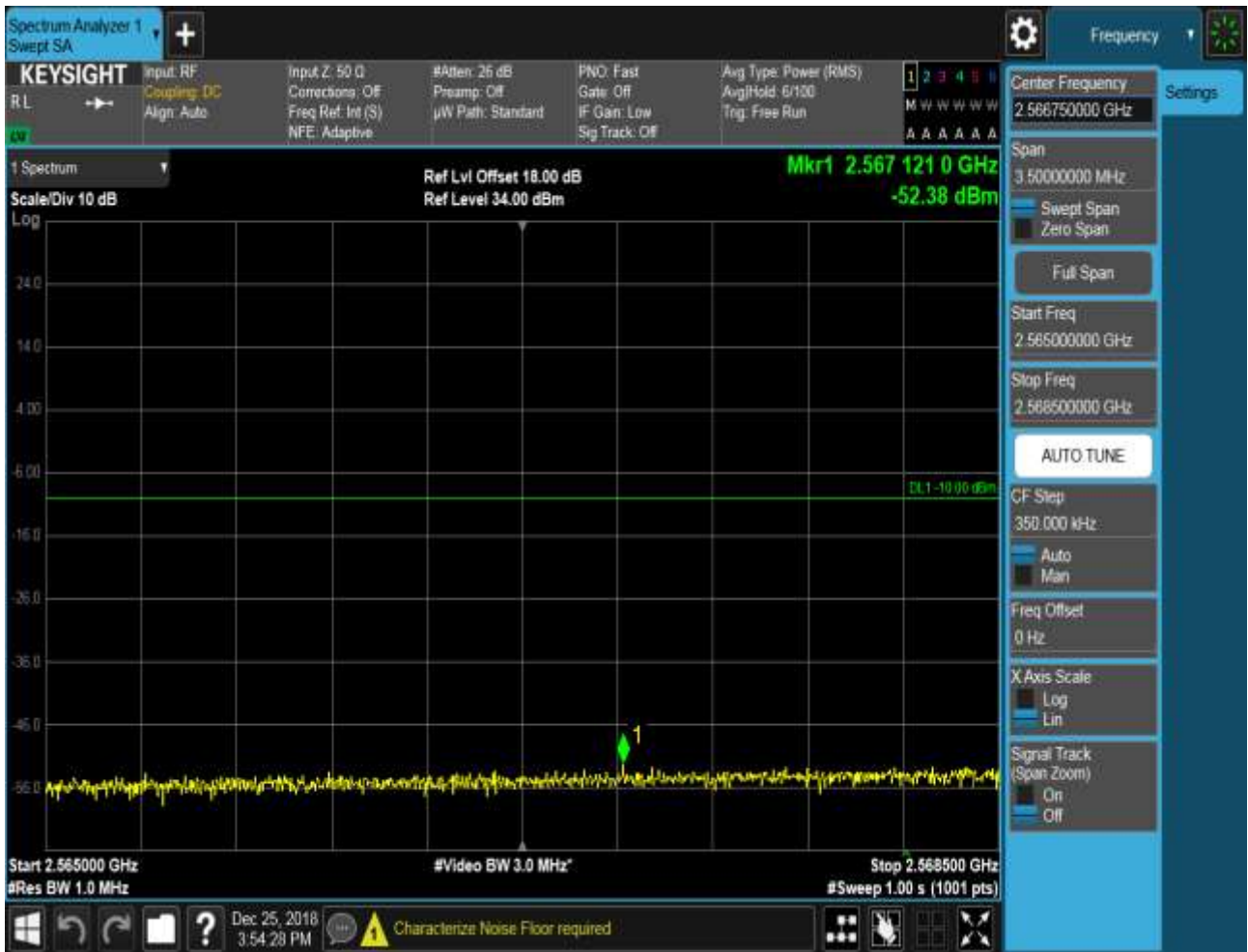




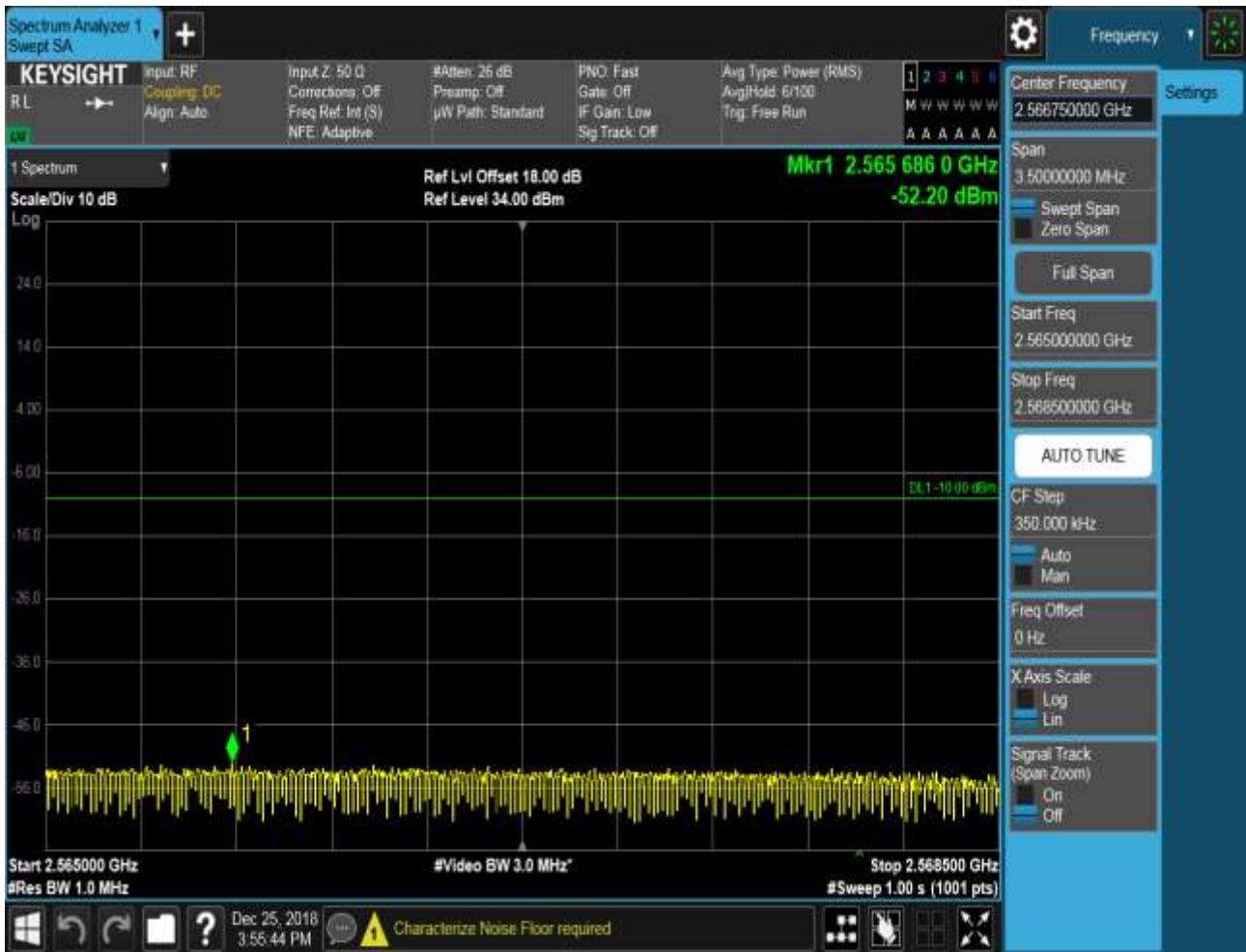
5.1.1.2.2.2 Test Channel = HCH

5.1.1.2.2.2.1 PCC Test RB = 0 & SCC Test RB = 1 # max











5.1.1.2.2.3 PCC Test RB = 0 & SCC Test RB = full RBs







5.1.1.2.2.4 PCC Test RB = full RBs & SCC Test RB = full RBs







6Appendix_F: Spurious Emission at Antenna Terminal

NOTE: For the averaged unwanted emissions measurements, the measurement points in each sweep is greater than twice the Span/RBW in order to ensure bin-to-bin spacing of $< RBW/2$ so that narrowband signals are not lost between frequency bins. As to the present test item, the "Measurement Points = $k * (Span / RBW)$ " with k between 4 and 5, which results in an acceptable level error of less than 0.5 dB.

Part I - Test Plots

6.1 For LTE

6.1.1 Test Band = CA_38C

6.1.1.1 Test Mode = LTE/TM1

6.1.1.1.1 Test Bandwidth = 15+15

6.1.1.1.1.1 Test Channel = LCH

6.1.1.1.1.1.1 PCC Test RB = 1 # 0 & SCC Test RB = 0



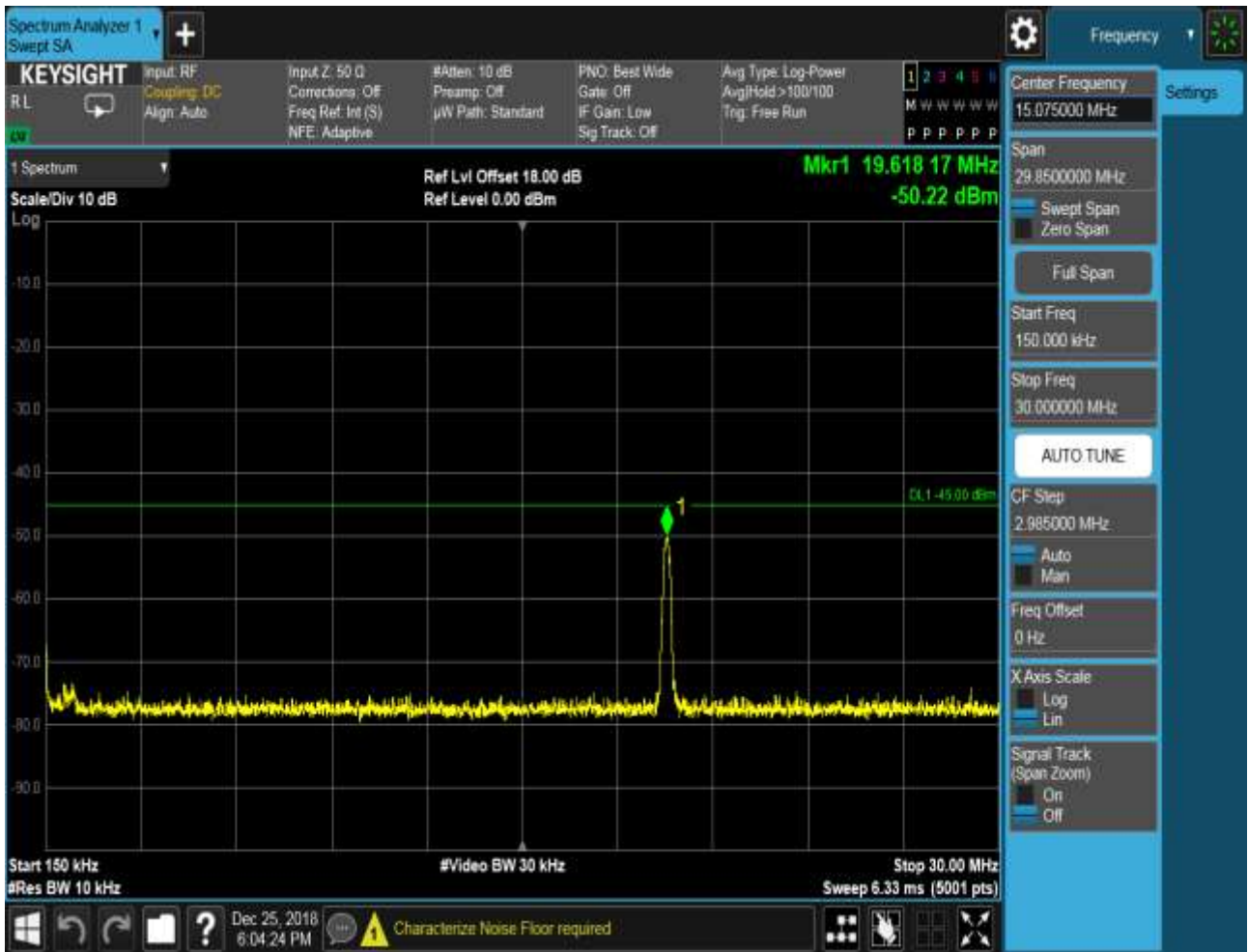




6.1.1.1.1.2 Test Channel = MCH

6.1.1.1.1.2.1 PCC Test RB = 1 # 0 & SCC Test RB = 0







6.1.1.1.1.3 Test Channel = HCH

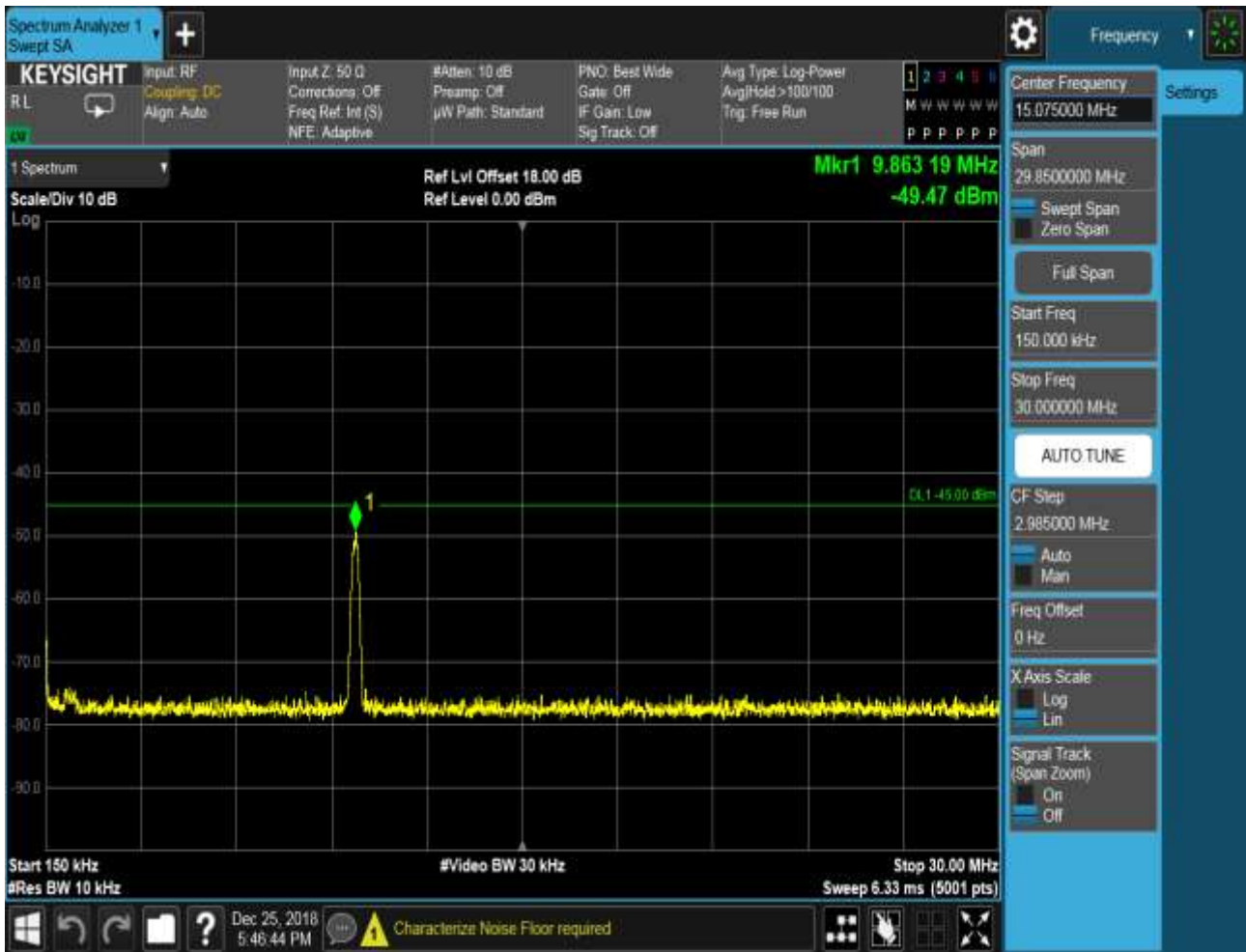
6.1.1.1.1.3.1 PCC Test RB = 1 # 0 & SCC Test RB = 0







6.2.1.1.2 Test Bandwidth = 20+20**6.2.1.1.2.1 Test Channel = LCH****6.1.1.1.2.1.1 PCC Test RB = 1 # 0 & SCC Test RB = 0**





6.2.1.1.2.2 Test Channel = MCH

6.1.1.1.2.2.1 PCC Test RB = 1 # 0 & SCC Test RB = 0







6.2.1.1.2.3 Test Channel = HCH

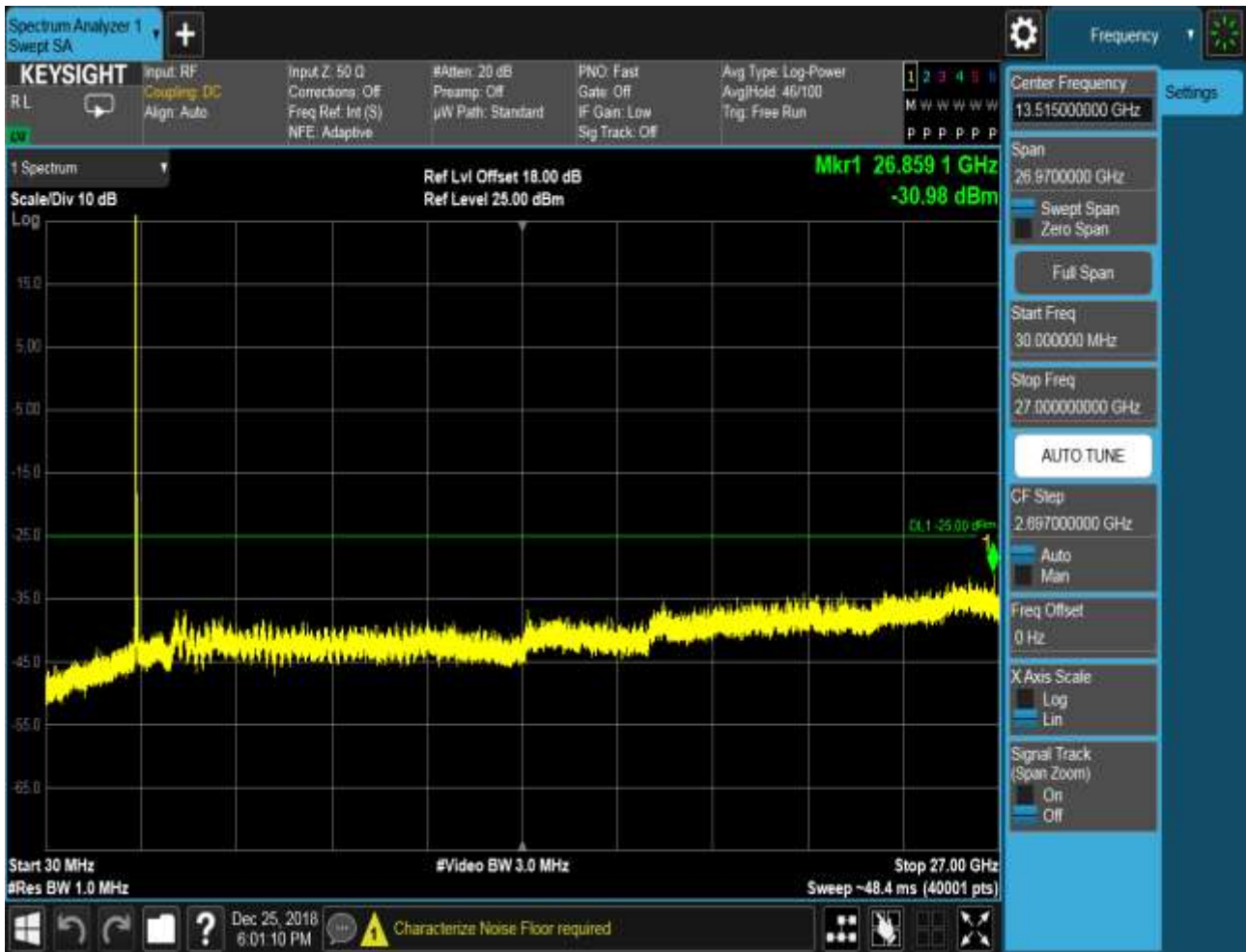
6.1.1.1.2.3.1 PCC Test RB = 1 # 0 & SCC Test RB = 0









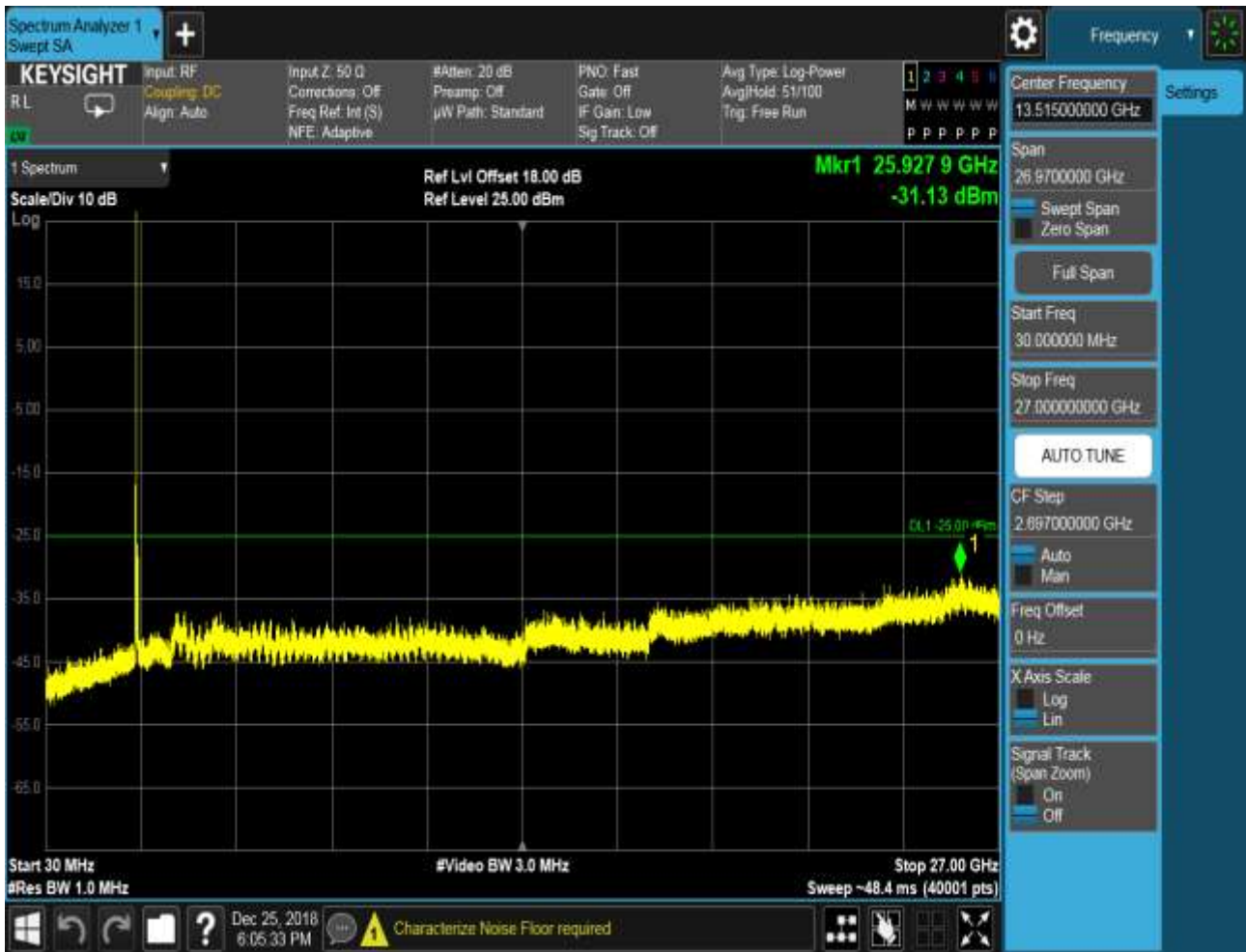


6.2.1.2.1.2 Test Channel = MCH

6.1.1.2.1.2.1 PCC Test RB = 1 # 0 & SCC Test RB = 0







6.2.1.2.1.3 Test Channel = HCH

6.1.1.2.1.3.1 PCC Test RB = 1 # 0 & SCC Test RB = 0





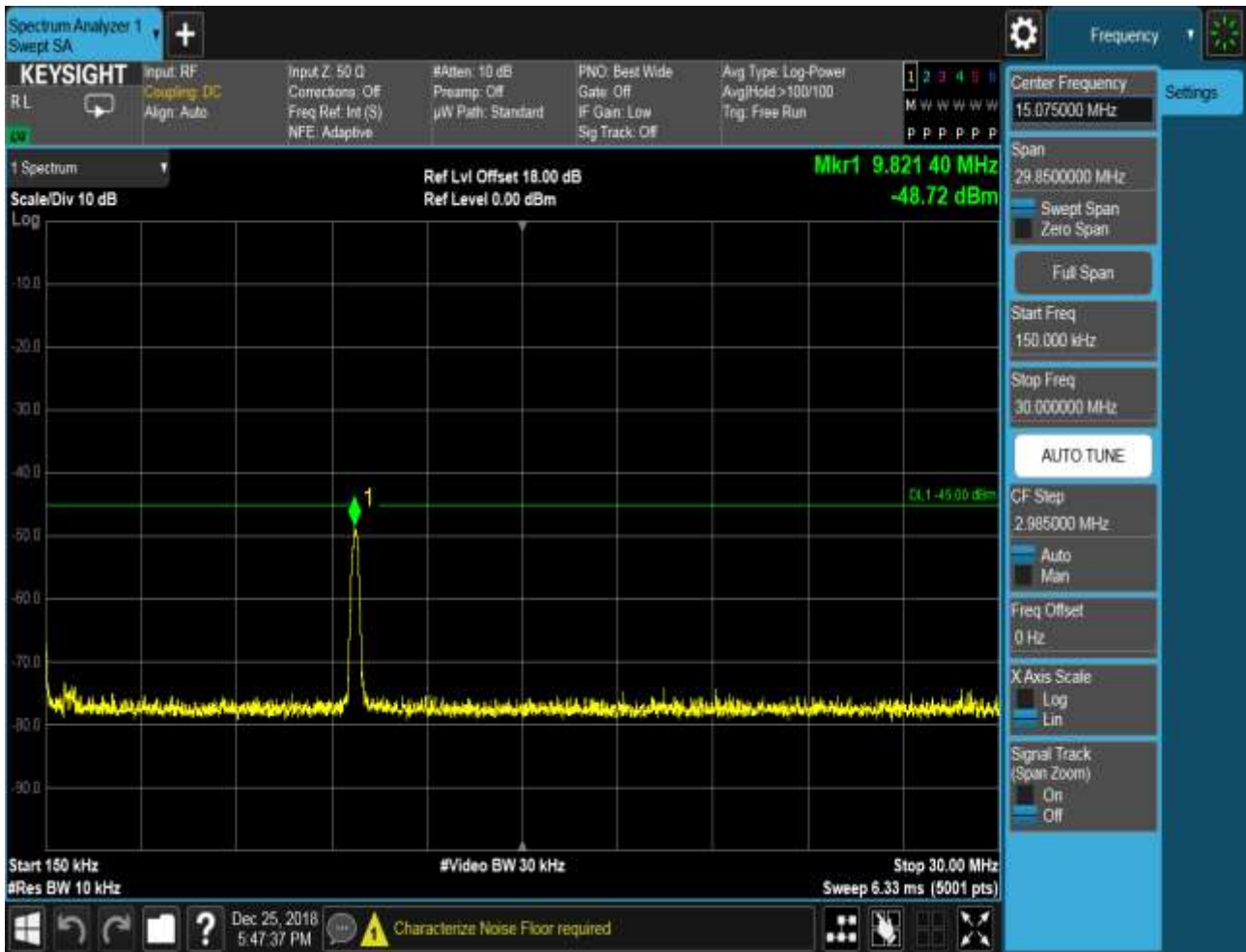


6.2.1.2.2 Test Bandwidth = 20+20

6.2.1.2.2.1 Test Channel = LCH

6.1.1.2.2.1.1 PCC Test RB = 1 # 0 & SCC Test RB = 0







6.2.1.2.2.2 Test Channel = MCH

6.1.1.2.2.1 PCC Test RB = 1 # 0 & SCC Test RB = 0







6.2.1.2.2.3 Test Channel = HCH

6.1.1.2.2.3.1 PCC Test RB = 1 # 0 & SCC Test RB = 0







7Appendix_G: Field Strength of Spurious Radiation

Note: We tested all modes, but the data presented below is the worst case.

9kHz~150kHz, RBW = 200Hz, VBW = 600 Hz, Detector: PK

150kHz~30MHz, RBW = 9kHz, VBW = 30k Hz, Detector: PK

30MHz~1GHz, RBW = 100 kHz, VBW = 300 kHz. Detector: PK

Above 1GHz, RBW = 1 MHz, VBW = 3 MHz. Detector: PK

Part I - Test Plots

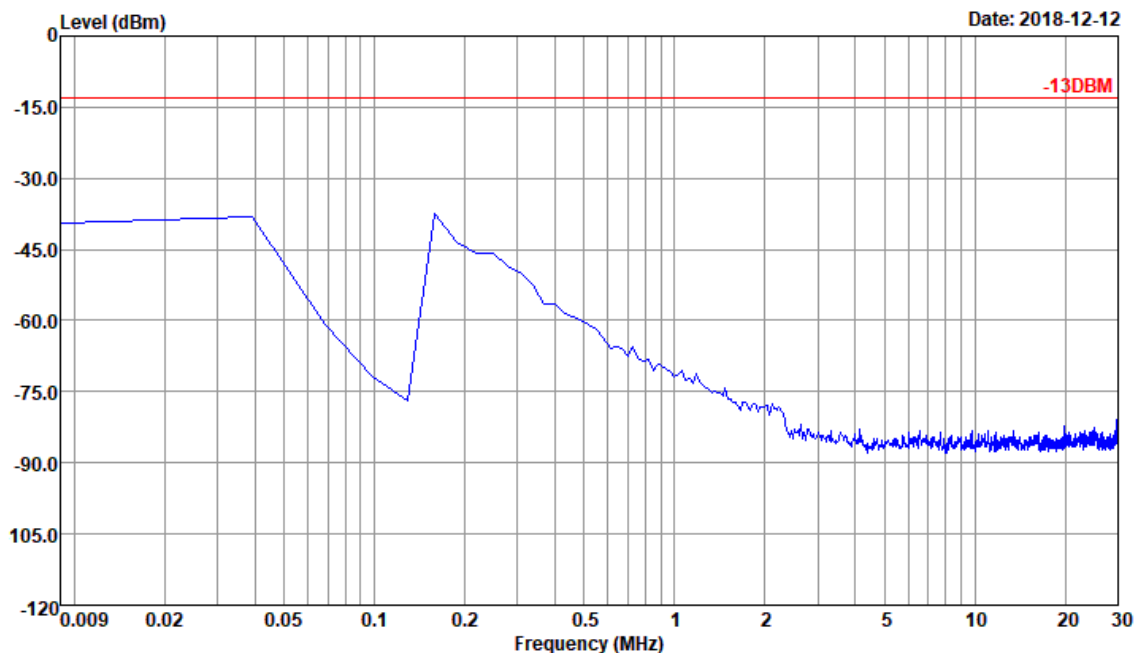
7.1 For LTE

7.1.1 Test Band = CA_38C_ANT1

7.1.1.1 Test Bandwidth = 15+15

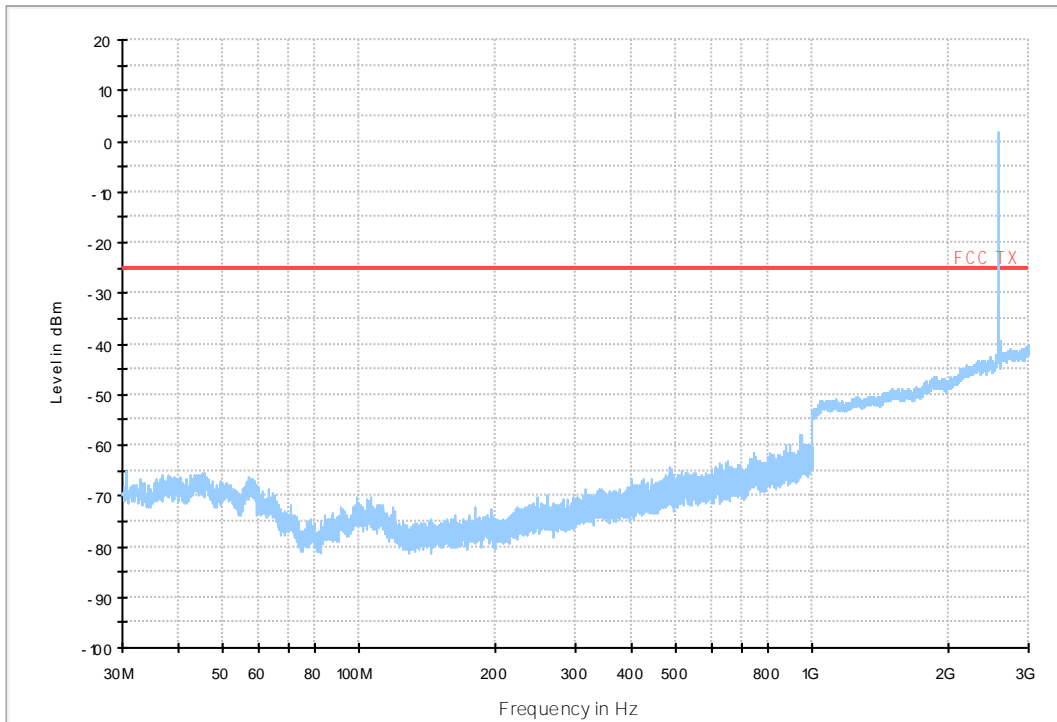


Data: 74

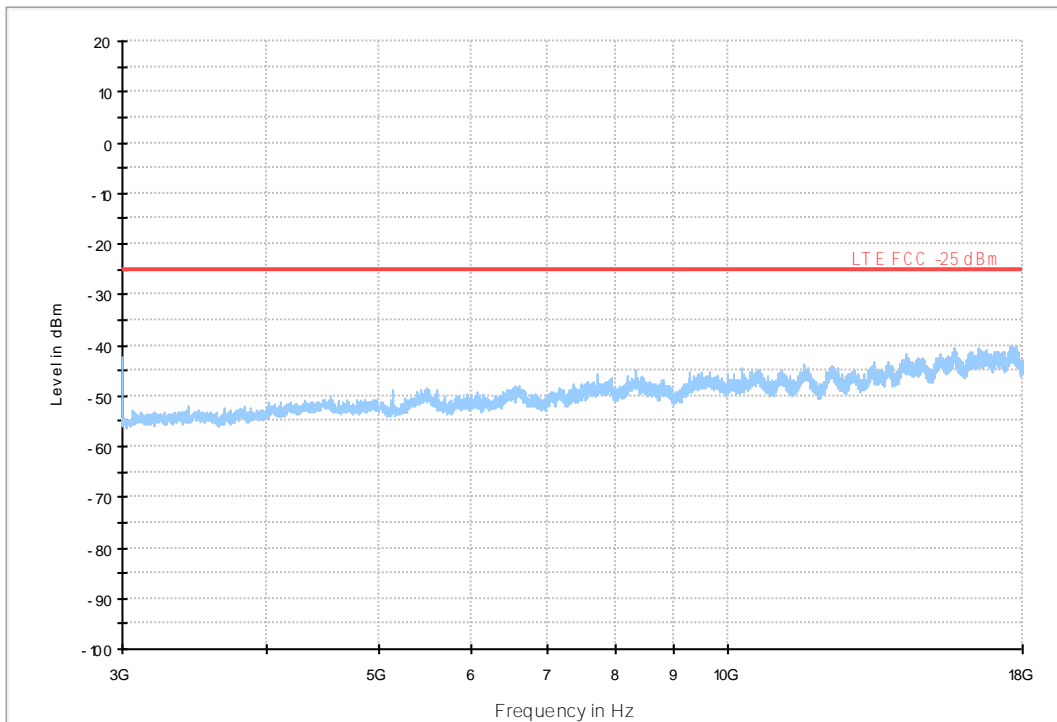


Site : 03CH01-SZ
Condition : -13DBM
: RBW:9.000KHz VBW:30.000KHz

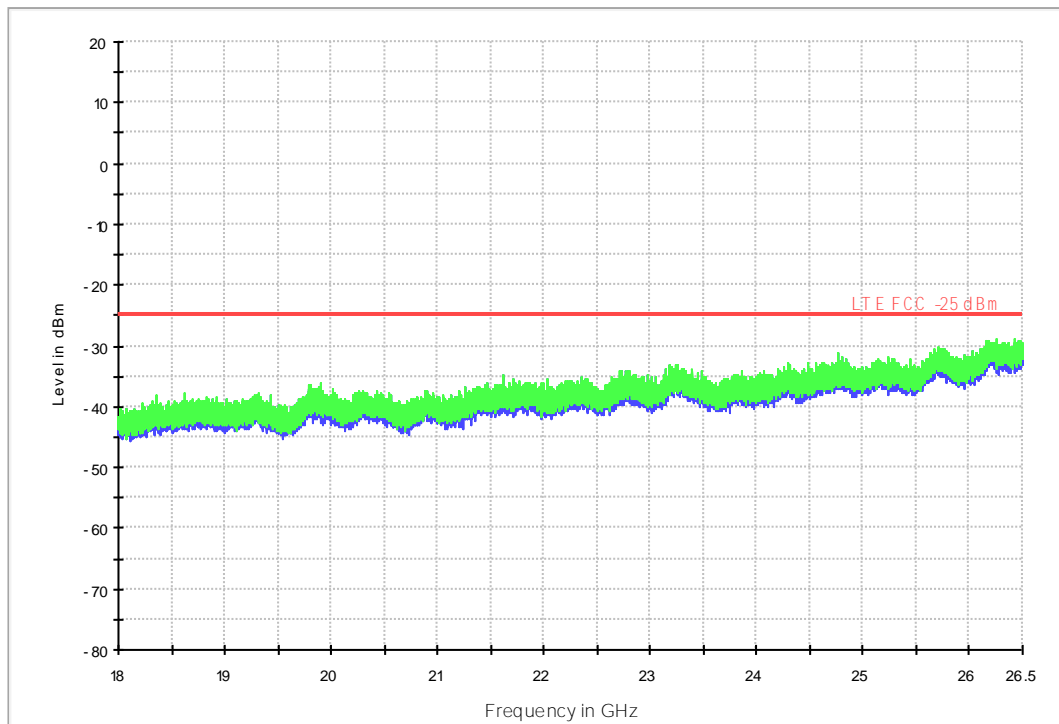
LTE TDD Band 38&41 RSE-TX-DIRECTOR ABOVE 1.5G_L -25dBm limit



LTE TDD Band 38&41 RSE-TX-DIRECTOR ABOVE 1.5G_H -25dBm limit



18G-26.5G RSE-TX-DIRECTOR ABOVE 1.5G PK

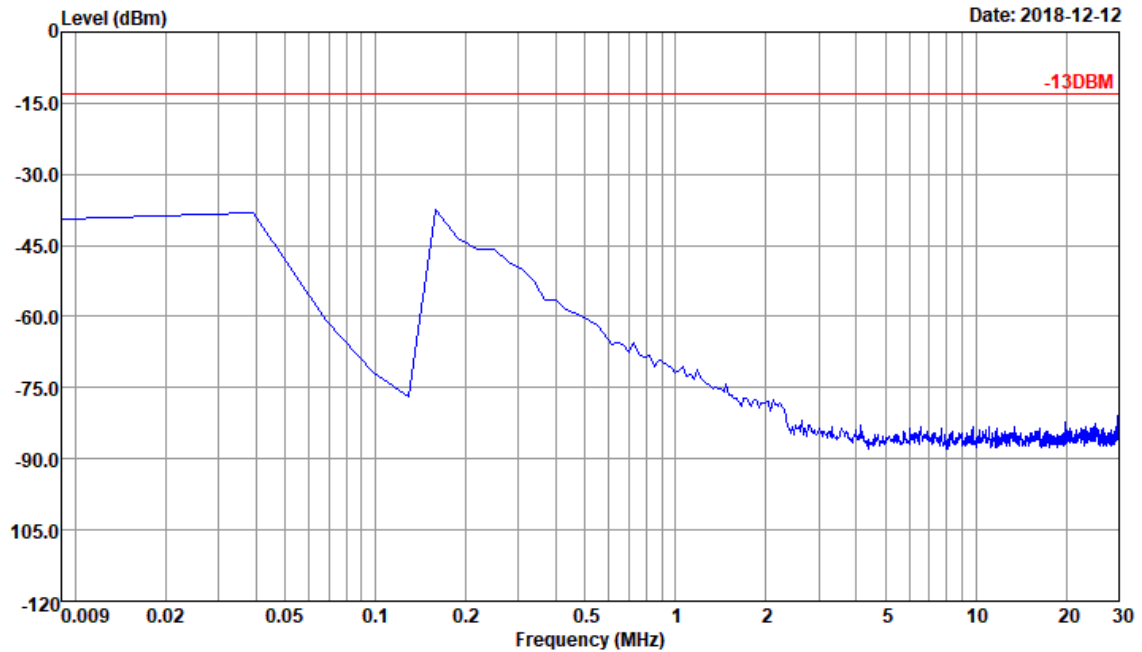


7.1.1.2 Test Bandwidth = 20+20



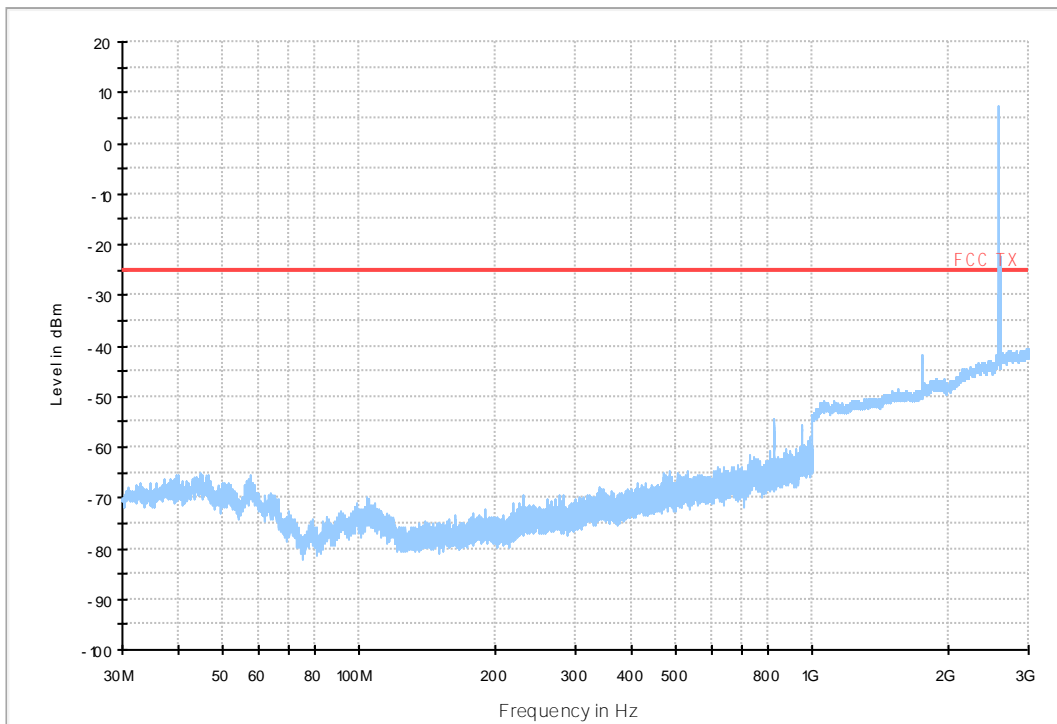
Data: 74

Date: 2018-12-12

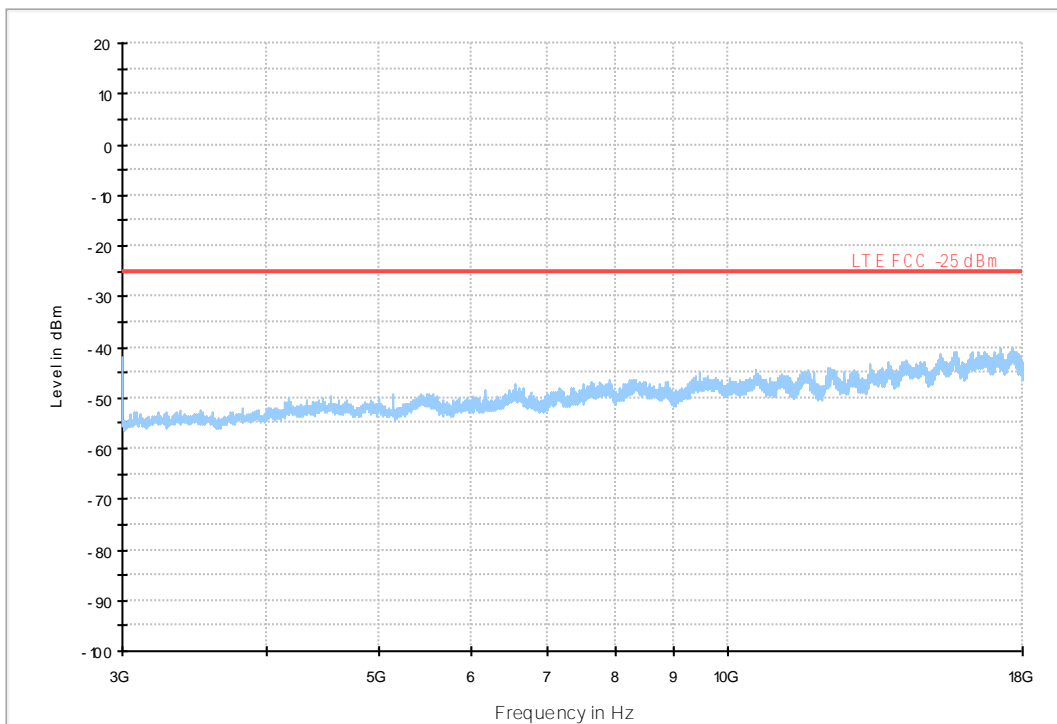


Site : 03CH01-SZ
Condition : -13DBM
: RBW:9.000KHz VBW:30.000KHz

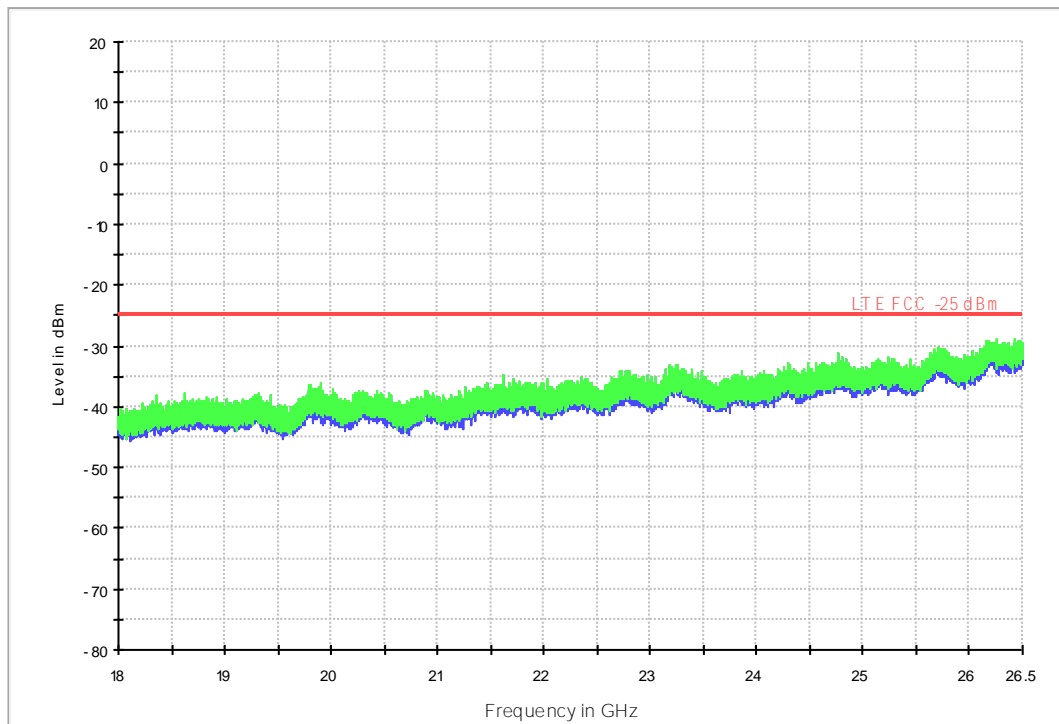
LTE TDD Band 38&41 RSE-TX-DIRECTOR ABOVE 1.5G_L -25dBm limit



LTE TDD Band 38&41 RSE-TX-DIRECTOR ABOVE 1.5G_H -25dBm limit



18G-26.5G RSE-TX-DIRECTOR ABOVE 1.5G PK

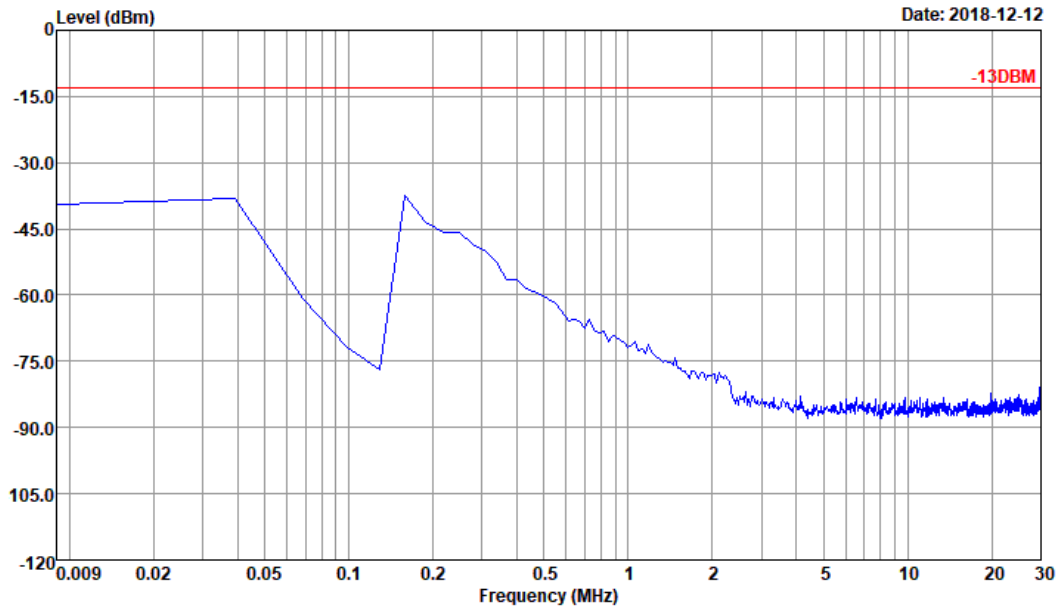


7.1.2 Test Band = CA_38C_ANT2

7.1.2.1 Test Bandwidth = 15+15

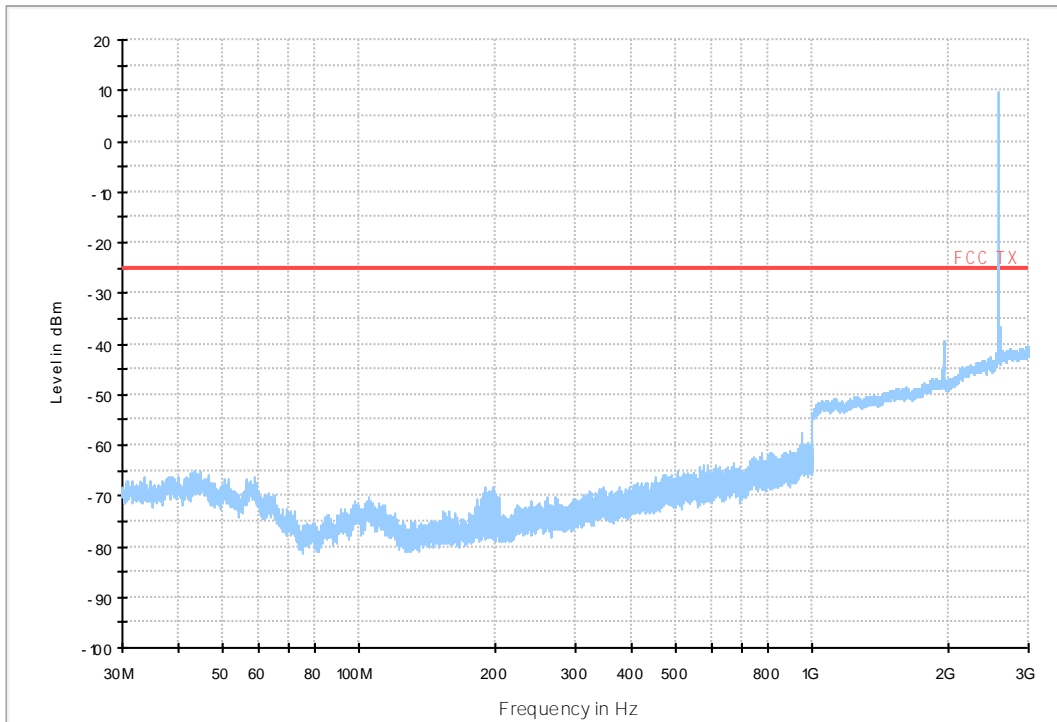


Data: 74

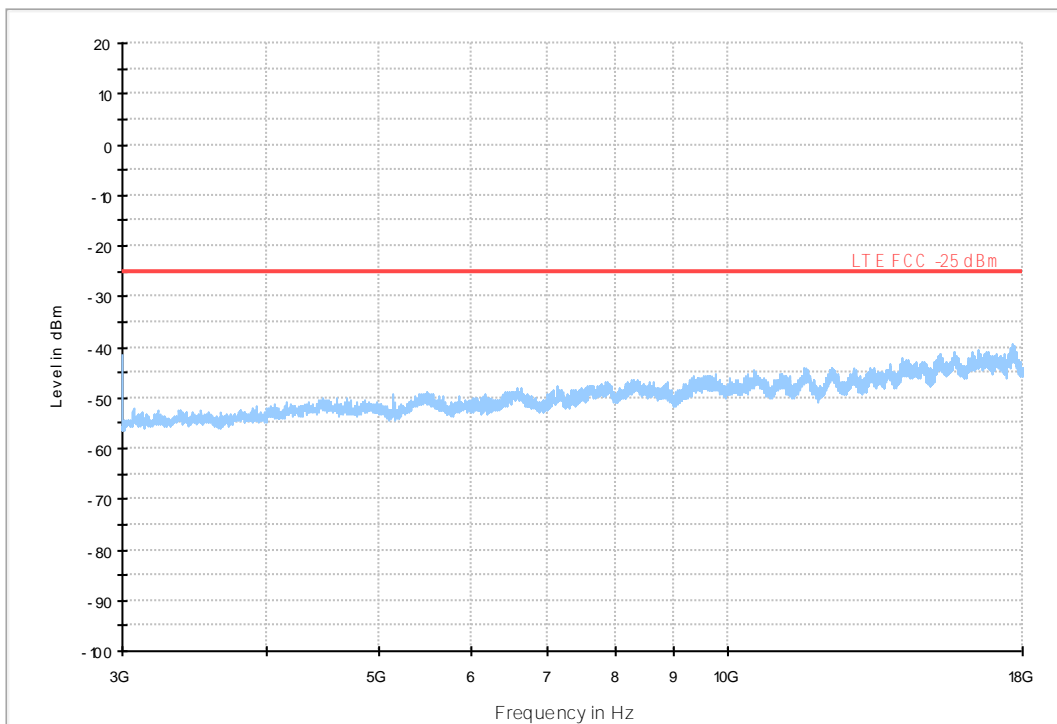


Site : 03CH01-SZ
Condition : -13DBM
: RBW:9.000KHz VBW:30.000KHz

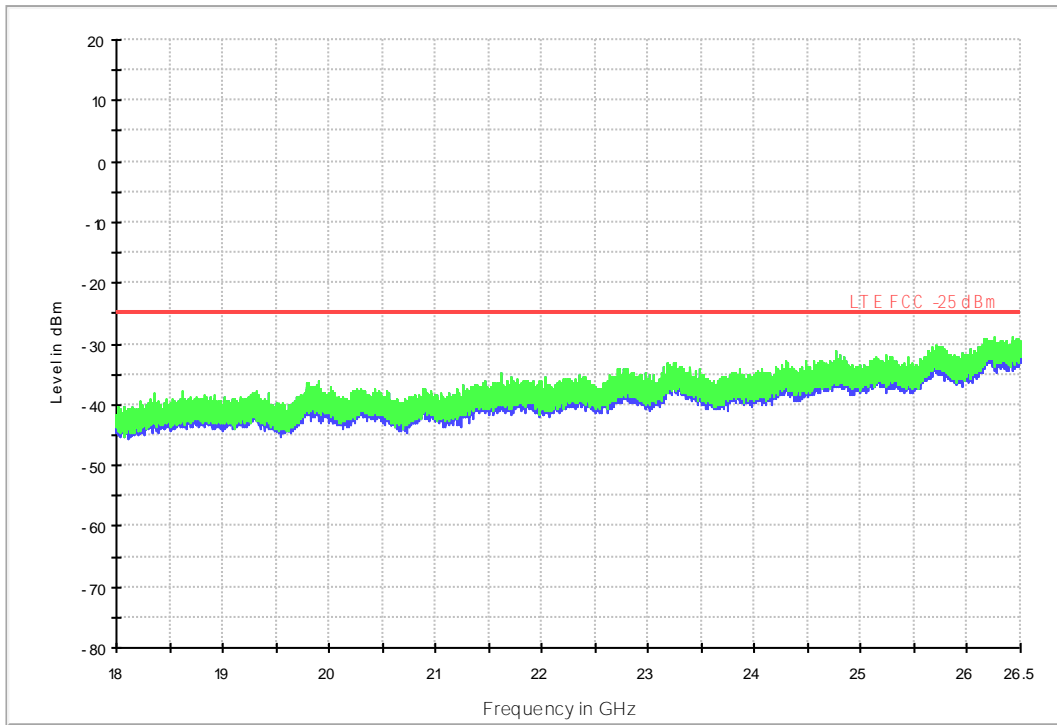
LTE TDD Band 38&41 RSE-TX-DIRECTOR ABOVE 1.5G_L -25dBm limit



LTE TDD Band 38&41 RSE-TX-DIRECTOR ABOVE 1.5G_H -25dBm limit



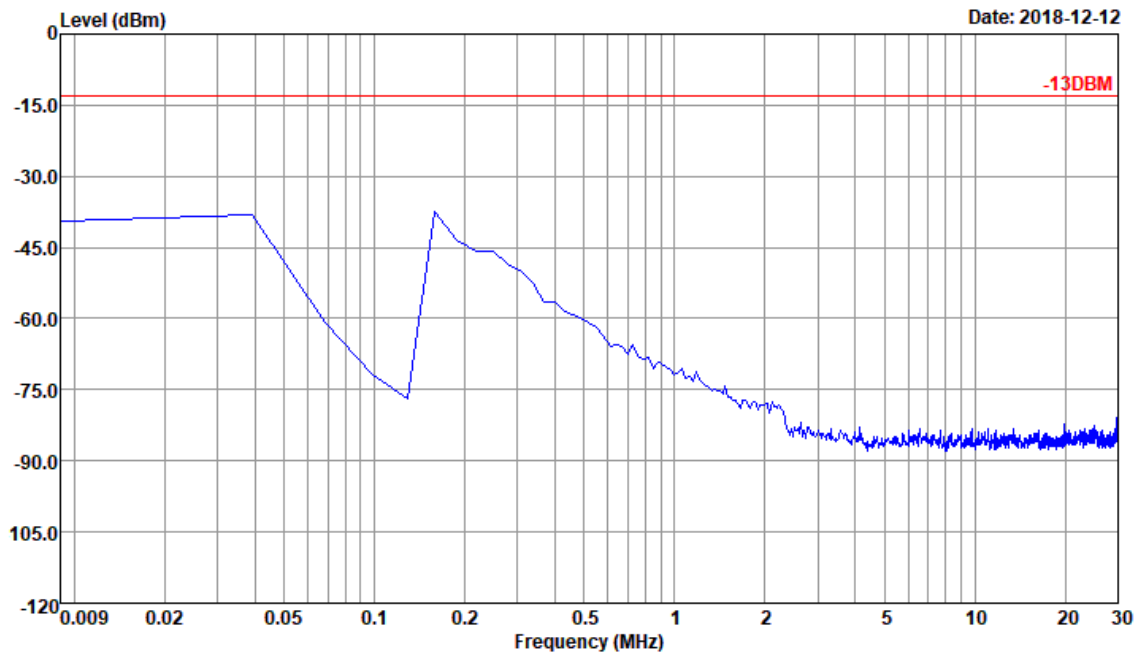
18G-26.5G RSE-TX-DIRECTOR ABOVE 1.5G PK



7.1.2.2 Test Bandwidth = 20+20

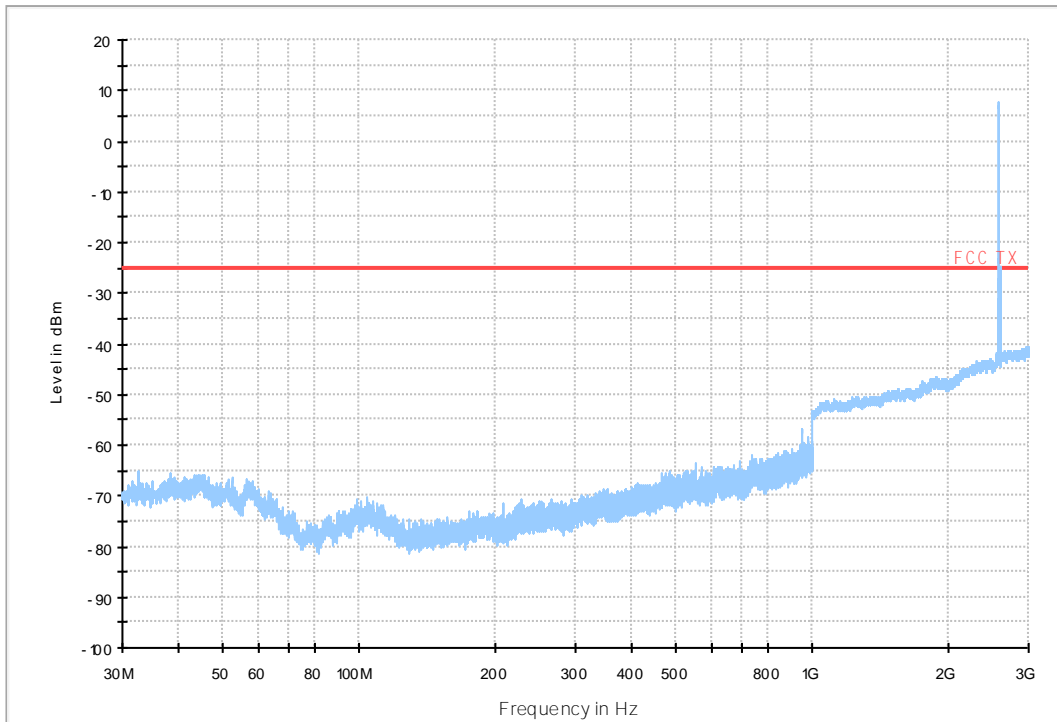


Data: 74

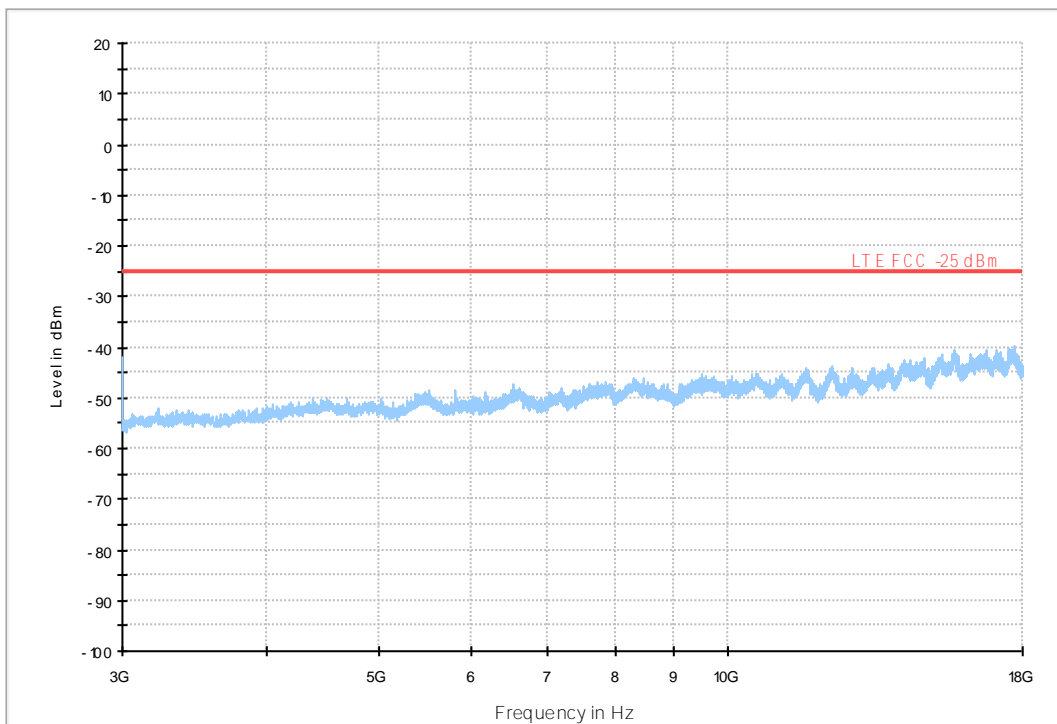


Site : 03CH01-SZ
Condition : -13DBM
: RBW:9.000KHz VBW:30.000KHz

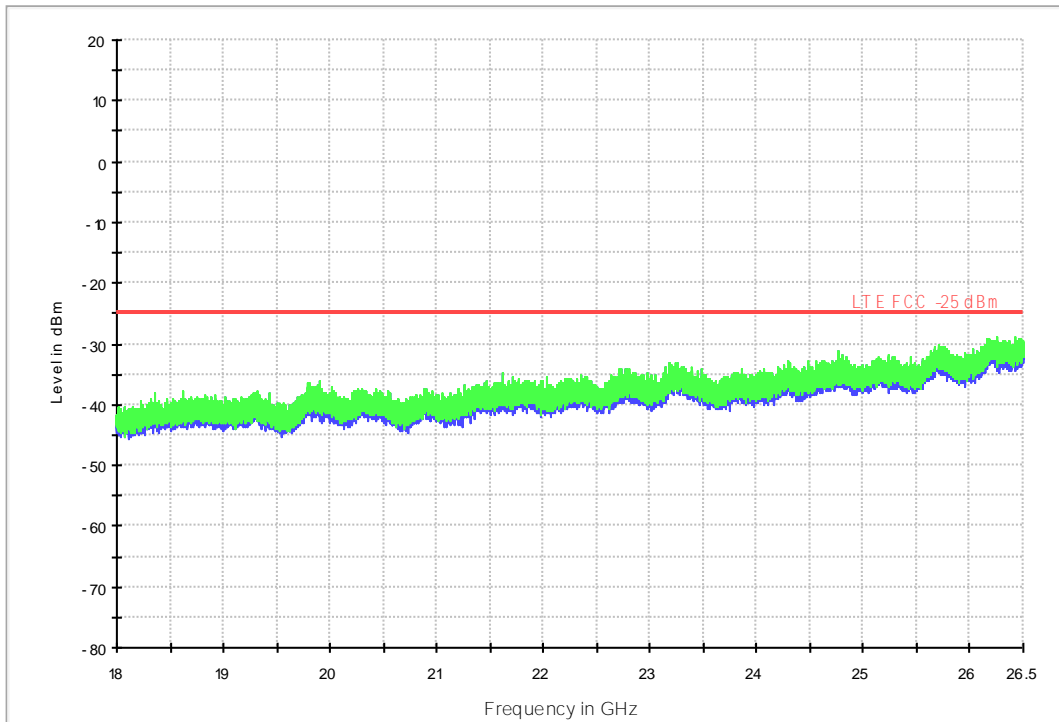
LTE TDD Band 38&41 RSE-TX-DIRECTOR ABOVE 1.5G_L -25dBm limit



LTE TDD Band 38&41 RSE-TX-DIRECTOR ABOVE 1.5G_H -25dBm limit



18G- 26.5G RSE-TX-DIRECT OR ABOVE 1.5G PK



8Appendix_H: Frequency Stability

8.1 For LTE

8.1.1 Frequency Error vs. Voltage:

Test Band	Test Mode	Test Bandwidth (MHz)	Test Channel	Test Temp.	Test Volt.	Freq. Error [Hz]	Freq. vs. rated [ppm]	Verdict
CA_38C	LTE/TM1	15+15	LCH	TN	VL	-39.38000	-0.01528	PASS
					VN	-20.41000	-0.00792	PASS
					VH	-24.12000	-0.00936	PASS
			MCH	TN	VL	-39.93000	-0.01543	PASS
					VN	-25.35000	-0.00980	PASS
					VH	-28.92000	-0.01118	PASS
			HCH	TN	VL	-38.07000	-0.01466	PASS
					VN	-32.54000	-0.01253	PASS
					VH	-24.26000	-0.00934	PASS
		20+20	LCH	TN	VL	-31.97000	-0.01239	PASS
					VN	-21.90000	-0.00849	PASS
					VH	-21.43000	-0.00831	PASS
			MCH	TN	VL	-25.63000	-0.00991	PASS
					VN	-31.04000	-0.01201	PASS
					VH	-27.05000	-0.01046	PASS
	HCH		TN	VL	-33.57000	-0.01296	PASS	
				VN	-28.58000	-0.01103	PASS	
				VH	-20.64000	-0.00797	PASS	
	LTE/TM2	15+15	LCH	TN	VL	-32.01000	-0.01242	PASS
					VN	-35.36000	-0.01372	PASS
					VH	-35.83000	-0.01390	PASS
			MCH	TN	VL	-41.89000	-0.01619	PASS
					VN	-36.35000	-0.01405	PASS
					VH	-41.18000	-0.01591	PASS
			HCH	TN	VL	-29.25000	-0.01126	PASS
					VN	-33.90000	-0.01305	PASS
					VH	-33.14000	-0.01276	PASS
		20+20	LCH	TN	VL	-33.95000	-0.01316	PASS
					VN	-34.43000	-0.01334	PASS
					VH	-23.60000	-0.00915	PASS
MCH			TN	VL	-28.08000	-0.01086	PASS	

Test Band	Test Mode	Test Bandwidth (MHz)	Test Channel	Test Temp.	Test Volt.	Freq. Error [Hz]	Freq. vs. rated [ppm]	Verdict
					VN	-42.80000	-0.01656	PASS
					VH	-28.07000	-0.01086	PASS
			HCH		VL	-29.95000	-0.01156	PASS
					VN	-39.68000	-0.01532	PASS
					VH	-31.41000	-0.01213	PASS

8.1.2 Frequency Error vs. Temperature:

Test Band	Test Mode	Test Bandwidth (MHz)	Test Channel	Test Volt.	Test Temp	Freq. Error [Hz]	Freq. vs. rated [ppm]	Verdict
CA_38C	LTE/TM1	15+15	LCH	VN	-30	-22.23000	-0.00862	PASS
					-20	-24.82000	-0.00963	PASS
					-10	-26.12000	-0.01013	PASS
					0	-24.59000	-0.00954	PASS
					10	-27.29000	-0.01059	PASS
					20	-20.41000	-0.00792	PASS
					30	-30.74000	-0.01193	PASS
					40	-28.97000	-0.01124	PASS
			MCH	VN	50	-21.53000	-0.00835	PASS
					-30	-32.29000	-0.01248	PASS
					-20	-27.14000	-0.01049	PASS
					-10	-24.60000	-0.00951	PASS
					0	-22.04000	-0.00852	PASS
					10	-24.62000	-0.00951	PASS
					20	-25.35000	-0.00980	PASS
					30	-30.88000	-0.01193	PASS
			HCH	VN	40	-27.65000	-0.01069	PASS
					50	-25.05000	-0.00968	PASS
					-30	-26.71000	-0.01028	PASS
					-20	-28.07000	-0.01081	PASS
					-10	-23.92000	-0.00921	PASS
					0	-23.36000	-0.00899	PASS
					10	-21.17000	-0.00815	PASS
					20	-32.54000	-0.01253	PASS
30	-27.01000	-0.01040	PASS					
40	-29.17000	-0.01123	PASS					
50	-25.26000	-0.00972	PASS					

Test Band	Test Mode	Test Bandwidth (MHz)	Test Channel	Test Volt.	Test Temp	Freq. Error [Hz]	Freq. vs. rated [ppm]	Verdict
		20+20	LCH	VN	-30	-26.95000	-0.01045	PASS
					-20	-25.91000	-0.01004	PASS
					-10	-26.29000	-0.01019	PASS
					0	-22.89000	-0.00887	PASS
					10	-19.84000	-0.00769	PASS
					20	-21.90000	-0.00849	PASS
					30	-25.96000	-0.01006	PASS
					40	-20.80000	-0.00806	PASS
					50	-28.38000	-0.01100	PASS
			MCH	VN	-30	-32.59000	-0.01261	PASS
					-20	-29.98000	-0.01160	PASS
					-10	-32.57000	-0.01260	PASS
					0	-31.59000	-0.01222	PASS
					10	-21.23000	-0.00821	PASS
					20	-31.04000	-0.01201	PASS
					30	-25.31000	-0.00979	PASS
					40	-32.63000	-0.01262	PASS
					50	-27.65000	-0.01070	PASS
	HCH	VN	-30	-22.23000	-0.00858	PASS		
			-20	-32.42000	-0.01252	PASS		
			-10	-19.60000	-0.00757	PASS		
			0	-38.42000	-0.01483	PASS		
			10	-26.84000	-0.01036	PASS		
			20	-28.58000	-0.01103	PASS		
			30	-23.90000	-0.00923	PASS		
			40	-29.11000	-0.01124	PASS		
			50	-31.01000	-0.01197	PASS		
	LTE/TM2	15+15	LCH	VN	-30	-33.77000	-0.01310	PASS
					-20	-36.86000	-0.01430	PASS
					-10	-34.99000	-0.01358	PASS
					0	-36.33000	-0.01410	PASS
					10	-24.82000	-0.00963	PASS
					20	-35.36000	-0.01372	PASS
					30	-38.27000	-0.01485	PASS
					40	-32.94000	-0.01278	PASS
					50	-34.23000	-0.01328	PASS
MCH			VN	-30	-38.75000	-0.01498	PASS	
				-20	-35.66000	-0.01378	PASS	
				-10	-37.04000	-0.01431	PASS	

Test Band	Test Mode	Test Bandwidth (MHz)	Test Channel	Test Volt.	Test Temp	Freq. Error [Hz]	Freq. vs. rated [ppm]	Verdict				
					0	-32.46000	-0.01254	PASS				
					10	-40.28000	-0.01557	PASS				
					20	-36.35000	-0.01405	PASS				
					30	-33.32000	-0.01288	PASS				
					40	-35.48000	-0.01371	PASS				
					50	-33.40000	-0.01291	PASS				
			HCH	VN	-30	-33.97000	-0.01308	PASS				
					-20	-42.31000	-0.01629	PASS				
					-10	-34.19000	-0.01316	PASS				
					0	-33.32000	-0.01283	PASS				
					10	-34.53000	-0.01329	PASS				
					20	-33.90000	-0.01305	PASS				
			LCH	VN	30	-36.79000	-0.01416	PASS				
					40	-34.17000	-0.01315	PASS				
					50	-33.70000	-0.01297	PASS				
					-30	-35.29000	-0.01368	PASS				
					-20	-34.39000	-0.01333	PASS				
					-10	-31.47000	-0.01220	PASS				
		20+20			MCH	VN	0	-36.38000	-0.01410	PASS		
							10	-34.29000	-0.01329	PASS		
							20	-34.43000	-0.01334	PASS		
							30	-40.34000	-0.01564	PASS		
							40	-33.53000	-0.01300	PASS		
							50	-37.39000	-0.01449	PASS		
				HCH	VN	-30	-41.53000	-0.01607	PASS			
						-20	-35.59000	-0.01377	PASS			
						-10	-41.84000	-0.01619	PASS			
						0	-48.94000	-0.01893	PASS			
						10	-40.86000	-0.01581	PASS			
						20	-42.80000	-0.01656	PASS			
									30	-38.92000	-0.01506	PASS
									40	-40.31000	-0.01559	PASS
									50	-32.87000	-0.01272	PASS
									-30	-34.10000	-0.01317	PASS
									-20	-42.57000	-0.01644	PASS
									-10	-30.61000	-0.01182	PASS
					0	-42.00000	-0.01621	PASS				
					10	-31.14000	-0.01202	PASS				
					20	-39.68000	-0.01532	PASS				



Test Band	Test Mode	Test Bandwidth (MHz)	Test Channel	Test Volt.	Test Temp	Freq. Error [Hz]	Freq. vs. rated [ppm]	Verdict
					30	-39.77000	-0.01535	PASS
					40	-39.78000	-0.01536	PASS
					50	-43.02000	-0.01661	PASS

END