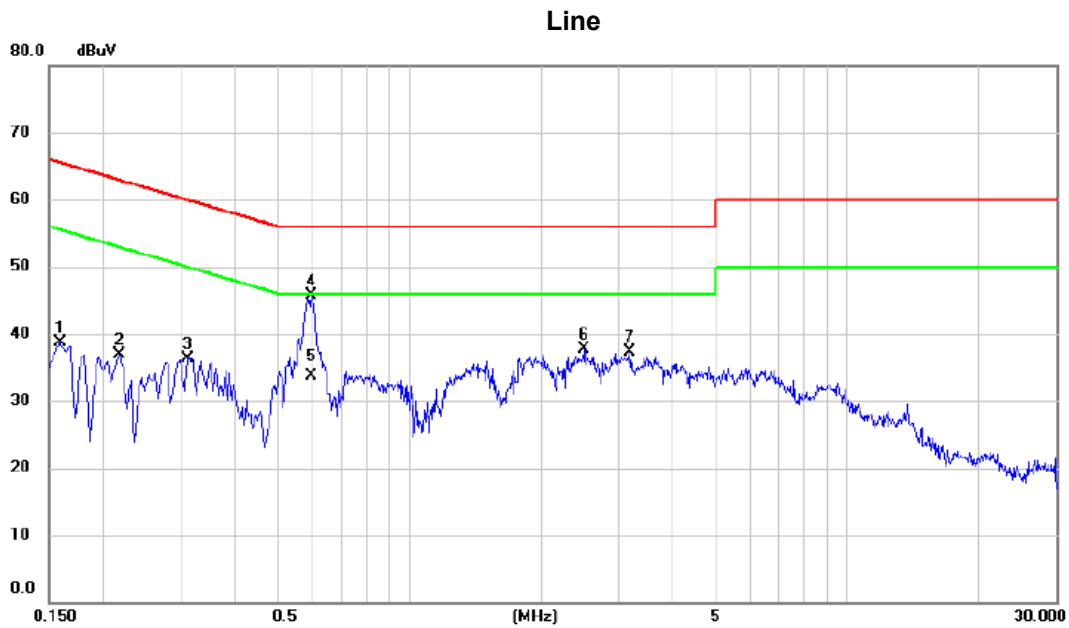


APPENDIX A - AC POWER LINE CONDUCTED EMISSIONS

Test Mode: TX Mode Channel 18_UHD 2M 8DPSK



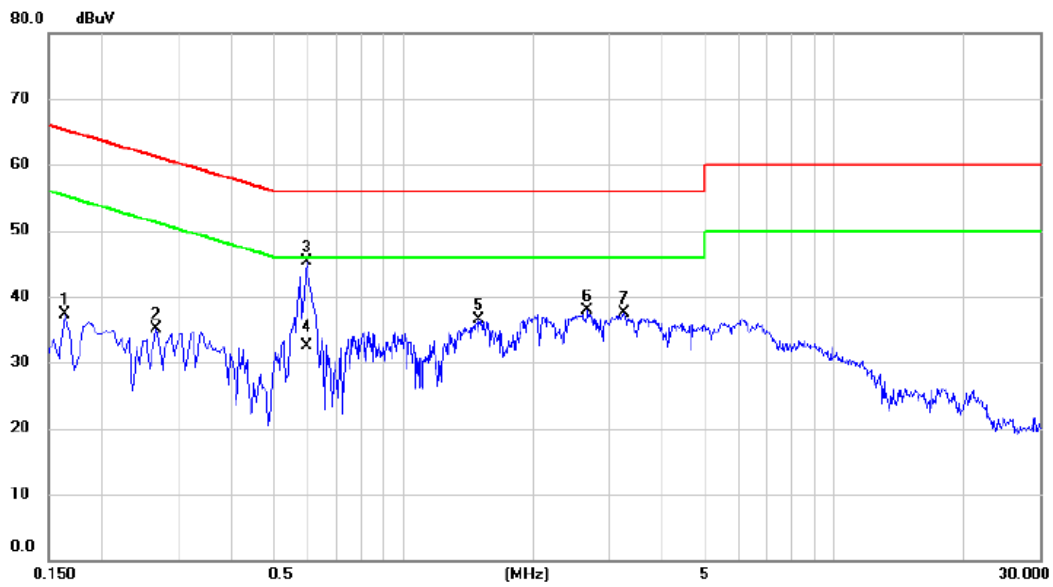
No.	Mk.	Freq. MHz	Reading Level dBuV	Correct Factor dB	Measure- ment dBuV	Limit dBuV	Margin dB	Detector	Comment
1		0.1590	28.91	9.73	38.64	65.52	-26.88	peak	
2		0.2175	26.97	9.90	36.87	62.91	-26.04	peak	
3		0.3120	26.46	9.89	36.35	59.92	-23.57	peak	
4	*	0.5955	35.82	9.96	45.78	56.00	-10.22	peak	
5		0.5955	23.80	9.96	33.76	46.00	-12.24	AVG	
6		2.4990	27.50	10.13	37.63	56.00	-18.37	peak	
7		3.1740	27.05	10.20	37.25	56.00	-18.75	peak	

REMARKS:

- (1) Measurement Value = Reading Level + Correct Factor.
- (2) Margin Level = Measurement Value - Limit Value.

Test Mode: TX Mode Channel 18_UHD 2M 8DPSK

Neutral



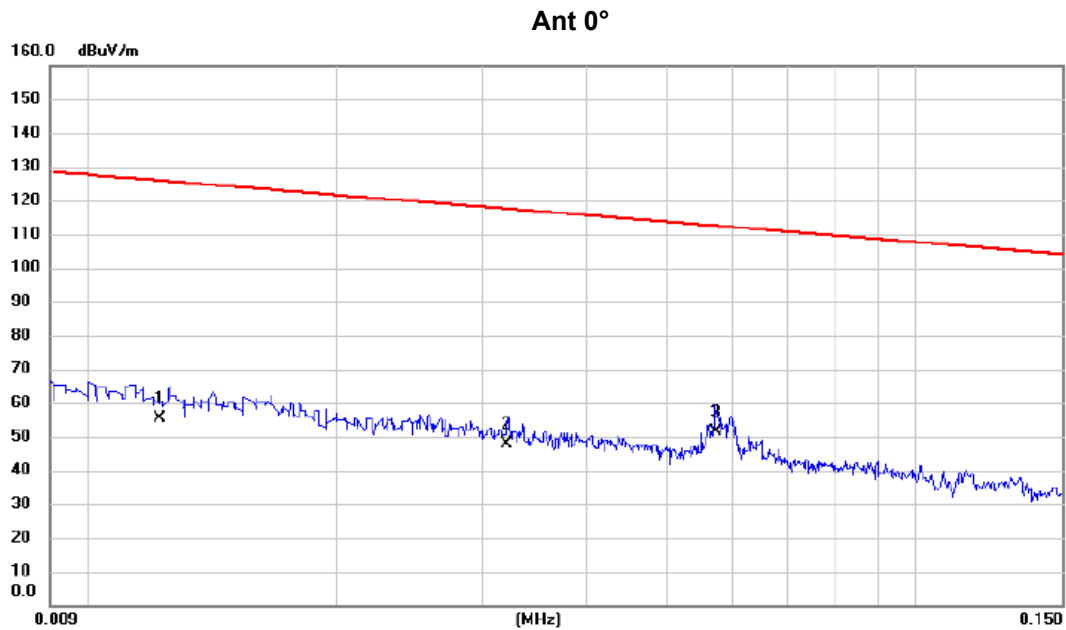
No.	Mk.	Freq. MHz	Reading Level dBuV	Correct Factor dB	Measure- ment dBuV	Limit dBuV	Margin dB	Detector	Comment
1		0.1635	27.53	9.85	37.38	65.28	-27.90	peak	
2		0.2670	25.20	9.99	35.19	61.21	-26.02	peak	
3	*	0.5955	35.14	10.19	45.33	56.00	-10.67	peak	
4		0.5955	22.40	10.19	32.59	46.00	-13.41	AVG	
5		1.5000	26.16	10.37	36.53	56.00	-19.47	peak	
6		2.6700	27.44	10.49	37.93	56.00	-18.07	peak	
7		3.2415	26.93	10.54	37.47	56.00	-18.53	peak	

REMARKS:

- (1) Measurement Value = Reading Level + Correct Factor.
- (2) Margin Level = Measurement Value - Limit Value.

APPENDIX B - RADIATED EMISSION - 9 KHZ-30 MHZ

Test Mode: TX Mode Channel 18_UHD 2M 8DPSK



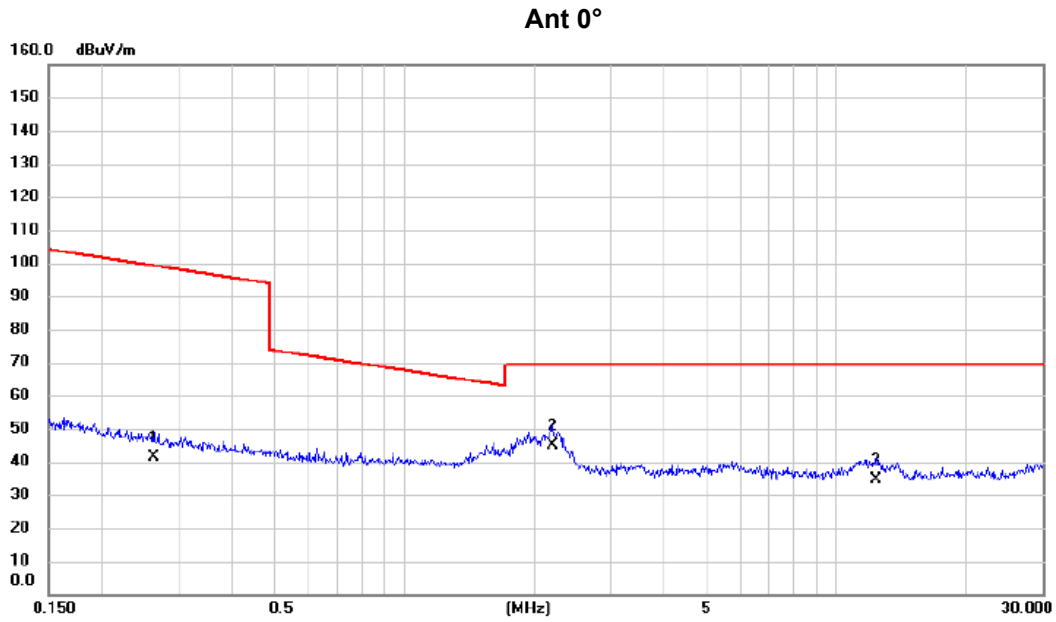
No. Mk.	Freq. MHz	Reading Level dBuV	Correct Factor dB	Measure- ment dBuV/m	Limit dBuV/m	Margin dB	Detector	Comment
1	0.012	39.36	16.16	55.52	125.88	-70.36	AVG	
2	0.032	34.01	13.87	47.88	117.47	-69.59	AVG	
3 *	0.057	37.63	13.81	51.44	112.43	-60.99	AVG	

REMARKS:

(1) Measurement Value = Reading Level + Correct Factr.

(2) Margin Level = Measurement Value - Limit Value.

Test Mode: TX Mode Channel 18_UHD 2M 8DPSK



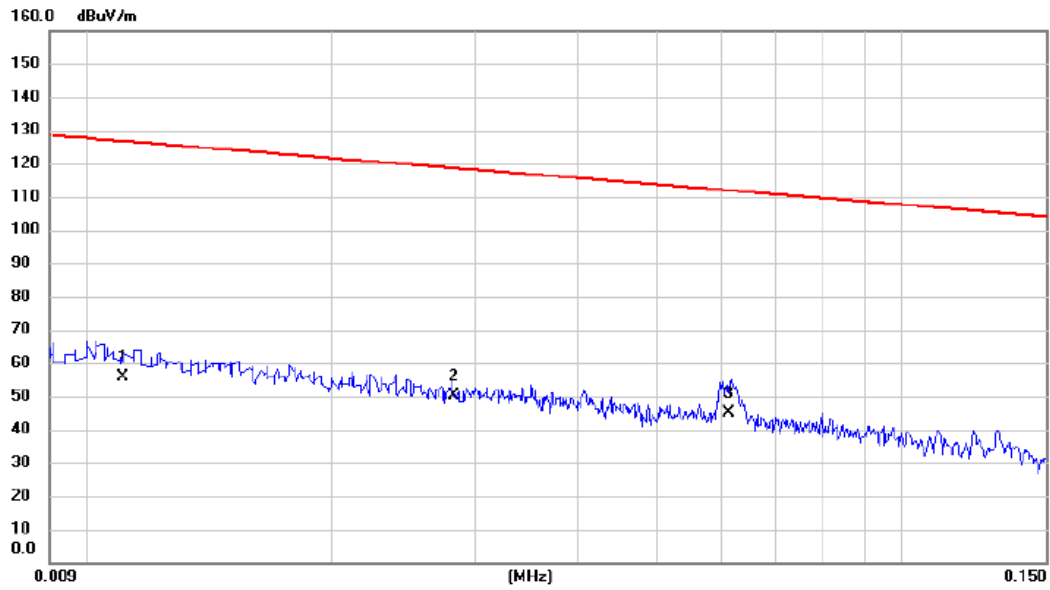
No.	Mk.	Freq. MHz	Reading Level dBuV	Correct Factor dB	Measure- ment dBuV/m	Limit dBuV/m	Margin dB	Detector	Comment
1		0.263	27.81	13.63	41.44	99.20	-57.76	AVG	
2	*	2.201	33.11	11.70	44.81	69.54	-24.73	QP	
3		12.384	23.08	11.60	34.68	69.54	-34.86	QP	

REMARKS:

- (1) Measurement Value = Reading Level + Correct Factor.
- (2) Margin Level = Measurement Value - Limit Value.

Test Mode: TX Mode Channel 18_UHD 2M 8DPSK

Ant 90°



No.	Mk.	Freq.	Reading Level	Correct Factor	Measurement	Limit	Margin	Detector	Comment
		MHz	dBuV	dB	dBuV/m	dBuV/m	dB		
1		0.011	39.18	16.49	55.67	126.70	-71.03	AVG	
2		0.028	36.25	13.85	50.10	118.60	-68.50	AVG	
3	*	0.061	31.35	13.75	45.10	111.87	-66.77	AVG	

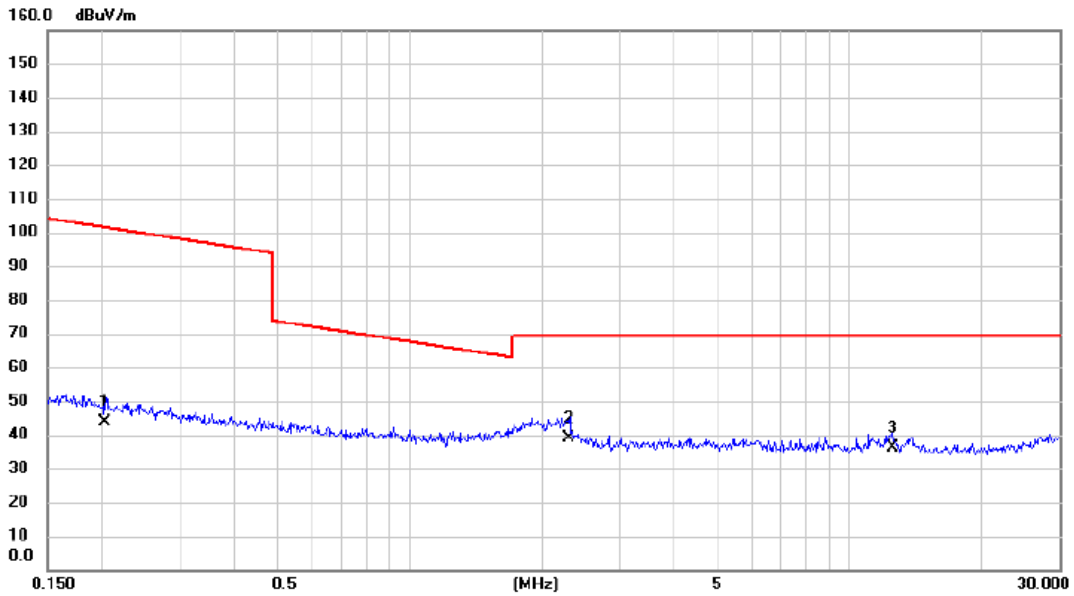
REMARKS:

(1) Measurement Value = Reading Level + Correct Factor.

(2) Margin Level = Measurement Value - Limit Value.

Test Mode: TX Mode Channel 18_UHD 2M 8DPSK

Ant 90°



No.	Mk.	Freq. MHz	Reading Level dBuV	Correct Factor dB	Measure- ment dBuV/m	Limit dBuV/m	Margin dB	Detector	Comment
1		0.202	30.21	13.61	43.82	101.49	-57.67	AVG	
2	*	2.308	27.23	11.64	38.87	69.54	-30.67	QP	
3		12.515	24.52	11.60	36.12	69.54	-33.42	QP	

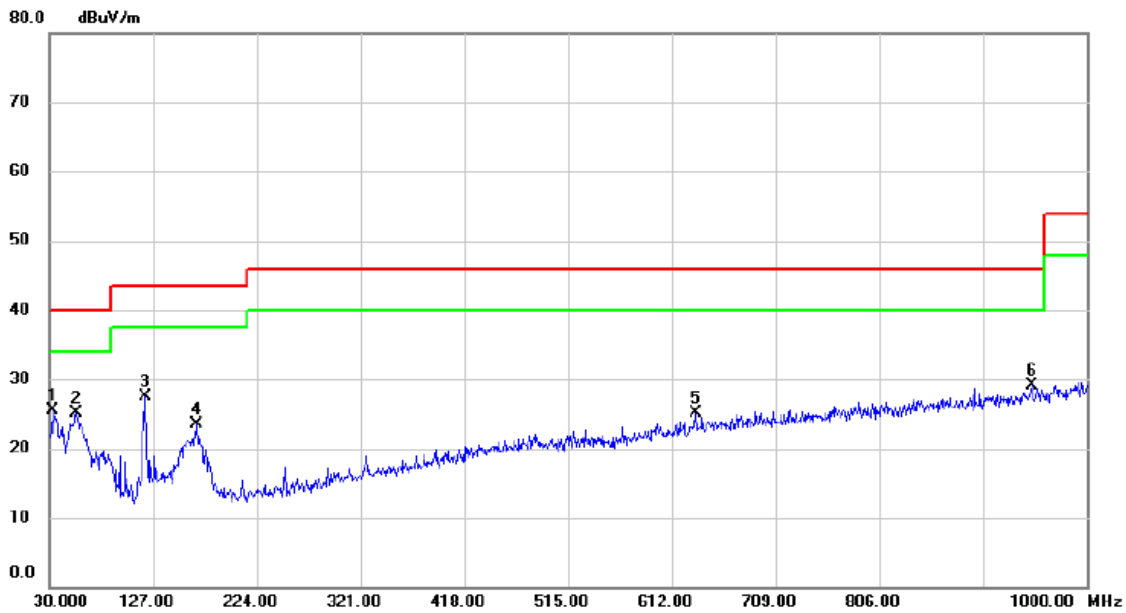
REMARKS:

- (1) Measurement Value = Reading Level + Correct Factor.
- (2) Margin Level = Measurement Value - Limit Value.

APPENDIX C - RADIATED EMISSION - 30 MHZ TO 1000 MHZ

Test Mode: TX Mode Channel 18_UHD 2M 8DPSK

Vertical



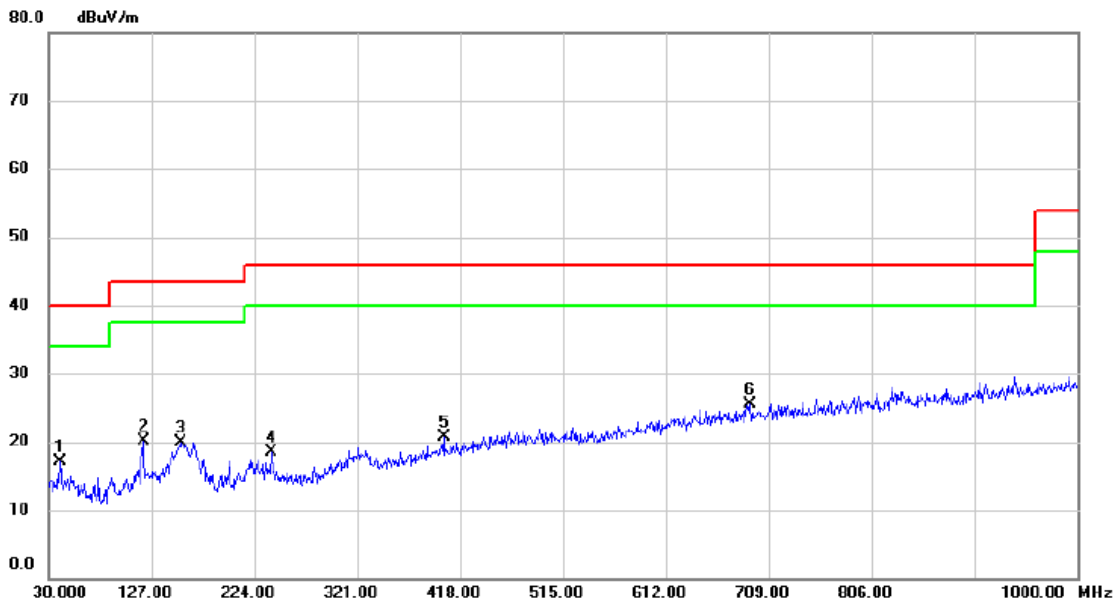
No.	Mk.	Freq. MHz	Reading Level dBuV	Correct Factor dB	Measure- ment dBuV/m	Limit dBuV/m	Margin dB	Detector	Comment
1	*	32.910	40.26	-14.71	25.55	40.00	-14.45	peak	
2		55.220	39.01	-13.89	25.12	40.00	-14.88	peak	
3		120.210	40.54	-13.12	27.42	43.50	-16.08	peak	
4		167.740	35.65	-12.22	23.43	43.50	-20.07	peak	
5		634.310	30.56	-5.45	25.11	46.00	-20.89	peak	
6		948.590	30.13	-0.93	29.20	46.00	-16.80	peak	

REMARKS:

- (1) Measurement Value = Reading Level + Correct Factor.
- (2) Margin Level = Measurement Value - Limit Value.

Test Mode: TX Mode Channel 18_UHD 2M 8DPSK

Horizontal



No. Mk.	Freq. MHz	Reading Level dBuV	Correct Factor dB	Measure- ment dBuV/m	Limit dBuV/m	Margin dB	Detector	Comment
1	40.670	30.86	-13.82	17.04	40.00	-22.96	peak	
2	119.240	33.25	-13.24	20.01	43.50	-23.49	peak	
3	155.130	31.70	-11.74	19.96	43.50	-23.54	peak	
4	240.490	32.73	-14.13	18.60	46.00	-27.40	peak	
5	402.480	30.38	-9.65	20.73	46.00	-25.27	peak	
6 *	691.540	30.11	-4.57	25.54	46.00	-20.46	peak	

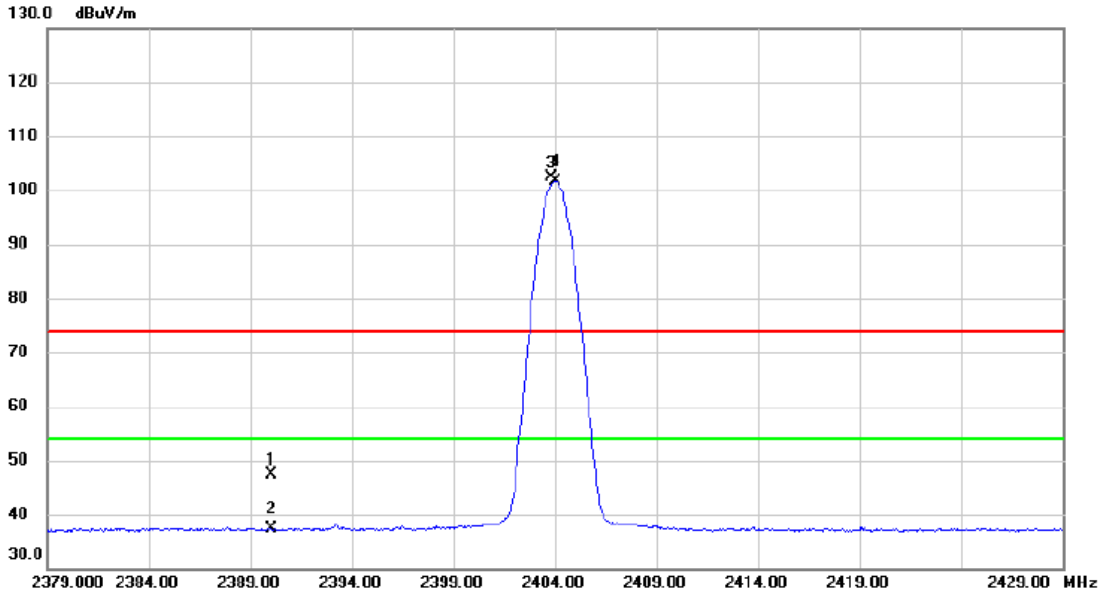
REMARKS:

- (1) Measurement Value = Reading Level + Correct Factor.
- (2) Margin Level = Measurement Value - Limit Value.

APPENDIX D - RADIATED EMISSION - ABOVE 1000 MHZ

Test Mode: TX 2404 MHz _CH00_UHD 1M GFSK

Vertical



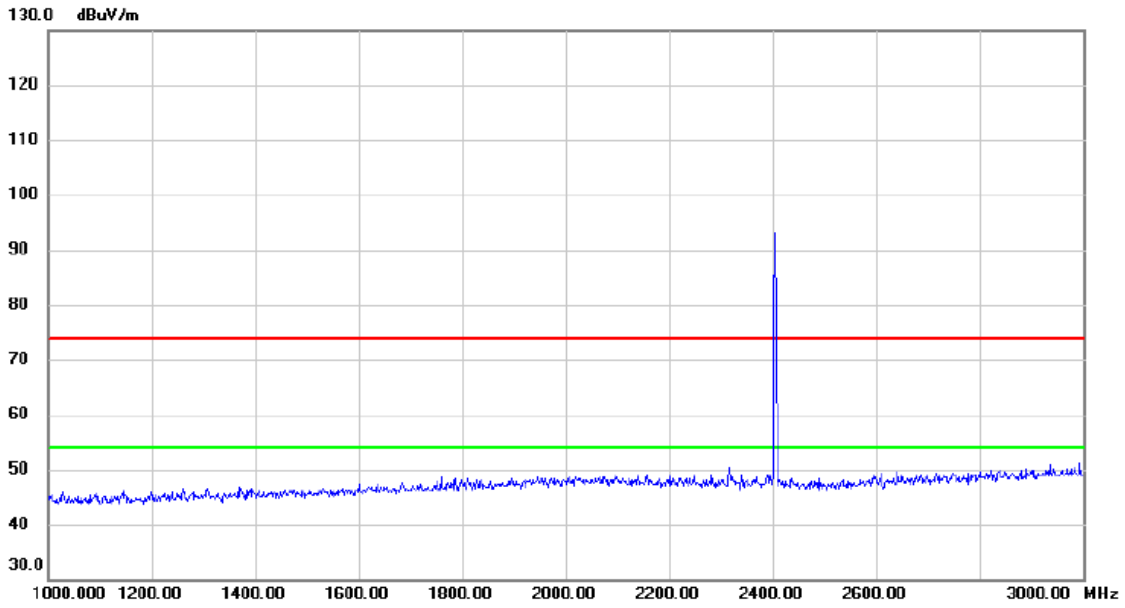
No.	Mk.	Freq. MHz	Reading Level dBuV	Correct Factor dB	Measure- ment dBuV/m	Limit dBuV/m	Margin dB	Detector	Comment
1		2390.000	40.39	6.89	47.28	74.00	-26.72	peak	
2		2390.000	30.46	6.89	37.35	54.00	-16.65	AVG	
3	X	2403.800	95.46	6.88	102.34	74.00	28.34	peak	No Limit
4	*	2404.050	94.75	6.88	101.63	54.00	47.63	AVG	No Limit

REMARKS:

- (1) Measurement Value = Reading Level + Correct Factor.
- (2) Margin Level = Measurement Value - Limit Value.

Test Mode: TX 2404 MHz _CH00_UHD 1M GFSK

Vertical



No.	Mk.	Freq.	Reading Level	Correct Factor	Measurement	Limit	Margin	Detector	Comment
		MHz	dBuV	dB	dBuV/m	dBuV/m	dB		

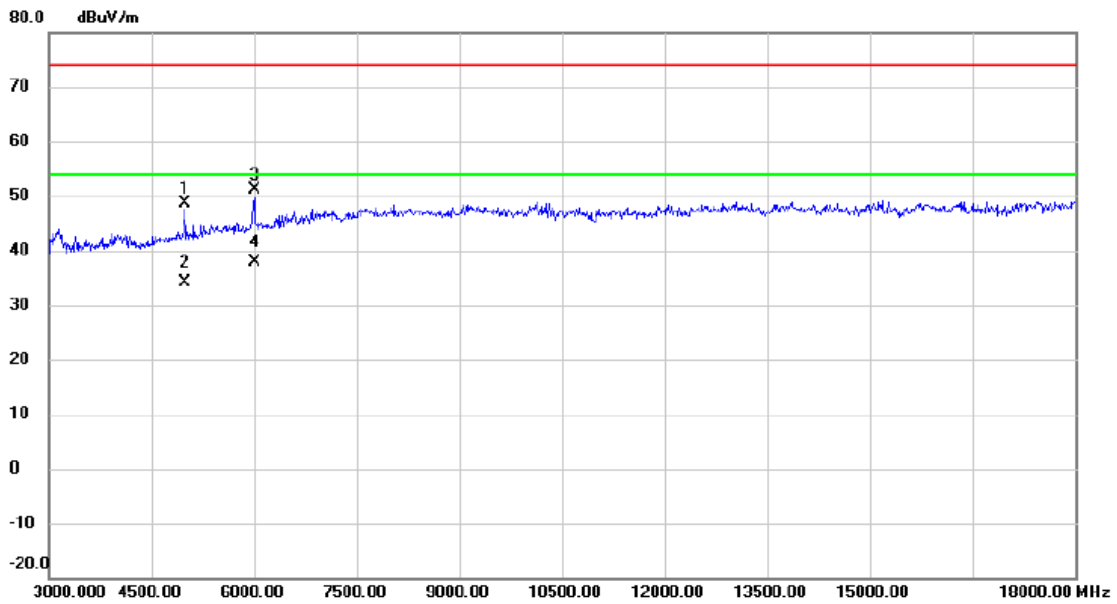
REMARKS:

(1) Measurement Value = Reading Level + Correct Factor.

(2) Margin Level = Measurement Value - Limit Value.

Test Mode: TX 2404 MHz _CH00_UHD 1M GFSK

Vertical



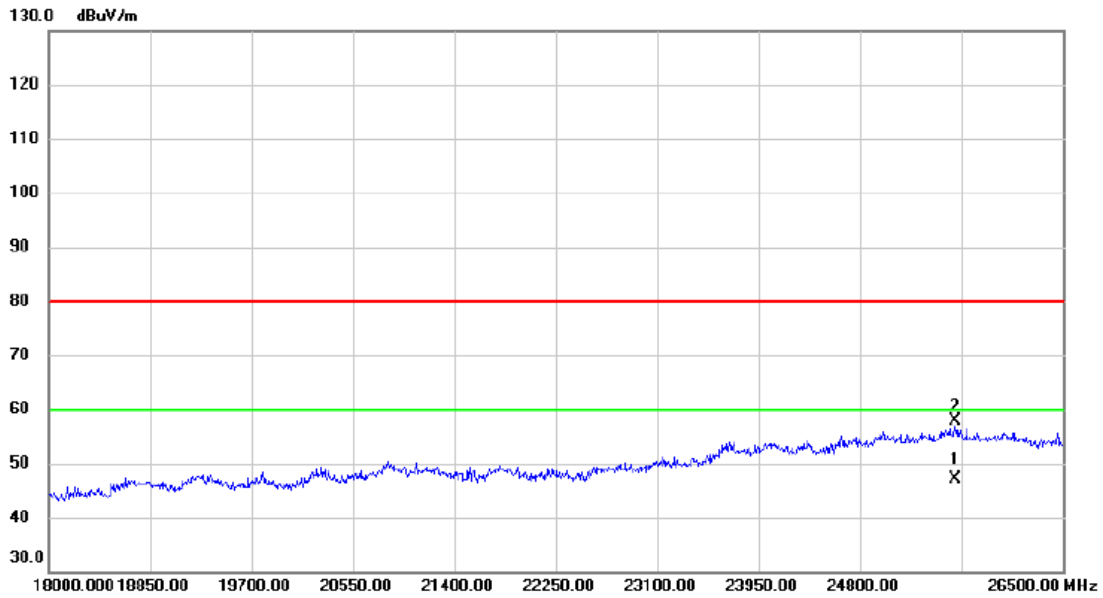
No.	Mk.	Freq. MHz	Reading Level dBuV	Correct Factor dB	Measure- ment dBuV/m	Limit dBuV/m	Margin dB	Detector	Comment
1		4980.000	44.52	4.07	48.59	74.00	-25.41	peak	
2		4980.000	30.16	4.07	34.23	54.00	-19.77	AVG	
3		6000.000	44.56	6.48	51.04	74.00	-22.96	peak	
4	*	6000.000	31.44	6.48	37.92	54.00	-16.08	AVG	

REMARKS:

- (1) Measurement Value = Reading Level + Correct Factor.
- (2) Margin Level = Measurement Value - Limit Value.

Test Mode: TX 2404 MHz _CH00_UHD 1M GFSK

Vertical



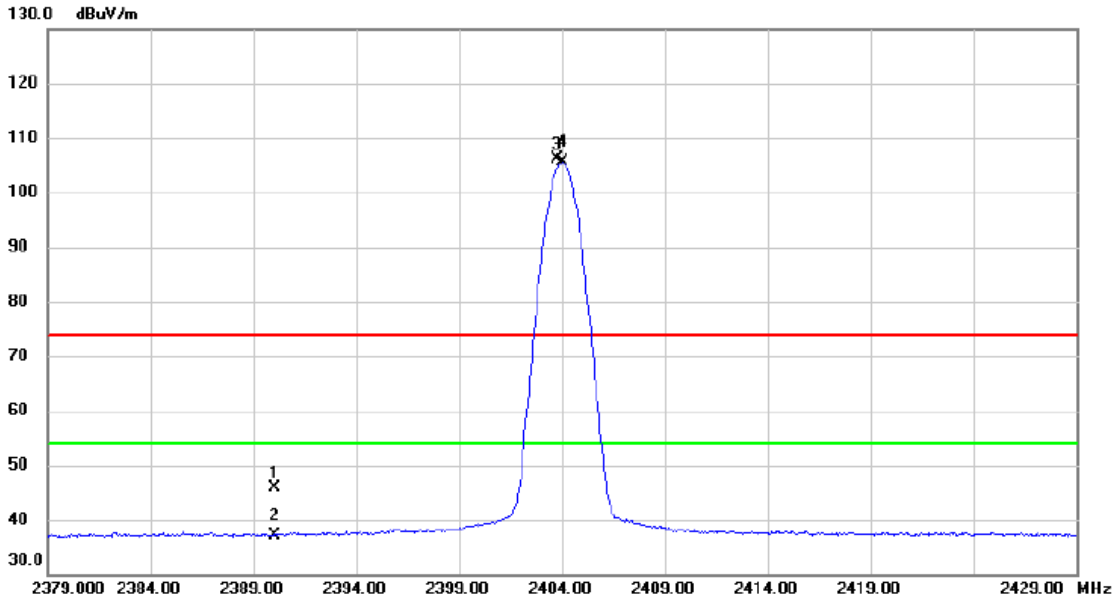
No.	Mk.	Freq. MHz	Reading Level dBuV	Correct Factor dB	Measure- ment dBuV/m	Limit dBuV/m	Margin dB	Detector	Comment
1	*	25597.785	16.90	30.14	47.04	60.00	-12.96	AVG	
2		25597.800	27.66	30.14	57.80	80.00	-22.20	peak	

REMARKS:

- (1) Measurement Value = Reading Level + Correct Factor.
- (2) Margin Level = Measurement Value - Limit Value.

Test Mode: TX 2404 MHz _CH00_UHD 1M GFSK

Horizontal

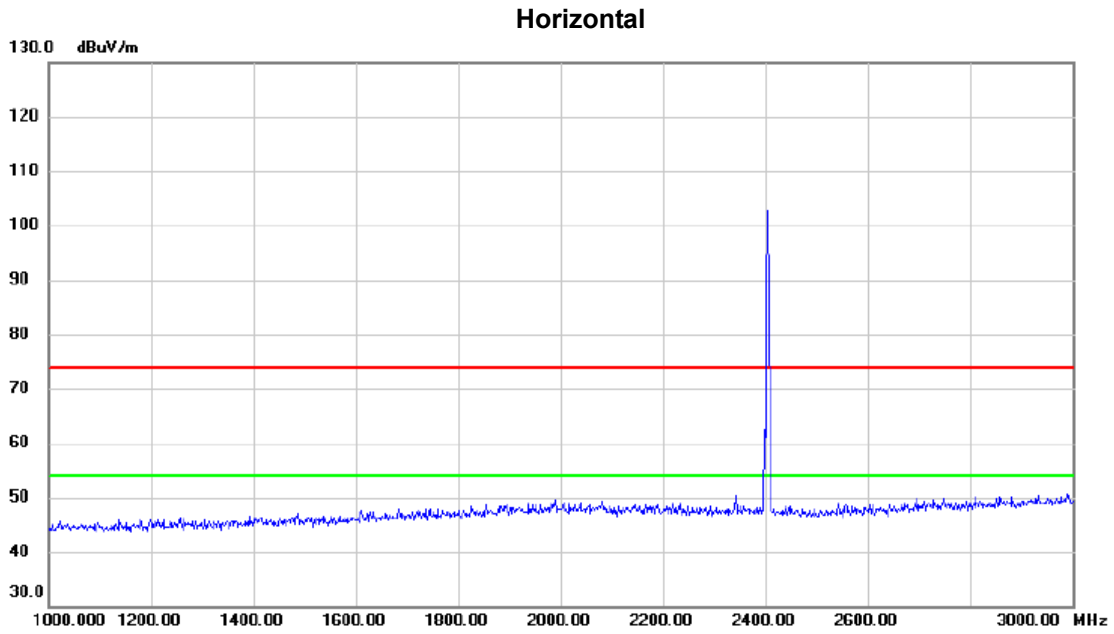


No.	Mk.	Freq. MHz	Reading Level dBuV	Correct Factor dB	Measure- ment dBuV/m	Limit dBuV/m	Margin dB	Detector	Comment
1		2390.000	39.11	6.89	46.00	74.00	-28.00	peak	
2		2390.000	30.14	6.89	37.03	54.00	-16.97	AVG	
3	X	2403.750	99.35	6.88	106.23	74.00	32.23	peak	No Limit
4	*	2404.050	98.67	6.88	105.55	54.00	51.55	AVG	No Limit

REMARKS:

- (1) Measurement Value = Reading Level + Correct Factor.
- (2) Margin Level = Measurement Value - Limit Value.

Test Mode: TX 2404 MHz _CH00_UHD 1M GFSK



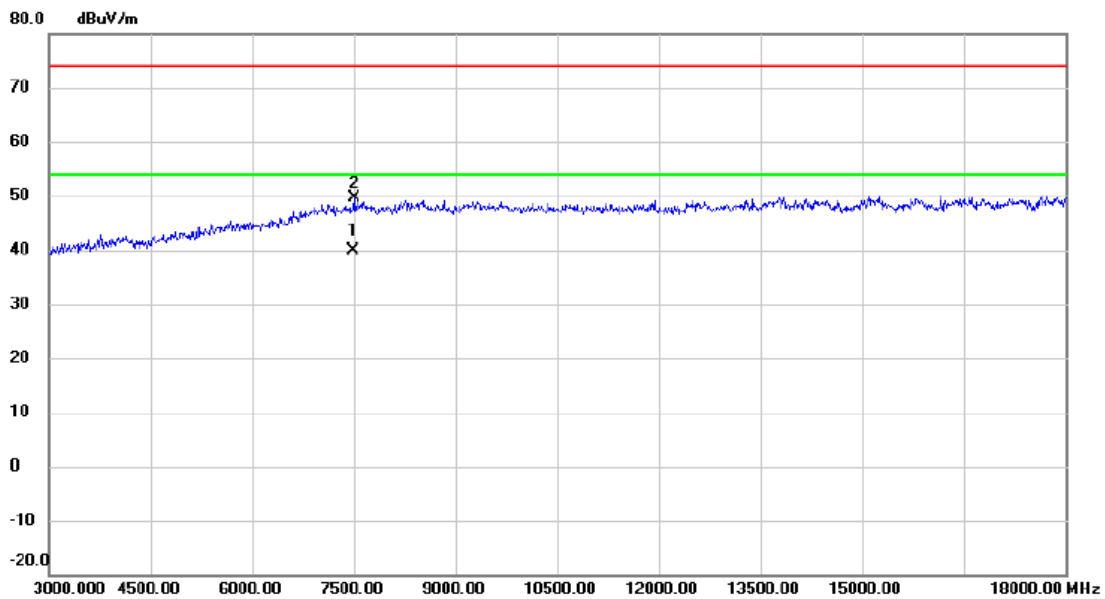
No.	Mk.	Freq.	Reading Level	Correct Factor	Measurement	Limit	Margin	Detector	Comment
		MHz	dBuV	dB	dBuV/m	dBuV/m	dB		

REMARKS:

- (1) Measurement Value = Reading Level + Correct Factor.
- (2) Margin Level = Measurement Value - Limit Value.

Test Mode: TX 2404 MHz _CH00_UHD 1M GFSK

Horizontal

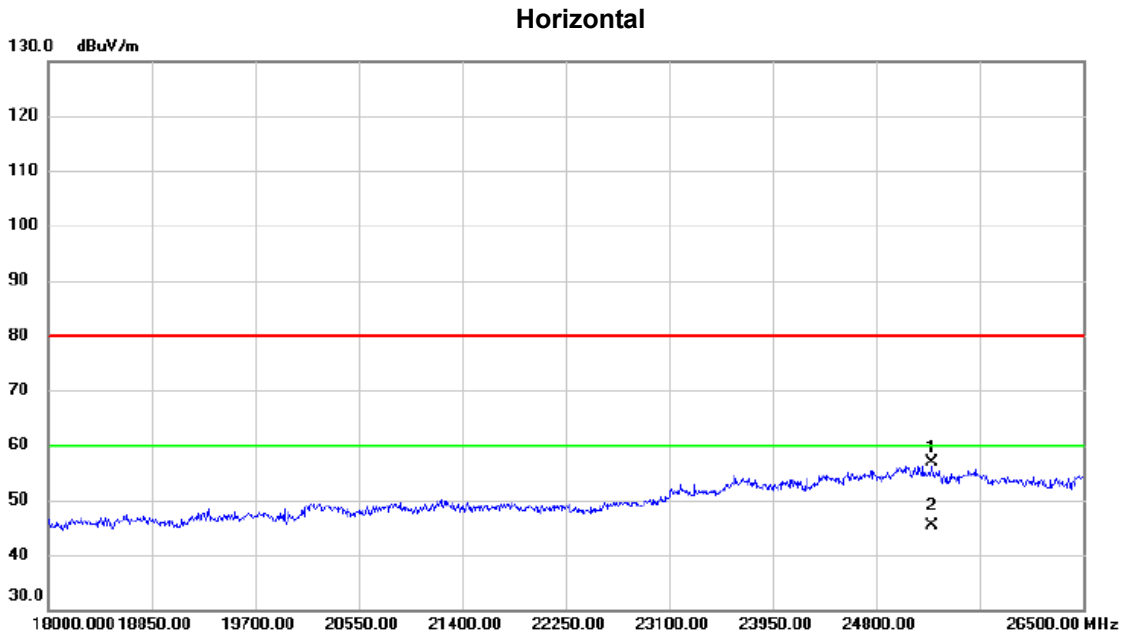


No.	Mk.	Freq.	Reading Level	Correct Factor	Measurement	Limit	Margin	Detector	Comment
		MHz	dBuV	dB	dBuV/m	dBuV/m	dB		
1	*	7499.632	30.21	9.58	39.79	54.00	-14.21	AVG	
2		7500.000	40.10	9.58	49.68	74.00	-24.32	peak	

REMARKS:

- (1) Measurement Value = Reading Level + Correct Factor.
- (2) Margin Level = Measurement Value - Limit Value.

Test Mode: TX 2404 MHz _CH00_UHD 1M GFSK

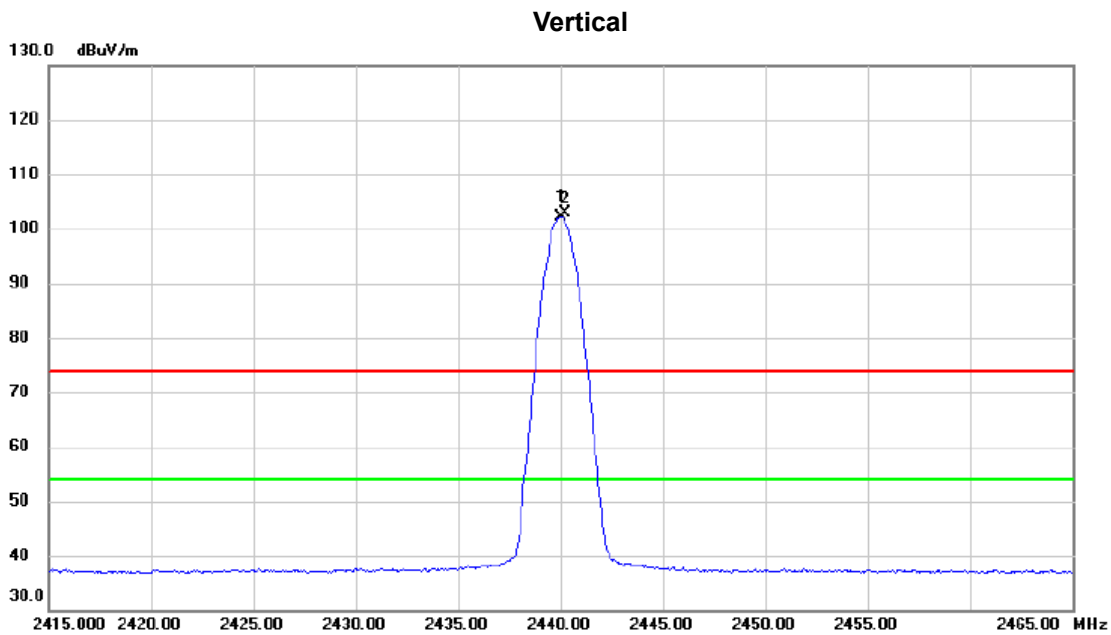


No.	Mk.	Freq. MHz	Reading Level dBuV	Correct Factor dB	Measure- ment dBuV/m	Limit dBuV/m	Margin dB	Detector	Comment
1		25259.000	26.50	30.29	56.79	80.00	-23.21	peak	
2	*	25259.213	15.00	30.29	45.29	60.00	-14.71	AVG	

REMARKS:

- (1) Measurement Value = Reading Level + Correct Factor.
- (2) Margin Level = Measurement Value - Limit Value.

Test Mode: TX 2440 MHz _CH18_UHD 1M GFSK



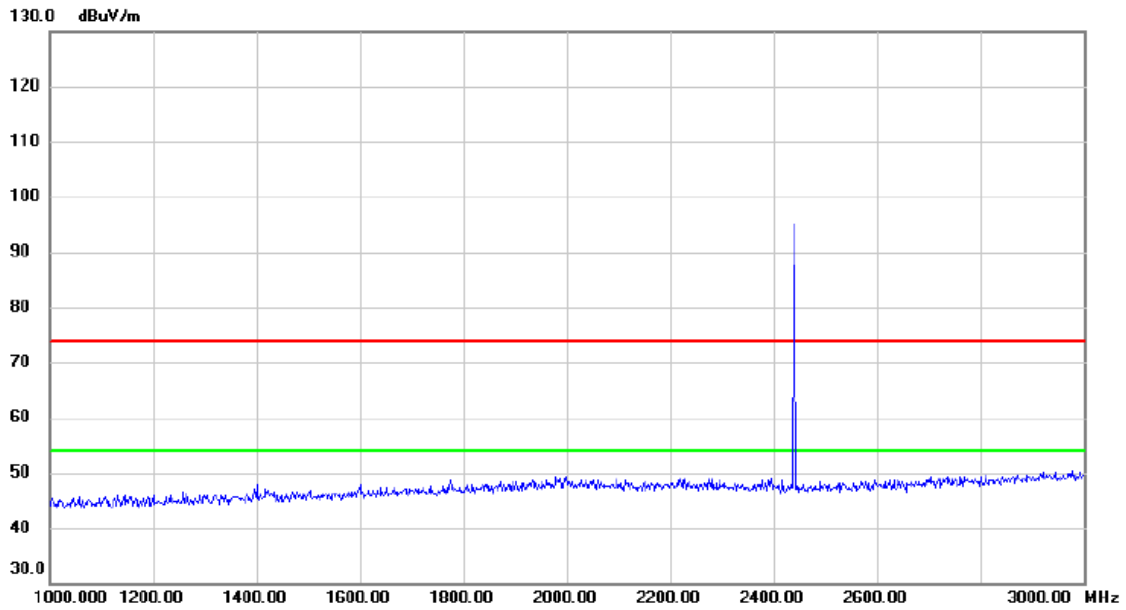
No.	Mk.	Freq.	Reading Level	Correct Factor	Measurement	Limit	Margin	Detector	Comment
		MHz	dBuV	dB	dBuV/m	dBuV/m	dB		
1	*	2440.050	95.30	6.84	102.14	54.00	48.14	AVG	No Limit
2	X	2440.250	96.03	6.84	102.87	74.00	28.87	peak	No Limit

REMARKS:

- (1) Measurement Value = Reading Level + Correct Factor.
- (2) Margin Level = Measurement Value - Limit Value.

Test Mode: TX 2440 MHz _CH18_UHD 1M GFSK

Vertical



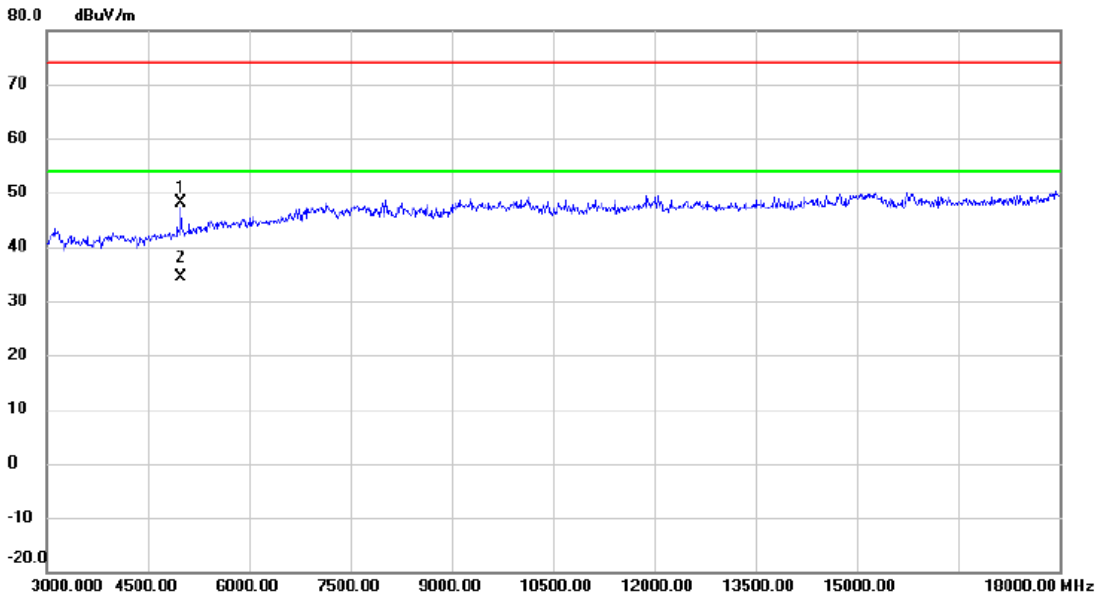
No.	Mk.	Freq.	Reading Level	Correct Factor	Measurement	Limit	Margin	Detector	Comment
		MHz	dBuV	dB	dBuV/m	dBuV/m	dB		

REMARKS:

- (1) Measurement Value = Reading Level + Correct Factor.
- (2) Margin Level = Measurement Value - Limit Value.

Test Mode: TX 2440 MHz _CH18_UHD 1M GFSK

Vertical



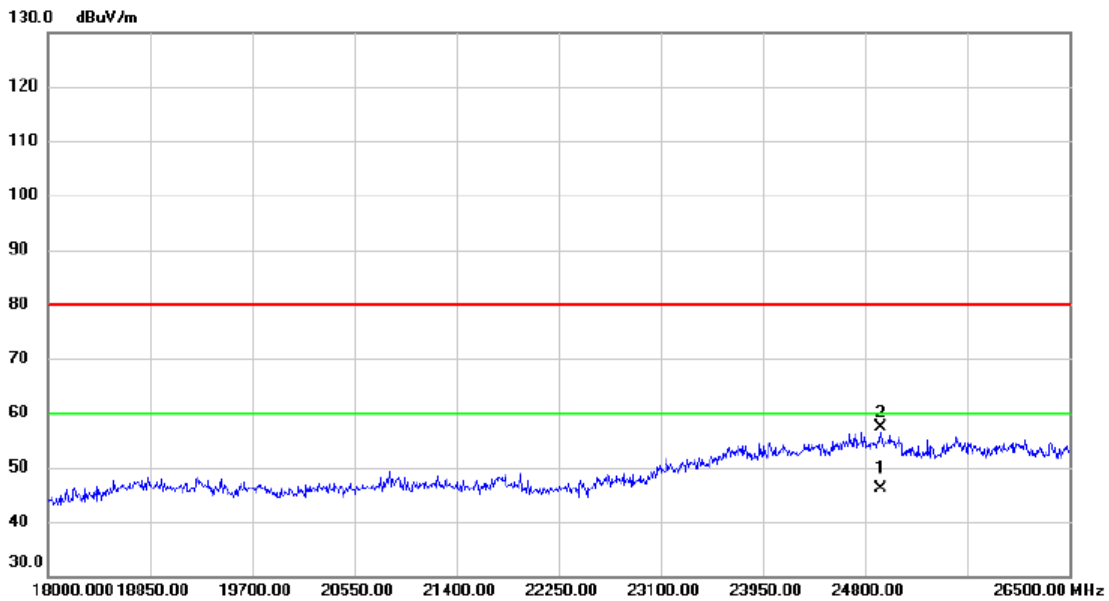
No.	Mk.	Freq. MHz	Reading Level dBuV	Correct Factor dB	Measure- ment dBuV/m	Limit dBuV/m	Margin dB	Detector	Comment
1		4980.000	44.18	4.07	48.25	74.00	-25.75	peak	
2	*	4980.000	30.22	4.07	34.29	54.00	-19.71	AVG	

REMARKS:

- (1) Measurement Value = Reading Level + Correct Factor.
- (2) Margin Level = Measurement Value - Limit Value.

Test Mode: TX 2440 MHz _CH18_UHD 1M GFSK

Vertical



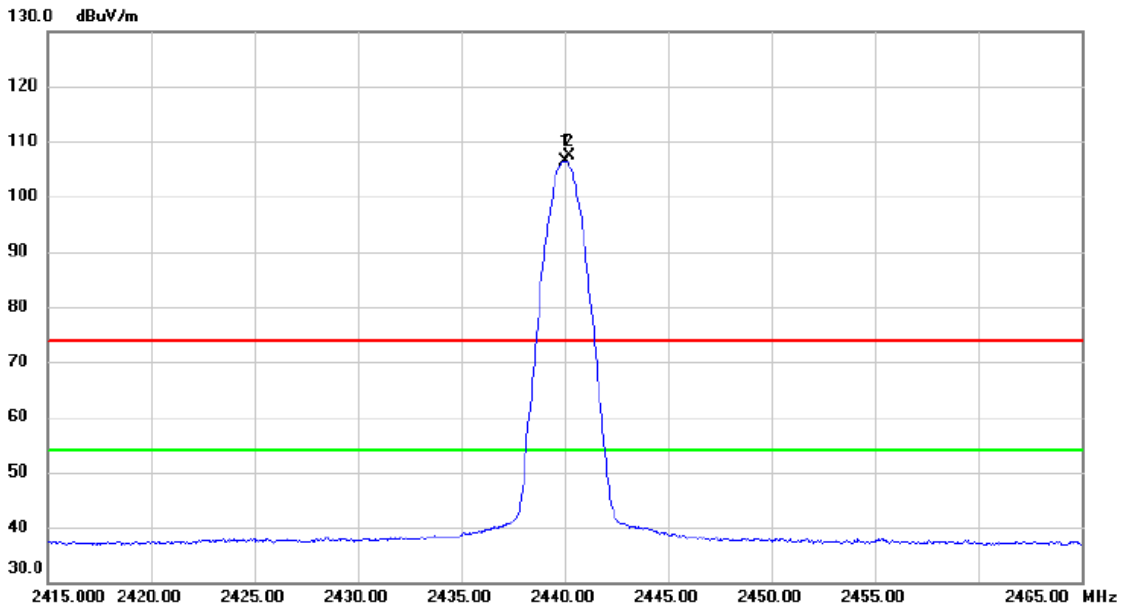
No.	Mk.	Freq. MHz	Reading Level dBuV	Correct Factor dB	Measure- ment dBuV/m	Limit dBuV/m	Margin dB	Detector	Comment
1	*	24926.800	15.62	30.44	46.06	60.00	-13.94	AVG	
2		24927.500	26.96	30.44	57.40	80.00	-22.60	peak	

REMARKS:

- (1) Measurement Value = Reading Level + Correct Factor.
- (2) Margin Level = Measurement Value - Limit Value.

Test Mode: TX 2440 MHz _CH18_UHD 1M GFSK

Horizontal



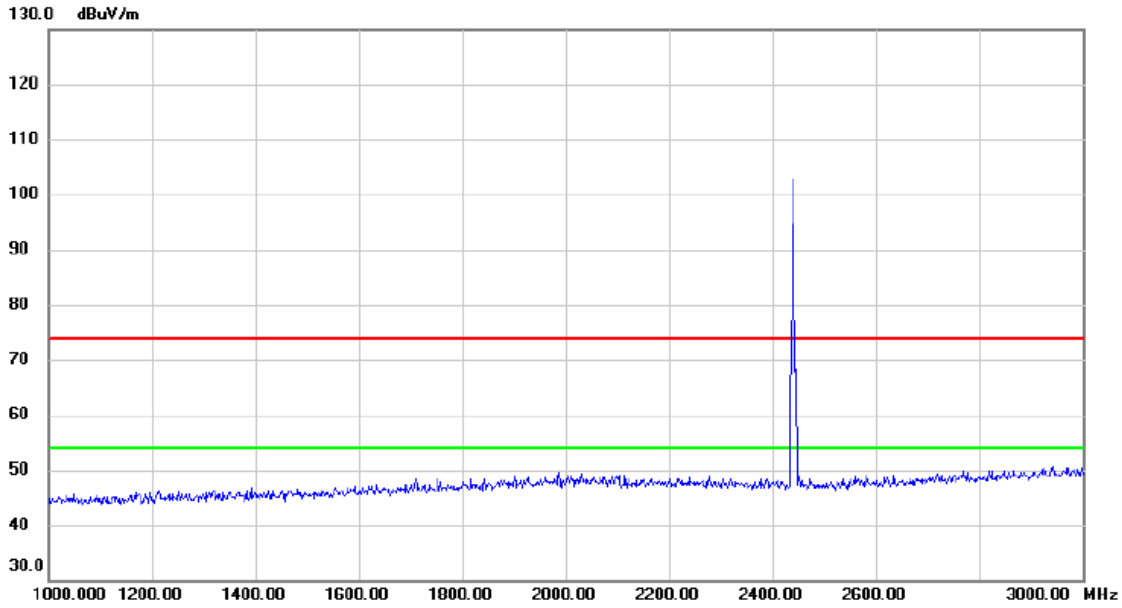
No.	Mk.	Freq.	Reading Level	Correct Factor	Measurement	Limit	Margin		
		MHz	dBuV	dB	dBuV/m	dBuV/m	dB	Detector	Comment
1	*	2440.000	99.64	6.84	106.48	54.00	52.48	AVG	No Limit
2	X	2440.250	100.45	6.84	107.29	74.00	33.29	peak	No Limit

REMARKS:

- (1) Measurement Value = Reading Level + Correct Factor.
- (2) Margin Level = Measurement Value - Limit Value.

Test Mode: TX 2440 MHz _CH18_UHD 1M GFSK

Horizontal



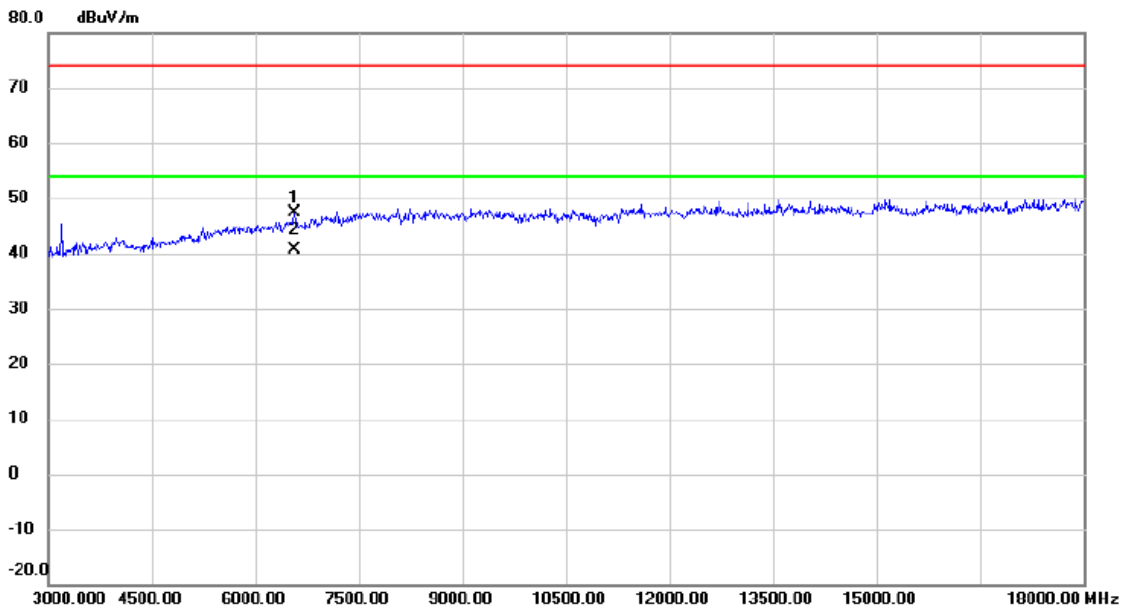
No. Mk.	Freq.	Reading Level	Correct Factor	Measurement	Limit	Margin	Detector	Comment
	MHz	dBuV	dB	dBuV/m	dBuV/m	dB		

REMARKS:

- (1) Measurement Value = Reading Level + Correct Factor.
- (2) Margin Level = Measurement Value - Limit Value.

Test Mode: TX 2440 MHz _CH18_UHD 1M GFSK

Horizontal



No.	Mk.	Freq. MHz	Reading Level dBuV	Correct Factor dB	Measure- ment dBuV/m	Limit dBuV/m	Margin dB	Detector	Comment
1		6570.000	39.44	7.93	47.37	74.00	-26.63	peak	
2	*	6570.120	32.63	7.93	40.56	54.00	-13.44	AVG	

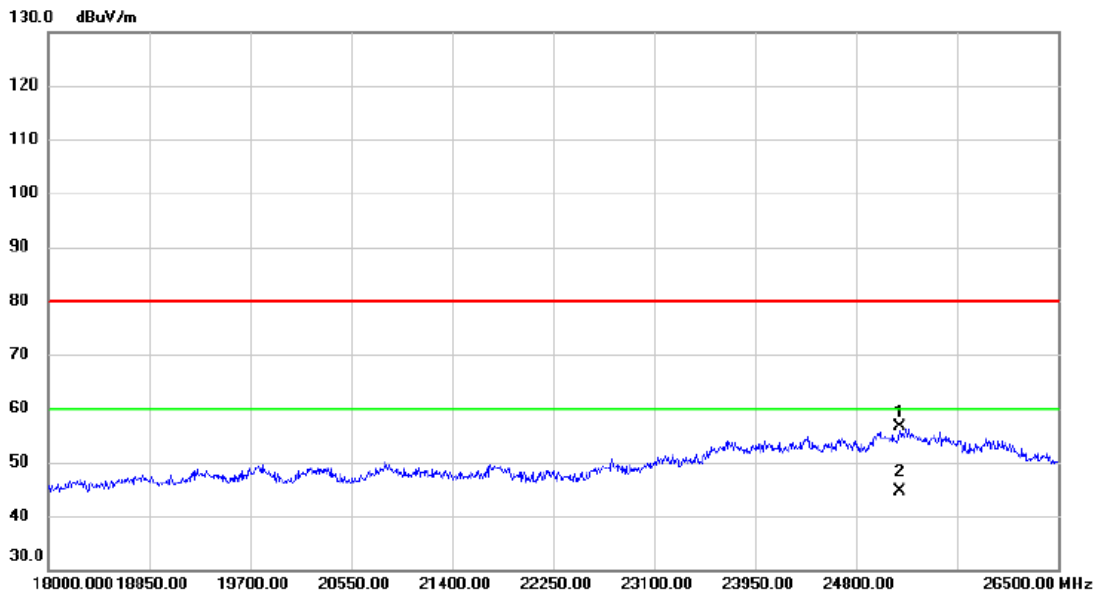
REMARKS:

(1) Measurement Value = Reading Level + Correct Factor.

(2) Margin Level = Measurement Value - Limit Value.

Test Mode: TX 2440 MHz _CH18_UHD 1M GFSK

Horizontal



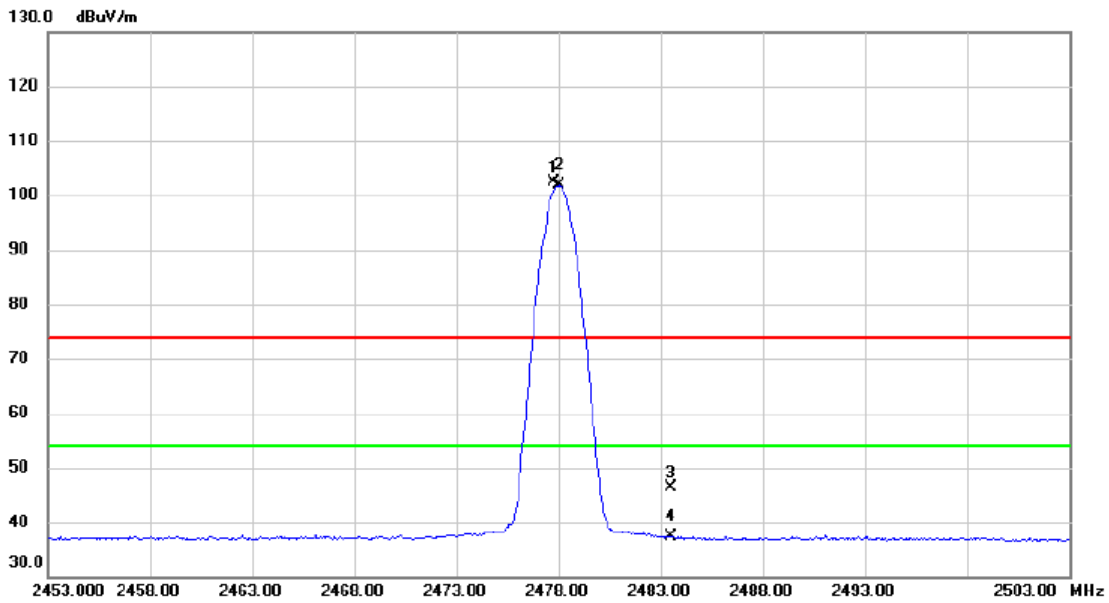
No.	Mk.	Freq. MHz	Reading Level dBuV	Correct Factor dB	Measure- ment dBuV/m	Limit dBuV/m	Margin dB	Detector	Comment
1		25165.500	26.36	30.38	56.74	80.00	-23.26	peak	
2	*	25165.511	14.37	30.38	44.75	60.00	-15.25	AVG	

REMARKS:

- (1) Measurement Value = Reading Level + Correct Factor.
- (2) Margin Level = Measurement Value - Limit Value.

Test Mode: TX 2478 MHz _CH37_UHD 1M GFSK

Vertical



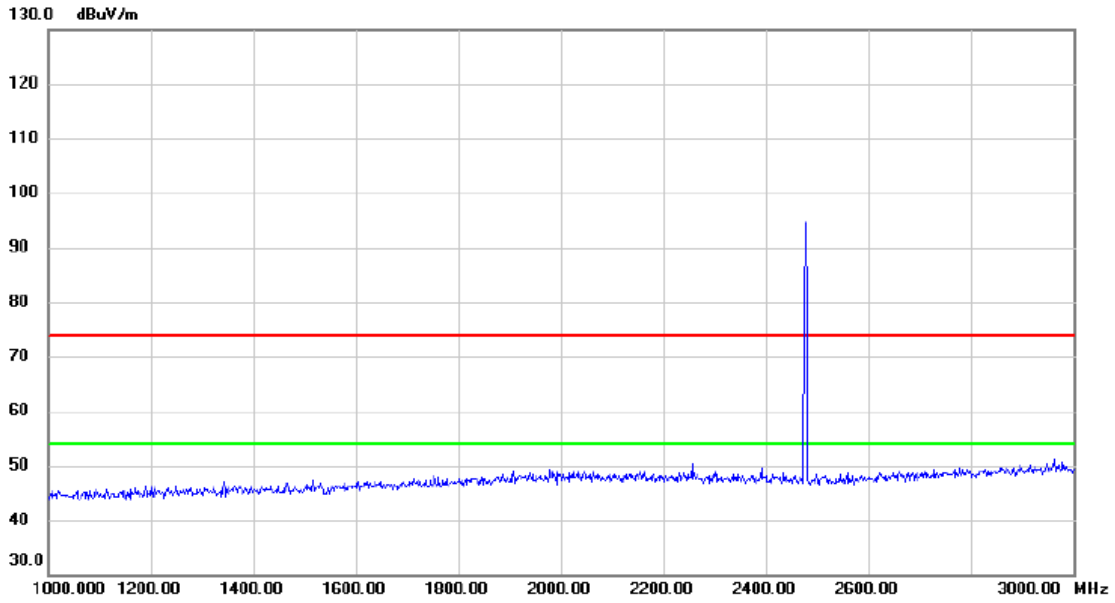
No.	Mk.	Freq. MHz	Reading Level dBuV	Correct Factor dB	Measure- ment dBuV/m	Limit dBuV/m	Margin dB	Detector	Comment
1	X	2477.750	95.69	6.79	102.48	74.00	28.48	peak	No Limit
2	*	2478.000	94.98	6.80	101.78	54.00	47.78	AVG	No Limit
3		2483.500	39.52	6.80	46.32	74.00	-27.68	peak	
4		2483.500	30.51	6.80	37.31	54.00	-16.69	AVG	

REMARKS:

- (1) Measurement Value = Reading Level + Correct Factor.
- (2) Margin Level = Measurement Value - Limit Value.

Test Mode: TX 2478 MHz _CH37_UHD 1M GFSK

Vertical



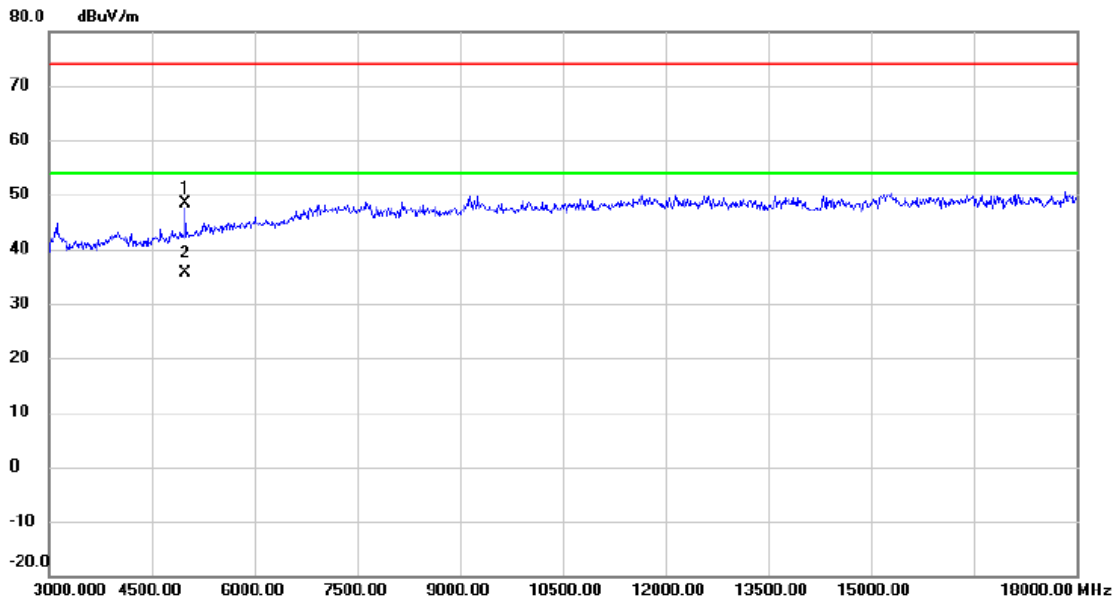
No.	Mk.	Freq.	Reading Level	Correct Factor	Measurement	Limit	Margin	Detector	Comment
		MHz	dBuV	dB	dBuV/m	dBuV/m	dB		

REMARKS:

- (1) Measurement Value = Reading Level + Correct Factor.
- (2) Margin Level = Measurement Value - Limit Value.

Test Mode: TX 2478 MHz _CH37_UHD 1M GFSK

Vertical



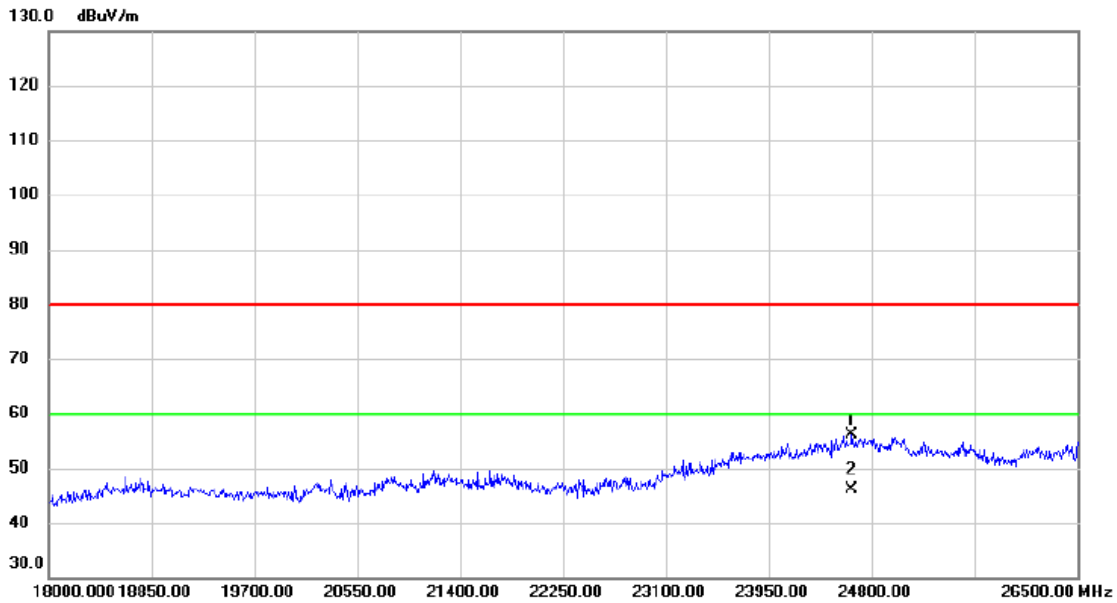
No.	Mk.	Freq. MHz	Reading Level dBuV	Correct Factor dB	Measure- ment dBuV/m	Limit dBuV/m	Margin dB	Detector	Comment
1		4995.000	44.28	4.12	48.40	74.00	-25.60	peak	
2	*	4995.000	31.55	4.12	35.67	54.00	-18.33	AVG	

REMARKS:

- (1) Measurement Value = Reading Level + Correct Factor.
- (2) Margin Level = Measurement Value - Limit Value.

Test Mode: TX 2478 MHz _CH37_UHD 1M GFSK

Vertical



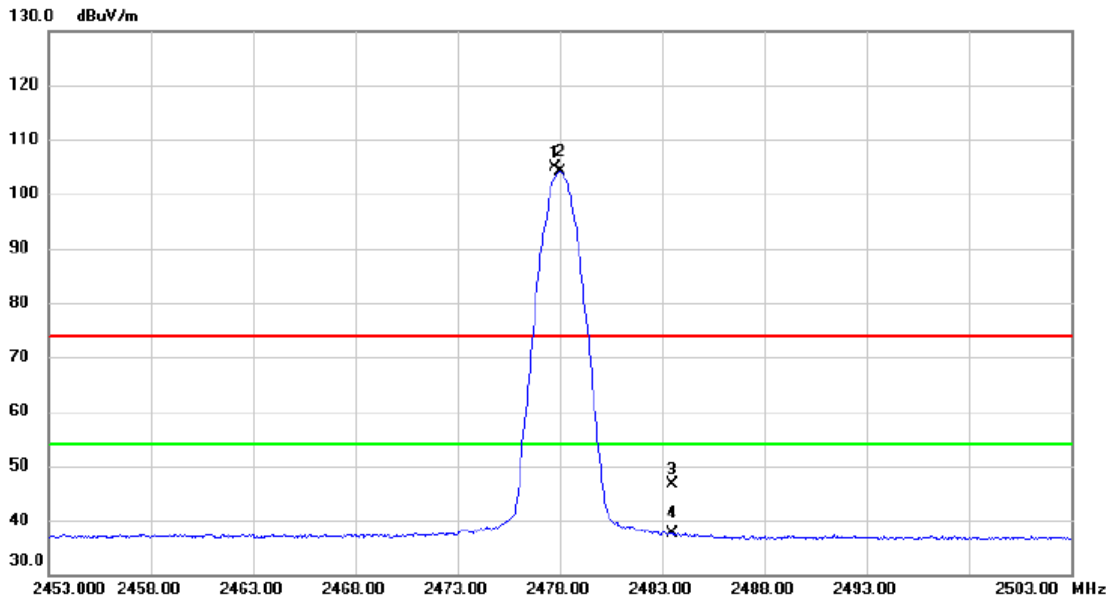
No.	Mk.	Freq. MHz	Reading Level dBuV	Correct Factor dB	Measure- ment dBuV/m	Limit dBuV/m	Margin dB	Detector	Comment
1		24638.500	26.04	30.03	56.07	80.00	-23.93	peak	
2	*	24638.545	16.01	30.03	46.04	60.00	-13.96	AVG	

REMARKS:

- (1) Measurement Value = Reading Level + Correct Factor.
- (2) Margin Level = Measurement Value - Limit Value.

Test Mode: TX 2478 MHz _CH37_UHD 1M GFSK

Horizontal



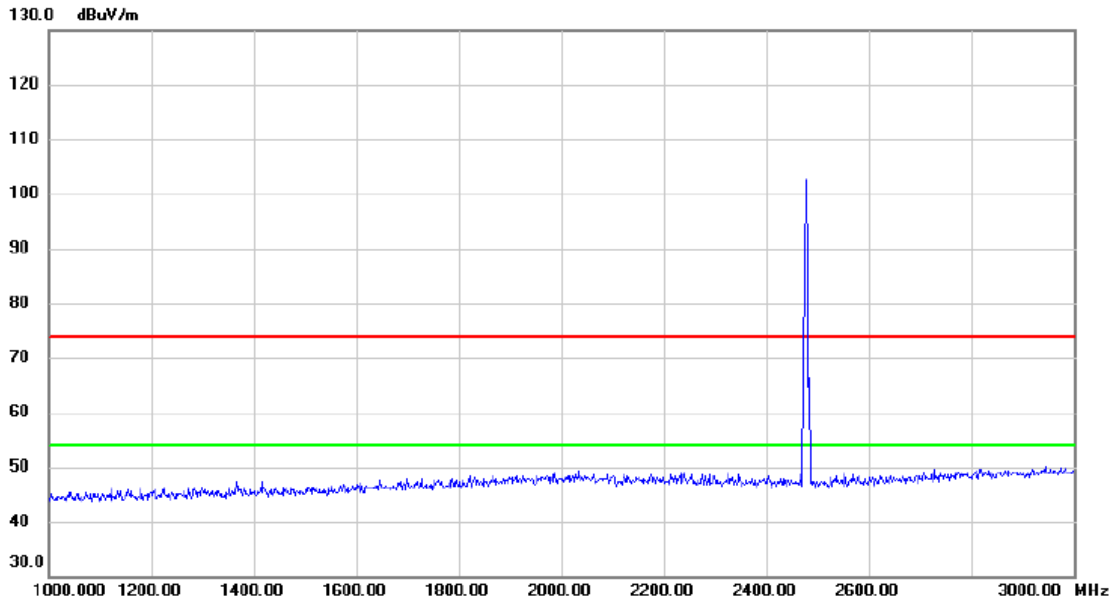
No.	Mk.	Freq. MHz	Reading Level dBuV	Correct Factor dB	Measure- ment dBuV/m	Limit dBuV/m	Margin dB	Detector	Comment
1	X	2477.750	98.04	6.79	104.83	74.00	30.83	peak	No Limit
2	*	2478.050	97.27	6.80	104.07	54.00	50.07	AVG	No Limit
3		2483.500	39.77	6.80	46.57	74.00	-27.43	peak	
4		2483.500	30.83	6.80	37.63	54.00	-16.37	AVG	

REMARKS:

- (1) Measurement Value = Reading Level + Correct Factor.
- (2) Margin Level = Measurement Value - Limit Value.

Test Mode: TX 2478 MHz _CH37_UHD 1M GFSK

Horizontal



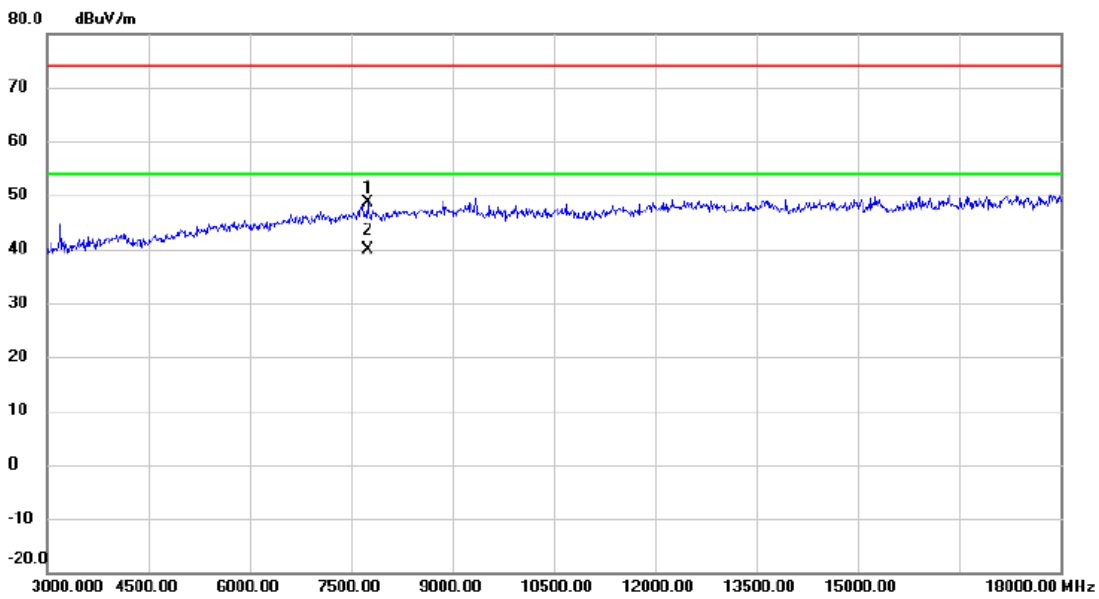
No. Mk.	Freq.	Reading Level	Correct Factor	Measurement	Limit	Margin	Detector	Comment
	MHz	dBuV	dB	dBuV/m	dBuV/m	dB		

REMARKS:

- (1) Measurement Value = Reading Level + Correct Factor.
- (2) Margin Level = Measurement Value - Limit Value.

Test Mode: TX 2478 MHz _CH37_UHD 1M GFSK

Horizontal



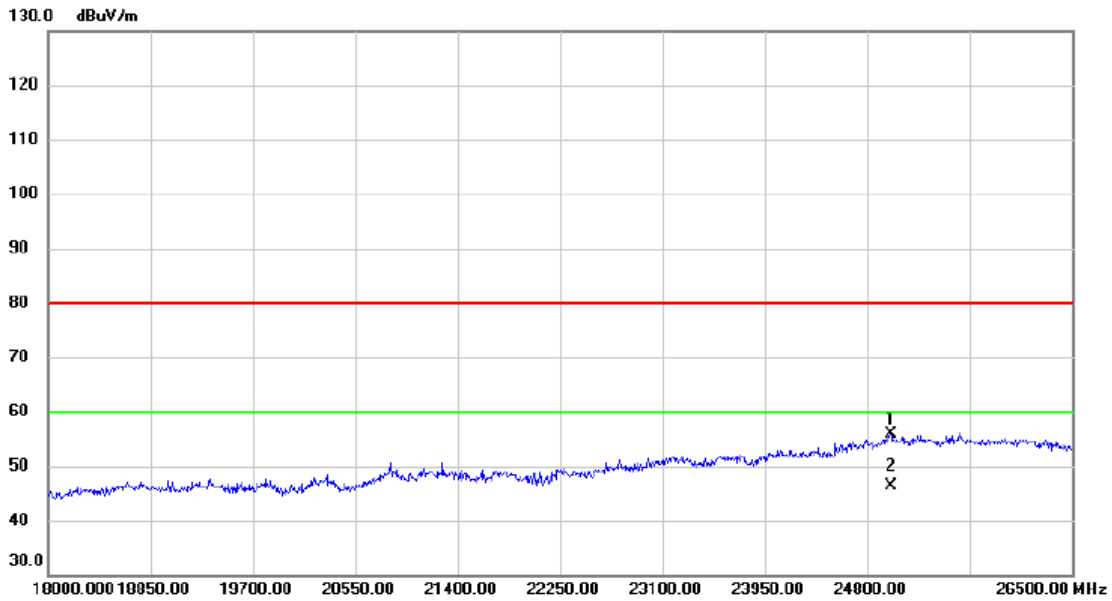
No.	Mk.	Freq. MHz	Reading Level dBuV	Correct Factor dB	Measure- ment dBuV/m	Limit dBuV/m	Margin dB	Detector	Comment
1		7740.000	39.04	9.50	48.54	74.00	-25.46	peak	
2	*	7740.220	30.42	9.50	39.92	54.00	-14.08	AVG	

REMARKS:

- (1) Measurement Value = Reading Level + Correct Factor.
- (2) Margin Level = Measurement Value - Limit Value.

Test Mode: TX 2478 MHz _CH37_UHD 1M GFSK

Horizontal



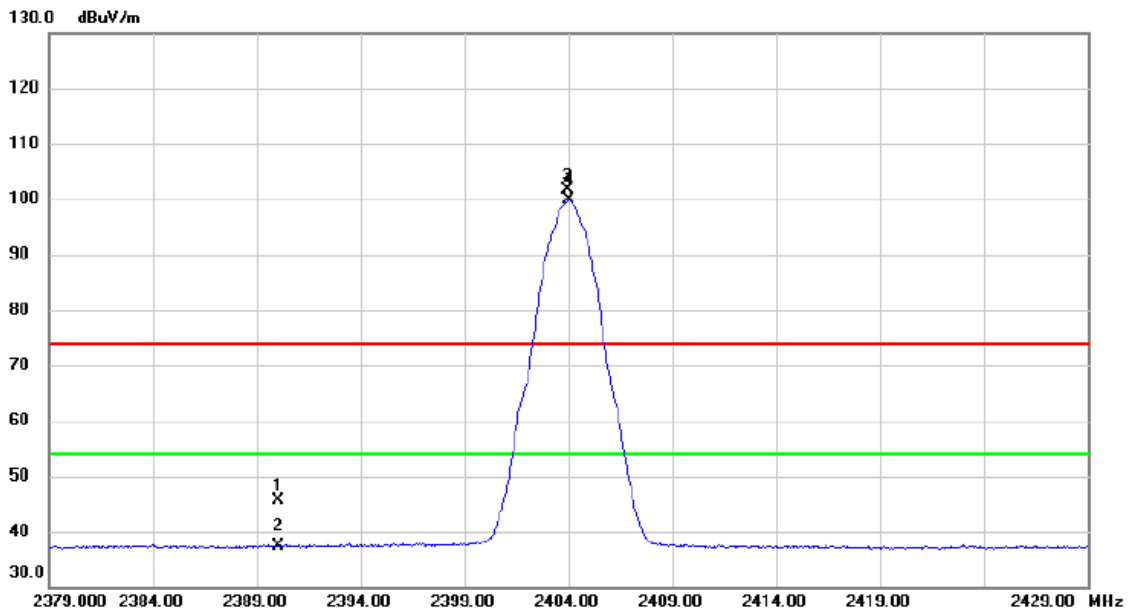
No.	Mk.	Freq. MHz	Reading Level dBuV	Correct Factor dB	Measure- ment dBuV/m	Limit dBuV/m	Margin dB	Detector	Comment
1		24995.500	25.44	30.53	55.97	80.00	-24.03	peak	
2	*	24995.500	15.86	30.53	46.39	60.00	-13.61	AVG	

REMARKS:

- (1) Measurement Value = Reading Level + Correct Factor.
- (2) Margin Level = Measurement Value - Limit Value.

Test Mode: TX 2404 MHz _CH00_UHD 2M GFSK

Vertical



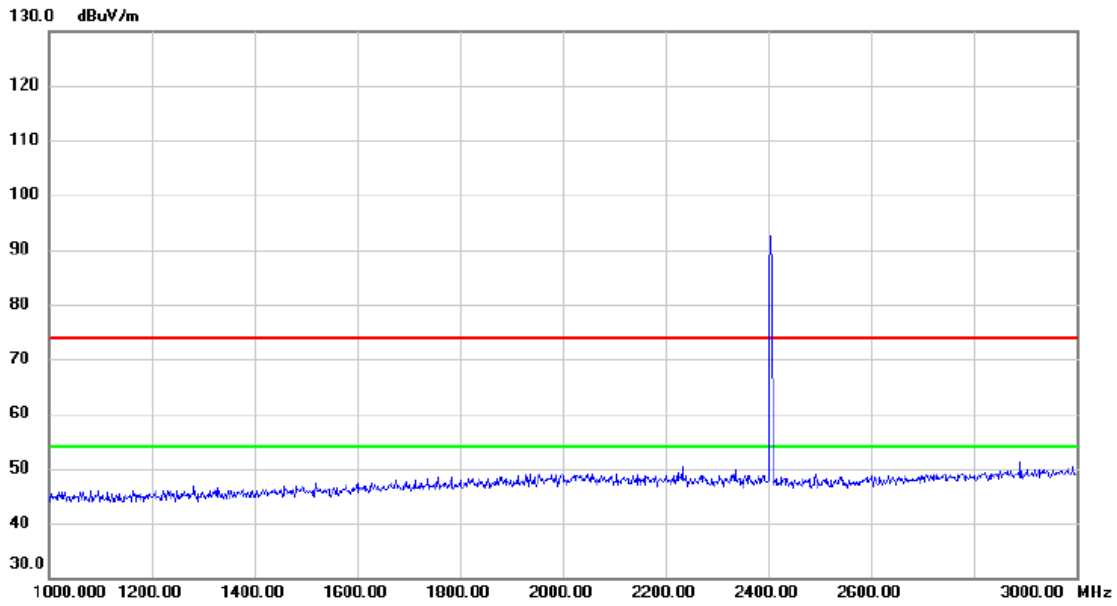
No.	Mk.	Freq. MHz	Reading Level dBuV	Correct Factor dB	Measure- ment dBuV/m	Limit dBuV/m	Margin dB	Detector	Comment
1		2390.000	38.78	6.89	45.67	74.00	-28.33	peak	
2		2390.000	30.44	6.89	37.33	54.00	-16.67	AVG	
3	X	2403.950	94.83	6.88	101.71	74.00	27.71	peak	No Limit
4	*	2404.000	92.91	6.88	99.79	54.00	45.79	AVG	No Limit

REMARKS:

- (1) Measurement Value = Reading Level + Correct Factor.
- (2) Margin Level = Measurement Value - Limit Value.

Test Mode: TX 2404 MHz _CH00_UHD 2M GFSK

Vertical



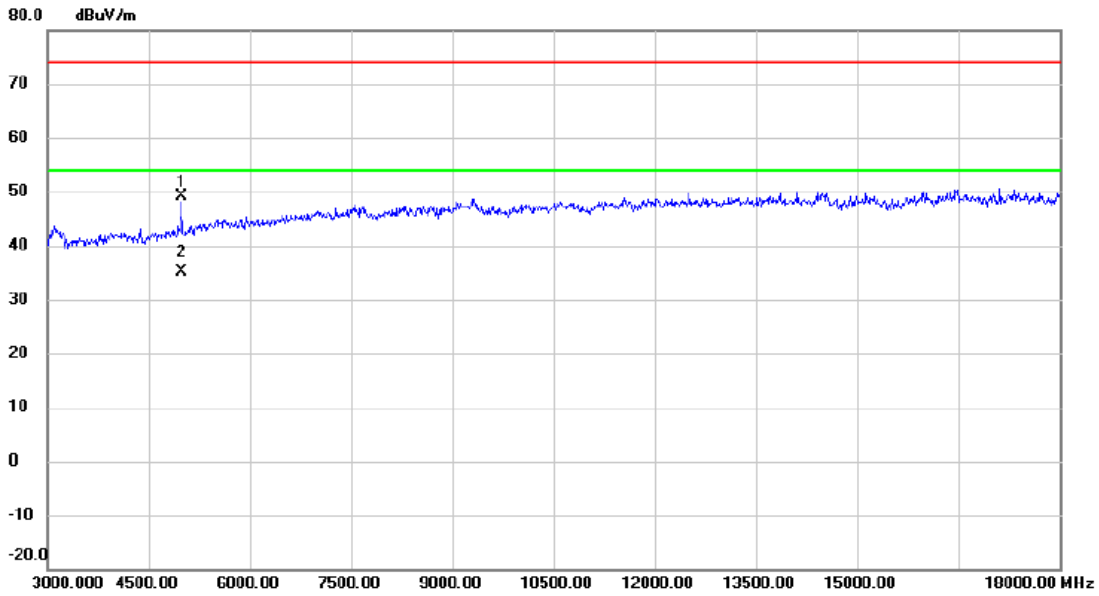
No.	Mk.	Freq.	Reading Level	Correct Factor	Measurement	Limit	Margin	Detector	Comment
		MHz	dBuV	dB	dBuV/m	dBuV/m	dB		

REMARKS:

- (1) Measurement Value = Reading Level + Correct Factor.
- (2) Margin Level = Measurement Value - Limit Value.

Test Mode: TX 2404 MHz _CH00_UHD 2M GFSK

Vertical



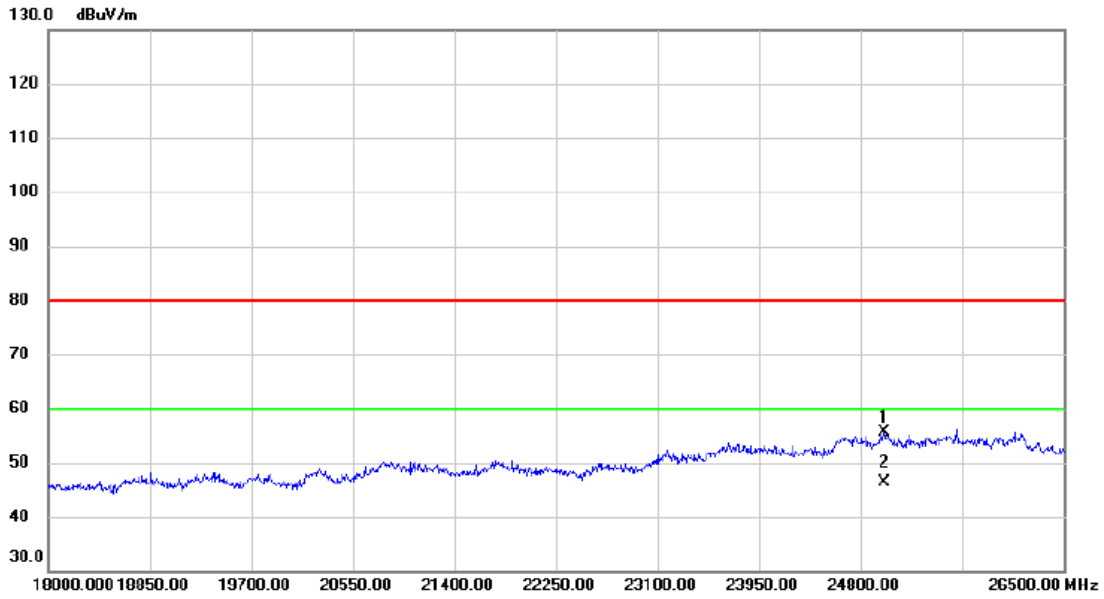
No.	Mk.	Freq. MHz	Reading Level dBuV	Correct Factor dB	Measure- ment dBuV/m	Limit dBuV/m	Margin dB	Detector	Comment
1		4980.000	45.05	4.07	49.12	74.00	-24.88	peak	
2	*	4980.000	31.13	4.07	35.20	54.00	-18.80	AVG	

REMARKS:

- (1) Measurement Value = Reading Level + Correct Factor.
- (2) Margin Level = Measurement Value - Limit Value.

Test Mode: TX 2404 MHz _CH00_UHD 2M GFSK

Vertical



No.	Mk.	Freq. MHz	Reading Level dBuV	Correct Factor dB	Measure- ment dBuV/m	Limit dBuV/m	Margin dB	Detector	Comment
1		24995.500	25.02	30.53	55.55	80.00	-24.45	peak	
2	*	24995.500	15.77	30.53	46.30	60.00	-13.70	AVG	

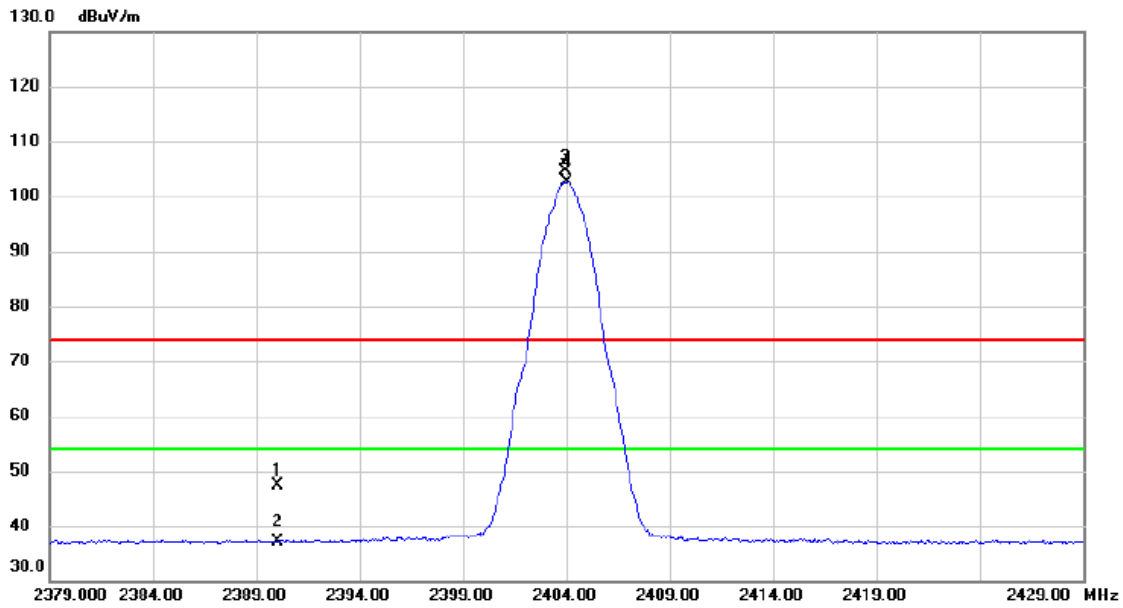
REMARKS:

(1) Measurement Value = Reading Level + Correct Factor.

(2) Margin Level = Measurement Value - Limit Value.

Test Mode: TX 2404 MHz _CH00_UHD 2M GFSK

Horizontal



No.	Mk.	Freq. MHz	Reading Level dBuV	Correct Factor dB	Measure- ment dBuV/m	Limit dBuV/m	Margin dB	Detector	Comment
1		2390.000	40.42	6.89	47.31	74.00	-26.69	peak	
2		2390.000	30.19	6.89	37.08	54.00	-16.92	AVG	
3	X	2403.950	97.70	6.88	104.58	74.00	30.58	peak	No Limit
4	*	2404.050	95.64	6.88	102.52	54.00	48.52	AVG	No Limit

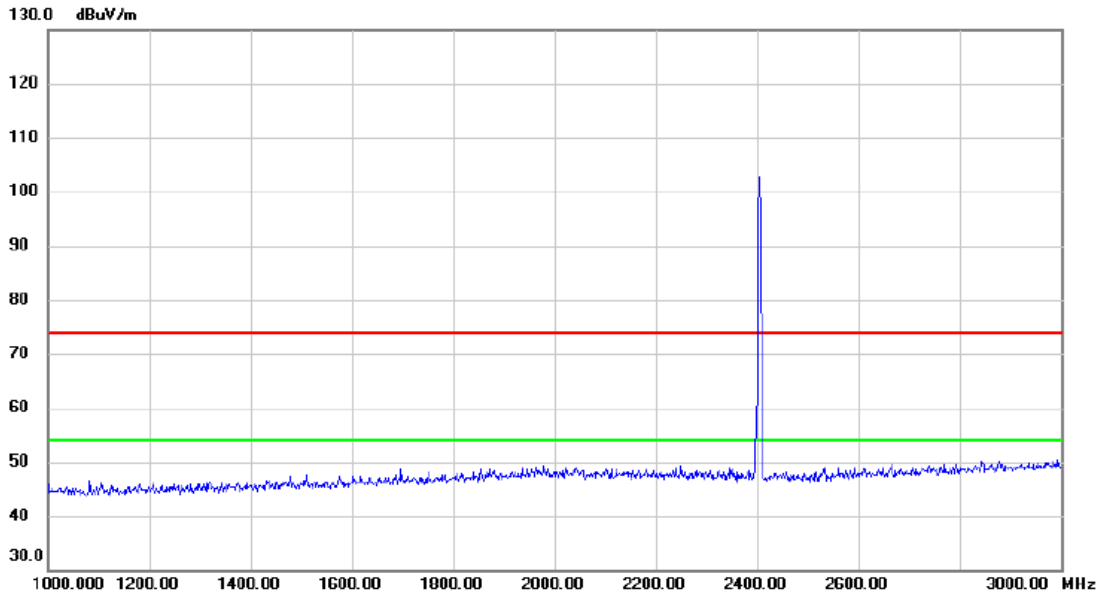
REMARKS:

(1) Measurement Value = Reading Level + Correct Factor.

(2) Margin Level = Measurement Value - Limit Value.

Test Mode: TX 2404 MHz _CH00_UHD 2M GFSK

Horizontal



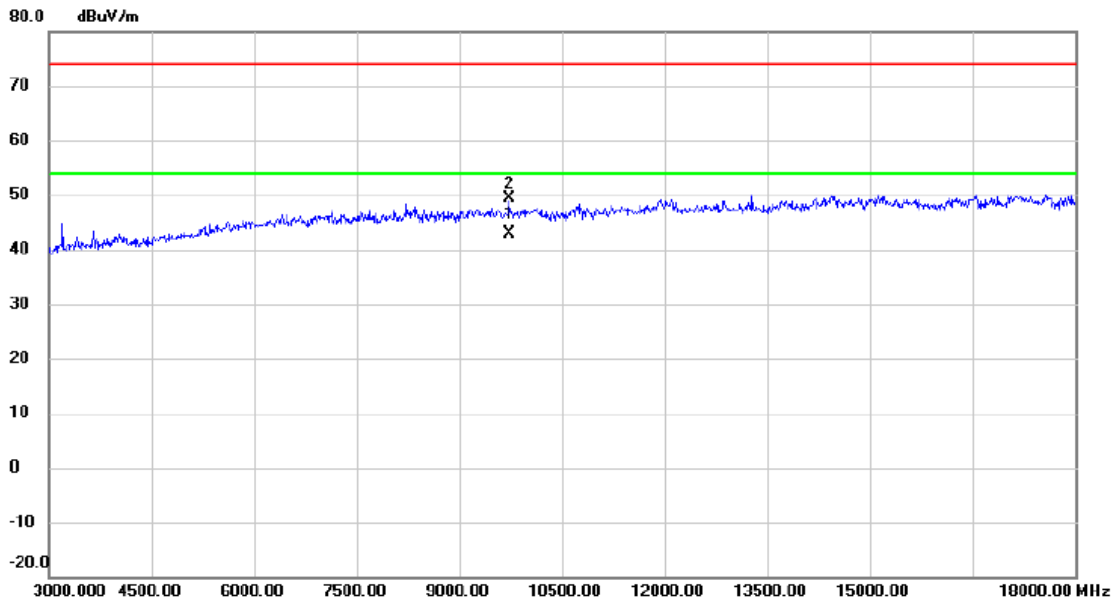
No.	Mk.	Freq.	Reading Level	Correct Factor	Measurement	Limit	Margin	Detector	Comment
		MHz	dBuV	dB	dBuV/m	dBuV/m	dB		

REMARKS:

- (1) Measurement Value = Reading Level + Correct Factor.
- (2) Margin Level = Measurement Value - Limit Value.

Test Mode: TX 2404 MHz _CH00_UHD 2M GFSK

Horizontal



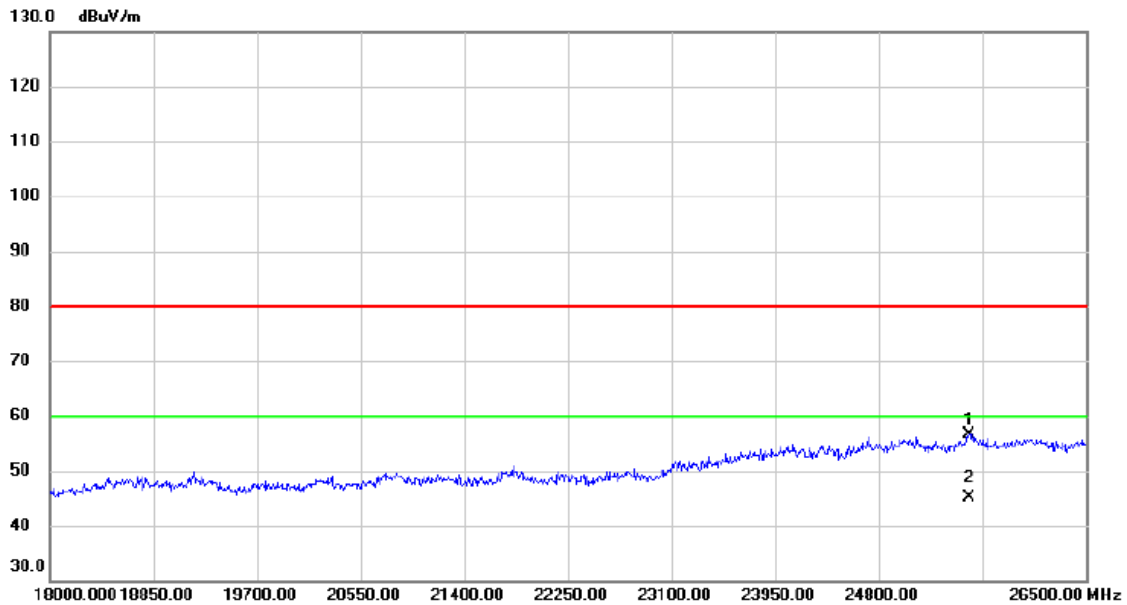
No.	Mk.	Freq. MHz	Reading Level dBuV	Correct Factor dB	Measure- ment dBuV/m	Limit dBuV/m	Margin dB	Detector	Comment
1	*	9734.863	32.00	11.00	43.00	54.00	-11.00	AVG	
2		9735.000	38.36	11.00	49.36	74.00	-24.64	peak	

REMARKS:

- (1) Measurement Value = Reading Level + Correct Factor.
- (2) Margin Level = Measurement Value - Limit Value.

Test Mode: TX 2404 MHz _CH00_UHD 2M GFSK

Horizontal



No.	Mk.	Freq. MHz	Reading Level dBuV	Correct Factor dB	Measure- ment dBuV/m	Limit dBuV/m	Margin dB	Detector	Comment
1		25539.500	26.62	30.11	56.73	80.00	-23.27	peak	
2	*	25539.500	14.96	30.11	45.07	60.00	-14.93	AVG	

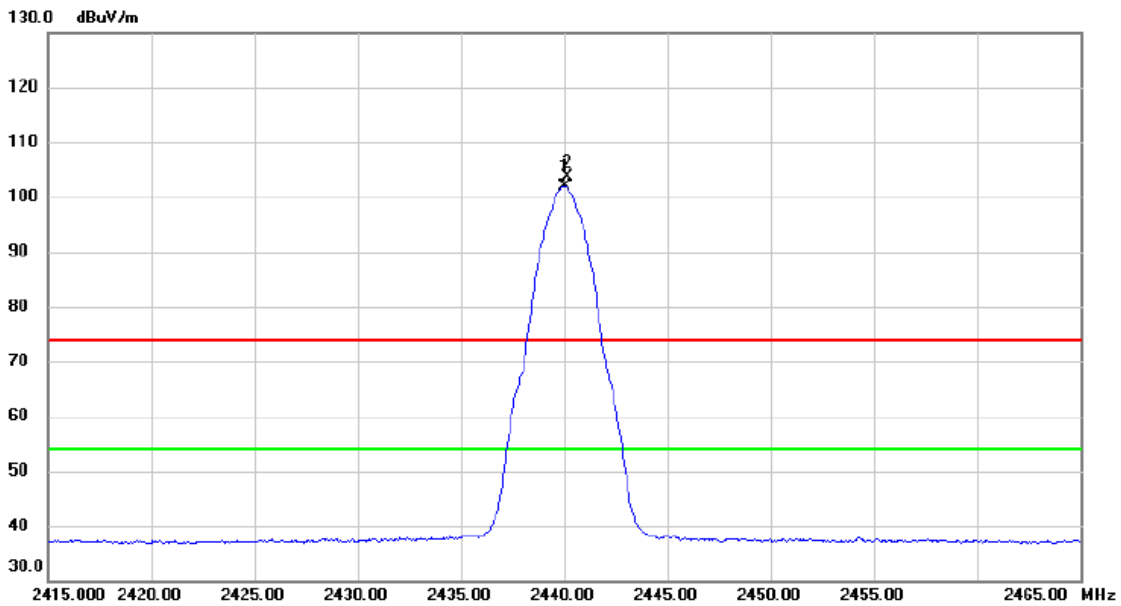
REMARKS:

(1) Measurement Value = Reading Level + Correct Factor.

(2) Margin Level = Measurement Value - Limit Value.

Test Mode: TX 2440 MHz _CH18_UHD 2M GFSK

Vertical



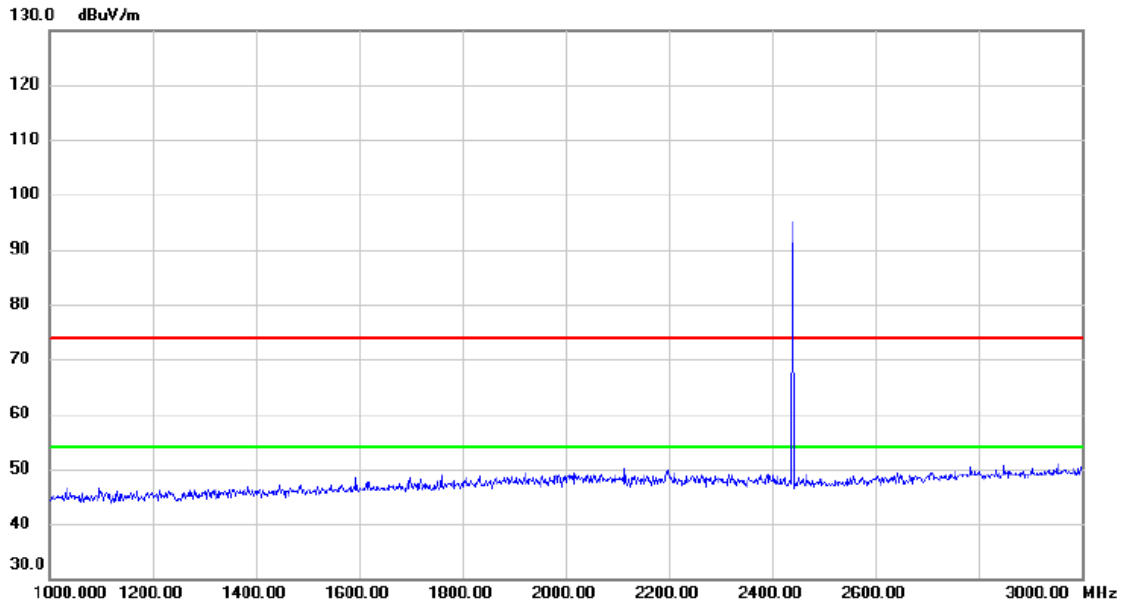
No.	Mk.	Freq. MHz	Reading Level dBuV	Correct Factor dB	Measure- ment dBuV/m	Limit dBuV/m	Margin dB	Detector	Comment
1	*	2440.050	95.13	6.84	101.97	54.00	47.97	AVG	No Limit
2	X	2440.150	96.85	6.84	103.69	74.00	29.69	peak	No Limit

REMARKS:

- (1) Measurement Value = Reading Level + Correct Factor.
- (2) Margin Level = Measurement Value - Limit Value.

Test Mode: TX 2440 MHz _CH18_UHD 2M GFSK

Vertical



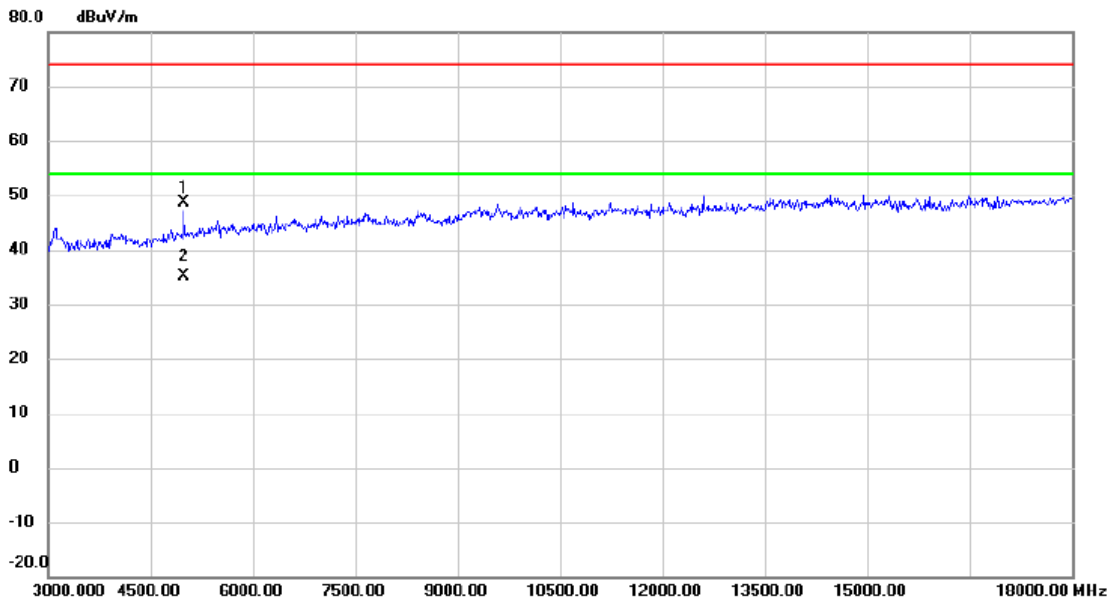
No.	Mk.	Freq.	Reading Level	Correct Factor	Measurement	Limit	Margin	Detector	Comment
		MHz	dBuV	dB	dBuV/m	dBuV/m	dB		

REMARKS:

- (1) Measurement Value = Reading Level + Correct Factor.
- (2) Margin Level = Measurement Value - Limit Value.

Test Mode: TX 2440 MHz _CH18_UHD 2M GFSK

Vertical



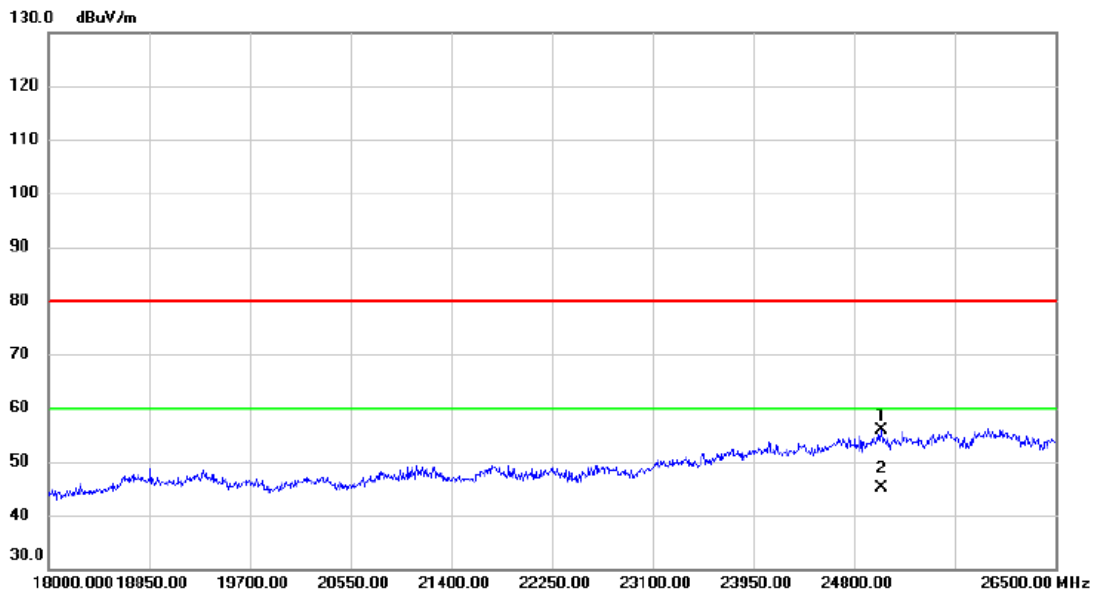
No.	Mk.	Freq. MHz	Reading Level dBuV	Correct Factor dB	Measure- ment dBuV/m	Limit dBuV/m	Margin dB	Detector	Comment
1		4980.000	44.53	4.07	48.60	74.00	-25.40	peak	
2	*	4980.000	31.03	4.07	35.10	54.00	-18.90	AVG	

REMARKS:

- (1) Measurement Value = Reading Level + Correct Factor.
- (2) Margin Level = Measurement Value - Limit Value.

Test Mode: TX 2440 MHz _CH18_UHD 2M GFSK

Vertical



No.	Mk.	Freq. MHz	Reading Level dBuV	Correct Factor dB	Measure- ment dBuV/m	Limit dBuV/m	Margin dB	Detector	Comment
1		25029.500	25.37	30.50	55.87	80.00	-24.13	peak	
2	*	25029.521	14.63	30.50	45.13	60.00	-14.87	AVG	

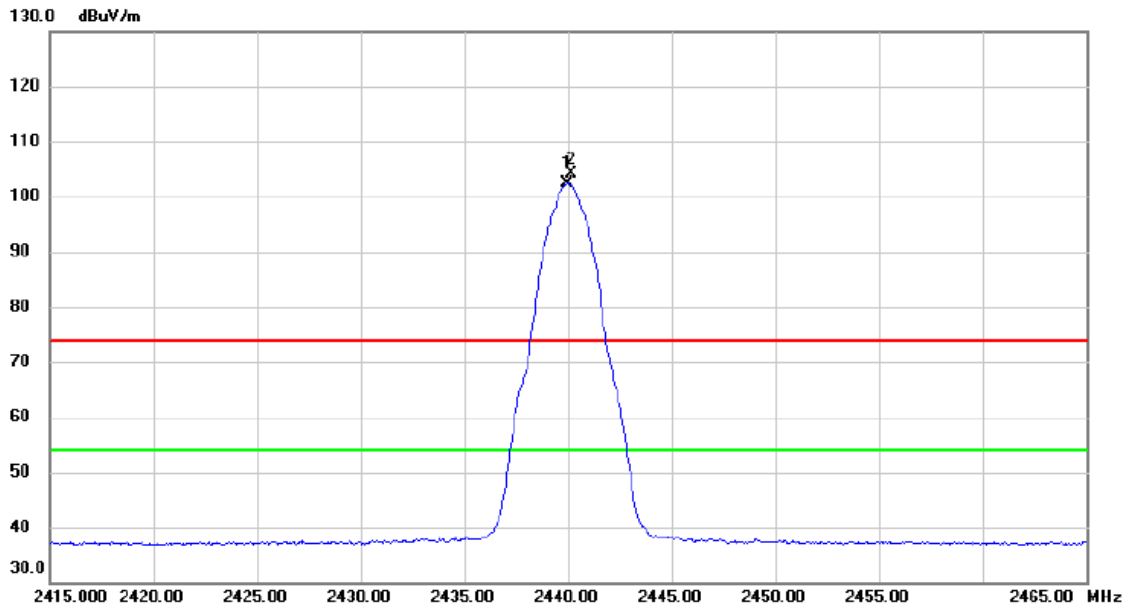
REMARKS:

(1) Measurement Value = Reading Level + Correct Factor.

(2) Margin Level = Measurement Value - Limit Value.

Test Mode: TX 2440 MHz _CH18_UHD 2M GFSK

Horizontal



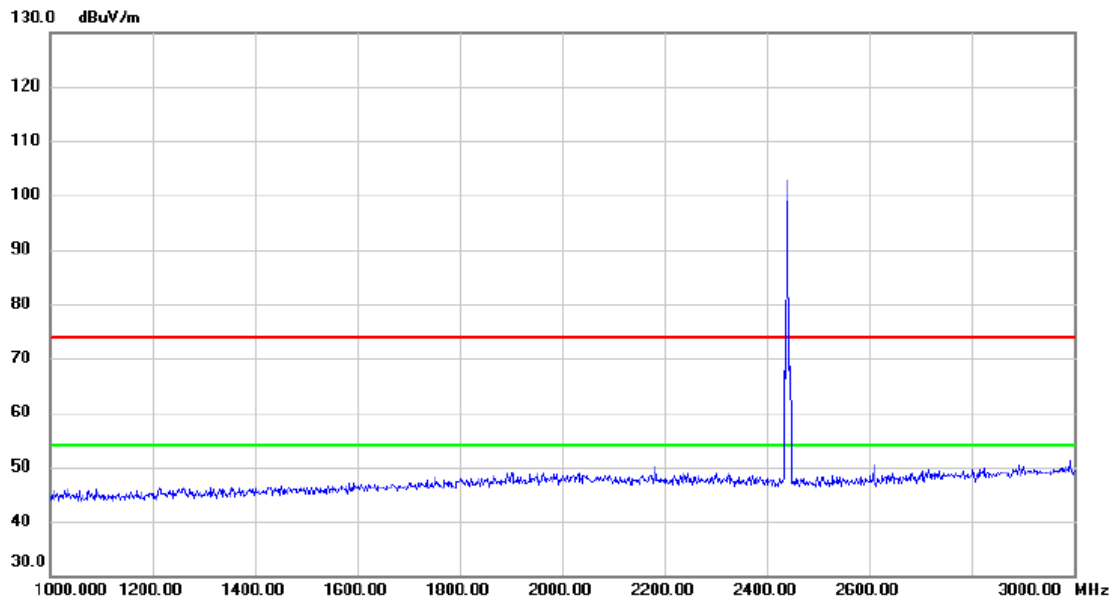
No.	Mk.	Freq. MHz	Reading Level dBuV	Correct Factor dB	Measure- ment dBuV/m	Limit dBuV/m	Margin dB	Detector	Comment
1	*	2439.950	95.45	6.84	102.29	54.00	48.29	AVG	No Limit
2	X	2440.150	97.34	6.84	104.18	74.00	30.18	peak	No Limit

REMARKS:

- (1) Measurement Value = Reading Level + Correct Factor.
- (2) Margin Level = Measurement Value - Limit Value.

Test Mode: TX 2440 MHz _CH18_UHD 2M GFSK

Horizontal



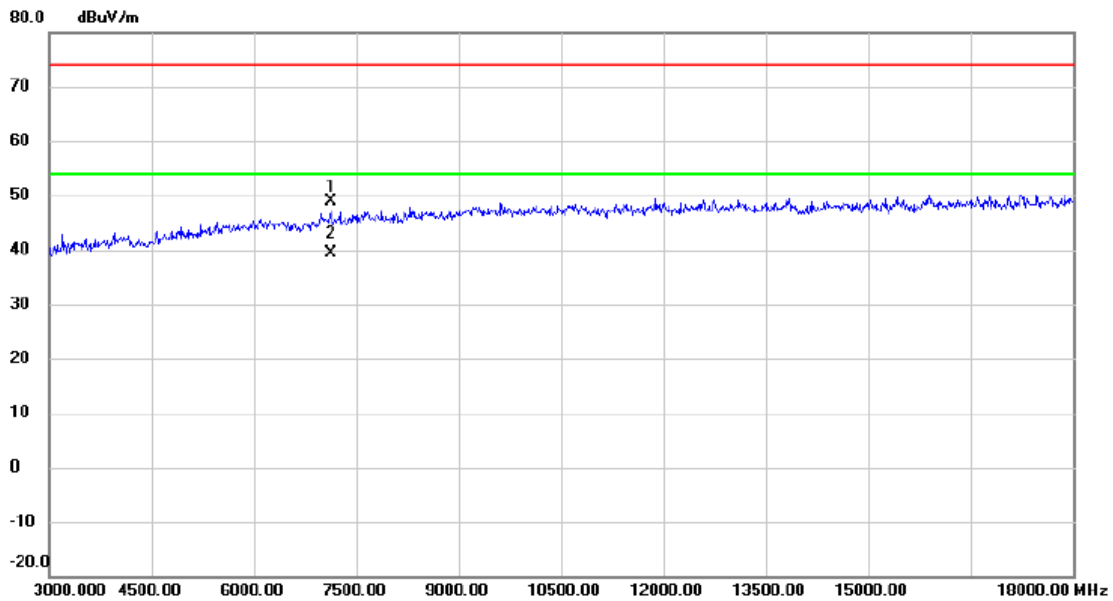
No.	Mk.	Freq.	Reading Level	Correct Factor	Measurement	Limit	Margin	Detector	Comment
		MHz	dBuV	dB	dBuV/m	dBuV/m	dB		

REMARKS:

- (1) Measurement Value = Reading Level + Correct Factor.
- (2) Margin Level = Measurement Value - Limit Value.

Test Mode: TX 2440 MHz _CH18_UHD 2M GFSK

Horizontal



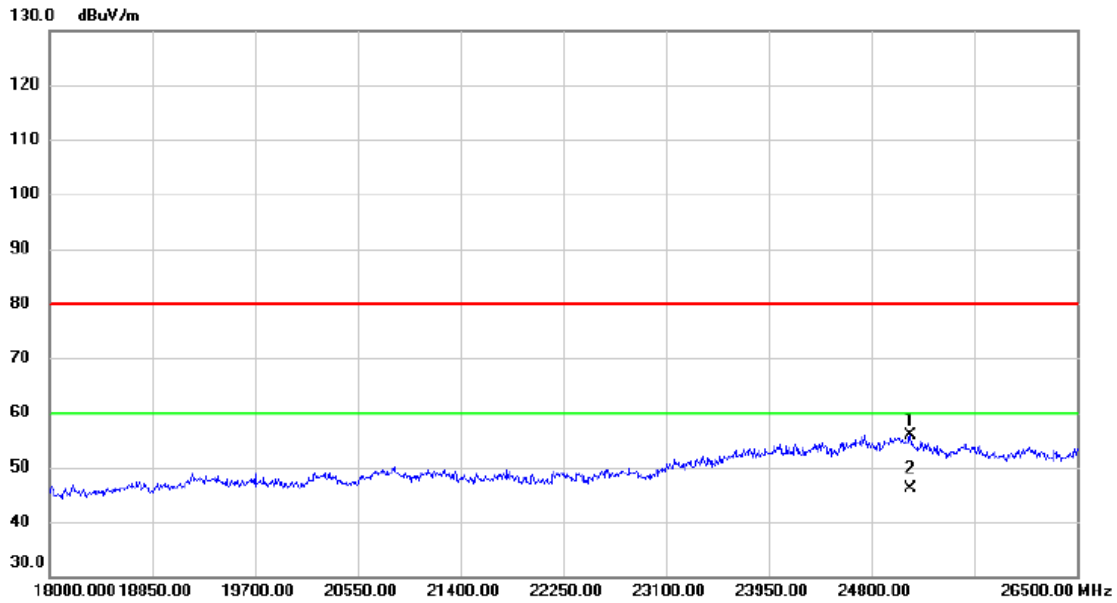
No.	Mk.	Freq. MHz	Reading Level dBuV	Correct Factor dB	Measure- ment dBuV/m	Limit dBuV/m	Margin dB	Detector	Comment
1		7125.000	39.88	9.04	48.92	74.00	-25.08	peak	
2	*	7125.023	30.27	9.05	39.32	54.00	-14.68	AVG	

REMARKS:

- (1) Measurement Value = Reading Level + Correct Factor.
- (2) Margin Level = Measurement Value - Limit Value.

Test Mode: TX 2440 MHz _CH18_UHD 2M GFSK

Horizontal



No.	Mk.	Freq. MHz	Reading Level dBuV	Correct Factor dB	Measure- ment dBuV/m	Limit dBuV/m	Margin dB	Detector	Comment
1		25123.000	25.53	30.42	55.95	80.00	-24.05	peak	
2	*	25123.214	15.63	30.42	46.05	60.00	-13.95	AVG	

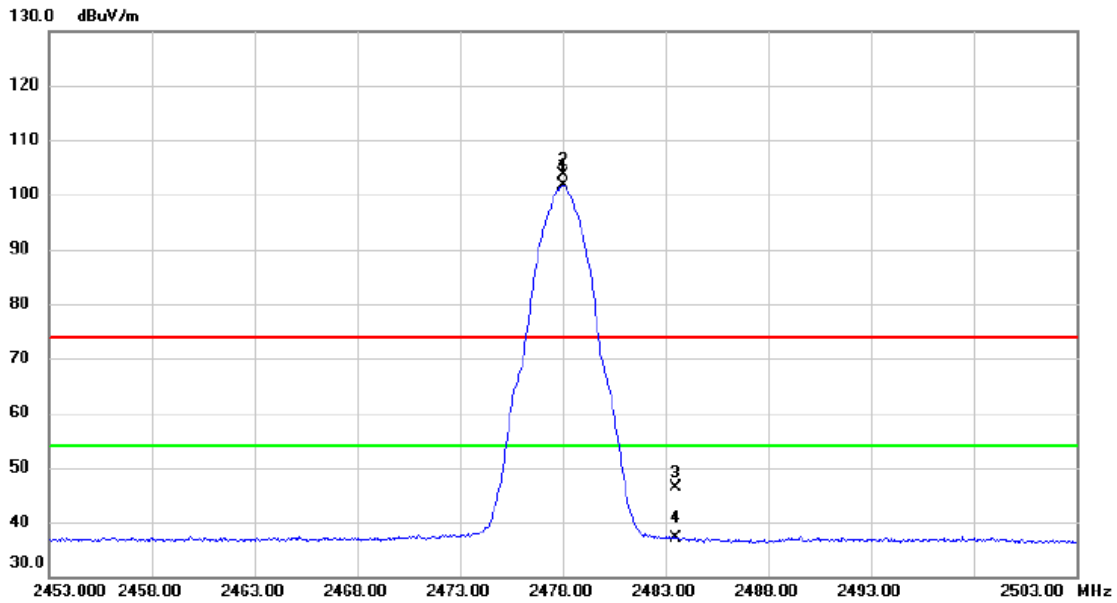
REMARKS:

(1) Measurement Value = Reading Level + Correct Factor.

(2) Margin Level = Measurement Value - Limit Value.

Test Mode: TX 2478 MHz _CH37_UHD 2M GFSK

Vertical



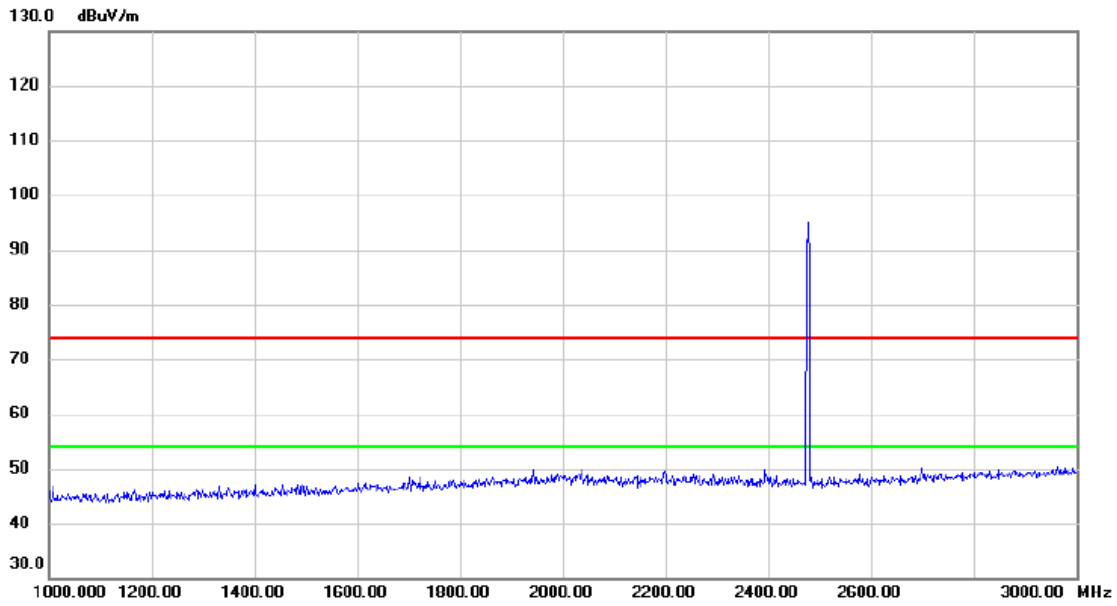
No.	Mk.	Freq. MHz	Reading Level dBuV	Correct Factor dB	Measure- ment dBuV/m	Limit dBuV/m	Margin dB	Detector	Comment
1	*	2478.000	94.80	6.80	101.60	54.00	47.60	AVG	No Limit
2	X	2478.050	96.83	6.80	103.63	74.00	29.63	peak	No Limit
3		2483.500	39.52	6.80	46.32	74.00	-27.68	peak	
4		2483.500	30.35	6.80	37.15	54.00	-16.85	AVG	

REMARKS:

- (1) Measurement Value = Reading Level + Correct Factor.
- (2) Margin Level = Measurement Value - Limit Value.

Test Mode: TX 2478 MHz _CH37_UHD 2M GFSK

Vertical



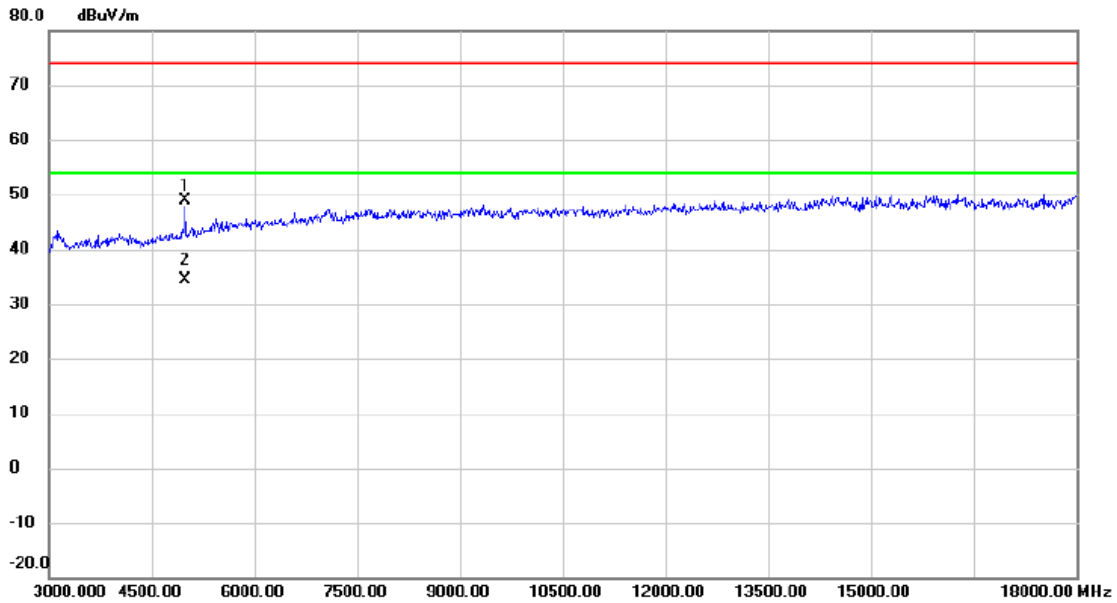
No.	Mk.	Freq.	Reading Level	Correct Factor	Measurement	Limit	Margin	Detector	Comment
		MHz	dBuV	dB	dBuV/m	dBuV/m	dB		

REMARKS:

- (1) Measurement Value = Reading Level + Correct Factor.
- (2) Margin Level = Measurement Value - Limit Value.

Test Mode: TX 2478 MHz _CH37_UHD 2M GFSK

Vertical



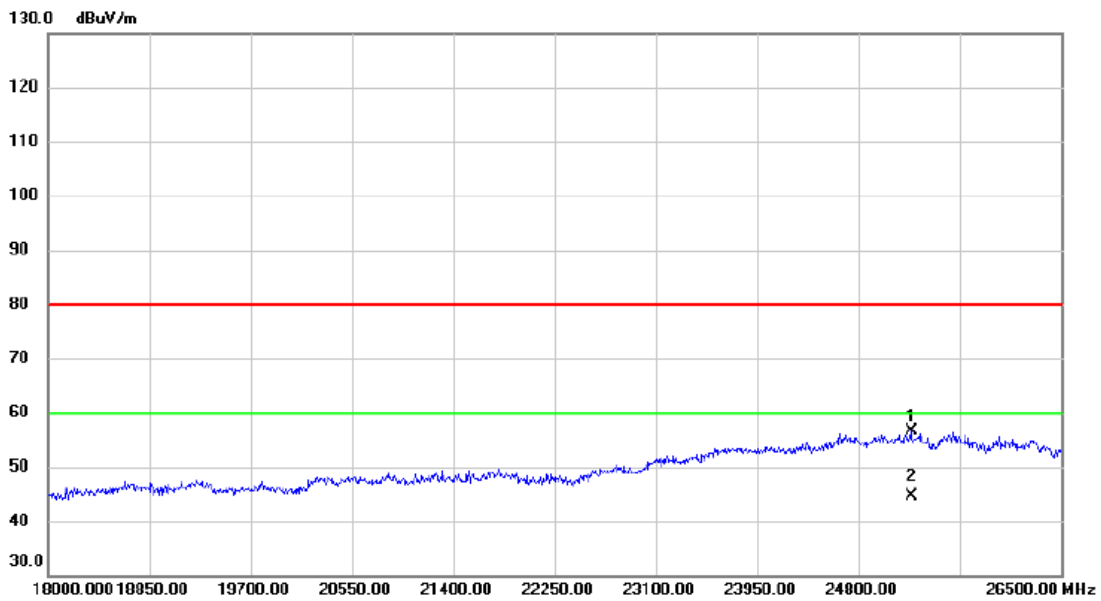
No.	Mk.	Freq. MHz	Reading Level dBuV	Correct Factor dB	Measure- ment dBuV/m	Limit dBuV/m	Margin dB	Detector	Comment
1		4995.000	44.88	4.12	49.00	74.00	-25.00	peak	
2	*	4995.000	30.15	4.12	34.27	54.00	-19.73	AVG	

REMARKS:

- (1) Measurement Value = Reading Level + Correct Factor.
- (2) Margin Level = Measurement Value - Limit Value.

Test Mode: TX 2478 MHz _CH37_UHD 2M GFSK

Vertical



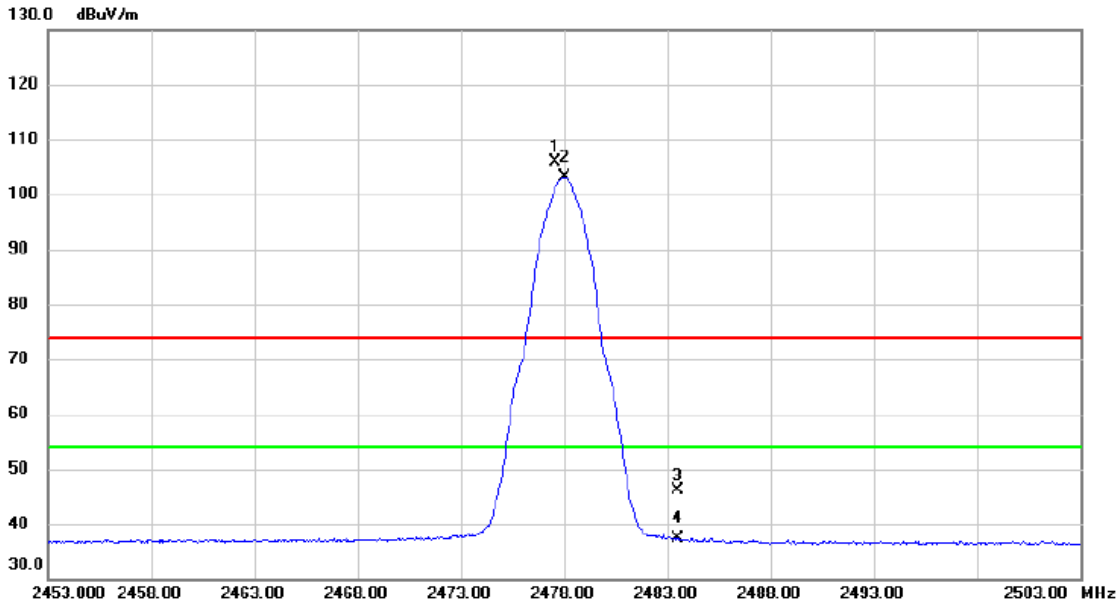
No.	Mk.	Freq. MHz	Reading Level dBuV	Correct Factor dB	Measure- ment dBuV/m	Limit dBuV/m	Margin dB	Detector	Comment
1		25242.000	26.25	30.31	56.56	80.00	-23.44	peak	
2	*	25242.025	14.32	30.31	44.63	60.00	-15.37	AVG	

REMARKS:

- (1) Measurement Value = Reading Level + Correct Factor.
- (2) Margin Level = Measurement Value - Limit Value.

Test Mode: TX 2478 MHz _CH37_UHD 2M GFSK

Horizontal



No.	Mk.	Freq. MHz	Reading Level dBuV	Correct Factor dB	Measure- ment dBuV/m	Limit dBuV/m	Margin dB	Detector	Comment
1	X	2477.550	98.98	6.79	105.77	74.00	31.77	peak	No Limit
2	*	2478.000	96.40	6.80	103.20	54.00	49.20	AVG	No Limit
3		2483.500	39.31	6.80	46.11	74.00	-27.89	peak	
4		2483.500	30.51	6.80	37.31	54.00	-16.69	AVG	

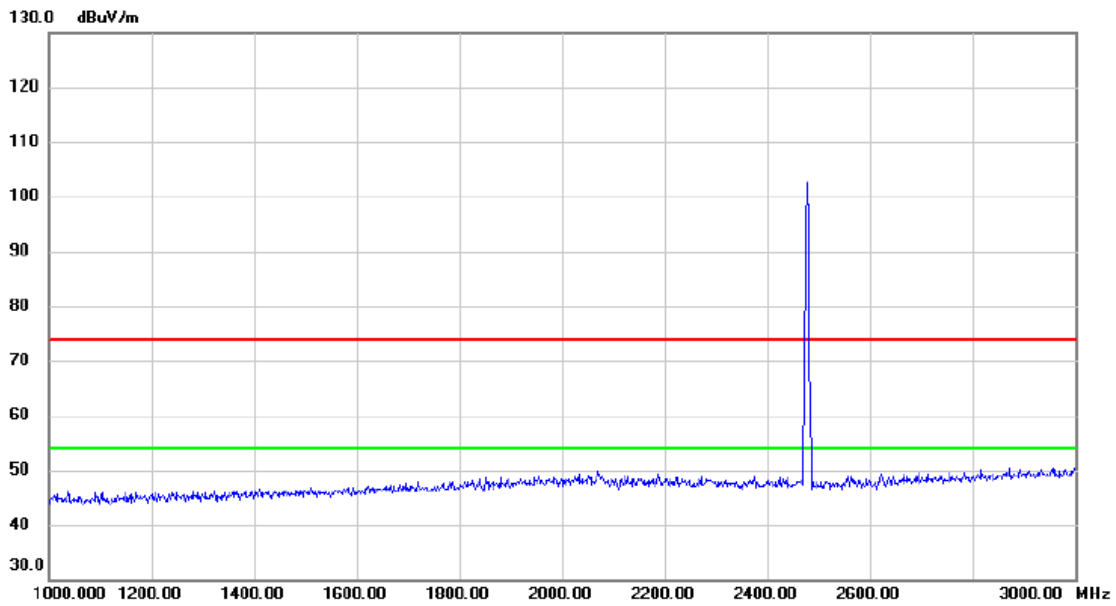
REMARKS:

(1) Measurement Value = Reading Level + Correct Factor.

(2) Margin Level = Measurement Value - Limit Value.

Test Mode: TX 2478 MHz _CH37_UHD 2M GFSK

Horizontal



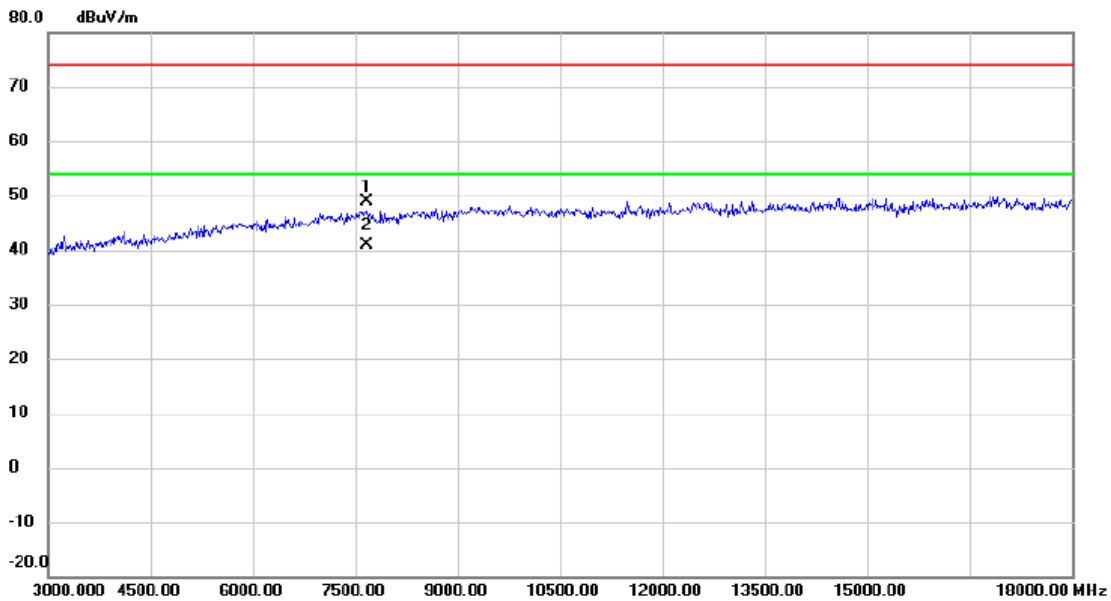
No.	Mk.	Freq.	Reading Level	Correct Factor	Measurement	Limit	Margin	Detector	Comment
		MHz	dBuV	dB	dBuV/m	dBuV/m	dB		

REMARKS:

- (1) Measurement Value = Reading Level + Correct Factor.
- (2) Margin Level = Measurement Value - Limit Value.

Test Mode: TX 2478 MHz _CH37_UHD 2M GFSK

Horizontal



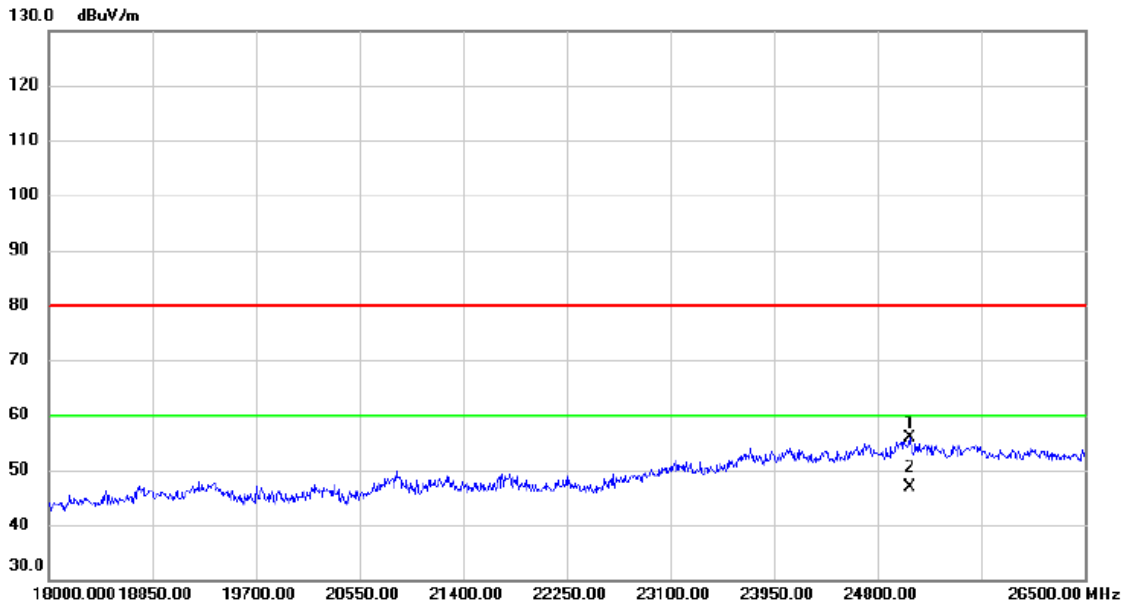
No.	Mk.	Freq.	Reading Level	Correct Factor	Measurement	Limit	Margin	Detector	Comment
		MHz	dBuV	dB	dBuV/m	dBuV/m	dB		
1		7665.000	39.31	9.53	48.84	74.00	-25.16	peak	
2	*	7665.119	31.23	9.53	40.76	54.00	-13.24	AVG	

REMARKS:

- (1) Measurement Value = Reading Level + Correct Factor.
- (2) Margin Level = Measurement Value - Limit Value.

Test Mode: TX 2478 MHz _CH37_UHD 2M GFSK

Horizontal



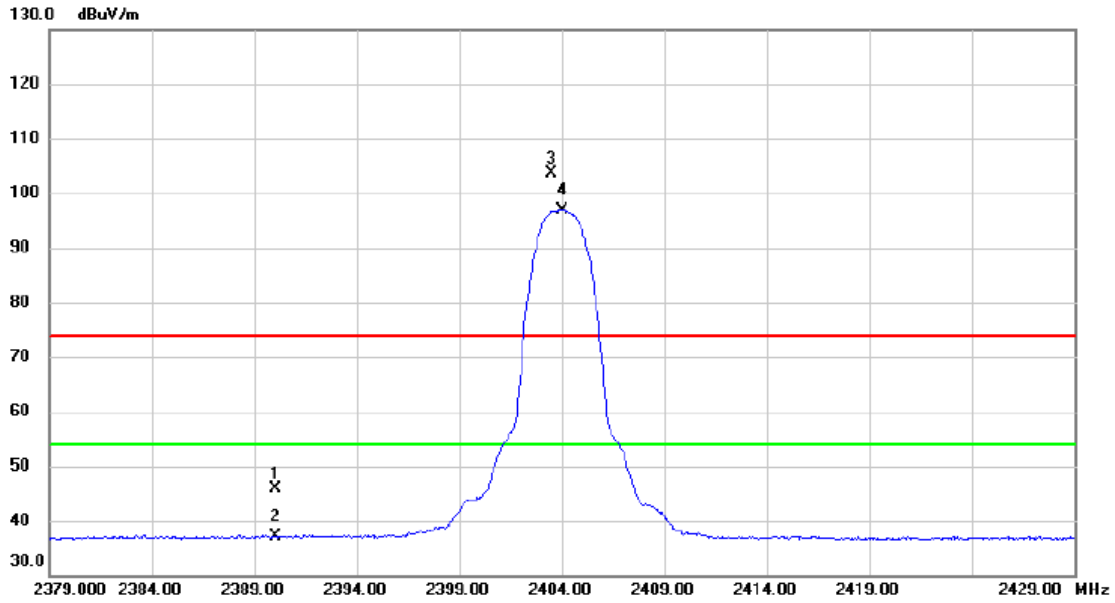
No.	Mk.	Freq. MHz	Reading Level dBuV	Correct Factor dB	Measure- ment dBuV/m	Limit dBuV/m	Margin dB	Detector	Comment
1		25063.362	25.42	30.47	55.89	80.00	-24.11	peak	
2	*	25063.521	16.52	30.47	46.99	60.00	-13.01	AVG	

REMARKS:

- (1) Measurement Value = Reading Level + Correct Factor.
- (2) Margin Level = Measurement Value - Limit Value.

Test Mode: TX 2404 MHz _CH00_UHD 2M π/4-DQPSK

Vertical



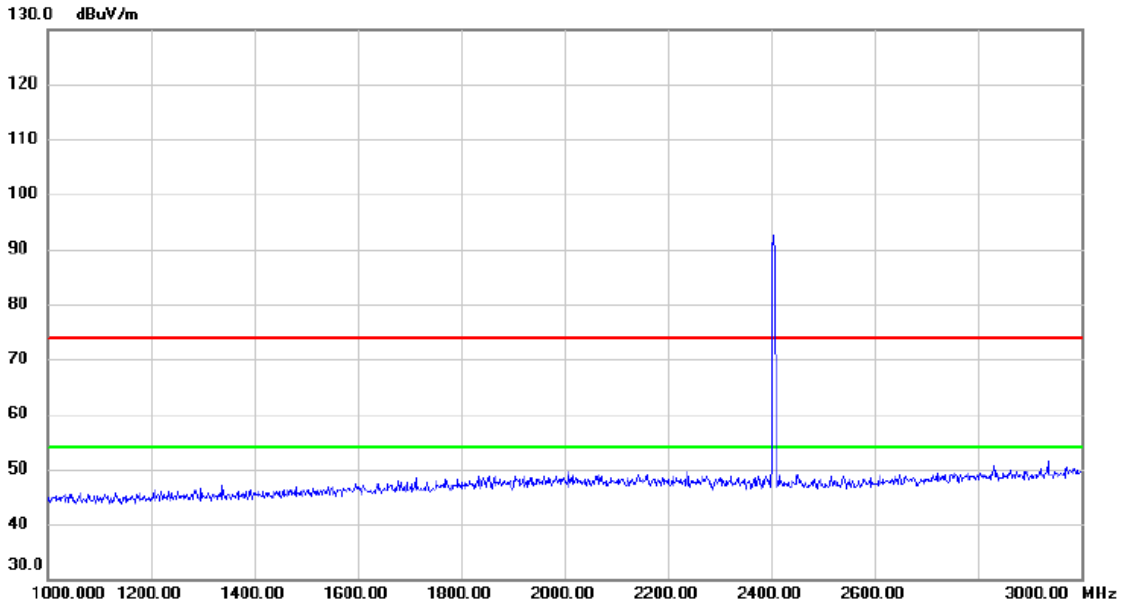
No.	Mk.	Freq. MHz	Reading Level dBuV	Correct Factor dB	Measure- ment dBuV/m	Limit dBuV/m	Margin dB	Detector	Comment
1		2390.000	38.98	6.89	45.87	74.00	-28.13	peak	
2		2390.000	30.16	6.89	37.05	54.00	-16.95	AVG	
3	X	2403.500	96.83	6.88	103.71	74.00	29.71	peak	No Limit
4	*	2404.000	90.08	6.88	96.96	54.00	42.96	AVG	No Limit

REMARKS:

- (1) Measurement Value = Reading Level + Correct Factor.
- (2) Margin Level = Measurement Value - Limit Value.

Test Mode: TX 2404 MHz _CH00_UHD 2M $\pi/4$ -DQPSK

Vertical



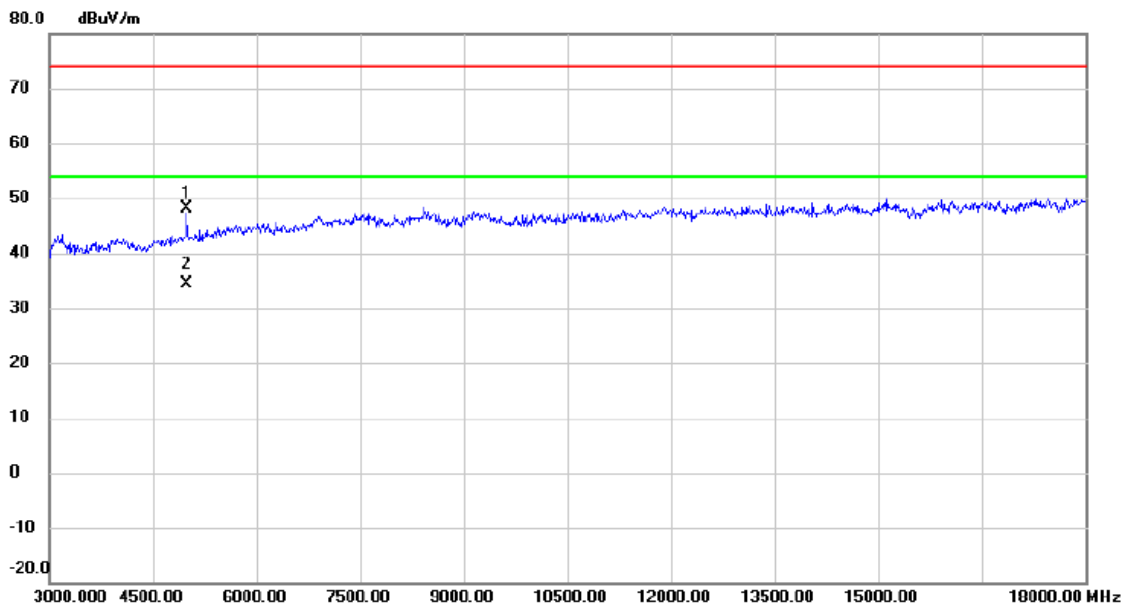
No.	Mk.	Freq.	Reading Level	Correct Factor	Measurement	Limit	Margin	Detector	Comment
		MHz	dBuV	dB	dBuV/m	dBuV/m	dB		

REMARKS:

- (1) Measurement Value = Reading Level + Correct Factor.
- (2) Margin Level = Measurement Value - Limit Value.

Test Mode: TX 2404 MHz _CH00_UHD 2M π/4-DQPSK

Vertical



No.	Mk.	Freq. MHz	Reading Level dBuV	Correct Factor dB	Measure- ment dBuV/m	Limit dBuV/m	Margin dB	Detector	Comment
1		4980.000	44.12	4.07	48.19	74.00	-25.81	peak	
2	*	4980.000	30.38	4.07	34.45	54.00	-19.55	AVG	

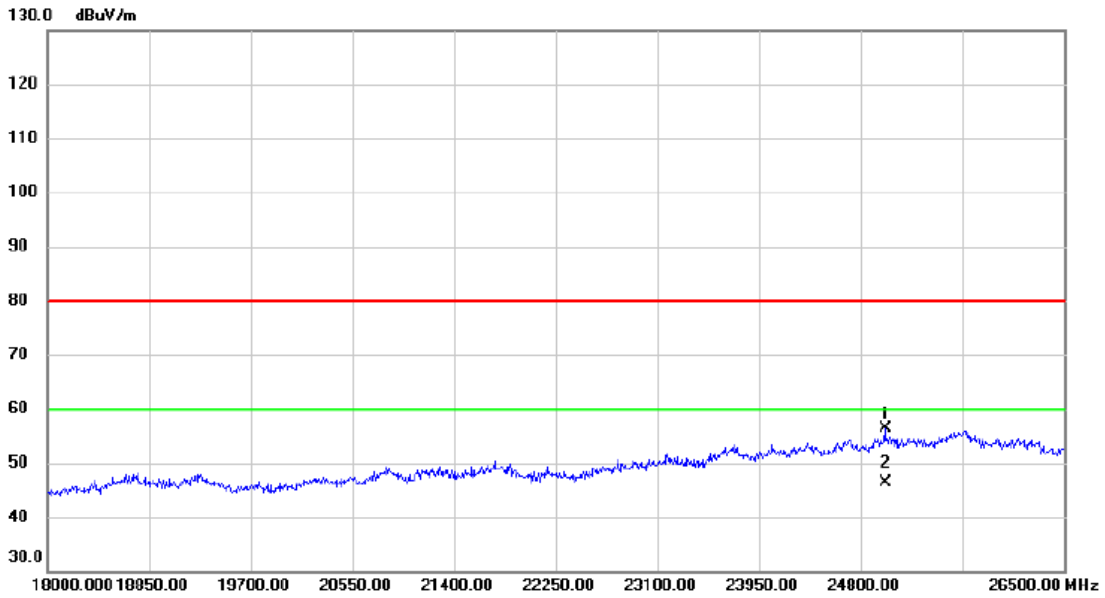
REMARKS:

(1) Measurement Value = Reading Level + Correct Factor.

(2) Margin Level = Measurement Value - Limit Value.

Test Mode: TX 2404 MHz _CH00_UHD 2M π/4-DQPSK

Vertical



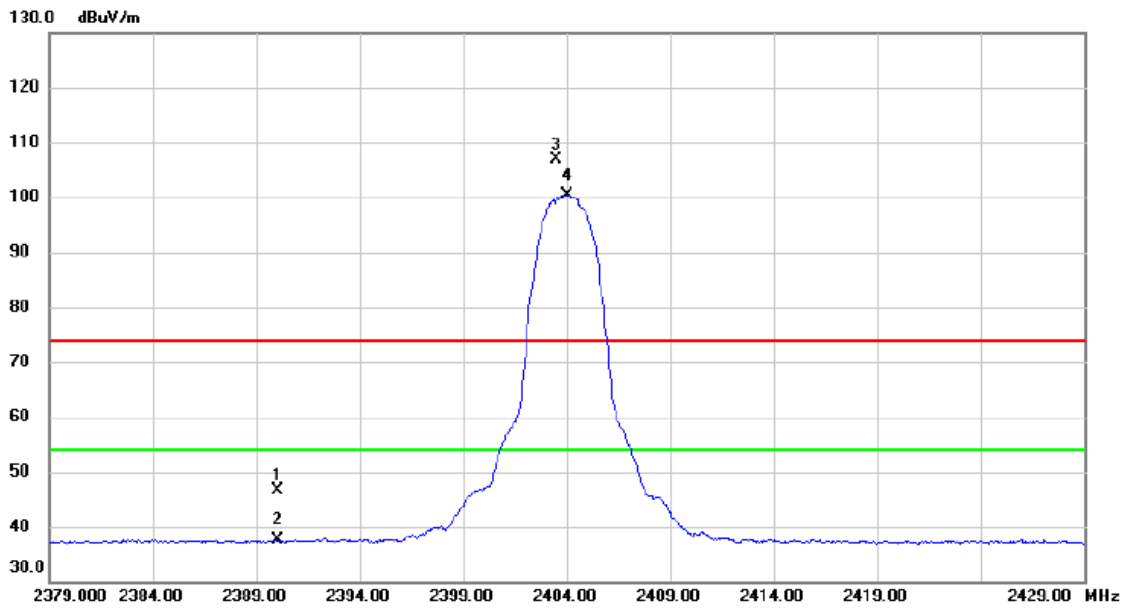
No.	Mk.	Freq.	Reading Level	Correct Factor	Measurement	Limit	Margin	Detector	Comment
		MHz	dBuV	dB	dBuV/m	dBuV/m	dB		
1		25004.000	25.81	30.53	56.34	80.00	-23.66	peak	
2	*	25004.212	15.82	30.53	46.35	60.00	-13.65	AVG	

REMARKS:

- (1) Measurement Value = Reading Level + Correct Factor.
- (2) Margin Level = Measurement Value - Limit Value.

Test Mode: TX 2404 MHz _CH00_UHD 2M π/4-DQPSK

Horizontal



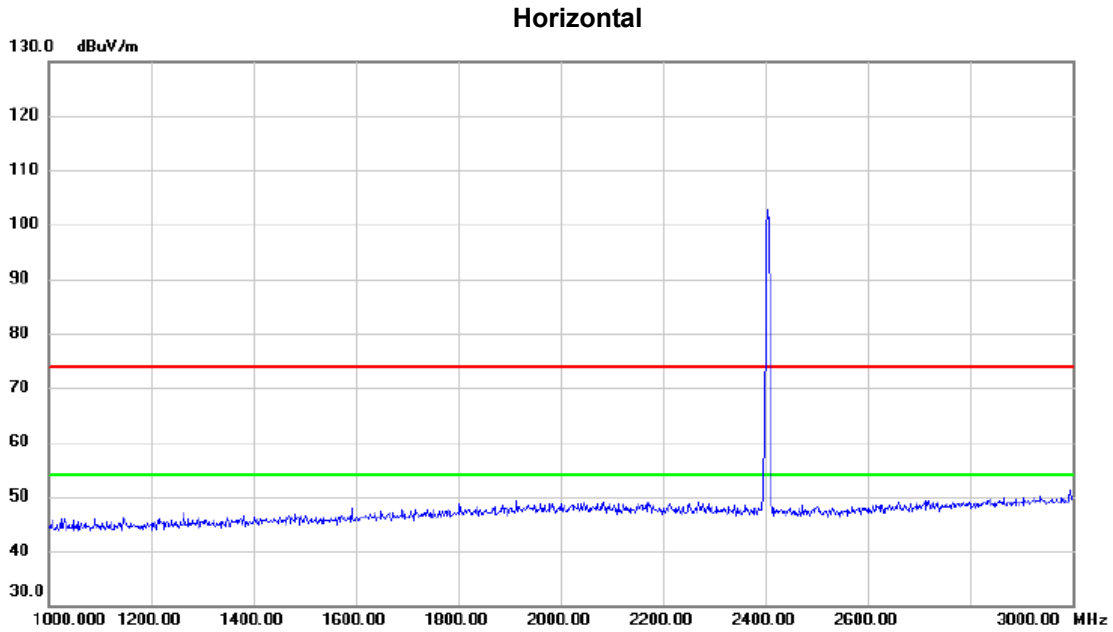
No.	Mk.	Freq. MHz	Reading Level dBuV	Correct Factor dB	Measure- ment dBuV/m	Limit dBuV/m	Margin dB	Detector	Comment
1		2390.000	39.66	6.89	46.55	74.00	-27.45	peak	
2		2390.000	30.70	6.89	37.59	54.00	-16.41	AVG	
3	X	2403.500	100.05	6.88	106.93	74.00	32.93	peak	No Limit
4	*	2404.000	93.56	6.88	100.44	54.00	46.44	AVG	No Limit

REMARKS:

(1) Measurement Value = Reading Level + Correct Factor.

(2) Margin Level = Measurement Value - Limit Value.

Test Mode: TX 2404 MHz _CH00_UHD 2M $\pi/4$ -DQPSK



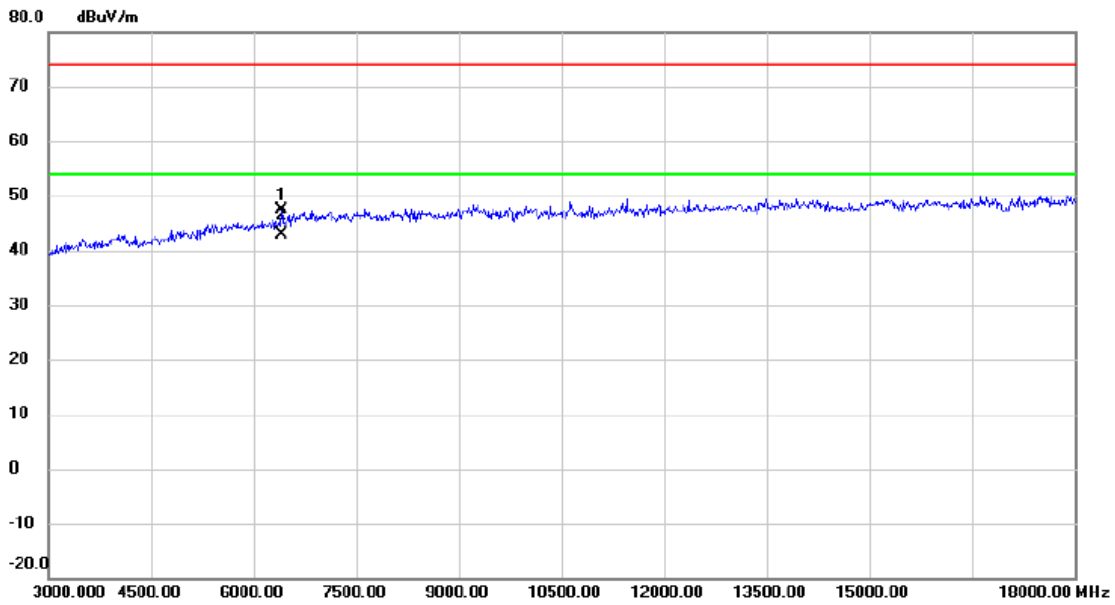
No.	Mk.	Freq.	Reading Level	Correct Factor	Measurement	Limit	Margin	Detector	Comment
		MHz	dBuV	dB	dBuV/m	dBuV/m	dB		

REMARKS:

- (1) Measurement Value = Reading Level + Correct Factor.
- (2) Margin Level = Measurement Value - Limit Value.

Test Mode: TX 2404 MHz _CH00_UHD 2M $\pi/4$ -DQPSK

Horizontal



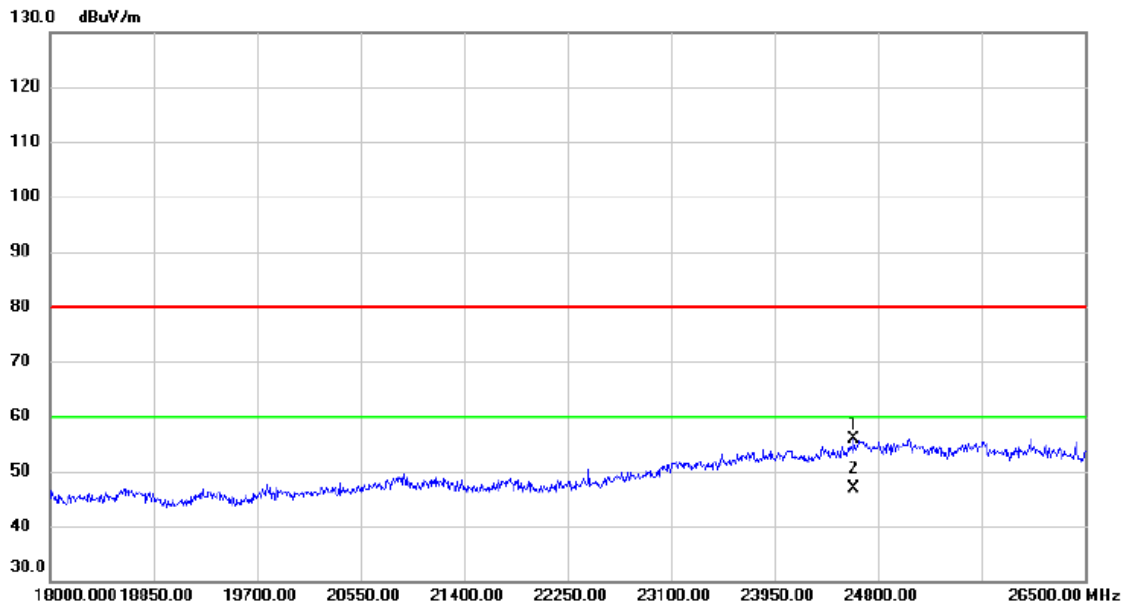
No.	Mk.	Freq.	Reading Level	Correct Factor	Measurement	Limit	Margin	Detector	Comment
		MHz	dBuV	dB	dBuV/m	dBuV/m	dB		
1		6405.000	39.87	7.53	47.40	74.00	-26.60	peak	
2	*	6406.000	35.36	7.53	42.89	54.00	-11.11	AVG	

REMARKS:

- (1) Measurement Value = Reading Level + Correct Factor.
- (2) Margin Level = Measurement Value - Limit Value.

Test Mode: TX 2404 MHz _CH00_UHD 2M $\pi/4$ -DQPSK

Horizontal

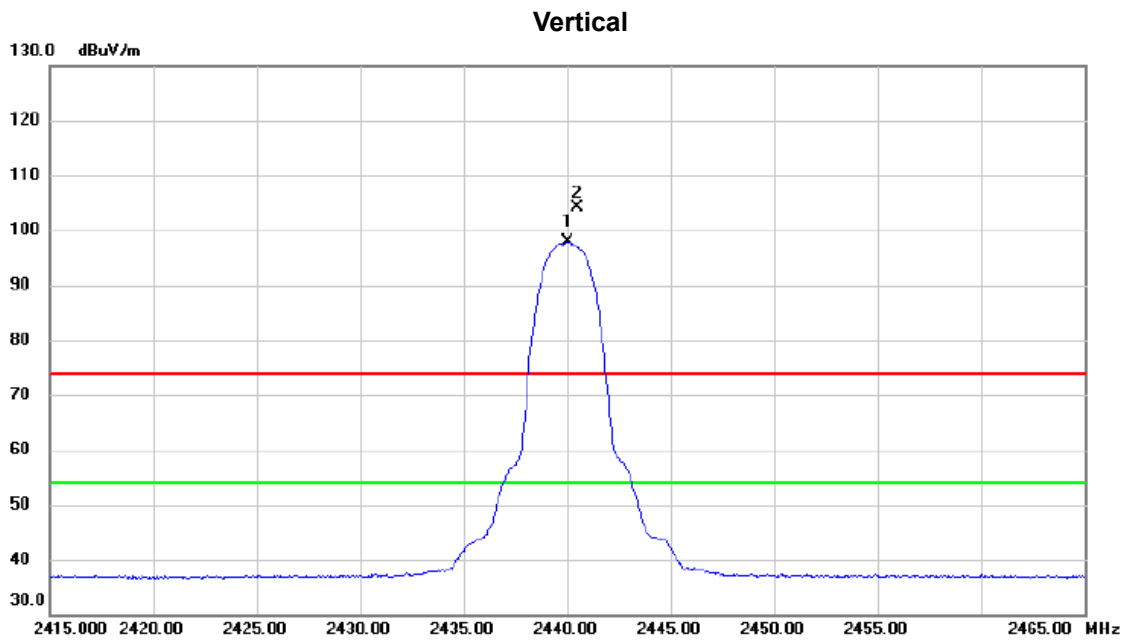


No.	Mk.	Freq. MHz	Reading Level dBuV	Correct Factor dB	Measure- ment dBuV/m	Limit dBuV/m	Margin dB	Detector	Comment
1		24604.500	25.98	29.99	55.97	80.00	-24.03	peak	
2	*	24604.541	16.86	29.99	46.85	60.00	-13.15	AVG	

REMARKS:

- (1) Measurement Value = Reading Level + Correct Factor.
- (2) Margin Level = Measurement Value - Limit Value.

Test Mode: TX 2440 MHz _CH18_UHD 2M π/4-DQPSK



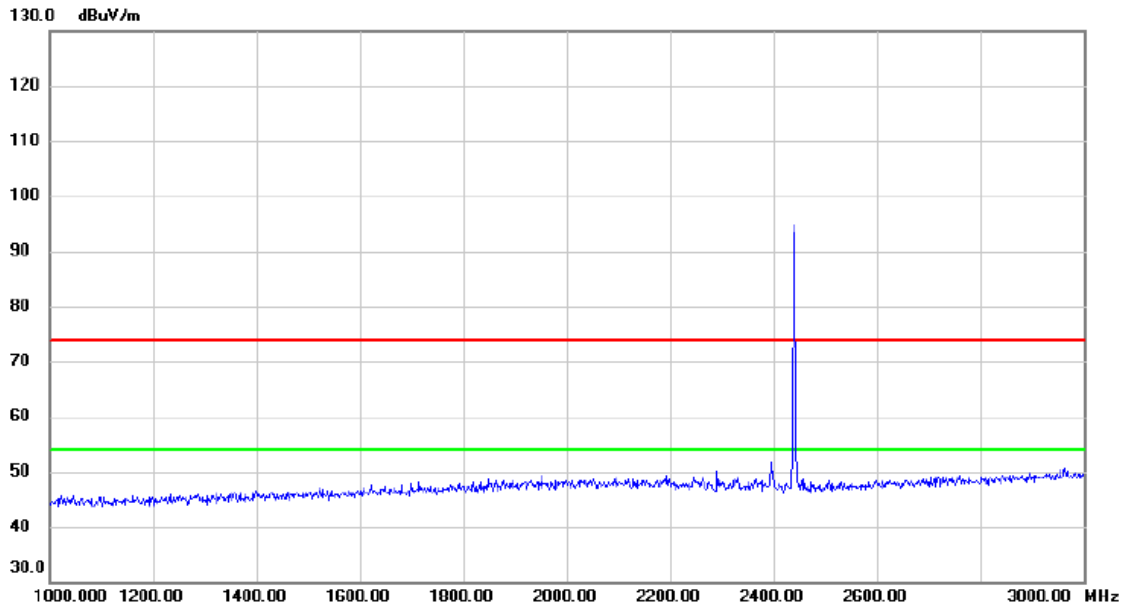
No.	Mk.	Freq.	Reading Level	Correct Factor	Measurement	Limit	Margin	Detector	Comment
		MHz	dBuV	dB	dBuV/m	dBuV/m	dB		
1	*	2440.050	90.97	6.84	97.81	54.00	43.81	AVG	No Limit
2	X	2440.500	97.33	6.84	104.17	74.00	30.17	peak	No Limit

REMARKS:

- (1) Measurement Value = Reading Level + Correct Factor.
- (2) Margin Level = Measurement Value - Limit Value.

Test Mode: TX 2440 MHz _CH18_UHD 2M π/4-DQPSK

Vertical



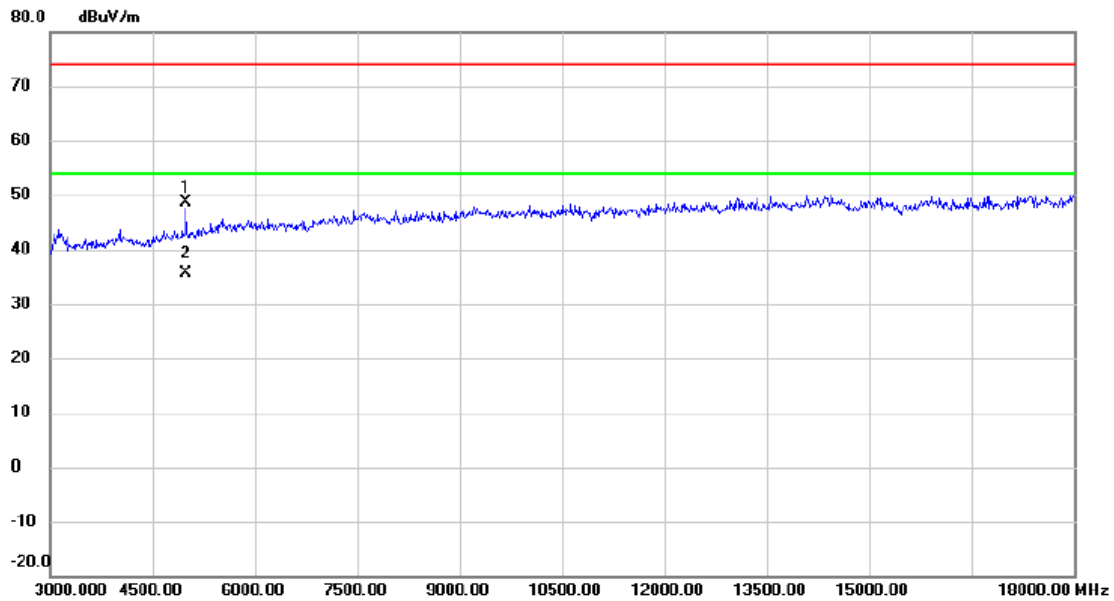
No.	Mk.	Freq.	Reading Level	Correct Factor	Measurement	Limit	Margin	Detector	Comment
		MHz	dBuV	dB	dBuV/m	dBuV/m	dB		

REMARKS:

- (1) Measurement Value = Reading Level + Correct Factor.
- (2) Margin Level = Measurement Value - Limit Value.

Test Mode: TX 2440 MHz _CH18_UHD 2M $\pi/4$ -DQPSK

Vertical



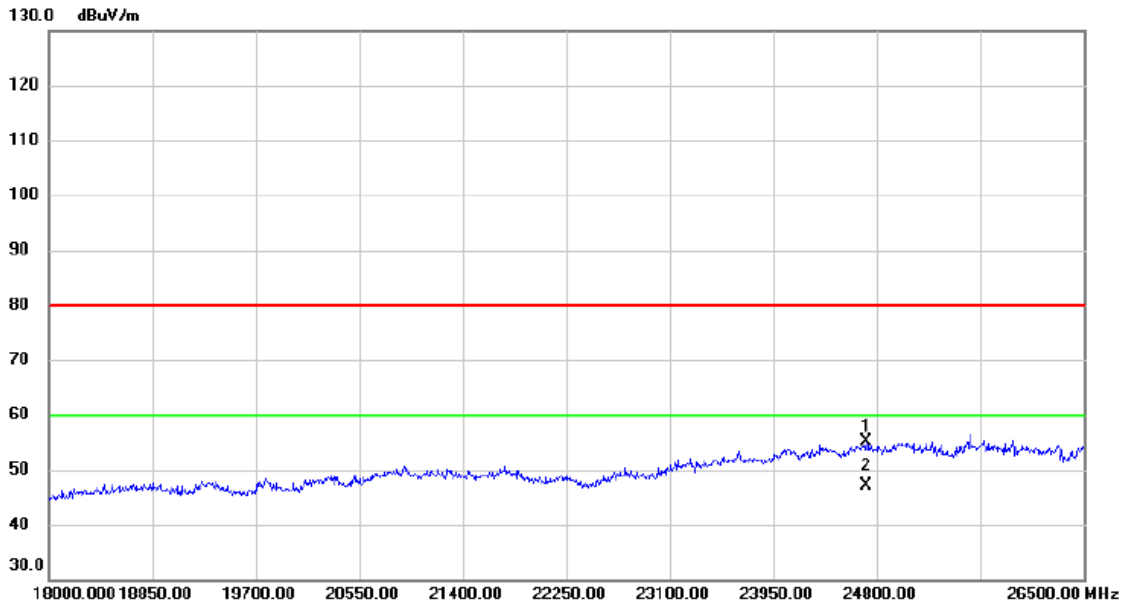
No.	Mk.	Freq. MHz	Reading Level dBuV	Correct Factor dB	Measure- ment dBuV/m	Limit dBuV/m	Margin dB	Detector	Comment
1		4995.000	44.57	4.12	48.69	74.00	-25.31	peak	
2	*	4995.000	31.54	4.12	35.66	54.00	-18.34	AVG	

REMARKS:

- (1) Measurement Value = Reading Level + Correct Factor.
- (2) Margin Level = Measurement Value - Limit Value.

Test Mode: TX 2440 MHz _CH18_UHD 2M $\pi/4$ -DQPSK

Vertical



No.	Mk.	Freq. MHz	Reading Level dBuV	Correct Factor dB	Measure- ment dBuV/m	Limit dBuV/m	Margin dB	Detector	Comment
1		24715.000	24.95	30.14	55.09	80.00	-24.91	peak	
2	*	24715.213	17.00	30.14	47.14	60.00	-12.86	AVG	

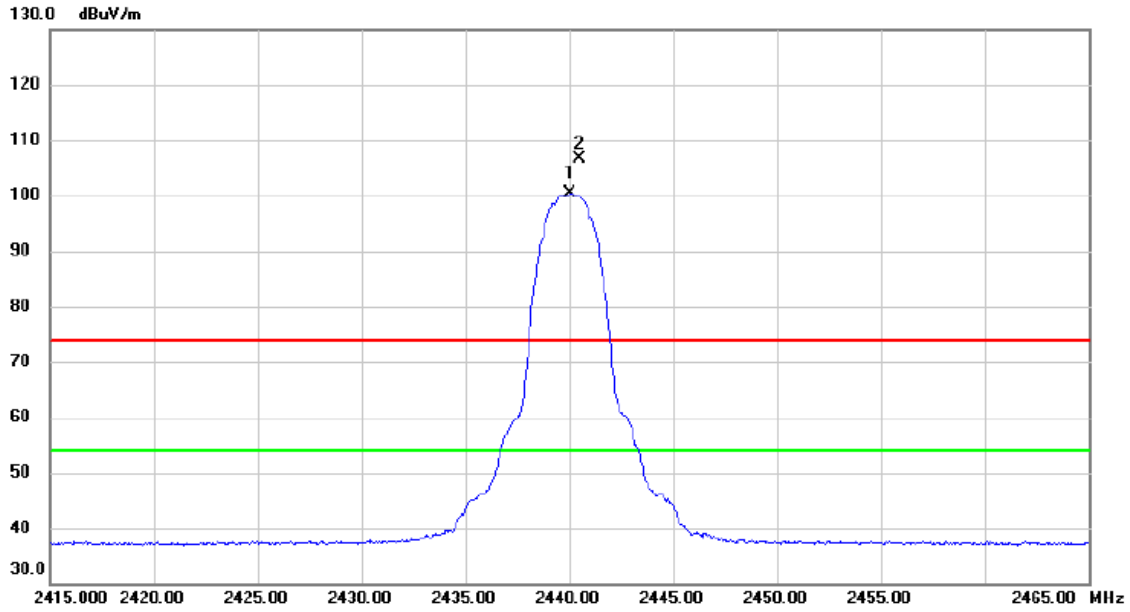
REMARKS:

(1) Measurement Value = Reading Level + Correct Factor.

(2) Margin Level = Measurement Value - Limit Value.

Test Mode: TX 2440 MHz _CH18_UHD 2M π/4-DQPSK

Horizontal



No.	Mk.	Freq. MHz	Reading Level dBuV	Correct Factor dB	Measure- ment dBuV/m	Limit dBuV/m	Margin dB	Detector	Comment
1	*	2440.050	93.62	6.84	100.46	54.00	46.46	AVG	No Limit
2	X	2440.500	99.71	6.84	106.55	74.00	32.55	peak	No Limit

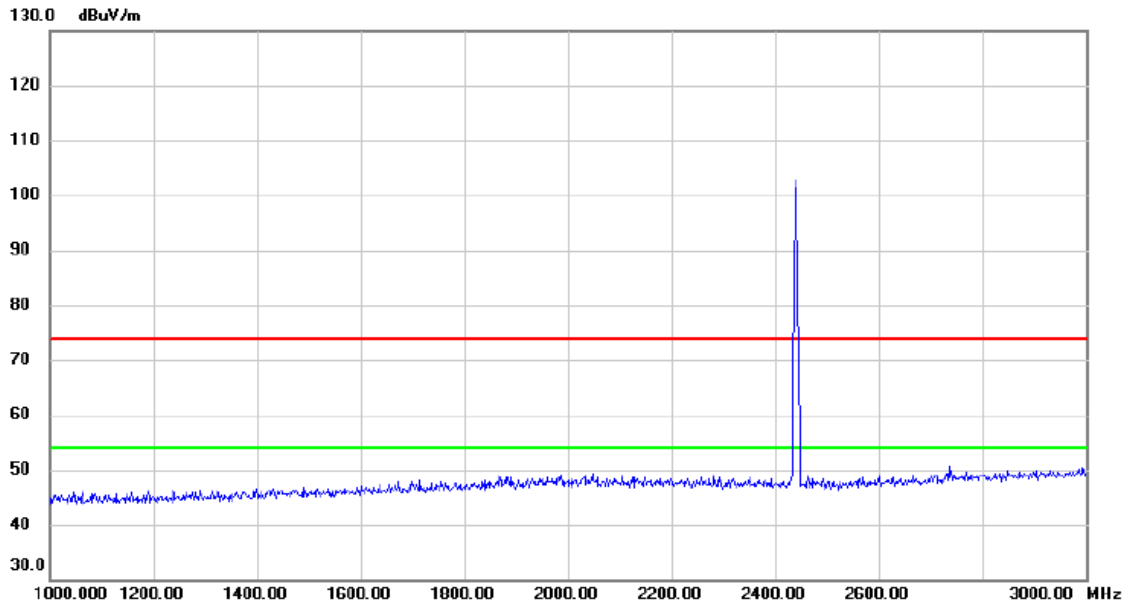
REMARKS:

(1) Measurement Value = Reading Level + Correct Factor.

(2) Margin Level = Measurement Value - Limit Value.

Test Mode: TX 2440 MHz _CH18_UHD 2M π/4-DQPSK

Horizontal



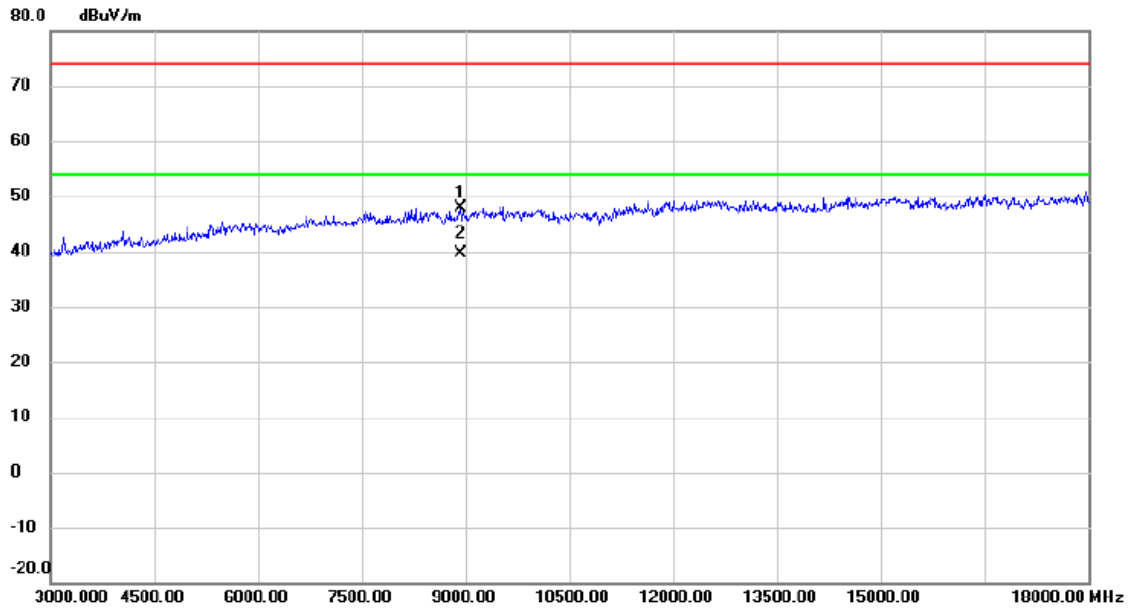
No.	Mk.	Freq.	Reading Level	Correct Factor	Measurement	Limit	Margin	Detector	Comment
		MHz	dBuV	dB	dBuV/m	dBuV/m	dB		

REMARKS:

- (1) Measurement Value = Reading Level + Correct Factor.
- (2) Margin Level = Measurement Value - Limit Value.

Test Mode: TX 2440 MHz _CH18_UHD 2M π/4-DQPSK

Horizontal



No.	Mk.	Freq. MHz	Reading Level dBuV	Correct Factor dB	Measure- ment dBuV/m	Limit dBuV/m	Margin dB	Detector	Comment
1		8925.000	37.45	10.49	47.94	74.00	-26.06	peak	
2	*	8925.090	29.17	10.50	39.67	54.00	-14.33	AVG	

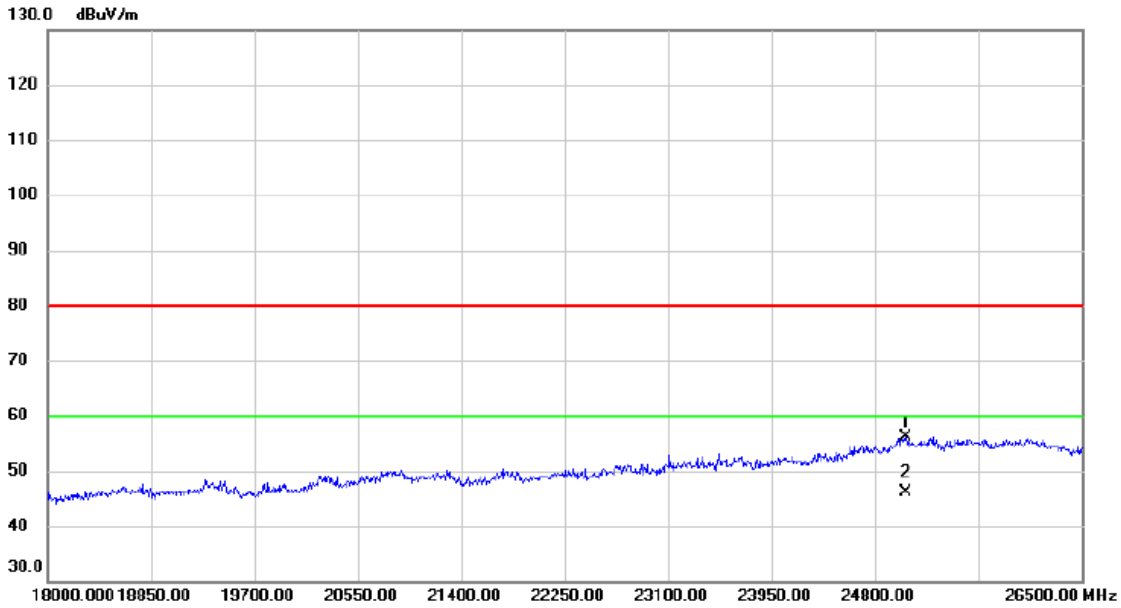
REMARKS:

(1) Measurement Value = Reading Level + Correct Factor.

(2) Margin Level = Measurement Value - Limit Value.

Test Mode: TX 2440 MHz _CH18_UHD 2M π/4-DQPSK

Horizontal



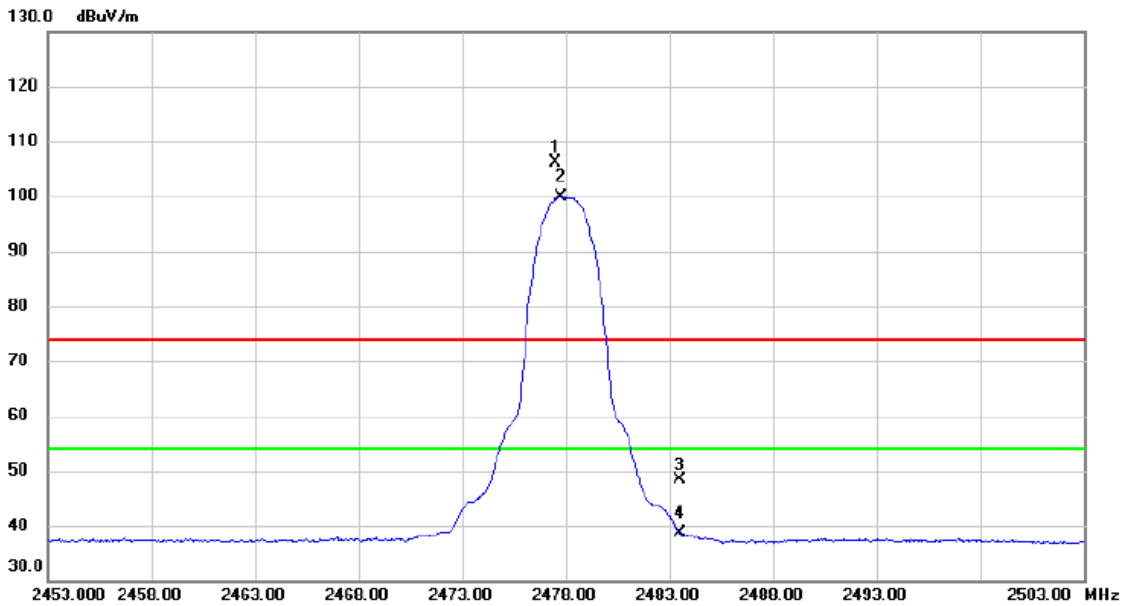
No. Mk.	Freq. MHz	Reading Level dBuV	Correct Factor dB	Measure- ment dBuV/m	Limit dBuV/m	Margin dB	Detector	Comment
1	25055.000	25.68	30.47	56.15	80.00	-23.85	peak	
2 *	25055.252	15.63	30.47	46.10	60.00	-13.90	AVG	

REMARKS:

- (1) Measurement Value = Reading Level + Correct Factor.
- (2) Margin Level = Measurement Value - Limit Value.

Test Mode: TX 2478 MHz _CH37_UHD 2M π/4-DQPSK

Vertical



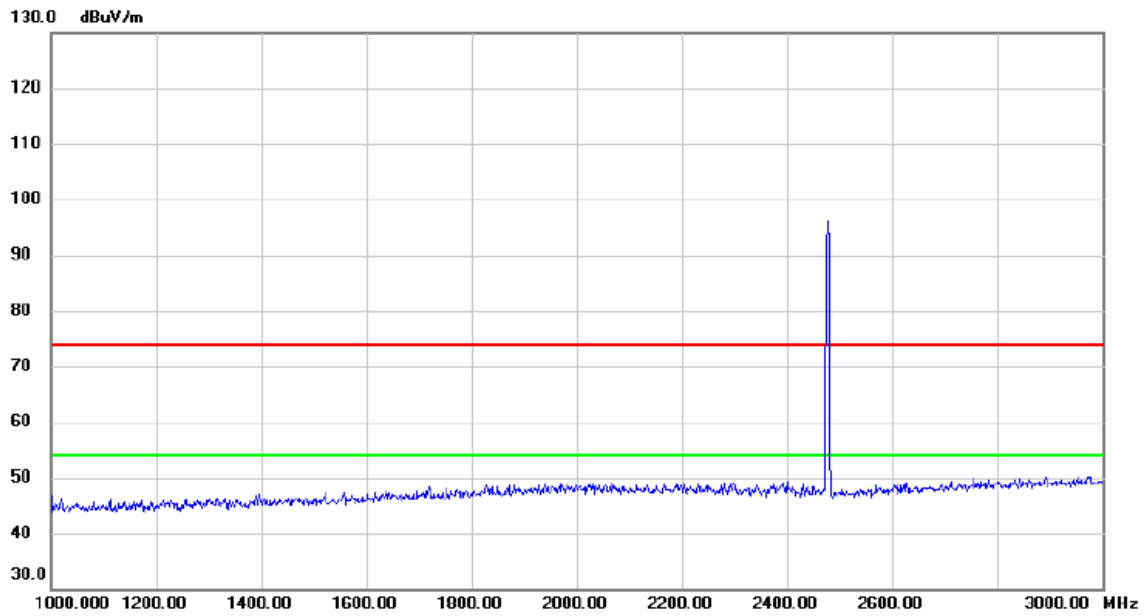
No.	Mk.	Freq. MHz	Reading Level dBuV	Correct Factor dB	Measure- ment dBuV/m	Limit dBuV/m	Margin dB	Detector	Comment
1	X	2477.500	99.44	6.79	106.23	74.00	32.23	peak	No Limit
2	*	2477.750	93.07	6.79	99.86	54.00	45.86	AVG	No Limit
3		2483.500	41.50	6.80	48.30	74.00	-25.70	peak	
4		2483.500	31.73	6.80	38.53	54.00	-15.47	AVG	

REMARKS:

- (1) Measurement Value = Reading Level + Correct Factor.
- (2) Margin Level = Measurement Value - Limit Value.

Test Mode: TX 2478 MHz _CH37_UHD 2M π/4-DQPSK

Vertical



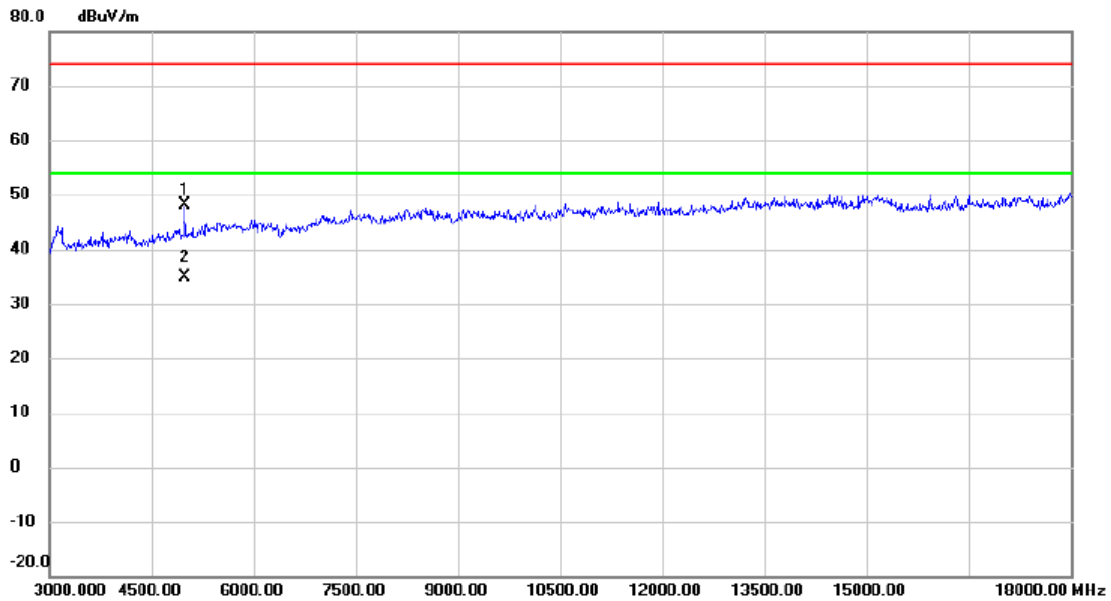
No.	Mk.	Freq.	Reading Level	Correct Factor	Measurement	Limit	Margin	Detector	Comment
		MHz	dBuV	dB	dBuV/m	dBuV/m	dB		
		2478	95		95	73	22		

REMARKS:

- (1) Measurement Value = Reading Level + Correct Factor.
- (2) Margin Level = Measurement Value - Limit Value.

Test Mode: TX 2478 MHz _CH37_UHD 2M $\pi/4$ -DQPSK

Vertical



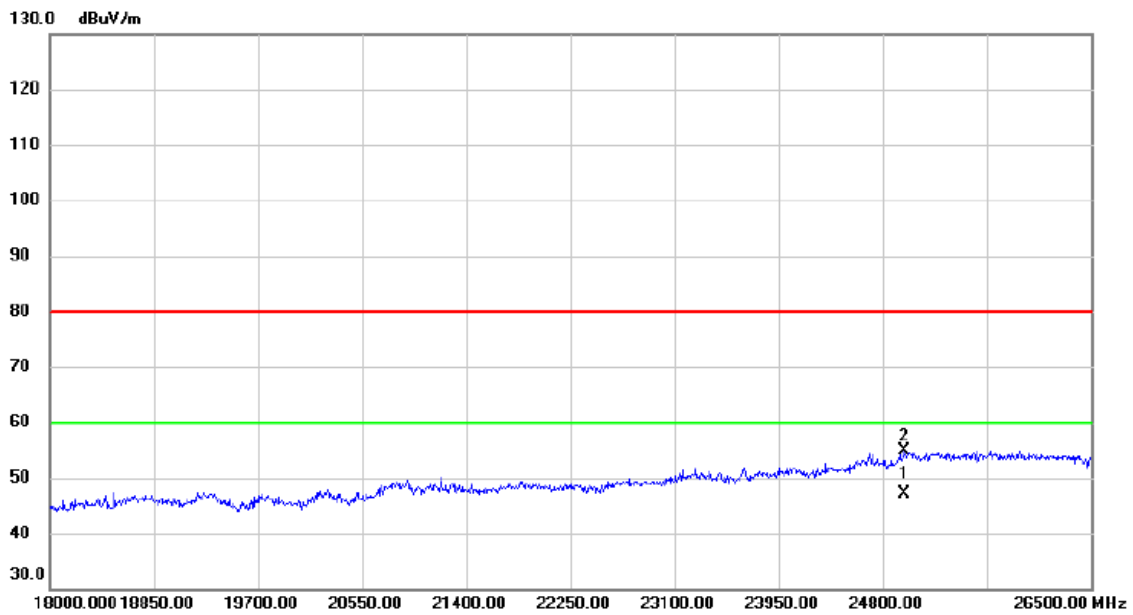
No.	Mk.	Freq. MHz	Reading Level dBuV	Correct Factor dB	Measure- ment dBuV/m	Limit dBuV/m	Margin dB	Detector	Comment
1		4980.000	44.16	4.07	48.23	74.00	-25.77	peak	
2	*	4980.000	30.70	4.07	34.77	54.00	-19.23	AVG	

REMARKS:

- (1) Measurement Value = Reading Level + Correct Factor.
- (2) Margin Level = Measurement Value - Limit Value.

Test Mode: TX 2478 MHz _CH37_UHD 2M π/4-DQPSK

Vertical



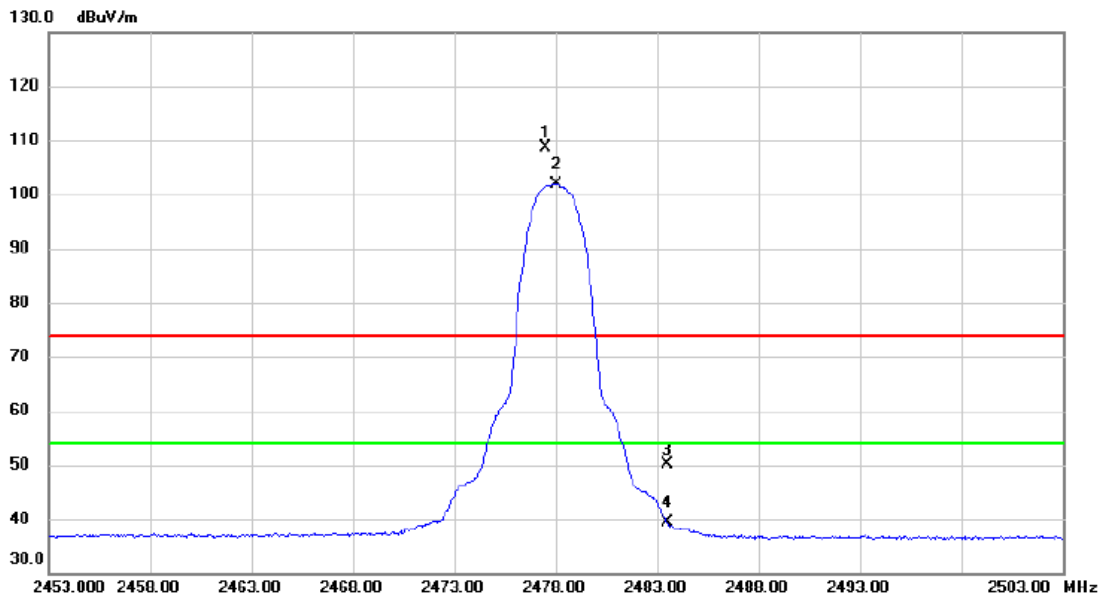
No.	Mk.	Freq. MHz	Reading Level dBuV	Correct Factor dB	Measure- ment dBuV/m	Limit dBuV/m	Margin dB	Detector	Comment
1	*	24978.354	16.54	30.50	47.04	60.00	-12.96	AVG	
2		24978.500	24.26	30.50	54.76	80.00	-25.24	peak	

REMARKS:

- (1) Measurement Value = Reading Level + Correct Factor.
- (2) Margin Level = Measurement Value - Limit Value.

Test Mode: TX 2478 MHz _CH37_UHD 2M $\pi/4$ -DQPSK

Horizontal



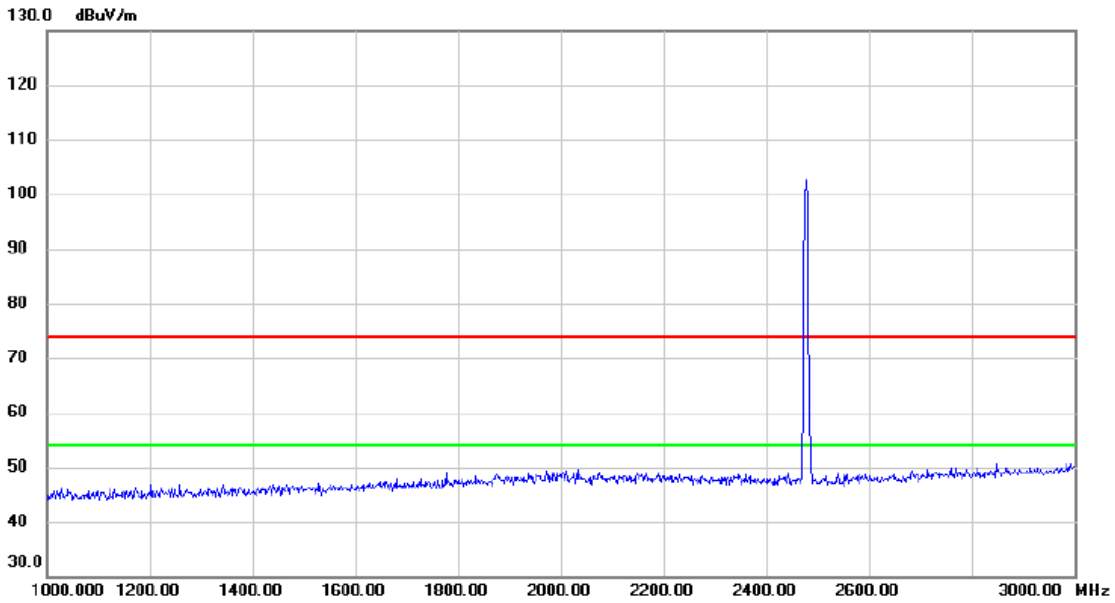
No.	Mk.	Freq. MHz	Reading Level dBuV	Correct Factor dB	Measure- ment dBuV/m	Limit dBuV/m	Margin dB	Detector	Comment
1	X	2477.500	101.93	6.79	108.72	74.00	34.72	peak	No Limit
2	*	2478.050	95.02	6.80	101.82	54.00	47.82	AVG	No Limit
3		2483.500	43.33	6.80	50.13	74.00	-23.87	peak	
4		2483.500	32.60	6.80	39.40	54.00	-14.60	AVG	

REMARKS:

- (1) Measurement Value = Reading Level + Correct Factor.
- (2) Margin Level = Measurement Value - Limit Value.

Test Mode: TX 2478 MHz _CH37_UHD 2M π/4-DQPSK

Horizontal



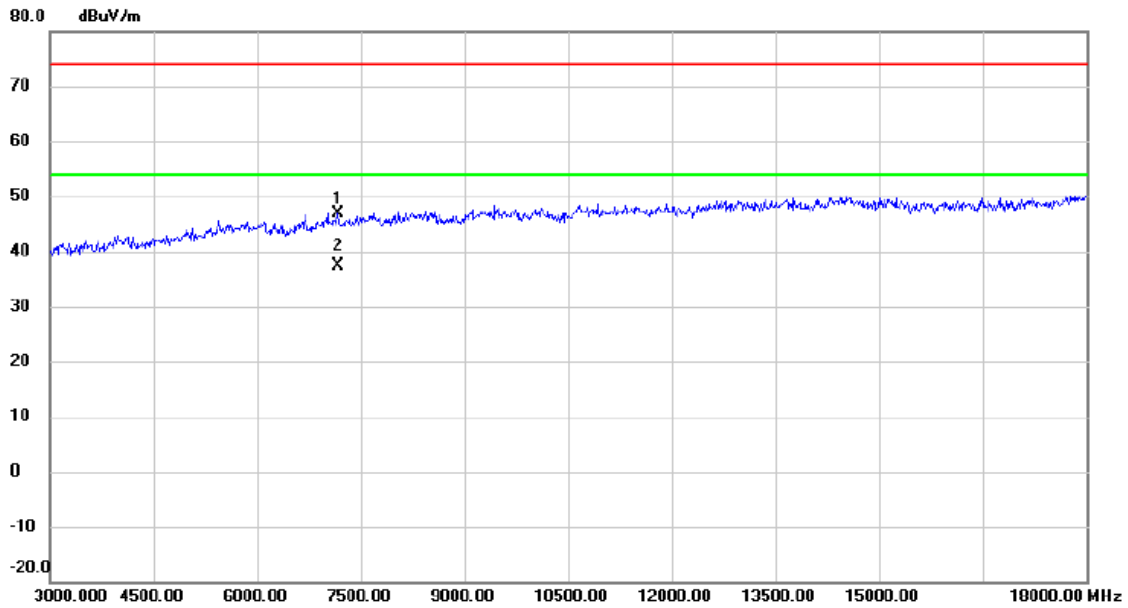
No.	Mk.	Freq.	Reading Level	Correct Factor	Measurement	Limit	Margin	Detector	Comment
		MHz	dBuV	dB	dBuV/m	dBuV/m	dB		
		2478	~45	0	~45	~73	~28		

REMARKS:

- (1) Measurement Value = Reading Level + Correct Factor.
- (2) Margin Level = Measurement Value - Limit Value.

Test Mode: TX 2478 MHz _CH37_UHD 2M π/4-DQPSK

Horizontal



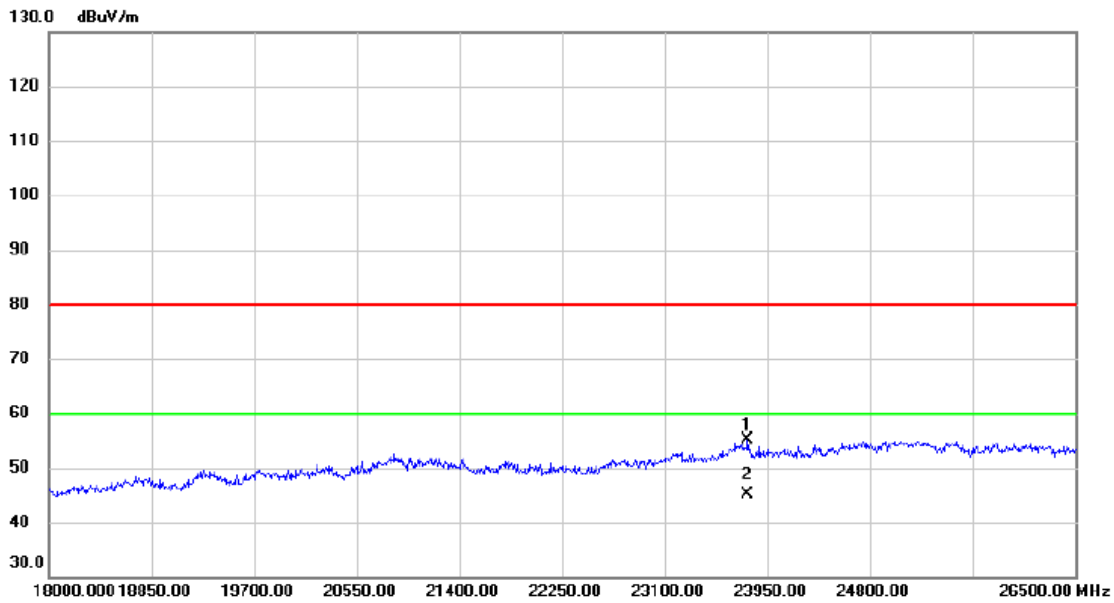
No.	Mk.	Freq. MHz	Reading Level dBuV	Correct Factor dB	Measure- ment dBuV/m	Limit dBuV/m	Margin dB	Detector	Comment
1		7170.000	37.78	9.12	46.90	74.00	-27.10	peak	
2	*	7171.320	28.23	9.12	37.35	54.00	-16.65	AVG	

REMARKS:

- (1) Measurement Value = Reading Level + Correct Factor.
- (2) Margin Level = Measurement Value - Limit Value.

Test Mode: TX 2478 MHz _CH37_UHD 2M $\pi/4$ -DQPSK

Horizontal



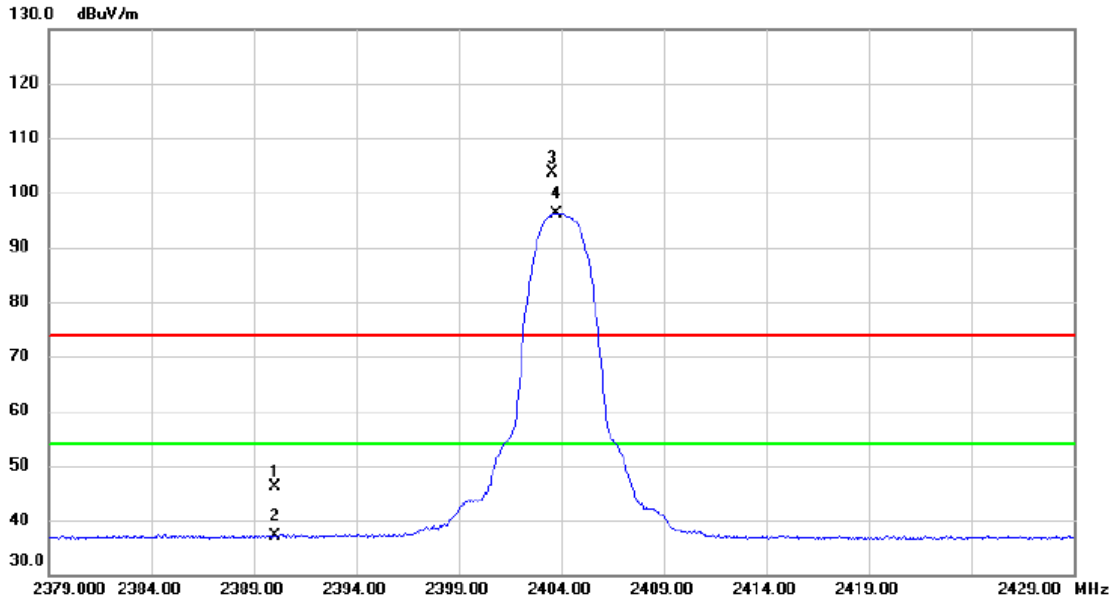
No.	Mk.	Freq. MHz	Reading Level dBuV	Correct Factor dB	Measure- ment dBuV/m	Limit dBuV/m	Margin dB	Detector	Comment
1		23788.500	26.34	28.70	55.04	80.00	-24.96	peak	
2	*	23788.574	16.41	28.70	45.11	60.00	-14.89	AVG	

REMARKS:

- (1) Measurement Value = Reading Level + Correct Factor.
- (2) Margin Level = Measurement Value - Limit Value.

Test Mode: TX 2404 MHz _CH00_UHD 2M 8DPSK

Vertical



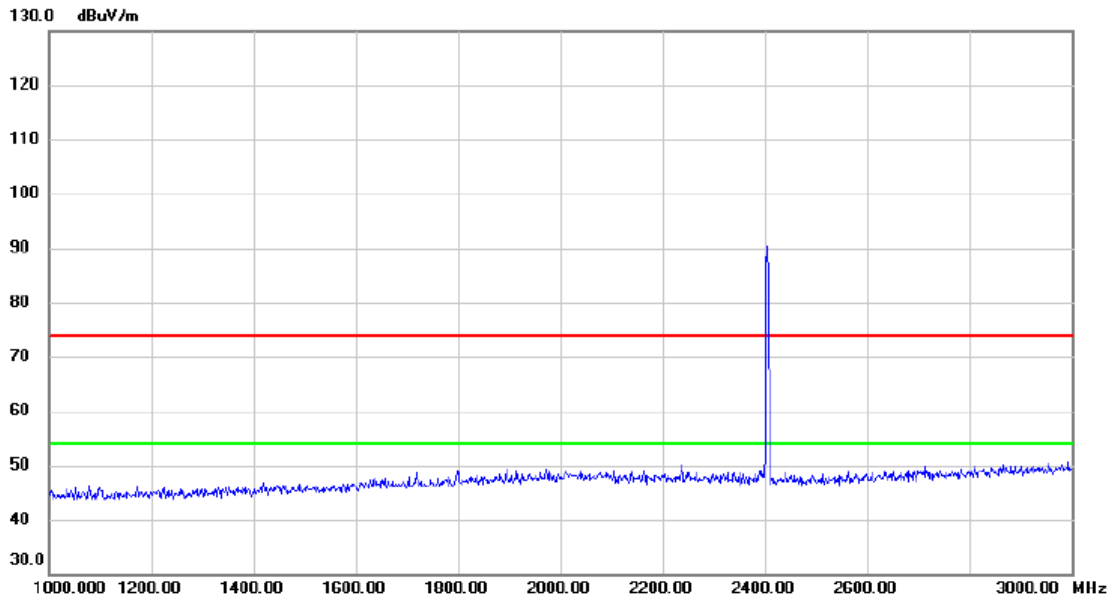
No.	Mk.	Freq. MHz	Reading Level dBuV	Correct Factor dB	Measure- ment dBuV/m	Limit dBuV/m	Margin dB	Detector	Comment
1		2390.000	39.23	6.89	46.12	74.00	-27.88	peak	
2		2390.000	30.34	6.89	37.23	54.00	-16.77	AVG	
3	X	2403.550	96.65	6.88	103.53	74.00	29.53	peak	No Limit
4	*	2403.750	89.27	6.88	96.15	54.00	42.15	AVG	No Limit

REMARKS:

- (1) Measurement Value = Reading Level + Correct Factor.
- (2) Margin Level = Measurement Value - Limit Value.

Test Mode: TX 2404 MHz _CH00_UHD 2M 8DPSK

Vertical



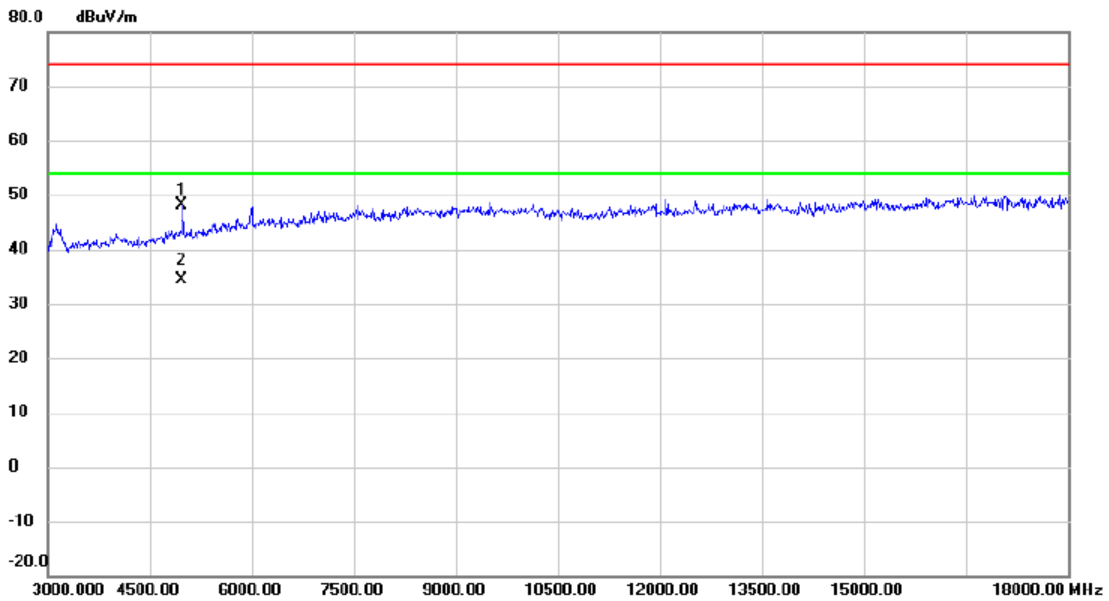
No.	Mk.	Freq.	Reading Level	Correct Factor	Measurement	Limit	Margin	Detector	Comment
		MHz	dBuV	dB	dBuV/m	dBuV/m	dB		

REMARKS:

- (1) Measurement Value = Reading Level + Correct Factor.
- (2) Margin Level = Measurement Value - Limit Value.

Test Mode: TX 2404 MHz _CH00_UHD 2M 8DPSK

Vertical



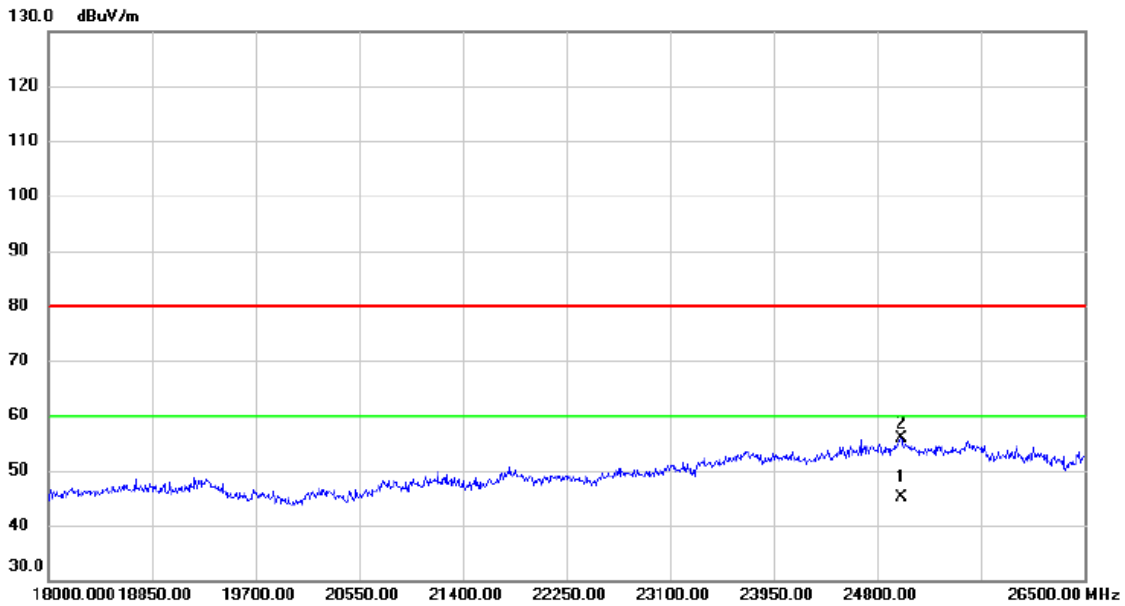
No.	Mk.	Freq. MHz	Reading Level dBuV	Correct Factor dB	Measure- ment dBuV/m	Limit dBuV/m	Margin dB	Detector	Comment
1		4978.380	43.95	4.06	48.01	74.00	-25.99	peak	
2	*	4978.600	30.21	4.06	34.27	54.00	-19.73	AVG	

REMARKS:

- (1) Measurement Value = Reading Level + Correct Factor.
- (2) Margin Level = Measurement Value - Limit Value.

Test Mode: TX 2404 MHz _CH00_UHD 2M 8DPSK

Vertical



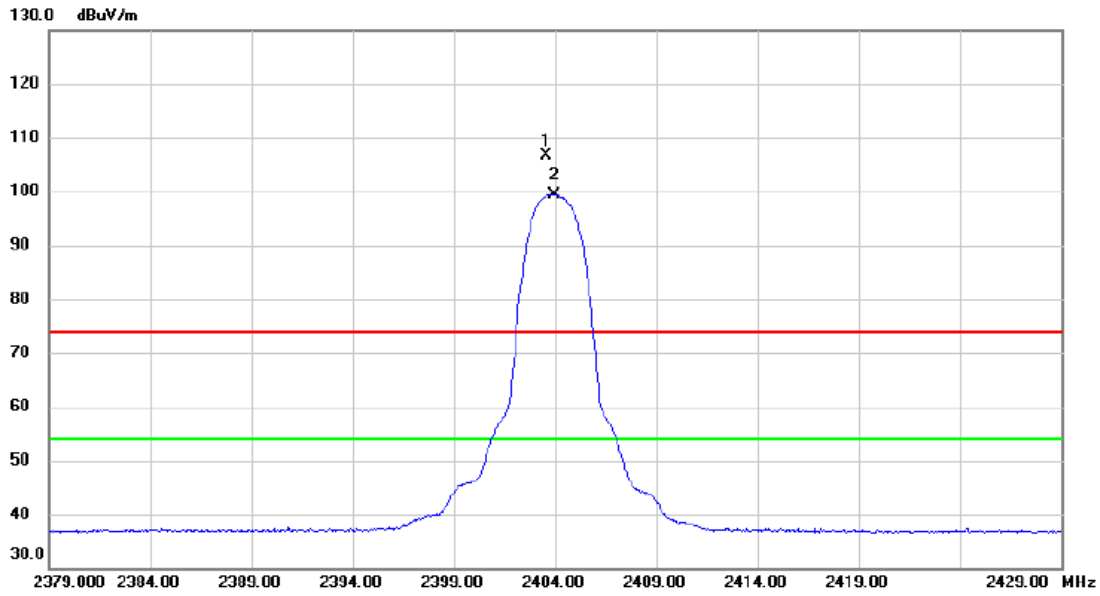
No.	Mk.	Freq. MHz	Reading Level dBuV	Correct Factor dB	Measure- ment dBuV/m	Limit dBuV/m	Margin dB	Detector	Comment
1	*	24995.412	14.63	30.53	45.16	60.00	-14.84	AVG	
2		24995.500	25.37	30.53	55.90	80.00	-24.10	peak	

REMARKS:

- (1) Measurement Value = Reading Level + Correct Factor.
- (2) Margin Level = Measurement Value - Limit Value.

Test Mode: TX 2404 MHz _CH00_UHD 2M 8DPSK

Horizontal



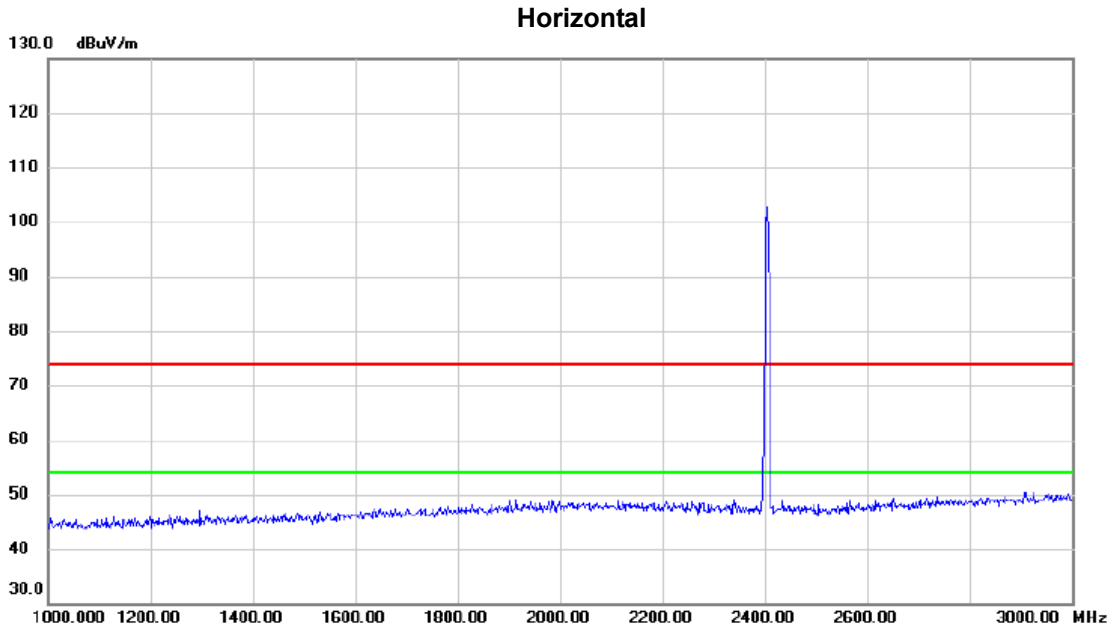
No.	Mk.	Freq. MHz	Reading Level dBuV	Correct Factor dB	Measure- ment dBuV/m	Limit dBuV/m	Margin dB	Detector	Comment
1	X	2403.550	99.79	6.88	106.67	74.00	32.67	peak	No Limit
2	*	2403.950	92.53	6.88	99.41	54.00	45.41	AVG	No Limit

REMARKS:

(1) Measurement Value = Reading Level + Correct Factor.

(2) Margin Level = Measurement Value - Limit Value.

Test Mode: TX 2404 MHz _CH00_UHD 2M 8DPSK



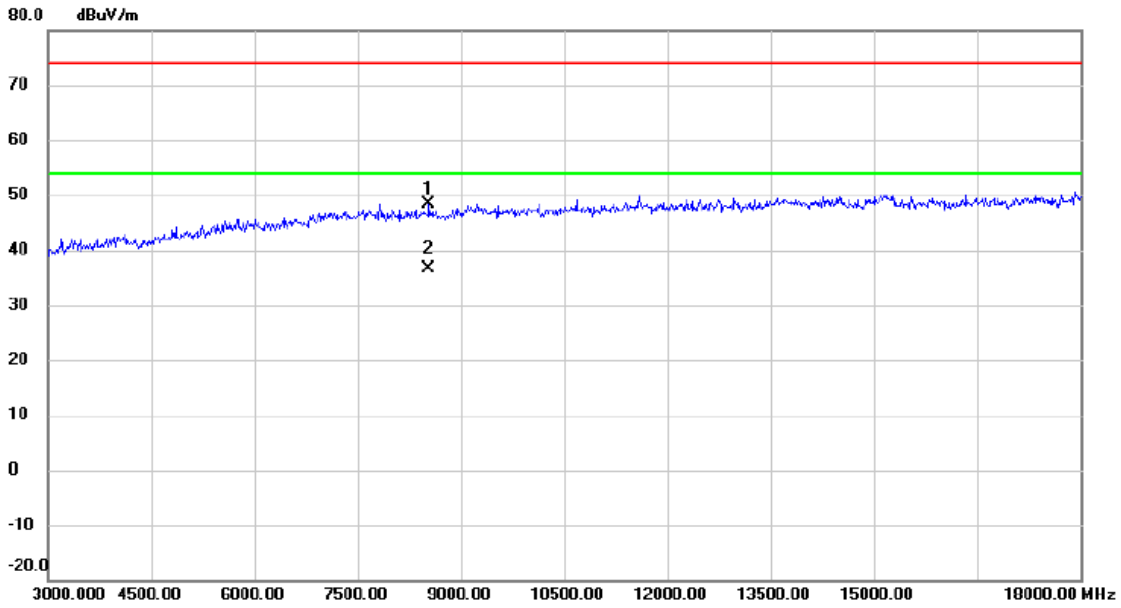
No.	Mk.	Freq.	Reading Level	Correct Factor	Measurement	Limit	Margin	Detector	Comment
		MHz	dBuV	dB	dBuV/m	dBuV/m	dB		

REMARKS:

- (1) Measurement Value = Reading Level + Correct Factor.
- (2) Margin Level = Measurement Value - Limit Value.

Test Mode: TX 2404 MHz _CH00_UHD 2M 8DPSK

Horizontal



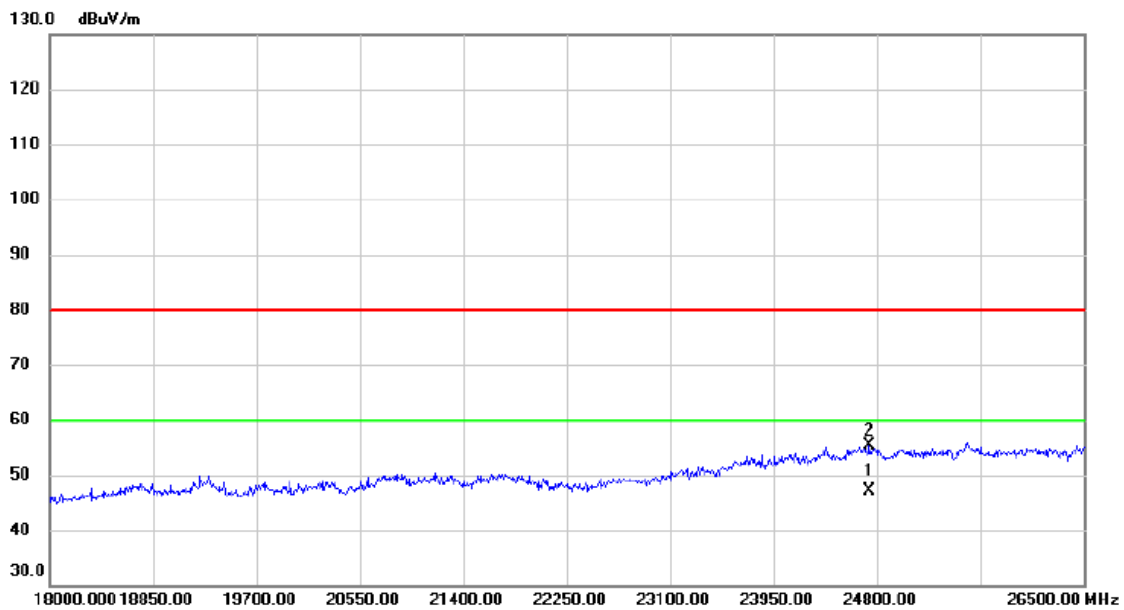
No.	Mk.	Freq. MHz	Reading Level dBuV	Correct Factor dB	Measure- ment dBuV/m	Limit dBuV/m	Margin dB	Detector	Comment
1		8535.000	38.20	10.19	48.39	74.00	-25.61	peak	
2	*	8535.361	26.36	10.19	36.55	54.00	-17.45	AVG	

REMARKS:

- (1) Measurement Value = Reading Level + Correct Factor.
- (2) Margin Level = Measurement Value - Limit Value.

Test Mode: TX 2404 MHz _CH00_UHD 2M 8DPSK

Horizontal



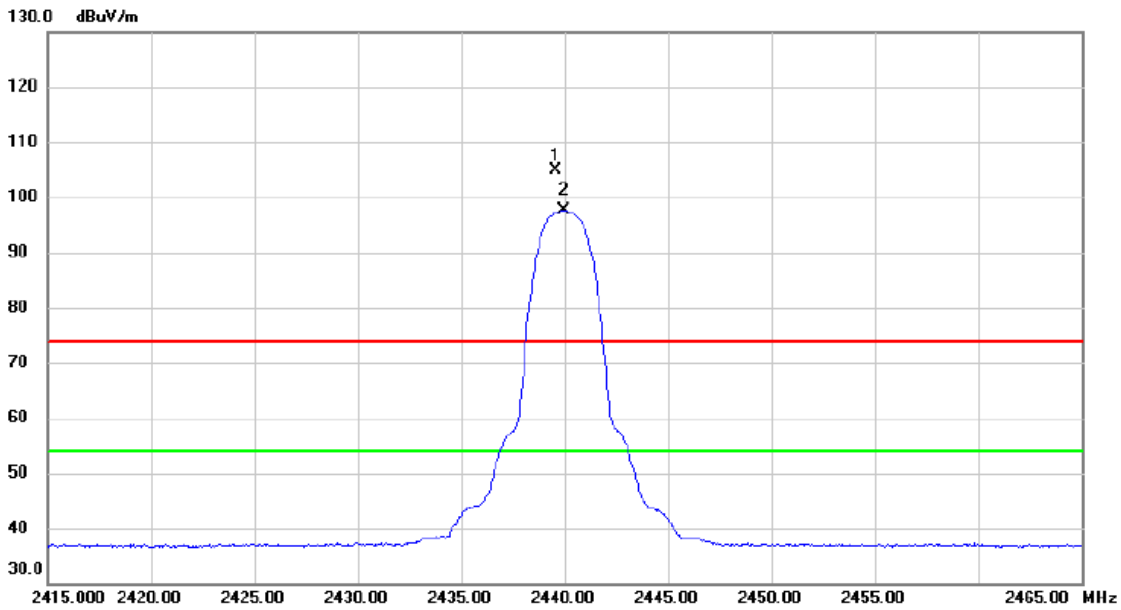
No. Mk.	Freq. MHz	Reading Level dBuV	Correct Factor dB	Measure- ment dBuV/m	Limit dBuV/m	Margin dB	Detector	Comment
1 *	24740.483	16.87	30.17	47.04	60.00	-12.96	AVG	
2	24740.500	25.27	30.17	55.44	80.00	-24.56	peak	

REMARKS:

- (1) Measurement Value = Reading Level + Correct Factor.
- (2) Margin Level = Measurement Value - Limit Value.

Test Mode: TX 2440 MHz _CH18_UHD 2M 8DPSK

Vertical



No. Mk.	Freq. MHz	Reading Level dBuV	Correct Factor dB	Measurement dBuV/m	Limit dBuV/m	Margin dB	Detector	Comment
1 X	2439.550	97.97	6.85	104.82	74.00	30.82	peak	No Limit
2 *	2439.950	90.73	6.84	97.57	54.00	43.57	AVG	No Limit

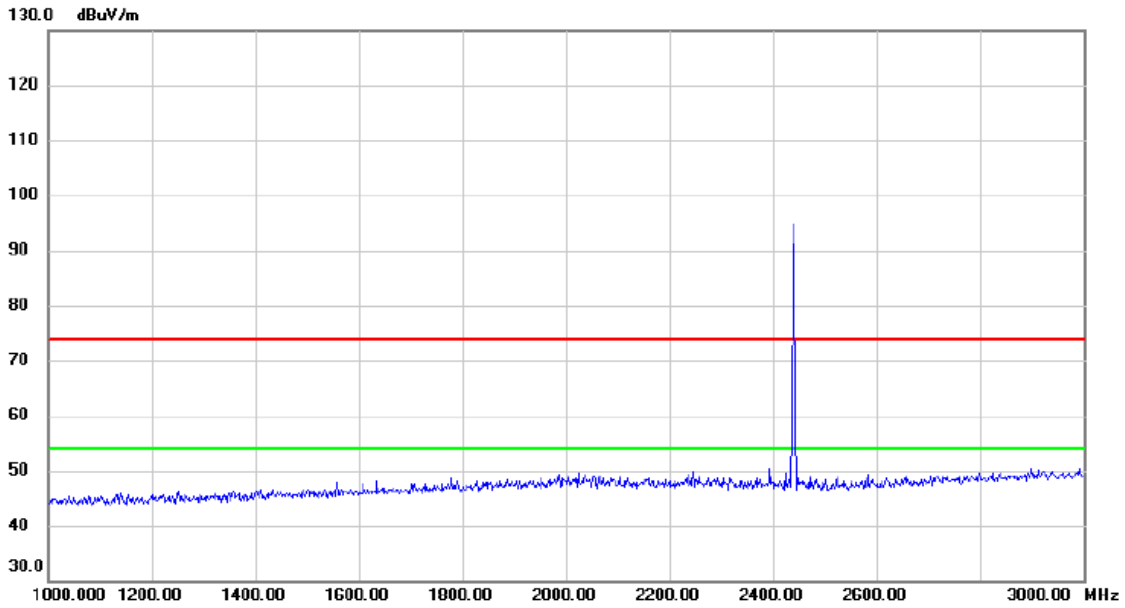
REMARKS:

(1) Measurement Value = Reading Level + Correct Factor.

(2) Margin Level = Measurement Value - Limit Value.

Test Mode: TX 2440 MHz _CH18_UHD 2M 8DPSK

Vertical



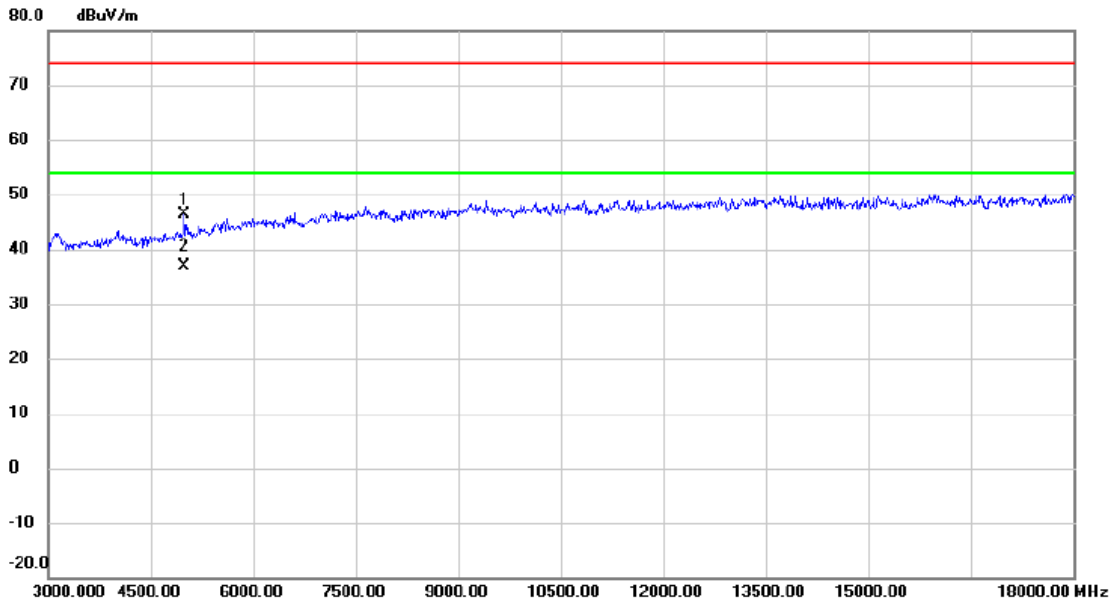
No.	Mk.	Freq.	Reading Level	Correct Factor	Measurement	Limit	Margin	Detector	Comment
		MHz	dBuV	dB	dBuV/m	dBuV/m	dB		

REMARKS:

- (1) Measurement Value = Reading Level + Correct Factor.
- (2) Margin Level = Measurement Value - Limit Value.

Test Mode:	TX 2440 MHz _CH18_UHD 2M 8DPSK
------------	--------------------------------

Vertical



No.	Mk.	Freq.	Reading Level	Correct Factor	Measurement	Limit	Margin	Detector	Comment
		MHz	dBuV	dB	dBuV/m	dBuV/m	dB		
1		4995.000	42.24	4.12	46.36	74.00	-27.64	peak	
2	*	4995.251	32.86	4.12	36.98	54.00	-17.02	AVG	

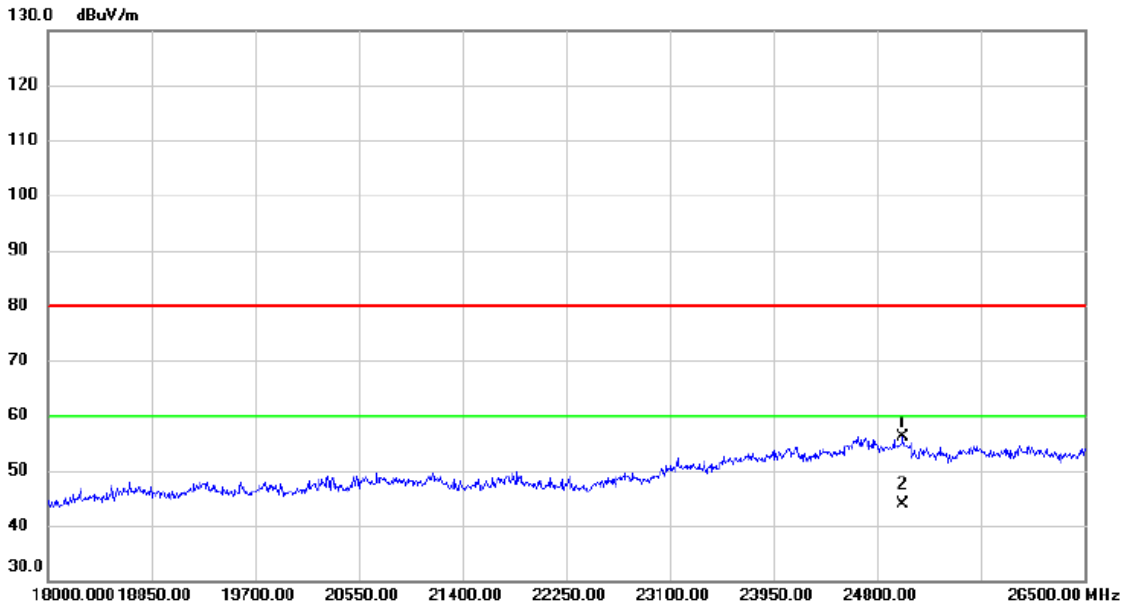
REMARKS:

(1) Measurement Value = Reading Level + Correct Factor.

(2) Margin Level = Measurement Value - Limit Value.

Test Mode: TX 2440 MHz _CH18_UHD 2M 8DPSK

Vertical



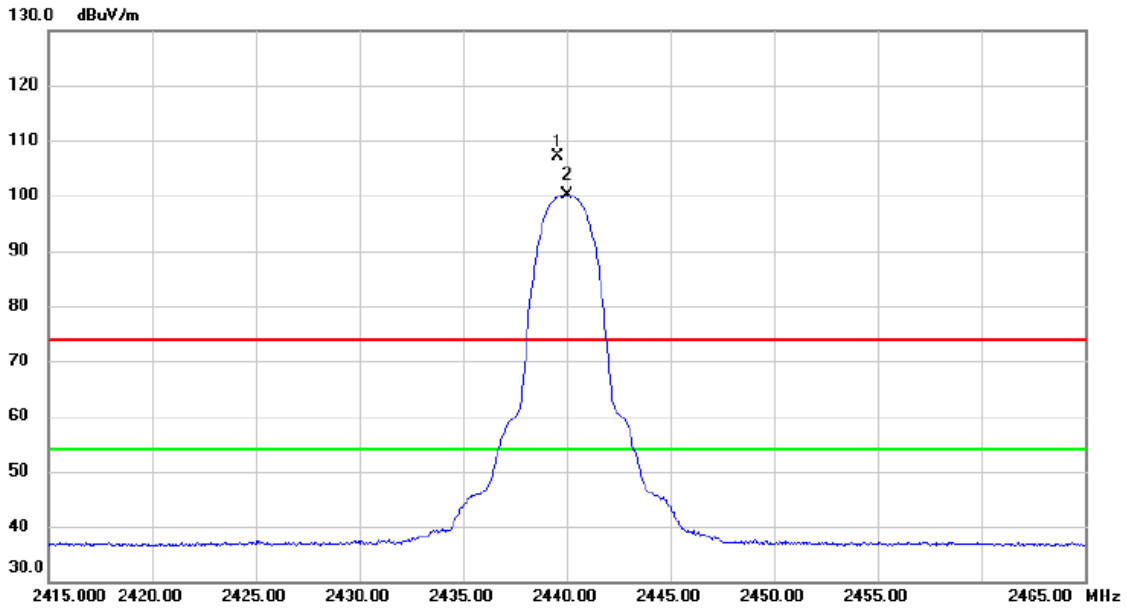
No.	Mk.	Freq. MHz	Reading Level dBuV	Correct Factor dB	Measure- ment dBuV/m	Limit dBuV/m	Margin dB	Detector	Comment
1		25012.500	25.49	30.52	56.01	80.00	-23.99	peak	
2	*	25012.507	13.45	30.52	43.97	60.00	-16.03	AVG	

REMARKS:

- (1) Measurement Value = Reading Level + Correct Factor.
- (2) Margin Level = Measurement Value - Limit Value.

Test Mode: TX 2440 MHz _CH18_UHD 2M 8DPSK

Horizontal



No.	Mk.	Freq. MHz	Reading Level dBuV	Correct Factor dB	Measure- ment dBuV/m	Limit dBuV/m	Margin dB	Detector	Comment
1	X	2439.550	100.24	6.85	107.09	74.00	33.09	peak	No Limit
2	*	2440.000	93.29	6.84	100.13	54.00	46.13	AVG	No Limit

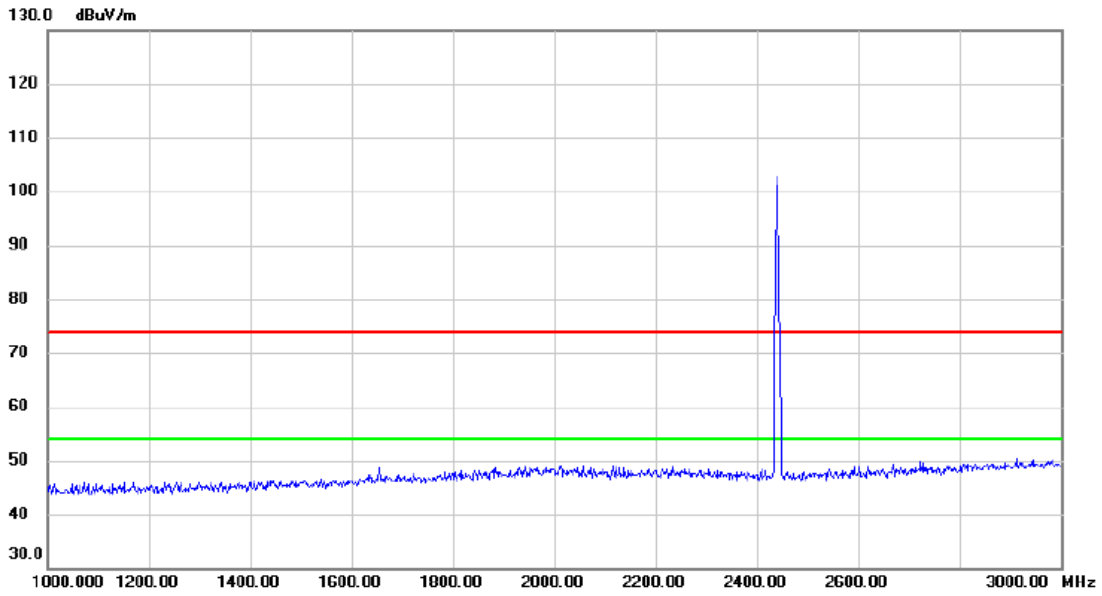
REMARKS:

(1) Measurement Value = Reading Level + Correct Factor.

(2) Margin Level = Measurement Value - Limit Value.

Test Mode: TX 2440 MHz _CH18_UHD 2M 8DPSK

Horizontal



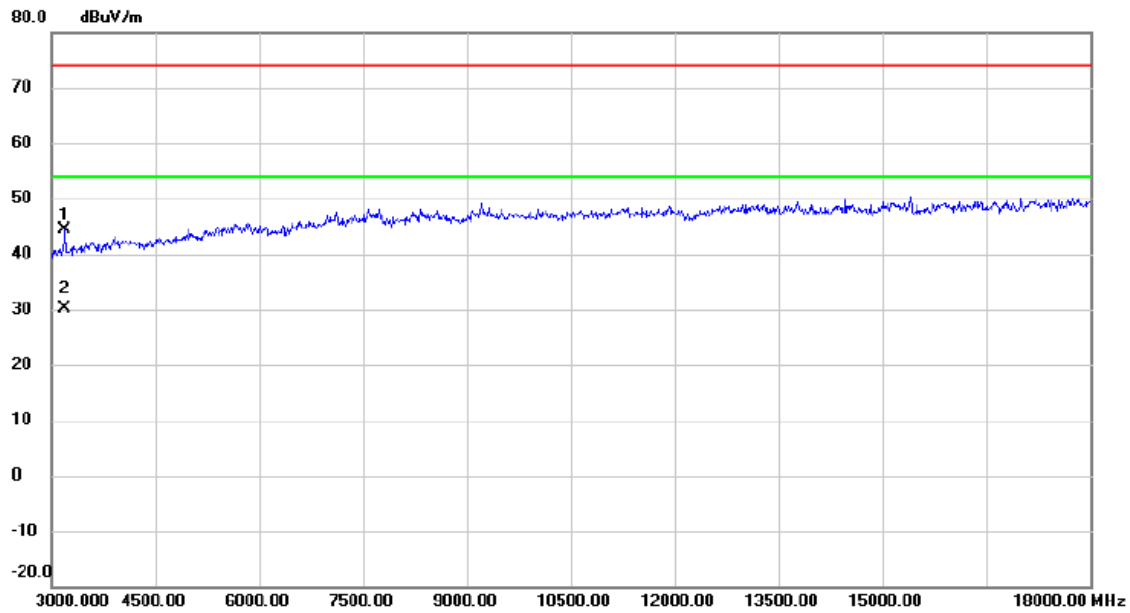
No.	Mk.	Freq.	Reading Level	Correct Factor	Measurement	Limit	Margin	Detector	Comment
		MHz	dBuV	dB	dBuV/m	dBuV/m	dB		

REMARKS:

- (1) Measurement Value = Reading Level + Correct Factor.
- (2) Margin Level = Measurement Value - Limit Value.

Test Mode: TX 2440 MHz _CH18_UHD 2M 8DPSK

Horizontal



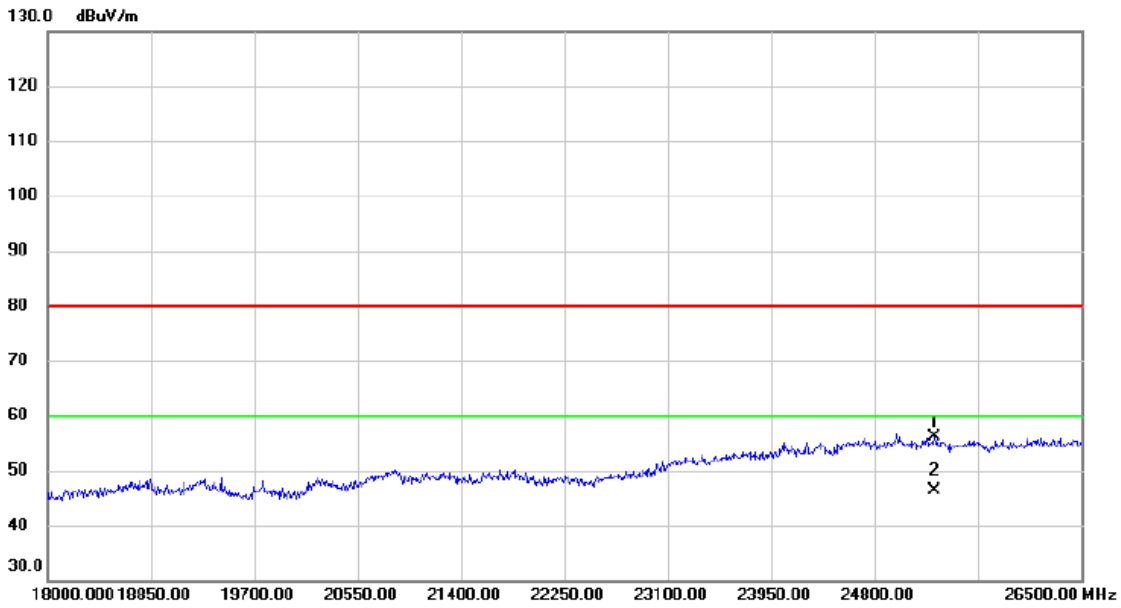
No.	Mk.	Freq.	Reading Level	Correct Factor	Measurement	Limit	Margin	Detector	Comment
		MHz	dBuV	dB	dBuV/m	dBuV/m	dB		
1		3195.000	44.15	0.18	44.33	74.00	-29.67	peak	
2	*	3195.632	30.03	0.19	30.22	54.00	-23.78	AVG	

REMARKS:

- (1) Measurement Value = Reading Level + Correct Factor.
- (2) Margin Level = Measurement Value - Limit Value.

Test Mode: TX 2440 MHz _CH18_UHD 2M 8DPSK

Horizontal



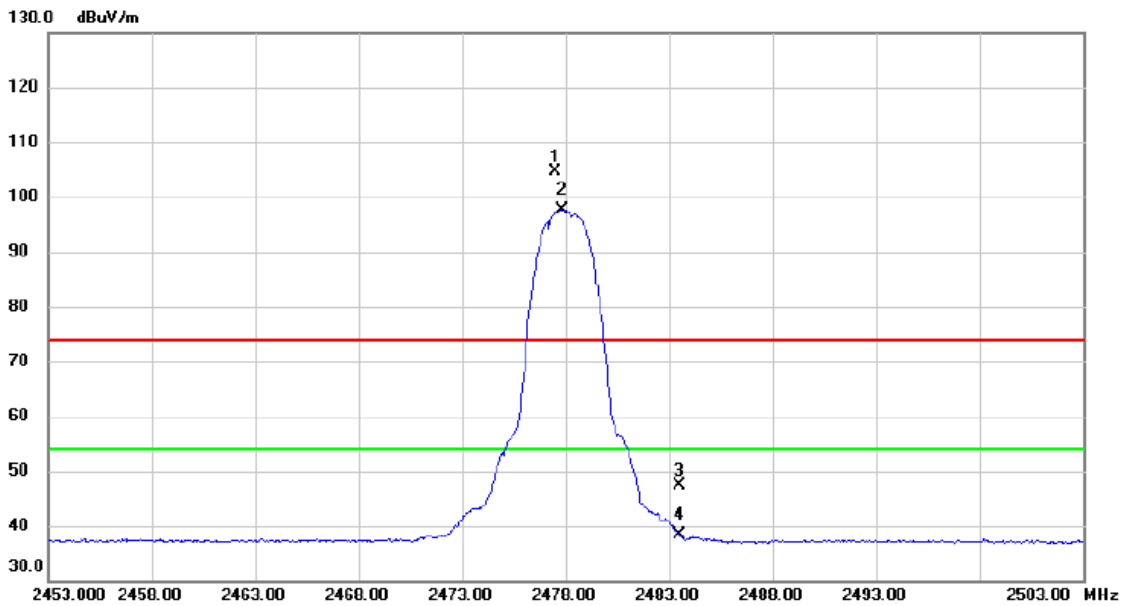
No.	Mk.	Freq. MHz	Reading Level dBuV	Correct Factor dB	Measure- ment dBuV/m	Limit dBuV/m	Margin dB	Detector	Comment
1		25293.000	25.79	30.26	56.05	80.00	-23.95	peak	
2	*	25293.214	16.00	30.26	46.26	60.00	-13.74	AVG	

REMARKS:

- (1) Measurement Value = Reading Level + Correct Factor.
- (2) Margin Level = Measurement Value - Limit Value.

Test Mode: TX 2478 MHz _CH37_UHD 2M 8DPSK

Vertical



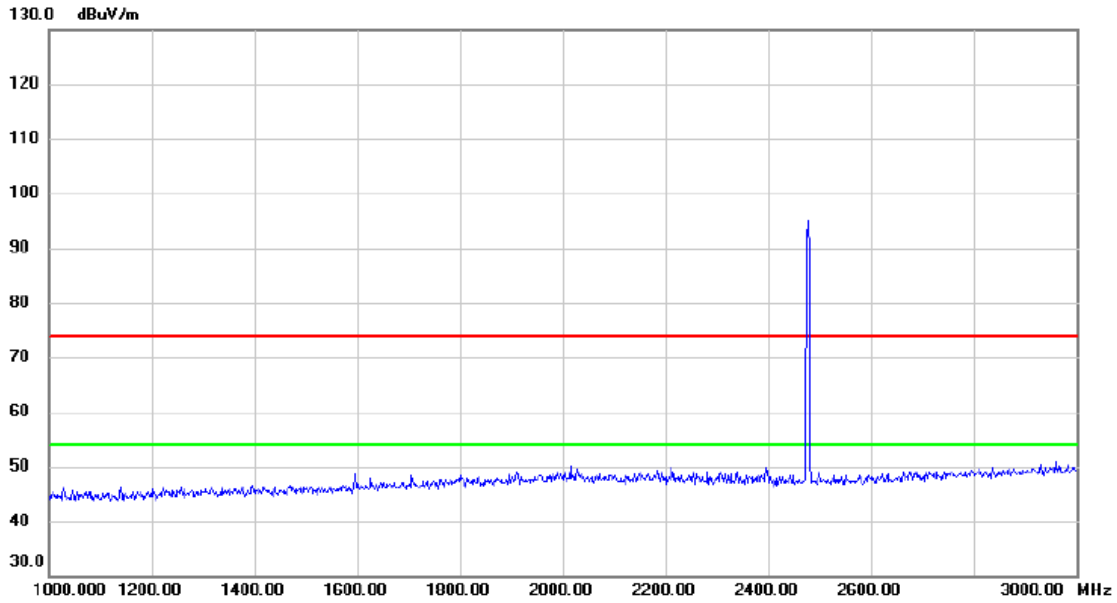
No.	Mk.	Freq. MHz	Reading Level dBuV	Correct Factor dB	Measure- ment dBuV/m	Limit dBuV/m	Margin dB	Detector	Comment
1	X	2477.500	97.82	6.79	104.61	74.00	30.61	peak	No Limit
2	*	2477.850	90.76	6.80	97.56	54.00	43.56	AVG	No Limit
3		2483.500	40.64	6.80	47.44	74.00	-26.56	peak	
4		2483.500	31.64	6.80	38.44	54.00	-15.56	AVG	

REMARKS:

- (1) Measurement Value = Reading Level + Correct Factor.
- (2) Margin Level = Measurement Value - Limit Value.

Test Mode: TX 2478 MHz _CH37_UHD 2M 8DPSK

Vertical



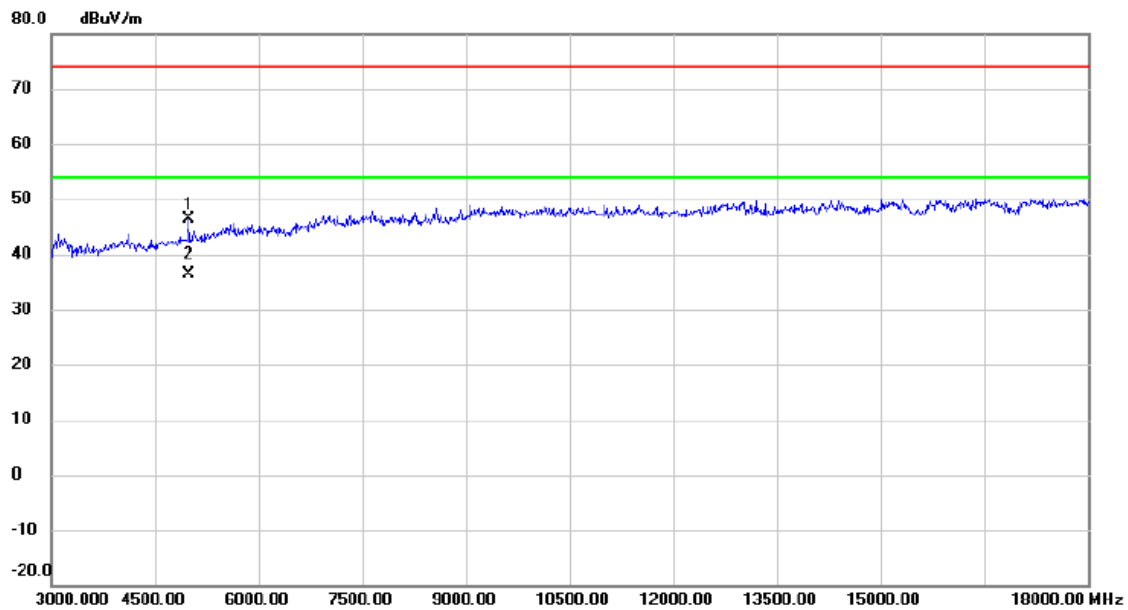
No.	Mk.	Freq.	Reading Level	Correct Factor	Measurement	Limit	Margin	Detector	Comment
		MHz	dBuV	dB	dBuV/m	dBuV/m	dB		

REMARKS:

- (1) Measurement Value = Reading Level + Correct Factor.
- (2) Margin Level = Measurement Value - Limit Value.

Test Mode: TX 2478 MHz _CH37_UHD 2M 8DPSK

Vertical



No.	Mk.	Freq. MHz	Reading Level dBuV	Correct Factor dB	Measure- ment dBuV/m	Limit dBuV/m	Margin dB	Detector	Comment
1		4980.000	42.32	4.07	46.39	74.00	-27.61	peak	
2	*	4981.362	32.23	4.07	36.30	54.00	-17.70	AVG	

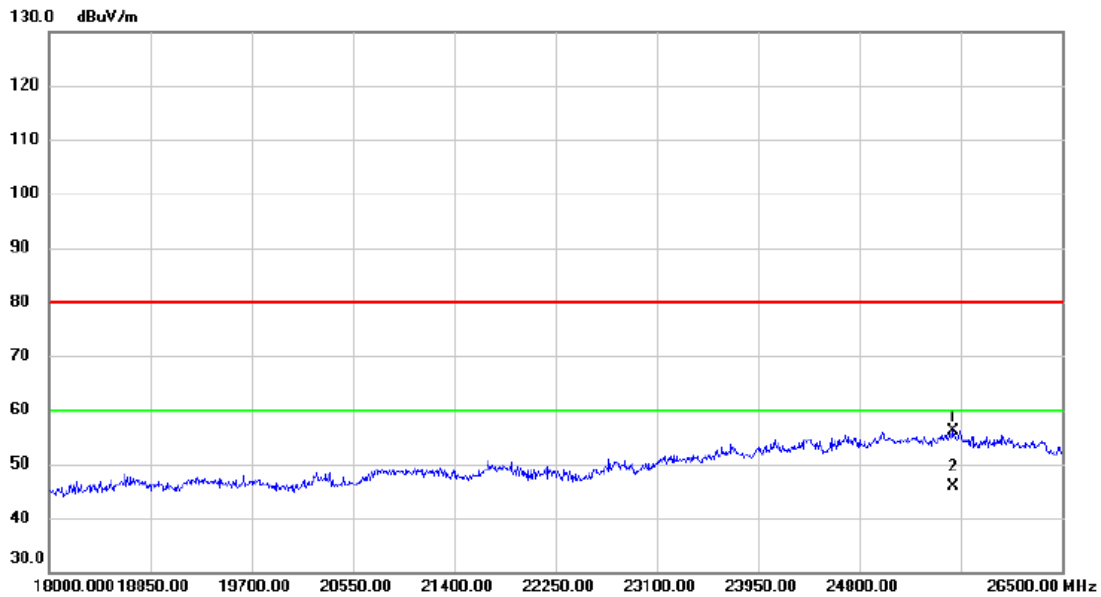
REMARKS:

(1) Measurement Value = Reading Level + Correct Factor.

(2) Margin Level = Measurement Value - Limit Value.

Test Mode: TX 2478 MHz _CH37_UHD 2M 8DPSK

Vertical



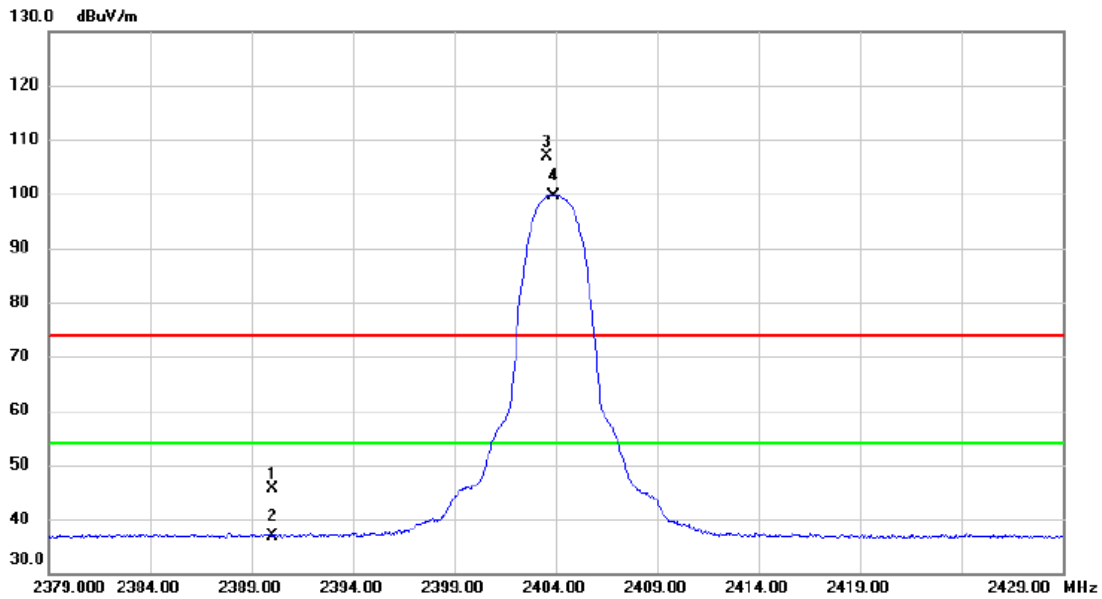
No.	Mk.	Freq. MHz	Reading Level dBuV	Correct Factor dB	Measure- ment dBuV/m	Limit dBuV/m	Margin dB	Detector	Comment
1		25582.000	25.96	30.13	56.09	80.00	-23.91	peak	
2	*	25582.116	15.86	30.13	45.99	60.00	-14.01	AVG	

REMARKS:

- (1) Measurement Value = Reading Level + Correct Factor.
- (2) Margin Level = Measurement Value - Limit Value.

Test Mode: TX 2478 MHz _CH37_UHD 2M 8DPSK

Horizontal



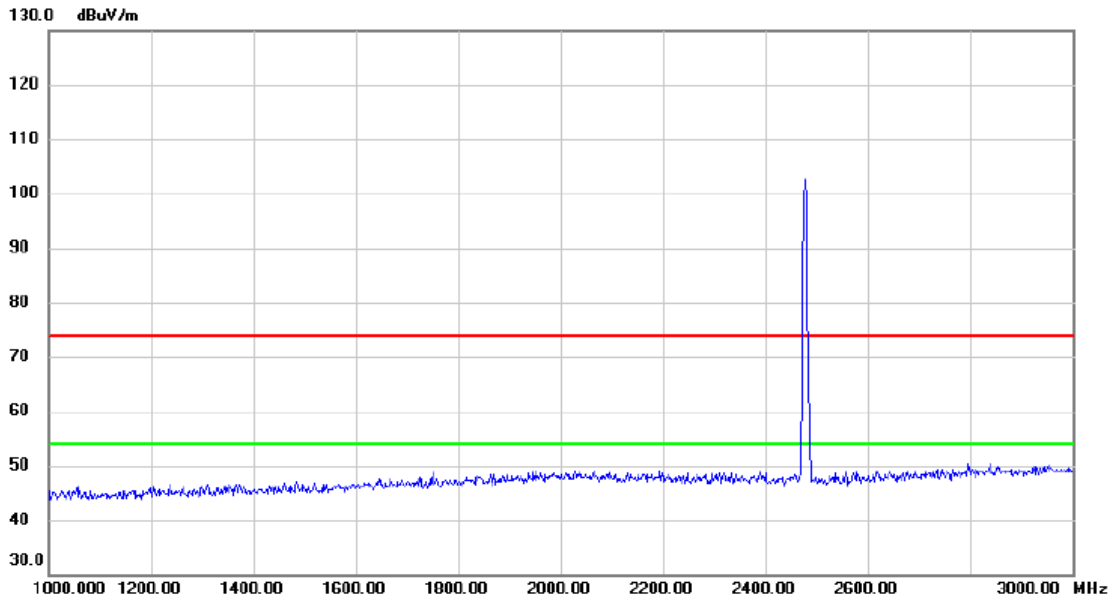
No.	Mk.	Freq. MHz	Reading Level dBuV	Correct Factor dB	Measure- ment dBuV/m	Limit dBuV/m	Margin dB	Detector	Comment
1		2390.000	38.67	6.89	45.56	74.00	-28.44	peak	
2		2390.000	30.11	6.89	37.00	54.00	-17.00	AVG	
3	X	2403.600	100.10	6.88	106.98	74.00	32.98	peak	No Limit
4	*	2403.900	92.86	6.88	99.74	54.00	45.74	AVG	No Limit

REMARKS:

- (1) Measurement Value = Reading Level + Correct Factor.
- (2) Margin Level = Measurement Value - Limit Value.

Test Mode: TX 2478 MHz _CH37_UHD 2M 8DPSK

Horizontal



No.	Mk.	Freq.	Reading Level	Correct Factor	Measurement	Limit	Margin	Detector	Comment
		MHz	dBuV	dB	dBuV/m	dBuV/m	dB		

REMARKS:

- (1) Measurement Value = Reading Level + Correct Factor.
- (2) Margin Level = Measurement Value - Limit Value.

Test Mode: TX 2478 MHz _CH37_UHD 2M 8DPSK

Horizontal



No.	Mk.	Freq. MHz	Reading Level dBuV	Correct Factor dB	Measure- ment dBuV/m	Limit dBuV/m	Margin dB	Detector	Comment
1	*	7739.852	30.13	9.50	39.63	54.00	-14.37	AVG	
2		7740.000	37.69	9.50	47.19	74.00	-26.81	peak	

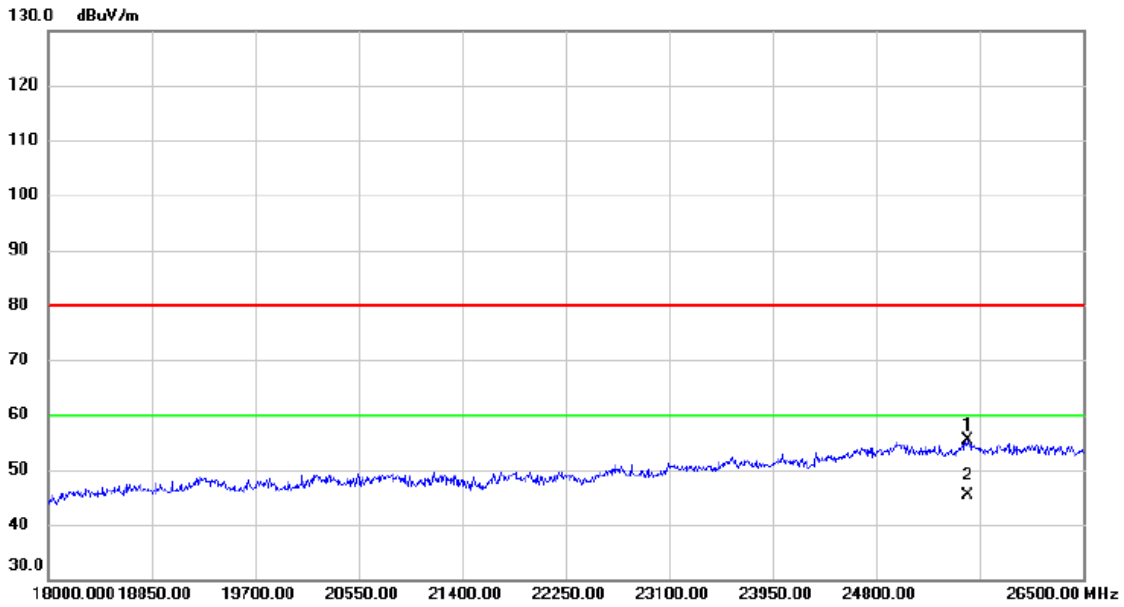
REMARKS:

(1) Measurement Value = Reading Level + Correct Factor.

(2) Margin Level = Measurement Value - Limit Value.

Test Mode: TX 2478 MHz _CH37_UHD 2M 8DPSK

Horizontal



No.	Mk.	Freq. MHz	Reading Level dBuV	Correct Factor dB	Measure- ment dBuV/m	Limit dBuV/m	Margin dB	Detector	Comment
1		25548.000	25.22	30.11	55.33	80.00	-24.67	peak	
2	*	25548.214	15.21	30.11	45.32	60.00	-14.68	AVG	

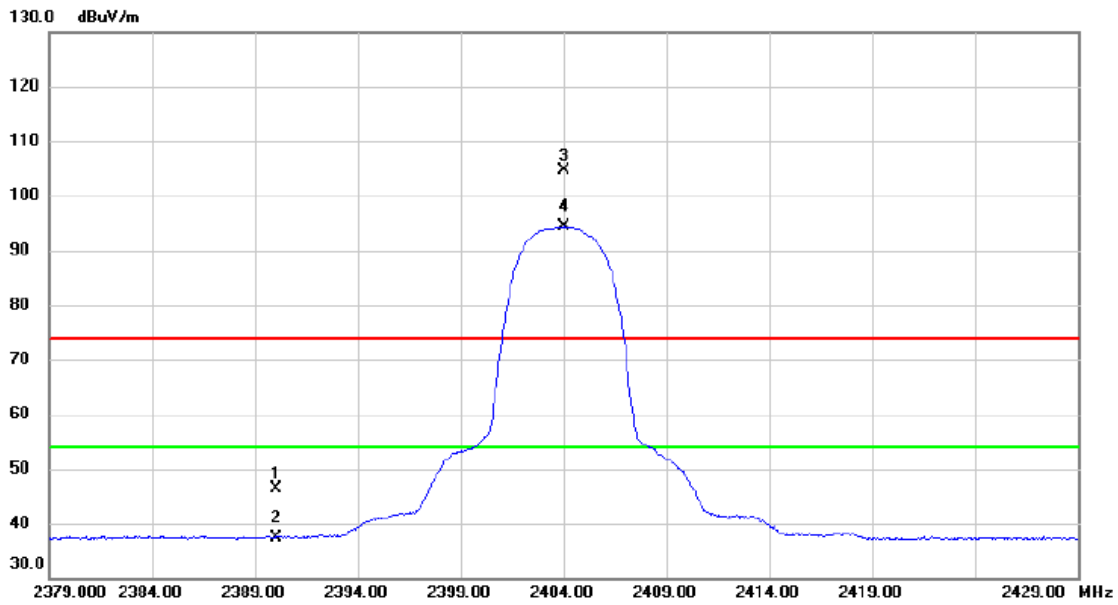
REMARKS:

(1) Measurement Value = Reading Level + Correct Factor.

(2) Margin Level = Measurement Value - Limit Value.

Test Mode: TX 2404 MHz _CH00_UHD 4M $\pi/4$ -DQPSK

Vertical



No.	Mk.	Freq. MHz	Reading Level dBuV	Correct Factor dB	Measure- ment dBuV/m	Limit dBuV/m	Margin dB	Detector	Comment
1		2390.000	39.41	6.89	46.30	74.00	-27.70	peak	
2		2390.000	30.54	6.89	37.43	54.00	-16.57	AVG	
3	X	2404.000	97.68	6.88	104.56	74.00	30.56	peak	No Limit
4	*	2404.050	87.41	6.88	94.29	54.00	40.29	AVG	No Limit

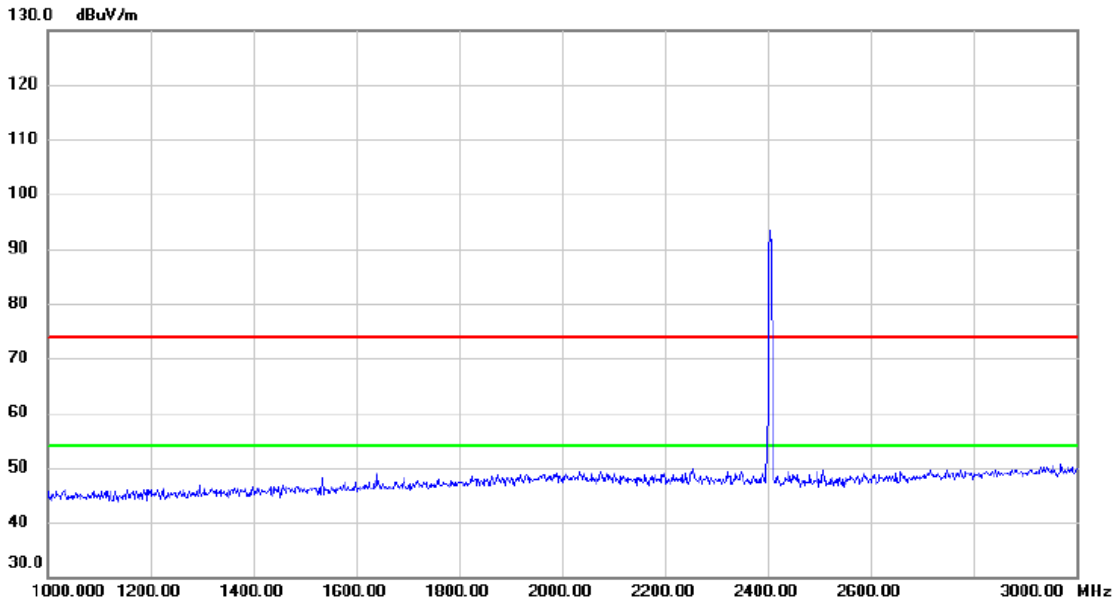
REMARKS:

(1) Measurement Value = Reading Level + Correct Factor.

(2) Margin Level = Measurement Value - Limit Value.

Test Mode: TX 2404 MHz _CH00_UHD 4M π/4-DQPSK

Vertical



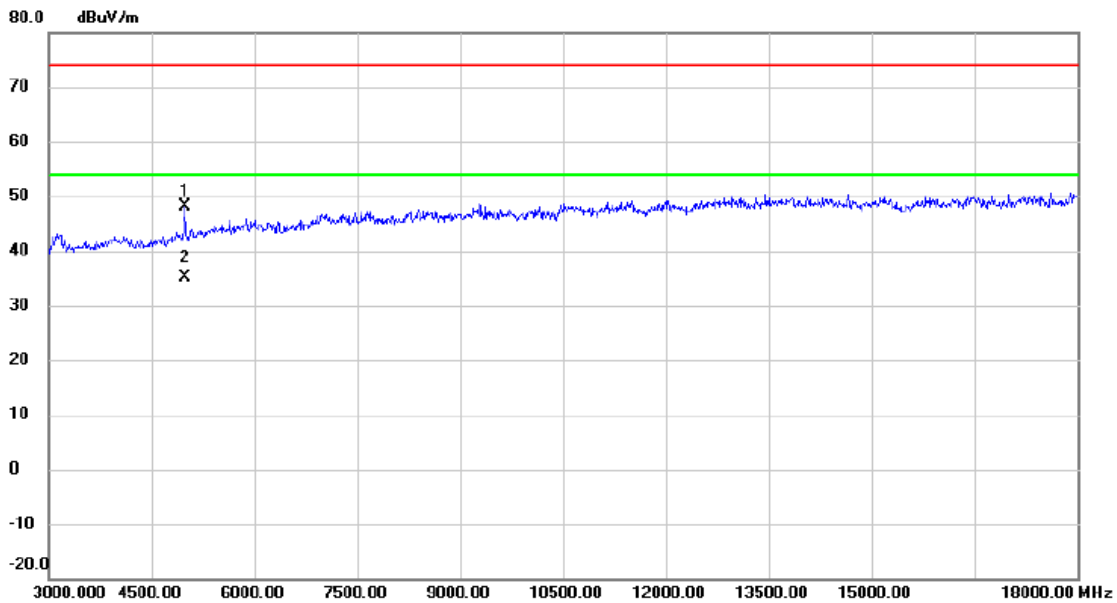
No.	Mk.	Freq.	Reading Level	Correct Factor	Measurement	Limit	Margin	Detector	Comment
		MHz	dBuV	dB	dBuV/m	dBuV/m	dB		
		2404.000	45.0	50.0	95.0	75.0	20.0		

REMARKS:

- (1) Measurement Value = Reading Level + Correct Factor.
- (2) Margin Level = Measurement Value - Limit Value.

Test Mode: TX 2404 MHz _CH00_UHD 4M π/4-DQPSK

Vertical



No.	Mk.	Freq. MHz	Reading Level dBuV	Correct Factor dB	Measure- ment dBuV/m	Limit dBuV/m	Margin dB	Detector	Comment
1		4980.000	44.17	4.07	48.24	74.00	-25.76	peak	
2	*	4980.000	30.95	4.07	35.02	54.00	-18.98	AVG	

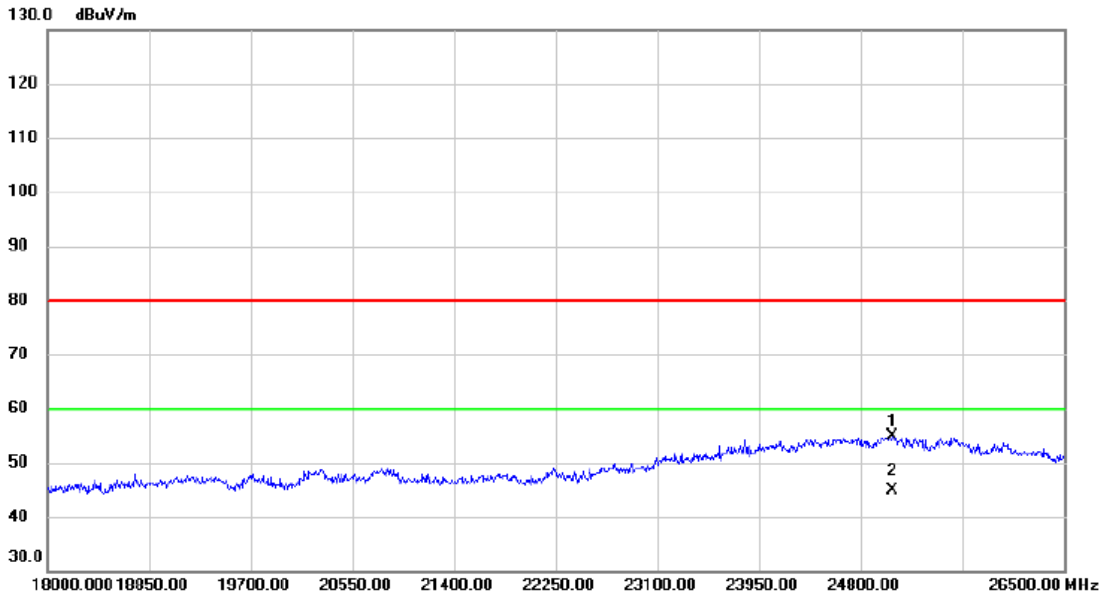
REMARKS:

(1) Measurement Value = Reading Level + Correct Factor.

(2) Margin Level = Measurement Value - Limit Value.

Test Mode: TX 2404 MHz _CH00_UHD 4M π/4-DQPSK

Vertical



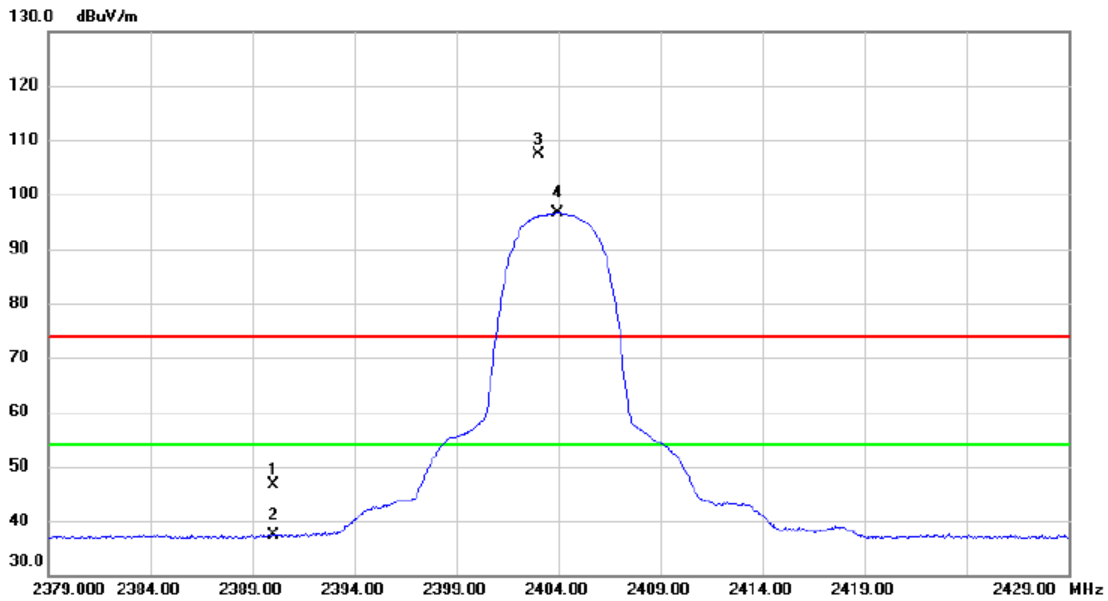
No.	Mk.	Freq. MHz	Reading Level dBuV	Correct Factor dB	Measure- ment dBuV/m	Limit dBuV/m	Margin dB	Detector	Comment
1		25063.500	24.40	30.47	54.87	80.00	-25.13	peak	
2	*	25063.541	14.52	30.47	44.99	60.00	-15.01	AVG	

REMARKS:

- (1) Measurement Value = Reading Level + Correct Factor.
- (2) Margin Level = Measurement Value - Limit Value.

Test Mode: TX 2404 MHz _CH00_UHD 4M $\pi/4$ -DQPSK

Horizontal

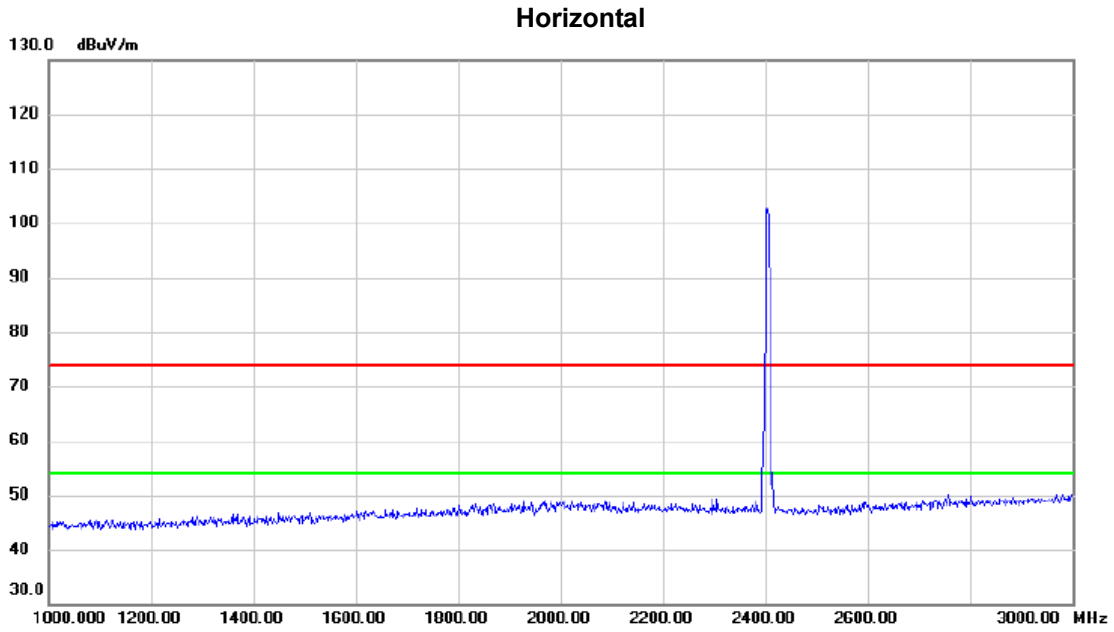


No.	Mk.	Freq. MHz	Reading Level dBuV	Correct Factor dB	Measure- ment dBuV/m	Limit dBuV/m	Margin dB	Detector	Comment
1		2390.000	39.66	6.89	46.55	74.00	-27.45	peak	
2		2390.000	30.41	6.89	37.30	54.00	-16.70	AVG	
3	X	2403.000	100.42	6.87	107.29	74.00	33.29	peak	No Limit
4	*	2403.950	89.67	6.88	96.55	54.00	42.55	AVG	No Limit

REMARKS:

- (1) Measurement Value = Reading Level + Correct Factor.
- (2) Margin Level = Measurement Value - Limit Value.

Test Mode: TX 2404 MHz _CH00_UHD 4M π/4-DQPSK



No.	Mk.	Freq.	Reading Level	Correct Factor	Measurement	Limit	Margin	Detector	Comment
		MHz	dBuV	dB	dBuV/m	dBuV/m	dB		

REMARKS:

- (1) Measurement Value = Reading Level + Correct Factor.
- (2) Margin Level = Measurement Value - Limit Value.