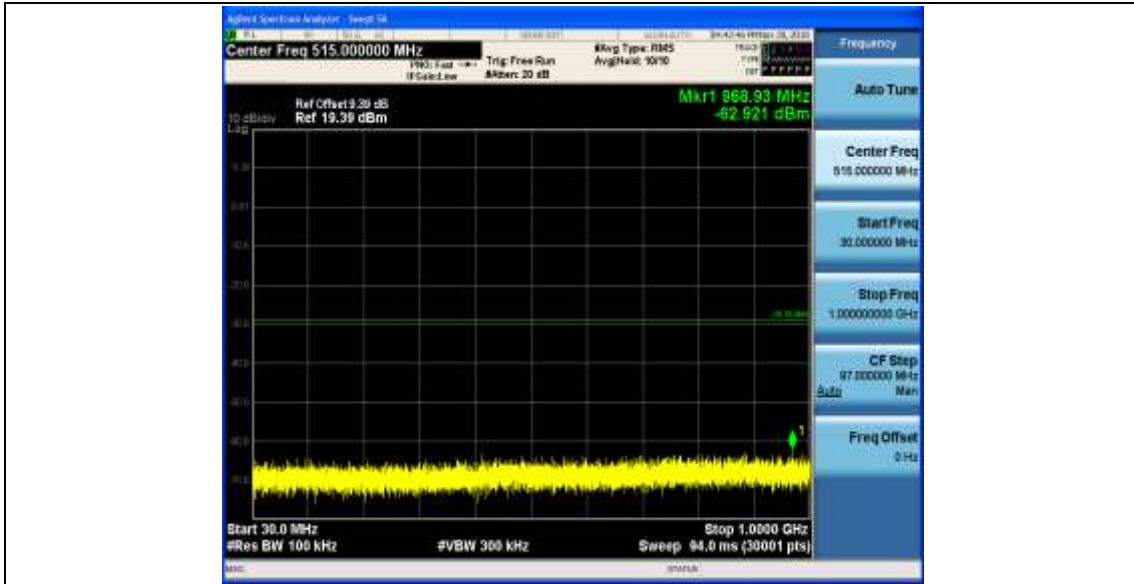




11N40SISO\_Ant2\_2447\_0.009~30



11N40SISO\_Ant2\_2447\_30~1000



11N40SISO\_Ant2\_2447\_1000~26500



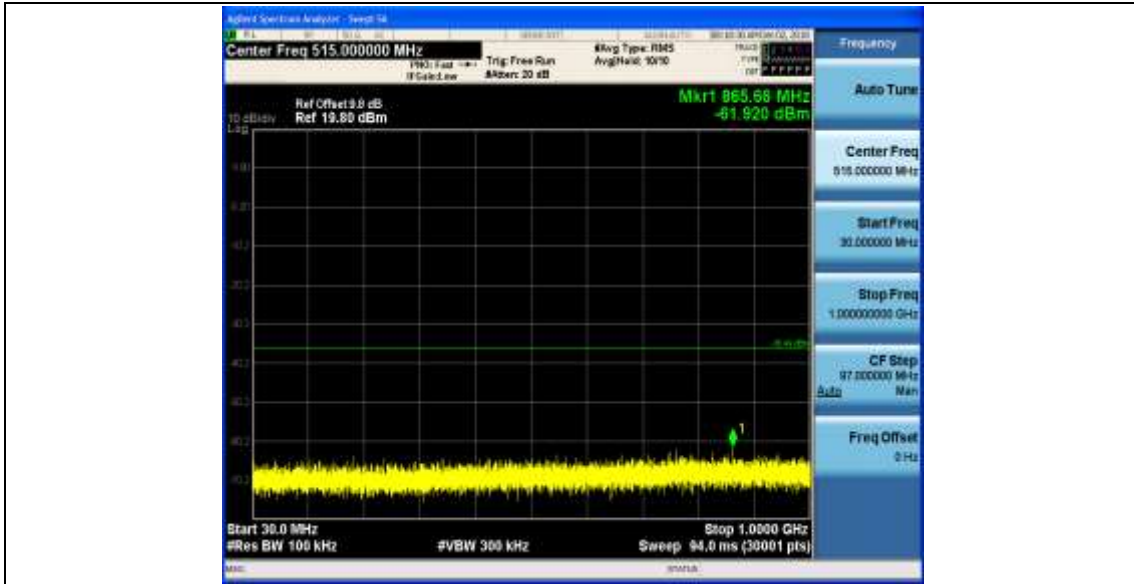
11N40SISO\_Ant1\_2452\_0~Reference



11N40SISO\_Ant1\_2452\_0.009~30



11N40SISO\_Ant1\_2452\_30~1000



11N40SISO\_Ant1\_2452\_1000~26500



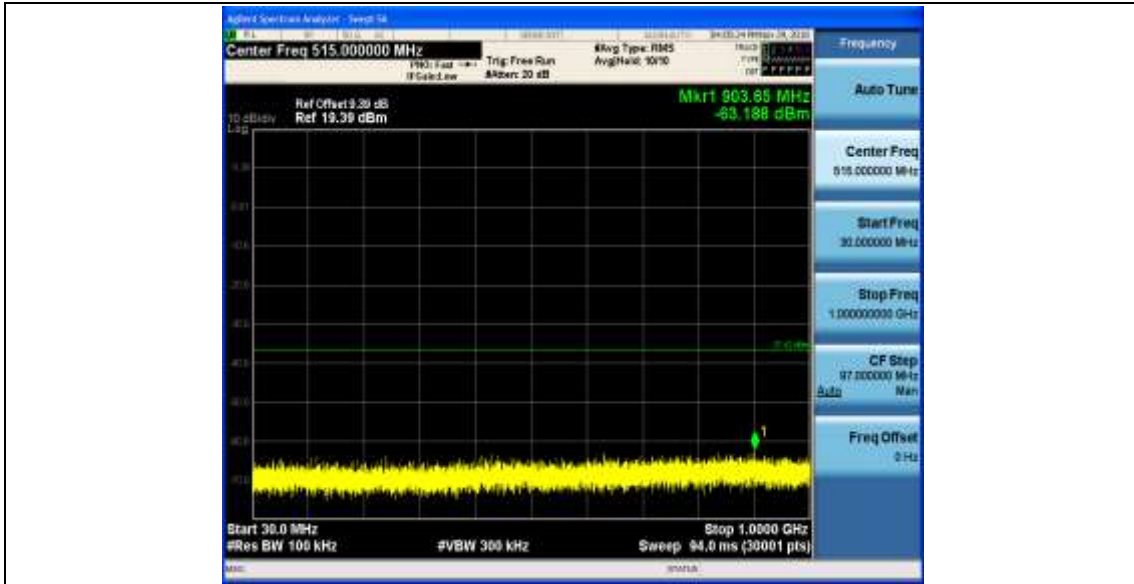
11N40SISO\_Ant2\_2452\_0~Reference



11N40SISO\_Ant2\_2452\_0.009~30



11N40SISO\_Ant2\_2452\_30~1000



11N40SISO\_Ant2\_2452\_1000~26500



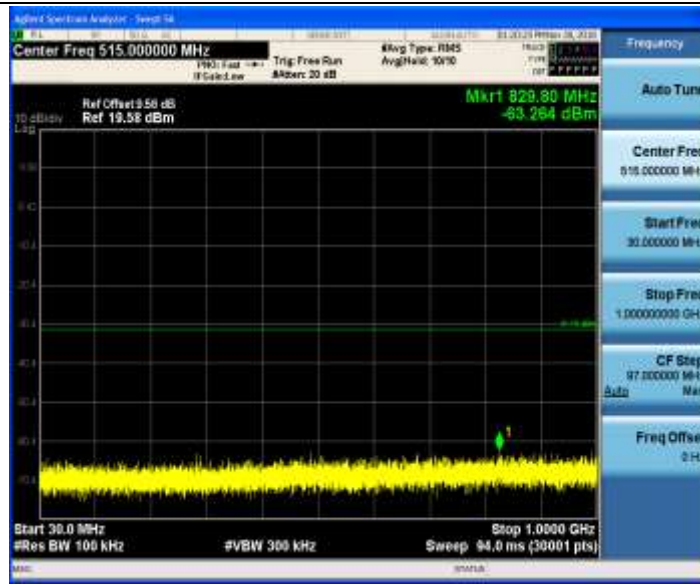
11G-CDD\_Ant1\_2412\_0~Reference



11G-CDD\_Ant1\_2412\_0.009~30



11G-CDD\_Ant1\_2412\_30~1000



11G-CDD\_Ant1\_2412\_1000~26500



11G-CDD\_Ant2\_2412\_0~Reference

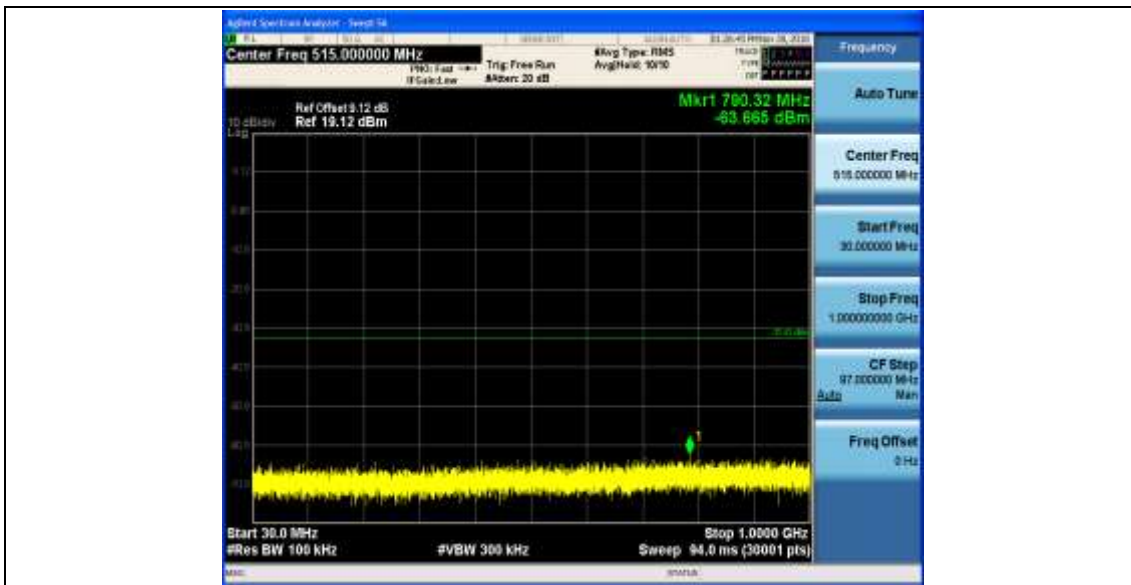




11G-CDD\_Ant2\_2412\_0.009~30



11G-CDD\_Ant2\_2412\_30~1000



11G-CDD\_Ant2\_2412\_1000~26500



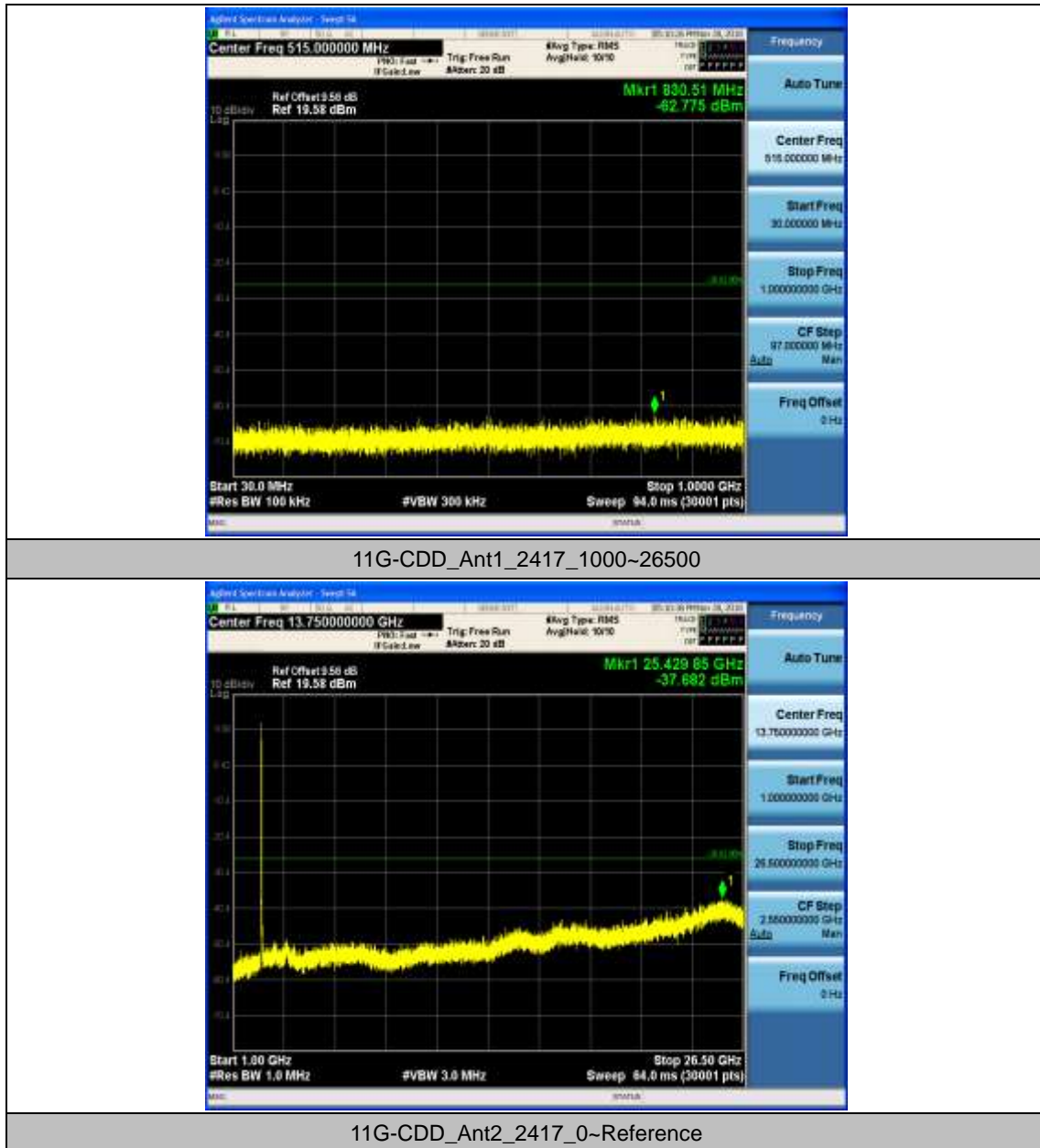
11G-CDD\_Ant1\_2417\_0~Reference



11G-CDD\_Ant1\_2417\_0.009~30



11G-CDD\_Ant1\_2417\_30~1000

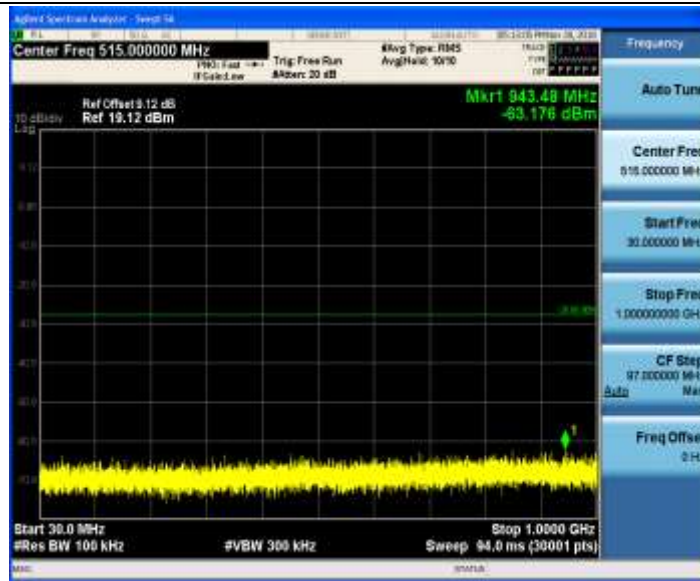




11G-CDD\_Ant2\_2417\_0.009~30



11G-CDD\_Ant2\_2417\_30~1000



11G-CDD\_Ant2\_2417\_1000~26500



11G-CDD\_Ant1\_2437\_0~Reference



11G-CDD\_Ant1\_2437\_0.009~30



11G-CDD\_Ant1\_2437\_30~1000



11G-CDD\_Ant1\_2437\_1000~26500



11G-CDD\_Ant2\_2437\_0~Reference





11G-CDD\_Ant2\_2437\_0.009~30



11G-CDD\_Ant2\_2437\_30~1000



11G-CDD\_Ant2\_2437\_1000~26500



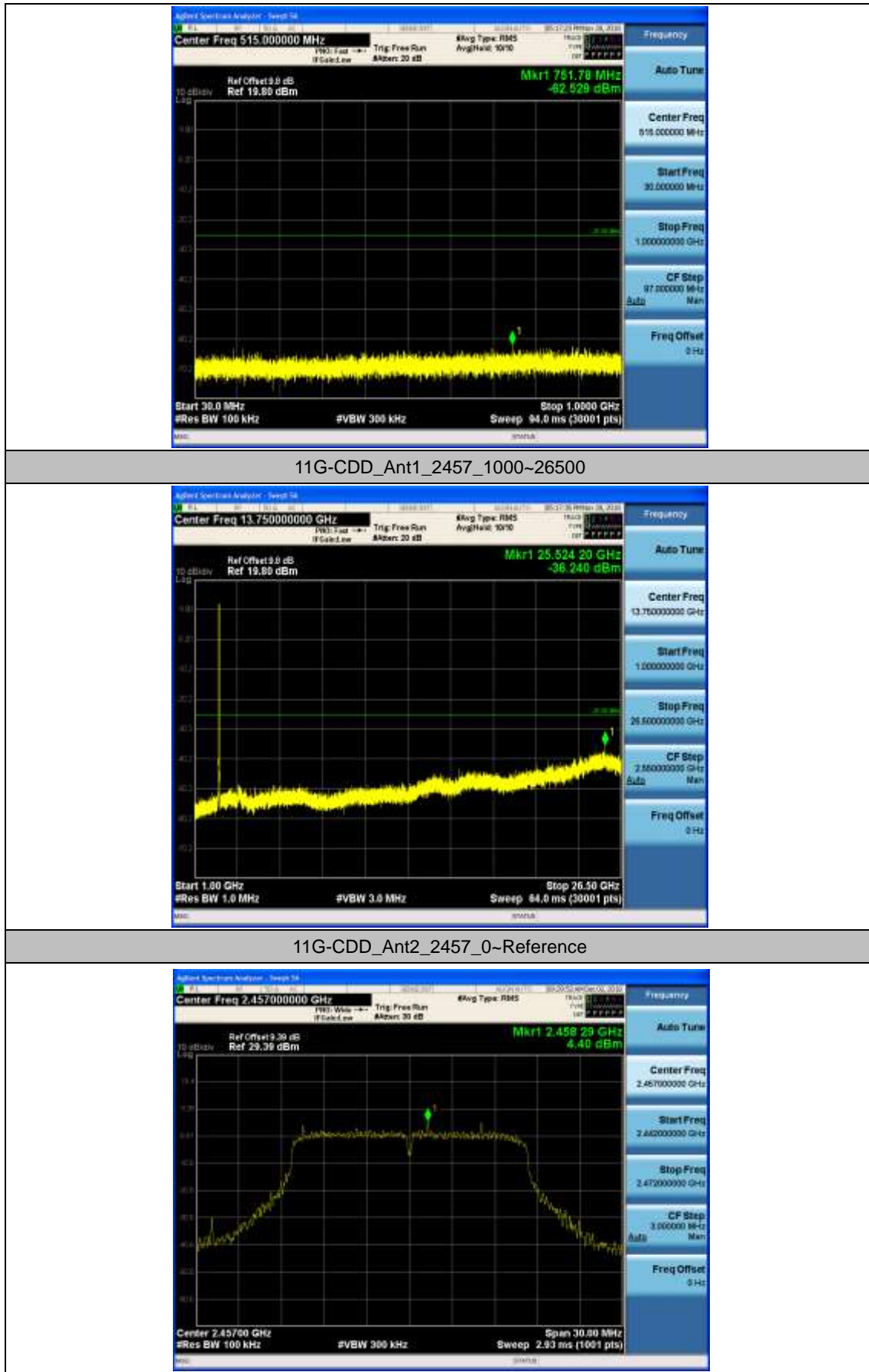
11G-CDD\_Ant1\_2457\_0~Reference



11G-CDD\_Ant1\_2457\_0.009~30



11G-CDD\_Ant1\_2457\_30~1000



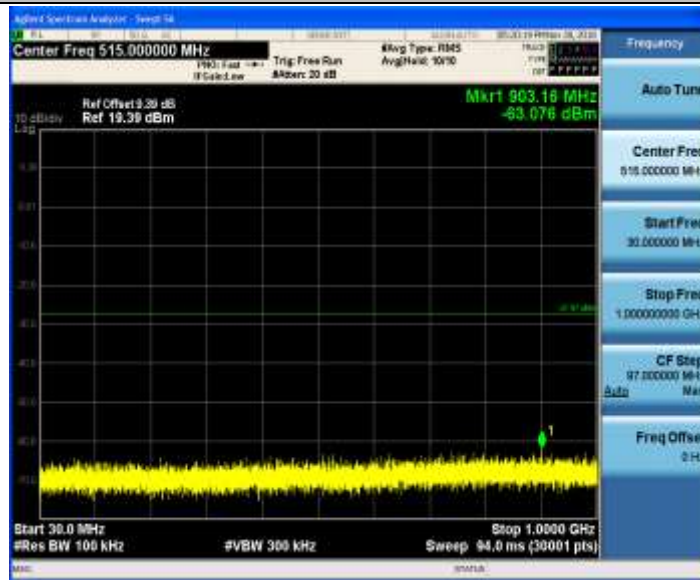
11G-CDD\_Ant1\_2457\_1000~26500

11G-CDD\_Ant2\_2457\_0~Reference

11G-CDD\_Ant2\_2457\_0.009~30



11G-CDD\_Ant2\_2457\_30~1000



11G-CDD\_Ant2\_2457\_1000~26500



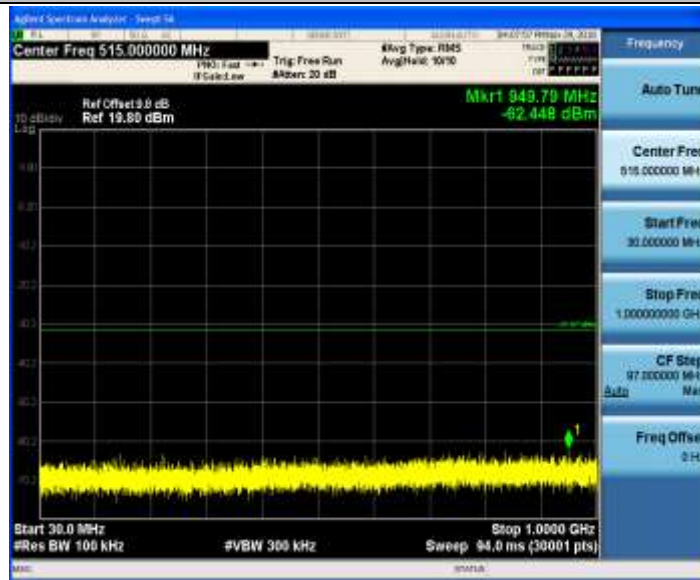
11G-CDD\_Ant1\_2462\_0~Reference



11G-CDD\_Ant1\_2462\_0.009~30



11G-CDD\_Ant1\_2462\_30~1000



11G-CDD\_Ant1\_2462\_1000~26500



11G-CDD\_Ant2\_2462\_0~Reference

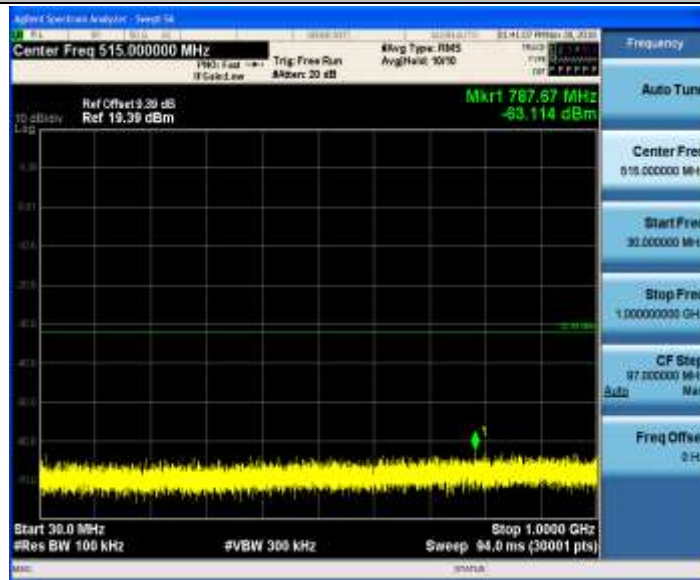


11G-CDD\_Ant2\_2462\_0.009~30





11G-CDD\_Ant2\_2462\_30~1000



11G-CDD\_Ant2\_2462\_1000~26500



11N20MIMO\_Ant1\_2412\_0~Reference



11N20MIMO\_Ant1\_2412\_0.009~30



11N20MIMO\_Ant1\_2412\_30~1000



11N20MIMO\_Ant1\_2412\_1000~26500



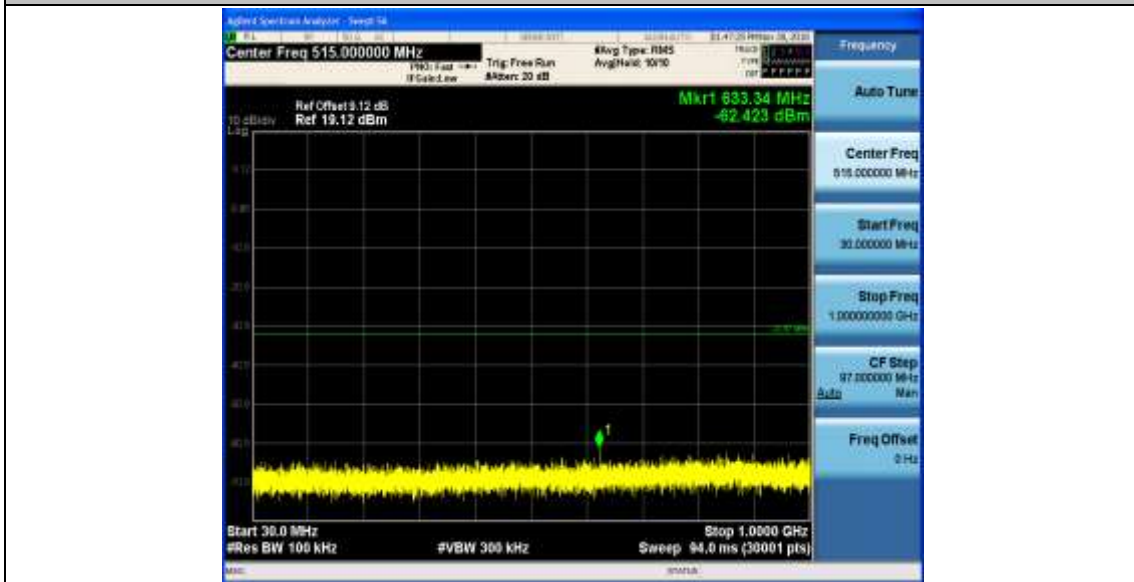
11N20MIMO\_Ant2\_2412\_0~Reference



11N20MIMO\_Ant2\_2412\_0.009~30



11N20MIMO\_Ant2\_2412\_30~1000



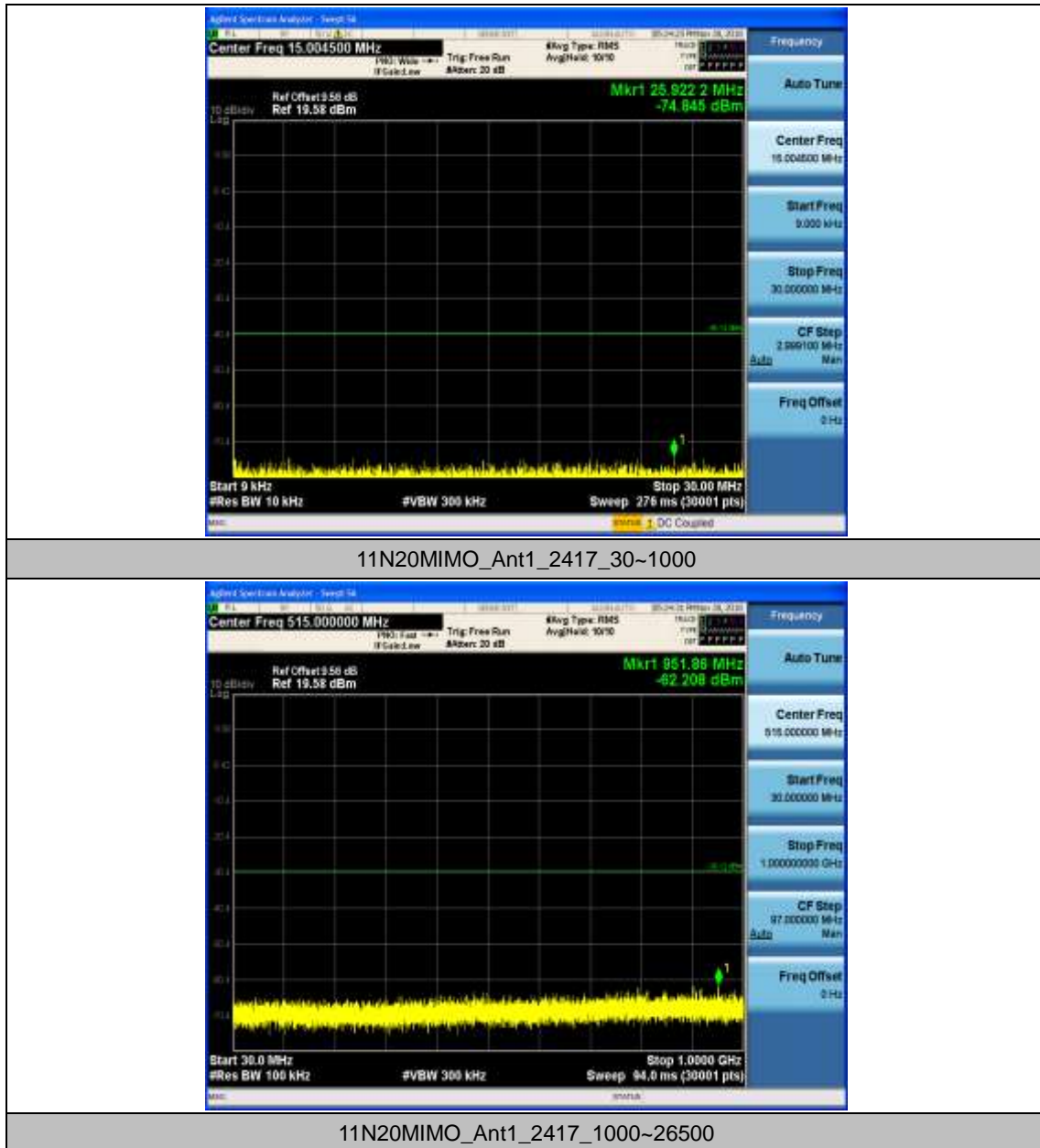
11N20MIMO\_Ant2\_2412\_1000~26500



11N20MIMO\_Ant1\_2417\_0~Reference



11N20MIMO\_Ant1\_2417\_0.009~30



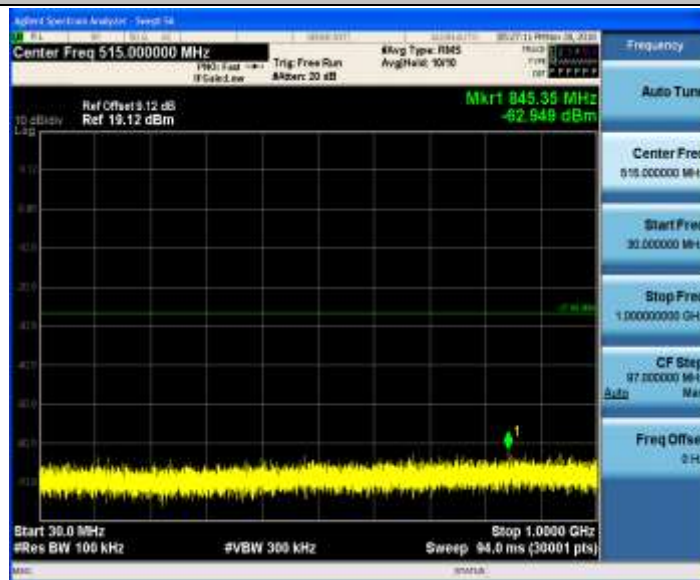


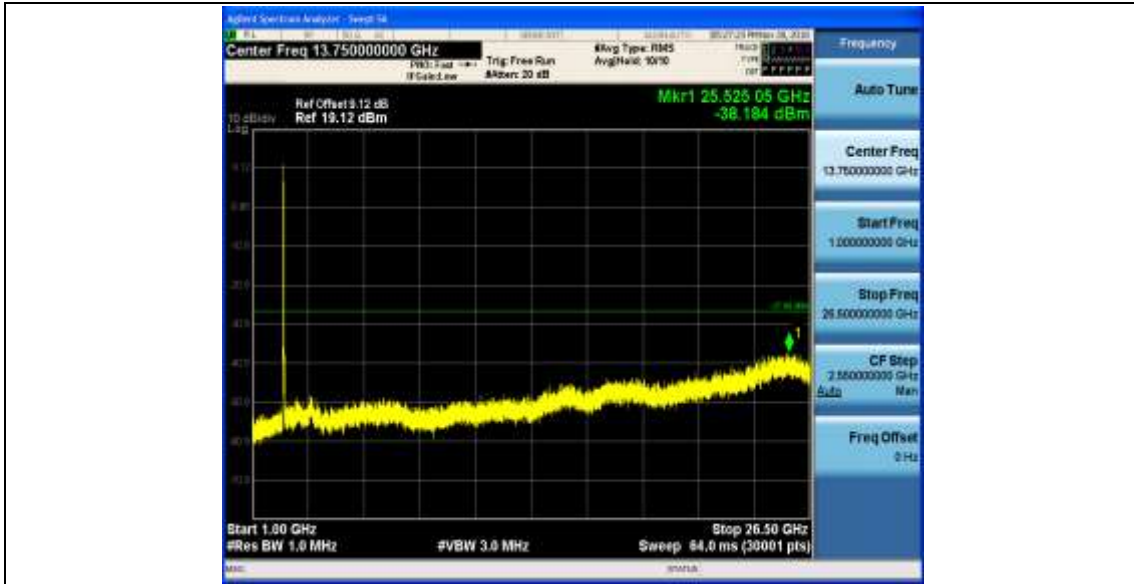
11N20MIMO\_Ant2\_2417\_0~Reference



11N20MIMO\_Ant2\_2417\_0.009~30







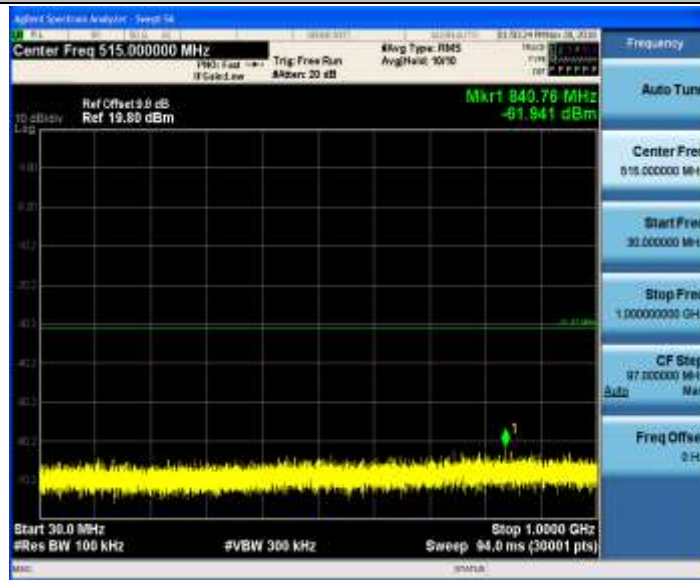
11N20MIMO\_Ant1\_2437\_0~Reference



11N20MIMO\_Ant1\_2437\_0.009~30



11N20MIMO\_Ant1\_2437\_30~1000



11N20MIMO\_Ant1\_2437\_1000~26500



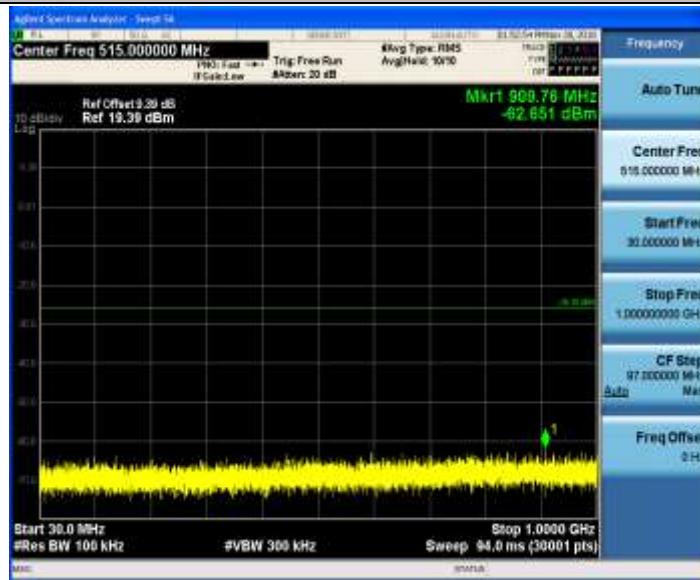
11N20MIMO\_Ant2\_2437\_0~Reference



11N20MIMO\_Ant2\_2437\_0.009~30



11N20MIMO\_Ant2\_2437\_30~1000



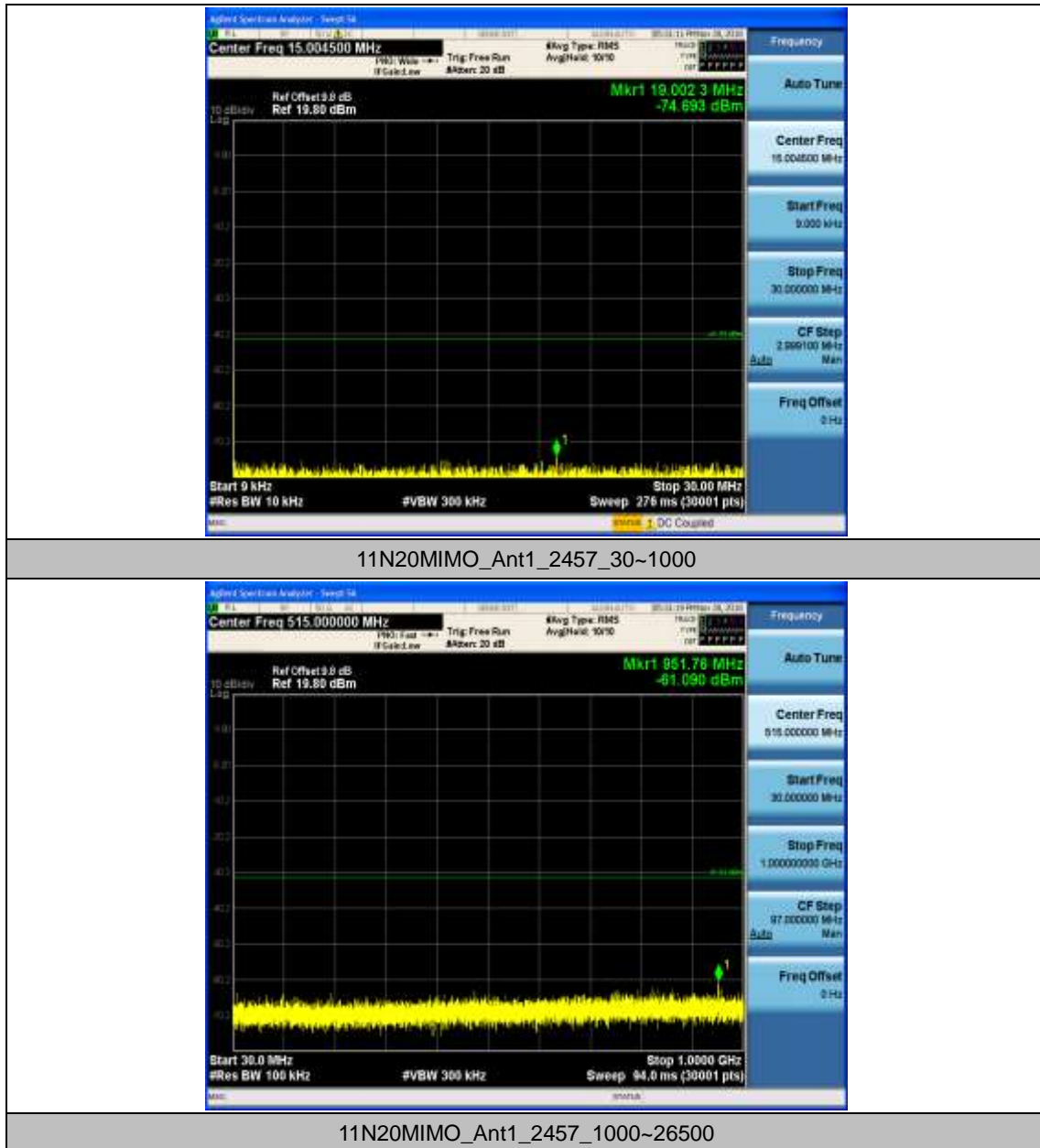
11N20MIMO\_Ant2\_2437\_1000~26500



11N20MIMO\_Ant1\_2457\_0~Reference

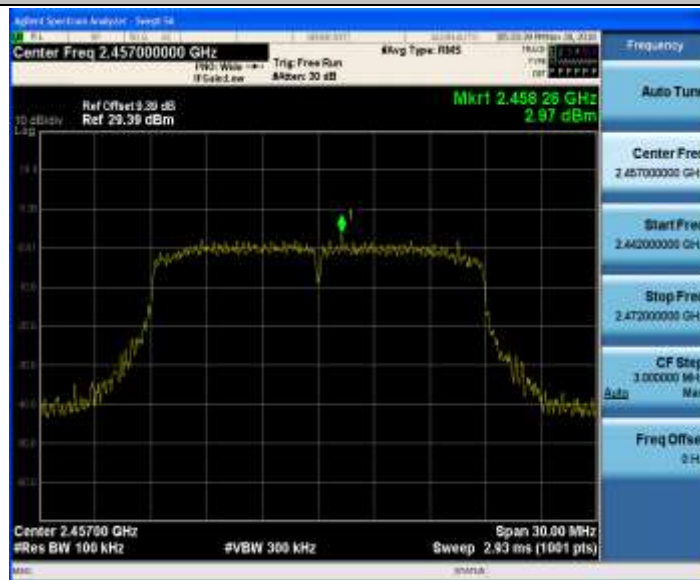


11N20MIMO\_Ant1\_2457\_0.009~30





11N20MIMO\_Ant2\_2457\_0~Reference

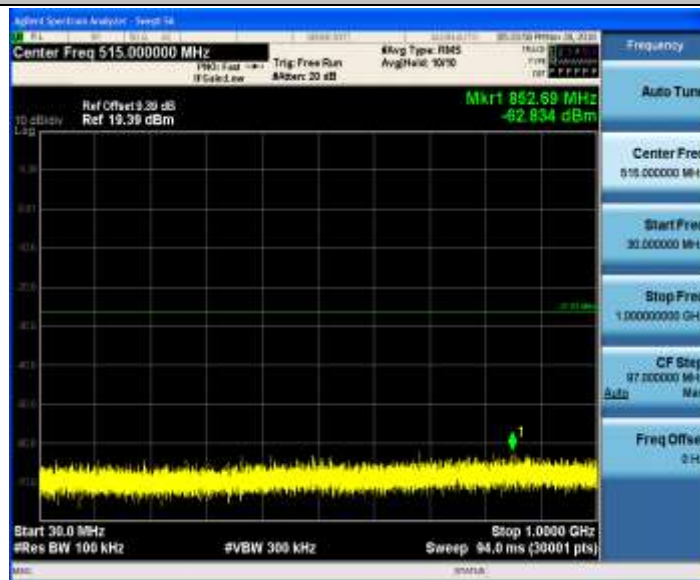


11N20MIMO\_Ant2\_2457\_0.009~30





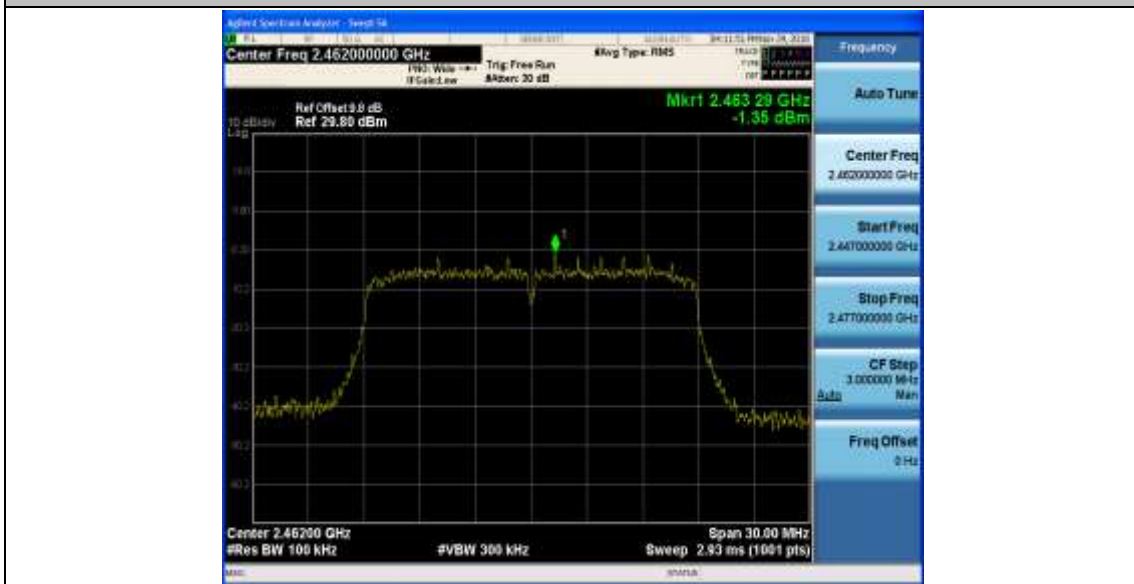
11N20MIMO\_Ant2\_2457\_30~1000



11N20MIMO\_Ant2\_2457\_1000~26500



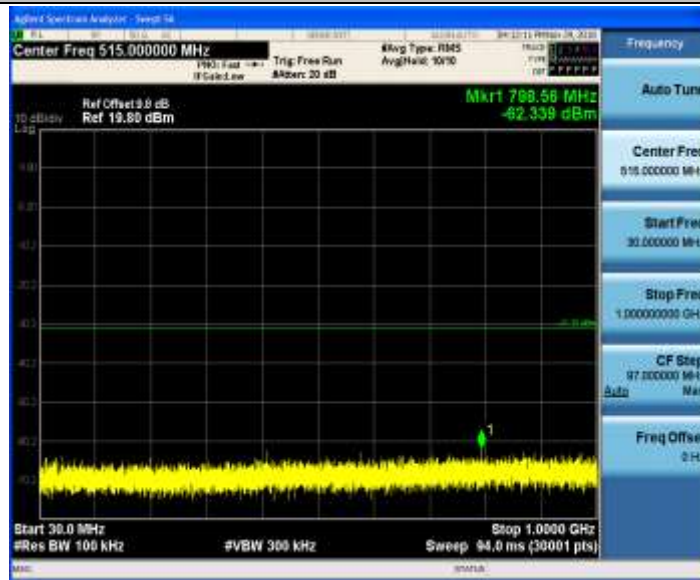
11N20MIMO\_Ant1\_2462\_0~Reference



11N20MIMO\_Ant1\_2462\_0.009~30



11N20MIMO\_Ant1\_2462\_30~1000



11N20MIMO\_Ant1\_2462\_1000~26500



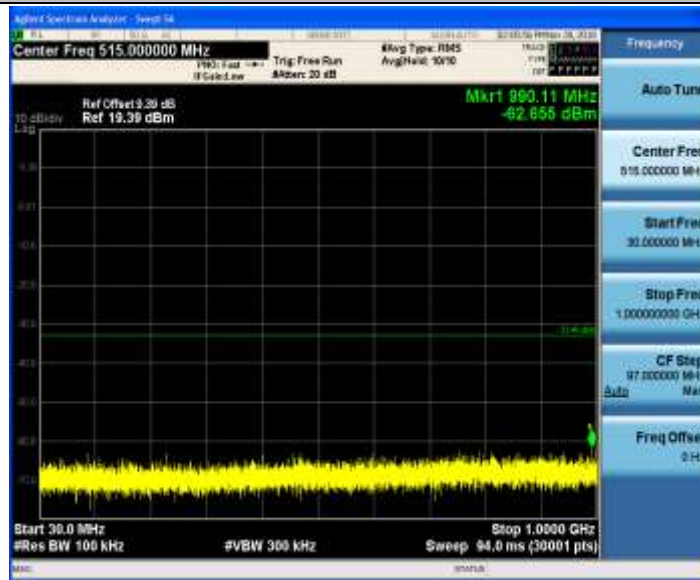
11N20MIMO\_Ant2\_2462\_0~Reference



11N20MIMO\_Ant2\_2462\_0.009~30



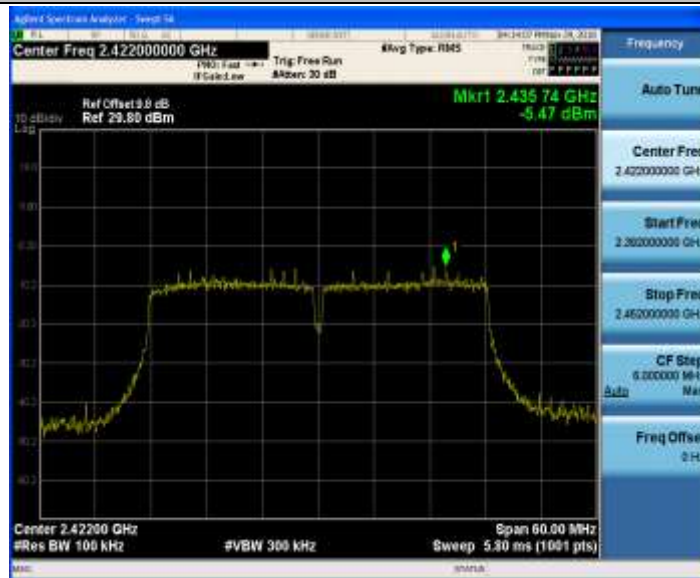
11N20MIMO\_Ant2\_2462\_30~1000



11N20MIMO\_Ant2\_2462\_1000~26500



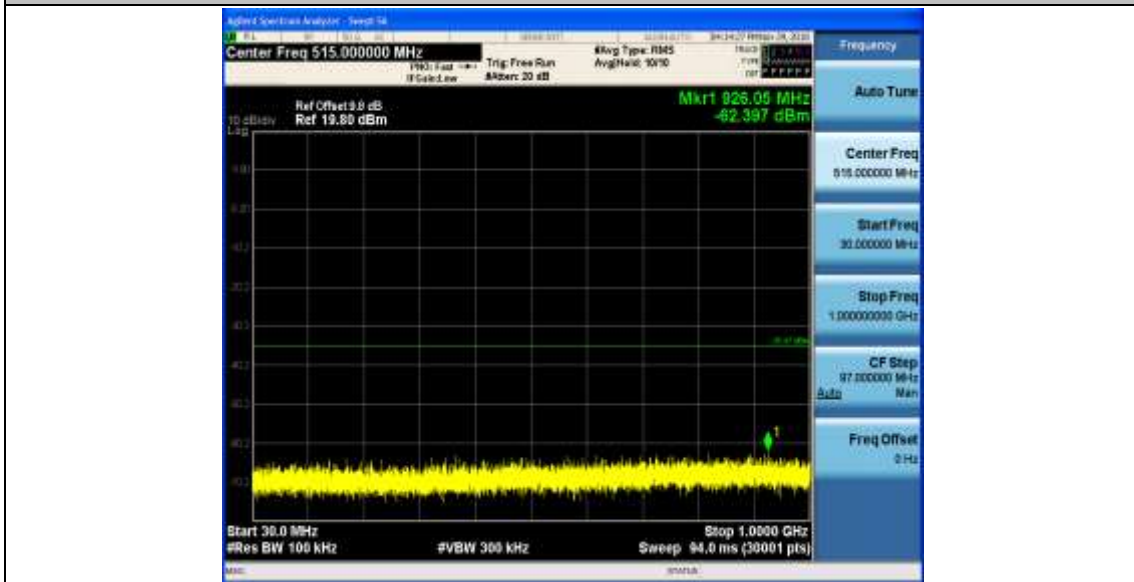
11N40MIMO\_Ant1\_2422\_0~Reference



11N40MIMO\_Ant1\_2422\_0.009~30



11N40MIMO\_Ant1\_2422\_30~1000



11N40MIMO\_Ant1\_2422\_1000~26500



11N40MIMO\_Ant2\_2422\_0~Reference

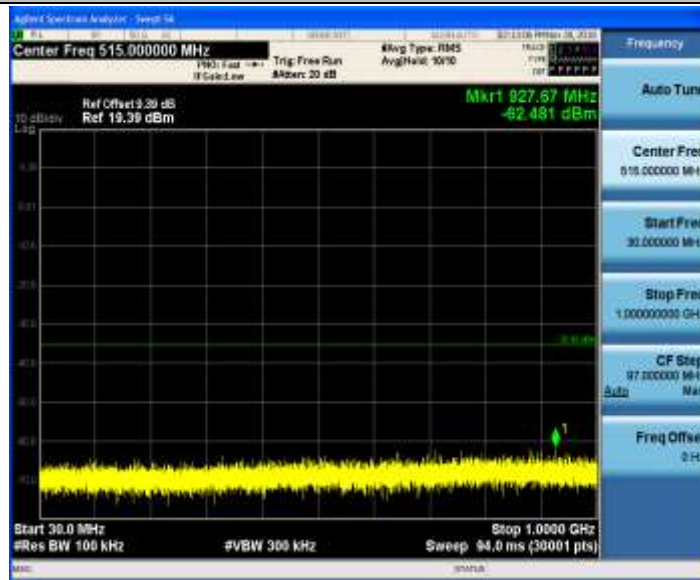


11N40MIMO\_Ant2\_2422\_0.009~30





11N40MIMO\_Ant2\_2422\_30~1000



11N40MIMO\_Ant2\_2422\_1000~26500



11N40MIMO\_Ant1\_2427\_0~Reference



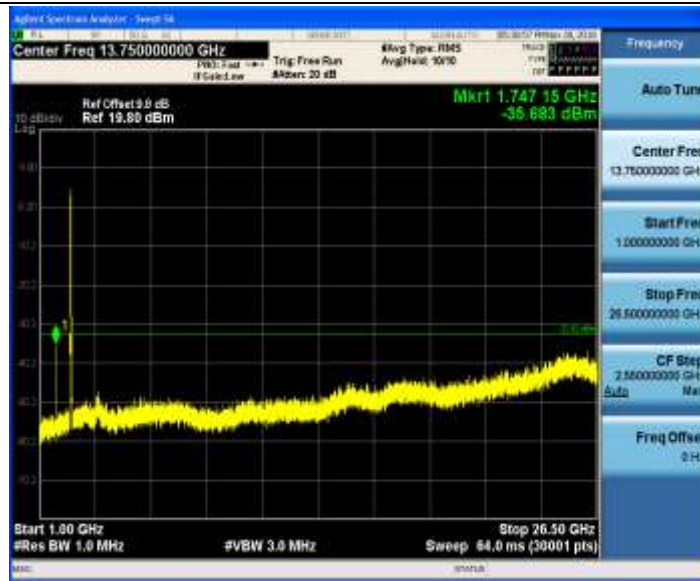
11N40MIMO\_Ant1\_2427\_0.009~30



11N40MIMO\_Ant1\_2427\_30~1000



11N40MIMO\_Ant1\_2427\_1000~26500



11N40MIMO\_Ant2\_2427\_0~Reference



11N40MIMO\_Ant2\_2427\_0.009~30





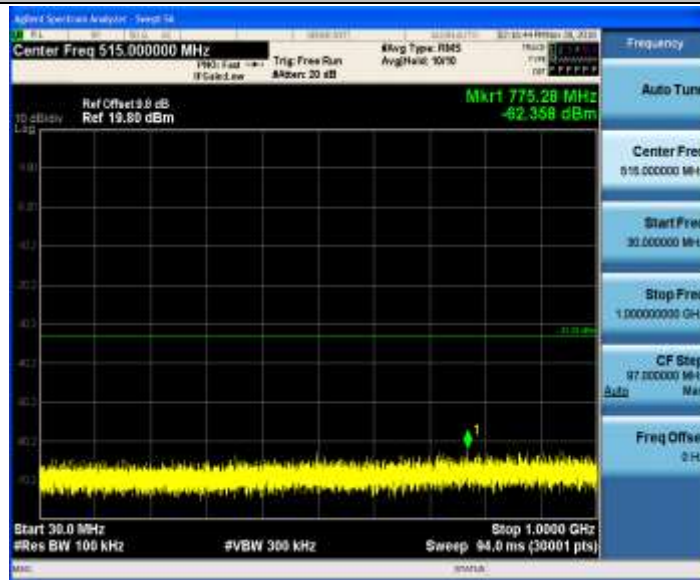
11N40MIMO\_Ant1\_2437\_0~Reference



11N40MIMO\_Ant1\_2437\_0.009~30



11N40MIMO\_Ant1\_2437\_30~1000



11N40MIMO\_Ant1\_2437\_1000~26500

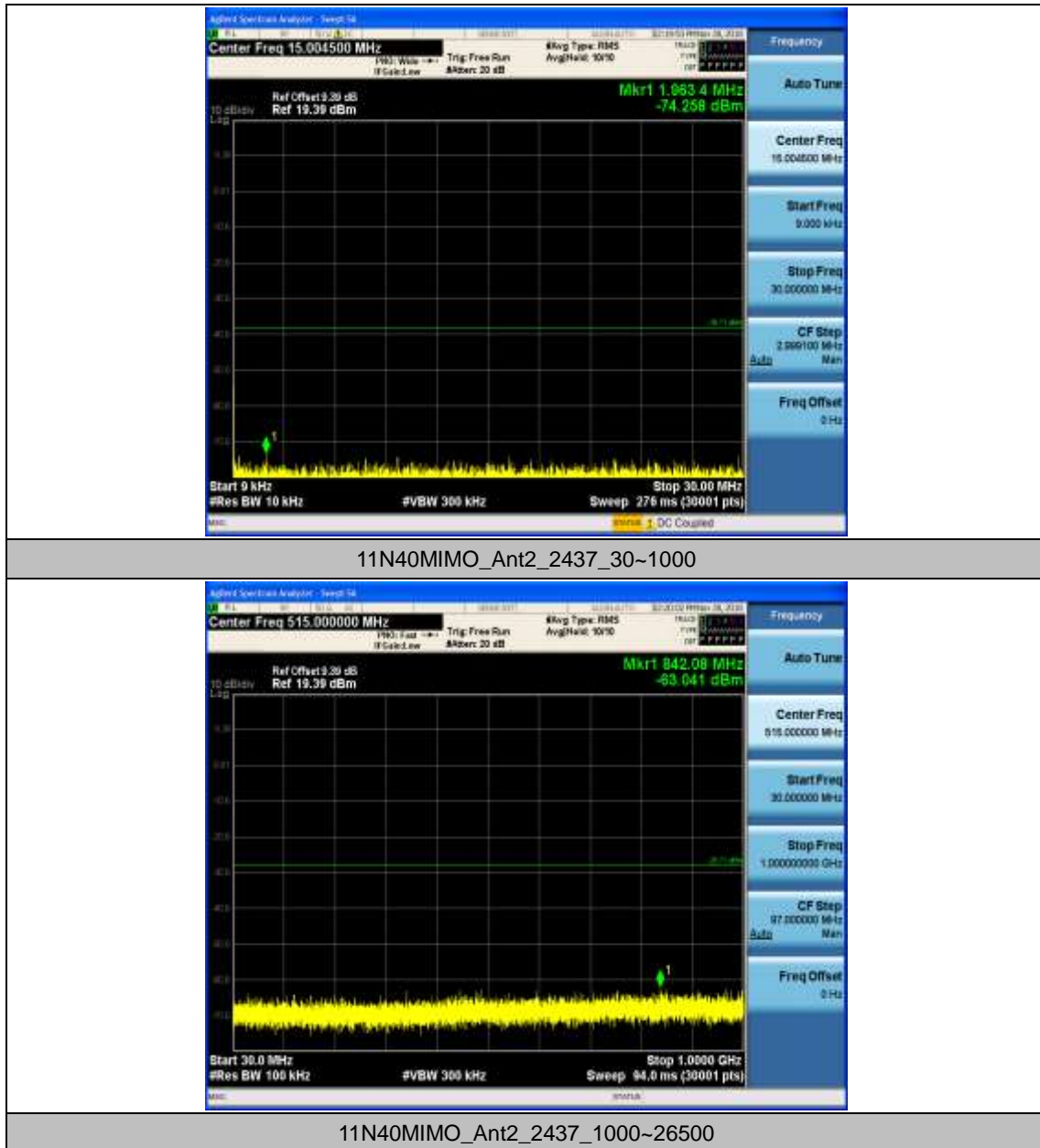


11N40MIMO\_Ant2\_2437\_0~Reference



11N40MIMO\_Ant2\_2437\_0.009~30



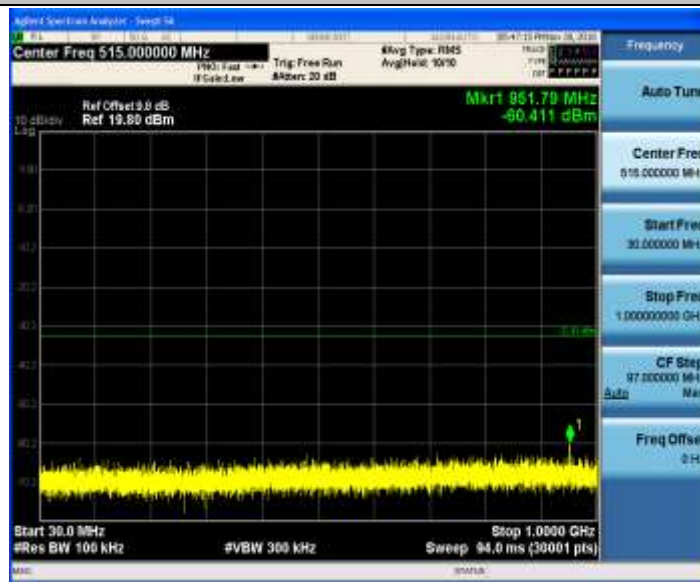




11N40MIMO\_Ant1\_2447\_0~Reference



11N40MIMO\_Ant1\_2447\_0.009~30





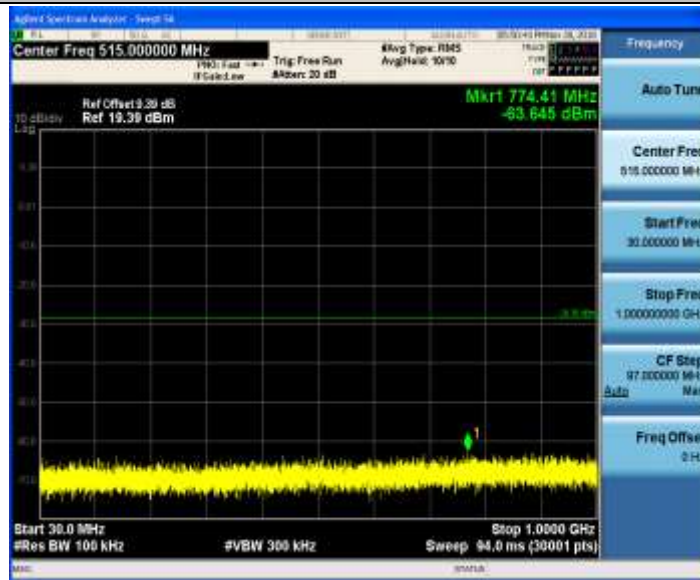
11N40MIMO\_Ant2\_2447\_0~Reference



11N40MIMO\_Ant2\_2447\_0.009~30



11N40MIMO\_Ant2\_2447\_30~1000



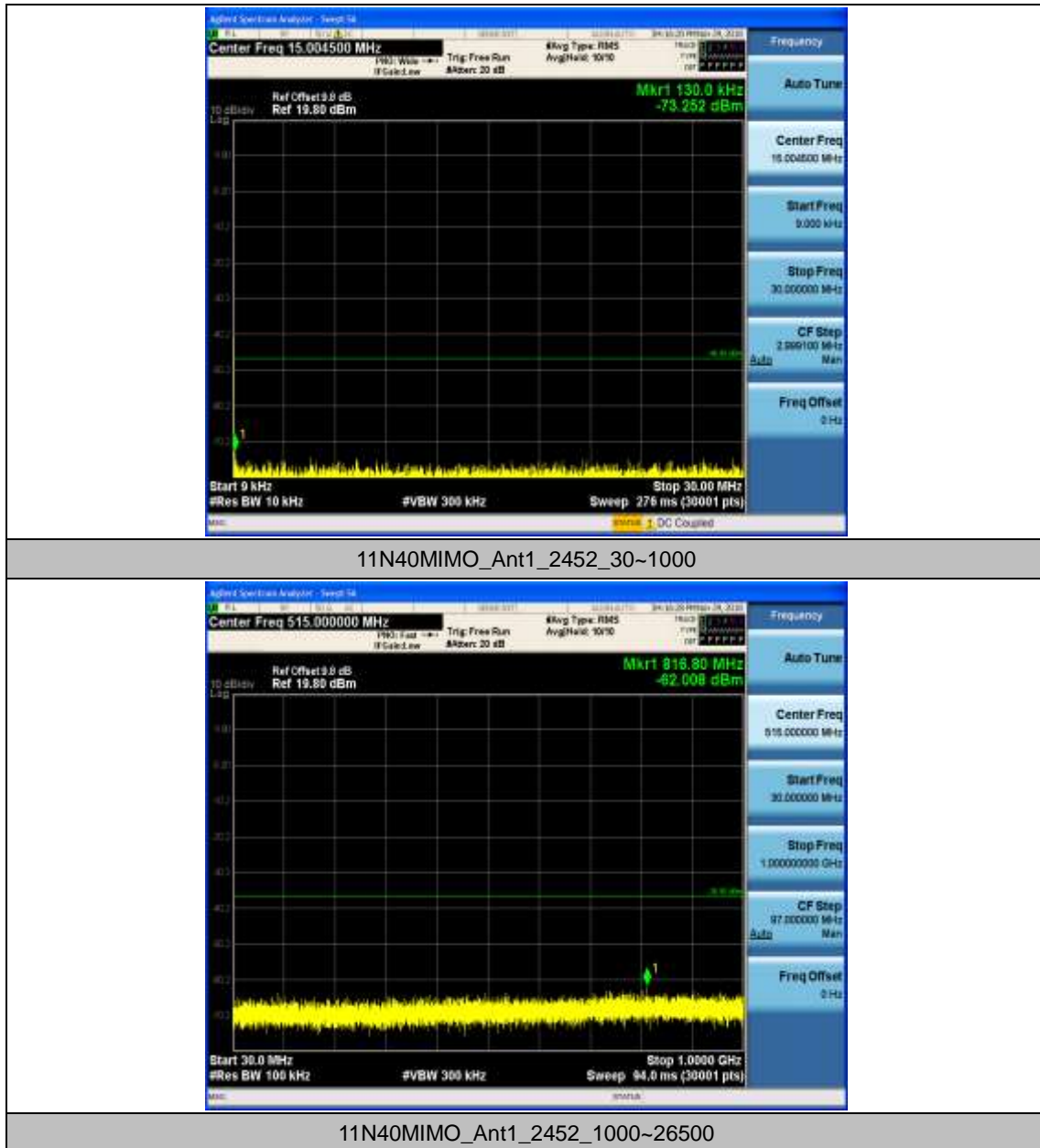
11N40MIMO\_Ant2\_2447\_1000~26500



11N40MIMO\_Ant1\_2452\_0~Reference

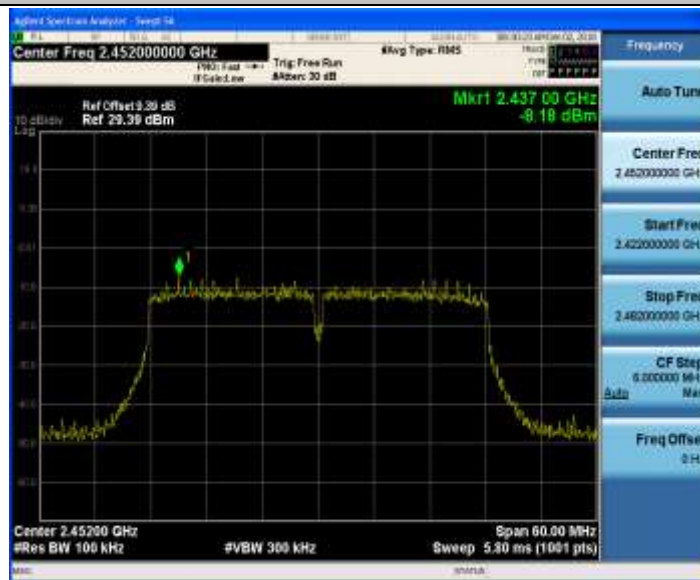


11N40MIMO\_Ant1\_2452\_0.009~30





11N40MIMO\_Ant2\_2452\_0~Reference

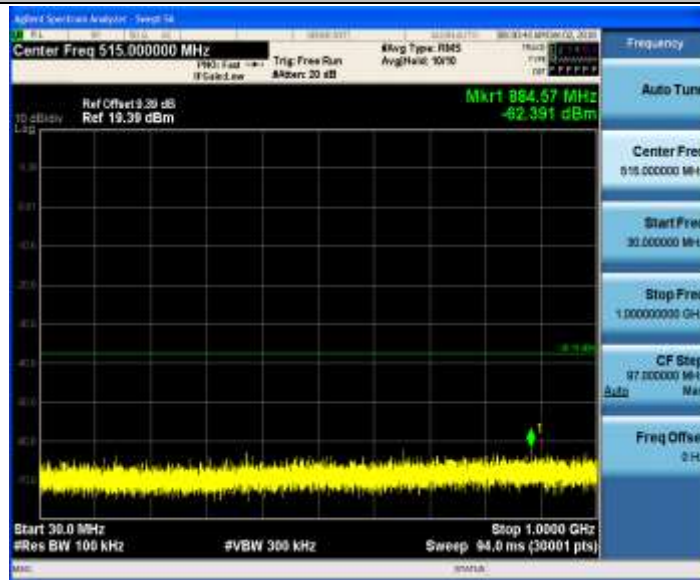


11N40MIMO\_Ant2\_2452\_0.009~30





11N40MIMO\_Ant2\_2452\_30~1000



11N40MIMO\_Ant2\_2452\_1000~26500



## Appendix H: Radiated Spurious Emission & Spurious in Restricted Band

Note: We tested all modes, but the data presented below is the worst case.

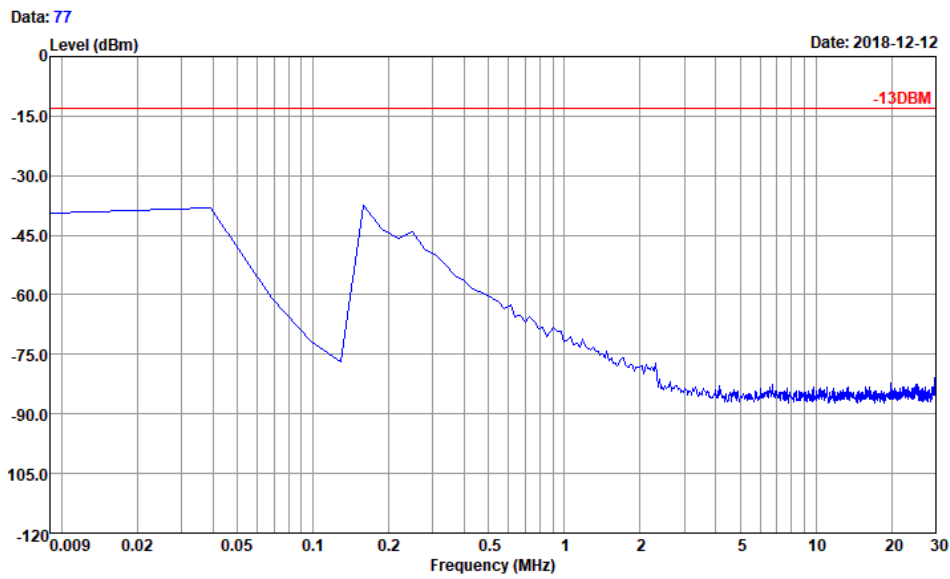
Below 1GHz, RBW = 100 kHz, VBW = 300 kHz.

Above 1GHz, RBW = 1 MHz, VBW = 3 MHz.

The simultaneous transmission has been considered

### 1.1 Part 1: Testing Range of “9 kHz to 30MHz”

Note 1: The test results and plot for testing range of “9 kHz to 30MHz” showed as below is the WORST case for all Test Modes and Channels. This range will not be presented for each Test Mode and each Channel.

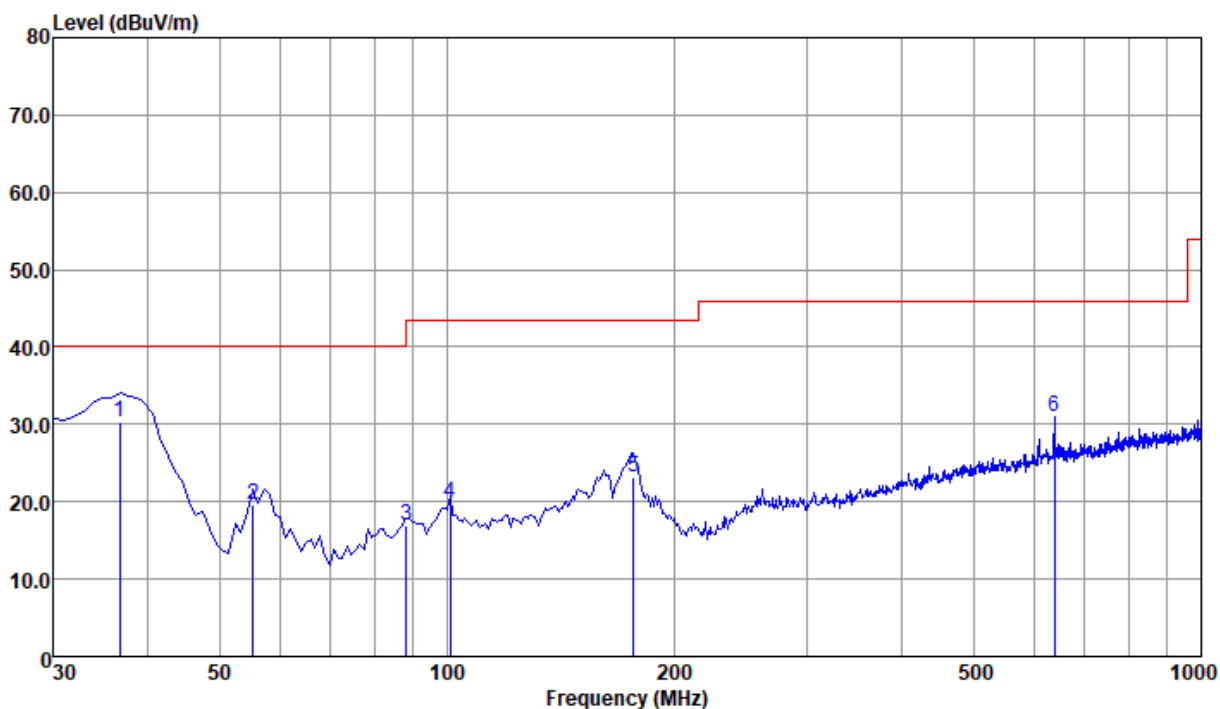


Site : 03CH01-SZ  
Condition : -13DBM  
: RBW:9.000KHz VBW:30.000KHz

### 1.2 Part 2: Testing Range of “30 MHz to 1 GHz”

Note 1: The test results and plot for testing range of “30 MHz to 1 GHz” showed as below is the WORST case for all Test Modes and Channels. This range will not be presented for each Test Mode and each Channel.

Note 2: The emissions in this range are mainly from the Platform Device (Notepad PC and its ancillary components).



	Freq	Level	Over Limit	Limit Line	ReadAntenna Level	Antenna Factor	Cable Loss	Preamp Factor	Remark
	MHz	dBuV/m	dB	dBuV/m	dBuV	dB/m	dB	dB	
1 pp	36.79	30.20	-9.80	40.00	41.12	20.34	0.34	31.60	QP
2	55.22	19.70	-20.30	40.00	37.55	13.25	0.50	31.60	QP
3	88.20	16.90	-26.60	43.50	33.31	14.34	0.75	31.50	QP
4	100.81	19.80	-23.70	43.50	33.68	16.76	0.86	31.50	QP
5	176.47	23.26	-20.24	43.50	37.74	15.35	1.46	31.29	QP
6 pk	638.19	31.06	-14.94	46.00	34.49	24.65	3.12	31.20	Peak

Note:

1, Level = Reading level by receiver + Transd (Antenna factor + cable loss – preamplifier gain)

The reading level is calculated by software which is not shown in the sheet.

2, Margin = Limit - Level

### 1.3 Part 3: Testing Range of “1 GHz to 3 GHz”

Note 1: The testing range of “1 GHz to 3 GHz” is for checking radiated emissions located in restricted bands near the EUT operating bands.

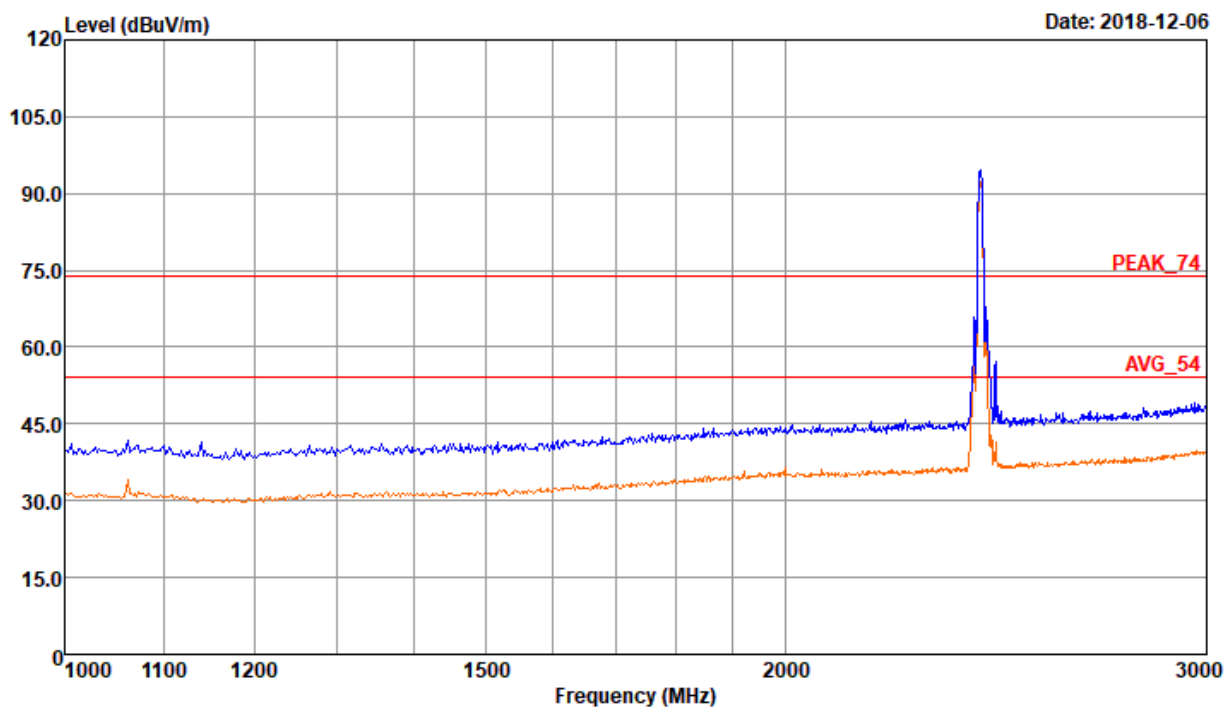
Note 2: Two limits are required in the testing range above 1 GHz, that is Peak limit (74 dB $\mu$ V/m) and Average Limit (54 dB $\mu$ V/m).

Note 3: The peak spike exceeds the limit line is EUT’s operating frequency.

#### 1.3.1 Test Mode: 11B



Data: 269

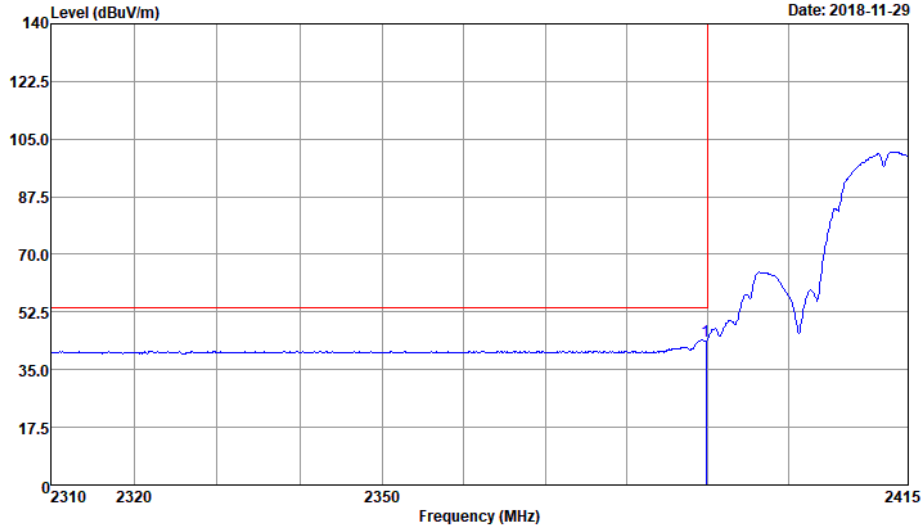




### 1.3.1.1 Channel 1 @Ant 1

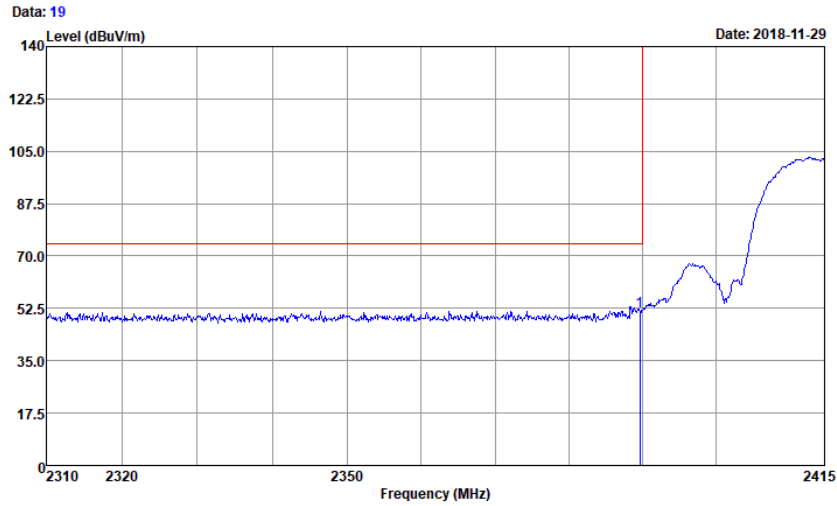


Data: 20



Site : 03CH01-SZ  
 Condition : AVG\_BE\_54 3m HF\_ANT(3117)\_119436 HORIZONTAL  
 : RBW:1000.000KHz VBW:1.000KHz  
 : ELLE-L04  
 : 2.4G WIFI core0  
 : CH1

1	pp	Freq	Level	Over	Limit	ReadAntenna	Cable	Preamp	Remark
		MHz	dBuV/m	dB	dBuV/m	dBuV	dB	dB	
		2389.80	43.80	-10.20	54.00	38.49	31.50	6.81	33.00 Average



Site : 03CH01-SZ  
 Condition : PEAK\_BE\_74 3m HF\_ANT(3117)\_119436 HORIZONTAL  
 : RBW:1000.000KHz VBW:3000.000KHz  
 : ELLE-L04  
 : 2.4G WIFI core0  
 : CH1

Freq	Level	Over	Limit	ReadAntenna	Cable	Preamp	Remark
MHz	dBuV/m	dB	dBuV/m	dBuV	dB/m	dB	dB
1 pp 2389.70	51.49	-22.51	74.00	46.18	31.50	6.81	33.00 Peak

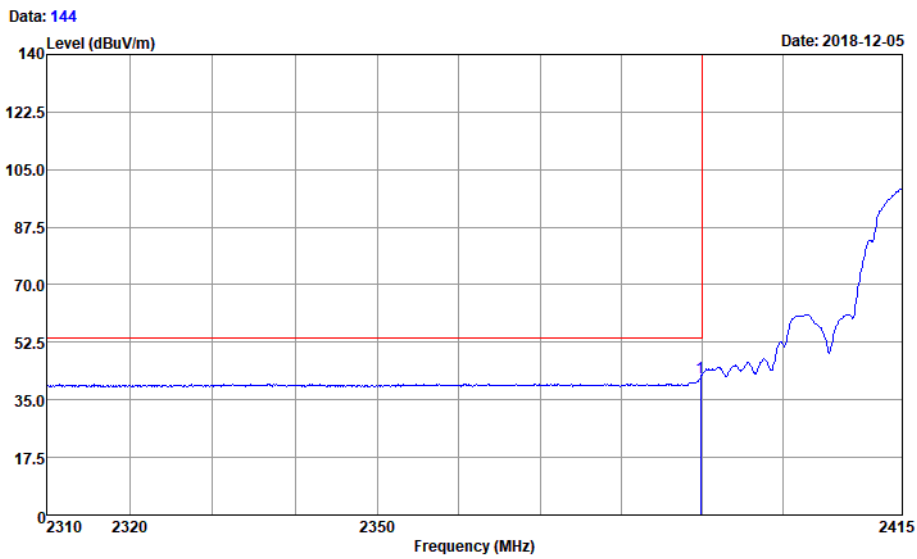
Note:

- 1, Level =Reading level by receiver + Transd (Antenna factor + cable loss – preamplifier gain)  
 The reading level is calculated by software which is not shown in the sheet.
- 2, Margin=Limit – Level



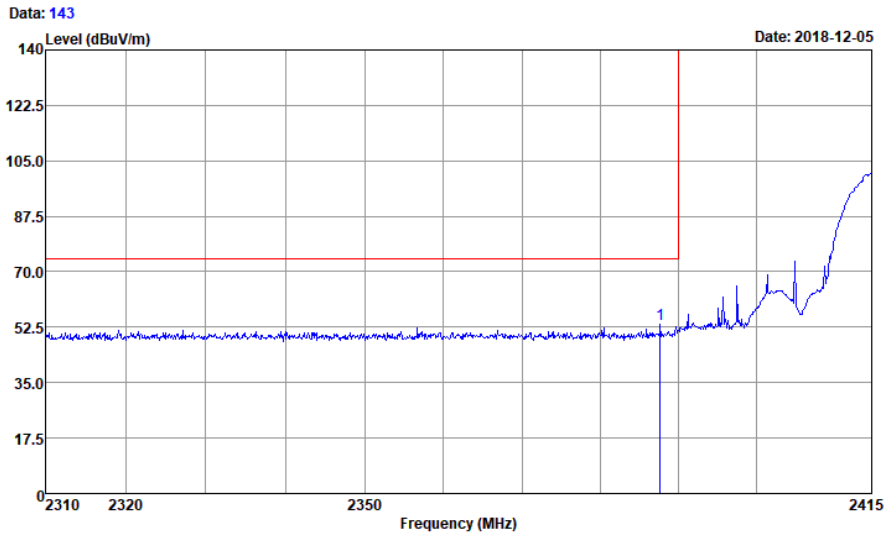


### 1.3.1.2 Channel 2 @Ant 1



Site : 03CH01-SZ  
 Condition : AVG\_BE\_54 3m HF\_ANT(3117)\_119436 HORIZONTAL  
 : RBW:1000.000KHz VBW:1.000KHz  
 : ELLE-L04  
 : 2.4G WIFI  
 : 11b  
 : core0  
 : CH2

Freq	Level	Over	Limit	ReadAntenna	Cable	Preamp	Remark
MHz	dBuV/m	Limit	Line	Level	Loss	Factor	
		dB	dBuV/m	dBuV	dB/m	dB	dB
1 pp 2389.80	41.66	-12.34	54.00	36.35	31.50	6.81	33.00 Average



Site : 03CH01-SZ  
 Condition : PEAK\_BE\_74 3m HF\_ANT(3117)\_119436 HORIZONTAL  
 : RBW:1000.000KHz VBW:3000.000KHz  
 : ELLE-L04  
 : 2.4G WIFI  
 : 11b  
 : core0  
 : CH2

Freq	Level	Over Limit	Limit Line	ReadAntenna Level	Antenna Factor	Cable Loss	Preamp Factor	Remark
MHz	dBuV/m	dB	dBuV/m	dBuV	dB/m	dB	dB	
1 pp 2387.70	53.60	-20.40	74.00	48.29	31.50	6.81	33.00	Peak

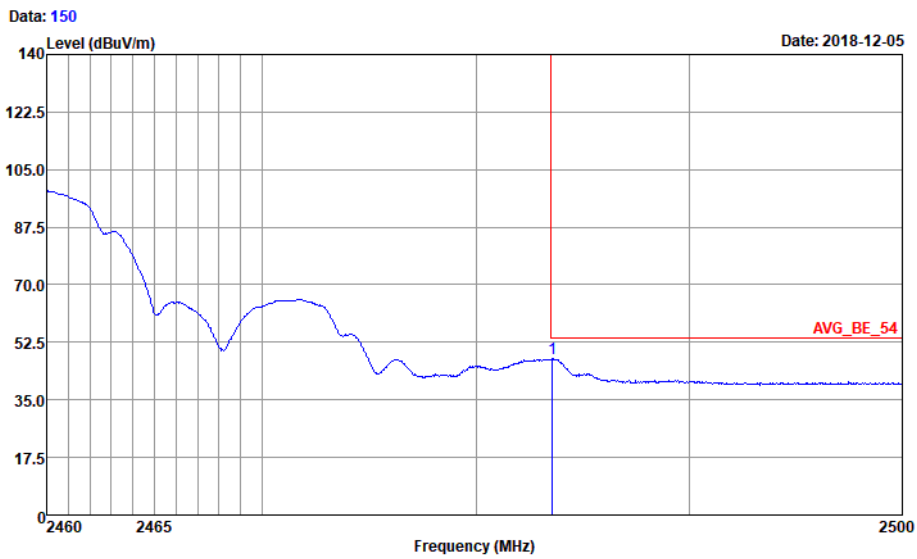
Note:

1, Level =Reading level by receiver + Transd (Antenna factor + cable loss – preamplifier gain)  
 The reading level is calculated by software which is not shown in the sheet.



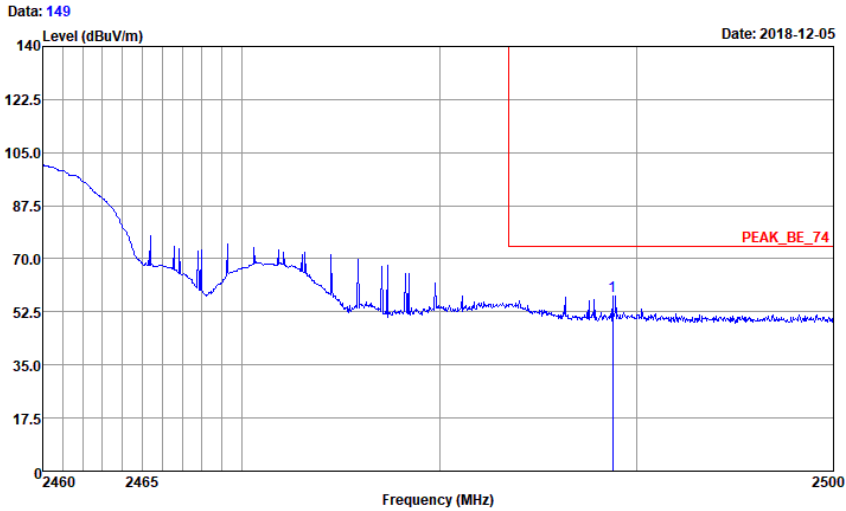
2, Margin=Limit – Level

### 1.3.1.3 Channel 10@Ant 1



Site : 03CH01-SZ  
 Condition : AVG\_BE\_54 3m HF\_ANT(3117)\_119436 HORIZONTAL  
 : RBW:1000.000KHz VBW:1.000KHz  
 : ELLE-L04  
 : 2.4G WIFI  
 : 11b  
 : core0  
 : CH10

Freq	Level	Over Limit	Limit Line	ReadAntenna Level	Antenna Factor	Cable Loss	Preamp Factor	Remark
MHz	dBuV/m	dB	dBuV/m	dBuV	dB/m	dB	dB	
1 pp 2483.56	47.49	-6.51	54.00	41.72	31.86	6.91	33.00	Average



Site : 03CH01-SZ  
 Condition : PEAK\_BE\_74 3m HF\_ANT(3117)\_119436 HORIZONTAL  
 : RBW:1000.000KHz VBW:3000.000KHz  
 : ELLE-L04  
 : 2.4G WIFI  
 : 11b  
 : core0  
 : CH10

Freq	Level	Over Limit	Limit Line	ReadAntenna Level	Antenna Factor	Cable Loss	Preamp Factor	Remark
MHz	dBuV/m	dB	dBuV/m	dBuV	dB/m	dB	dB	
1 pp 2488.76	57.88	-16.12	74.00	52.04	31.93	6.91	33.00	Peak

Note:

- 1, Level = Reading level by receiver + Transd (Antenna factor + cable loss – preamplifier gain)  
 The reading level is calculated by software which is not shown in the sheet.
- 2, Margin = Limit – Level

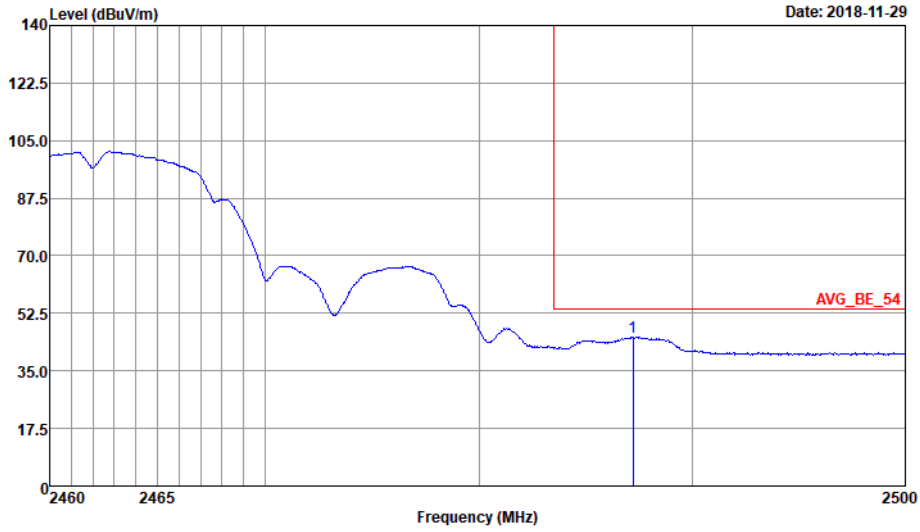


### 1.3.1.4 Channel 11@Ant 1



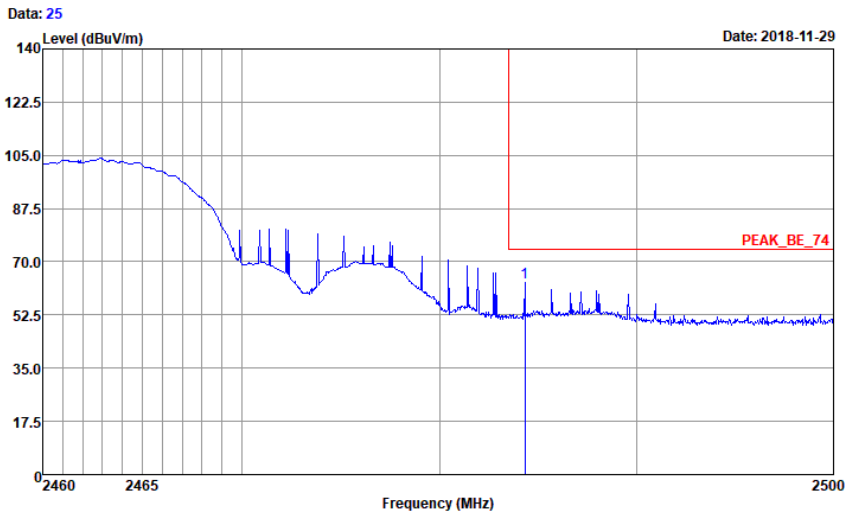
Data: 26

Date: 2018-11-29



Site : 03CH01-SZ  
 Condition : AVG\_BE\_54 3m HF\_ANT(3117)\_119436 HORIZONTAL  
 : RBW:1000.000KHz VBW:1.000KHz  
 : ELLE-L04  
 : 2.4G WIFI core0  
 : CH11

Freq	Level	Over Limit	Limit Line	ReadAntenna Level	Antenna Factor	Cable Loss	Preamp Factor	Remark
MHz	dBuV/m	dB	dBuV/m	dBuV	dB/m	dB	dB	
1 pp 2487.20	45.35	-8.65	54.00	39.58	31.86	6.91	33.00	Average



Site : 03CH01-SZ  
 Condition : PEAK\_BE\_74 3m HF\_ANT(3117)\_119436 HORIZONTAL  
 : RBW:1000.000KHz VBW:3000.000KHz  
 : ELLE-L04  
 : 2.4G WIFI core0  
 : CH13

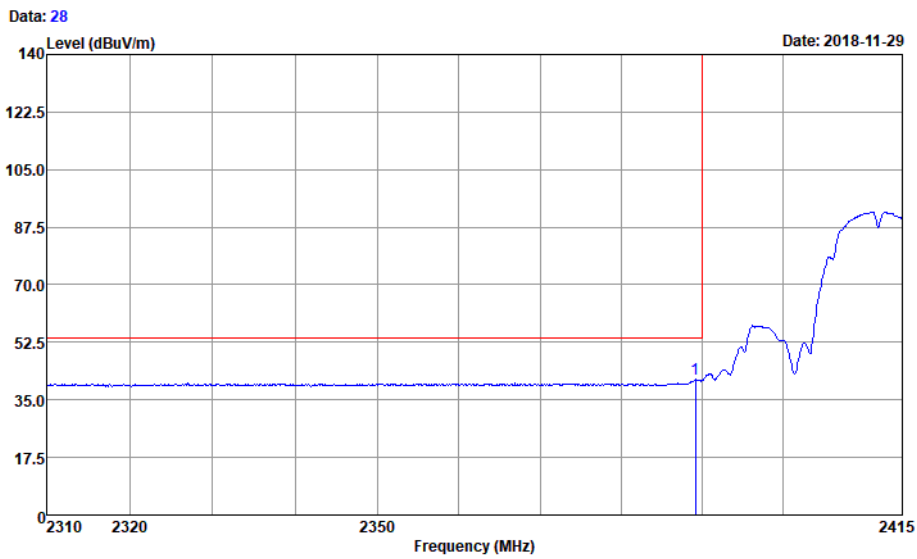
Over	Limit	ReadAntenna	Cable	Preamp	Remark
Level	Line	Level	Loss	Factor	
dB	dBuV/m	dBuV	dB	dB	
1 pp	2484.32	63.30	-10.70	74.00	57.53 31.86 6.91 33.00 Peak

Note:

- 1, Level =Reading level by receiver + Transd (Antenna factor + cable loss – preamplifier gain)  
 The reading level is calculated by software which is not shown in the sheet.
- 2, Margin=Limit - Level

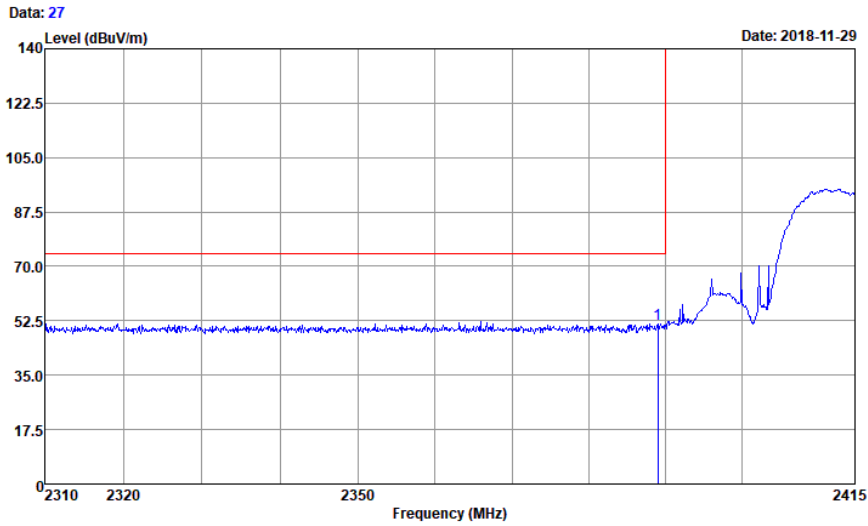


### 1.3.1.5 Channel 1@Ant2



Site : 03CH01-SZ  
 Condition : AVG\_BE\_54 3m HF\_ANT(3117)\_119436 HORIZONTAL  
 : RBW:1000.000KHz VBW:1.000KHz  
 : ELLE-L04  
 : 2.4G WIFI core1  
 : CH1

1	pp	Freq	Level	Over	Limit	ReadAntenna	Cable	Preamp	Remark
		MHz	dBuV/m	dB	dBuV/m	dBuV	dB	dB	
1	pp	2389.17	41.25	-12.75	54.00	35.94	31.50	6.81	33.00 Average



Site : 03CH01-SZ  
 Condition : PEAK\_BE\_74 3m HF\_ANT(3117)\_119436 HORIZONTAL  
 : RBW:1000.000KHz VBW:3000.000KHz  
 : ELLE-L04  
 : 2.4G WIFI core1  
 : CH1

Freq	Level	Over	Limit	ReadAntenna	Cable	Preamp	Remark
MHz	dBuV/m	dB	dBuV/m	dBuV	dB/m	dB	dB
1 pp 2389.07	51.57	-22.43	74.00	46.26	31.50	6.81	33.00 Peak

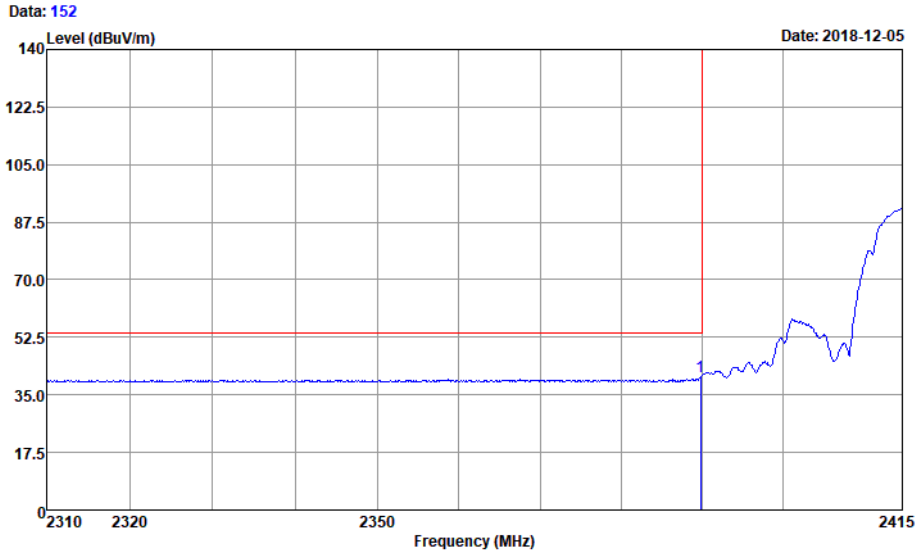
Note:

- 1, Level =Reading level by receiver + Transd (Antenna factor + cable loss – preamplifier gain)  
 The reading level is calculated by software which is not shown in the sheet.
- 2, Margin=Limit - Level





### 1.3.1.6 Channel 2@Ant2



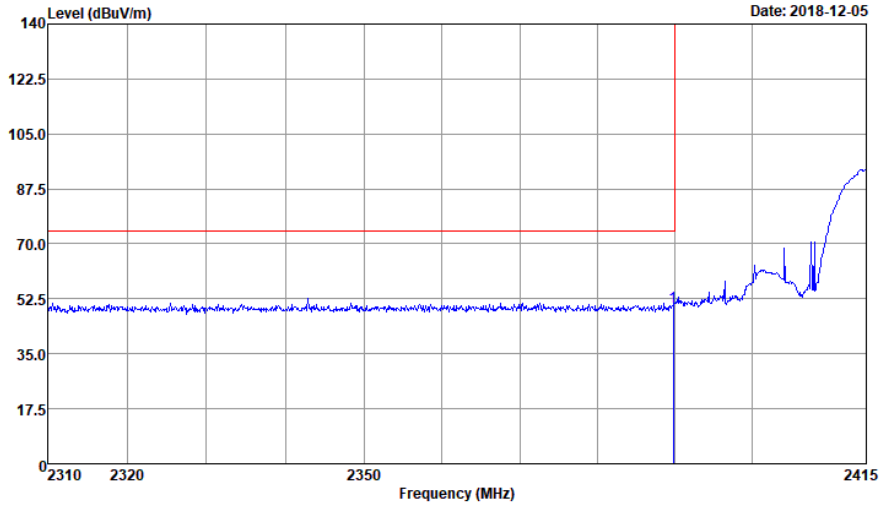
Site : 03CH01-SZ  
 Condition : AVG\_BE\_54 3m HF\_ANT(3117)\_119436 HORIZONTAL  
 : RBW:1000.000KHz VBW:1.000KHz  
 : ELLE-L04  
 : 2.4G WIFI  
 : 11b  
 : core1  
 : CH2

Freq	Level	Over Limit	Limit Line	ReadAntenna Level	Antenna Factor	Cable Loss	Preamp Factor	Remark
MHz	dBuV/m	dB	dBuV/m	dBuV	dB/m	dB	dB	
2389.80	40.49	-13.51	54.00	35.18	31.50	6.81	33.00	Average



Data: 151

Date: 2018-12-05



Site : 03CH01-SZ  
 Condition : PEAK\_BE\_74 3m HF\_ANT(3117)\_119436 HORIZONTAL  
 : RBW:1000.000KHz VBW:3000.000KHz  
 : ELLE-L04  
 : 2.4G WIFI  
 : 11b  
 : core1  
 : CH2

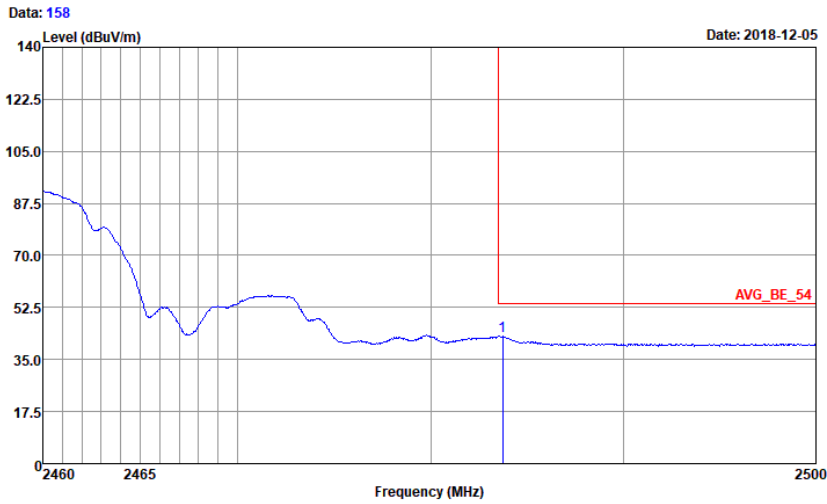
Freq	Level	Over Limit	Limit Line	ReadAntenna Level	Antenna Factor	Cable Loss	Preamp Factor	Remark
MHz	dBuV/m	dB	dBuV/m	dBuV	dB/m	dB	dB	
1 pp 2389.80	50.03	-23.97	74.00	44.72	31.50	6.81	33.00	Peak

Note:

- 1, Level =Reading level by receiver + Transd (Antenna factor + cable loss – preamplifier gain)  
 The reading level is calculated by software which is not shown in the sheet.
- 2, Margin=Limit - Level

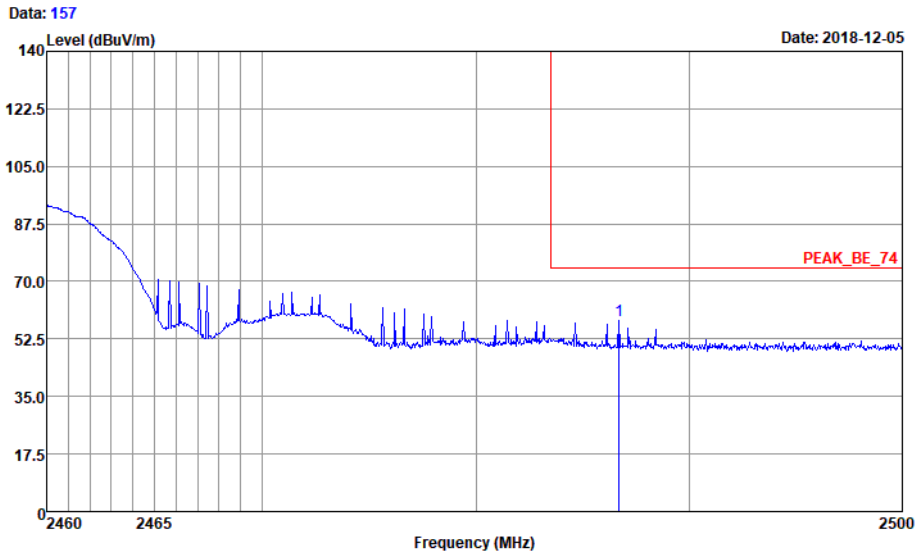


### 1.3.1.7 Channel 10@Ant 2



Site : 03CH01-SZ  
 Condition : AVG\_BE\_54 3m HF\_ANT(3117)\_119436 HORIZONTAL  
 : RBW:1000.000KHz VBW:1.000KHz  
 : ELLE-L04  
 : 2.4G WIFI  
 : 11b  
 : core1  
 : CH10

Freq	Level	Over	Limit	ReadAntenna	Cable	Preamp	Remark
MHz	dBuV/m	dB	dBuV/m	dBuV	dB/m	dB	dB
1 pp 2483.72	42.86	-11.14	54.00	37.09	31.86	6.91	33.00 Average



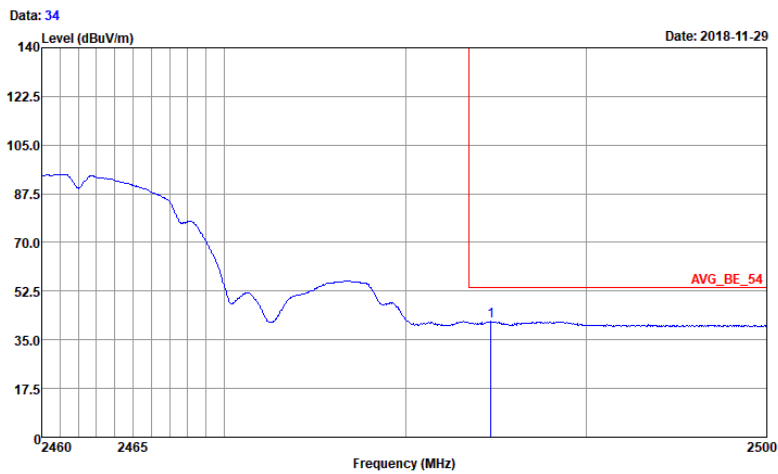
Site : 03CH01-SZ  
 Condition : PEAK\_BE\_74 3m HF\_ANT(3117)\_119436 HORIZONTAL  
 : RBW:1000.000KHz VBW:3000.000KHz  
 : ELLE-L04  
 : 2.4G WIFI  
 : 11b  
 : core1  
 : CH10

Freq	Level	Over	Limit	ReadAntenna	Cable	Preamp	Remark
MHz	dBuV/m	dB	dBuV/m	dBuV	dB/m	dB	dB
1 pp 2486.68	57.98	-16.02	74.00	52.21	31.86	6.91	33.00 Peak

Note:

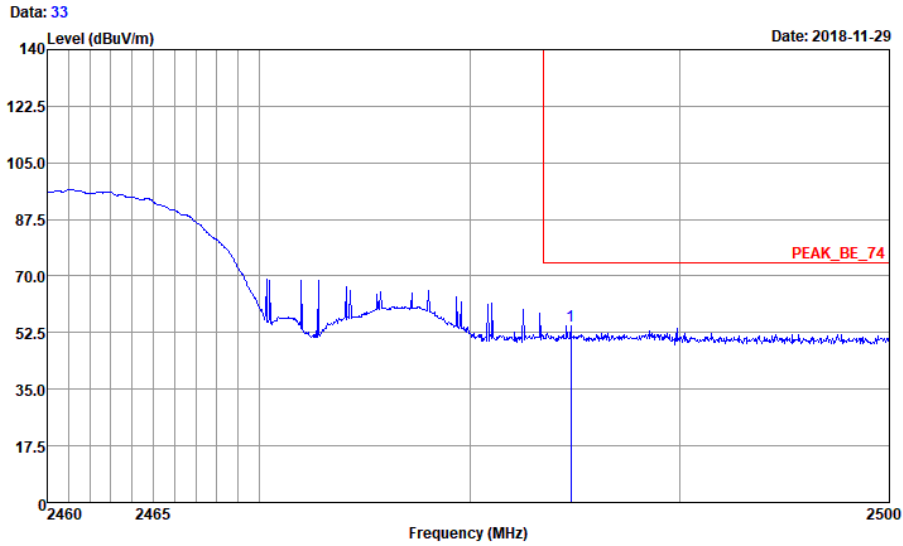
- 1, Level = Reading level by receiver + Transd (Antenna factor + cable loss – preamplifier gain)  
 The reading level is calculated by software which is not shown in the sheet.
- 2, Margin = Limit - Level

1.3.1.8 Channel 11@Ant 2



Site : 03CH01-SZ  
 Condition : AVG\_BE\_54 3m HF\_ANT(3117)\_119436 HORIZONTAL  
 : RBW:1000.000KHz VBW:1.000KHz  
 : ELLE-L04  
 : 2.4G WIFI core1  
 : CH11

Freq	Level	Over	Limit	ReadAntenna	Cable	Preamp	Remark
MHz	dBuV/m	dB	dBuV/m	dBuV	dB/m	dB	dB
1 pp 2484.72	41.63	-12.37	54.00	35.86	31.86	6.91	33.00 Average



Site : 03CH01-SZ  
 Condition : PEAK\_BE\_74 3m HF\_ANT(3117)\_119436 HORIZONTAL  
 : RBW:1000.000KHz VBW:3000.000KHz  
 : ELLE-L04  
 : 2.4G WIFI core1  
 : CH11

Freq	Level	Over	Limit	ReadAntenna	Cable	Preamp	Remark
MHz	dBuV/m	dB	dBuV/m	dBuV	dB/m	dB	dB
1 pp 2484.80	54.75	-19.25	74.00	48.98	31.86	6.91	33.00 Peak

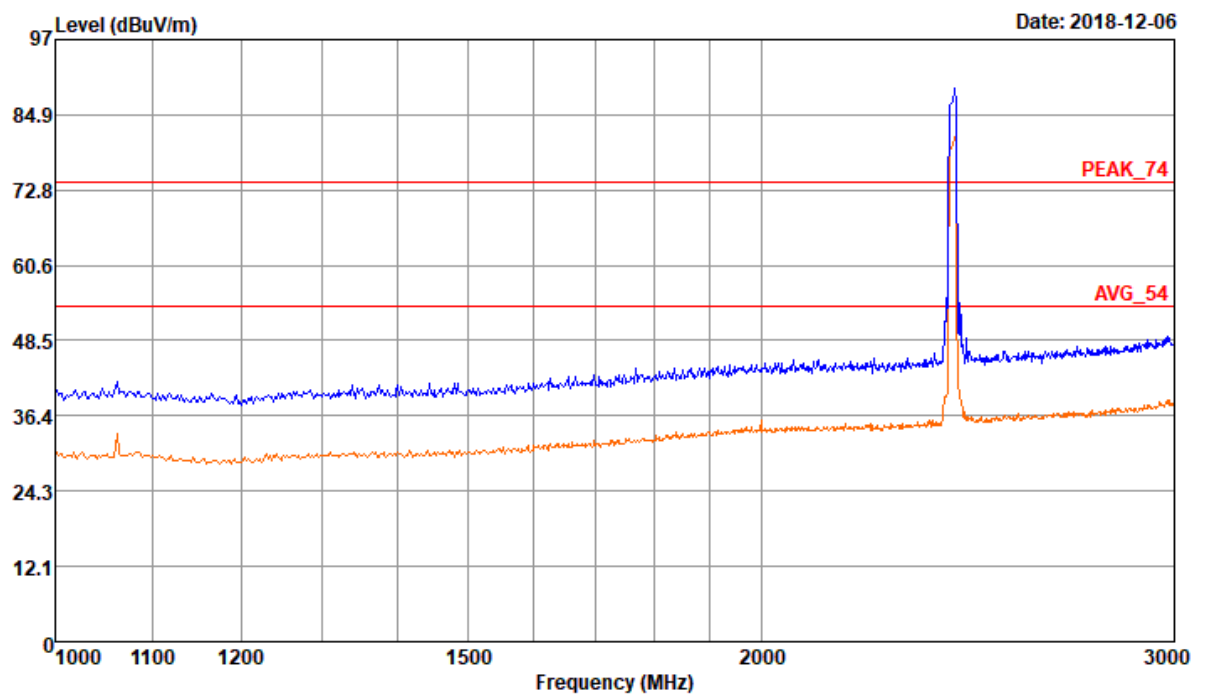
Note:

- 1, Level =Reading level by receiver + Transd (Antenna factor + cable loss – preamplifier gain)  
 The reading level is calculated by software which is not shown in the sheet.
- 2, Margin=Limit - Level

## 1.3.2 Test Mode: 11G



Data: 271



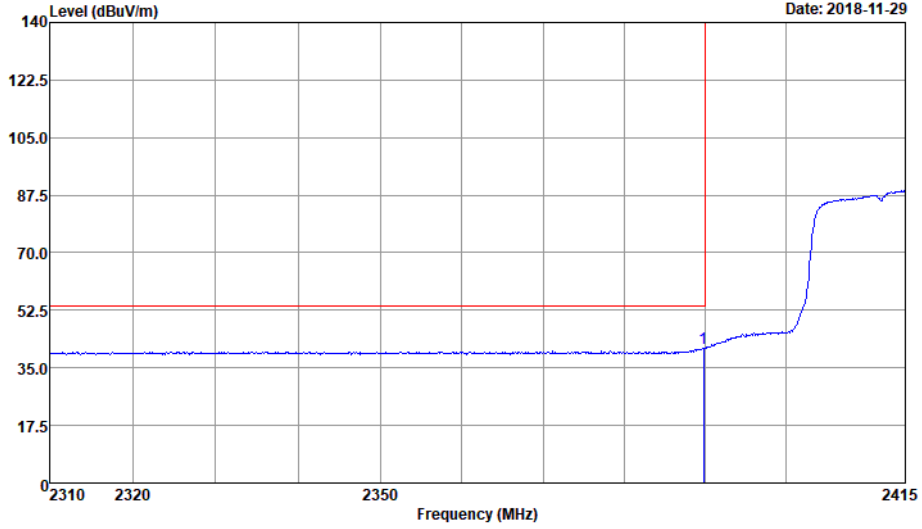


### 1.3.2.1 Channel 1 @Ant 1



Data: 36

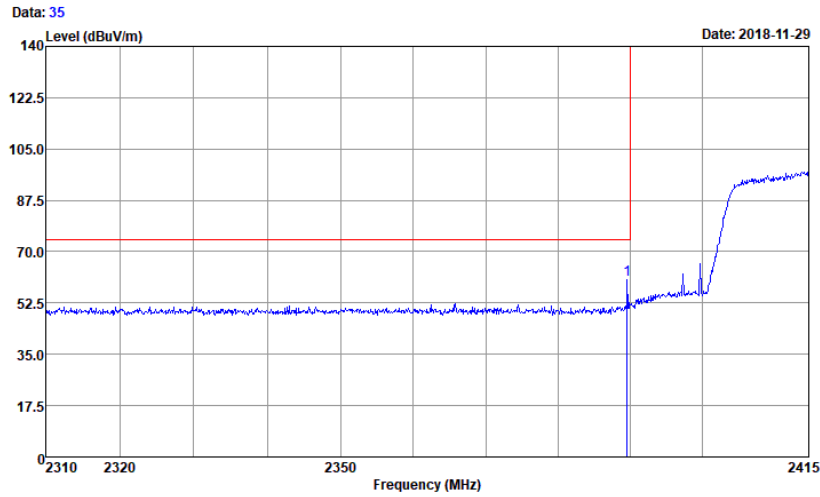
Date: 2018-11-29



Site : 03CH01-SZ  
 Condition : AVG\_BE\_54 3m HF\_ANT(3117)\_119436 HORIZONTAL  
 : RBW:1000.000KHz VBW:1.000KHz  
 : ELLE-L04  
 : 11G 2.4G WIFI core0  
 : CH1

Freq	Level	Over	Limit	ReadAntenna	Cable	Preamp	Remark
MHz	dBuV/m	dB	dBuV/m	dBuV	dB/m	dB	dB
1 pp 2389.80	40.96	-13.04	54.00	35.65	31.50	6.81	33.00 Average





Site : 03CH01-SZ  
 Condition : PEAK\_BE\_74 3m HF\_ANT(3117)\_119436 HORIZONTAL  
 : RBW:1000.000KHz VBW:3000.000KHz  
 : ELLE-L04  
 : 11G 2.4G WIFI core0  
 : CH1

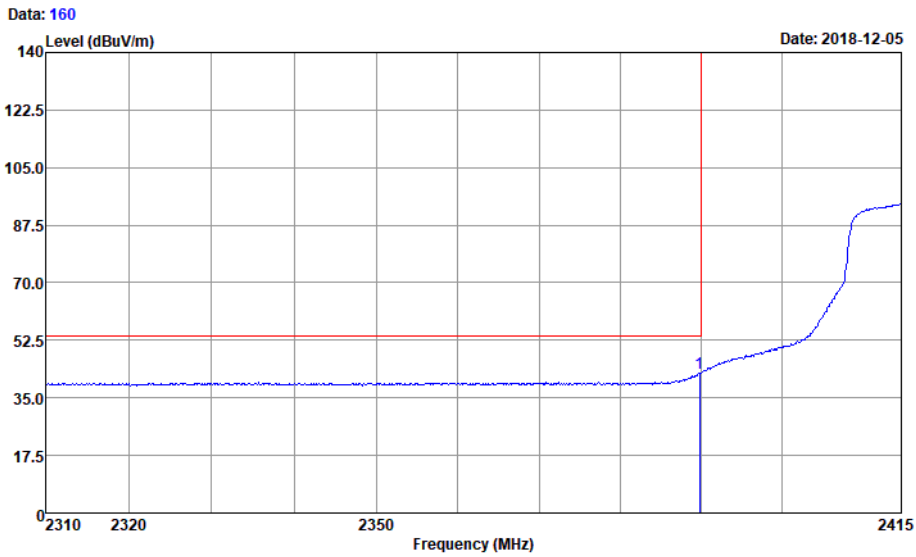
Freq	Level	Over	Limit	ReadAntenna	Cable	Preamp	Remark
MHz	dBuV/m	dB	dBuV/m	dBuV	dB/m	dB	dB
1 pp 2389.59	60.54	-13.46	74.00	55.23	31.50	6.81	33.00 Peak

Note:

- 1, Level =Reading level by receiver + Transd (Antenna factor + cable loss – preamplifier gain)  
 The reading level is calculated by software which is not shown in the sheet.
- 2, Margin=Limit - Level

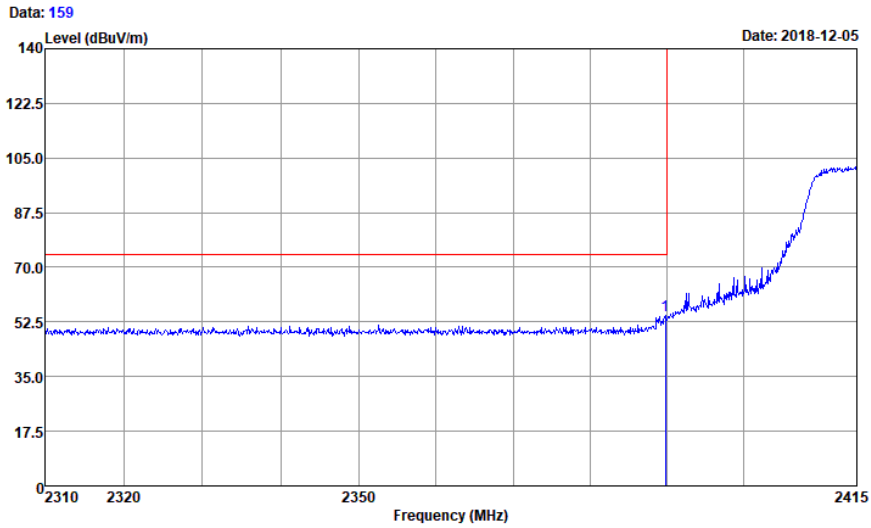


### 1.3.2.2 Channel 2 @Ant 1



Site : 03CH01-SZ  
 Condition : AVG\_BE\_54 3m HF\_ANT(3117)\_119436 HORIZONTAL  
 : RBW:1000.000KHz VBW:1.000KHz  
 : ELLE-L04  
 : 2.4G WIFI  
 : 11G  
 : core0  
 : CH2

Freq	Level	Over	Limit	ReadAntenna	Cable	Preamp	Remark
MHz	dBuV/m	Limit	Line	Level	Loss	Factor	
		dB	dBuV/m	dBuV	dB/m	dB	dB
1 pp 2389.80	42.47	-11.53	54.00	37.16	31.50	6.81	33.00 Average



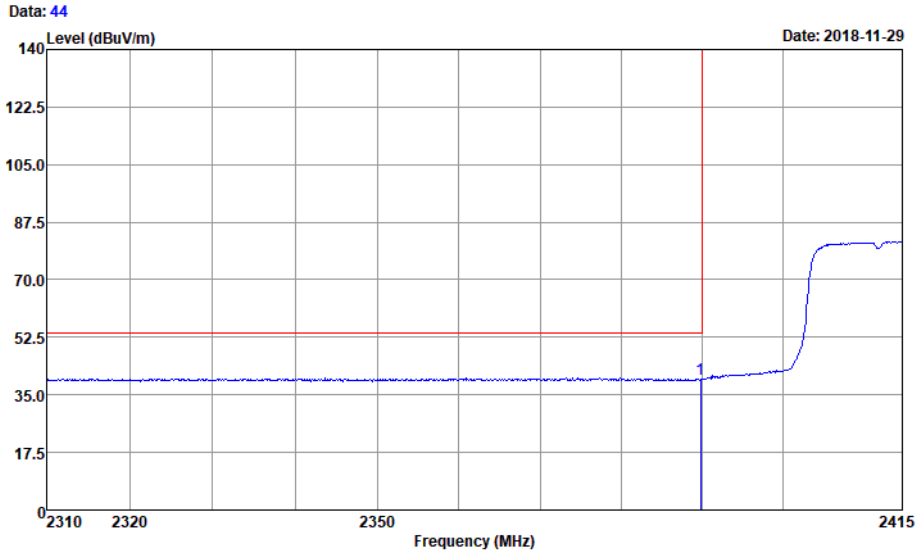
Site : 03CH01-SZ  
 Condition : PEAK\_BE\_74 3m HF\_ANT(3117)\_119436 HORIZONTAL  
 : RBW:1000.000KHz VBW:3000.000KHz  
 : ELLE-L04  
 : 2.4G WIFI  
 : 11G  
 : core0  
 : CH2

1	Freq	Level	Over Limit	Limit Line	ReadAntenna Level	Factor	Cable Loss	Preamp Factor	Remark
	MHz	dBuV/m	dB	dBuV/m	dBuV	dB/m	dB	dB	
1 pp	2389.80	54.61	-19.39	74.00	49.30	31.50	6.81	33.00	Peak

Note:

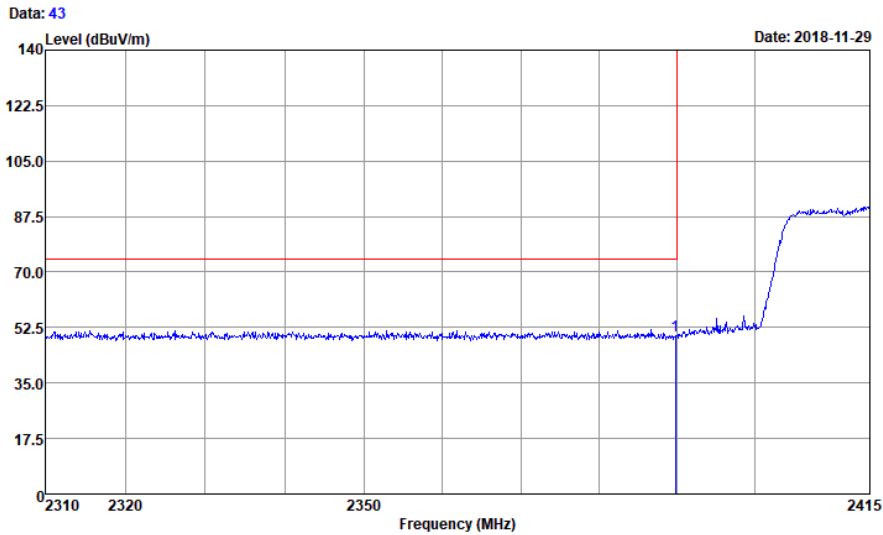
- 1, Level =Reading level by receiver + Transd (Antenna factor + cable loss – preamplifier gain)  
 The reading level is calculated by software which is not shown in the sheet.
- 2, Margin=Limit - Level

1.3.2.3 Channel 1 @Ant 2



Site : 03CH01-SZ  
 Condition : AVG\_BE\_54 3m HF\_ANT(3117)\_119436 HORIZONTAL  
 : RBW:1000.000KHz VBW:1.000KHz  
 : ELLE-L04  
 : 11G 2.4G WIFI core1  
 : CH1

Freq	Level	Over	Limit	ReadAntenna	Cable	Preamp	Remark
MHz	dBuV/m	dB	dBuV/m	dBuV	Loss	Factor	
					dB	dB	
1 pp 2389.80	39.73	-14.27	54.00	34.42	31.50	6.81	33.00 Average



Site : 03CH01-SZ  
 Condition : PEAK\_BE\_74 3m HF\_ANT(3117)\_119436 HORIZONTAL  
 : RBW:1000.000KHz VBW:3000.000KHz  
 : ELLE-L04  
 : 11G 2.4G WIFI core1  
 : CH1

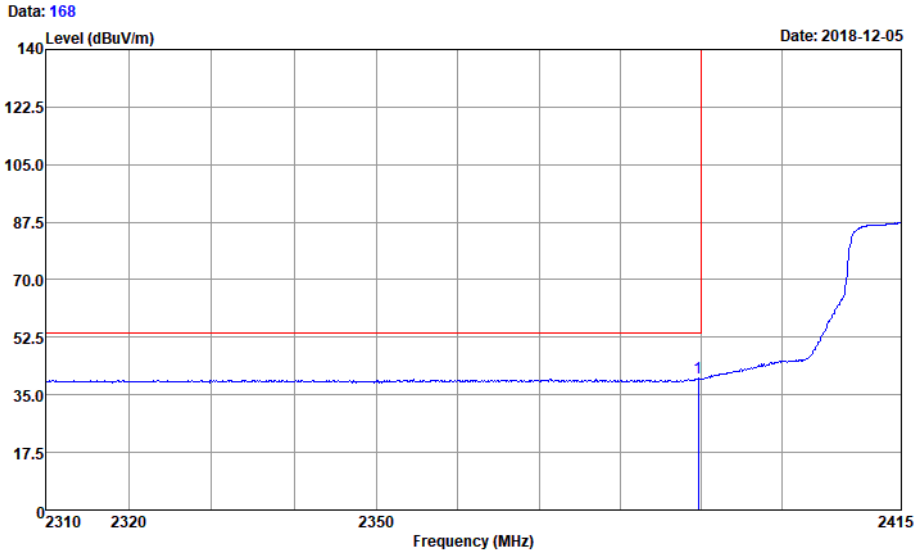
Freq	Level	Over Limit	Limit Line	ReadAntenna Level	Antenna Factor	Cable Loss	Preamp Factor	Remark
MHz	dBuV/m	dB	dBuV/m	dBuV	dB/m	dB	dB	
1 pp 2389.80	50.03	-23.97	74.00	44.72	31.50	6.81	33.00	Peak

Note:

- 1, Level =Reading level by receiver + Transd (Antenna factor + cable loss – preamplifier gain)  
 The reading level is calculated by software which is not shown in the sheet.
- 2, Margin=Limit – Level

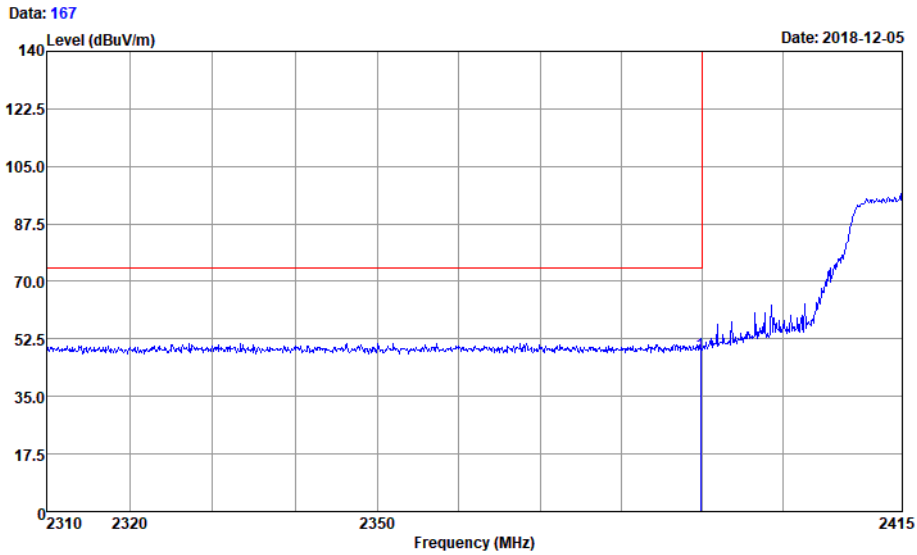


### 1.3.2.4 Channel 2 @Ant 2



Site : 03CH01-SZ  
 Condition : AVG\_BE\_54 3m HF\_ANT(3117)\_119436 HORIZONTAL  
 : RBW:1000.000KHz VBW:1.000KHz  
 : ELLE-L04  
 : 2.4G WIFI  
 : 11G  
 : core1  
 : CH2

	Over	Limit	ReadAntenna	Cable	Preamp			
Freq	Level	Limit	Line	Level	Factor	Loss	Factor	Remark
MHz	dBuV/m	dB	dBuV/m	dBuV	dB/m	dB	dB	
1 pp 2389.70	40.05	-13.95	54.00	34.74	31.50	6.81	33.00	Average



Site : 03CH01-SZ  
 Condition : PEAK\_BE\_74 3m HF\_ANT(3117)\_119436 HORIZONTAL  
 : RBW:1000.000KHz VBW:3000.000KHz  
 : ELLE-L04  
 : 2.4G WIFI  
 : 11G  
 : core1  
 : CH2

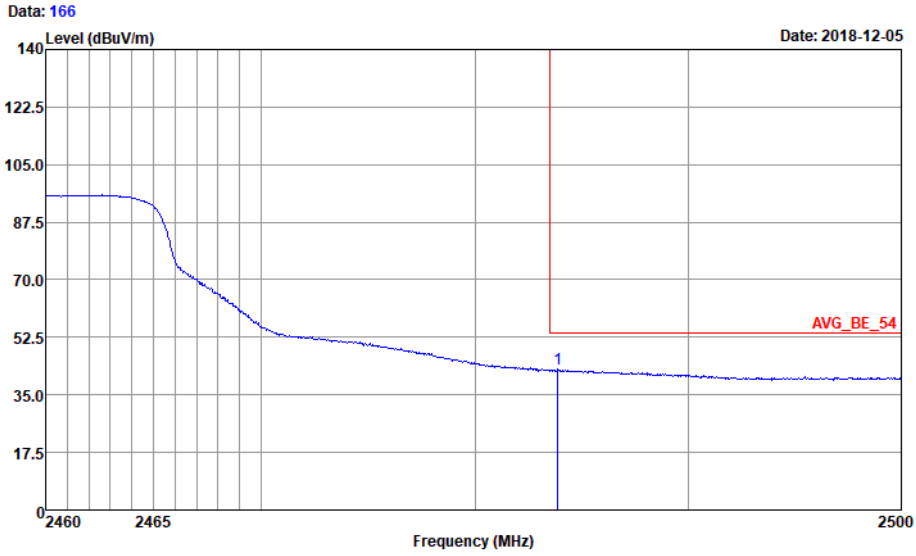
Freq	Level	Over	Limit	ReadAntenna	Cable	Preamp	Remark
MHz	dBuV/m	dB	dBuV/m	dBuV	dB	dB	
1 pp 2389.80	48.06	-25.94	74.00	42.75	31.50	6.81	33.00 Peak

Note:

- 1, Level = Reading level by receiver + Transd (Antenna factor + cable loss – preamplifier gain)  
 The reading level is calculated by software which is not shown in the sheet.
- 2, Margin = Limit – Level



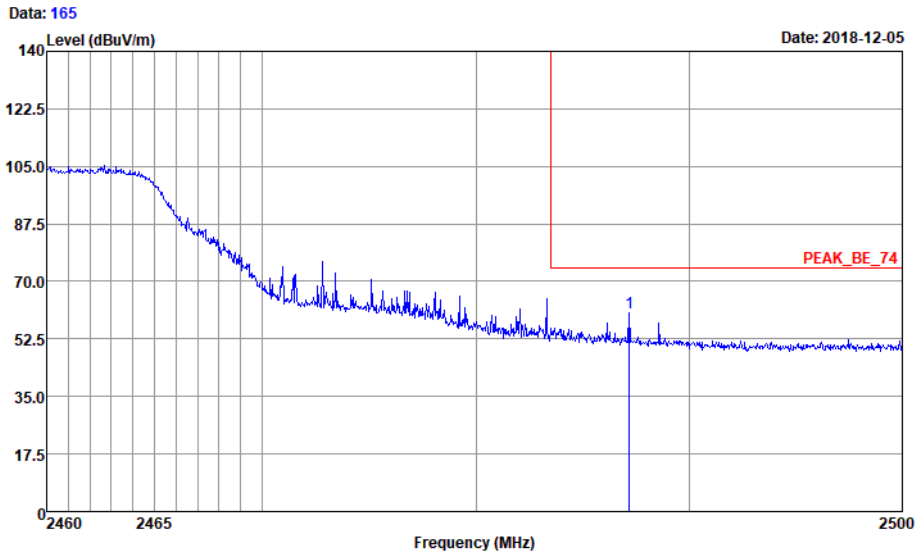
### 1.3.2.4 Channel 10@Ant 1



Site : 03CH01-SZ  
 Condition : AVG\_BE\_54 3m HF\_ANT(3117)\_119436 HORIZONTAL  
 : RBW:1000.000KHz VBW:1.000KHz  
 : ELLE-L04  
 : 2.4G WIFI  
 : 11G  
 : core0  
 : CH10

Freq	Level	Over Limit	Limit Line	ReadAntenna Level	Antenna Factor	Cable Loss	Preamp Factor	Remark
MHz	dBuV/m	dB	dBuV/m	dBuV	dB/m	dB	dB	
1 pp 2483.88	42.72	-11.28	54.00	36.95	31.86	6.91	33.00	Average





Site : 03CH01-SZ  
 Condition : PEAK\_BE\_74 3m HF\_ANT(3117)\_119436 HORIZONTAL  
 : RBW:1000.000KHz VBW:3000.000KHz  
 : ELLE-L04  
 : 2.4G WIFI  
 : 11G  
 : core0  
 : CH10

Freq	Level	Over	Limit	ReadAntenna	Cable	Preamp	Remark
MHz	dBuV/m	dB	dBuV/m	dBuV	dB/m	dB	dB
1 pp 2487.16	60.26	-13.74	74.00	54.49	31.86	6.91	33.00 Peak

Note:

- 1, Level =Reading level by receiver + Transd (Antenna factor + cable loss – preamplifier gain)  
 The reading level is calculated by software which is not shown in the sheet.
- 2, Margin=Limit - Level

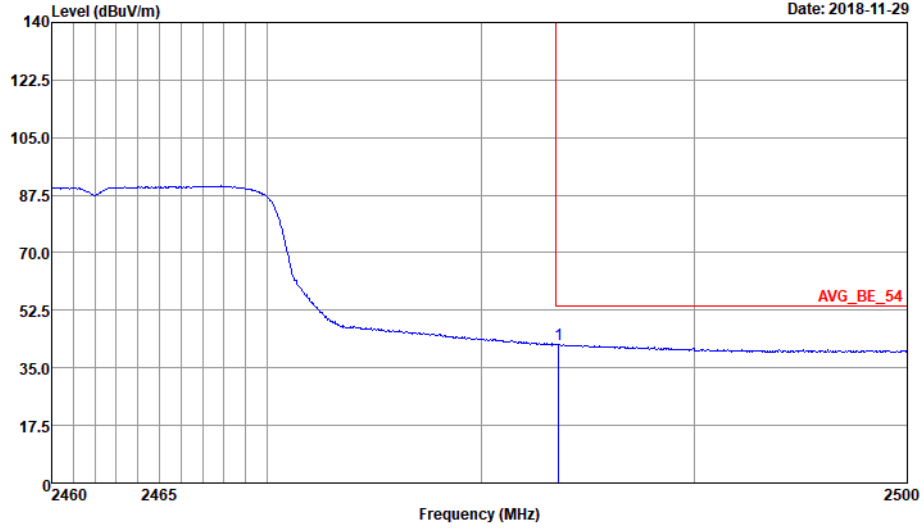


### 1.3.2.5 Channel 11 @Ant 1



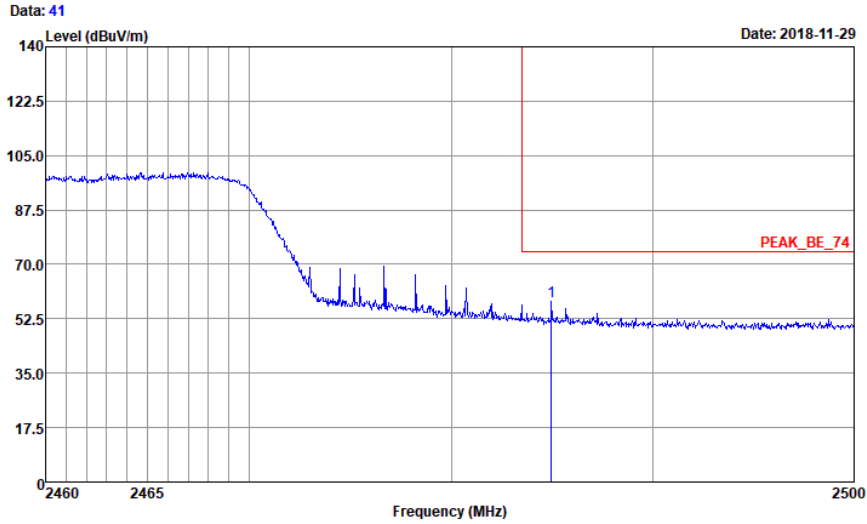
Data: 42

Date: 2018-11-29



Site : 03CH01-SZ  
 Condition : AVG\_BE\_54 3m HF\_ANT(3117)\_119436 HORIZONTAL  
 : RBW:1000.000KHz VBW:1.000KHz  
 : ELLE-L04  
 : 11G 2.4G WIFI core0  
 : CH11

1	pp	Freq	Level	Over	Limit	ReadAntenna	Cable	Preamp	Remark
		MHz	dBuV/m	dB	dBuV/m	dBuV	dB/m	dB	dB
1	pp	2483.64	42.20	-11.80	54.00	36.43	31.86	6.91	33.00 Average



Site : 03CH01-SZ  
 Condition : PEAK\_BE\_74 3m HF\_ANT(3117)\_119436 HORIZONTAL  
 : RBW:1000.000KHz VBW:3000.000KHz  
 : ELLE-L04  
 : 11G 2.4G WIFI core0  
 : CH11

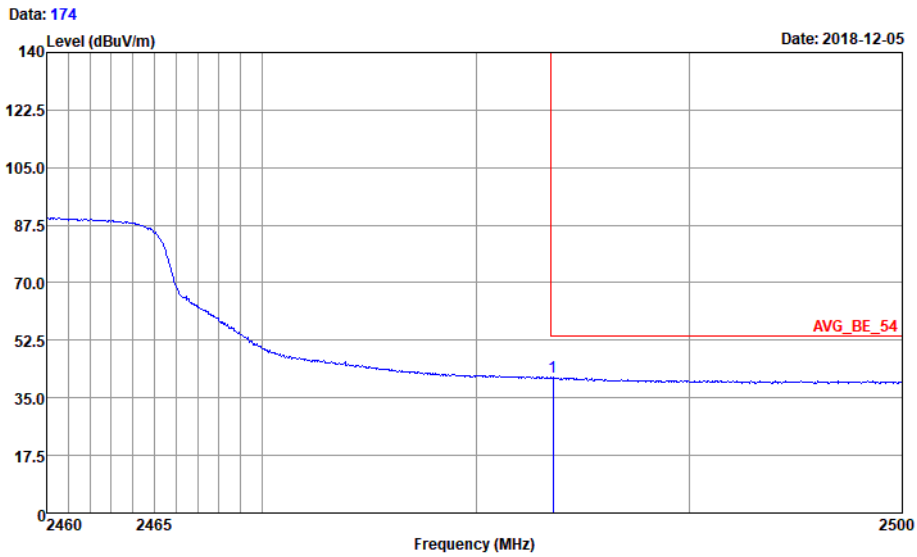
Freq	Level	Over Limit	Limit Line	ReadAntenna Level	Antenna Factor	Cable Loss	Preamp Factor	Remark
MHz	dBuV/m	dB	dBuV/m	dBuV	dB/m	dB	dB	
1 pp 2484.96	58.11	-15.89	74.00	52.34	31.86	6.91	33.00	Peak

Note:

- 1, Level = Reading level by receiver + Transd (Antenna factor + cable loss – preamplifier gain)  
 The reading level is calculated by software which is not shown in the sheet.
- 2, Margin = Limit – Level

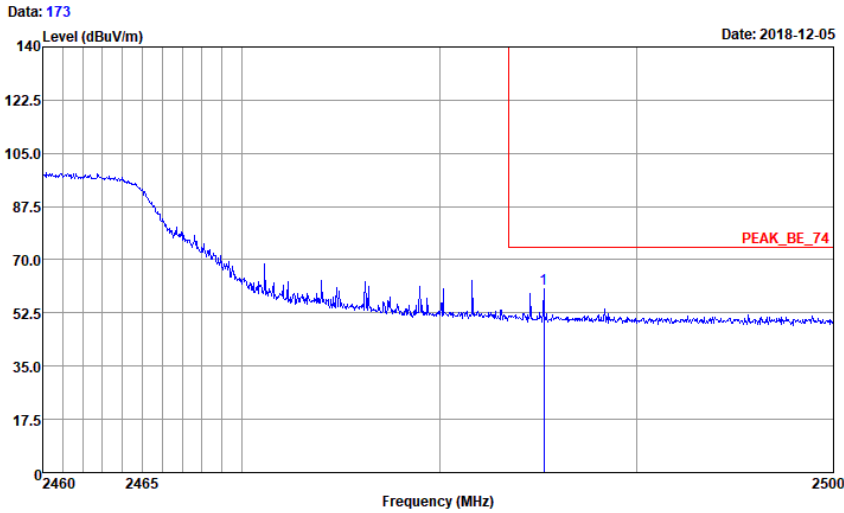


### 1.3.2.6 Channel 10@Ant 2



Site : 03CH01-SZ  
 Condition : AVG\_BE\_54 3m HF\_ANT(3117)\_119436 HORIZONTAL  
 : RBW:1000.000KHz VBW:1.000KHz  
 : ELLE-L04  
 : 2.4G WIFI  
 : 11G  
 : core1  
 : CH10

Freq	Level	Over	Limit	ReadAntenna	Cable	Preamp	Remark
MHz	dBuV/m	Limit	Line	Level	Loss	Factor	
		dB	dBuV/m	dBuV	dB/m	dB	dB
1 pp 2483.60	41.15	-12.85	54.00	35.38	31.86	6.91	33.00 Average



Site : 03CH01-SZ  
 Condition : PEAK\_BE\_74 3m HF\_ANT(3117)\_119436 HORIZONTAL  
 : RBW:1000.000KHz VBW:3000.000KHz  
 : ELLE-L04  
 : 2.4G WIFI  
 : 11G  
 : core1  
 : CH10

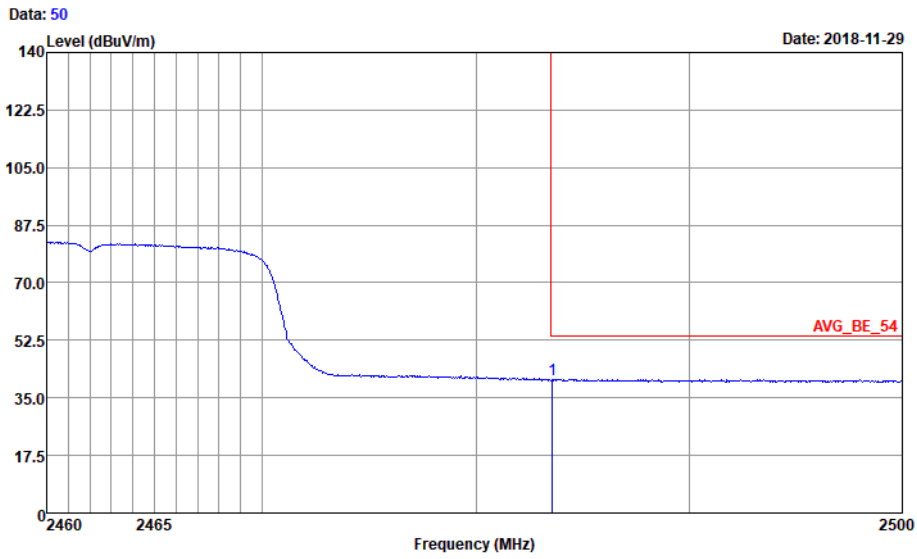
Freq	Level	Over Limit	Limit Line	ReadAntenna Level	Antenna Factor	Cable Loss	Preamp Factor	Remark
MHz	dBuV/m	dB	dBuV/m	dBuV	dB/m	dB	dB	
1 pp 2485.28	60.27	-13.73	74.00	54.50	31.86	6.91	33.00	Peak

Note:

- 1, Level = Reading level by receiver + Transd (Antenna factor + cable loss – preamplifier gain)  
 The reading level is calculated by software which is not shown in the sheet.
- 2, Margin = Limit - Level

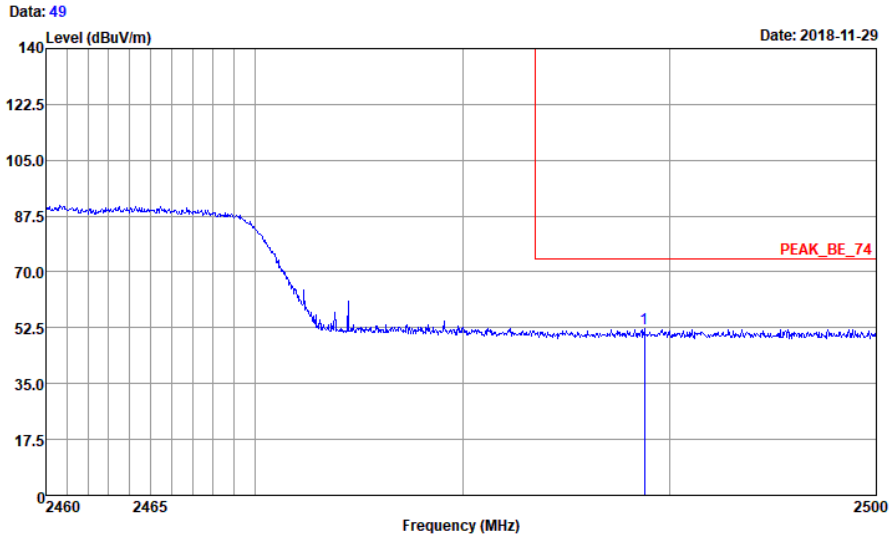


### 1.3.2.7 Channel 11@Ant 2



Site : 03CH01-SZ  
 Condition : AVG\_BE\_54 3m HF\_ANT(3117)\_119436 HORIZONTAL  
 : RBW:1000.000KHz VBW:1.000KHz  
 : ELLE-L04  
 : 11G 2.4G WIFI core1  
 : CH11

Freq	Level	Over Limit	Limit Line	ReadAntenna Level	Antenna Factor	Cable Loss	Preamp Factor	Remark
MHz	dBuV/m	dB	dBuV/m	dBuV	dB/m	dB	dB	
1 pp 2483.56	40.69	-13.31	54.00	34.92	31.86	6.91	33.00	Average



Site : 03CH01-SZ  
 Condition : PEAK\_BE\_74 3m HF\_ANT(3117)\_119436 HORIZONTAL  
 : RBW:1000.000KHz VBW:3000.000KHz  
 : ELLE-L04  
 : 11G 2.4G WIFI core1  
 : CH11

Freq	Level	Over	Limit	ReadAntenna	Cable	Preamp	Remark
MHz	dBuV/m	dB	dBuV/m	dBuV	dB/m	dB	dB
1 pp 2488.76	52.33	-21.67	74.00	46.49	31.93	6.91 33.00	Peak

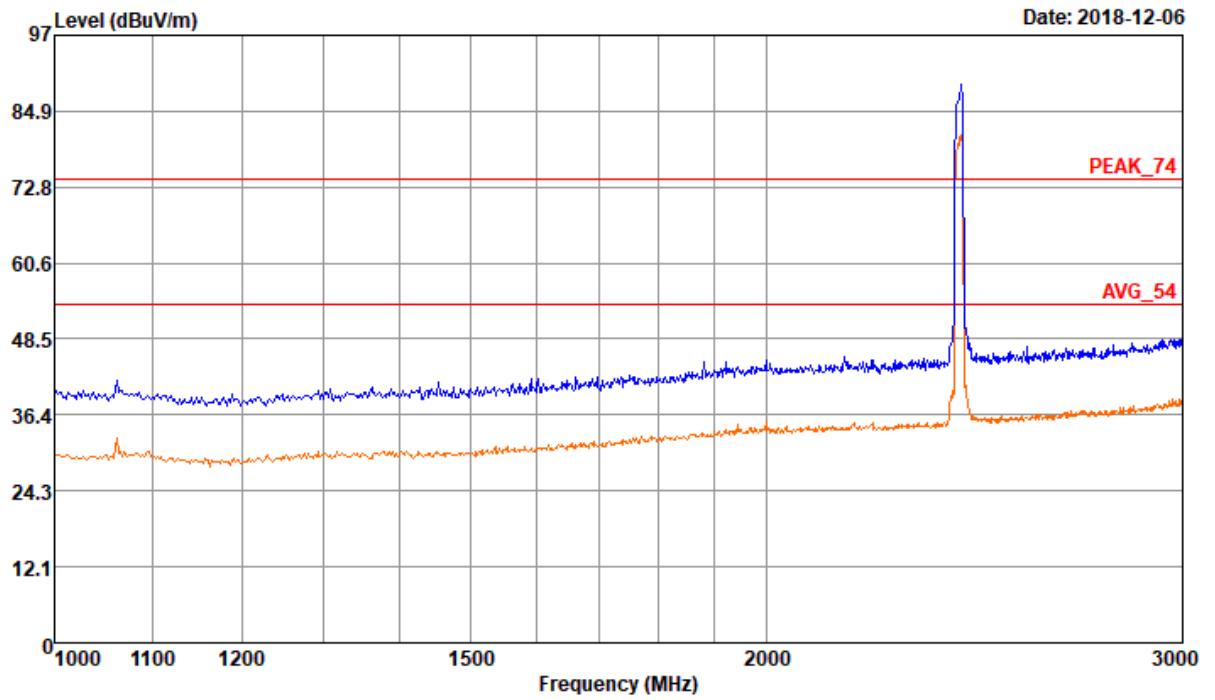
Note:

- 1, Level =Reading level by receiver + Transd (Antenna factor + cable loss – preamplifier gain)  
 The reading level is calculated by software which is not shown in the sheet.
- 2, Margin=Limit - Level

## 1.3.3 Test Mode: 11N20



Data: 273



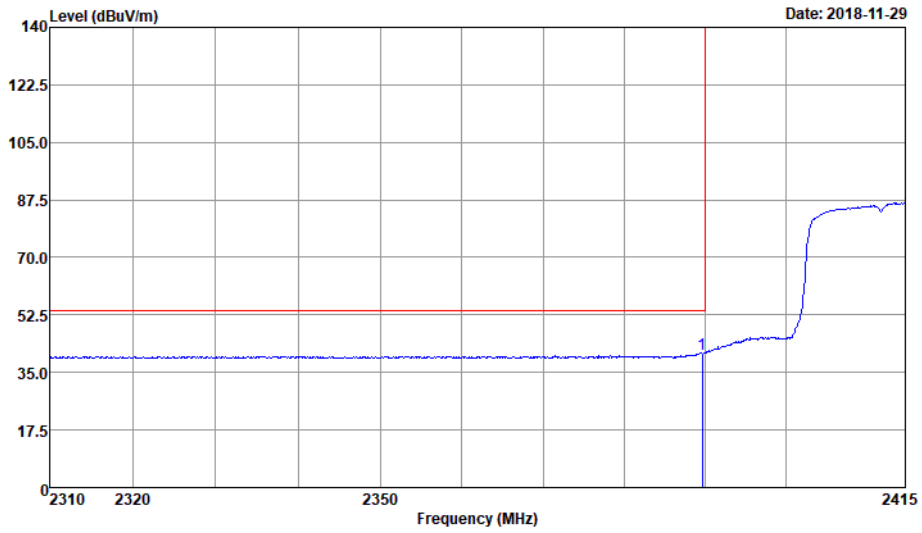




### 1.3.3.1 Channel 1 @Ant 1



Data: 52



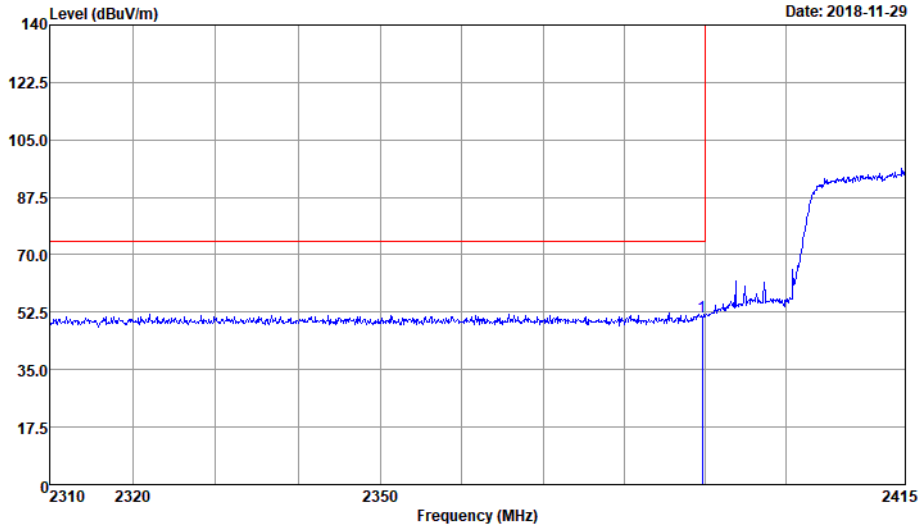
Site : 03CH01-SZ  
 Condition : AVG\_BE\_54 3m HF\_ANT(3117)\_119436 HORIZONTAL  
 : RBW:1000.000KHz VBW:1.000KHz  
 : ELLE-L04  
 : 11N20 2.4G WIFI core0  
 : CH1

Over	Limit	ReadAntenna	Cable	Preamp	Remark	
Level	Line	Level	Loss	Factor	Factor	
Freq	Level	Limit	Line	Level	Factor	Loss
MHz	dBuV/m	dB	dBuV/m	dBuV	dB/m	dB

1 pp 2389.70 40.70 -13.30 54.00 35.39 31.50 6.81 33.00 Average



Data: 51



Site : 03CH01-SZ  
 Condition : PEAK\_BE\_74 3m HF\_ANT(3117)\_119436 HORIZONTAL  
 : RBW:1000.000KHz VBW:3000.000KHz  
 : ELLE-L04  
 : 11N20 2.4G WIFI core0  
 : CH1

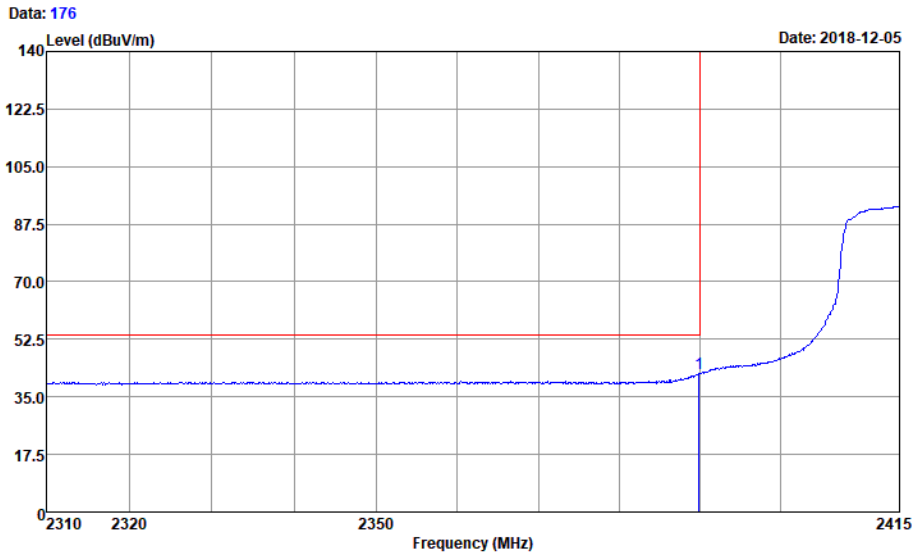
Freq	Level	Over	Limit	ReadAntenna	Cable	Preamp	Remark
MHz	dBuV/m	dB	dBuV/m	dBuV	dB/m	dB	dB
1 pp 2389.70	50.94	-23.06	74.00	45.63	31.50	6.81	33.00 Peak

Note:

- 1, Level =Reading level by receiver + Transd (Antenna factor + cable loss – preamplifier gain)  
 The reading level is calculated by software which is not shown in the sheet.
- 2, Margin=Limit - Level



### 1.3.3.2 Channel 2@Ant 1



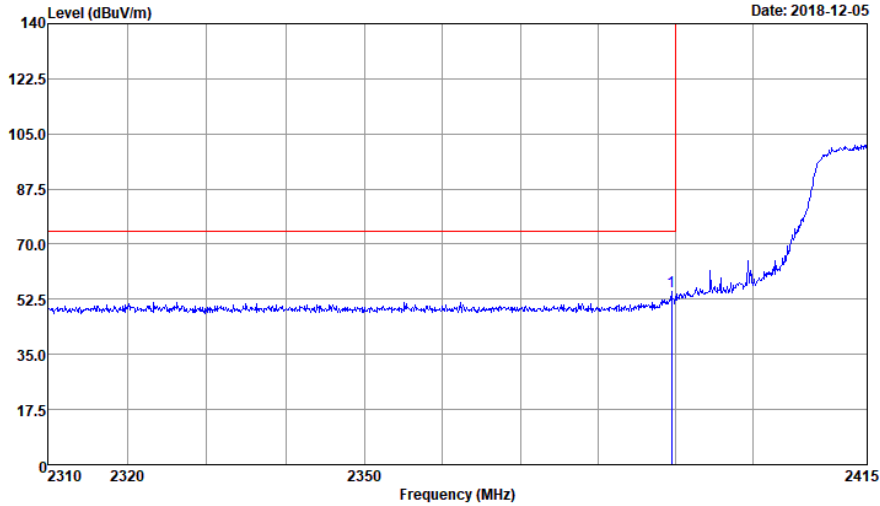
Site : 03CH01-SZ  
 Condition : AVG\_BE\_54 3m HF\_ANT(3117)\_119436 HORIZONTAL  
 : RBW:1000.000KHz VBW:1.000KHz  
 : ELLE-L04  
 : 2.4G WIFI  
 : 11N20  
 : core0  
 : CH2

Freq	Level	Over Limit	Limit Line	ReadAntenna Level	Antenna Factor	Cable Loss	Preamp Factor	Remark
MHz	dBuV/m	dB	dBuV/m	dBuV	dB/m	dB	dB	
1 pp 2389.91	42.19	-11.81	54.00	36.88	31.50	6.81	33.00	Average



Data: 175

Date: 2018-12-05



Site : 03CH01-SZ  
 Condition : PEAK\_BE\_74 3m HF\_ANT(3117)\_119436 HORIZONTAL  
 : RBW:1000.000KHz VBW:3000.000KHz  
 : ELLE-L04  
 : 2.4G WIFI  
 : 11N20  
 : core0  
 : CH2

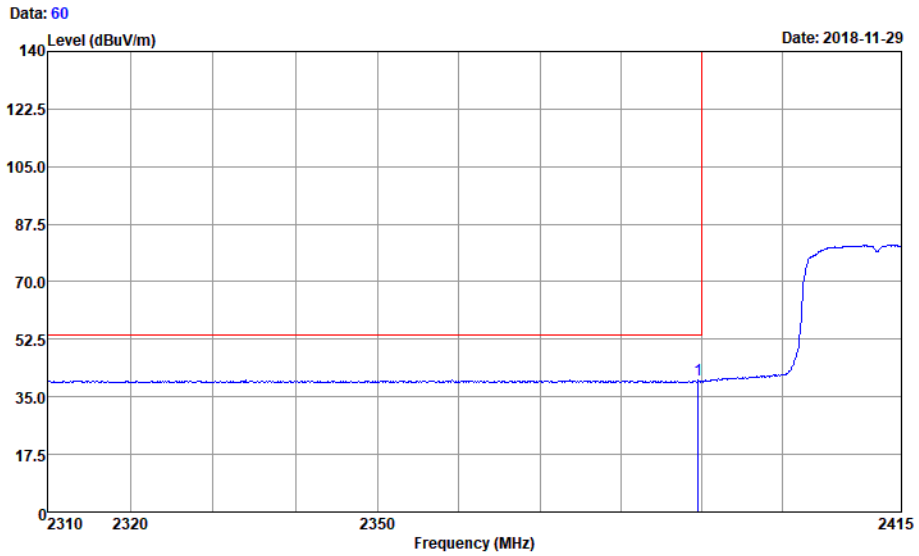
Freq	Level	Over	Limit	ReadAntenna	Cable	Preamp	Remark
MHz	dBuV/m	dB	dBuV/m	dBuV	dB	dB	
1 pp 2389.49	54.88	-19.12	74.00	49.57	31.50	6.81	33.00 Peak

Note:

- 1, Level =Reading level by receiver + Transd (Antenna factor + cable loss – preamplifier gain)  
 The reading level is calculated by software which is not shown in the sheet.
- 2, Margin=Limit - Level

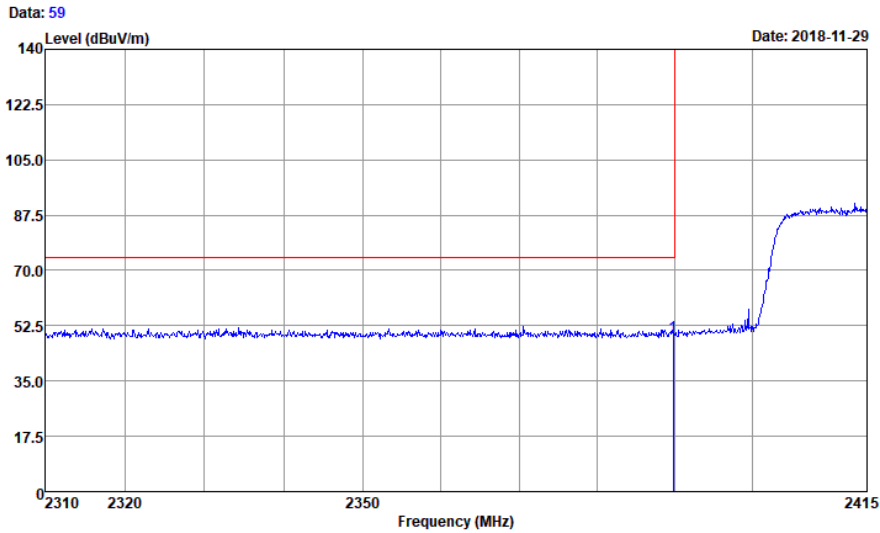


### 1.3.3.3 Channel 1 @Ant 2



Site : 03CH01-SZ  
 Condition : AVG\_BE\_54 3m HF\_ANT(3117)\_119436 HORIZONTAL  
 : RBW:1000.000KHz VBW:1.000KHz  
 : ELLE-L04  
 : 11N20 2.4G WIFI core1  
 : CH1

Over	Limit	ReadAntenna	Cable	Preamp	Remark				
Level	Line	Level	Loss	Loss	Factor	Factor			
dB	dBuV/m	dBuV	dB	dB	dB	dB			
1 pp	2389.59	40.09	-13.91	54.00	34.78	31.50	6.81	33.00	Average



Site : 03CH01-SZ  
 Condition : PEAK\_BE\_74 3m HF\_ANT(3117)\_119436 HORIZONTAL  
 : RBW:1000.000KHz VBW:3000.000KHz  
 : ELLE-L04  
 : 11N20 2.4G WIFI core1  
 : CH1

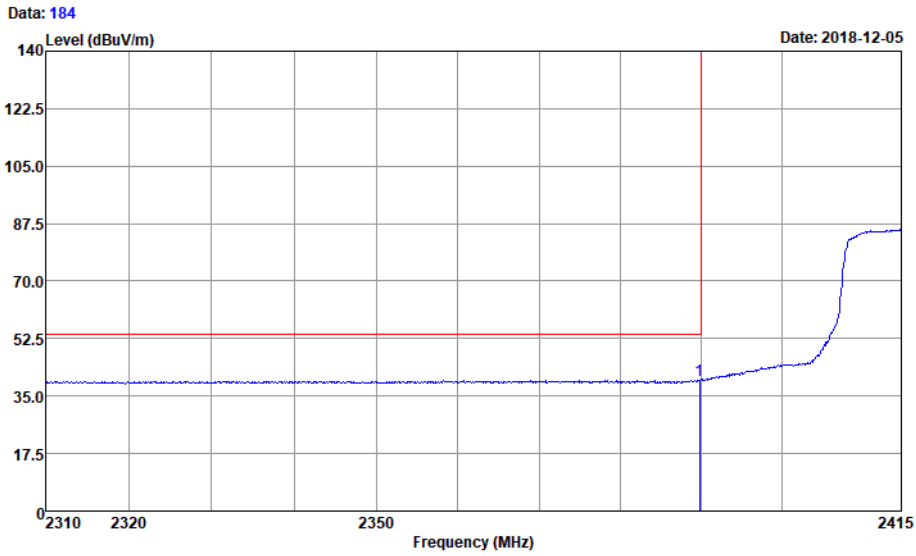
Freq	Level	Over	Limit	ReadAntenna	Cable	Preamp	Remark
MHz	dBuV/m	dB	dBuV/m	dBuV	dB/m	dB	dB
1 pp 2389.80	49.01	-24.99	74.00	43.70	31.50	6.81	33.00 Peak

Note:

- 1, Level =Reading level by receiver + Transd (Antenna factor + cable loss – preamplifier gain)  
 The reading level is calculated by software which is not shown in the sheet.
- 2, Margin=Limit – Level

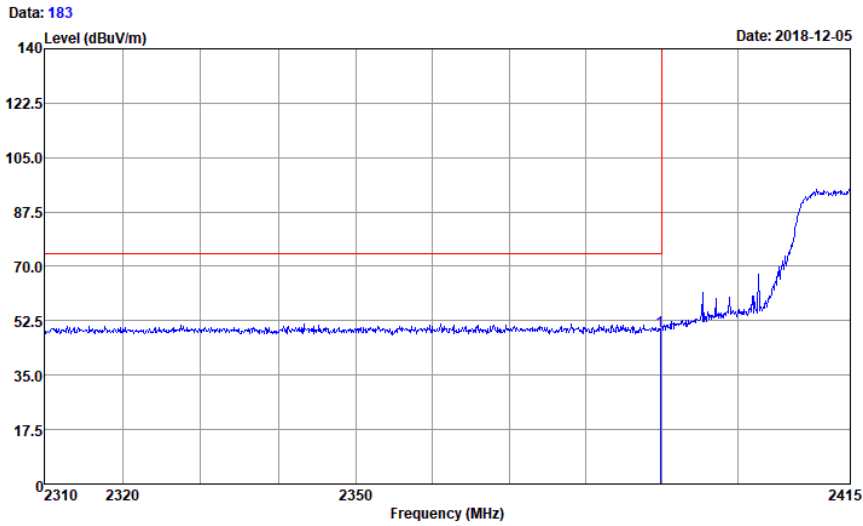


### 1.3.3.4 Channel 2 @Ant 2



Site : 03CH01-SZ  
 Condition : AVG\_BE\_54 3m HF\_ANT(3117)\_119436 HORIZONTAL  
 : RBW:1000.000KHz VBW:1.000KHz  
 : ELLE-L04  
 : 2.4G WIFI  
 : 11N20  
 : core1  
 : CH2

	Over	Limit	ReadAntenna	Cable	Preamp		
Freq	Level	Limit	Line	Level	Factor	Loss	Factor
MHz	dBuV/m	dB	dBuV/m	dBuV	dB/m	dB	dB
1 pp 2389.80	39.74	-14.26	54.00	34.43	31.50	6.81	33.00 Average



Site : 03CH01-SZ  
 Condition : PEAK\_BE\_74 3m HF\_ANT(3117)\_119436 HORIZONTAL  
 : RBW:1000.000KHz VBW:3000.000KHz  
 : ELLE-L04  
 : 2.4G WIFI  
 : 11N20  
 : core1  
 : CH2

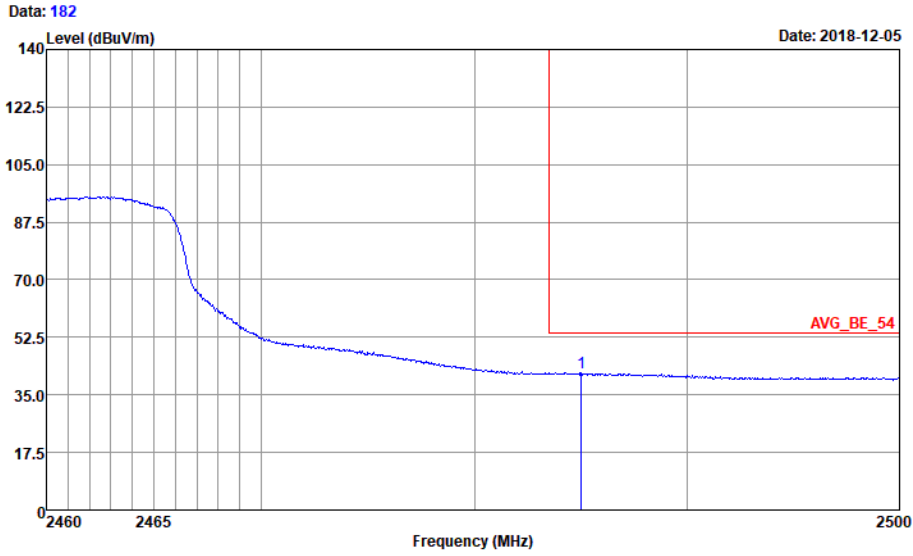
Freq	Level	Over	Limit	ReadAntenna	Cable	Preamp	Remark
MHz	dBuV/m	dB	dBuV/m	dBuV	dB/m	dB	dB
1 pp 2389.80	49.27	-24.73	74.00	43.96	31.50	6.81	33.00 Peak

Note:

- 1, Level =Reading level by receiver + Transd (Antenna factor + cable loss – preamplifier gain)  
 The reading level is calculated by software which is not shown in the sheet.
- 2, Margin=Limit – Level



1.3.3.5 Channel 10 @Ant 1



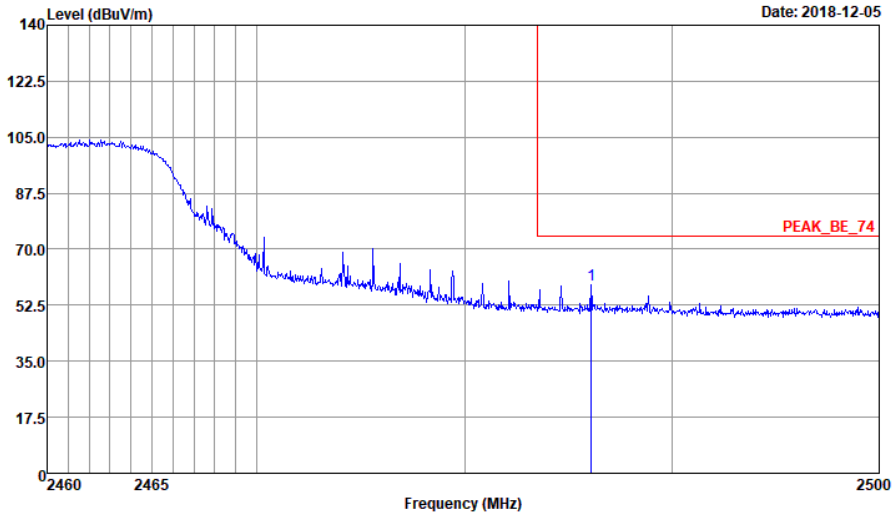
Site : 03CH01-SZ  
 Condition : AVG\_BE\_54 3m HF\_ANT(3117)\_119436 HORIZONTAL  
 : RBW:1000.000KHz VBW:1.000KHz  
 : ELLE-L04  
 : 2.4G WIFI  
 : 11N20  
 : core0  
 : CH10

Freq	Level	Over Limit	Limit Line	ReadAntenna Level	Antenna Factor	Cable Loss	Preamp Factor	Remark
MHz	dBuV/m	dB	dBuV/m	dBuV	dB/m	dB	dB	
1 pp 2485.00	41.75	-12.25	54.00	35.98	31.86	6.91	33.00	Average



Data: 181

Date: 2018-12-05



Site : 03CH01-SZ  
 Condition : PEAK\_BE\_74 3m HF\_ANT(3117)\_119436 HORIZONTAL  
 : RBW:1000.000KHz VBW:3000.000KHz  
 : ELLE-L04  
 : 2.4G WIFI  
 : 11N20  
 : core0  
 : CH10

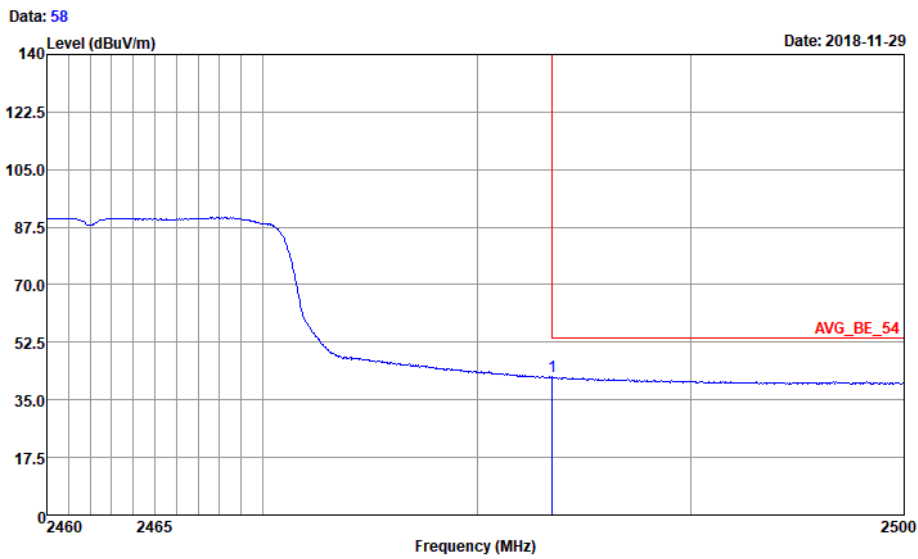
Freq	Level	Over	Limit	ReadAntenna	Cable	Preamp	Remark
MHz	dBuV/m	dB	dBuV/m	dBuV	dB/m	dB	dB
1 pp 2486.08	58.86	-15.14	74.00	53.09	31.86	6.91	33.00 Peak

Note:

- 1, Level =Reading level by receiver + Transd (Antenna factor + cable loss – preamplifier gain)  
The reading level is calculated by software which is not shown in the sheet.
- 2, Margin=Limit – Level

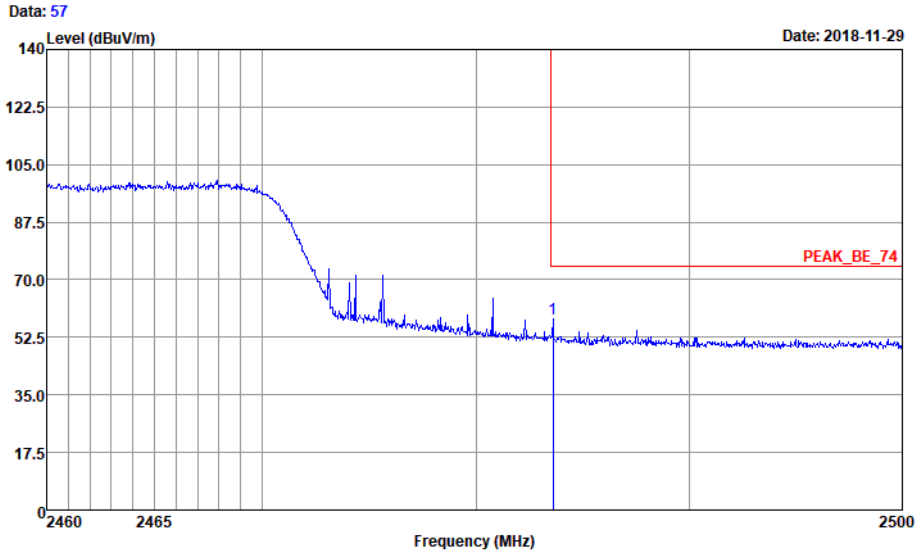


### 1.3.3.6 Channel 11 @Ant 1



Site : 03CH01-SZ  
 Condition : AVG\_BE\_54 3m HF\_ANT(3117)\_119436 HORIZONTAL  
 : RBW:1000.000KHz VBW:1.000KHz  
 : ELLE-L04  
 : 11N20 2.4G WIFI core0  
 : CH11

Freq	Level	Over Limit	Limit Line	ReadAntenna Level	Antenna Factor	Cable Loss	Preamp Factor	Remark
MHz	dBuV/m	dB	dBuV/m	dBuV	dB/m	dB	dB	
1 pp 2483.52	42.01	-11.99	54.00	36.24	31.86	6.91	33.00	Average



Site : 03CH01-SZ  
 Condition : PEAK\_BE\_74 3m HF\_ANT(3117)\_119436 HORIZONTAL  
 : RBW:1000.000KHz VBW:3000.000KHz  
 : ELLE-L04  
 : 11N20 2.4G WIFI core0  
 : CH11

Freq	Level	Over	Limit	ReadAntenna	Cable	Preamp	Remark
MHz	dBuV/m	dB	dBuV/m	dBuV	dB/m	dB	dB
1 pp 2483.60	58.03	-15.97	74.00	52.26	31.86	6.91	33.00 Peak

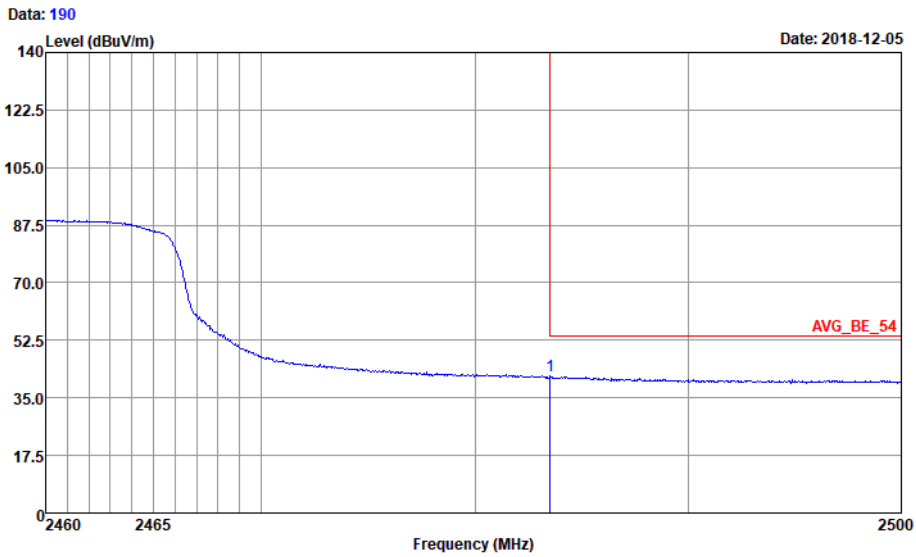
Note:

1, Level =Reading level by receiver + Transd (Antenna factor + cable loss – preamplifier gain)  
 The reading level is calculated by software which is not shown in the sheet.



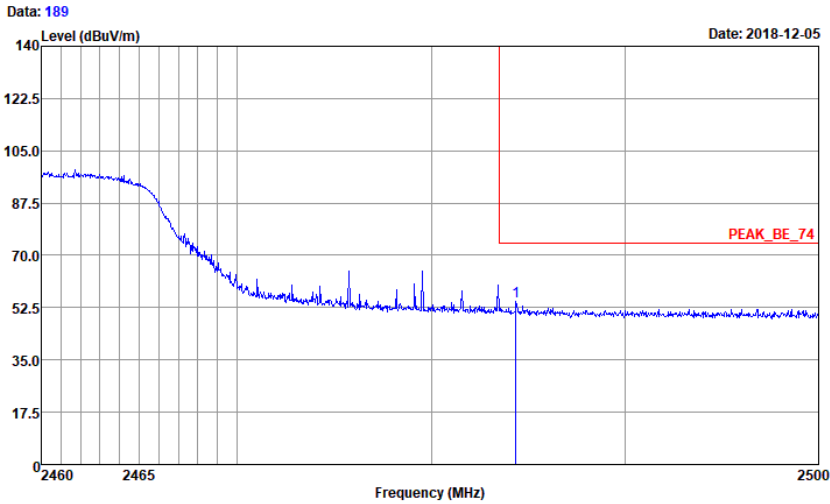
2, Margin=Limit - Level

1.3.3.7 Channel 10@Ant 2



Site : 03CH01-SZ  
 Condition : AVG\_BE\_54 3m HF\_ANT(3117)\_119436 HORIZONTAL  
 : RBW:1000.000KHz VBW:1.000KHz  
 : ELLE-L04  
 : 2.4G WIFI  
 : 11N20  
 : core1  
 : CH10

Freq	Level	Over Limit	Limit Line	ReadAntenna Level	Antenna Factor	Cable Loss	Preamp Factor	Remark
MHz	dBuV/m	dB	dBuV/m	dBuV	dB/m	dB	dB	
1 pp 2483.52	41.54	-12.46	54.00	35.77	31.86	6.91	33.00	Average



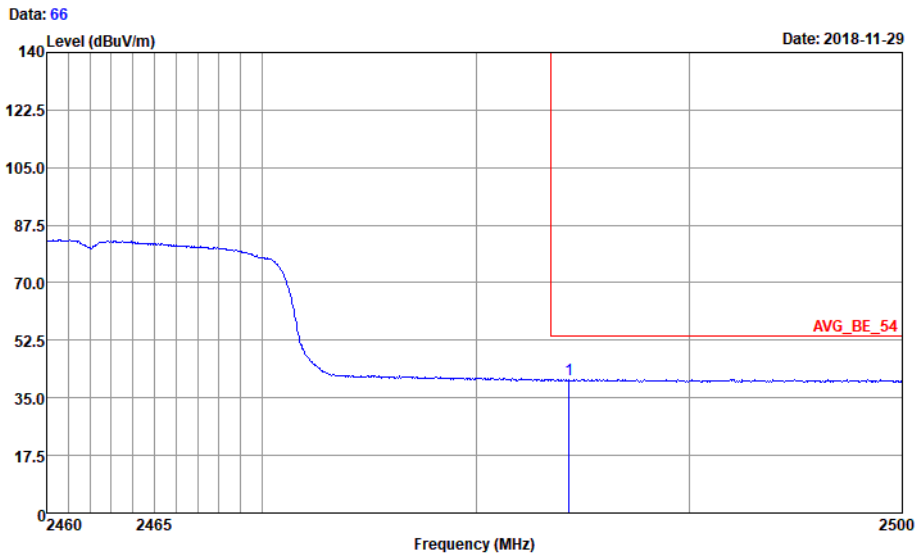
Site : 03CH01-SZ  
 Condition : PEAK\_BE\_74 3m HF\_ANT(3117)\_119436 HORIZONTAL  
 : RBW:1000.000KHz VBW:3000.000KHz  
 : ELLE-L04  
 : 2.4G WIFI  
 : 11N20  
 : core1  
 : CH10

Over	Limit	ReadAntenna	Cable	Preamp	
Level	Line	Level	Loss	Factor	Remark
dB	dBuV/m	dBuV	dB	dB	
1 pp	2484.36	54.65	-19.35	74.00	48.88 31.86 6.91 33.00 Peak

Note:

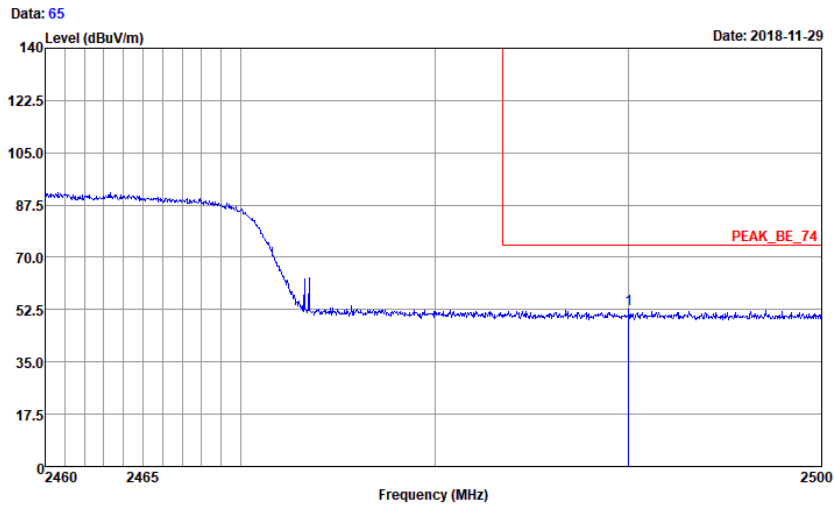
- Level = Reading level by receiver + Transd (Antenna factor + cable loss – preamplifier gain)  
 The reading level is calculated by software which is not shown in the sheet.
- Margin = Limit – Level

1.3.3.8 Channel 11@Ant 2



Site : 03CH01-SZ  
 Condition : AVG\_BE\_54 3m HF\_ANT(3117)\_119436 HORIZONTAL  
 : RBW:1000.000KHz VBW:1.000KHz  
 : ELLE-L04  
 : 11N20 2.4G WIFI core1  
 : CH11

Freq	Level	Over Limit	Limit Line	ReadAntenna Level	Antenna Factor	Cable Loss	Preamp Factor	Remark
MHz	dBuV/m	dB	dBuV/m	dBuV	dB/m	dB	dB	
1 pp 2484.36	40.63	-13.37	54.00	34.86	31.86	6.91	33.00	Average



Site : 03CH01-SZ  
 Condition : PEAK\_BE\_74 3m HF\_ANT(3117)\_119436 HORIZONTAL  
 : RBW:1000.000KHz VBW:3000.000KHz  
 : ELLE-L04  
 : 11N20 2.4G WIFI core1  
 : CH11

Over	Limit	ReadAntenna	Cable	Preamp	Remark
Level	Line	Level	Loss	Factor	
dB	dBuV/m	dBuV	dB	dB	
1 pp	2490.00	52.62	-21.38	74.00	46.78 31.93 6.91 33.00 Peak

Note:

- 1, Level =Reading level by receiver + Transd (Antenna factor + cable loss – preamplifier gain)  
The reading level is calculated by software which is not shown in the sheet.
- 2, Margin=Limit – Level

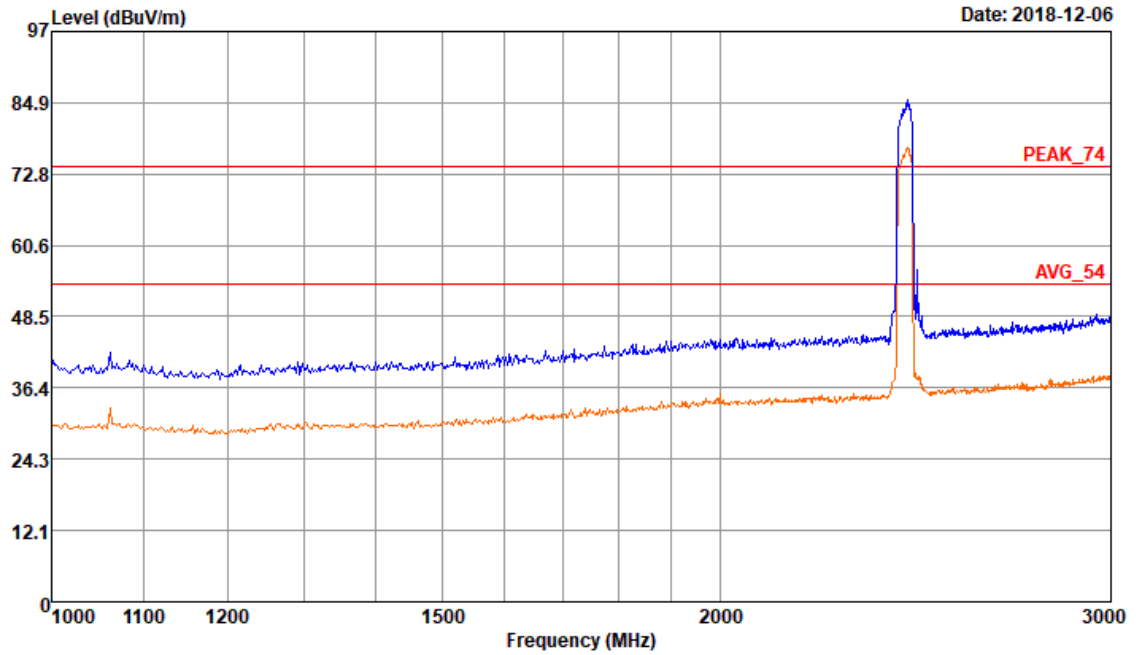


## 1.3.4 Test Mode: 11N40



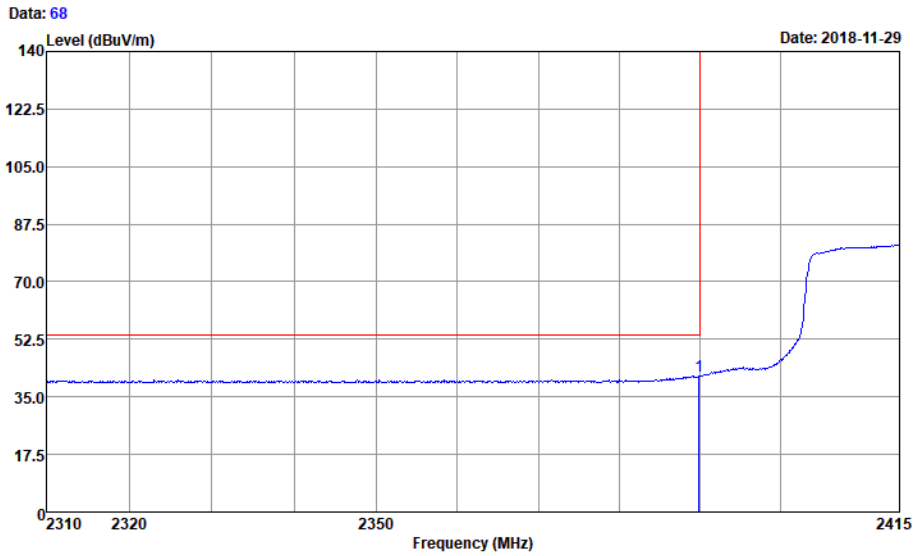
Data: 275

Date: 2018-12-06



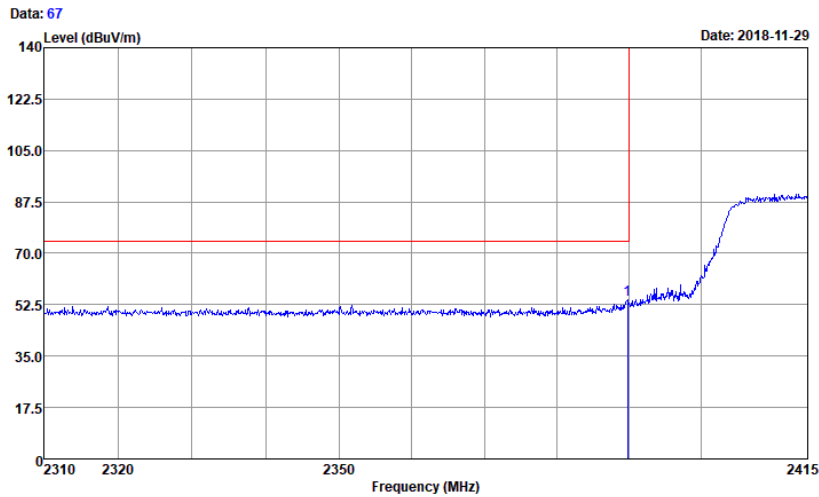


### 1.3.4.1 Channel 3 @Ant 1



Site : 03CH01-SZ  
 Condition : AVG\_BE\_54 3m HF\_ANT(3117)\_119436 HORIZONTAL  
 : RBW:1000.000KHz VBW:1.000KHz  
 : ELLE-L04  
 : 11N40 2.4G WIFI core0  
 : CH3

Freq	Level	Over Limit	Limit Line	ReadAntenna Level	Antenna Factor	Cable Loss	Preamp Factor	Remark
MHz	dBuV/m	dB	dBuV/m	dBuV	dB/m	dB	dB	
1 pp 2389.91	41.45	-12.55	54.00	36.14	31.50	6.81	33.00	Average



Site : 03CH01-SZ  
 Condition : PEAK\_BE\_74 3m HF\_ANT(3117)\_119436 HORIZONTAL  
 : RBW:1000.000KHz VBW:3000.000KHz  
 : ELLE-L04  
 : 11N40 2.4G WIFI core0  
 : CH3

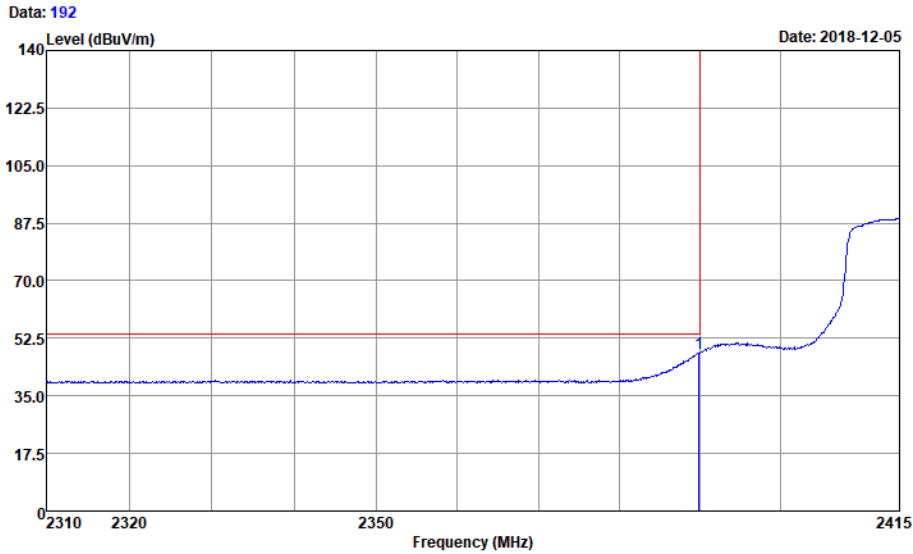
Freq	Level	Over	Limit	ReadAntenna	Cable	Preamp	Remark
MHz	dBuV/m	dB	dBuV/m	dBuV	dB/m	dB	dB
1 pp 2389.80	54.29	-19.71	74.00	48.98	31.50	6.81	33.00 Peak

Note:

- 1, Level =Reading level by receiver + Transd (Antenna factor + cable loss – preamplifier gain)  
 The reading level is calculated by software which is not shown in the sheet.
- 2, Margin=Limit – Level

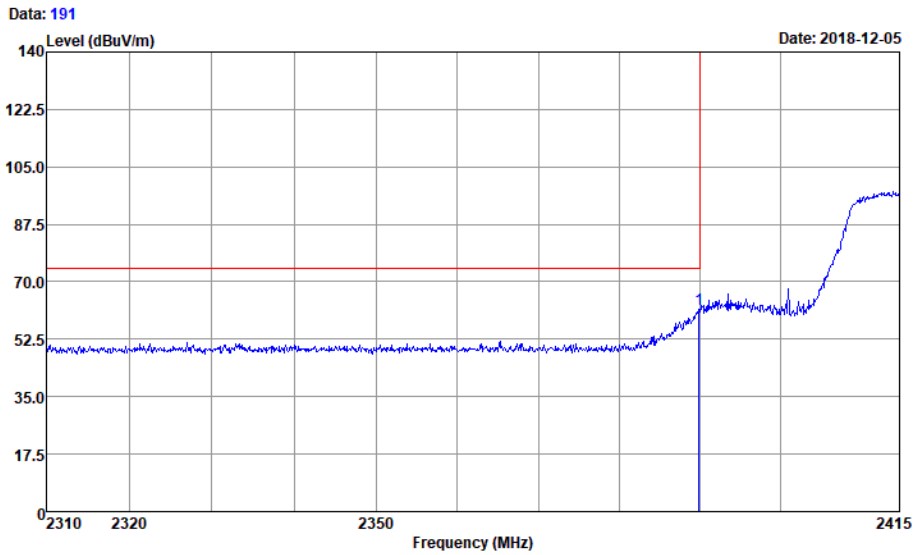


Channel 4 @Ant 1



Site : 03CH01-SZ  
 Condition : AVG\_BE\_54 3m HF\_ANT(3117)\_119436 HORIZONTAL  
 : RBW:1000.000KHz VBW:1.000KHz  
 : ELLE-L04  
 : 2.4G WIFI  
 : 11N40  
 : core0  
 : CH4

Freq	Level	Over Limit	Limit Line	ReadAntenna Level	Antenna Factor	Cable Loss	Preamp Factor	Remark
MHz	dBuV/m	dB	dBuV/m	dBuV	dB/m	dB	dB	
1 pp 2389.91	47.92	-6.08	54.00	42.61	31.50	6.81	33.00	Peak

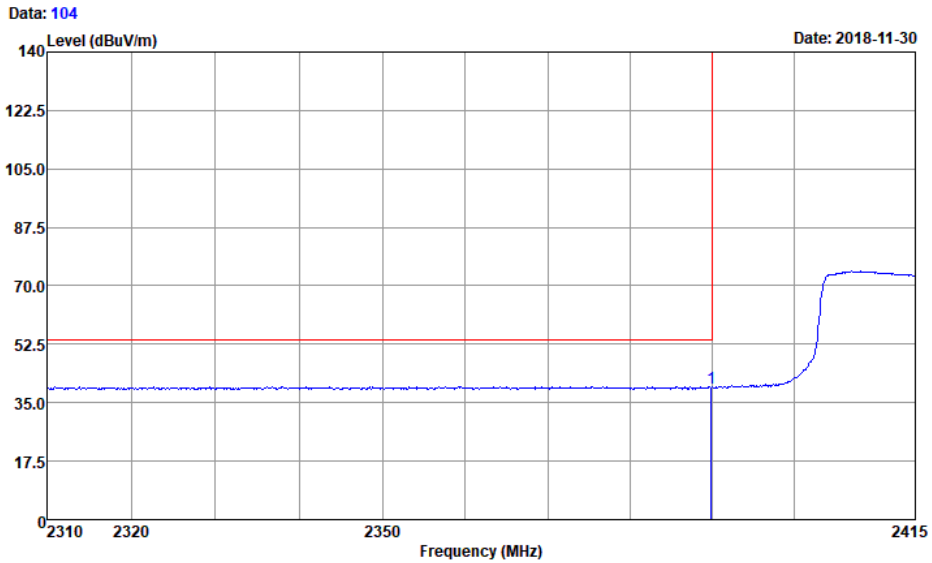


Site : 03CH01-SZ  
 Condition : PEAK\_BE\_74 3m HF\_ANT(3117)\_119436 HORIZONTAL  
 : RBW:1000.000KHz VBW:3000.000KHz  
 : ELLE-L04  
 : 2.4G WIFI  
 : 11N40  
 : core0  
 : CH4

1	pp	Freq	Level	Over	Limit	ReadAntenna	Cable	Preamp	Remark
		MHz	dBuV/m	dB	dBuV/m	dBuV	dB/m	dB	dB
		2389.91	61.59	-12.41	74.00	56.28	31.50	6.81	33.00 Peak



### 1.3.4.2 Channel 3 @Ant 2



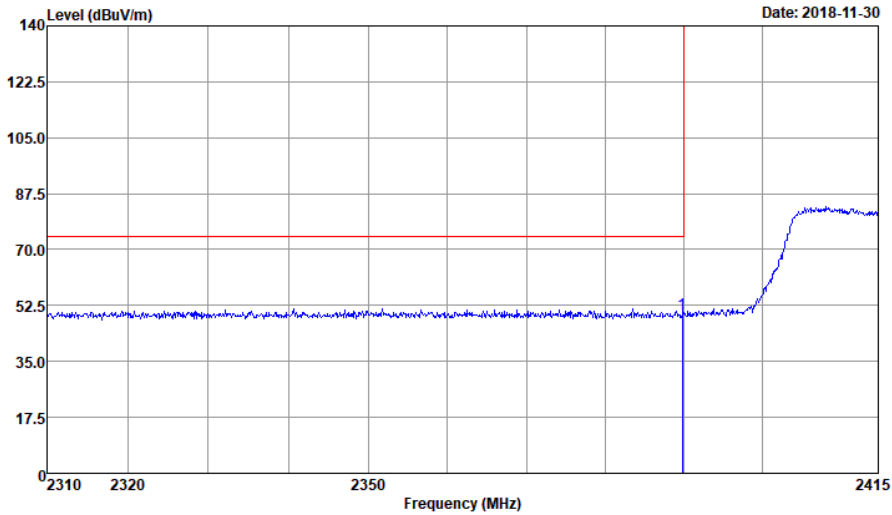
Site : 03CH01-SZ  
 Condition : AVG\_BE\_54 3m HF\_ANT(3117)\_119436 HORIZONTAL  
 : RBW:1000.000KHz VBW:1.000KHz  
 : ELLE-L04  
 : 11N40 2.4G WIFI core1  
 : CH3

1	pp	Freq	Level	Over	Limit	ReadAntenna	Cable	Preamp	Remark
		MHz	dBuV/m	dB	dBuV/m	dBuV	Loss	Factor	
						dB/m	dB	dB	
		2389.91	39.45	-14.55	54.00	34.14	31.50	6.81	33.00 Average



Data: 103

Date: 2018-11-30



Site : 03CH01-SZ  
 Condition : PEAK\_BE\_74 3m HF\_ANT(3117)\_119436 HORIZONTAL  
 : RBW:1000.000KHz VBW:3000.000KHz  
 : ELLE-L04  
 : 11N40 2.4G WIFI core1  
 : CH3

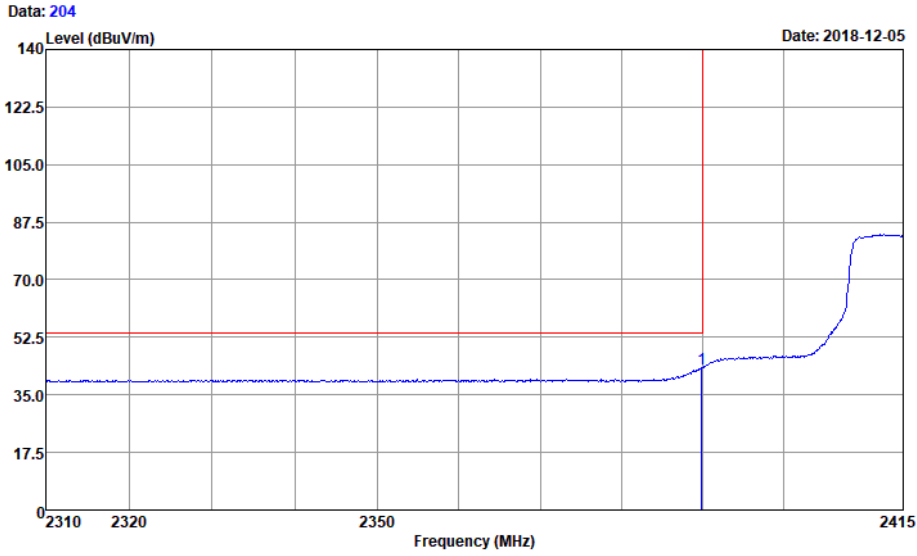
Freq	Level	Over	Limit	ReadAntenna	Cable	Preamp	Remark
MHz	dBuV/m	dB	dBuV/m	dBuV	dB/m	dB	dB
1 pp 2389.80	49.81	-24.19	74.00	44.50	31.50	6.81	33.00 Peak

Note:

- 1, Level =Reading level by receiver + Transd (Antenna factor + cable loss – preamplifier gain)  
 The reading level is calculated by software which is not shown in the sheet.
- 2, Margin=Limit - Level



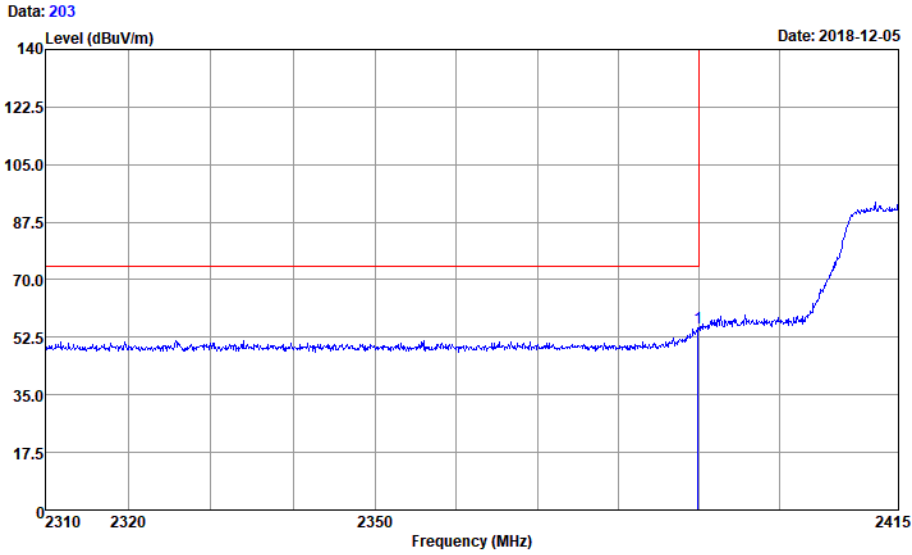
### 1.3.4.3 Channel 4 @Ant 2



Site : 03CH01-SZ  
 Condition : AVG\_BE\_54 3m HF\_ANT(3117)\_119436 HORIZONTAL  
 : RBW:1000.000KHz VBW:1.000KHz  
 : ELLE-L04  
 : 2.4G WIFI  
 : 11N40  
 : core1  
 : CH4

Freq	Level	Over Limit	Limit Line	ReadAntenna Level	Antenna Factor	Cable Loss	Preamp Factor	Remark
MHz	dBuV/m	dB	dBuV/m	dBuV	dB/m	dB	dB	
1 pp 2389.91	42.94	-11.06	54.00	37.63	31.50	6.81	33.00	Average



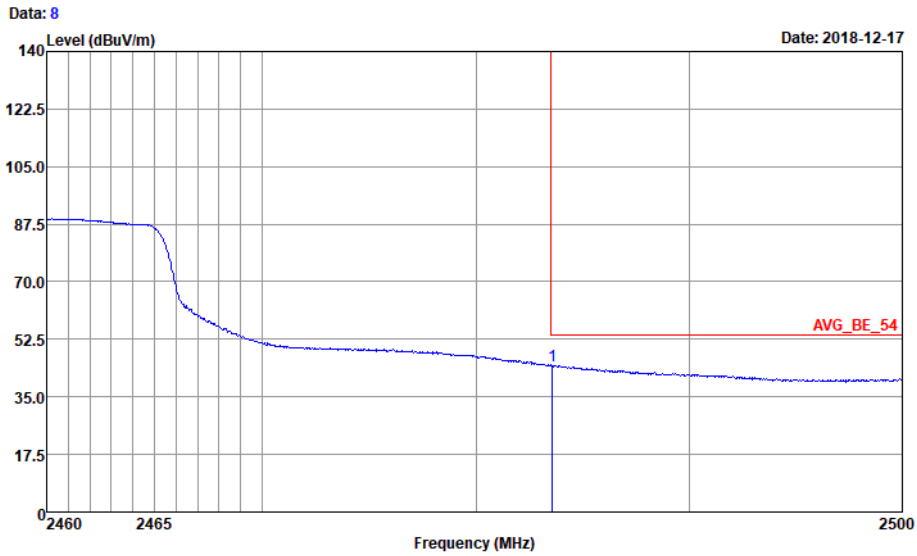


Site : 03CH01-SZ  
 Condition : PEAK\_BE\_74 3m HF\_ANT(3117)\_119436 HORIZONTAL  
 : RBW:1000.000KHz VBW:3000.000KHz  
 : ELLE-L04  
 : 2.4G WIFI  
 : 11N40  
 : core1  
 : CH4

Freq	Level	Over Limit	Limit Line	ReadAntenna Level	Antenna Factor	Cable Loss	Preamp Factor	Remark
MHz	dBuV/m	dB	dBuV/m	dBuV	dB/m	dB	dB	
1 pp 2389.91	55.20	-18.80	74.00	49.89	31.50	6.81	33.00	Peak

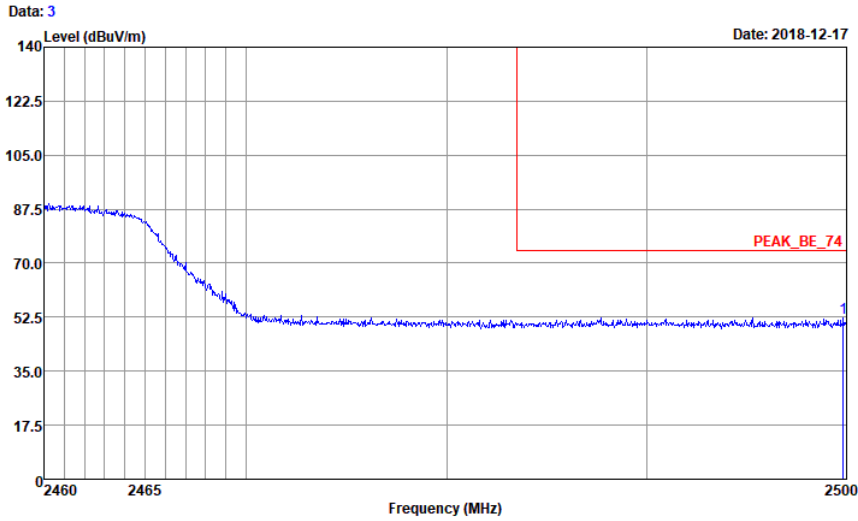


### 1.3.4.4 Channel 8 @Ant 1



Site : 03CH01-SZ  
 Condition : AVG\_BE\_54 3m HF\_ANT(3117)\_119436 HORIZONTAL  
 : RBW:1000.000KHz VBW:1.000KHz

Over	Limit	ReadAntenna	Cable	Preamp	Remark			
Freq	Level	Limit	Line	Level	Factor	Loss	Factor	Remark
MHz	dBuV/m	dB	dBuV/m	dBuV	dB/m	dB	dB	
1 pp 2483.56	44.61	-9.39	54.00	38.84	31.86	6.91	33.00	Average



Site : 03CH01-SZ  
 Condition : PEAK\_BE\_74 3m HF\_ANT(3117)\_119436 VERTICAL  
 : RBW:1000.000KHz VBW:3000.000KHz

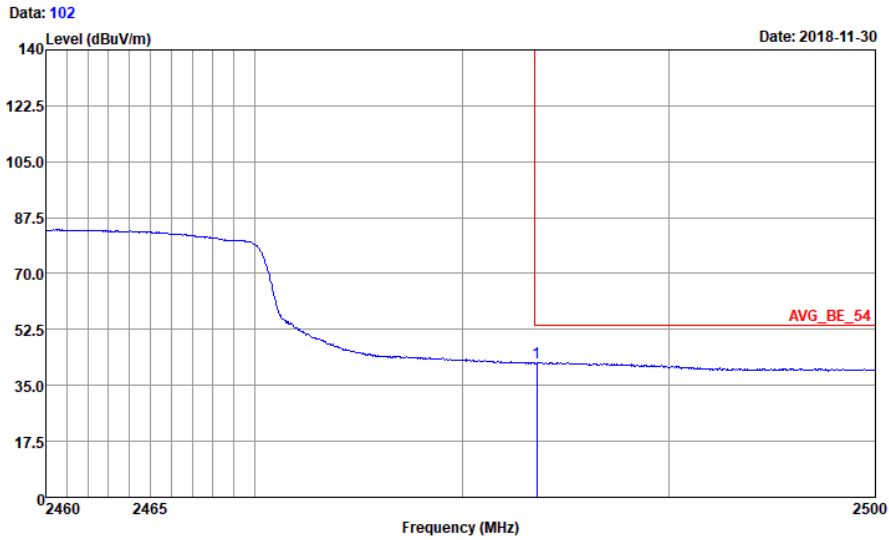
Over	Limit	ReadAntenna	Cable	Preamp	
Freq	Level	Limit	Line	Level	Factor
MHz	dBuV/m	dB	dBuV/m	dBuV	dB/m
1 pp 2499.84	52.23	-21.77	74.00	46.39	31.93
				6.91	33.00
					Peak

Note:

- 1, Level =Reading level by receiver + Transd (Antenna factor + cable loss – preamplifier gain)  
 The reading level is calculated by software which is not shown in the sheet.
- 2, Margin=Limit – Level

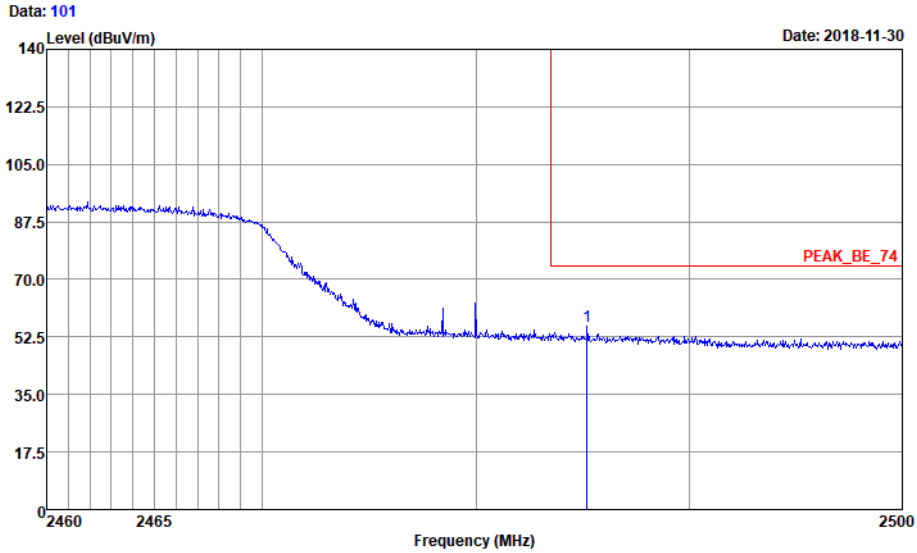


### 1.3.4.5 Channel 9 @Ant 1



Site : 03CH01-SZ  
 Condition : AVG\_BE\_54 3m HF\_ANT(3117)\_119436 HORIZONTAL  
 : RBW:1000.000KHz VBW:1.000KHz  
 : ELLE-L04  
 : 11N40 2.4G WIFI core0  
 : CH9

Freq	Level	Over	Limit	ReadAntenna	Cable	Preamp	Remark
MHz	dBuV/m	dB	dBuV/m	dBuV	dB/m	dB	dB
1 2483.60	42.08	-11.92	54.00	36.31	31.86	6.91	33.00 Average



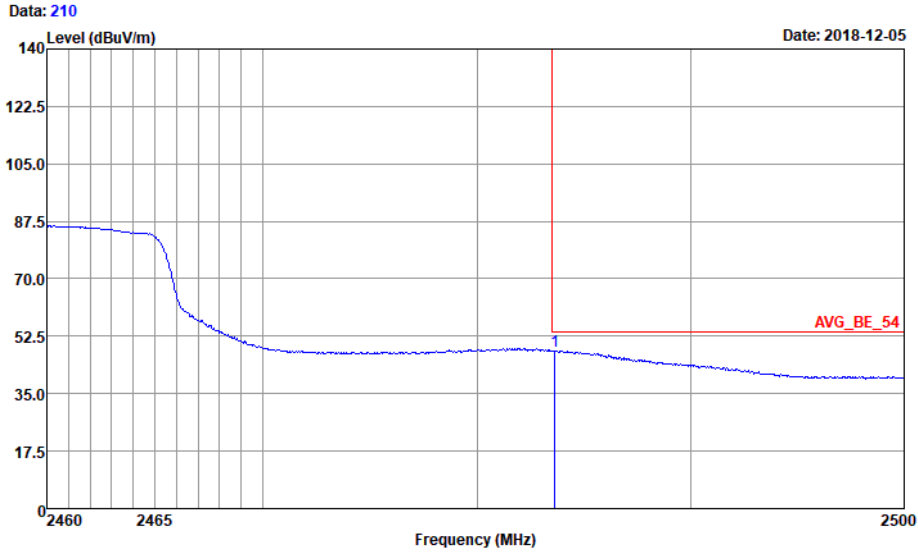
Site : 03CH01-SZ  
 Condition : PEAK\_BE\_74 3m HF\_ANT(3117)\_119436 HORIZONTAL  
 : RBW:1000.000KHz VBW:3000.000KHz  
 : ELLE-L04  
 : 11N40 2.4G WIFI core0  
 : CH9

Freq	Level	Over	Limit	ReadAntenna	Cable	Preamp	Remark
MHz	dBuV/m	dB	dBuV/m	dBuV	dB/m	dB	dB
1 pp 2485.20	55.80	-18.20	74.00	50.03	31.86	6.91	33.00 Peak

Note:

- 1, Level =Reading level by receiver + Transd (Antenna factor + cable loss – preamplifier gain)  
 The reading level is calculated by software which is not shown in the sheet.
- 2, Margin=Limit - Level

1.3.4.6 Channel 8 @Ant 2



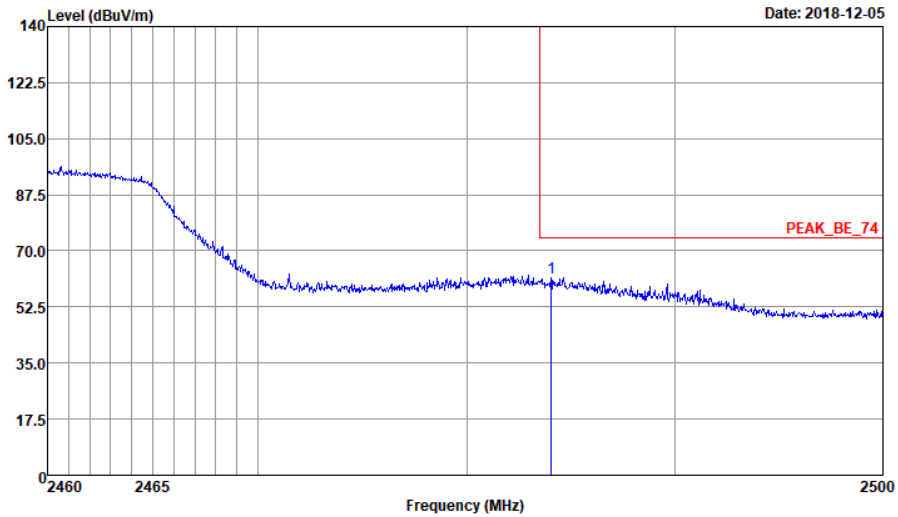
Site : 03CH01-SZ  
 Condition : AVG\_BE\_54 3m HF\_ANT(3117)\_119436 HORIZONTAL  
 : RBW:1000.000KHz VBW:1.000KHz  
 : ELLE-L04  
 : 2.4G WIFI  
 : 11N40  
 : core1  
 : CH9

Freq	Level	Over Limit	Limit Line	ReadAntenna Level	Antenna Factor	Cable Loss	Preamp Factor	Remark
MHz	dBuV/m	dB	dBuV/m	dBuV	dB/m	dB	dB	
1 pp 2483.64	48.12	-5.88	54.00	42.35	31.86	6.91	33.00	Average



Data: 209

Date: 2018-12-05



Site : 03CH01-SZ  
 Condition : PEAK\_BE\_74 3m HF\_ANT(3117)\_119436 HORIZONTAL  
 : RBW:1000.000KHz VBW:3000.000KHz  
 : ELLE-L04  
 : 2.4G WIFI  
 : 11N40  
 : core1  
 : CH9

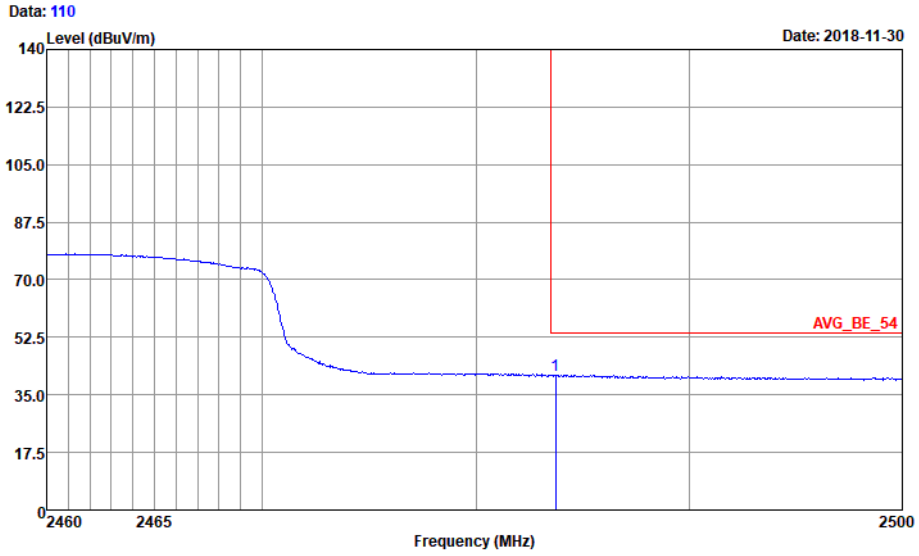
1	pp	Freq	Level	Over	Limit	ReadAntenna	Cable	Preamp	Remark
		MHz	dBuV/m	dB	dBuV/m	dBuV	dB/m	dB	dB
1	pp	2484.04	61.76	-12.24	74.00	55.99	31.86	6.91	33.00 Peak

Note:

- 1, Level =Reading level by receiver + Transd (Antenna factor + cable loss – preamplifier gain)  
 The reading level is calculated by software which is not shown in the sheet.
- 2, Margin=Limit – Level



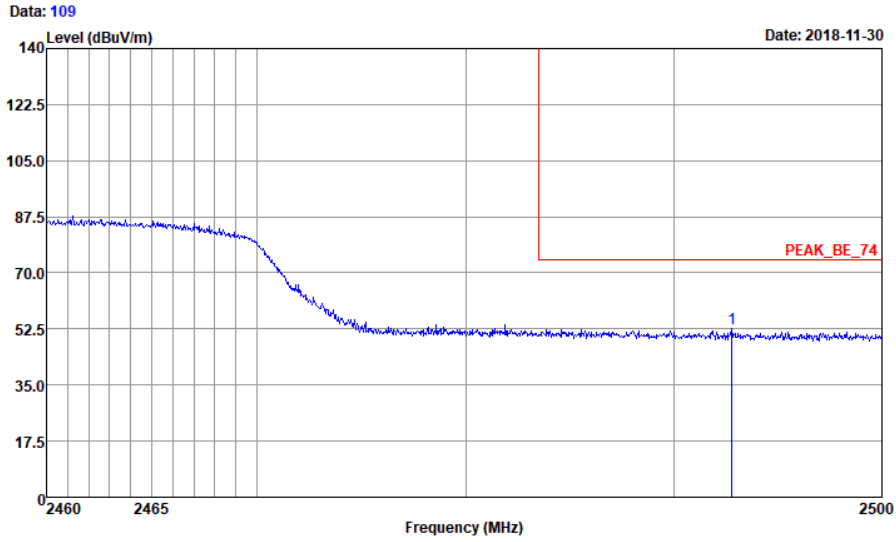
### 1.3.4.7 Channel 9@Ant 2



Site : 03CH01-SZ  
 Condition : AVG\_BE\_54 3m HF\_ANT(3117)\_119436 HORIZONTAL  
 : RBW:1000.000KHz VBW:1.000KHz  
 : ELLE-L04  
 : 11N40 2.4G WIFI core1  
 : CH9

Over	Limit	ReadAntenna	Cable	Preamp	Remark
Level	Line	Level	Loss	Factor	
dB	dBuV/m	dBuV	dB	dB	
1 pp	2483.72	41.10	-12.90	54.00	35.33 31.86 6.91 33.00 Average





Site : 03CH01-SZ  
 Condition : PEAK\_BE\_74 3m HF\_ANT(3117)\_119436 HORIZONTAL  
 : RBW:1000.000KHz VBW:3000.000KHz  
 : ELLE-L04  
 : 11N40 2.4G WIFI core1  
 : CH9

Freq	Level	Over Limit	Limit Line	ReadAntenna Level	Factor	Cable Loss	Preamp Factor	Remark
MHz	dBuV/m	dB	dBuV/m	dBuV	dB/m	dB	dB	
1 pp 2492.76	52.53	-21.47	74.00	46.69	31.93	6.91	33.00	Peak

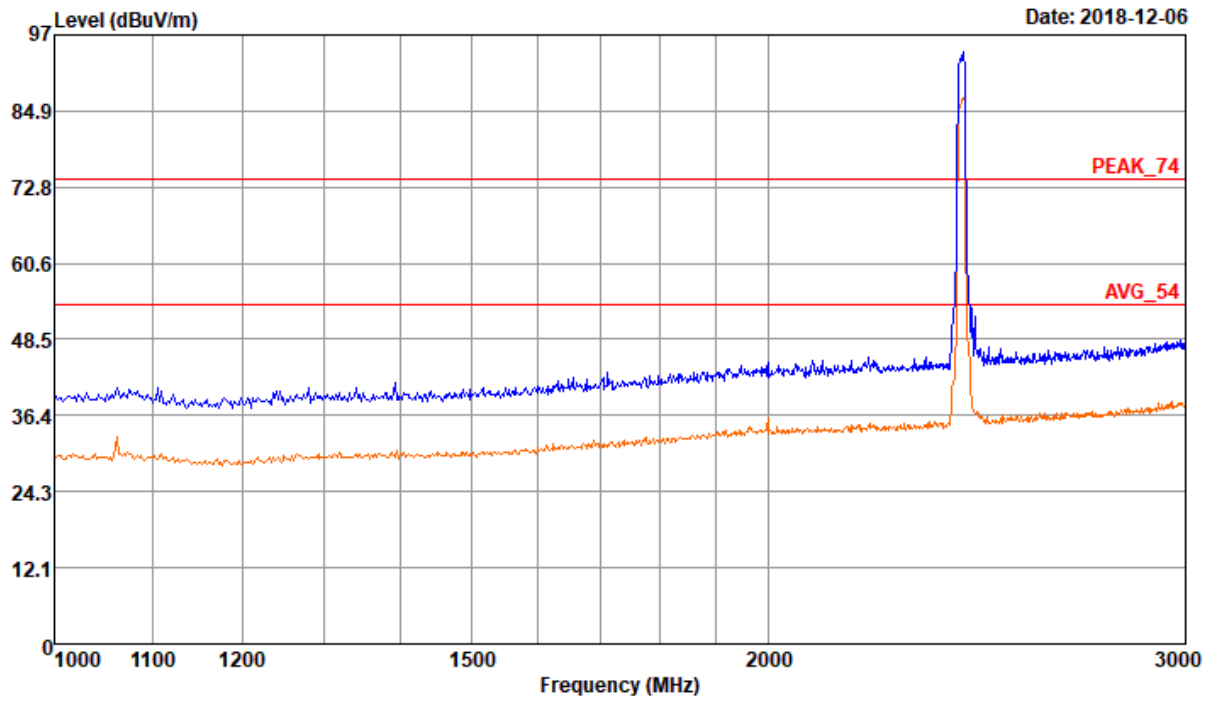
Note:

- 1, Level = Reading level by receiver + Transd (Antenna factor + cable loss – preamplifier gain)  
 The reading level is calculated by software which is not shown in the sheet.
- 2, Margin = Limit - Level

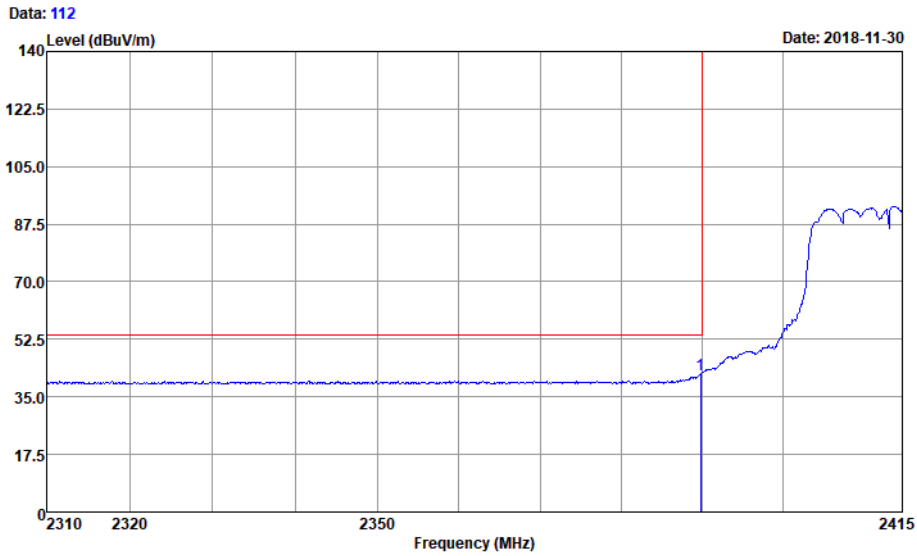
## 1.3.5 Test Mode: 11g-CDD



Data: 277

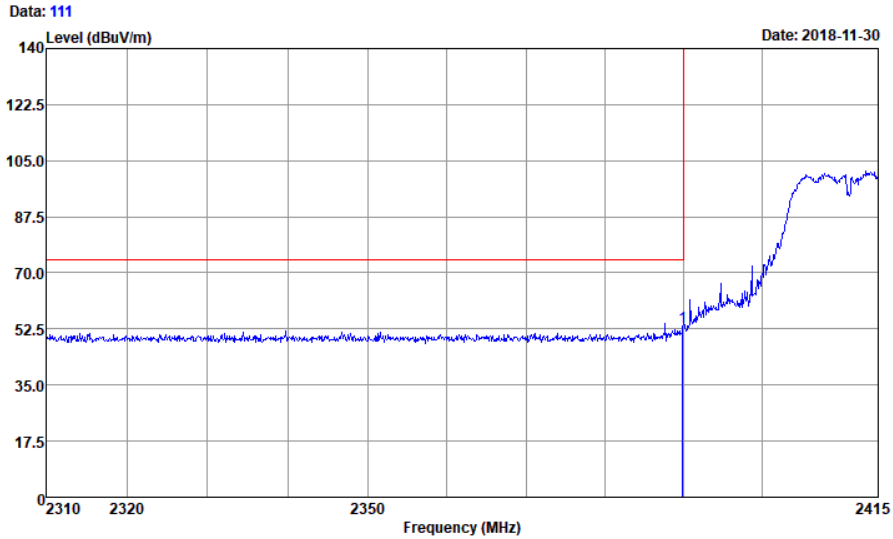


### 1.3.5.1 Channel 1



Site : 03CH01-SZ  
 Condition : AVG\_BE\_54 3m HF\_ANT(3117)\_119436 HORIZONTAL  
 : RBW:1000.000KHz VBW:1.000KHz  
 : ELLE-L04  
 : 11G 2.4G WIFI MIMO  
 : CH1

Freq	Level	Over Limit	Limit Line	ReadAntenna Level	Antenna Factor	Cable Loss	Preamp Factor	Remark
MHz	dBuV/m	dB	dBuV/m	dBuV	dB/m	dB	dB	
1 pp 2389.80	41.87	-12.13	54.00	36.56	31.50	6.81	33.00	Average



Site : 03CH01-SZ  
 Condition : PEAK\_BE\_74 3m HF\_ANT(3117)\_119436 HORIZONTAL  
 : RBW:1000.000KHz VBW:3000.000KHz  
 : ELLE-L04  
 : 11G 2.4G WIFI MIMO  
 : CH1

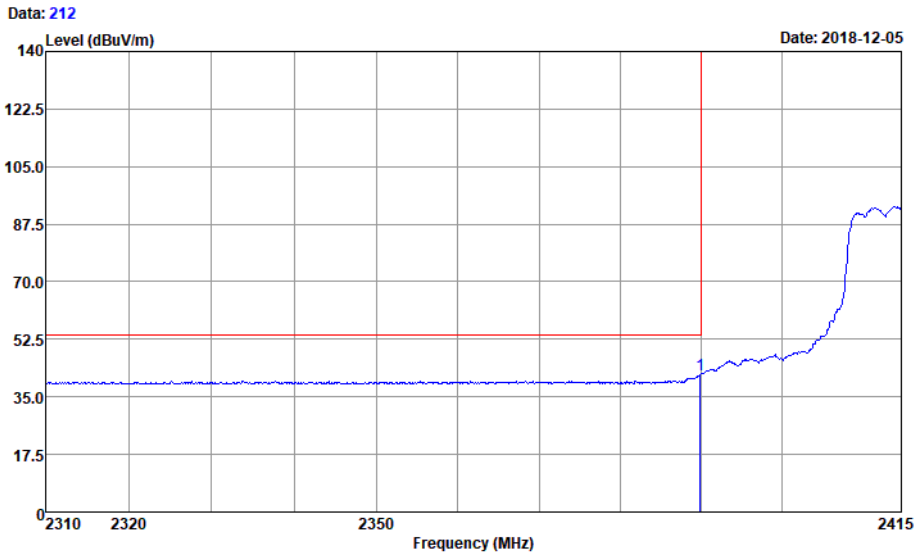
Freq	Level	Over	Limit	ReadAntenna	Cable	Preamp	Remark
MHz	dBuV/m	dB	dBuV/m	dBuV	dB/m	dB	dB
1 pp 2389.91	53.23	-20.77	74.00	47.92	31.50	6.81	33.00 Peak

Note:

- 1, Level =Reading level by receiver + Transd (Antenna factor + cable loss – preamplifier gain)  
The reading level is calculated by software which is not shown in the sheet.
- 2, Margin=Limit – Level

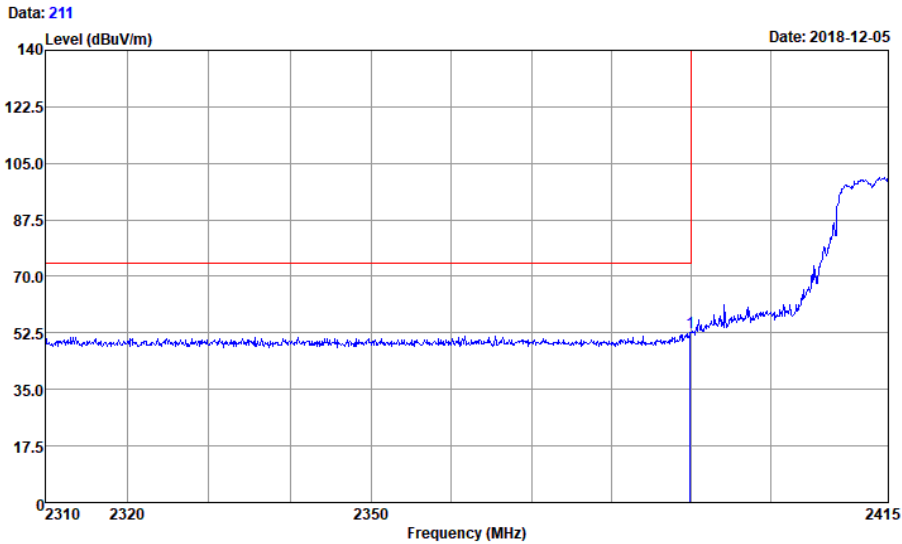


### 1.3.5.2 Channel 2



Site : 03CH01-SZ  
 Condition : AVG\_BE\_54 3m HF\_ANT(3117)\_119436 HORIZONTAL  
 : RBW:1000.000KHz VBW:1.000KHz  
 : ELLE-L04  
 : 2.4G WIFI  
 : 11G  
 : MIMO  
 : CH2

Freq	Level	Over Limit	Limit Line	ReadAntenna Level	Antenna Factor	Cable Loss	Preamp Factor	Remark
MHz	dBuV/m	dB	dBuV/m	dBuV	dB/m	dB	dB	
1 pp 2389.91	41.66	-12.34	54.00	36.35	31.50	6.81	33.00	Average



Site : 03CH01-SZ  
 Condition : PEAK\_BE\_74 3m HF\_ANT(3117)\_119436 HORIZONTAL  
 : RBW:1000.000KHz VBW:3000.000KHz  
 : ELLE-L04  
 : 2.4G WIFI  
 : 11G  
 : MIMO  
 : CH2

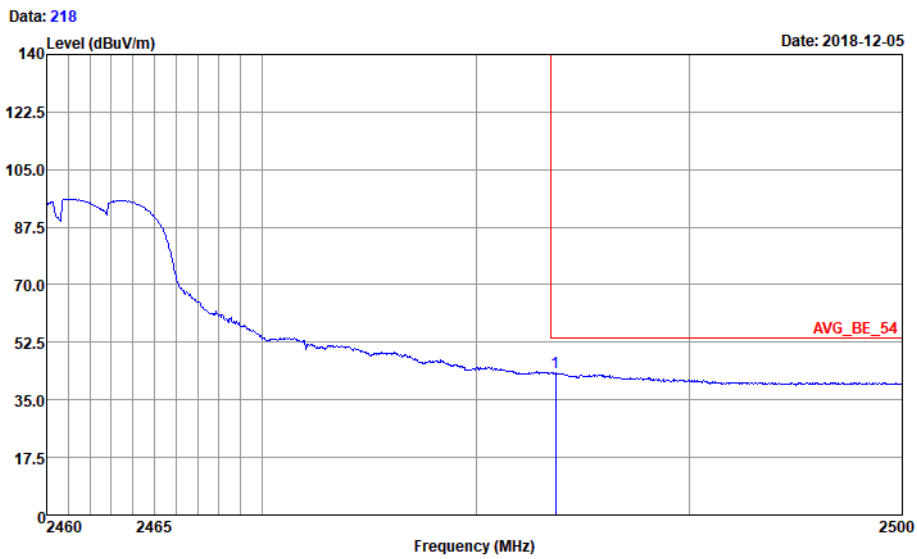
Freq	Level	Over Limit	Limit Line	ReadAntenna Level	Cable Preamp Loss	Factor	Factor	Remark
MHz	dBuV/m	dB	dBuV/m	dBuV	dB/m	dB	dB	
1 pp 2389.91	52.60	-21.40	74.00	47.29	31.50	6.81	33.00	Peak

Note:

- Level = Reading level by receiver + Transd (Antenna factor + cable loss – preamplifier gain)  
 The reading level is calculated by software which is not shown in the sheet.
- Margin = Limit – Level

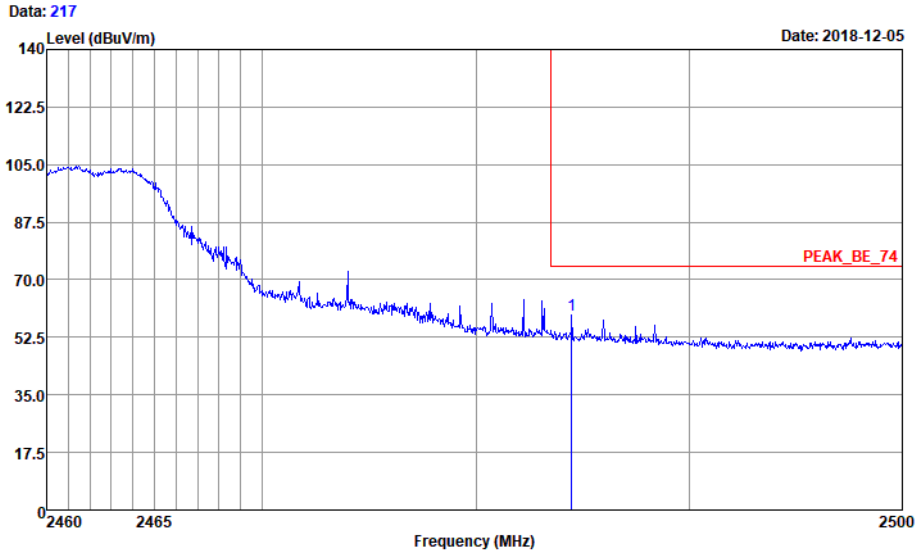


### 1.3.5.3 Channel 10



Site : 03CH01-SZ  
 Condition : AVG\_BE\_54 3m HF\_ANT(3117)\_119436 HORIZONTAL  
 : RBW:1000.000KHz VBW:1.000KHz  
 : ELLE-L04  
 : 2.4G WIFI  
 : 11G  
 : MIMO  
 : CH10

Freq	Level	Over Limit	Limit Line	ReadAntenna Level	Antenna Factor	Cable Loss	Preamp Factor	Remark
MHz	dBuV/m	dB	dBuV/m	dBuV	dB/m	dB	dB	
1 pp 2483.72	43.30	-10.70	54.00	37.53	31.86	6.91	33.00	Average

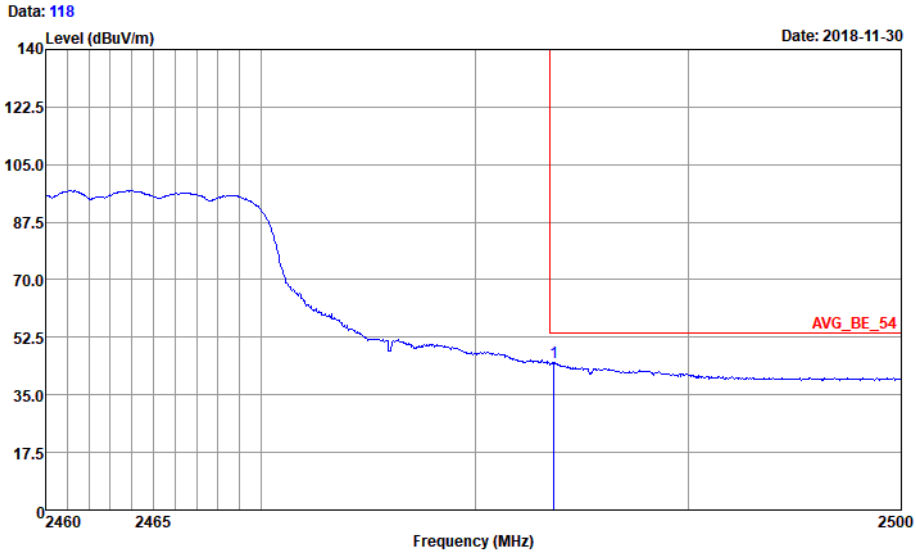


Site : 03CH01-SZ  
 Condition : PEAK\_BE\_74 3m HF\_ANT(3117)\_119436 HORIZONTAL  
 : RBW:1000.000KHz VBW:3000.000KHz  
 : ELLE-L04  
 : 2.4G WIFI  
 : 11G  
 : MIMO  
 : CH10

Freq	Level	Over Limit	Limit Line	ReadAntenna Level	Antenna Factor	Cable Loss	Preamp Factor	Remark
MHz	dBuV/m	dB	dBuV/m	dBuV	dB/m	dB	dB	
1 pp 2484.48	59.20	-14.80	74.00	53.43	31.86	6.91	33.00	Peak

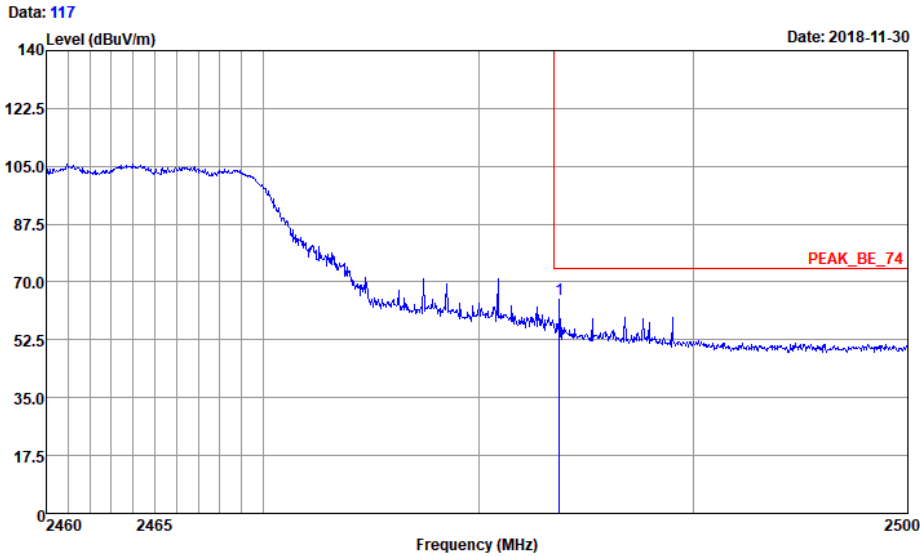


1.3.5.4 Channel 11



Site : 03CH01-SZ  
 Condition : AVG\_BE\_54 3m HF\_ANT(3117)\_119436 HORIZONTAL  
 : RBW:1000.000KHz VBW:1.000KHz  
 : ELLE-L04  
 : 11G 2.4G WIFI MIMO  
 : CH11

Freq	Level	Over	Limit	ReadAntenna	Cable	Preamp	Remark
MHz	dBuV/m	Limit	Line	Level	Loss	Factor	
		dB	dBuV/m	dBuV	dB	dB	
1 pp 2483.68	44.82	-9.18	54.00	39.05	31.86	6.91	33.00 Average



Site : 03CH01-SZ  
 Condition : PEAK\_BE\_74 3m HF\_ANT(3117)\_119436 HORIZONTAL  
 : RBW:1000.000KHz VBW:3000.000KHz  
 : ELLE-L04  
 : 11G 2.4G WIFI MIMO  
 : CH11

Freq	Level	Over	Limit	ReadAntenna	Cable	Preamp	Remark
MHz	dBuV/m	dB	dBuV/m	dBuV	dB/m	dB	dB
1 pp 2483.76	64.85	-9.15	74.00	59.08	31.86	6.91	33.00 Peak

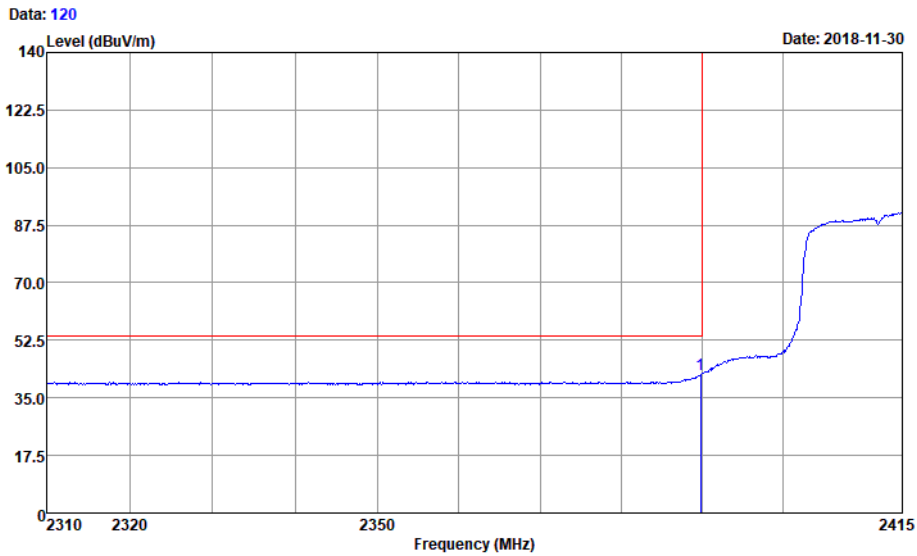
Note:

- 1, Level =Reading level by receiver + Transd (Antenna factor + cable loss – preamplifier gain)  
 The reading level is calculated by software which is not shown in the sheet.
- 2, Margin=Limit - Level



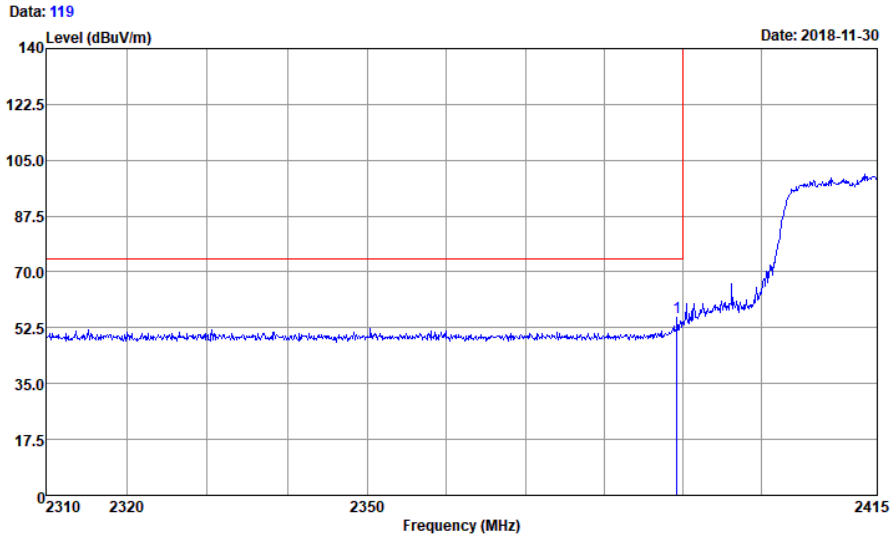
### 1.3.6 Test Mode: 11N-20M-MIMO

#### 1.3.6.1 Channel 1



Site : 03CH01-SZ  
 Condition : AVG\_BE\_54 3m HF\_ANT(3117)\_119436 HORIZONTAL  
 : RBW:1000.000KHz VBW:1.000KHz  
 : ELLE-L04  
 : 11N20 2.4G WIFI MIMO  
 : CH1

Freq	Level	Over	Limit	ReadAntenna	Cable	Preamp	Remark
MHz	dBuV/m	dB	dBuV/m	dBuV	dB	dB	
1 pp 2389.80	42.22	-11.78	54.00	36.91	31.50	6.81	33.00 Peak



Site : 03CH01-SZ  
 Condition : PEAK\_BE\_74 3m HF\_ANT(3117)\_119436 HORIZONTAL  
 : RBW:1000.000KHz VBW:3000.000KHz  
 : ELLE-L04  
 : 11N20 2.4G WIFI MIMO  
 : CH1

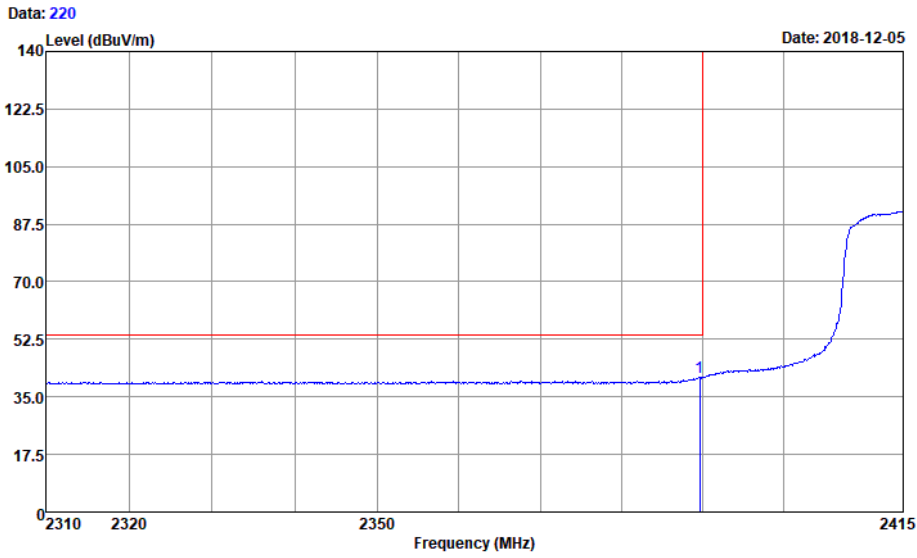
Freq	Level	Over	Limit	ReadAntenna	Cable	Preamp	Remark
MHz	dBuV/m	dB	dBuV/m	dBuV	dB/m	dB	dB
1 pp 2389.28	55.85	-18.15	74.00	50.54	31.50	6.81	33.00 Peak

Note:

- 1, Level =Reading level by receiver + Transd (Antenna factor + cable loss – preamplifier gain)  
 The reading level is calculated by software which is not shown in the sheet.
- 2, Margin=Limit – Level

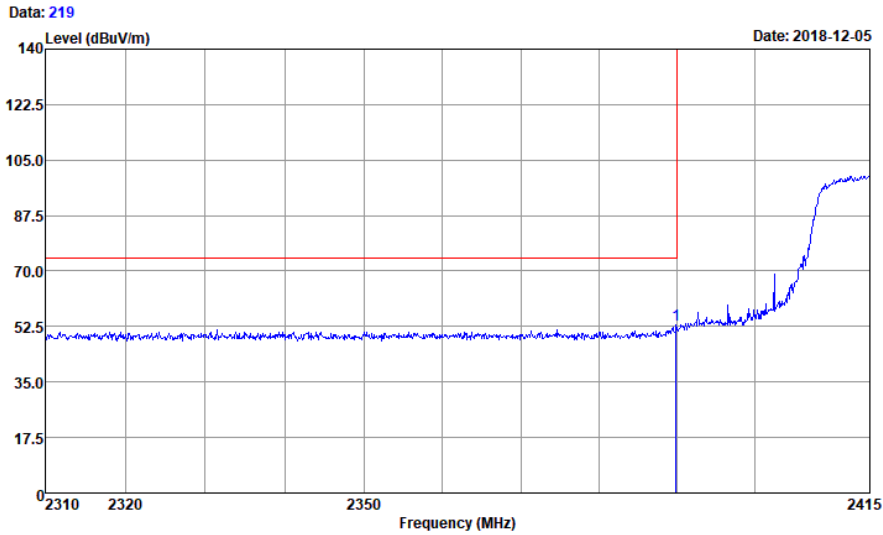


### 1.3.6.2 Channel 2



Site : 03CH01-SZ  
 Condition : AVG\_BE\_54 3m HF\_ANT(3117)\_119436 HORIZONTAL  
 : RBW:1000.000KHz VBW:1.000KHz  
 : ELLE-L04  
 : 2.4G WIFI  
 : 11N20  
 : MIMO  
 : CH2

Freq	Level	Over Limit	Limit Line	ReadAntenna Level	Antenna Factor	Cable Loss	Preamp Factor	Remark
MHz	dBuV/m	dB	dBuV/m	dBuV	dB/m	dB	dB	
1 pp 2389.70	40.96	-13.04	54.00	35.65	31.50	6.81	33.00	Average



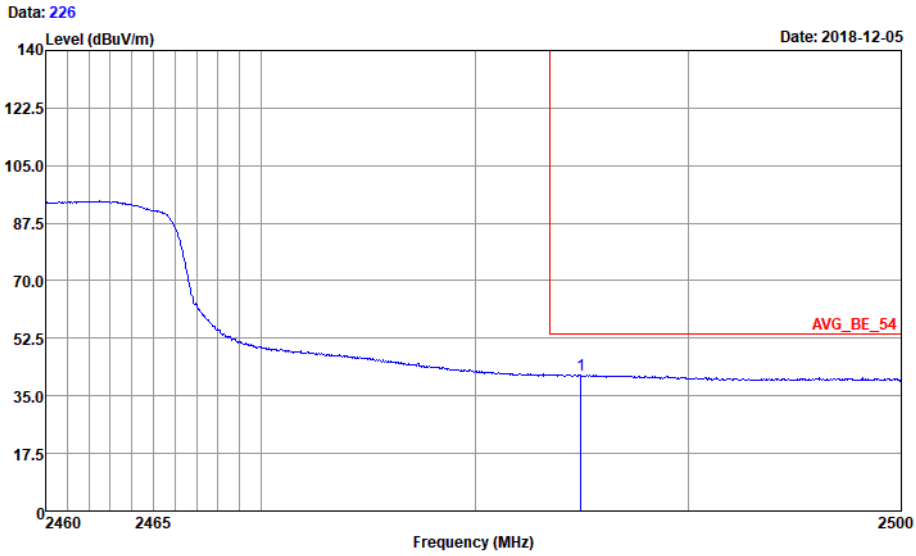
Site : 03CH01-SZ  
 Condition : PEAK\_BE\_74 3m HF\_ANT(3117)\_119436 HORIZONTAL  
 : RBW:1000.000KHz VBW:3000.000KHz  
 : ELLE-L04  
 : 2.4G WIFI  
 : 11N20  
 : MIMO  
 : CH2

Freq	Level	Over Limit	Limit Line	ReadAntenna	Cable	Preamp	Remark
MHz	dBuV/m	dB	dBuV/m	dBuV	dB/m	dB	dB
1 pp 2389.91	52.86	-21.14	74.00	47.55	31.50	6.81	33.00 Peak

Note:

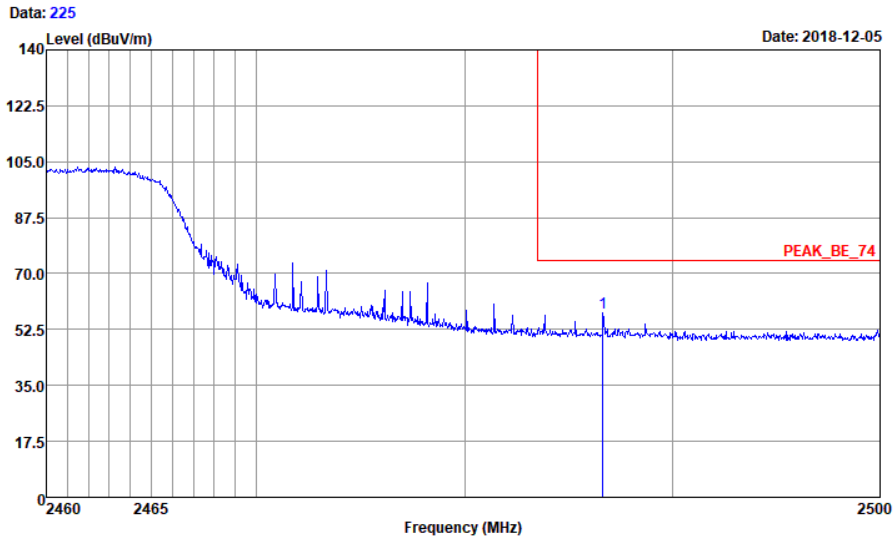
- Level = Reading level by receiver + Transd (Antenna factor + cable loss – preamplifier gain)  
 The reading level is calculated by software which is not shown in the sheet.
- Margin = Limit – Level

1.3.6.3 Channel 10



Site : 03CH01-SZ  
 Condition : AVG\_BE\_54 3m HF\_ANT(3117)\_119436 HORIZONTAL  
 : RBW:1000.000KHz VBW:1.000KHz  
 : ELLE-L04  
 : 2.4G WIFI  
 : 11N20  
 : MIMO  
 : CH10

1 pp	Freq	Level	Over	Limit	ReadAntenna	Cable	Preamp	Remark
	MHz	dBuV/m	Limit	Line	Level	Loss	Factor	
			dB	dBuV/m	dBuV	dB/m	dB	dB
	2484.96	41.49	-12.51	54.00	35.72	31.86	6.91	33.00 Average



Site : 03CH01-SZ  
 Condition : PEAK\_BE\_74 3m HF\_ANT(3117)\_119436 HORIZONTAL  
 : RBW:1000.000KHz VBW:3000.000KHz  
 : ELLE-L04  
 : 2.4G WIFI  
 : 11N20  
 : MIMO  
 : CH10

Freq	Level	Over	Limit	ReadAntenna	Cable	Preamp	Remark
MHz	dBuV/m	dB	dBuV/m	dBuV	dB/m	dB	dB
1 pp 2486.64	57.60	-16.40	74.00	51.83	31.86	6.91	33.00 Peak

Note:

- 1, Level =Reading level by receiver + Transd (Antenna factor + cable loss – preamplifier gain)  
 The reading level is calculated by software which is not shown in the sheet.
- 2, Margin=Limit – Level



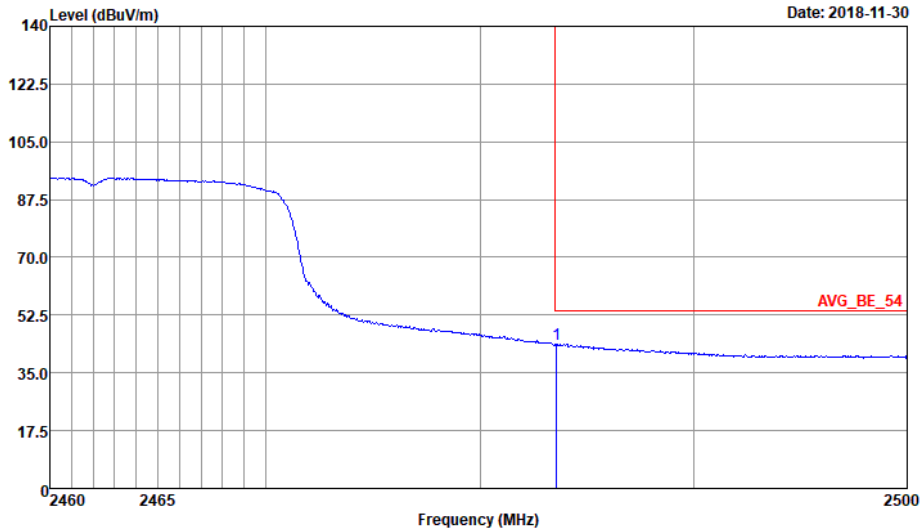


### 1.3.6.4 Channel 11



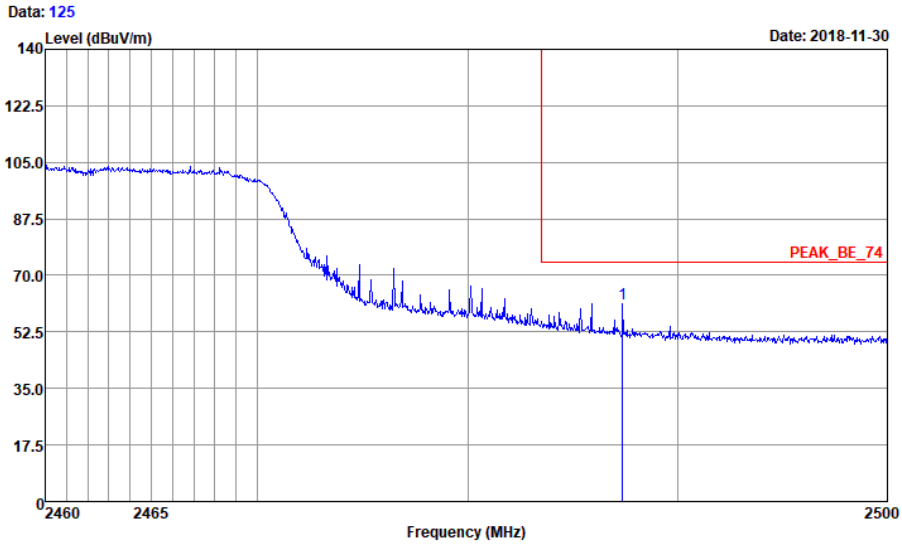
Data: 126

Date: 2018-11-30



Site : 03CH01-SZ  
 Condition : AVG\_BE\_54 3m HF\_ANT(3117)\_119436 HORIZONTAL  
 : RBW:1000.000KHz VBW:1.000KHz  
 : ELLE-L04  
 : 11N20 2.4G WIFI MIMO  
 : CH11

Freq	Level	Over Limit	Limit Line	ReadAntenna Level	Antenna Factor	Cable Loss	Preamp Factor	Remark
MHz	dBuV/m	dB	dBuV/m	dBuV	dB/m	dB	dB	
1 pp 2483.56	43.69	-10.31	54.00	37.92	31.86	6.91	33.00	Average



Site : 03CH01-SZ  
 Condition : PEAK\_BE\_74 3m HF\_ANT(3117)\_119436 HORIZONTAL  
 : RBW:1000.000KHz VBW:3000.000KHz  
 : ELLE-L04  
 : 11N20 2.4G WIFI MIMO  
 : CH11

	Over	Limit	ReadAntenna	Cable	Preamp			
Freq	Level	Limit	Line	Level	Factor	Loss	Factor	Remark
MHz	dBuV/m	dB	dBuV/m	dBuV	dB/m	dB	dB	
1 pp 2487.36	61.27	-12.73	74.00	55.50	31.86	6.91	33.00	Peak

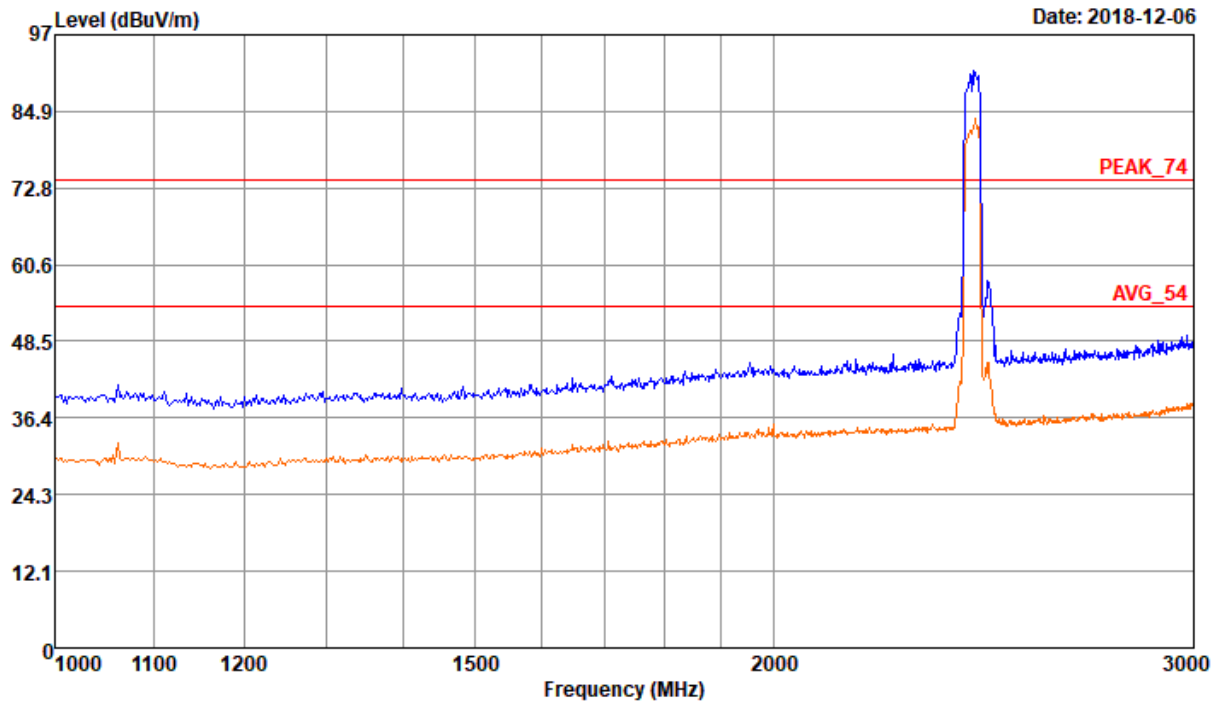
Note:

- 1, Level = Reading level by receiver + Transd (Antenna factor + cable loss – preamplifier gain)  
 The reading level is calculated by software which is not shown in the sheet.
- 2, Margin = Limit - Level

### 1.3.7 Test Mode: 11N-40M-MIMO

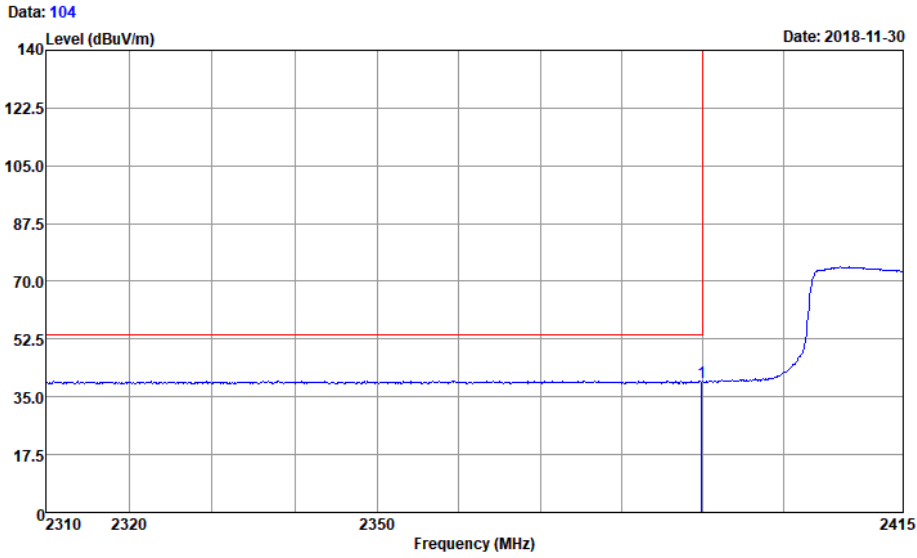


Data: 281





### 1.3.7.1 Channel 3

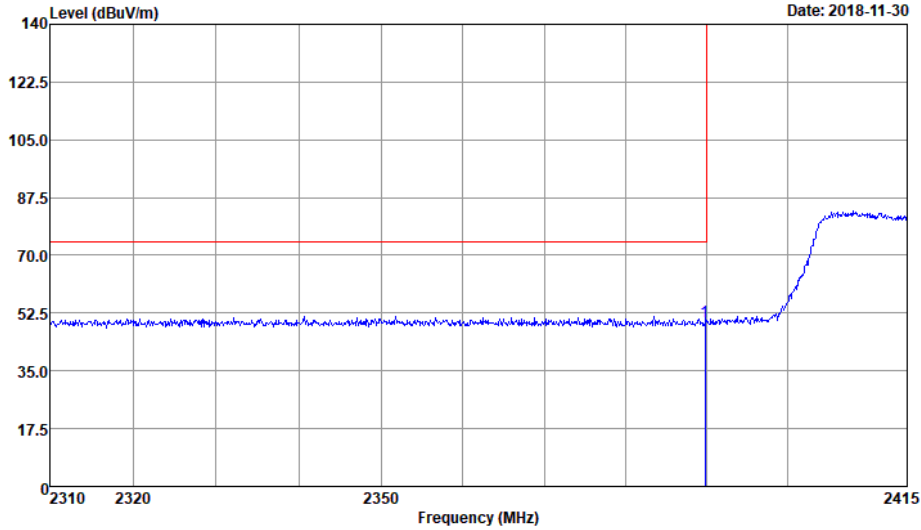


Site : 03CH01-SZ  
 Condition : AVG\_BE\_54 3m HF\_ANT(3117)\_119436 HORIZONTAL  
 : RBW:1000.000KHz VBW:1.000KHz  
 : ELLE-L04  
 : 11N40 2.4G WIFI core1  
 : CH3

Freq	Level	Over	Limit	ReadAntenna	Cable	Preamp	Remark
MHz	dBuV/m	dB	dBuV/m	dBuV	dB/m	dB	dB
1 pp 2389.91	39.45	-14.55	54.00	34.14	31.50	6.81	33.00 Average



Data: 103



Site : 03CH01-SZ  
 Condition : PEAK\_BE\_74 3m HF\_ANT(3117)\_119436 HORIZONTAL  
 : RBW:1000.000KHz VBW:3000.000KHz  
 : ELLE-L04  
 : 11N40 2.4G WIFI core1  
 : CH3

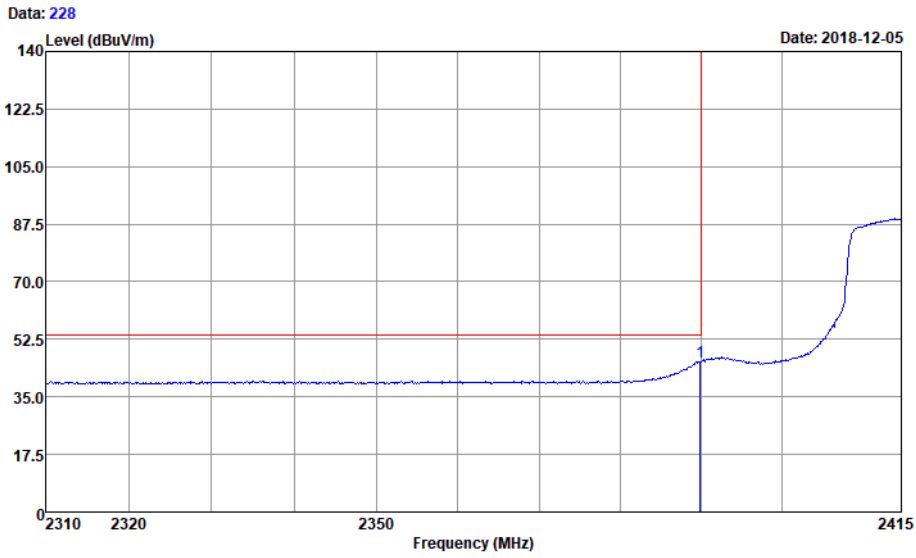
Freq	Level	Over	Limit	ReadAntenna	Cable	Preamp	Remark
MHz	dBuV/m	dB	dBuV/m	dBuV	dB/m	dB	dB
2389.80	49.81	-24.19	74.00	44.50	31.50	6.81	33.00 Peak

Note:

- 1, Level =Reading level by receiver + Transd (Antenna factor + cable loss – preamplifier gain)  
 The reading level is calculated by software which is not shown in the sheet.
- 2, Margin=Limit – Level

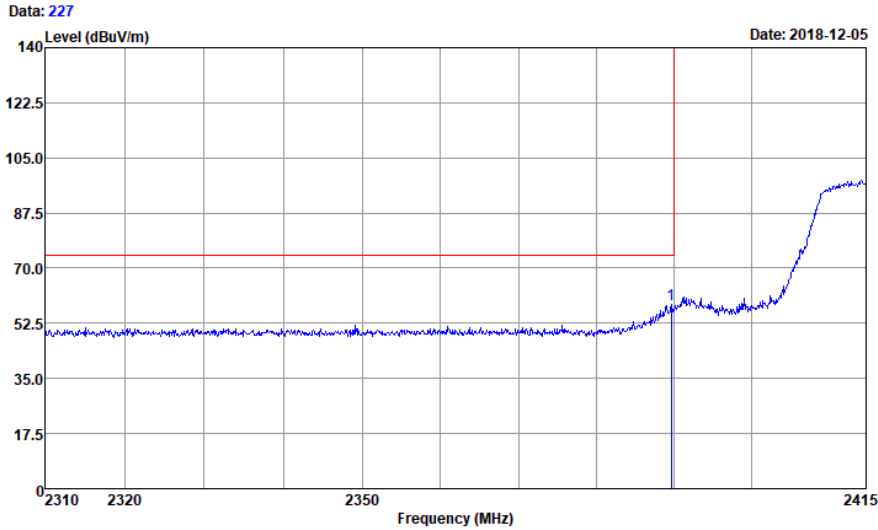


### 1.3.7.2 Channel 4



Site : 03CH01-SZ  
 Condition : AVG\_BE\_54 3m HF\_ANT(3117)\_119436 HORIZONTAL  
 : RBW:1000.000KHz VBW:1.000KHz  
 : ELLE-L04  
 : 2.4G WIFI  
 : 11N40  
 : MIMO  
 : CH4

Freq	Level	Over Limit	Limit Line	ReadAntenna Level	Antenna Factor	Cable Loss	Preamp Factor	Remark
MHz	dBuV/m	dB	dBuV/m	dBuV	dB/m	dB	dB	
1 pp 2389.91	45.65	-8.35	54.00	40.34	31.50	6.81	33.00	Average



Site : 03CH01-SZ  
 Condition : PEAK\_BE\_74 3m HF\_ANT(3117)\_119436 HORIZONTAL  
 : RBW:1000.000KHz VBW:3000.000KHz  
 : ELLE-L04  
 : 2.4G WIFI  
 : 11N40  
 : MIMO  
 : CH4

Freq	Level	Over Limit	Limit Line	ReadAntenna Level	Antenna Factor	Cable Loss	Preamp Factor	Remark
MHz	dBuV/m	dB	dBuV/m	dBuV	dB/m	dB	dB	
1 pp 2389.70	58.64	-15.36	74.00	53.33	31.50	6.81	33.00	Peak

Note:

- 1, Level =Reading level by receiver + Transd (Antenna factor + cable loss – preamplifier gain)  
 The reading level is calculated by software which is not shown in the sheet.
- 2, Margin=Limit – Level

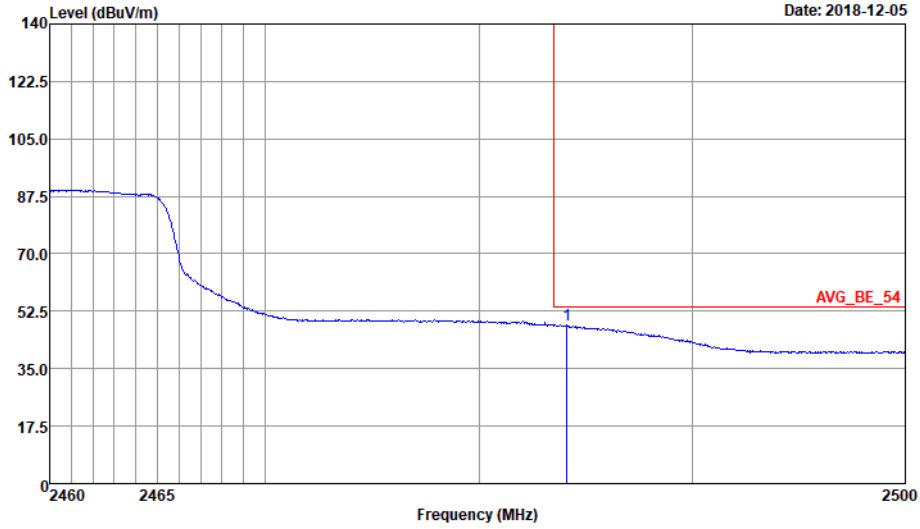


### 1.3.7.3 Channel 8



Data: 234

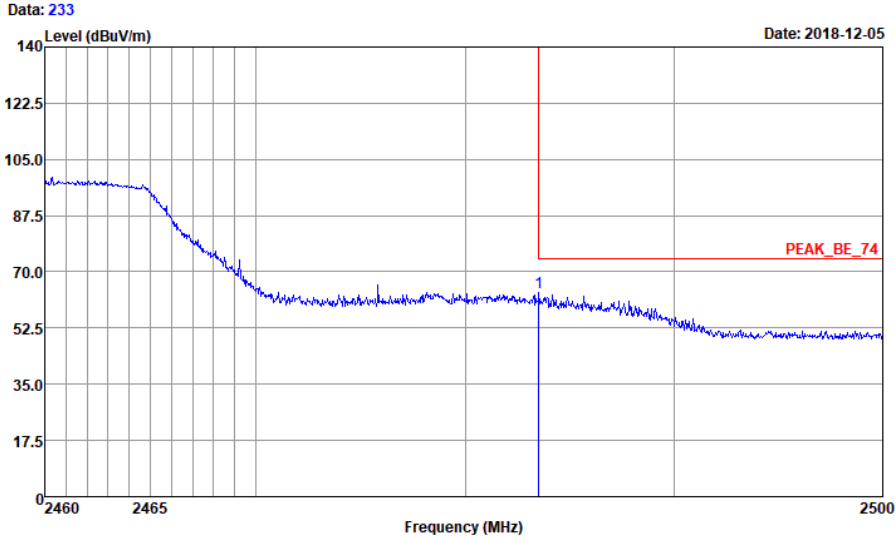
Date: 2018-12-05



Site : 03CH01-SZ  
 Condition : AVG\_BE\_54 3m HF\_ANT(3117)\_119436 HORIZONTAL  
 : RBW:1000.000KHz VBW:1.000KHz  
 : ELLE-L04  
 : 2.4G WIFI  
 : 11N40  
 : MIMO  
 : CH8

Freq	Level	Over Limit	Limit Line	ReadAntenna Level	Antenna Factor	Cable Loss	Preamp Factor	Remark
MHz	dBuV/m	dB	dBuV/m	dBuV	dB/m	dB	dB	
1 pp 2484.12	48.22	-5.78	54.00	42.45	31.86	6.91	33.00	Average





Site : 03CH01-SZ  
 Condition : PEAK\_BE\_74 3m HF\_ANT(3117)\_119436 HORIZONTAL  
 : RBW:1000.000KHz VBW:3000.000KHz  
 : ELLE-L04  
 : 2.4G WIFI  
 : 11N40  
 : MIMO  
 : CH8

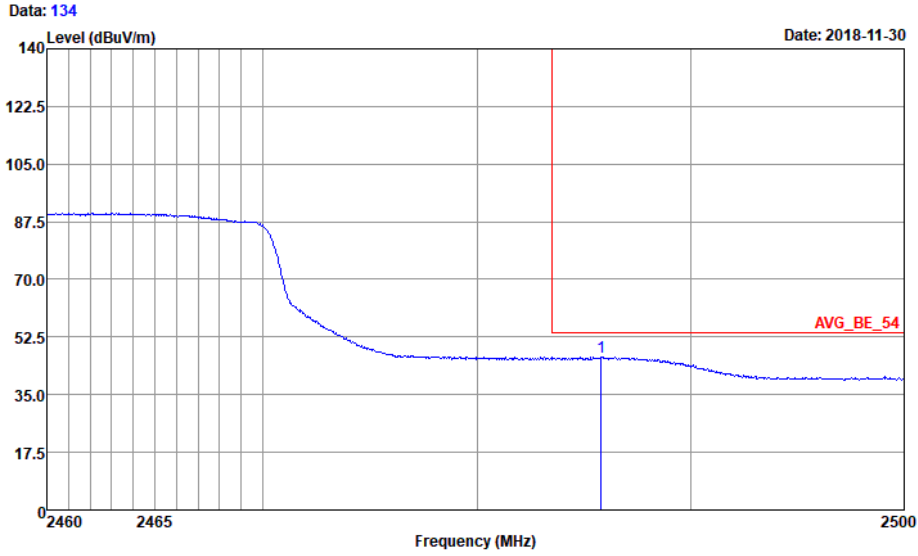
Freq	Level	Over	Limit	ReadAntenna	Cable	Preamp	Remark
MHz	dBuV/m	dB	dBuV/m	dBuV	dB/m	dB	dB
1 pp 2483.52	63.76	-10.24	74.00	57.99	31.86	6.91	33.00 Peak

Note:

- 1, Level =Reading level by receiver + Transd (Antenna factor + cable loss – preamplifier gain)  
 The reading level is calculated by software which is not shown in the sheet.
- 2, Margin=Limit - Level

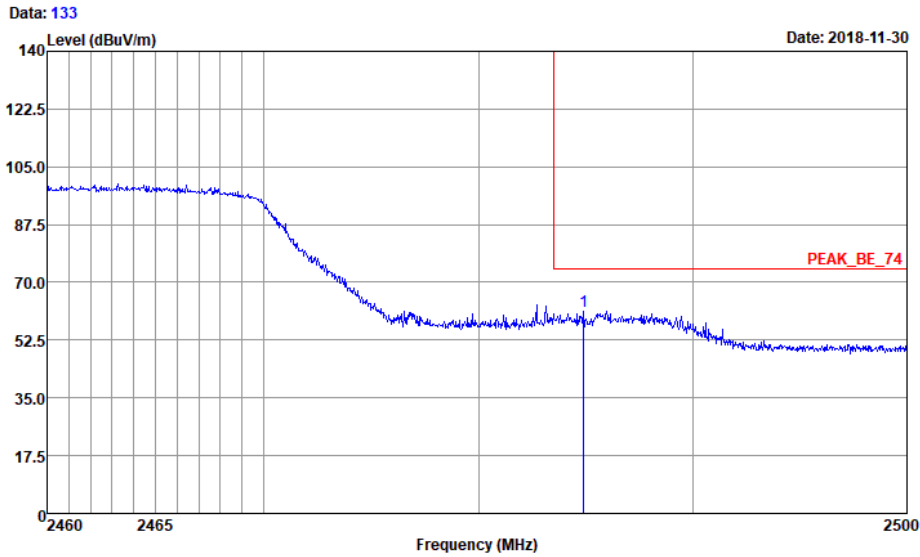


### 1.3.7.4 Channel 9



Site : 03CH01-SZ  
 Condition : AVG\_BE\_54 3m HF\_ANT(3117)\_119436 HORIZONTAL  
 : RBW:1000.000KHz VBW:1.000KHz  
 : ELLE-L04  
 : 11N40 2.4G WIFI MIMO  
 : CH9

Freq	Level	Over	Limit	ReadAntenna	Cable	Preamp	Remark
MHz	dBuV/m	dB	dBuV/m	dBuV	Loss	Factor	dB
1 pp 2485.80	46.52	-7.48	54.00	40.75	31.86	6.91	33.00 Average



Site : 03CH01-SZ  
 Condition : PEAK\_BE\_74 3m HF\_ANT(3117)\_119436 HORIZONTAL  
 : RBW:1000.000KHz VBW:3000.000KHz  
 : ELLE-L04  
 : 11N40 2.4G WIFI MIMO  
 : CH9

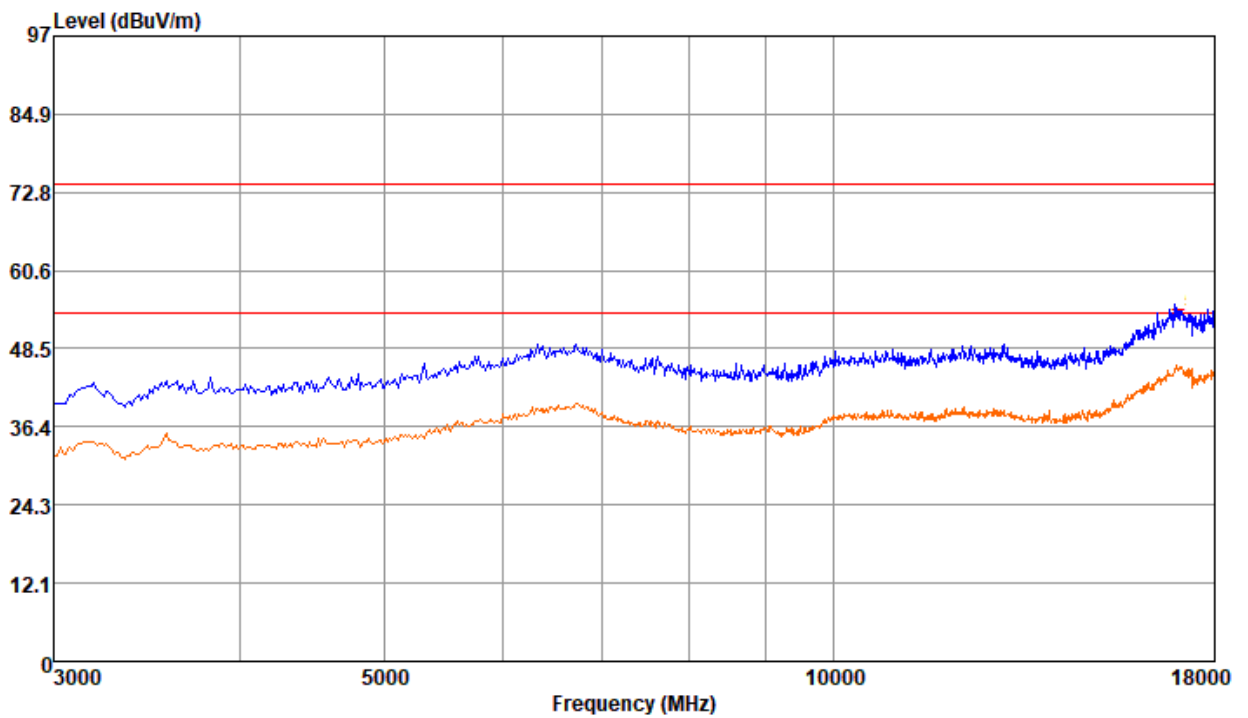
Freq	Level	Over	Limit	ReadAntenna	Cable	Preamp	Remark	
MHz	dBuV/m	dB	dBuV/m	dBuV	dB/m	dB	dB	
1 pp 2484.88	61.37	-12.63	74.00	55.60	31.86	6.91	33.00	Peak

Note:

- 1, Level = Reading level by receiver + Transd (Antenna factor + cable loss – preamplifier gain)  
 The reading level is calculated by software which is not shown in the sheet.
- 2, Margin = Limit - Level

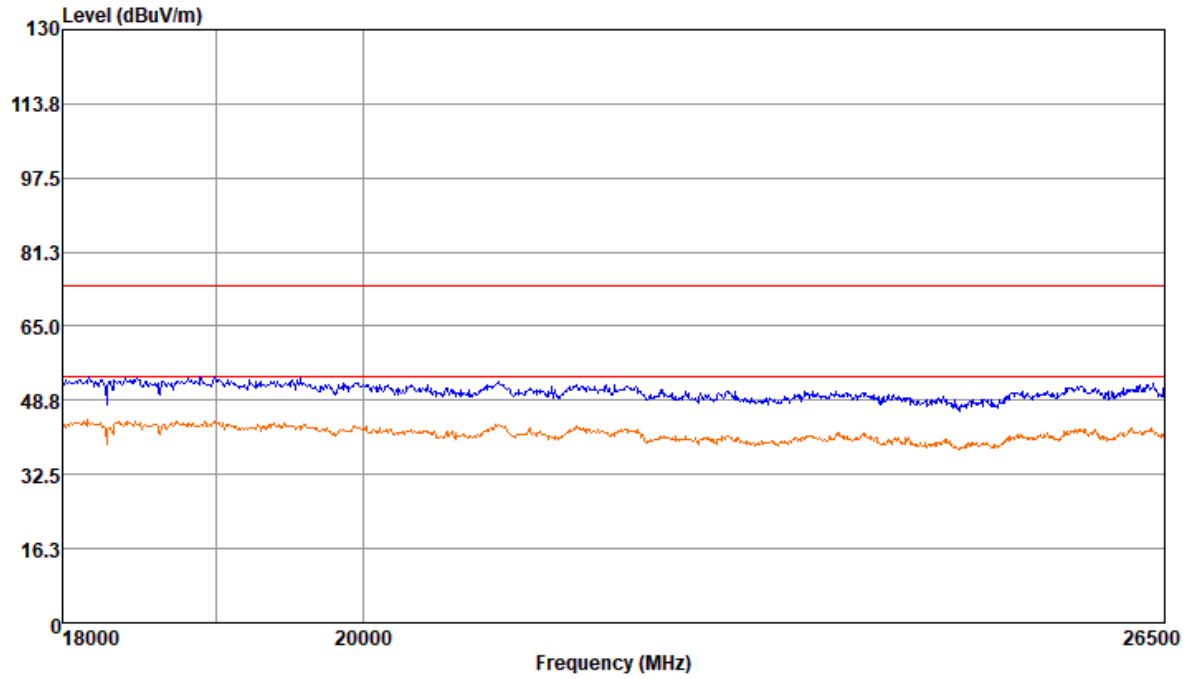
#### 1.4 Part 4: Testing Range of “3 GHz to 18 GHz”

- Note 1: The test results and plot for testing range of “3 GHz to 18 GHz” showed as below is the WORST case for all Test Modes and Channels. This range will not be presented for each Test Mode and each Channel.
- Note 2: The testing range of “3 GHz to 18 GHz” is for checking radiated emissions located in restricted bands faraway from the EUT operating bands.
- Note 3: Two limits are required in the testing range above 1 GHz, that is Peak limit (74 dB $\mu$ V/m) and Average Limit (54 dB $\mu$ V/m).



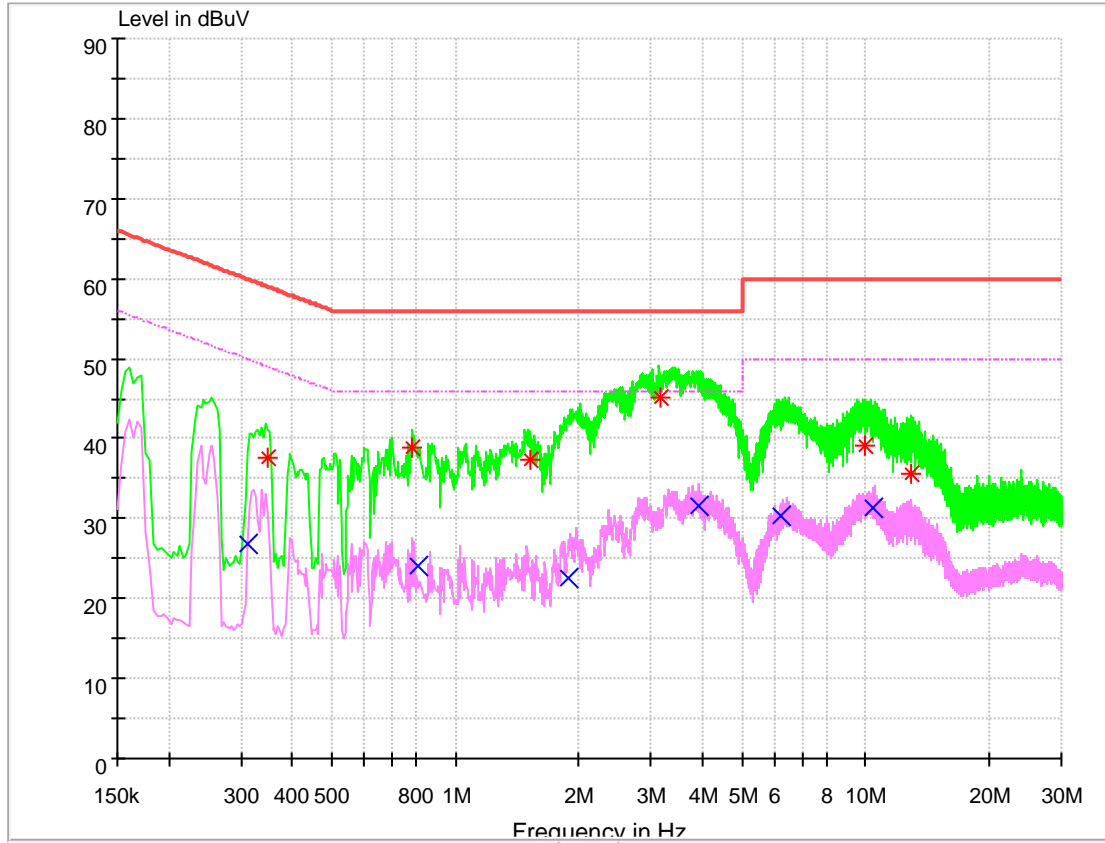


### 1.5 Part 5: Testing Range of “18 GHz to 26.5 GHz”



## Appendix I: Conducted Emission at Power Port

Note: RBW =9 kHz, VBW = 30 kHz



### MEASUREMENT RESULT: AV Detector

Frequency (MHz)	Level (dB $\mu$ V)	Limit (dB $\mu$ V)	Transd. (dB)	Margin (dB)	Line	PE
0.312854	26.78	49.89	9.7	23.12	L1	FLO
0.811527	24.18	46.00	9.7	21.82	L1	FLO
1.894110	22.53	46.00	9.7	23.47	L1	FLO
3.906351	31.68	46.00	9.7	14.32	L1	FLO
6.237600	30.32	50.00	9.7	19.68	L1	FLO
10.466240	31.24	50.00	9.7	18.76	L1	FLO

### MEASUREMENT RESULT: PK Detector

Frequency (MHz)	Level (dB $\mu$ V)	Limit (dB $\mu$ V)	Transd. (dB)	Margin (dB)	Line	PE
-----------------	--------------------	--------------------	--------------	-------------	------	----



---

0.347501	37.62	59.02	9.7	21.40	L1	FLO
0.782442	38.84	56.00	9.7	17.16	L1	FLO
1.522807	37.41	56.16	9.7	18.59	N	FLO
3.164994	45.05	56.00	9.7	10.95	L1	FLO
9.941758	39.17	60.00	9.7	20.83	N	FLO
12.964472	35.59	60.00	9.7	24.41	L1	FLO

Note:

1, Level =Reading level by receiver + Transd (Antenna factor + cable loss – preamplifier gain)

The reading level is calculated by software which is not shown in the sheet.

2, Margin=Limit - Level

---

END