

**Appendix B. SAR Measurement Plots**

Table of contents
GSM850 Head
GSM850 Body
GSM1900 Head
GSM1900 Body
UMTS Band II Head
UMTS Band II Body
UMTS Band IV Head
UMTS Band IV Body
UMTS Band V Head
UMTS Band V Body
LTE Band 2 Head
LTE Band 2 Body
LTE Band 4 Head
LTE Band 4 Body
LTE Band 5 Head
LTE Band 5 Body
LTE Band 7 Head
LTE Band 7 Body
LTE Band 12 Head
LTE Band 12 Body
LTE Band 17 Head
LTE Band 17 Body
LTE Band 26 Head
LTE Band 26 Body
LTE Band 38 Head
LTE Band 38 Body
LTE Band 41 Head
LTE Band 41 Body
LTE Band 66 Head
LTE Band 66 Body
WIFI 2.4G Head
WIFI 2.4G Body
WIFI 5G Head

WIFI 5G Body
BT Head
BT Body

Test Laboratory: HUAWEI SAR/HAC Lab

ELE-L29 GSM850 190CH Left Cheek-Second Antenna

DUT: ELE-L29; Type: Smart Phone; Serial: SAR6

Communication System: UID 0, HW-GSM\GPRS\EGPRS-1TS (0); Frequency: 836.6 MHz; Duty Cycle: 1:8.30042

Medium parameters used: $f = 837$ MHz; $\sigma = 0.935$ S/m; $\epsilon_r = 40.555$; $\rho = 1000$ kg/m³

Phantom section: Left Section

DASY Configuration:

- Probe: EX3DV4 - SN3736; ConvF(8.86, 8.86, 8.86) @ 836.6 MHz; Calibrated: 2018-4-27
- Sensor-Surface: 1.4mm (Mechanical Surface Detection), $z = 1.0, 31.0$
- Electronics: DAE4 Sn851; Calibrated: 2018-7-18
- Phantom: SAM9; Type: SAM; Serial: 1958
- DASY52 52.10.1(1476); SEMCAD X 14.6.11(7439)

Configuration/Head/Area Scan (8x14x1): Measurement grid: $dx=15$ mm, $dy=15$ mm

Maximum value of SAR (measured) = 0.262 W/kg

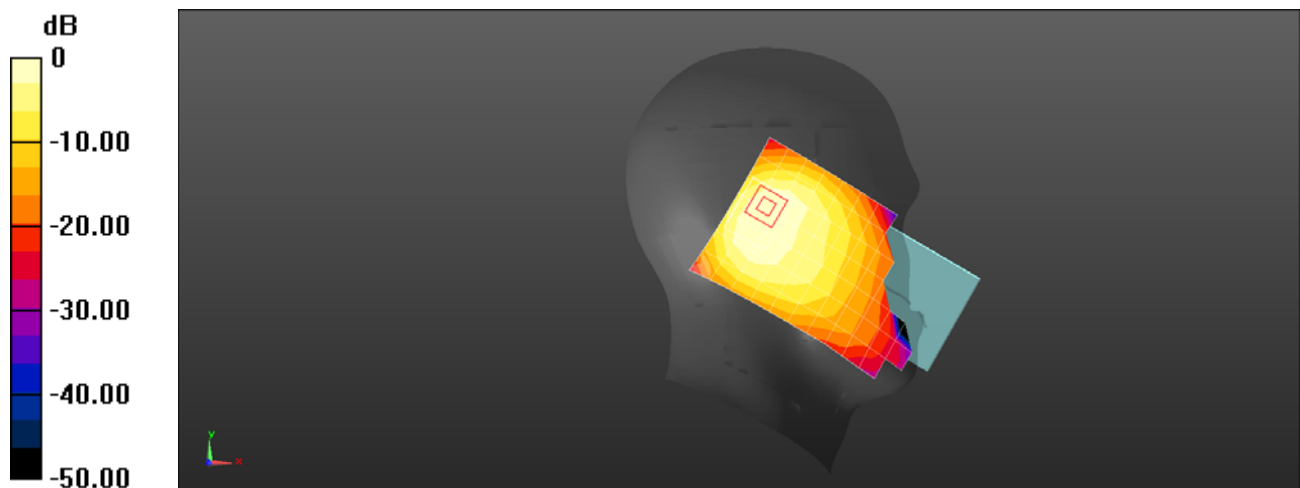
Configuration/Head/Zoom Scan (6x5x7)/Cube 0: Measurement grid: $dx=8$ mm, $dy=8$ mm, $dz=5$ mm

Reference Value = 8.344 V/m; Power Drift = 0.00 dB

Peak SAR (extrapolated) = 0.493 W/kg

SAR(1 g) = 0.221 W/kg; SAR(10 g) = 0.109 W/kg

Maximum value of SAR (measured) = 0.381 W/kg



0 dB = 0.262 W/kg = -5.81 dBW/kg

Test Laboratory: HUAWEI SAR/HAC Lab

ELE-L29 GSM850 190CH Right Cheek-Main Antenna

DUT: ELE-L29; Type: Smart Phone; Serial: SAR6

Communication System: UID 0, HW-GSM\GPRS\EGPRS-1TS (0); Frequency: 836.6 MHz; Duty Cycle: 1:8.30042

Medium parameters used: $f = 837$ MHz; $\sigma = 0.935$ S/m; $\epsilon_r = 40.555$; $\rho = 1000$ kg/m³

Phantom section: Right Section

DASY Configuration:

- Probe: EX3DV4 - SN3736; ConvF(8.86, 8.86, 8.86) @ 836.6 MHz; Calibrated: 2018-4-27
- Sensor-Surface: 1.4mm (Mechanical Surface Detection), $z = 1.0, 31.0$
- Electronics: DAE4 Sn851; Calibrated: 2018-7-18
- Phantom: SAM9; Type: SAM; Serial: 1958
- DASY52 52.10.1(1476); SEMCAD X 14.6.11(7439)

Configuration/Head/Area Scan (9x14x1): Measurement grid: $dx=15$ mm, $dy=15$ mm

Maximum value of SAR (measured) = 0.119 W/kg


Configuration/Head/Zoom Scan (6x5x7)/Cube 0: Measurement grid: $dx=8$ mm, $dy=8$ mm, $dz=5$ mm

Reference Value = 3.743 V/m; Power Drift = -0.18 dB

Peak SAR (extrapolated) = 0.131 W/kg

SAR(1 g) = 0.104 W/kg; SAR(10 g) = 0.081 W/kg

Maximum value of SAR (measured) = 0.121 W/kg



0 dB = 0.119 W/kg = -9.23 dBW/kg

Test Laboratory: HUAWEI SAR/HAC Lab

ELE-L29 GSM850 190CH Back Side 15mm-Second Antenna

DUT: ELE-L29; Type: Smart Phone; Serial: SAR1

Communication System: UID 0, HW-GSM\GPRS\EGPRS-1TS (0); Frequency: 836.6 MHz; Duty Cycle: 1:8.30042

Medium parameters used: $f = 837$ MHz; $\sigma = 1.016$ S/m; $\epsilon_r = 53.192$; $\rho = 1000$ kg/m³

Phantom section: Flat Section

DASY Configuration:

- Probe: EX3DV4 - SN3744; ConvF(9.12, 9.12, 9.12) @ 836.6 MHz; Calibrated: 2018-7-25
- Sensor-Surface: 1.4mm (Mechanical Surface Detection), $z = 1.0, 31.0$
- Electronics: DAE3 Sn393; Calibrated: 2018-8-14
- Phantom: SAM2; Type: SAM; Serial: 1474
- DASY52 52.10.1(1476); SEMCAD X 14.6.11(7439)

Configuration/Body/Area Scan (9x14x1): Measurement grid: $dx=15$ mm, $dy=15$ mm

Maximum value of SAR (measured) = 0.0660 W/kg

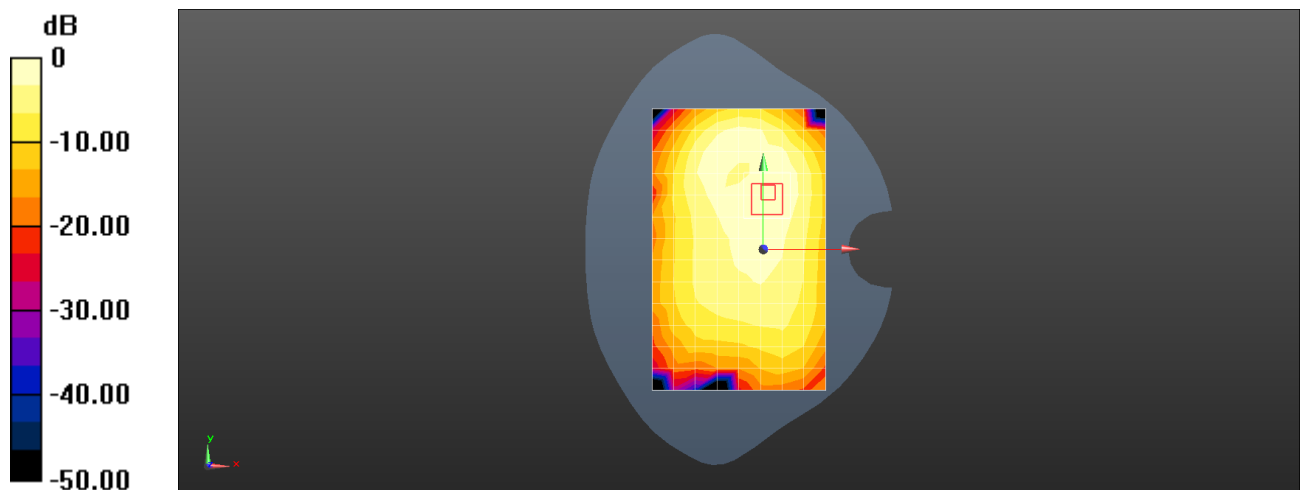
Configuration/Body/Zoom Scan (5x5x7)/Cube 0: Measurement grid: $dx=8$ mm, $dy=8$ mm, $dz=5$ mm

Reference Value = 6.094 V/m; Power Drift = -0.15 dB

Peak SAR (extrapolated) = 0.0750 W/kg

SAR(1 g) = 0.053 W/kg; SAR(10 g) = 0.037 W/kg

Maximum value of SAR (measured) = 0.0662 W/kg



0 dB = 0.0660 W/kg = -11.80 dBW/kg

Test Laboratory: HUAWEI SAR/HAC Lab

ELE-L29 GSM850 128CH Back Side 15mm-Main Antenna

DUT: ELE-L29; Type: Smart Phone; Serial: SAR1

Communication System: UID 0, HW-GSM\GPRS\EGPRS-1TS (0); Frequency: 824.2 MHz; Duty Cycle: 1:8.30042

Medium parameters used (interpolated): $f = 824.2$ MHz; $\sigma = 1.011$ S/m; $\epsilon_r = 53.23$; $\rho = 1000$ kg/m³
Phantom section: Flat Section

DASY Configuration:

- Probe: EX3DV4 - SN3744; ConvF(9.12, 9.12, 9.12) @ 824.2 MHz; Calibrated: 2018-7-25
- Sensor-Surface: 1.4mm (Mechanical Surface Detection), $z = 1.0, 31.0$
- Electronics: DAE3 Sn393; Calibrated: 2018-8-14
- Phantom: SAM2; Type: SAM; Serial: 1474
- DASY52 52.10.1(1476); SEMCAD X 14.6.11(7439)

Configuration/Body/Area Scan (9x14x1): Measurement grid: $dx=15$ mm, $dy=15$ mm

[Info: Interpolated medium parameters used for SAR evaluation.](#)

Maximum value of SAR (measured) = 0.321 W/kg

Configuration/Body/Zoom Scan (5x5x7)/Cube 0: Measurement grid: $dx=8$ mm, $dy=8$ mm, $dz=5$ mm

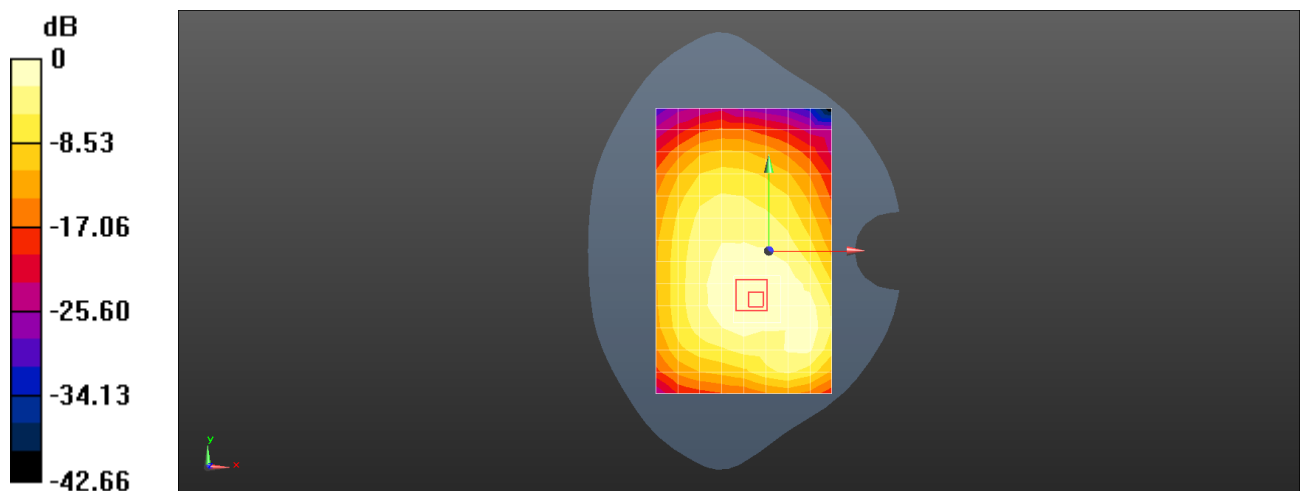
Reference Value = 1.541 V/m; Power Drift = -0.04 dB

Peak SAR (extrapolated) = 0.369 W/kg

SAR(1 g) = 0.274 W/kg; SAR(10 g) = 0.199 W/kg

[Info: Interpolated medium parameters used for SAR evaluation.](#)

Maximum value of SAR (measured) = 0.337 W/kg



0 dB = 0.321 W/kg = -4.94 dBW/kg

Test Laboratory: HUAWEI SAR/HAC Lab

ELE-L29 GSM850 GPRS 2TS 190CH Front Side 10mm with SIM2-Second Antenna

DUT: ELE-L29; Type: Smart Phone; Serial: SAR1

Communication System: UID 0, HW-GSM\GPRS\EGPRS-2TS (0); Frequency: 836.6 MHz; Duty Cycle: 1:4.10015

Medium parameters used: $f = 837$ MHz; $\sigma = 1.016$ S/m; $\epsilon_r = 53.192$; $\rho = 1000$ kg/m³

Phantom section: Flat Section

DASY Configuration:

- Probe: EX3DV4 - SN3744; ConvF(9.12, 9.12, 9.12) @ 836.6 MHz; Calibrated: 2018-7-25
- Sensor-Surface: 1.4mm (Mechanical Surface Detection), $z = 1.0, 31.0$
- Electronics: DAE3 Sn393; Calibrated: 2018-8-14
- Phantom: SAM2; Type: SAM; Serial: 1474
- DASY52 52.10.1(1476); SEMCAD X 14.6.11(7439)

Configuration/Body/Area Scan (9x14x1): Measurement grid: $dx=15$ mm, $dy=15$ mm

Maximum value of SAR (measured) = 0.174 W/kg

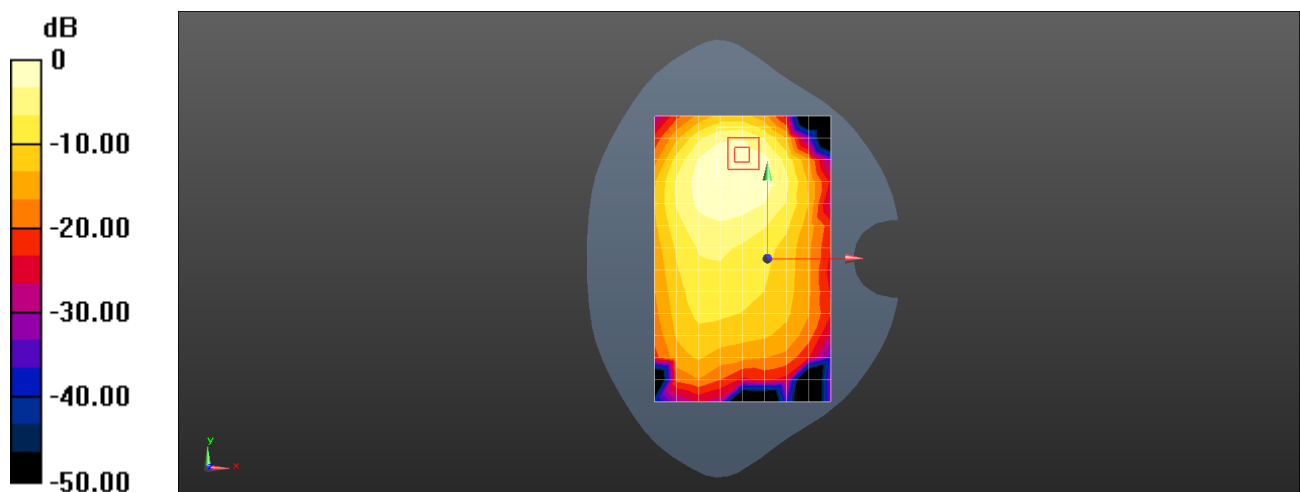
Configuration/Body/Zoom Scan (6x6x7)/Cube 0: Measurement grid: $dx=8$ mm, $dy=8$ mm, $dz=5$ mm

Reference Value = 5.673 V/m; Power Drift = 0.07 dB

Peak SAR (extrapolated) = 0.221 W/kg

SAR(1 g) = 0.115 W/kg; SAR(10 g) = 0.062 W/kg

Maximum value of SAR (measured) = 0.173 W/kg



0 dB = 0.174 W/kg = -7.59 dBW/kg

Test Laboratory: HUAWEI SAR/HAC Lab

ELE-L29 GSM850 GPRS 2TS 128CH Back Side 10mm with SIM2-Main Antenna

DUT: ELE-L29; Type: Smart Phone; Serial: SAR1

Communication System: UID 0, HW-GSM\GPRS\EGPRS-2TS (0); Frequency: 824.2 MHz; Duty Cycle: 1:4.10015

Medium parameters used (interpolated): $f = 824.2$ MHz; $\sigma = 1.001$ S/m; $\epsilon_r = 53.822$; $\rho = 1000$ kg/m³
Phantom section: Flat Section

DASY Configuration:

- Probe: EX3DV4 - SN3744; ConvF(9.12, 9.12, 9.12) @ 824.2 MHz; Calibrated: 2018-7-25
- Sensor-Surface: 1.4mm (Mechanical Surface Detection), $z = 1.0, 31.0$
- Electronics: DAE3 Sn393; Calibrated: 2018-8-14
- Phantom: SAM2; Type: SAM; Serial: 1474
- DASY52 52.10.1(1476); SEMCAD X 14.6.11(7439)

Configuration/Body/Area Scan (9x14x1): Measurement grid: dx=15mm, dy=15mm

[Info: Interpolated medium parameters used for SAR evaluation.](#)

Maximum value of SAR (measured) = 0.569 W/kg

Configuration/Body/Zoom Scan (6x7x7)/Cube 0: Measurement grid: dx=8mm, dy=8mm, dz=5mm

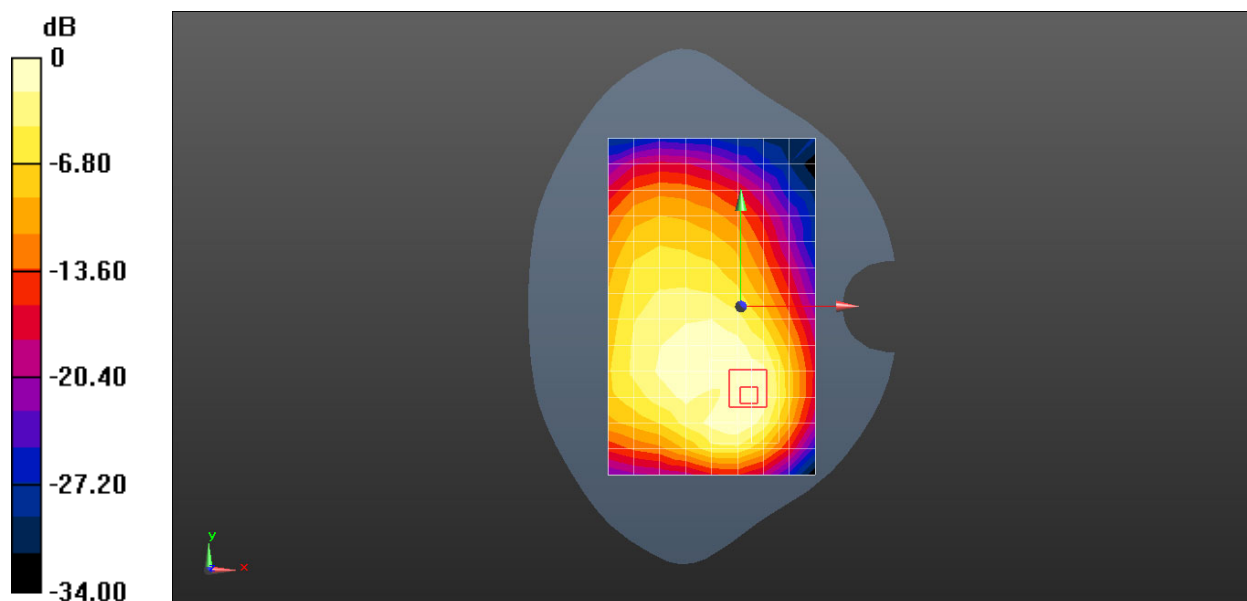
Reference Value = 16.91 V/m; Power Drift = 0.01 dB

Peak SAR (extrapolated) = 0.797 W/kg

SAR(1 g) = 0.454 W/kg; SAR(10 g) = 0.269 W/kg

[Info: Interpolated medium parameters used for SAR evaluation.](#)

Maximum value of SAR (measured) = 0.647 W/kg



0 dB = 0.569 W/kg = -2.45 dBW/kg

Test Laboratory: HUAWEI SAR/HAC Lab

ELE-L29 GSM1900 512CH Right Tilt with SIM2-Second Antenna

DUT: ELE-L29; Type: Smart Phone; Serial: SAR2

Communication System: UID 0, HW-GSM\GPRS\EGPRS-1TS (0); Frequency: 1850.2 MHz; Duty Cycle: 1:8.30042

Medium parameters used (interpolated): $f = 1850.2$ MHz; $\sigma = 1.394$ S/m; $\epsilon_r = 39.17$; $\rho = 1000$ kg/m³

Phantom section: Right Section

DASY Configuration:

- Probe: EX3DV4 - SN3820; ConvF(7.57, 7.57, 7.57) @ 1850.2 MHz; Calibrated: 2018-6-26
- Sensor-Surface: 1.4mm (Mechanical Surface Detection), $z = 1.0, 31.0$
- Electronics: DAE4 Sn913; Calibrated: 2018-5-11
- Phantom: SAM3; Type: SAM; Serial: 1597
- DASY52 52.10.1(1476); SEMCAD X 14.6.11(7439)

Configuration/Head/Area Scan (8x13x1): Measurement grid: $dx=15$ mm, $dy=15$ mm

[Info: Interpolated medium parameters used for SAR evaluation.](#)

Maximum value of SAR (measured) = 0.0330 W/kg

Configuration/Head/Zoom Scan (6x6x7)/Cube 0: Measurement grid: $dx=8$ mm, $dy=8$ mm, $dz=5$ mm


Reference Value = 5.295 V/m; Power Drift = 0.03 dB

Peak SAR (extrapolated) = 0.459 W/kg

SAR(1 g) = 0.238 W/kg; SAR(10 g) = 0.116 W/kg

[Info: Interpolated medium parameters used for SAR evaluation.](#)

Maximum value of SAR (measured) = 0.381 W/kg



0 dB = 0.381 W/kg = -4.20 dBW/kg

Test Laboratory: HUAWEI SAR/HAC Lab

ELE-L29 GSM1900 810CH Left Cheek with SIM2-Main Antenna

DUT: ELE-L29; Type: Smart Phone; Serial: SAR2

Communication System: UID 0, HW-GSM\GPRS\EGPRS-1TS (0); Frequency: 1909.8 MHz; Duty Cycle: 1:8.30042

Medium parameters used: $f = 1910$ MHz; $\sigma = 1.435$ S/m; $\epsilon_r = 39.057$; $\rho = 1000$ kg/m³

Phantom section: Left Section

DASY Configuration:

- Probe: EX3DV4 - SN3820; ConvF(7.57, 7.57, 7.57) @ 1909.8 MHz; Calibrated: 2018-6-26
- Sensor-Surface: 1.4mm (Mechanical Surface Detection), $z = 1.0, 31.0$
- Electronics: DAE4 Sn913; Calibrated: 2018-5-11
- Phantom: SAM3; Type: SAM; Serial: 1597
- DASY52 52.10.1(1476); SEMCAD X 14.6.11(7439)

Configuration/Head/Area Scan (8x13x1): Measurement grid: $dx=15$ mm, $dy=15$ mm

Maximum value of SAR (measured) = 0.116 W/kg

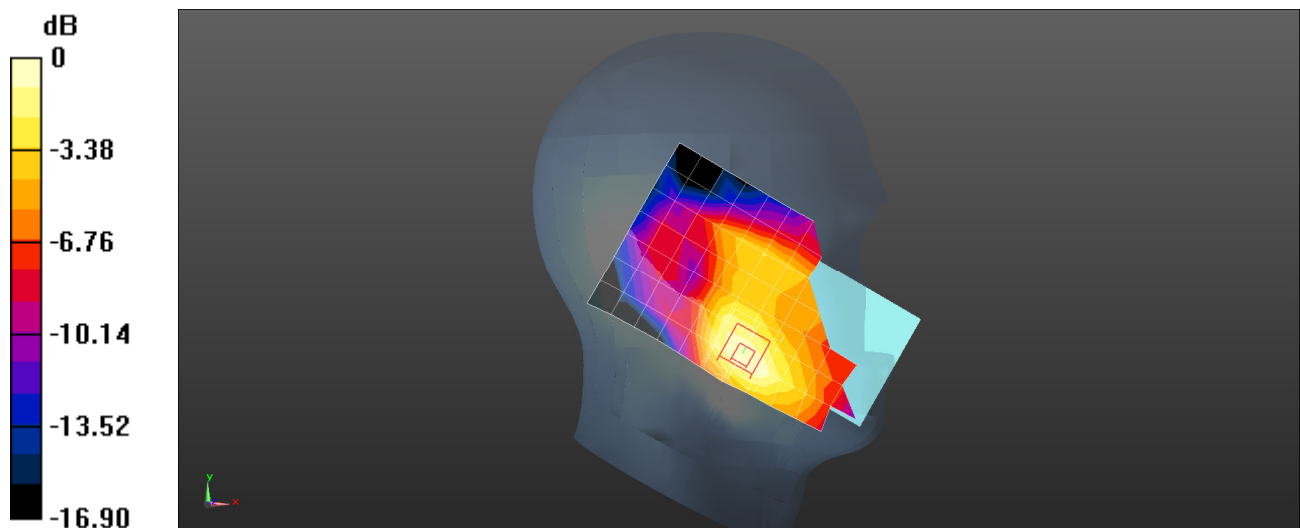
Configuration/Head/Zoom Scan (5x5x7)/Cube 0: Measurement grid: $dx=8$ mm, $dy=8$ mm, $dz=5$ mm

Reference Value = 3.570 V/m; Power Drift = 0.05 dB

Peak SAR (extrapolated) = 0.129 W/kg

SAR(1 g) = 0.084 W/kg; SAR(10 g) = 0.054 W/kg

Maximum value of SAR (measured) = 0.110 W/kg



0 dB = 0.110 W/kg = -9.58 dBW/kg

Test Laboratory: HUAWEI SAR/HAC Lab

ELE-L29 GSM1900 512CH Back Side 15mm with SIM2-Second Antenna

DUT: ELE-L29; Type: Smart Phone; Serial: SAR2

Communication System: UID 0, HW-GSM\GPRS\EGPRS-1TS (0); Frequency: 1850.2 MHz; Duty Cycle: 1:8.30042

Medium parameters used (interpolated): $f = 1850.2$ MHz; $\sigma = 1.457$ S/m; $\epsilon_r = 50.935$; $\rho = 1000$ kg/m³

Phantom section: Flat Section

DASY Configuration:

- Probe: EX3DV4 - SN3820; ConvF(7.36, 7.36, 7.36) @ 1850.2 MHz; Calibrated: 2018-6-26
- Sensor-Surface: 1.4mm (Mechanical Surface Detection), $z = 1.0, 31.0$
- Electronics: DAE4 Sn913; Calibrated: 2018-5-11
- Phantom: SAM4; Type: SAM; Serial: 1620
- DASY52 52.10.1(1476); SEMCAD X 14.6.11(7439)

Configuration/Body/Area Scan (8x14x1): Measurement grid: $dx=15$ mm, $dy=15$ mm

[Info: Interpolated medium parameters used for SAR evaluation.](#)

Maximum value of SAR (measured) = 0.0414 W/kg

Configuration/Body/Zoom Scan (7x6x7)/Cube 0: Measurement grid: $dx=8$ mm, $dy=8$ mm, $dz=5$ mm

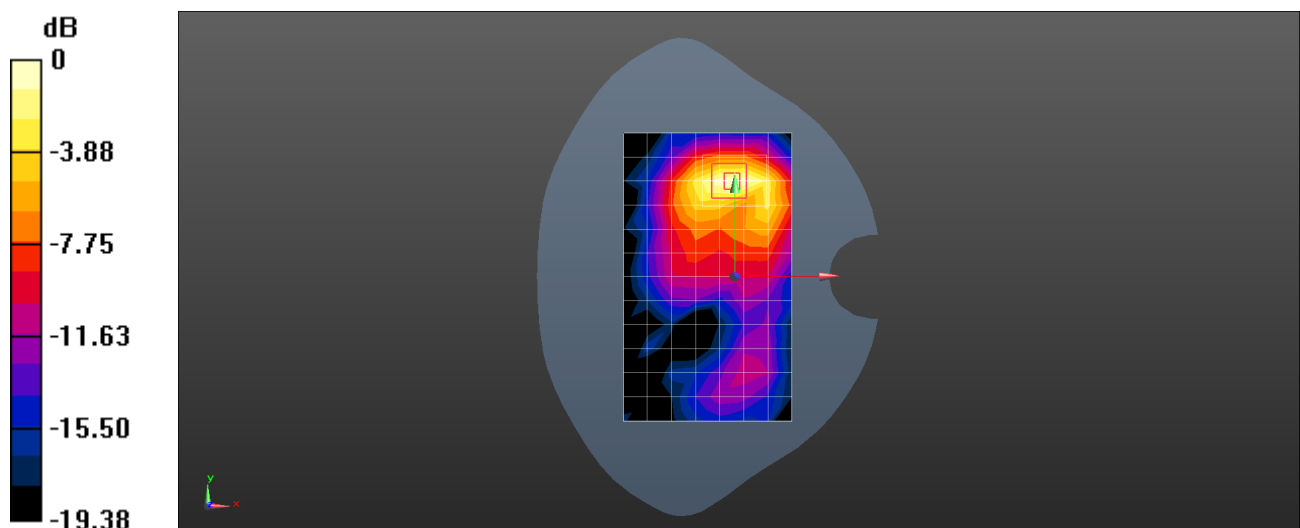
Reference Value = 1.297 V/m; Power Drift = -0.13 dB

Peak SAR (extrapolated) = 0.0500 W/kg

SAR(1 g) = 0.032 W/kg; SAR(10 g) = 0.019 W/kg

[Info: Interpolated medium parameters used for SAR evaluation.](#)

Maximum value of SAR (measured) = 0.0439 W/kg



0 dB = 0.0414 W/kg = -13.83 dBW/kg

Test Laboratory: HUAWEI SAR/HAC Lab

ELE-L29 GSM1900 810CH Back Side 15mm with SIM2-Main Antenna

DUT: ELE-L29; Type: Smart Phone; Serial: SAR2

Communication System: UID 0, HW-GSM\GPRS\EGPRS-1TS (0); Frequency: 1909.8 MHz; Duty Cycle: 1:8.30042

Medium parameters used: $f = 1910$ MHz; $\sigma = 1.494$ S/m; $\epsilon_r = 50.935$; $\rho = 1000$ kg/m³

Phantom section: Flat Section

DASY Configuration:

- Probe: EX3DV4 - SN3820; ConvF(7.36, 7.36, 7.36) @ 1909.8 MHz; Calibrated: 2018-6-26
- Sensor-Surface: 1.4mm (Mechanical Surface Detection), $z = 1.0, 31.0$
- Electronics: DAE4 Sn913; Calibrated: 2018-5-11
- Phantom: SAM4; Type: SAM; Serial: 1620
- DASY52 52.10.1(1476); SEMCAD X 14.6.11(7439)

Configuration/Body/Area Scan (8x13x1): Measurement grid: $dx=15$ mm, $dy=15$ mm

Maximum value of SAR (measured) = 0.168 W/kg

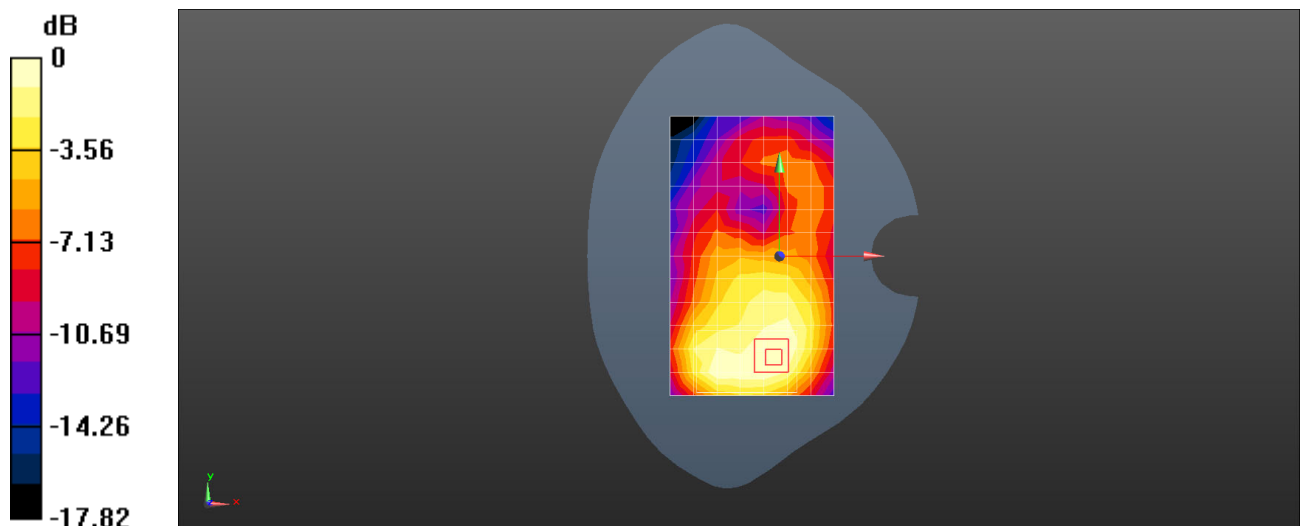
Configuration/Body/Zoom Scan (9x6x7)/Cube 0: Measurement grid: $dx=8$ mm, $dy=8$ mm, $dz=5$ mm

Reference Value = 6.170 V/m; Power Drift = 0.01 dB

Peak SAR (extrapolated) = 0.206 W/kg

SAR(1 g) = 0.136 W/kg; SAR(10 g) = 0.087 W/kg

Maximum value of SAR (measured) = 0.180 W/kg



0 dB = 0.168 W/kg = -7.74 dBW/kg

Test Laboratory: HUAWEI SAR/HAC Lab

ELE-L29 GSM1900 GPRS 2TS 661CH Top Side 10mm with Battery2-Second Antenna

DUT: ELE-L29; Type: Smart Phone; Serial: SAR2

Communication System: UID 0, HW-GSM\GPRS\EGPRS-2TS (0); Frequency: 1880 MHz; Duty Cycle: 1:4.10015

Medium parameters used: $f = 1880$ MHz; $\sigma = 1.473$ S/m; $\epsilon_r = 50.935$; $\rho = 1000$ kg/m³

Phantom section: Flat Section

DASY Configuration:

- Probe: EX3DV4 - SN3820; ConvF(7.36, 7.36, 7.36) @ 1880 MHz; Calibrated: 2018-6-26
- Sensor-Surface: 1.4mm (Mechanical Surface Detection), $z = 1.0, 31.0$
- Electronics: DAE4 Sn913; Calibrated: 2018-5-11
- Phantom: SAM4; Type: SAM; Serial: 1620
- DASY52 52.10.1(1476); SEMCAD X 14.6.11(7439)

Configuration/Body/Area Scan (5x7x1): Measurement grid: $dx=15$ mm, $dy=15$ mm

Maximum value of SAR (measured) = 0.126 W/kg

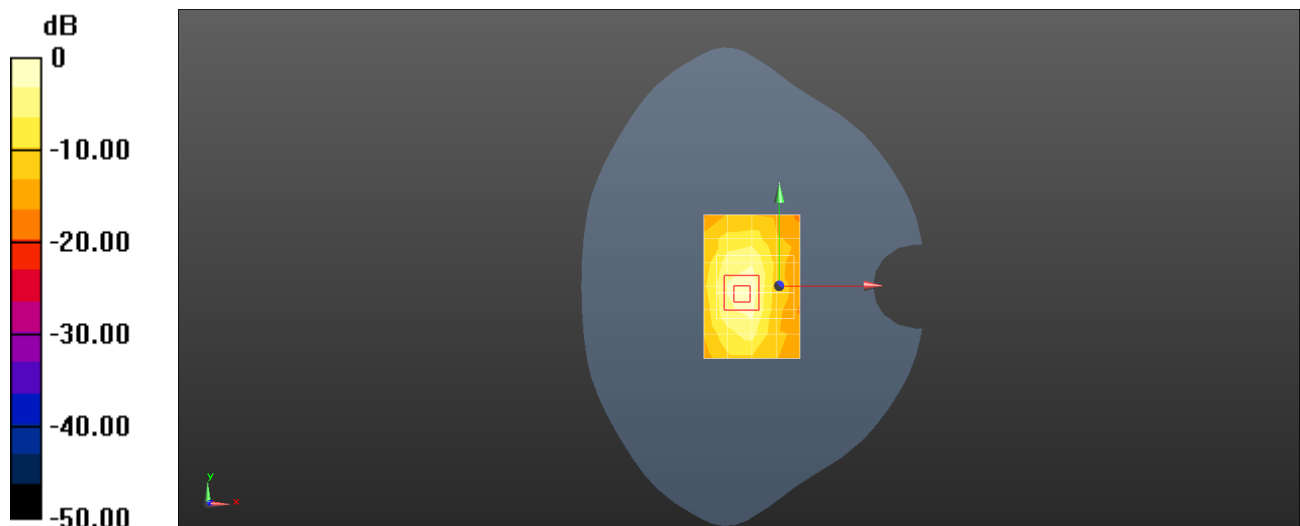
Configuration/Body/Zoom Scan (7x6x7)/Cube 0: Measurement grid: $dx=8$ mm, $dy=8$ mm, $dz=5$ mm

Reference Value = 9.508 V/m; Power Drift = -0.01 dB

Peak SAR (extrapolated) = 0.201 W/kg

SAR(1 g) = 0.117 W/kg; SAR(10 g) = 0.061 W/kg

Maximum value of SAR (measured) = 0.173 W/kg



0 dB = 0.173 W/kg = -7.62 dBW/kg

Test Laboratory: HUAWEI SAR/HAC Lab

ELE-L29 GSM1900 GPRS 2TS 810CH Bottom Side 10mm-Main Antenna

DUT: ELE-L29; Type: Smart Phone; Serial: SAR2

Communication System: UID 0, HW-GSM\GPRS\EGPRS-2TS (0); Frequency: 1909.8 MHz; Duty Cycle: 1:4.10015

Medium parameters used: $f = 1910$ MHz; $\sigma = 1.494$ S/m; $\epsilon_r = 50.935$; $\rho = 1000$ kg/m³

Phantom section: Flat Section

DASY Configuration:

- Probe: EX3DV4 - SN3820; ConvF(7.36, 7.36, 7.36) @ 1909.8 MHz; Calibrated: 2018-6-26
- Sensor-Surface: 1.4mm (Mechanical Surface Detection), $z = 1.0, 31.0$
- Electronics: DAE4 Sn913; Calibrated: 2018-5-11
- Phantom: SAM4; Type: SAM; Serial: 1620
- DASY52 52.10.1(1476); SEMCAD X 14.6.11(7439)

Configuration/Body/Area Scan (5x7x1): Measurement grid: $dx=15$ mm, $dy=15$ mm

Maximum value of SAR (measured) = 0.444 W/kg

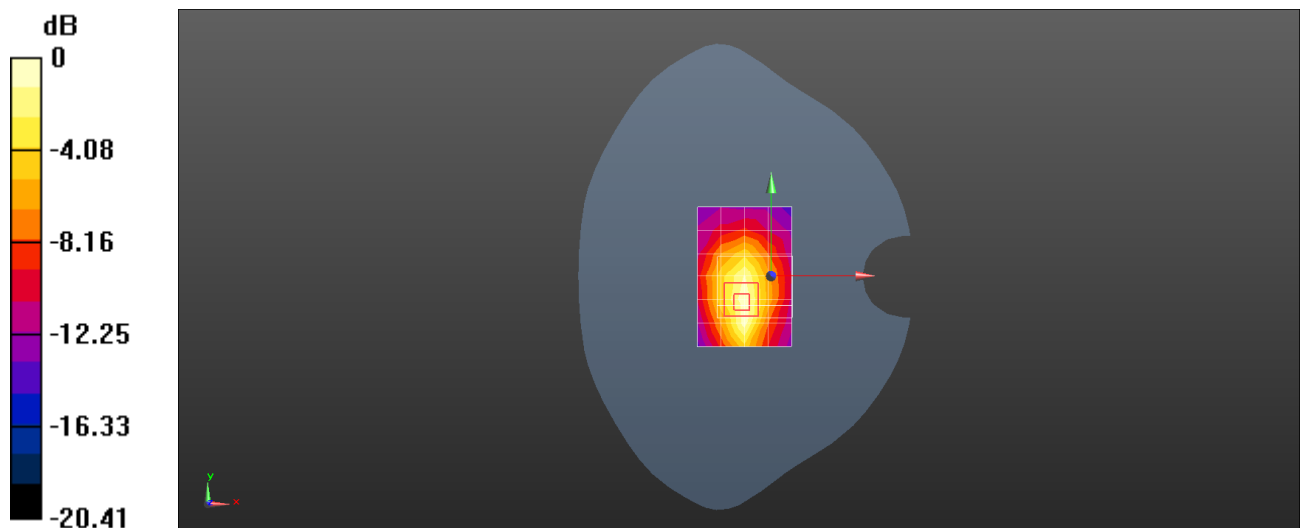
Configuration/Body/Zoom Scan (7x6x7)/Cube 0: Measurement grid: $dx=8$ mm, $dy=8$ mm, $dz=5$ mm

Reference Value = 15.91 V/m; Power Drift = 0.08 dB

Peak SAR (extrapolated) = 0.542 W/kg

SAR(1 g) = 0.315 W/kg; SAR(10 g) = 0.175 W/kg

Maximum value of SAR (measured) = 0.467 W/kg



0 dB = 0.467 W/kg = -3.31 dBW/kg

Test Laboratory: HUAWEI SAR/HAC Lab

ELE-L29 UMTS Band II 9400CH Right Cheek with Battery2-Second Antenna

DUT: ELE-L29; Type: Smart Phone; Serial: SAR2

Communication System: UID 0, HW-UMTS-FDD(WCDMA) (0); Frequency: 1880 MHz; Duty Cycle: 1:1

Medium parameters used: $f = 1880$ MHz; $\sigma = 1.414$ S/m; $\epsilon_r = 39.117$; $\rho = 1000$ kg/m³

Phantom section: Right Section

DASY Configuration:

- Probe: EX3DV4 - SN3820; ConvF(7.57, 7.57, 7.57) @ 1880 MHz; Calibrated: 2018-6-26
- Sensor-Surface: 1.4mm (Mechanical Surface Detection), $z = 1.0, 31.0$
- Electronics: DAE4 Sn913; Calibrated: 2018-5-11
- Phantom: SAM3; Type: SAM; Serial: 1597
- DASY52 52.10.1(1476); SEMCAD X 14.6.11(7439)

Configuration/Head/Area Scan (8x13x1): Measurement grid: $dx=15$ mm, $dy=15$ mm

Maximum value of SAR (measured) = 0.266 W/kg

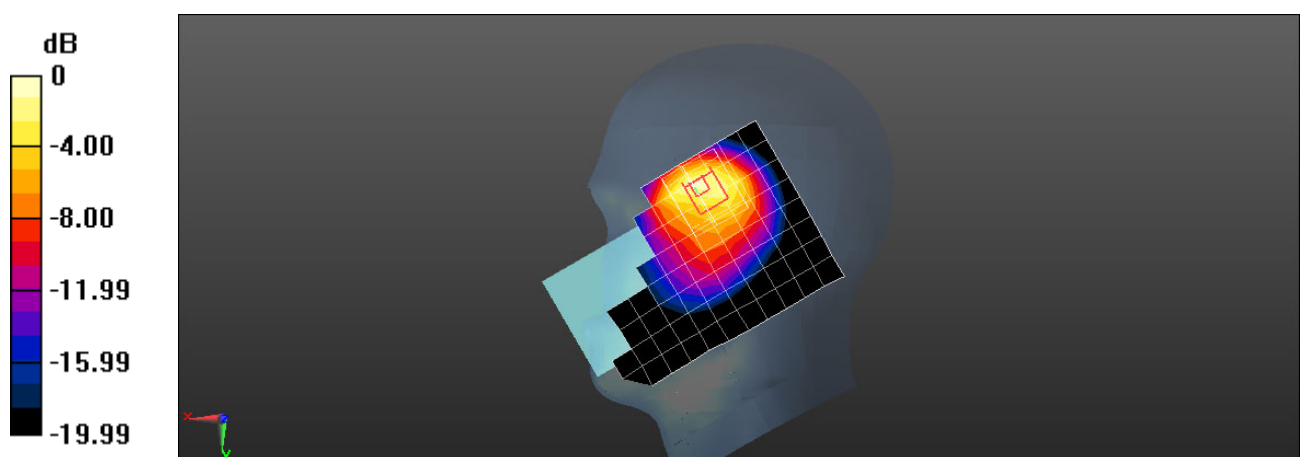
Configuration/Head/Zoom Scan (6x6x7)/Cube 0: Measurement grid: $dx=8$ mm, $dy=8$ mm, $dz=5$ mm

Reference Value = 8.169 V/m; Power Drift = -0.08 dB

Peak SAR (extrapolated) = 0.355 W/kg

SAR(1 g) = 0.187 W/kg; SAR(10 g) = 0.091 W/kg

Maximum value of SAR (measured) = 0.257 W/kg



0 dB = 0.257 W/kg = -5.90 dBW/kg

Test Laboratory: HUAWEI SAR/HAC Lab

ELE-L29 UMTS Band II 9400CH Left Cheek with SIM2-Main Antenna

DUT: ELE-L29; Type: Smart Phone; Serial: SAR2

Communication System: UID 0, HW-UMTS-FDD(WCDMA) (0); Frequency: 1880 MHz; Duty Cycle: 1:1

Medium parameters used: $f = 1880$ MHz; $\sigma = 1.414$ S/m; $\epsilon_r = 39.117$; $\rho = 1000$ kg/m³

Phantom section: Left Section

DASY Configuration:

- Probe: EX3DV4 - SN3820; ConvF(7.57, 7.57, 7.57) @ 1880 MHz; Calibrated: 2018-6-26
- Sensor-Surface: 1.4mm (Mechanical Surface Detection), $z = 1.0, 31.0$
- Electronics: DAE4 Sn913; Calibrated: 2018-5-11
- Phantom: SAM3; Type: SAM; Serial: 1597
- DASY52 52.10.1(1476); SEMCAD X 14.6.11(7439)

Configuration/Head/Area Scan (8x13x1): Measurement grid: $dx=15$ mm, $dy=15$ mm

Maximum value of SAR (measured) = 0.178 W/kg

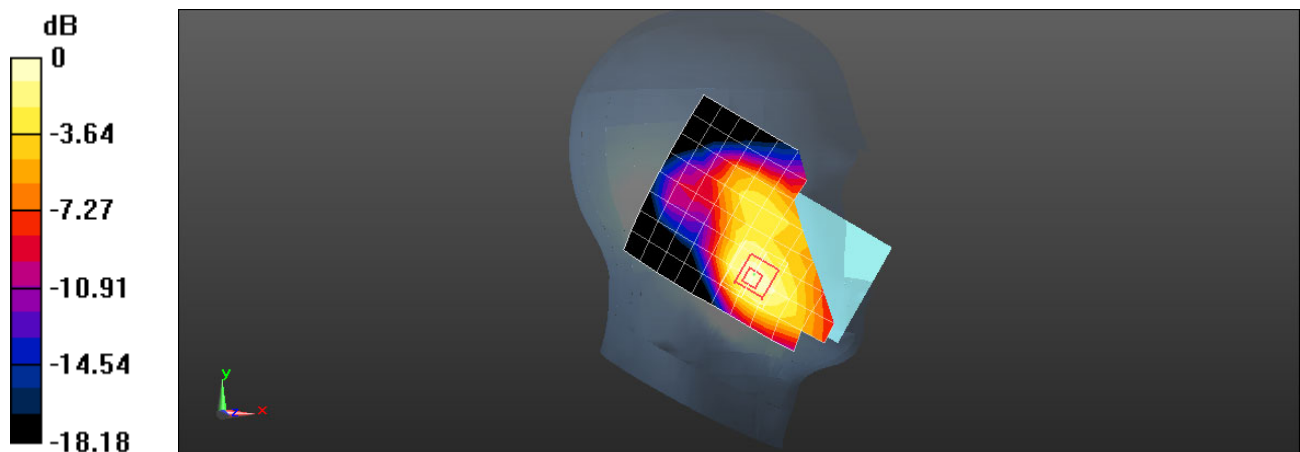
Configuration/Head/Zoom Scan (6x5x7)/Cube 0: Measurement grid: $dx=8$ mm, $dy=8$ mm, $dz=5$ mm

Reference Value = 6.106 V/m; Power Drift = -0.12 dB

Peak SAR (extrapolated) = 0.240 W/kg

SAR(1 g) = 0.151 W/kg; SAR(10 g) = 0.096 W/kg

Maximum value of SAR (measured) = 0.200 W/kg



0 dB = 0.200 W/kg = -6.99 dBW/kg

Test Laboratory: HUAWEI SAR/HAC Lab

ELE-L29 UMTS Band II 9262CH Back Side 15mm-Second Antenna

DUT: ELE-L29; Type: Smart Phone; Serial: SAR2

Communication System: UID 0, HW-UMTS-FDD(WCDMA) (0); Frequency: 1852.4 MHz; Duty Cycle: 1:1

Medium parameters used (interpolated): $f = 1852.4$ MHz; $\sigma = 1.457$ S/m; $\epsilon_r = 50.935$; $\rho = 1000$ kg/m³

Phantom section: Flat Section

DASY Configuration:

- Probe: EX3DV4 - SN3820; ConvF(7.36, 7.36, 7.36) @ 1852.4 MHz; Calibrated: 2018-6-26
- Sensor-Surface: 1.4mm (Mechanical Surface Detection), $z = 1.0, 31.0$
- Electronics: DAE4 Sn913; Calibrated: 2018-5-11
- Phantom: SAM4; Type: SAM; Serial: 1620
- DASY52 52.10.1(1476); SEMCAD X 14.6.11(7439)

Configuration/Body/Area Scan (8x13x1): Measurement grid: $dx=15$ mm, $dy=15$ mm

[Info: Interpolated medium parameters used for SAR evaluation.](#)

Maximum value of SAR (measured) = 0.178 W/kg

Configuration/Body/Zoom Scan (6x5x7)/Cube 0: Measurement grid: $dx=8$ mm, $dy=8$ mm, $dz=5$ mm

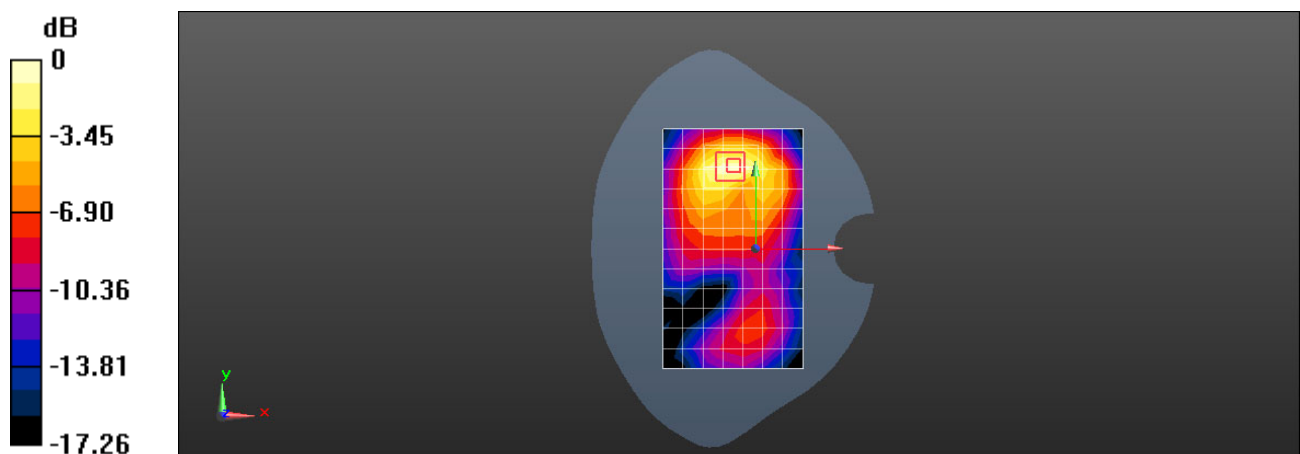
Reference Value = 4.823 V/m; Power Drift = 0.04 dB

Peak SAR (extrapolated) = 0.223 W/kg

SAR(1 g) = 0.140 W/kg; SAR(10 g) = 0.083 W/kg

[Info: Interpolated medium parameters used for SAR evaluation.](#)

Maximum value of SAR (measured) = 0.193 W/kg



0 dB = 0.193 W/kg = -7.15 dBW/kg

Test Laboratory: HUAWEI SAR/HAC Lab

ELE-L29 UMTS Band II 9400CH Back Side 15mm with SIM2-Main Antenna

DUT: ELE-L29; Type: Smart Phone; Serial: SAR2

Communication System: UID 0, HW-UMTS-FDD(WCDMA) (0); Frequency: 1880 MHz; Duty Cycle: 1:1

Medium parameters used: $f = 1880$ MHz; $\sigma = 1.473$ S/m; $\epsilon_r = 50.935$; $\rho = 1000$ kg/m³

Phantom section: Flat Section

DASY Configuration:

- Probe: EX3DV4 - SN3820; ConvF(7.36, 7.36, 7.36) @ 1880 MHz; Calibrated: 2018-6-26
- Sensor-Surface: 1.4mm (Mechanical Surface Detection), $z = 1.0, 31.0$
- Electronics: DAE4 Sn913; Calibrated: 2018-5-11
- Phantom: SAM4; Type: SAM; Serial: 1620
- DASY52 52.10.1(1476); SEMCAD X 14.6.11(7439)

Configuration/Body/Area Scan (8x13x1): Measurement grid: $dx=15$ mm, $dy=15$ mm

Maximum value of SAR (measured) = 0.411 W/kg

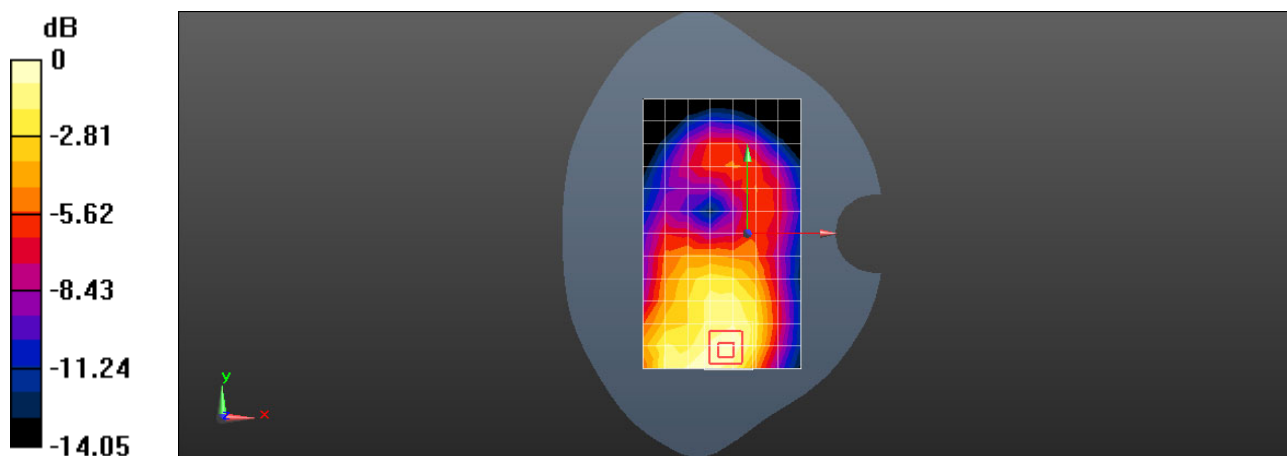
Configuration/Body/Zoom Scan (5x5x7)/Cube 0: Measurement grid: $dx=8$ mm, $dy=8$ mm, $dz=5$ mm

Reference Value = 6.490 V/m; Power Drift = -0.12 dB

Peak SAR (extrapolated) = 0.485 W/kg

SAR(1 g) = 0.321 W/kg; SAR(10 g) = 0.208 W/kg

Maximum value of SAR (measured) = 0.426 W/kg



0 dB = 0.426 W/kg = -3.71 dBW/kg

Test Laboratory: HUAWEI SAR/HAC Lab

ELE-L29 UMTS Band II 9262CH Top Side 10mm with SIM2-Second Antenna

DUT: ELE-L29; Type: Smart Phone; Serial: SAR2

Communication System: UID 0, HW-UMTS-FDD(WCDMA) (0); Frequency: 1852.4 MHz; Duty Cycle: 1:1

Medium parameters used (interpolated): $f = 1852.4$ MHz; $\sigma = 1.457$ S/m; $\epsilon_r = 50.935$; $\rho = 1000$ kg/m³

Phantom section: Flat Section

DASY Configuration:

- Probe: EX3DV4 - SN3820; ConvF(7.36, 7.36, 7.36) @ 1852.4 MHz; Calibrated: 2018-6-26
- Sensor-Surface: 1.4mm (Mechanical Surface Detection), $z = 1.0, 31.0$
- Electronics: DAE4 Sn913; Calibrated: 2018-5-11
- Phantom: SAM4; Type: SAM; Serial: 1620
- DASY52 52.10.1(1476); SEMCAD X 14.6.11(7439)

Configuration/Body/Area Scan (5x9x1): Measurement grid: $dx=15$ mm, $dy=15$ mm

[Info: Interpolated medium parameters used for SAR evaluation.](#)

Maximum value of SAR (measured) = 0.242 W/kg

Configuration/Body/Zoom Scan (5x5x7)/Cube 0: Measurement grid: $dx=8$ mm, $dy=8$ mm, $dz=5$ mm

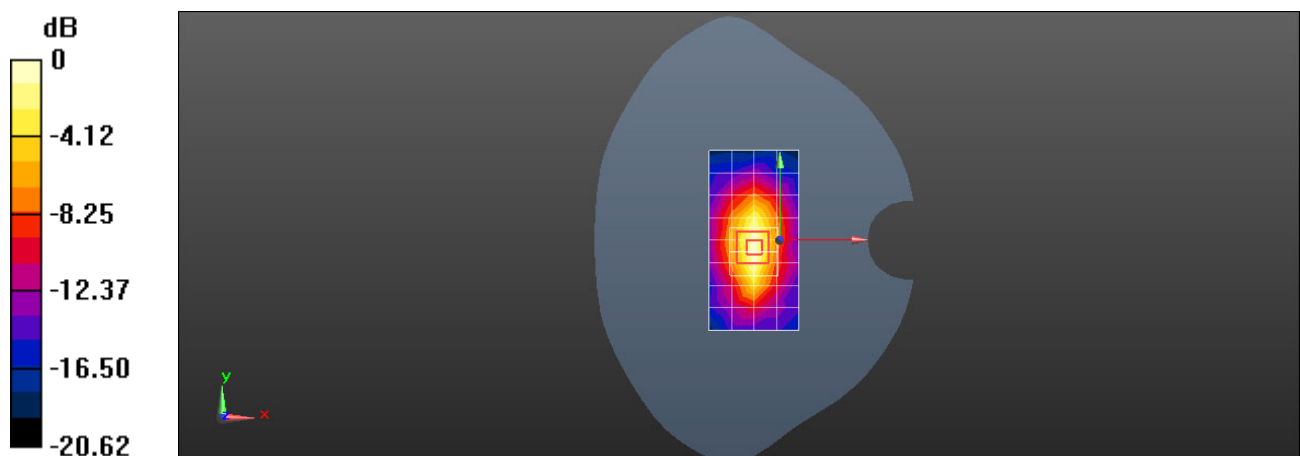
Reference Value = 13.39 V/m; Power Drift = -0.09 dB

Peak SAR (extrapolated) = 0.285 W/kg

SAR(1 g) = 0.170 W/kg; SAR(10 g) = 0.090 W/kg

[Info: Interpolated medium parameters used for SAR evaluation.](#)

Maximum value of SAR (measured) = 0.246 W/kg



0 dB = 0.246 W/kg = -6.09 dBW/kg

Test Laboratory: HUAWEI SAR/HAC Lab

ELE-L29 UMTS Band II 9400CH Back Side 10mm-Main Antenna

DUT: ELE-L29; Type: Smart Phone; Serial: SAR2

Communication System: UID 0, HW-UMTS-FDD(WCDMA) (0); Frequency: 1880 MHz; Duty Cycle: 1:1

Medium parameters used: $f = 1880$ MHz; $\sigma = 1.473$ S/m; $\epsilon_r = 50.935$; $\rho = 1000$ kg/m³

Phantom section: Flat Section

DASY Configuration:

- Probe: EX3DV4 - SN3820; ConvF(7.36, 7.36, 7.36) @ 1880 MHz; Calibrated: 2018-6-26
- Sensor-Surface: 1.4mm (Mechanical Surface Detection), $z = 1.0, 31.0$
- Electronics: DAE4 Sn913; Calibrated: 2018-5-11
- Phantom: SAM4; Type: SAM; Serial: 1620
- DASY52 52.10.1(1476); SEMCAD X 14.6.11(7439)

Configuration/Body/Area Scan (8x13x1): Measurement grid: $dx=15$ mm, $dy=15$ mm

Maximum value of SAR (measured) = 0.366 W/kg

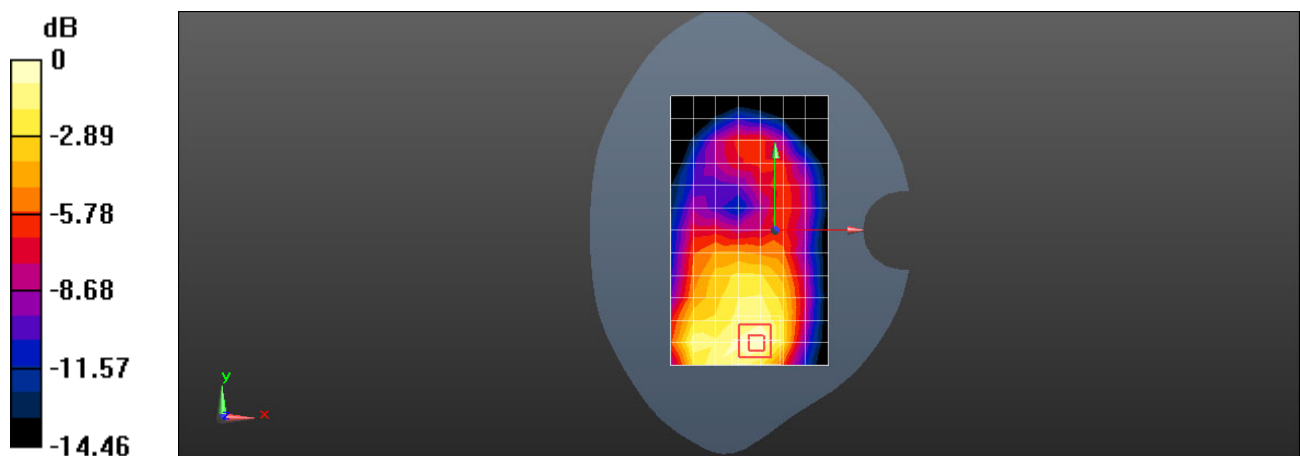
Configuration/Body/Zoom Scan (5x5x7)/Cube 0: Measurement grid: $dx=8$ mm, $dy=8$ mm, $dz=5$ mm

Reference Value = 6.442 V/m; Power Drift = -0.14 dB

Peak SAR (extrapolated) = 0.420 W/kg

SAR(1 g) = 0.275 W/kg; SAR(10 g) = 0.174 W/kg

Maximum value of SAR (measured) = 0.367 W/kg



0 dB = 0.367 W/kg = -4.35 dBW/kg

Test Laboratory: HUAWEI SAR/HAC Lab

ELE-L29 UMTS Band IV 1513CH Right Tilt-Second Antenna

DUT: ELE-L29; Type: Smart Phone; Serial: SAR4

Communication System: UID 0, HW-UMTS-FDD(WCDMA) (0); Frequency: 1752.6 MHz; Duty Cycle: 1:1

Medium parameters used: $f = 1753$ MHz; $\sigma = 1.379$ S/m; $\epsilon_r = 40.013$; $\rho = 1000$ kg/m³

Phantom section: Right Section

DASY Configuration:

- Probe: EX3DV4 - SN7381; ConvF(8.79, 8.79, 8.79) @ 1752.6 MHz; Calibrated: 2018-9-28
- Sensor-Surface: 1.4mm (Mechanical Surface Detection), $z = 1.0, 31.0$
- Electronics: DAE4 Sn1236; Calibrated: 2018-7-18
- Phantom: SAM7; Type: SAM; Serial: 1594
- DASY52 52.10.1(1476); SEMCAD X 14.6.11(7439)

Configuration/Head/Area Scan (8x14x1): Measurement grid: $dx=15$ mm, $dy=15$ mm

Maximum value of SAR (measured) = 0.408 W/kg


Configuration/Head/Zoom Scan (5x5x7)/Cube 0: Measurement grid: $dx=8$ mm, $dy=8$ mm, $dz=5$ mm

Reference Value = 11.72 V/m; Power Drift = -0.19 dB

Peak SAR (extrapolated) = 0.657 W/kg

SAR(1 g) = 0.354 W/kg; SAR(10 g) = 0.174 W/kg

Maximum value of SAR (measured) = 0.544 W/kg



0 dB = 0.544 W/kg = -2.64 dBW/kg

Test Laboratory: HUAWEI SAR/HAC Lab

ELE-L29 UMTS Band IV 1413CH Left Cheek-Main Antenna

DUT: ELE-L29; Type: Smart Phone; Serial: SAR4

Communication System: UID 0, HW-UMTS-FDD(WCDMA) (0); Frequency: 1732.6 MHz; Duty Cycle: 1:1

Medium parameters used: $f = 1733$ MHz; $\sigma = 1.366$ S/m; $\epsilon_r = 40.037$; $\rho = 1000$ kg/m³

Phantom section: Left Section

DASY Configuration:

- Probe: EX3DV4 - SN7381; ConvF(8.79, 8.79, 8.79) @ 1732.6 MHz; Calibrated: 2018-9-28
- Sensor-Surface: 1.4mm (Mechanical Surface Detection), $z = 1.0, 31.0$
- Electronics: DAE4 Sn1236; Calibrated: 2018-7-18
- Phantom: SAM7; Type: SAM; Serial: 1594
- DASY52 52.10.1(1476); SEMCAD X 14.6.11(7439)

Configuration/Head/Area Scan (8x14x1): Measurement grid: $dx=15$ mm, $dy=15$ mm

Maximum value of SAR (measured) = 0.274 W/kg

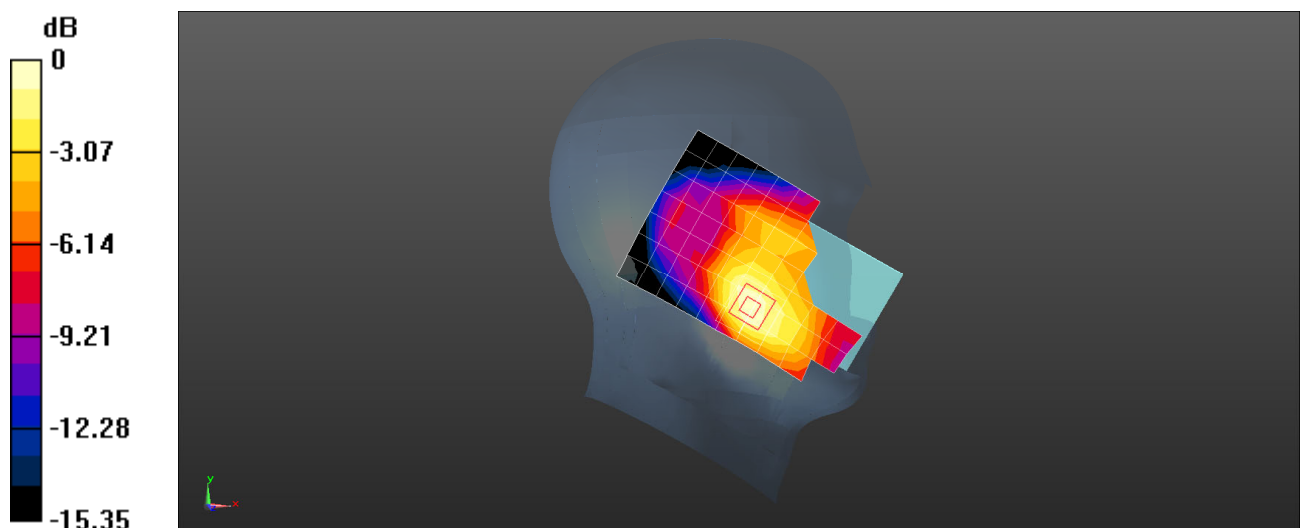
Configuration/Head/Zoom Scan (5x5x7)/Cube 0: Measurement grid: $dx=8$ mm, $dy=8$ mm, $dz=5$ mm

Reference Value = 6.625 V/m; Power Drift = -0.03 dB

Peak SAR (extrapolated) = 0.336 W/kg

SAR(1 g) = 0.235 W/kg; SAR(10 g) = 0.156 W/kg

Maximum value of SAR (measured) = 0.302 W/kg



0 dB = 0.302 W/kg = -5.20 dBW/kg

Test Laboratory: HUAWEI SAR/HAC Lab

ELE-L29 UMTS Band IV 1413CH Back Side 15mm-Second Antenna

DUT: ELE-L29; Type: Smart Phone; Serial: SAR4

Communication System: UID 0, HW-UMTS-FDD(WCDMA) (0); Frequency: 1732.6 MHz; Duty Cycle: 1:1

Medium parameters used: $f = 1733$ MHz; $\sigma = 1.449$ S/m; $\epsilon_r = 52.109$; $\rho = 1000$ kg/m³

Phantom section: Center Section

DASY Configuration:

- Probe: EX3DV4 - SN7381; ConvF(8.61, 8.61, 8.61) @ 1732.6 MHz; Calibrated: 2018-9-28
- Sensor-Surface: 1.4mm (Mechanical Surface Detection), $z = 1.0, 31.0$
- Electronics: DAE4 Sn1236; Calibrated: 2018-7-18
- Phantom: Triple Flat Phantom 5.1C; Type: MFP V5.1 C; Serial: 1176/2
- DASY52 52.10.1(1476); SEMCAD X 14.6.11(7439)

Configuration/Body/Area Scan (13x8x1): Measurement grid: $dx=15$ mm, $dy=15$ mm

Maximum value of SAR (measured) = 0.370 W/kg

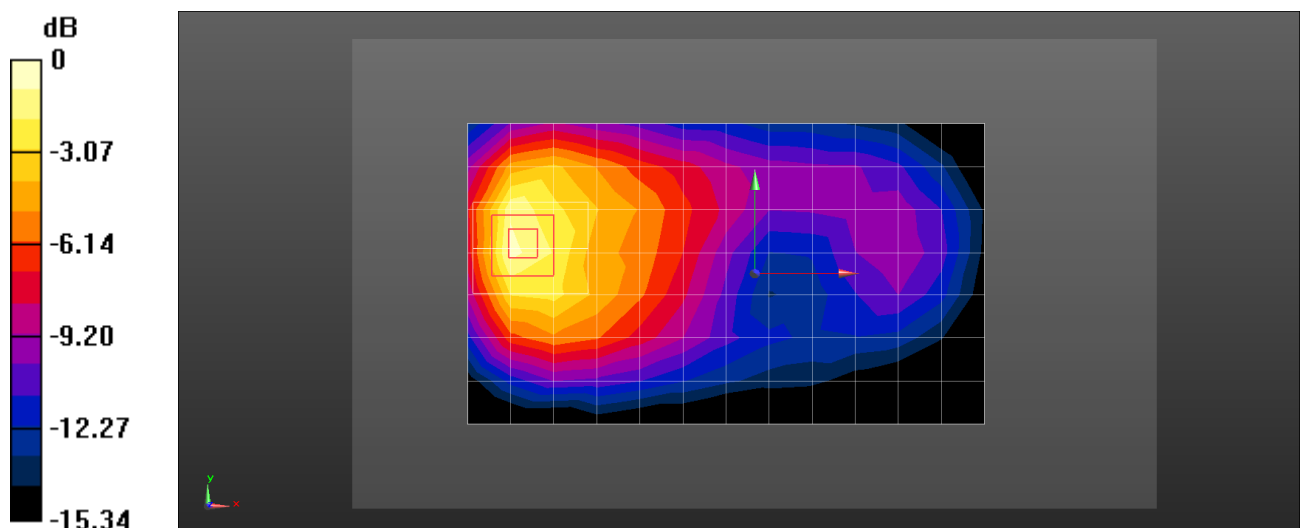
Configuration/Body/Zoom Scan (6x5x7)/Cube 0: Measurement grid: $dx=8$ mm, $dy=8$ mm, $dz=5$ mm

Reference Value = 4.280 V/m; Power Drift = 0.11 dB

Peak SAR (extrapolated) = 0.502 W/kg

SAR(1 g) = 0.307 W/kg; SAR(10 g) = 0.175 W/kg

Maximum value of SAR (measured) = 0.427 W/kg



0 dB = 0.427 W/kg = -3.70 dBW/kg

Test Laboratory: HUAWEI SAR/HAC Lab

ELE-L29 UMTS Band IV 1413CH Front Side 15mm with SIM2-Main Antenna

DUT: ELE-L29; Type: Smart Phone; Serial: SAR4

Communication System: UID 0, HW-UMTS-FDD(WCDMA) (0); Frequency: 1732.6 MHz; Duty Cycle: 1:1

Medium parameters used: $f = 1733$ MHz; $\sigma = 1.449$ S/m; $\epsilon_r = 52.109$; $\rho = 1000$ kg/m³

Phantom section: Center Section

DASY Configuration:

- Probe: EX3DV4 - SN7381; ConvF(8.61, 8.61, 8.61) @ 1732.6 MHz; Calibrated: 2018-9-28
- Sensor-Surface: 1.4mm (Mechanical Surface Detection), $z = 1.0, 31.0$
- Electronics: DAE4 Sn1236; Calibrated: 2018-7-18
- Phantom: Triple Flat Phantom 5.1C; Type: MFP V5.1 C; Serial: 1176/2
- DASY52 52.10.1(1476); SEMCAD X 14.6.11(7439)

Configuration/Body/Area Scan (13x8x1): Measurement grid: $dx=15$ mm, $dy=15$ mm

Maximum value of SAR (measured) = 0.473 W/kg

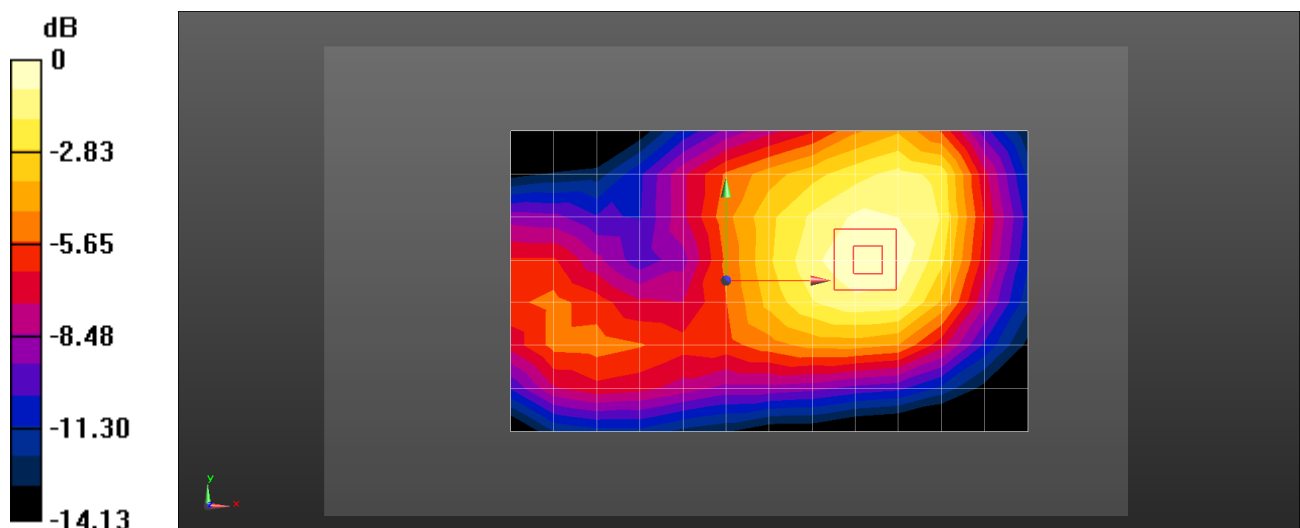
Configuration/Body/Zoom Scan (7x5x7)/Cube 0: Measurement grid: $dx=8$ mm, $dy=8$ mm, $dz=5$ mm

Reference Value = 9.969 V/m; Power Drift = -0.13 dB

Peak SAR (extrapolated) = 0.562 W/kg

SAR(1 g) = 0.368 W/kg; SAR(10 g) = 0.244 W/kg

Maximum value of SAR (measured) = 0.490 W/kg



0 dB = 0.490 W/kg = -3.10 dBW/kg

Test Laboratory: HUAWEI SAR/HAC Lab

ELE-L29 UMTS Band IV 1413CH Top Side 10mm-Second Antenna

DUT: ELE-L29; Type: Smart Phone; Serial: SAR4

Communication System: UID 0, HW-UMTS-FDD(WCDMA) (0); Frequency: 1732.6 MHz; Duty Cycle: 1:1

Medium parameters used: $f = 1733$ MHz; $\sigma = 1.449$ S/m; $\epsilon_r = 52.109$; $\rho = 1000$ kg/m³

Phantom section: Center Section

DASY Configuration:

- Probe: EX3DV4 - SN7381; ConvF(8.61, 8.61, 8.61) @ 1732.6 MHz; Calibrated: 2018-9-28
- Sensor-Surface: 1.4mm (Mechanical Surface Detection), $z = 1.0, 31.0$
- Electronics: DAE4 Sn1236; Calibrated: 2018-7-18
- Phantom: Triple Flat Phantom 5.1C; Type: MFP V5.1 C; Serial: 1176/2
- DASY52 52.10.1(1476); SEMCAD X 14.6.11(7439)

Configuration/Body/Area Scan (9x6x1): Measurement grid: $dx=15$ mm, $dy=15$ mm

Maximum value of SAR (measured) = 0.263 W/kg

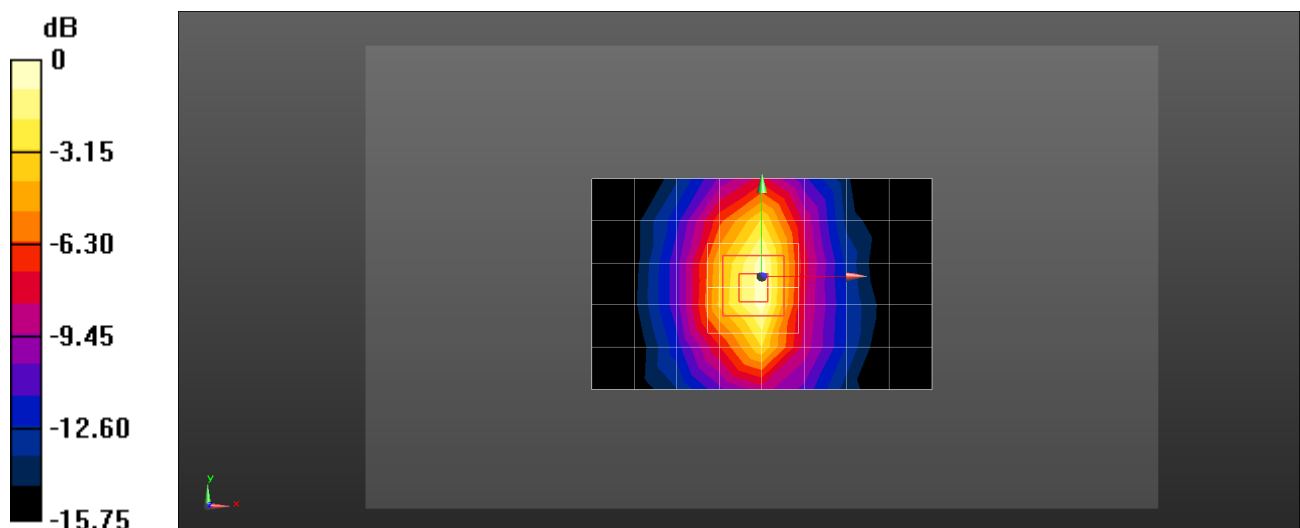
Configuration/Body/Zoom Scan (5x5x7)/Cube 0: Measurement grid: $dx=8$ mm, $dy=8$ mm, $dz=5$ mm

Reference Value = 14.22 V/m; Power Drift = 0.02 dB

Peak SAR (extrapolated) = 0.329 W/kg

SAR(1 g) = 0.205 W/kg; SAR(10 g) = 0.115 W/kg

Maximum value of SAR (measured) = 0.290 W/kg



0 dB = 0.290 W/kg = -5.38 dBW/kg

Test Laboratory: HUAWEI SAR/HAC Lab

ELE-L29 UMTS Band IV 1413CH Bottom Side 10mm-Main Antenna

DUT: ELE-L29; Type: Smart Phone; Serial: SAR4

Communication System: UID 0, HW-UMTS-FDD(WCDMA) (0); Frequency: 1732.6 MHz; Duty Cycle: 1:1

Medium parameters used: $f = 1733$ MHz; $\sigma = 1.449$ S/m; $\epsilon_r = 52.109$; $\rho = 1000$ kg/m³

Phantom section: Center Section

DASY Configuration:

- Probe: EX3DV4 - SN7381; ConvF(8.61, 8.61, 8.61) @ 1732.6 MHz; Calibrated: 2018-9-28
- Sensor-Surface: 1.4mm (Mechanical Surface Detection), $z = 1.0, 31.0$
- Electronics: DAE4 Sn1236; Calibrated: 2018-7-18
- Phantom: Triple Flat Phantom 5.1C; Type: MFP V5.1 C; Serial: 1176/2
- DASY52 52.10.1(1476); SEMCAD X 14.6.11(7439)

Configuration/Body/Area Scan (9x6x1): Measurement grid: $dx=15$ mm, $dy=15$ mm

Maximum value of SAR (measured) = 0.671 W/kg

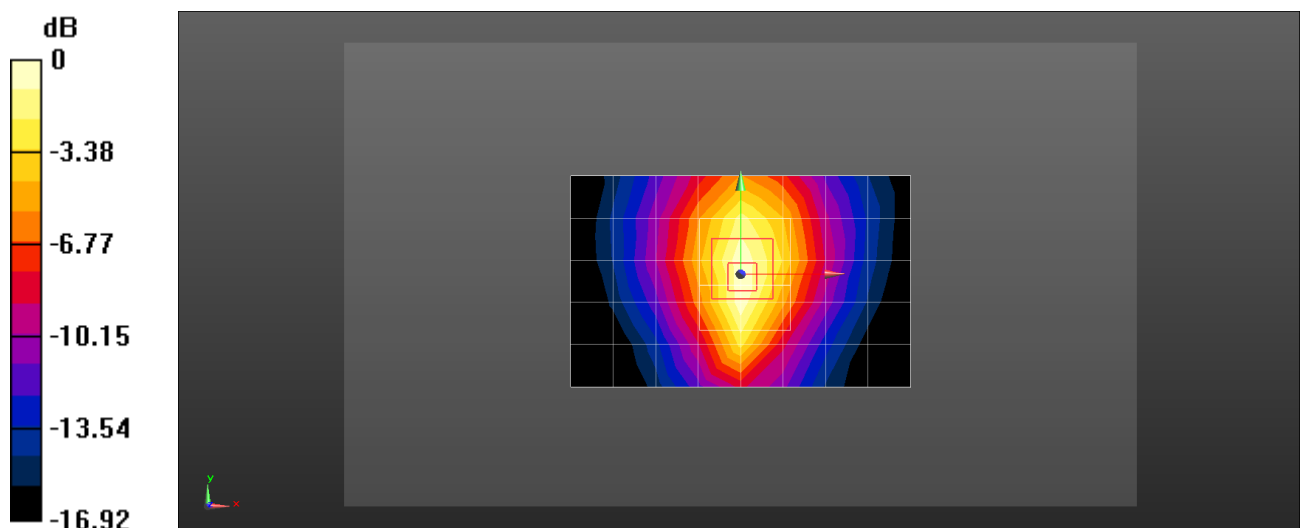
Configuration/Body/Zoom Scan (5x6x7)/Cube 0: Measurement grid: $dx=8$ mm, $dy=8$ mm, $dz=5$ mm

Reference Value = 22.71 V/m; Power Drift = -0.09 dB

Peak SAR (extrapolated) = 0.814 W/kg

SAR(1 g) = 0.492 W/kg; SAR(10 g) = 0.286 W/kg

Maximum value of SAR (measured) = 0.701 W/kg



0 dB = 0.701 W/kg = -1.54 dBW/kg

Test Laboratory: HUAWEI SAR/HAC Lab

ELE-L29 UMTS Band IV 1413CH Bottom Side 0mm with Battery2-Main Antenna

DUT: ELE-L29; Type: Smart Phone; Serial: SAR4

Communication System: UID 0, HW-UMTS-FDD(WCDMA) (0); Frequency: 1732.6 MHz; Duty Cycle: 1:1

Medium parameters used: $f = 1733$ MHz; $\sigma = 1.449$ S/m; $\epsilon_r = 52.109$; $\rho = 1000$ kg/m³

Phantom section: Center Section

DASY Configuration:

- Probe: EX3DV4 - SN7381; ConvF(8.61, 8.61, 8.61) @ 1732.6 MHz; Calibrated: 2018-9-28
- Sensor-Surface: 1.4mm (Mechanical Surface Detection), $z = 1.0, 31.0$
- Electronics: DAE4 Sn1236; Calibrated: 2018-7-18
- Phantom: Triple Flat Phantom 5.1C; Type: MFP V5.1 C; Serial: 1176/2
- DASY52 52.10.1(1476); SEMCAD X 14.6.11(7439)

Configuration/Body/Area Scan (5x9x1): Measurement grid: $dx=15$ mm, $dy=15$ mm

Maximum value of SAR (measured) = 4.67 W/kg

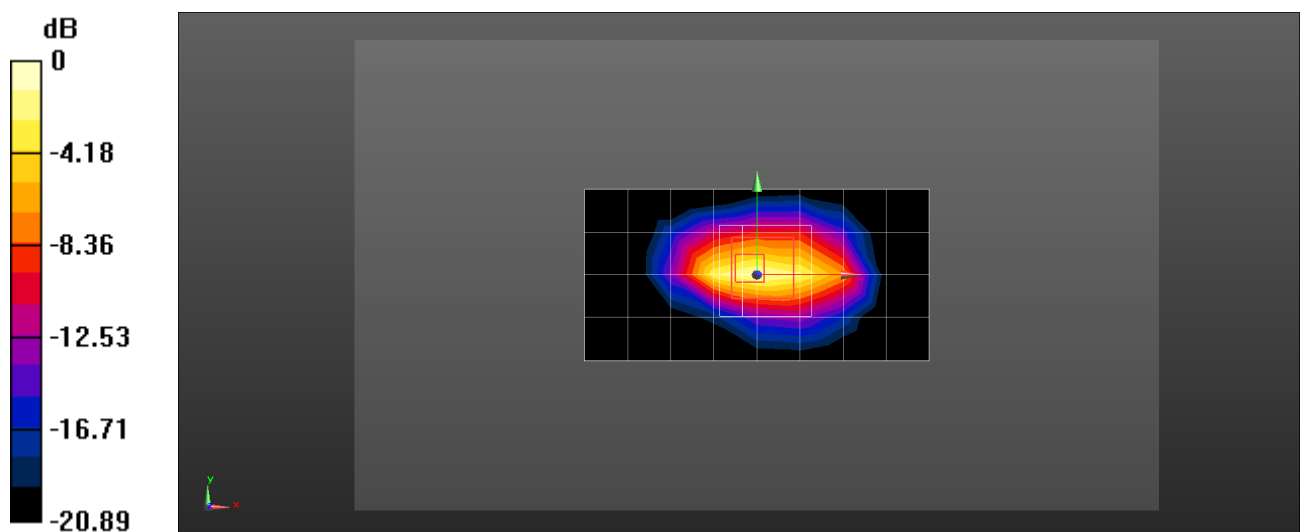
Configuration/Body/Zoom Scan (5x5x7)/Cube 0: Measurement grid: $dx=8$ mm, $dy=8$ mm, $dz=5$ mm

Reference Value = 58.78 V/m; Power Drift = 0.13 dB

Peak SAR (extrapolated) = 6.72 W/kg

SAR(1 g) = 2.67 W/kg; SAR(10 g) = 1.21 W/kg

Maximum value of SAR (measured) = 5.50 W/kg



0 dB = 5.50 W/kg = 7.40 dBW/kg

Test Laboratory: HUAWEI SAR/HAC Lab

ELE-L29 UMTS Band V 4233CH Right Cheek with Battery2-Second Antenna

DUT: ELE-L29; Type: Smart Phone; Serial: SAR6

Communication System: UID 0, HW-UMTS-FDD(WCDMA) (0); Frequency: 846.6 MHz; Duty Cycle: 1:1

Medium parameters used: $f = 847$ MHz; $\sigma = 0.938$ S/m; $\epsilon_r = 40.525$; $\rho = 1000$ kg/m³

Phantom section: Right Section

DASY Configuration:

- Probe: EX3DV4 - SN3736; ConvF(8.86, 8.86, 8.86) @ 846.6 MHz; Calibrated: 2018-4-27
- Sensor-Surface: 1.4mm (Mechanical Surface Detection), $z = 1.0, 31.0$
- Electronics: DAE4 Sn851; Calibrated: 2018-7-18
- Phantom: SAM9; Type: SAM; Serial: 1958
- DASY52 52.10.1(1476); SEMCAD X 14.6.11(7439)

Configuration/Head/Area Scan (9x14x1): Measurement grid: $dx=15$ mm, $dy=15$ mm

Maximum value of SAR (measured) = 0.536 W/kg

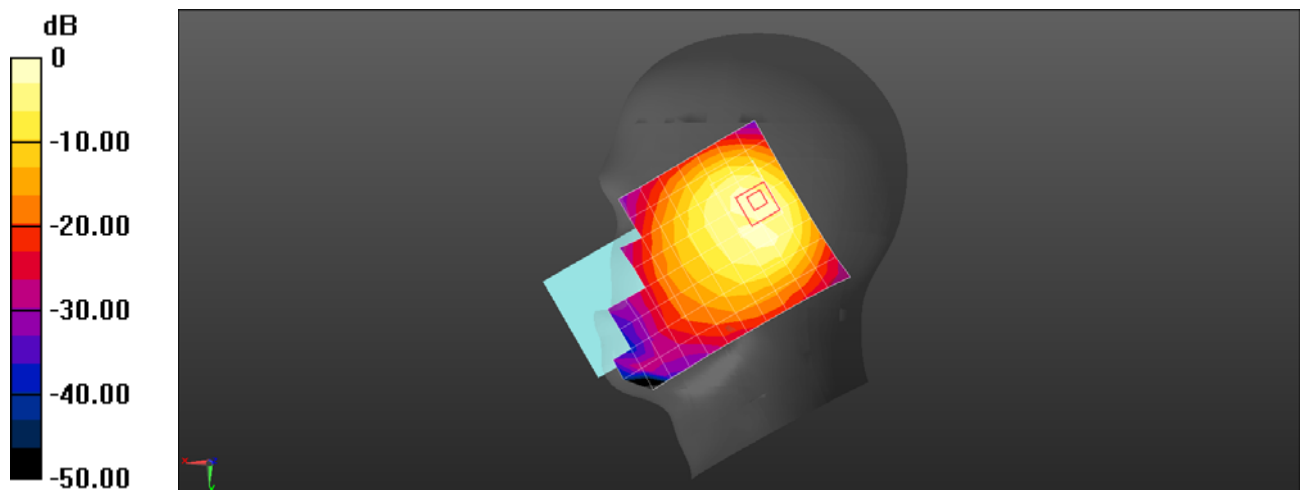
Configuration/Head/Zoom Scan (6x5x7)/Cube 0: Measurement grid: $dx=8$ mm, $dy=8$ mm, $dz=5$ mm

Reference Value = 18.50 V/m; Power Drift = -0.06 dB

Peak SAR (extrapolated) = 0.663 W/kg

SAR(1 g) = 0.296 W/kg; SAR(10 g) = 0.150 W/kg

Maximum value of SAR (measured) = 0.480 W/kg



0 dB = 0.536 W/kg = -2.71 dBW/kg

Test Laboratory: HUAWEI SAR/HAC Lab

ELE-L29 UMTS Band V 4132CH Right Cheek-Main Antenna

DUT: ELE-L29; Type: Smart Phone; Serial: SAR6

Communication System: UID 0, HW-UMTS-FDD(WCDMA) (0); Frequency: 826.4 MHz; Duty Cycle: 1:1

Medium parameters used (interpolated): $f = 826.4$ MHz; $\sigma = 0.931$ S/m; $\epsilon_r = 40.584$; $\rho = 1000$ kg/m³

Phantom section: Right Section

DASY Configuration:

- Probe: EX3DV4 - SN3736; ConvF(8.86, 8.86, 8.86) @ 826.4 MHz; Calibrated: 2018-4-27
- Sensor-Surface: 1.4mm (Mechanical Surface Detection), $z = 1.0, 31.0$
- Electronics: DAE4 Sn851; Calibrated: 2018-7-18
- Phantom: SAM9; Type: SAM; Serial: 1958
- DASY52 52.10.1(1476); SEMCAD X 14.6.11(7439)

Configuration/Head/Area Scan (9x14x1): Measurement grid: $dx=15$ mm, $dy=15$ mm

[Info: Interpolated medium parameters used for SAR evaluation.](#)

Maximum value of SAR (measured) = 0.137 W/kg

Configuration/Head/Zoom Scan (6x5x7)/Cube 0: Measurement grid: $dx=8$ mm, $dy=8$ mm, $dz=5$ mm

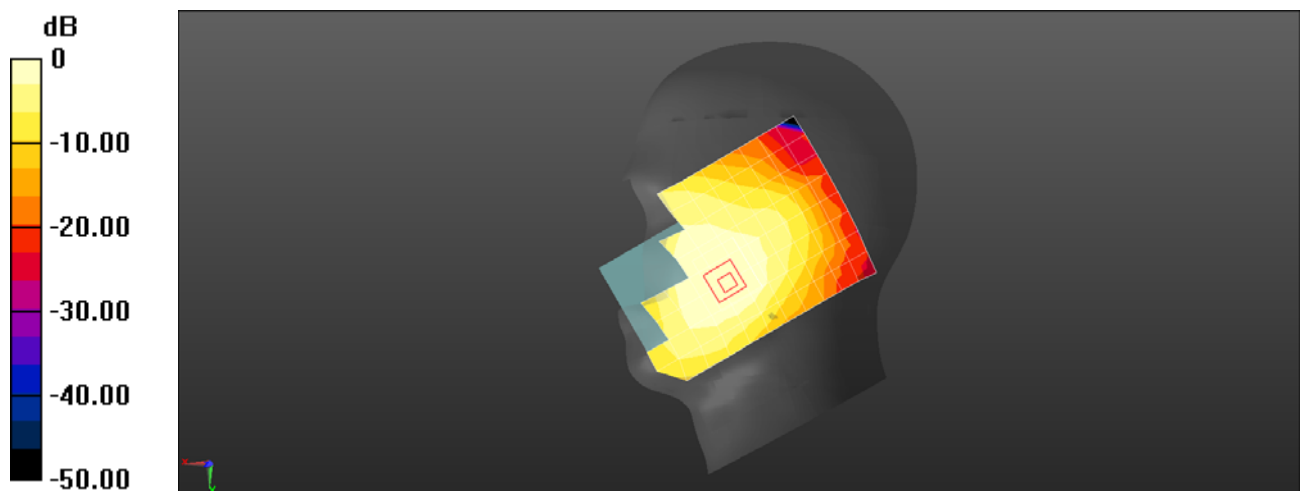
Reference Value = 3.793 V/m; Power Drift = 0.12 dB

Peak SAR (extrapolated) = 0.149 W/kg

SAR(1 g) = 0.119 W/kg; SAR(10 g) = 0.092 W/kg

[Info: Interpolated medium parameters used for SAR evaluation.](#)

Maximum value of SAR (measured) = 0.137 W/kg



0 dB = 0.137 W/kg = -8.62 dBW/kg

Test Laboratory: HUAWEI SAR/HAC Lab

ELE-L29 UMTS Band V 4233CH Back Side 15mm-Second Antenna

DUT: ELE-L29; Type: Smart Phone; Serial: SAR1

Communication System: UID 0, HW-UMTS-FDD(WCDMA) (0); Frequency: 846.6 MHz; Duty Cycle: 1:1

Medium parameters used: $f = 847$ MHz; $\sigma = 1.011$ S/m; $\epsilon_r = 53.773$; $\rho = 1000$ kg/m³

Phantom section: Flat Section

DASY Configuration:

- Probe: EX3DV4 - SN3744; ConvF(9.12, 9.12, 9.12) @ 846.6 MHz; Calibrated: 2018-7-25
- Sensor-Surface: 1.4mm (Mechanical Surface Detection), $z = 1.0, 31.0$
- Electronics: DAE3 Sn393; Calibrated: 2018-8-14
- Phantom: SAM2; Type: SAM; Serial: 1474
- DASY52 52.10.1(1476); SEMCAD X 14.6.11(7439)

Configuration/Body/Area Scan (9x14x1): Measurement grid: $dx=15$ mm, $dy=15$ mm

Maximum value of SAR (measured) = 0.211 W/kg

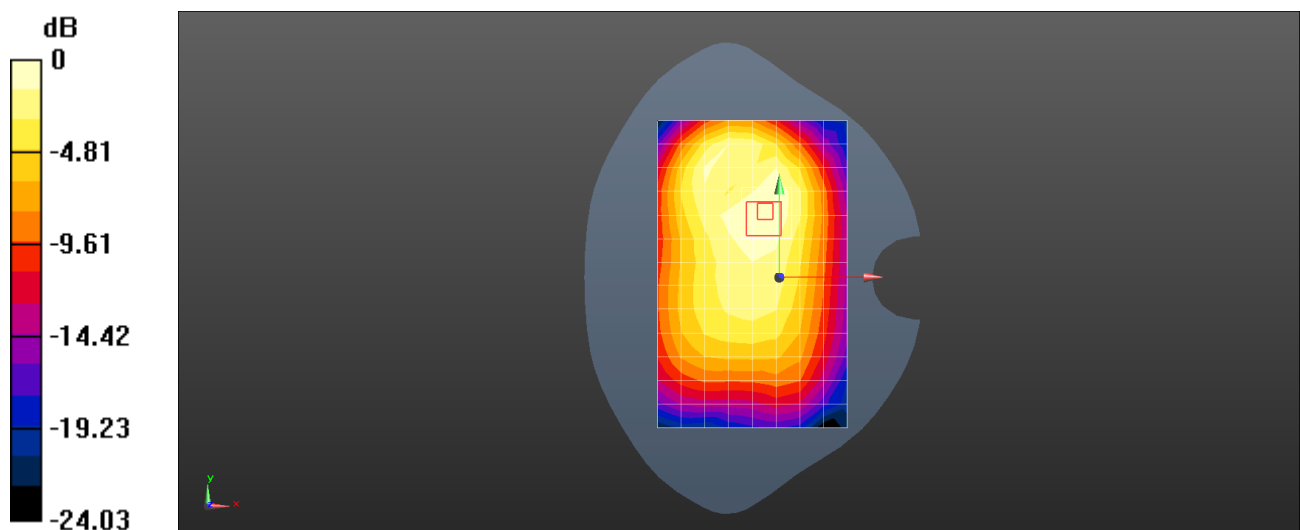
Configuration/Body/Zoom Scan (5x5x7)/Cube 0: Measurement grid: $dx=8$ mm, $dy=8$ mm, $dz=5$ mm

Reference Value = 12.22 V/m; Power Drift = -0.03 dB

Peak SAR (extrapolated) = 0.247 W/kg

SAR(1 g) = 0.178 W/kg; SAR(10 g) = 0.125 W/kg

Maximum value of SAR (measured) = 0.219 W/kg



0 dB = 0.211 W/kg = -6.76 dBW/kg

Test Laboratory: HUAWEI SAR/HAC Lab

ELE-L29 UMTS Band V 4132CH Back Side 15mm with Battery2-Main Antenna

DUT: ELE-L29; Type: Smart Phone; Serial: SAR1

Communication System: UID 0, HW-UMTS-FDD(WCDMA) (0); Frequency: 826.4 MHz; Duty Cycle: 1:1

Medium parameters used (interpolated): $f = 826.4$ MHz; $\sigma = 1.002$ S/m; $\epsilon_r = 53.819$; $\rho = 1000$ kg/m³

Phantom section: Flat Section

DASY Configuration:

- Probe: EX3DV4 - SN3744; ConvF(9.12, 9.12, 9.12) @ 826.4 MHz; Calibrated: 2018-7-25
- Sensor-Surface: 1.4mm (Mechanical Surface Detection), $z = 1.0, 31.0$
- Electronics: DAE3 Sn393; Calibrated: 2018-8-14
- Phantom: SAM2; Type: SAM; Serial: 1474
- DASY52 52.10.1(1476); SEMCAD X 14.6.11(7439)

Configuration/Body/Area Scan (9x14x1): Measurement grid: $dx=15$ mm, $dy=15$ mm

[Info: Interpolated medium parameters used for SAR evaluation.](#)

Maximum value of SAR (measured) = 0.350 W/kg

Configuration/Body/Zoom Scan (5x5x7)/Cube 0: Measurement grid: $dx=8$ mm, $dy=8$ mm, $dz=5$ mm

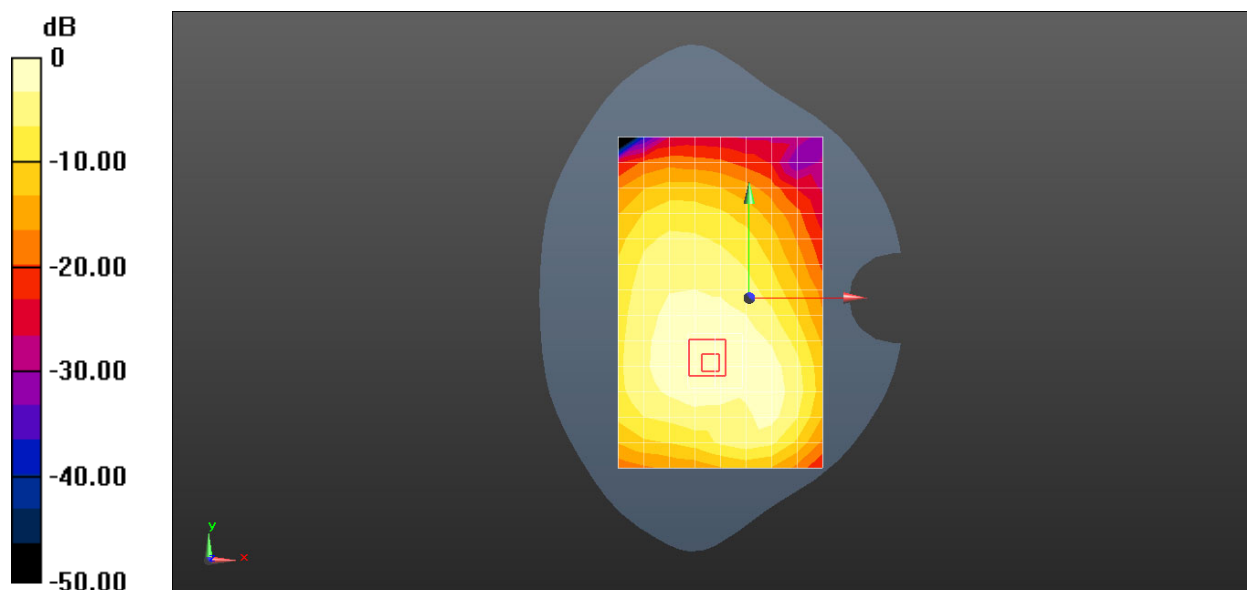
Reference Value = 13.45 V/m; Power Drift = -0.00 dB

Peak SAR (extrapolated) = 0.388 W/kg

SAR(1 g) = 0.289 W/kg; SAR(10 g) = 0.210 W/kg

[Info: Interpolated medium parameters used for SAR evaluation.](#)

Maximum value of SAR (measured) = 0.355 W/kg



0 dB = 0.350 W/kg = -4.56 dBW/kg

Test Laboratory: HUAWEI SAR/HAC Lab

ELE-L29 UMTS Band V 4233CH Back Side 10mm with Battery2-Main Antenna

DUT: ELE-L29; Type: Smart Phone; Serial: SAR1

Communication System: UID 0, HW-UMTS-FDD(WCDMA) (0); Frequency: 846.6 MHz; Duty Cycle: 1:1

Medium parameters used: $f = 847$ MHz; $\sigma = 1.011$ S/m; $\epsilon_r = 53.773$; $\rho = 1000$ kg/m³

Phantom section: Flat Section

DASY Configuration:

- Probe: EX3DV4 - SN3744; ConvF(9.12, 9.12, 9.12) @ 846.6 MHz; Calibrated: 2018-7-25
- Sensor-Surface: 1.4mm (Mechanical Surface Detection), $z = 1.0, 31.0$
- Electronics: DAE3 Sn393; Calibrated: 2018-8-14
- Phantom: SAM2; Type: SAM; Serial: 1474
- DASY52 52.10.1(1476); SEMCAD X 14.6.11(7439)

Configuration/Body/Area Scan (9x14x1): Measurement grid: $dx=15$ mm, $dy=15$ mm

Maximum value of SAR (measured) = 0.173 W/kg

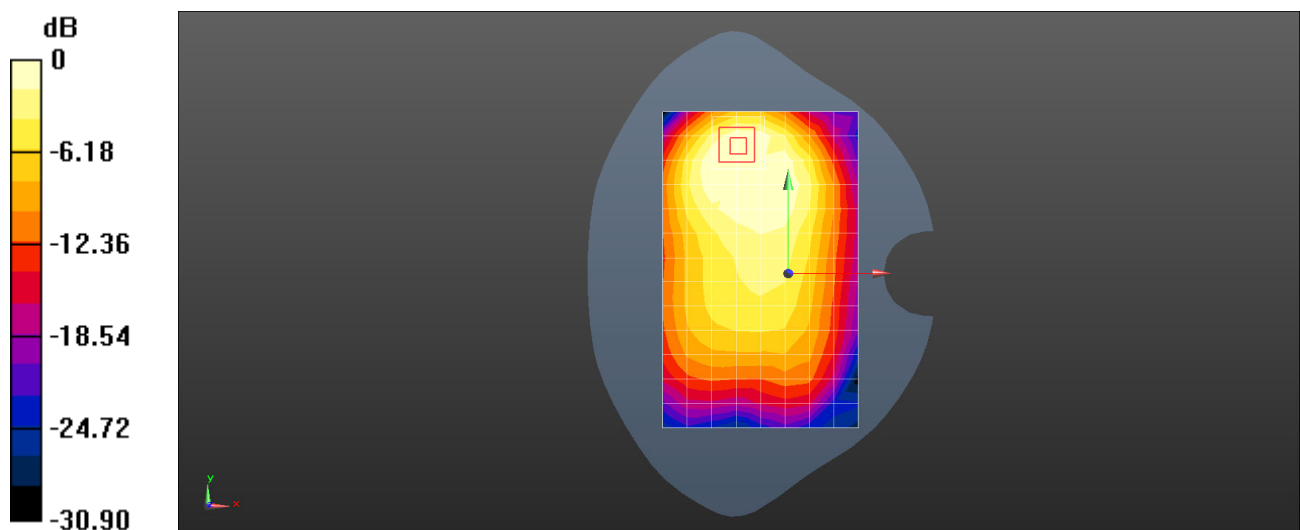
Configuration/Body/Zoom Scan (5x5x7)/Cube 0: Measurement grid: $dx=8$ mm, $dy=8$ mm, $dz=5$ mm

Reference Value = 9.284 V/m; Power Drift = -0.05 dB

Peak SAR (extrapolated) = 0.289 W/kg

SAR(1 g) = 0.158 W/kg; SAR(10 g) = 0.087 W/kg

Maximum value of SAR (measured) = 0.224 W/kg



0 dB = 0.173 W/kg = -7.61 dBW/kg

Test Laboratory: HUAWEI SAR/HAC Lab

ELE-L29 UMTS Band V 4182CH Back Side 10mm-Main Antenna

DUT: ELE-L29; Type: Smart Phone; Serial: SAR1

Communication System: UID 0, HW-UMTS-FDD(WCDMA) (0); Frequency: 836.4 MHz; Duty Cycle: 1:1

Medium parameters used (interpolated): $f = 836.4$ MHz; $\sigma = 1.007$ S/m; $\epsilon_r = 53.791$; $\rho = 1000$ kg/m³

Phantom section: Flat Section

DASY Configuration:

- Probe: EX3DV4 - SN3744; ConvF(9.12, 9.12, 9.12) @ 836.4 MHz; Calibrated: 2018-7-25
- Sensor-Surface: 1.4mm (Mechanical Surface Detection), $z = 1.0, 31.0$
- Electronics: DAE3 Sn393; Calibrated: 2018-8-14
- Phantom: SAM2; Type: SAM; Serial: 1474
- DASY52 52.10.1(1476); SEMCAD X 14.6.11(7439)

Configuration/Body/Area Scan (9x14x1): Measurement grid: $dx=15$ mm, $dy=15$ mm

[Info: Interpolated medium parameters used for SAR evaluation.](#)

Maximum value of SAR (measured) = 0.469 W/kg

Configuration/Body/Zoom Scan (9x7x7)/Cube 0: Measurement grid: $dx=8$ mm, $dy=8$ mm, $dz=5$ mm

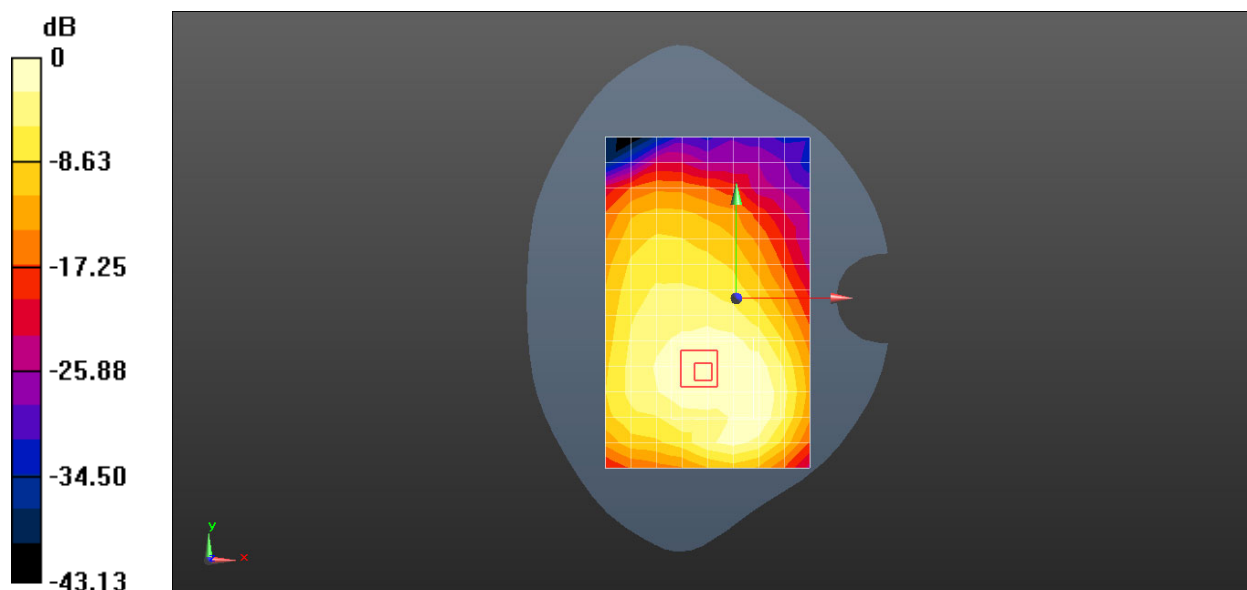
Reference Value = 12.63 V/m; Power Drift = -0.07 dB

Peak SAR (extrapolated) = 0.599 W/kg

SAR(1 g) = 0.368 W/kg; SAR(10 g) = 0.261 W/kg

[Info: Interpolated medium parameters used for SAR evaluation.](#)

Maximum value of SAR (measured) = 0.510 W/kg



0 dB = 0.469 W/kg = -3.29 dBW/kg

Test Laboratory: HUAWEI SAR/HAC Lab

ELE-L29 LTE Band 2 20M QPSK 50%RB 0 Offset 18700CH Right Cheek-Second Antenna

DUT: ELE-L29; Type: Smart Phone; Serial: SAR5

Communication System: UID 0, LTE-FDD (SC-FDMA, 20MHz, QPSK/16-QAM) (0); Frequency: 1860 MHz; Duty Cycle: 1:1

Medium parameters used: $f = 1860$ MHz; $\sigma = 1.398$ S/m; $\epsilon_r = 39.449$; $\rho = 1000$ kg/m³

Phantom section: Right Section

DASY Configuration:

- Probe: EX3DV4 - SN7489; ConvF(8.66, 8.66, 8.66) @ 1860 MHz; Calibrated: 2018-1-9
- Sensor-Surface: 1.4mm (Mechanical Surface Detection), $z = 1.0, 31.0$
- Electronics: DAE4 Sn1531; Calibrated: 2018-1-3
- Phantom: SAM8; Type: SAM; Serial: 1940
- DASY52 52.10.1(1476); SEMCAD X 14.6.11(7439)

Configuration/Head/Area Scan (9x14x1): Measurement grid: $dx=15$ mm, $dy=15$ mm

Maximum value of SAR (measured) = 0.345 W/kg

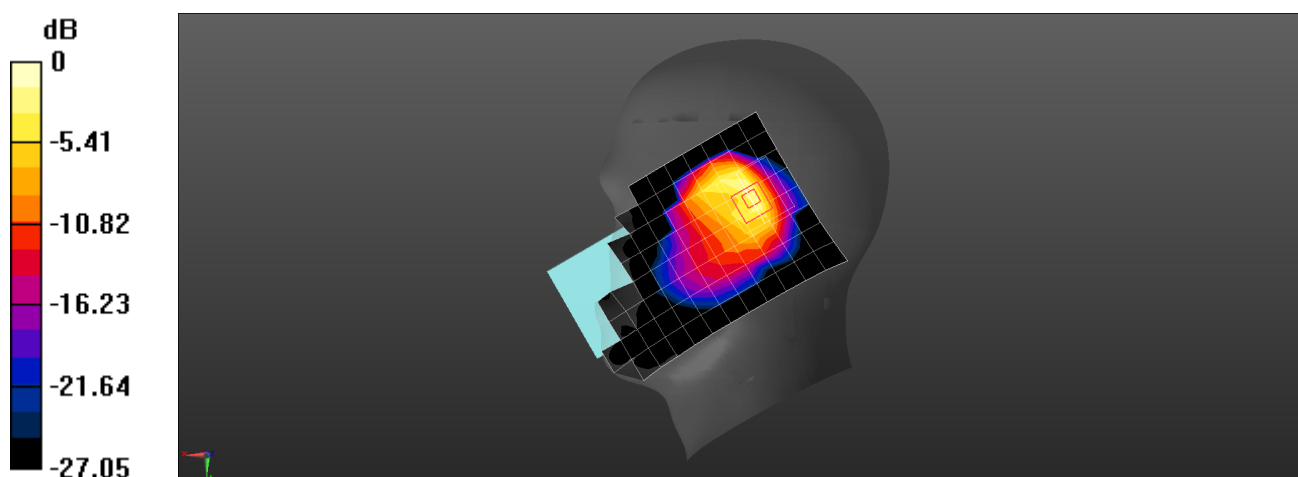
Configuration/Head/Zoom Scan (6x6x7)/Cube 0: Measurement grid: $dx=8$ mm, $dy=8$ mm, $dz=5$ mm

Reference Value = 17.93 V/m; Power Drift = -0.02 dB

Peak SAR (extrapolated) = 0.612 W/kg

SAR(1 g) = 0.288 W/kg; SAR(10 g) = 0.136 W/kg

Maximum value of SAR (measured) = 0.506 W/kg



0 dB = 0.506 W/kg = -2.96 dBW/kg

Test Laboratory: HUAWEI SAR/HAC Lab

ELE-L29 LTE Band 2 20M QPSK 1RB 0 Offset 18700CH Left Cheek-Main Antenna

DUT: ELE-L29; Type: Smart Phone; Serial: SAR5

Communication System: UID 0, LTE-FDD (SC-FDMA, 20MHz, QPSK/16-QAM) (0); Frequency: 1860 MHz; Duty Cycle: 1:1

Medium parameters used: $f = 1860$ MHz; $\sigma = 1.398$ S/m; $\epsilon_r = 39.449$; $\rho = 1000$ kg/m³

Phantom section: Left Section

DASY Configuration:

- Probe: EX3DV4 - SN7489; ConvF(8.66, 8.66, 8.66) @ 1860 MHz; Calibrated: 2018-1-9
- Sensor-Surface: 1.4mm (Mechanical Surface Detection), $z = 1.0, 31.0$
- Electronics: DAE4 Sn1531; Calibrated: 2018-1-3
- Phantom: SAM8; Type: SAM; Serial: 1940
- DASY52 52.10.1(1476); SEMCAD X 14.6.11(7439)

Configuration/Head/Area Scan (9x14x1): Measurement grid: $dx=15$ mm, $dy=15$ mm

Maximum value of SAR (measured) = 0.153 W/kg


Configuration/Head/Zoom Scan (5x5x7)/Cube 0: Measurement grid: $dx=8$ mm, $dy=8$ mm, $dz=5$ mm

Reference Value = 4.383 V/m; Power Drift = 0.14 dB

Peak SAR (extrapolated) = 0.219 W/kg

SAR(1 g) = 0.141 W/kg; SAR(10 g) = 0.089 W/kg

Maximum value of SAR (measured) = 0.191 W/kg



0 dB = 0.191 W/kg = -7.19 dBW/kg

Test Laboratory: HUAWEI SAR/HAC Lab

ELE-L29 LTE Band 2 20M QPSK 1RB 99 Offset 18700CH Front Side 15mm with Battery2-Second Antenna

DUT: ELE-L29; Type: Smart Phone; Serial: SAR2

Communication System: UID 0, LTE-FDD (SC-FDMA, 20MHz, QPSK/16-QAM) (0); Frequency: 1860 MHz; Duty Cycle: 1:1

Medium parameters used: $f = 1860$ MHz; $\sigma = 1.451$ S/m; $\epsilon_r = 51.695$; $\rho = 1000$ kg/m³

Phantom section: Flat Section

DASY Configuration:

- Probe: EX3DV4 - SN3820; ConvF(7.36, 7.36, 7.36) @ 1860 MHz; Calibrated: 2018-6-26
- Sensor-Surface: 1.4mm (Mechanical Surface Detection), $z = 1.0, 31.0$
- Electronics: DAE4 Sn913; Calibrated: 2018-5-11
- Phantom: SAM4; Type: SAM; Serial: 1620
- DASY52 52.10.1(1476); SEMCAD X 14.6.11(7439)

Configuration/Body/Area Scan (8x13x1): Measurement grid: $dx=15$ mm, $dy=15$ mm

Maximum value of SAR (measured) = 0.219 W/kg

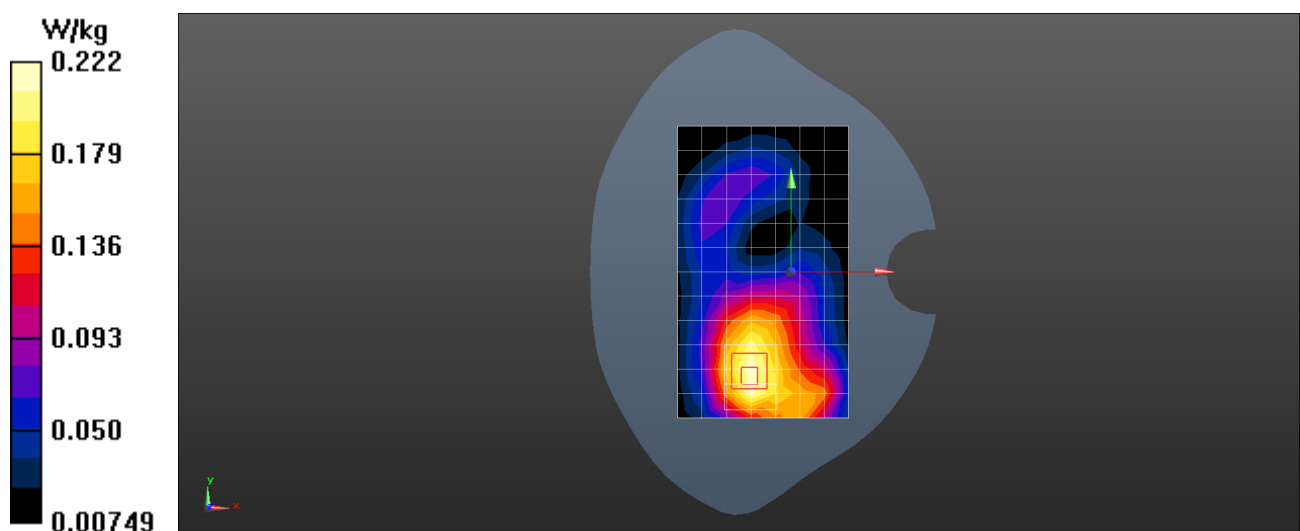
Configuration/Body/Zoom Scan (5x6x7)/Cube 0: Measurement grid: $dx=8$ mm, $dy=8$ mm, $dz=5$ mm

Reference Value = 5.753 V/m; Power Drift = -0.12 dB

Peak SAR (extrapolated) = 0.253 W/kg

SAR(1 g) = 0.168 W/kg; SAR(10 g) = 0.111 W/kg

Maximum value of SAR (measured) = 0.222 W/kg



Test Laboratory: HUAWEI SAR/HAC Lab

ELE-L29 LTE Band 2 20M QPSK 1RB 0 Offset 18700CH Back Side 15mm-Main Antenna

DUT: ELE-L29; Type: Smart Phone; Serial: SAR2

Communication System: UID 0, LTE-FDD (SC-FDMA, 20MHz, QPSK/16-QAM) (0); Frequency: 1860 MHz; Duty Cycle: 1:1

Medium parameters used: $f = 1860$ MHz; $\sigma = 1.451$ S/m; $\epsilon_r = 51.695$; $\rho = 1000$ kg/m³

Phantom section: Flat Section

DASY Configuration:

- Probe: EX3DV4 - SN3820; ConvF(7.36, 7.36, 7.36) @ 1860 MHz; Calibrated: 2018-6-26
- Sensor-Surface: 1.4mm (Mechanical Surface Detection), $z = 1.0, 31.0$
- Electronics: DAE4 Sn913; Calibrated: 2018-5-11
- Phantom: SAM4; Type: SAM; Serial: 1620
- DASY52 52.10.1(1476); SEMCAD X 14.6.11(7439)

Configuration/Body/Area Scan (8x13x1): Measurement grid: $dx=15$ mm, $dy=15$ mm

Maximum value of SAR (measured) = 0.307 W/kg

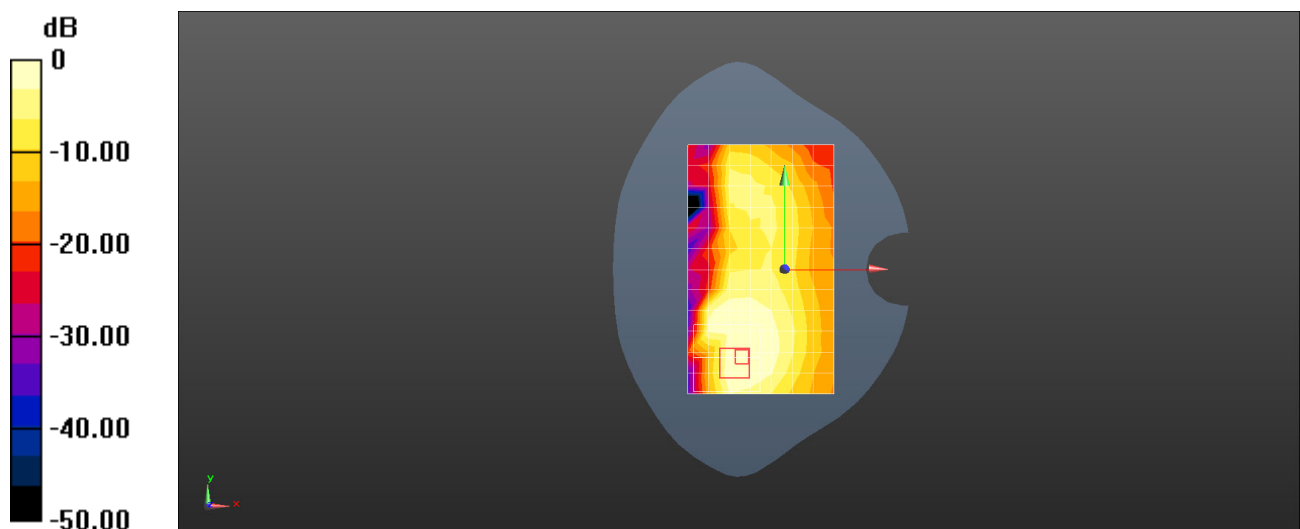
Configuration/Body/Zoom Scan (7x7x7)/Cube 0: Measurement grid: $dx=8$ mm, $dy=8$ mm, $dz=5$ mm

Reference Value = 6.993 V/m; Power Drift = -0.13 dB

Peak SAR (extrapolated) = 0.715 W/kg

SAR(1 g) = 0.323 W/kg; SAR(10 g) = 0.167 W/kg

Maximum value of SAR (measured) = 0.312 W/kg



0 dB = 0.312 W/kg = -5.06 dBW/kg

Test Laboratory: HUAWEI SAR/HAC Lab

ELE-L29 LTE Band 2 20M QPSK 50%RB 25 Offset 18700CH Top Side 10mm-Second Antenna

DUT: ELE-L29; Type: Smart Phone; Serial: SAR2

Communication System: UID 0, LTE-FDD (SC-FDMA, 20MHz, QPSK/16-QAM) (0); Frequency: 1860 MHz; Duty Cycle: 1:1

Medium parameters used: $f = 1860$ MHz; $\sigma = 1.451$ S/m; $\epsilon_r = 51.695$; $\rho = 1000$ kg/m³

Phantom section: Flat Section

DASY Configuration:

- Probe: EX3DV4 - SN3820; ConvF(7.36, 7.36, 7.36) @ 1860 MHz; Calibrated: 2018-6-26
- Sensor-Surface: 1.4mm (Mechanical Surface Detection), $z = 1.0, 31.0$
- Electronics: DAE4 Sn913; Calibrated: 2018-5-11
- Phantom: SAM4; Type: SAM; Serial: 1620
- DASY52 52.10.1(1476); SEMCAD X 14.6.11(7439)

Configuration/Body/Area Scan (5x9x1): Measurement grid: $dx=15$ mm, $dy=15$ mm

Maximum value of SAR (measured) = 0.142 W/kg

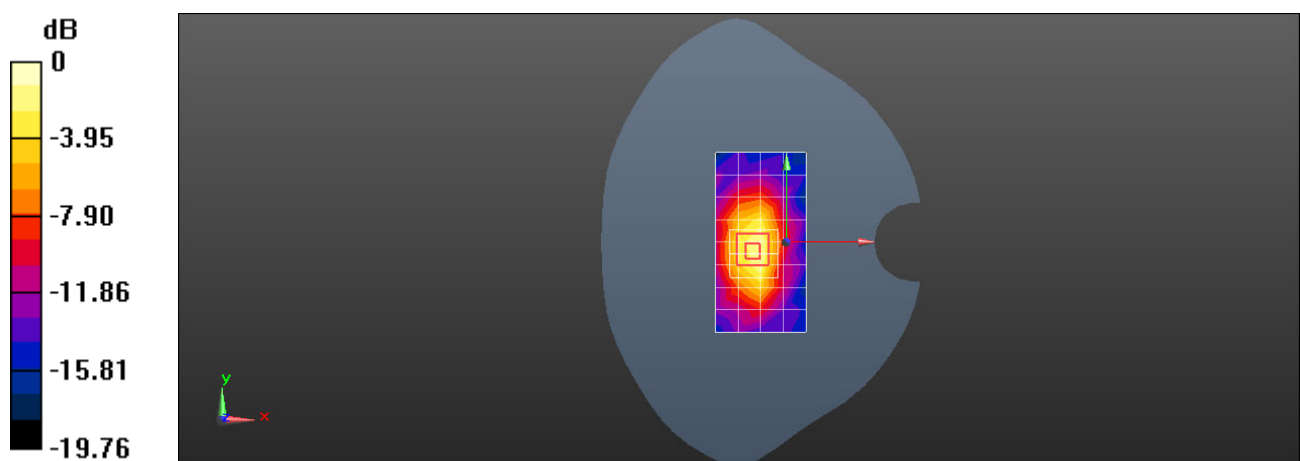
Configuration/Body/Zoom Scan (5x5x7)/Cube 0: Measurement grid: $dx=8$ mm, $dy=8$ mm, $dz=5$ mm

Reference Value = 10.29 V/m; Power Drift = 0.06 dB

Peak SAR (extrapolated) = 0.212 W/kg

SAR(1 g) = 0.125 W/kg; SAR(10 g) = 0.067 W/kg

Maximum value of SAR (measured) = 0.184 W/kg



0 dB = 0.184 W/kg = -7.35 dBW/kg

Test Laboratory: HUAWEI SAR/HAC Lab

ELE-L29 LTE Band 2 20M QPSK 1RB 99 Offset 19100CH Bottom Side 10mm with Battery2-Main Antenna

DUT: ELE-L29; Type: Smart Phone; Serial: SAR2

Communication System: UID 0, LTE-FDD (SC-FDMA, 20MHz, QPSK/16-QAM) (0); Frequency: 1900 MHz; Duty Cycle: 1:1

Medium parameters used: $f = 1900$ MHz; $\sigma = 1.478$ S/m; $\epsilon_r = 51.615$; $\rho = 1000$ kg/m³

Phantom section: Flat Section

DASY Configuration:

- Probe: EX3DV4 - SN3820; ConvF(7.36, 7.36, 7.36) @ 1900 MHz; Calibrated: 2018-6-26
- Sensor-Surface: 1.4mm (Mechanical Surface Detection), $z = 1.0, 31.0$
- Electronics: DAE4 Sn913; Calibrated: 2018-5-11
- Phantom: SAM4; Type: SAM; Serial: 1620
- DASY52 52.10.1(1476); SEMCAD X 14.6.11(7439)

Configuration/Body/Area Scan (5x9x1): Measurement grid: $dx=15$ mm, $dy=15$ mm

Maximum value of SAR (measured) = 0.450 W/kg

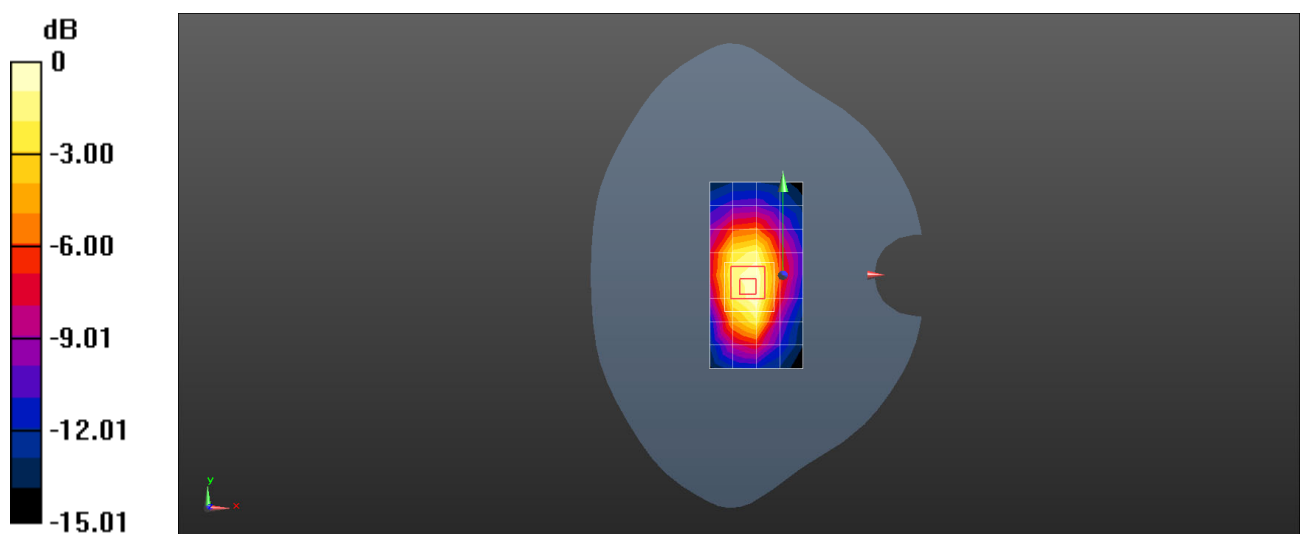
Configuration/Body/Zoom Scan (5x5x7)/Cube 0: Measurement grid: $dx=8$ mm, $dy=8$ mm, $dz=5$ mm

Reference Value = 18.09 V/m; Power Drift = 0.14 dB

Peak SAR (extrapolated) = 0.651 W/kg

SAR(1 g) = 0.386 W/kg; SAR(10 g) = 0.220 W/kg

Maximum value of SAR (measured) = 0.555 W/kg



0 dB = 0.450 W/kg = -3.47 dBW/kg

Test Laboratory: HUAWEI SAR/HAC Lab

ELE-L29 LTE Band 4 20M QPSK 50%RB 50 Offset 20300CH Right Tilt with Battery2-Second Antenna

DUT: ELE-L29; Type: Smart Phone; Serial: SAR5

Communication System: UID 0, LTE-FDD (SC-FDMA, 20MHz, QPSK/16-QAM) (0); Frequency: 1745 MHz; Duty Cycle: 1:1

Medium parameters used (interpolated): $f = 1745$ MHz; $\sigma = 1.33$ S/m; $\epsilon_r = 39.566$; $\rho = 1000$ kg/m³

Phantom section: Right Section

DASY Configuration:

- Probe: EX3DV4 - SN7489; ConvF(8.9, 8.9, 8.9) @ 1745 MHz; Calibrated: 2018-1-9
- Sensor-Surface: 1.4mm (Mechanical Surface Detection), $z = 1.0, 31.0$
- Electronics: DAE4 Sn1531; Calibrated: 2018-1-3
- Phantom: SAM8; Type: SAM; Serial: 1940
- DASY52 52.10.1(1476); SEMCAD X 14.6.11(7439)

Configuration/Head/Area Scan (9x14x1): Measurement grid: dx=15mm, dy=15mm

[Info: Interpolated medium parameters used for SAR evaluation.](#)

Maximum value of SAR (measured) = 0.416 W/kg

Configuration/Head/Zoom Scan (6x5x7)/Cube 0: Measurement grid: dx=8mm, dy=8mm, dz=5mm

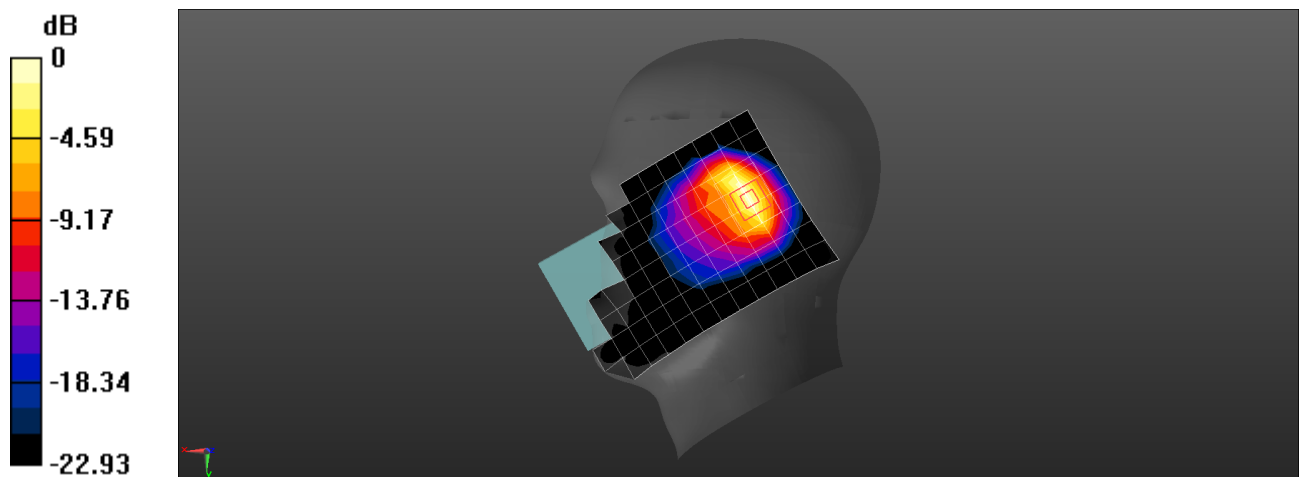
Reference Value = 16.75 V/m; Power Drift = -0.04 dB

Peak SAR (extrapolated) = 0.530 W/kg

SAR(1 g) = 0.286 W/kg; SAR(10 g) = 0.140 W/kg

[Info: Interpolated medium parameters used for SAR evaluation.](#)

Maximum value of SAR (measured) = 0.449 W/kg



0 dB = 0.449 W/kg = -3.48 dBW/kg

Test Laboratory: HUAWEI SAR/HAC Lab

ELE-L29 LTE Band 4 20M QPSK 1RB 0 Offset 20175CH Left Cheek-Main Antenna

DUT: ELE-L29; Type: Smart Phone; Serial: SAR5

Communication System: UID 0, LTE-FDD (SC-FDMA, 20MHz, QPSK/16-QAM) (0); Frequency: 1732.5 MHz; Duty Cycle: 1:1

Medium parameters used: $f = 1733$ MHz; $\sigma = 1.326$ S/m; $\epsilon_r = 39.585$; $\rho = 1000$ kg/m³

Phantom section: Left Section

DASY Configuration:

- Probe: EX3DV4 - SN7489; ConvF(8.9, 8.9, 8.9) @ 1732.5 MHz; Calibrated: 2018-1-9
- Sensor-Surface: 1.4mm (Mechanical Surface Detection), $z = 1.0, 31.0$
- Electronics: DAE4 Sn1531; Calibrated: 2018-1-3
- Phantom: SAM8; Type: SAM; Serial: 1940
- DASY52 52.10.1(1476); SEMCAD X 14.6.11(7439)

Configuration/Head/Area Scan (9x14x1): Measurement grid: $dx=15$ mm, $dy=15$ mm

Maximum value of SAR (measured) = 0.202 W/kg

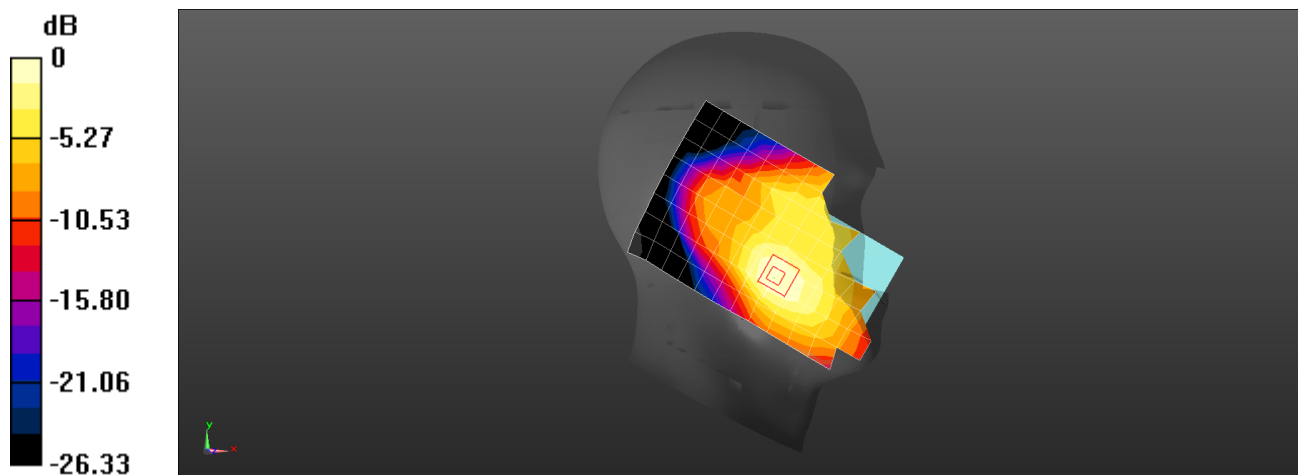
Configuration/Head/Zoom Scan (5x5x7)/Cube 0: Measurement grid: $dx=8$ mm, $dy=8$ mm, $dz=5$ mm

Reference Value = 5.588 V/m; Power Drift = 0.10 dB

Peak SAR (extrapolated) = 0.251 W/kg

SAR(1 g) = 0.172 W/kg; SAR(10 g) = 0.112 W/kg

Maximum value of SAR (measured) = 0.226 W/kg



0 dB = 0.226 W/kg = -6.46 dBW/kg

Test Laboratory: HUAWEI SAR/HAC Lab

ELE-L29 LTE Band 4 20M QPSK 50%RB 0 Offset 20175CH Back Side 15mm with Battery2-Second Antenna

DUT: ELE-L29; Type: Smart Phone; Serial: SAR4

Communication System: UID 0, LTE-FDD (SC-FDMA, 20MHz, QPSK/16-QAM) (0); Frequency: 1732.5 MHz; Duty Cycle: 1:1

Medium parameters used: $f = 1733$ MHz; $\sigma = 1.464$ S/m; $\epsilon_r = 52.209$; $\rho = 1000$ kg/m³

Phantom section: Center Section

DASY Configuration:

- ε Probe: EX3DV4 - SN7381; ConvF(8.61, 8.61, 8.61) @ 1732.5 MHz; Calibrated: 2018-9-28
- ε Sensor-Surface: 1.4mm (Mechanical Surface Detection), z = 1.0, 31.0
- ε Electronics: DAE4 Sn1236; Calibrated: 2018-7-18
- ε Phantom: Triple Flat Phantom 5.1C; Type: MFP V5.1 C; Serial: 1176/2
- ε DASY52 52.10.1(1476); SEMCAD X 14.6.11(7439)

Configuration/Body/Area Scan (14x8x1): Measurement grid: dx=15mm, dy=15mm

Maximum value of SAR (measured) = 0.246 W/kg

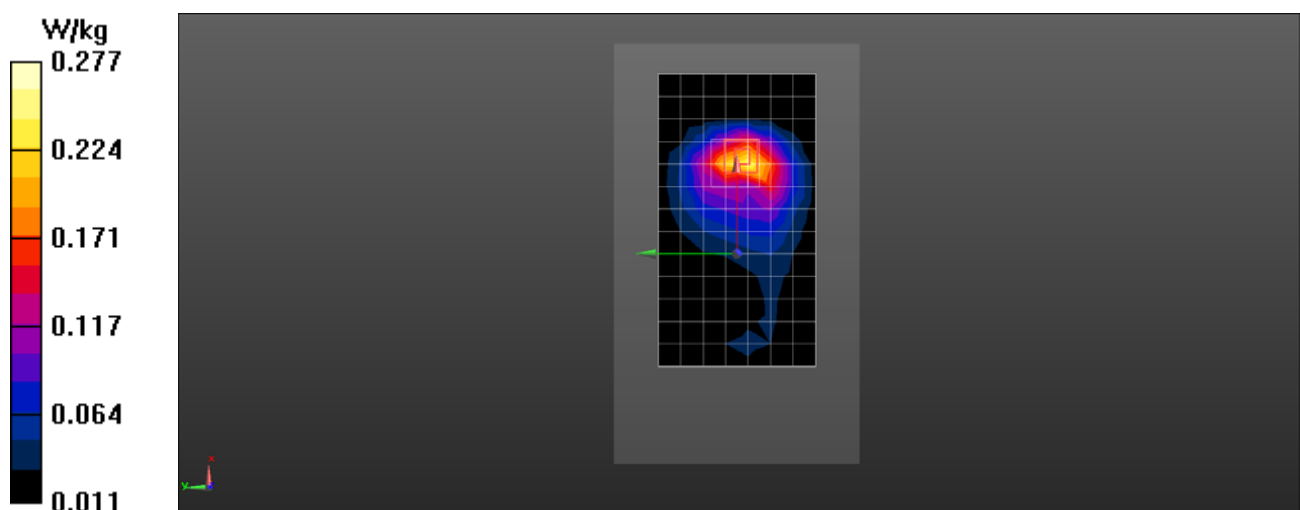
Configuration/Body/Zoom Scan (5x5x7)/Cube 0: Measurement grid: dx=8mm, dy=8mm, dz=5mm

Reference Value = 5.059 V/m; Power Drift = 0.01 dB

Peak SAR (extrapolated) = 0.345 W/kg

SAR(1 g) = 0.215 W/kg; SAR(10 g) = 0.124 W/kg

Maximum value of SAR (measured) = 0.277 W/kg



Test Laboratory: HUAWEI SAR/HAC Lab

ELE-L29 LTE Band 4 20M QPSK 1RB 0 Offset 20175CH Back Side 15mm with SIM2-Main Antenna

DUT: ELE-L29; Type: Smart Phone; Serial: SAR4

Communication System: UID 0, LTE-FDD (SC-FDMA, 20MHz, QPSK/16-QAM) (0); Frequency: 1732.5 MHz; Duty Cycle: 1:1

Medium parameters used: $f = 1733$ MHz; $\sigma = 1.464$ S/m; $\epsilon_r = 52.209$; $\rho = 1000$ kg/m³

Phantom section: Center Section

DASY Configuration:

- ε Probe: EX3DV4 - SN7381; ConvF(8.61, 8.61, 8.61) @ 1732.5 MHz; Calibrated: 2018-9-28
- ε Sensor-Surface: 1.4mm (Mechanical Surface Detection), $z = 1.0, 31.0$
- ε Electronics: DAE4 Sn1236; Calibrated: 2018-7-18
- ε Phantom: Triple Flat Phantom 5.1C; Type: MFP V5.1 C; Serial: 1176/2
- ε DASY52 52.10.1(1476); SEMCAD X 14.6.11(7439)

Configuration/Body/Area Scan (14x8x1): Measurement grid: $dx=15$ mm, $dy=15$ mm

Maximum value of SAR (measured) = 0.409 W/kg

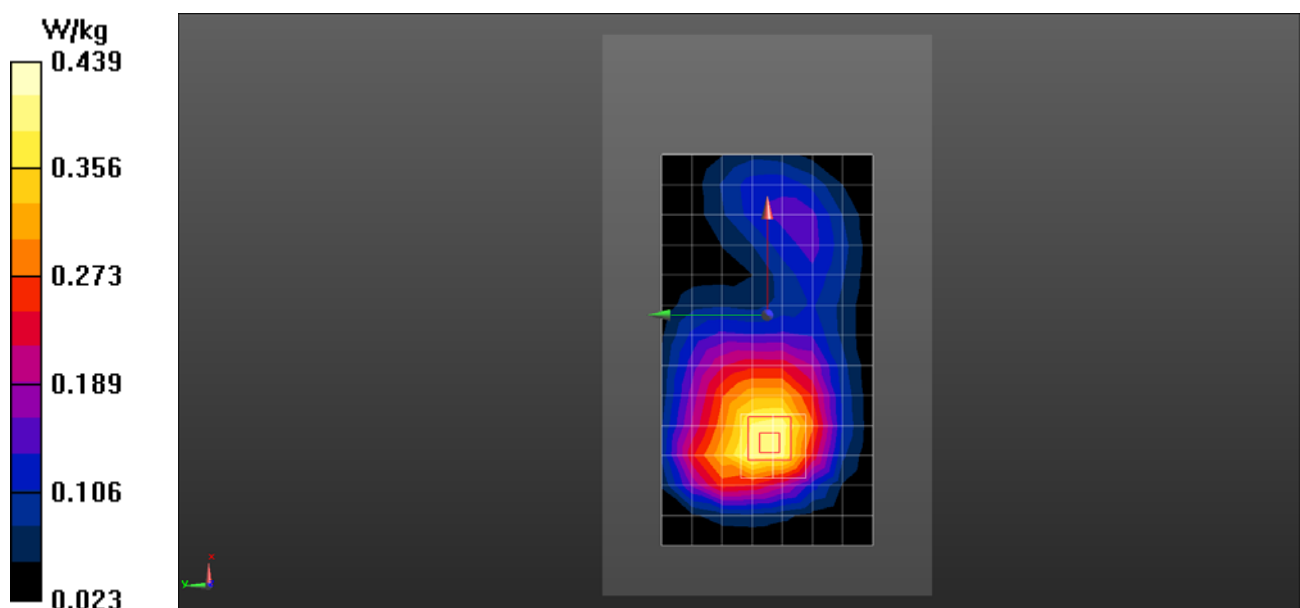
Configuration/Body/Zoom Scan (5x5x7)/Cube 0: Measurement grid: $dx=8$ mm, $dy=8$ mm, $dz=5$ mm

Reference Value = 8.144 V/m; Power Drift = 0.12 dB

Peak SAR (extrapolated) = 0.499 W/kg

SAR(1 g) = 0.335 W/kg; SAR(10 g) = 0.223 W/kg

Maximum value of SAR (measured) = 0.439 W/kg



Test Laboratory: HUAWEI SAR/HAC Lab

ELE-L29 LTE Band 4 20M QPSK 1RB 50 Offset 20300CH Back Side 10mm with SIM2-Second Antenna

DUT: ELE-L29; Type: Smart Phone; Serial: SAR4

Communication System: UID 0, LTE-FDD (SC-FDMA, 20MHz, QPSK/16-QAM) (0); Frequency: 1745 MHz; Duty Cycle: 1:1

Medium parameters used (interpolated): $f = 1745$ MHz; $\sigma = 1.472$ S/m; $\epsilon_r = 52.187$; $\rho = 1000$ kg/m³

Phantom section: Center Section

DASY Configuration:

- ε Probe: EX3DV4 - SN7381; ConvF(8.61, 8.61, 8.61) @ 1745 MHz; Calibrated: 2018-9-28
- ε Sensor-Surface: 1.4mm (Mechanical Surface Detection), $z = -4.0, 31.0$
- ε Electronics: DAE4 Sn1236; Calibrated: 2018-7-18
- ε Phantom: Triple Flat Phantom 5.1C; Type: MFP V5.1 C; Serial: 1176/2
- ε DASY52 52.10.1(1476); SEMCAD X 14.6.11(7439)

Configuration/Body/Area Scan (13x8x1): Measurement grid: $dx=15$ mm, $dy=15$ mm

[Info: Interpolated medium parameters used for SAR evaluation.](#)

Maximum value of SAR (measured) = 0.254 W/kg

Configuration/Body/Zoom Scan (6x5x7)/Cube 0: Measurement grid: $dx=8$ mm, $dy=8$ mm, $dz=5$ mm

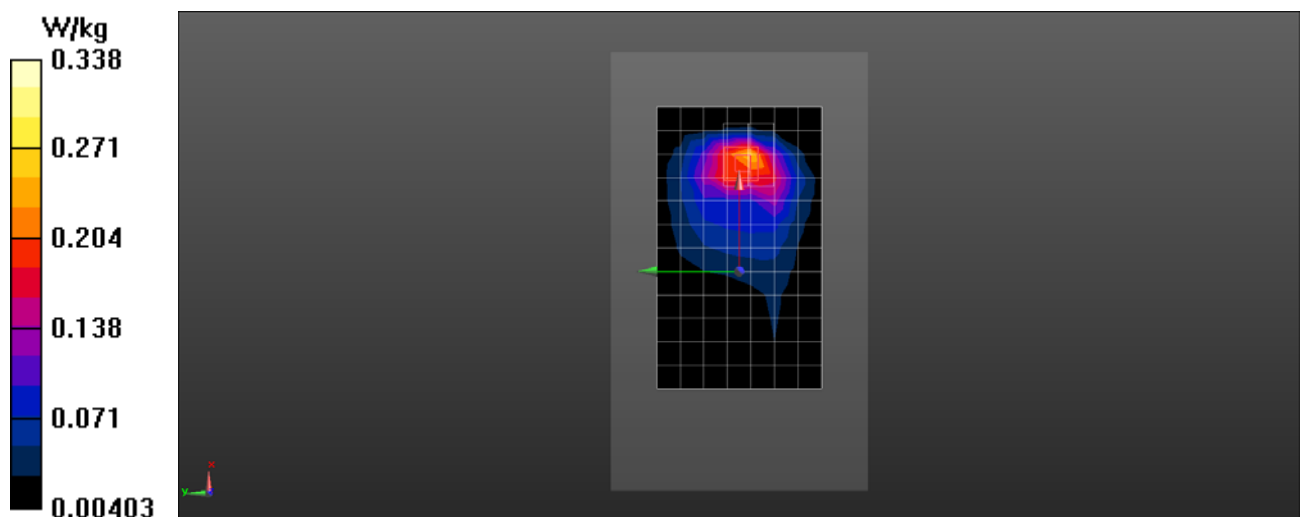
Reference Value = 4.941 V/m; Power Drift = -0.09 dB

Peak SAR (extrapolated) = 0.405 W/kg

SAR(1 g) = 0.243 W/kg; SAR(10 g) = 0.133 W/kg

[Info: Interpolated medium parameters used for SAR evaluation.](#)

Maximum value of SAR (measured) = 0.338 W/kg



Test Laboratory: HUAWEI SAR/HAC Lab

ELE-L29 LTE Band 4 20M QPSK 1RB 0 Offset 20300CH Back Side 10mm-Main Antenna

DUT: ELE-L29; Type: Smart Phone; Serial: SAR4

Communication System: UID 0, LTE-FDD (SC-FDMA, 20MHz, QPSK/16-QAM) (0); Frequency: 1745 MHz; Duty Cycle: 1:1

Medium parameters used (interpolated): $f = 1745$ MHz; $\sigma = 1.472$ S/m; $\epsilon_r = 52.187$; $\rho = 1000$ kg/m³

Phantom section: Center Section

DASY Configuration:

- ε Probe: EX3DV4 - SN7381; ConvF(8.61, 8.61, 8.61) @ 1745 MHz; Calibrated: 2018-9-28
- ε Sensor-Surface: 1.4mm (Mechanical Surface Detection), $z = 1.0, 31.0$
- ε Electronics: DAE4 Sn1236; Calibrated: 2018-7-18
- ε Phantom: Triple Flat Phantom 5.1C; Type: MFP V5.1 C; Serial: 1176/2
- ε DASY52 52.10.1(1476); SEMCAD X 14.6.11(7439)

Configuration/Body/Area Scan (14x8x1): Measurement grid: $dx=15$ mm, $dy=15$ mm

[Info: Interpolated medium parameters used for SAR evaluation.](#)

Maximum value of SAR (measured) = 0.426 W/kg

Configuration/Body/Zoom Scan (6x7x7)/Cube 0: Measurement grid: $dx=8$ mm, $dy=8$ mm, $dz=5$ mm

Reference Value = 8.874 V/m; Power Drift = 0.13 dB

Peak SAR (extrapolated) = 0.492 W/kg

SAR(1 g) = 0.309 W/kg; SAR(10 g) = 0.204 W/kg

[Info: Interpolated medium parameters used for SAR evaluation.](#)

Maximum value of SAR (measured) = 0.420 W/kg

Configuration/Body/Zoom Scan (6x7x7)/Cube 1: Measurement grid: $dx=8$ mm, $dy=8$ mm, $dz=5$ mm

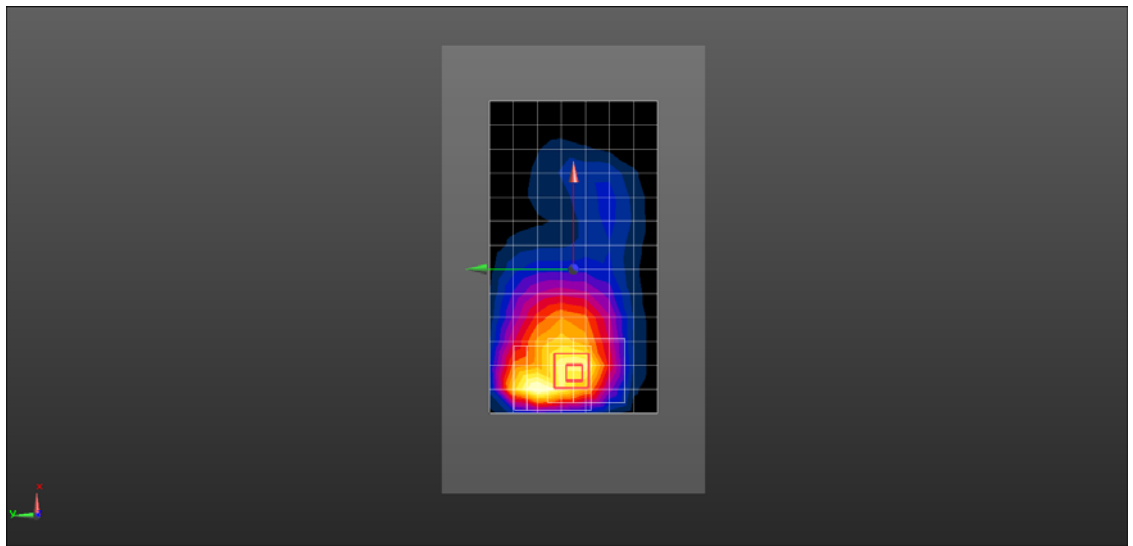
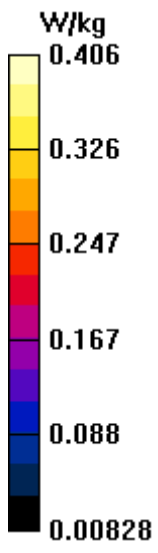
Reference Value = 8.874 V/m; Power Drift = 0.13 dB

Peak SAR (extrapolated) = 0.462 W/kg

SAR(1 g) = 0.309 W/kg; SAR(10 g) = 0.204 W/kg

[Info: Interpolated medium parameters used for SAR evaluation.](#)

Maximum value of SAR (measured) = 0.406 W/kg



Test Laboratory: HUAWEI SAR/HAC Lab

ELE-L29 LTE Band 5 10M QPSK 1RB 49 Offset 20525CH Right Cheek-Second Antenna

DUT: ELE-L29; Type: Smart Phone; Serial: SAR6

Communication System: UID 0, LTE-FDD (SC-FDMA, 10MHz, QPSK/16-QAM) (0); Frequency: 836.5 MHz; Duty Cycle: 1:1

Medium parameters used (interpolated): $f = 836.5$ MHz; $\sigma = 0.935$ S/m; $\epsilon_r = 40.557$; $\rho = 1000$ kg/m³

Phantom section: Right Section

DASY Configuration:

- Probe: EX3DV4 - SN3736; ConvF(8.86, 8.86, 8.86) @ 836.5 MHz; Calibrated: 2018-4-27
- Sensor-Surface: 1.4mm (Mechanical Surface Detection), $z = 1.0, 31.0$
- Electronics: DAE4 Sn851; Calibrated: 2018-7-18
- Phantom: SAM9; Type: SAM; Serial: 1958
- DASY52 52.10.1(1476); SEMCAD X 14.6.11(7439)

Configuration/Head/Area Scan (9x14x1): Measurement grid: $dx=15$ mm, $dy=15$ mm

[Info: Interpolated medium parameters used for SAR evaluation.](#)

Maximum value of SAR (measured) = 0.334 W/kg

Configuration/Head/Zoom Scan (6x5x7)/Cube 0: Measurement grid: $dx=8$ mm, $dy=8$ mm, $dz=5$ mm

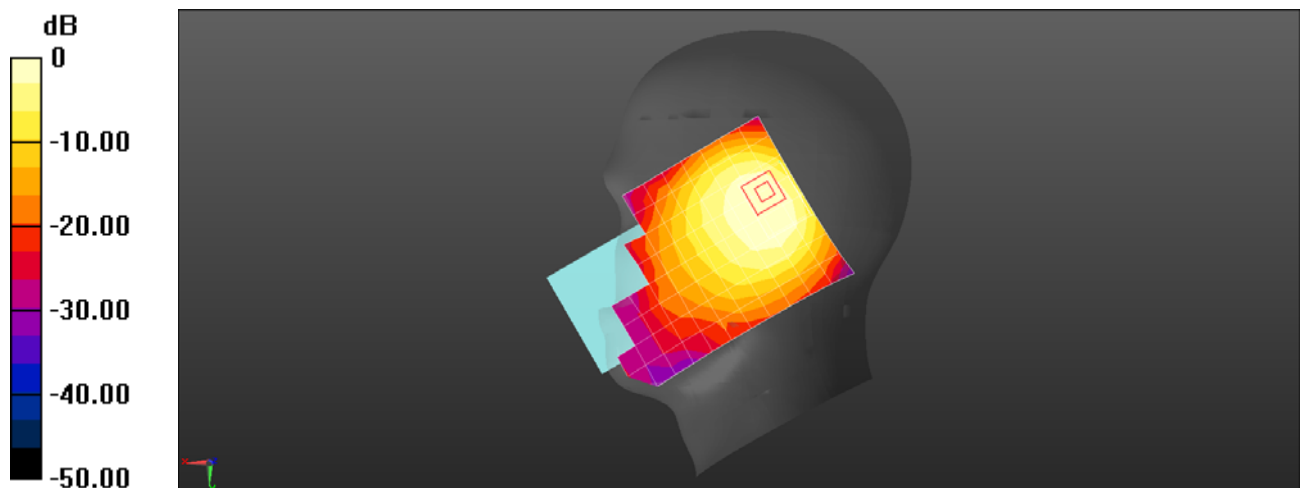
Reference Value = 11.62 V/m; Power Drift = 0.04 dB

Peak SAR (extrapolated) = 0.531 W/kg

SAR(1 g) = 0.252 W/kg; SAR(10 g) = 0.131 W/kg

[Info: Interpolated medium parameters used for SAR evaluation.](#)

Maximum value of SAR (measured) = 0.412 W/kg



0 dB = 0.334 W/kg = -4.77 dBW/kg

Test Laboratory: HUAWEI SAR/HAC Lab

ELE-L29 LTE Band 5 10M QPSK 1RB 0 Offset 20450CH Right Cheek with Battery2-Main Antenna

DUT: ELE-L29; Type: Smart Phone; Serial: SAR6

Communication System: UID 0, LTE-FDD (SC-FDMA, 10MHz, QPSK/16-QAM) (0); Frequency: 829 MHz; Duty Cycle: 1:1

Medium parameters used: $f = 829$ MHz; $\sigma = 0.932$ S/m; $\epsilon_r = 40.58$; $\rho = 1000$ kg/m³

Phantom section: Right Section

DASY Configuration:

- Probe: EX3DV4 - SN3736; ConvF(8.86, 8.86, 8.86) @ 829 MHz; Calibrated: 2018-4-27
- Sensor-Surface: 1.4mm (Mechanical Surface Detection), $z = 1.0, 31.0$
- Electronics: DAE4 Sn851; Calibrated: 2018-7-18
- Phantom: SAM9; Type: SAM; Serial: 1958
- DASY52 52.10.1(1476); SEMCAD X 14.6.11(7439)

Configuration/Head/Area Scan (9x14x1): Measurement grid: $dx=15$ mm, $dy=15$ mm

Maximum value of SAR (measured) = 0.153 W/kg

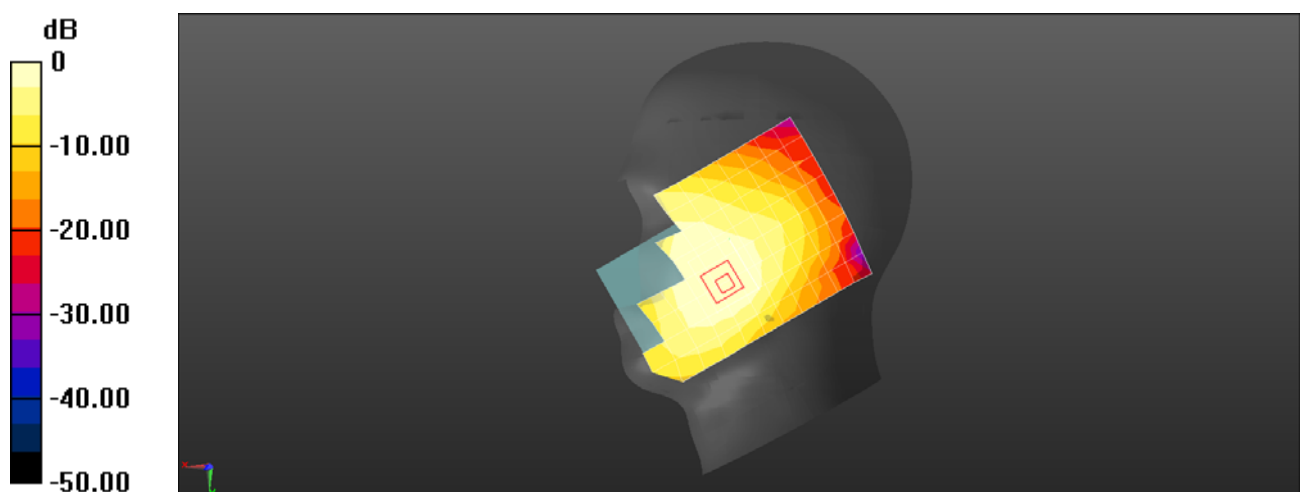
Configuration/Head/Zoom Scan (6x5x7)/Cube 0: Measurement grid: $dx=8$ mm, $dy=8$ mm, $dz=5$ mm

Reference Value = 4.046 V/m; Power Drift = 0.14 dB

Peak SAR (extrapolated) = 0.165 W/kg

SAR(1 g) = 0.131 W/kg; SAR(10 g) = 0.102 W/kg

Maximum value of SAR (measured) = 0.151 W/kg



0 dB = 0.153 W/kg = -8.16 dBW/kg

Test Laboratory: HUAWEI SAR/HAC Lab

ELE-L29 LTE Band 5 10M QPSK 1RB 0 Offset 20600CH Back Side 15mm with SIM2-Second Antenna

DUT: ELE-L29; Type: Smart Phone; Serial: SAR1

Communication System: UID 0, LTE-FDD (SC-FDMA, 10MHz, QPSK/16-QAM) (0); Frequency: 844 MHz; Duty Cycle: 1:1

Medium parameters used: $f = 844 \text{ MHz}$; $\sigma = 1.01 \text{ S/m}$; $\epsilon_r = 53.779$; $\rho = 1000 \text{ kg/m}^3$

Phantom section: Flat Section

DASY Configuration:

- Probe: EX3DV4 - SN3744; ConvF(9.12, 9.12, 9.12) @ 844 MHz; Calibrated: 2018-7-25
- Sensor-Surface: 1.4mm (Mechanical Surface Detection), $z = 1.0, 31.0$
- Electronics: DAE3 Sn393; Calibrated: 2018-8-14
- Phantom: SAM2; Type: SAM; Serial: 1474
- DASY52 52.10.1(1476); SEMCAD X 14.6.11(7439)

Configuration/Body/Area Scan (9x14x1): Measurement grid: $dx=15\text{mm}$, $dy=15\text{mm}$

Maximum value of SAR (measured) = 0.186 W/kg

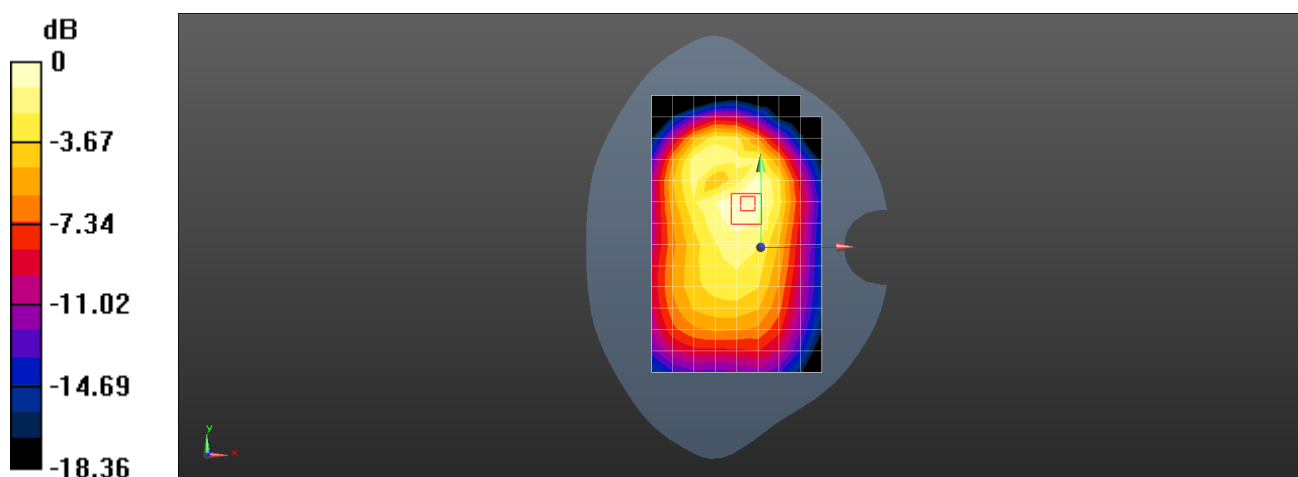
Configuration/Body/Zoom Scan (5x5x7)/Cube 0: Measurement grid: $dx=8\text{mm}$, $dy=8\text{mm}$, $dz=5\text{mm}$

Reference Value = 11.67 V/m; Power Drift = -0.06 dB

Peak SAR (extrapolated) = 0.216 W/kg

SAR(1 g) = 0.155 W/kg; SAR(10 g) = 0.108 W/kg

Maximum value of SAR (measured) = 0.192 W/kg



0 dB = 0.192 W/kg = -7.17 dBW/kg

Test Laboratory: HUAWEI SAR/HAC Lab

ELE-L29 LTE Band 5 10M QPSK 1RB 0 Offset 20525CH Back Side 15mm-Main Antenna

DUT: ELE-L29; Type: Smart Phone; Serial: SAR1

Communication System: UID 0, LTE-FDD (SC-FDMA, 10MHz, QPSK/16-QAM) (0); Frequency: 836.5 MHz; Duty Cycle: 1:1

Medium parameters used (interpolated): $f = 836.5$ MHz; $\sigma = 1.007$ S/m; $\epsilon_r = 53.791$; $\rho = 1000$ kg/m³

Phantom section: Flat Section

DASY Configuration:

- Probe: EX3DV4 - SN3744; ConvF(9.12, 9.12, 9.12) @ 836.5 MHz; Calibrated: 2018-7-25
- Sensor-Surface: 1.4mm (Mechanical Surface Detection), $z = 1.0, 31.0$
- Electronics: DAE3 Sn393; Calibrated: 2018-8-14
- Phantom: SAM2; Type: SAM; Serial: 1474
- DASY52 52.10.1(1476); SEMCAD X 14.6.11(7439)

Configuration/Body/Area Scan (9x14x1): Measurement grid: $dx=15$ mm, $dy=15$ mm

[Info: Interpolated medium parameters used for SAR evaluation.](#)

Maximum value of SAR (measured) = 0.400 W/kg

Configuration/Body/Zoom Scan (5x5x7)/Cube 0: Measurement grid: $dx=8$ mm, $dy=8$ mm, $dz=5$ mm

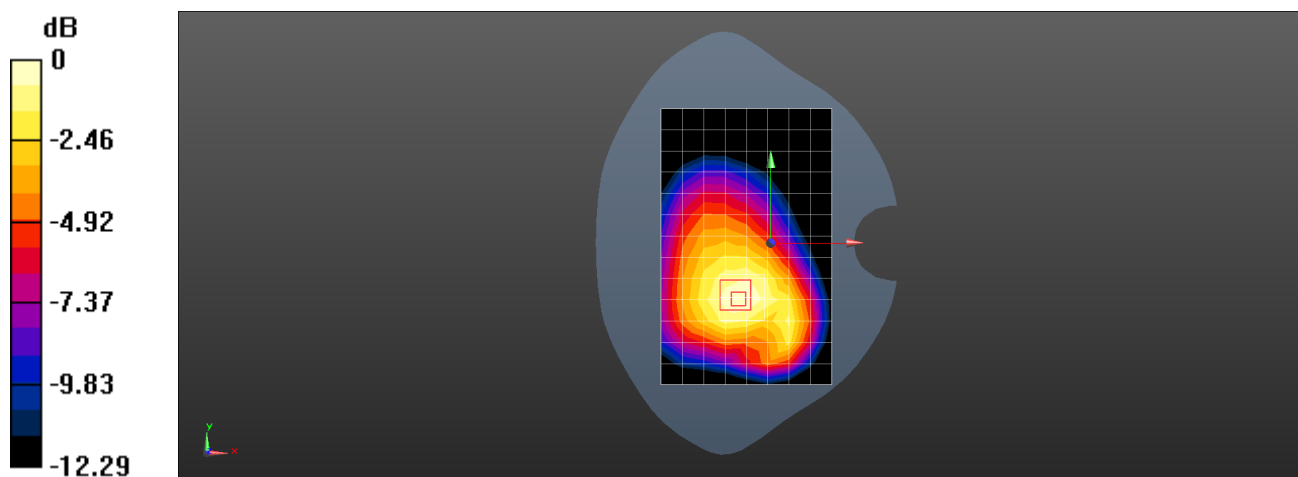
Reference Value = 14.06 V/m; Power Drift = -0.05 dB

Peak SAR (extrapolated) = 0.441 W/kg

SAR(1 g) = 0.326 W/kg; SAR(10 g) = 0.236 W/kg

[Info: Interpolated medium parameters used for SAR evaluation.](#)

Maximum value of SAR (measured) = 0.403 W/kg



0 dB = 0.403 W/kg = -3.95 dBW/kg

Test Laboratory: HUAWEI SAR/HAC Lab

ELE-L29 LTE Band 5 10M QPSK 50%RB 0 Offset 20600CH Back Side 10mm with Battery2-Second Antenna

DUT: ELE-L29; Type: Smart Phone; Serial: SAR1

Communication System: UID 0, LTE-FDD (SC-FDMA, 10MHz, QPSK/16-QAM) (0); Frequency: 844 MHz; Duty Cycle: 1:1

Medium parameters used: $f = 844 \text{ MHz}$; $\sigma = 1.01 \text{ S/m}$; $\epsilon_r = 53.779$; $\rho = 1000 \text{ kg/m}^3$

Phantom section: Flat Section

DASY Configuration:

- Probe: EX3DV4 - SN3744; ConvF(9.12, 9.12, 9.12) @ 844 MHz; Calibrated: 2018-7-25
- Sensor-Surface: 1.4mm (Mechanical Surface Detection), $z = 1.0, 31.0$
- Electronics: DAE3 Sn393; Calibrated: 2018-8-14
- Phantom: SAM2; Type: SAM; Serial: 1474
- DASY52 52.10.1(1476); SEMCAD X 14.6.11(7439)

Configuration/Body/Area Scan (9x14x1): Measurement grid: $dx=15\text{mm}$, $dy=15\text{mm}$
Maximum value of SAR (measured) = 0.223 W/kg

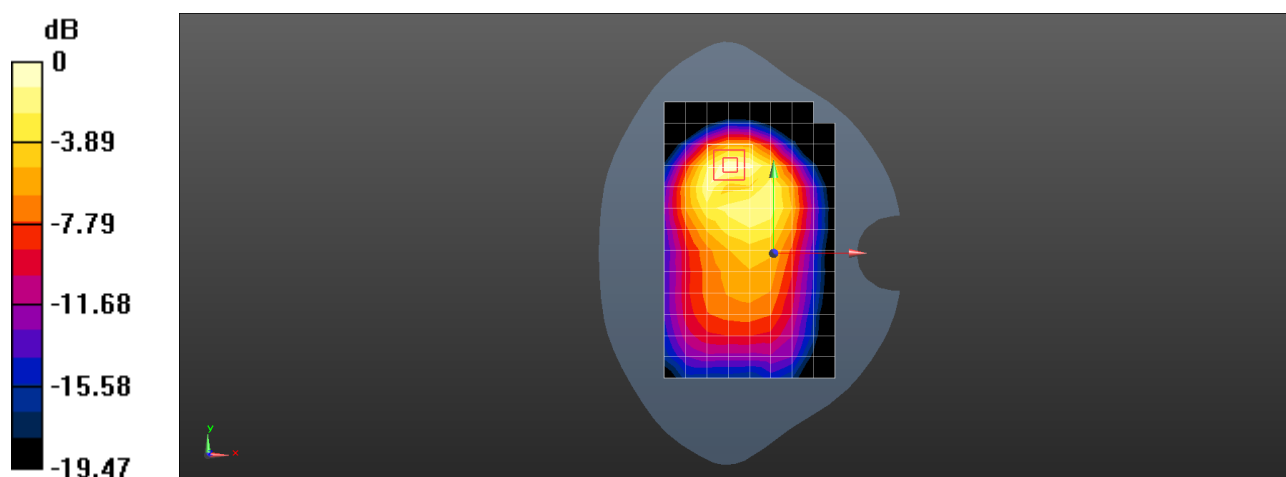
Configuration/Body/Zoom Scan (5x5x7)/Cube 0: Measurement grid: $dx=8\text{mm}$, $dy=8\text{mm}$, $dz=5\text{mm}$

Reference Value = 9.371 V/m; Power Drift = -0.07 dB

Peak SAR (extrapolated) = 0.274 W/kg

SAR(1 g) = 0.148 W/kg; SAR(10 g) = 0.081 W/kg

Maximum value of SAR (measured) = 0.229 W/kg



0 dB = 0.229 W/kg = -6.40 dBW/kg

Test Laboratory: HUAWEI SAR/HAC Lab

ELE-L29 LTE Band 5 10M QPSK 1RB 0 Offset 20450CH Back Side 10mm-Main Antenna

DUT: ELE-L29; Type: Smart Phone; Serial: SAR1

Communication System: UID 0, LTE-FDD (SC-FDMA, 10MHz, QPSK/16-QAM) (0); Frequency: 829 MHz; Duty Cycle: 1:1

Medium parameters used: $f = 829$ MHz; $\sigma = 1.004$ S/m; $\epsilon_r = 53.813$; $\rho = 1000$ kg/m³

Phantom section: Flat Section

DASY Configuration:

- Probe: EX3DV4 - SN3744; ConvF(9.12, 9.12, 9.12) @ 829 MHz; Calibrated: 2018-7-25
- Sensor-Surface: 1.4mm (Mechanical Surface Detection), $z = 1.0, 31.0$
- Electronics: DAE3 Sn393; Calibrated: 2018-8-14
- Phantom: SAM2; Type: SAM; Serial: 1474
- DASY52 52.10.1(1476); SEMCAD X 14.6.11(7439)

Configuration/Body/Area Scan (9x14x1): Measurement grid: $dx=15$ mm, $dy=15$ mm

Maximum value of SAR (measured) = 0.661 W/kg

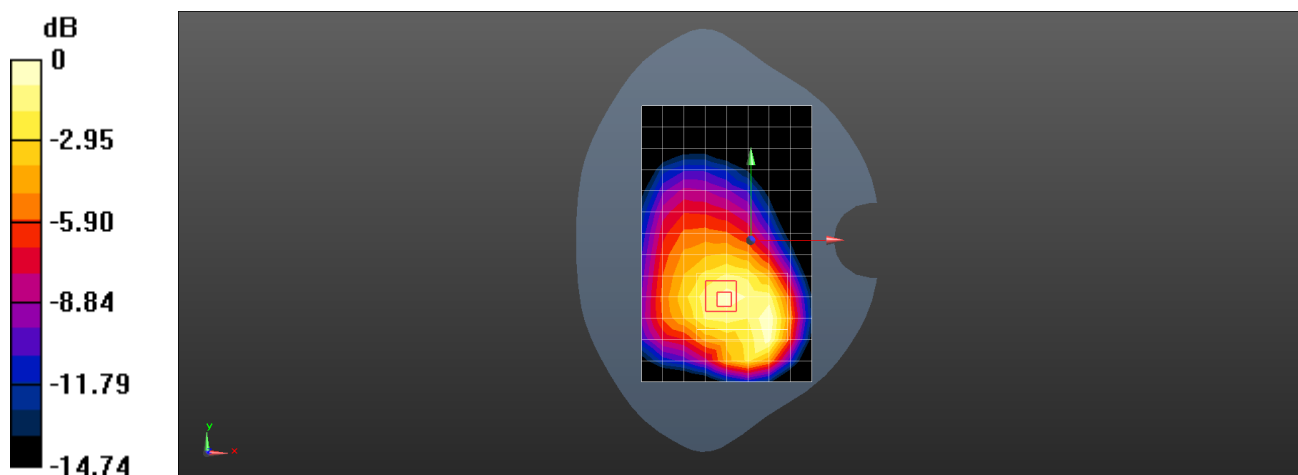
Configuration/Body/Zoom Scan (9x7x7)/Cube 0: Measurement grid: $dx=8$ mm, $dy=8$ mm, $dz=5$ mm

Reference Value = 14.83 V/m; Power Drift = -0.01 dB

Peak SAR (extrapolated) = 0.791 W/kg

SAR(1 g) = 0.479 W/kg; SAR(10 g) = 0.339 W/kg

Maximum value of SAR (measured) = 0.666 W/kg



0 dB = 0.666 W/kg = -1.77 dBW/kg

Test Laboratory: HUAWEI SAR/HAC Lab

ELE-L29 LTE Band 7 20M QPSK 50%RB 0 Offset 21350CH Right Tilt with Battery2-Second Antenna

DUT: ELE-L29; Type: Smart Phone; Serial: SAR6

Communication System: UID 0, LTE-FDD (SC-FDMA, 20MHz, QPSK/16-QAM) (0); Frequency: 2560 MHz; Duty Cycle: 1:1

Medium parameters used: $f = 2560$ MHz; $\sigma = 1.886$ S/m; $\epsilon_r = 37.834$; $\rho = 1000$ kg/m³

Phantom section: Right Section

DASY Configuration:

- Probe: EX3DV4 - SN3736; ConvF(6.93, 6.93, 6.93) @ 2560 MHz; Calibrated: 2018-4-27
- Sensor-Surface: 1.4mm (Mechanical Surface Detection), $z = 1.0, 31.0$
- Electronics: DAE4 Sn851; Calibrated: 2018-7-18
- Phantom: SAM9; Type: SAM; Serial: 1958
- DASY52 52.10.1(1476); SEMCAD X 14.6.11(7439)

Configuration/Head/Area Scan (10x15x1): Measurement grid: $dx=12$ mm, $dy=12$ mm
Maximum value of SAR (measured) = 0.556 W/kg

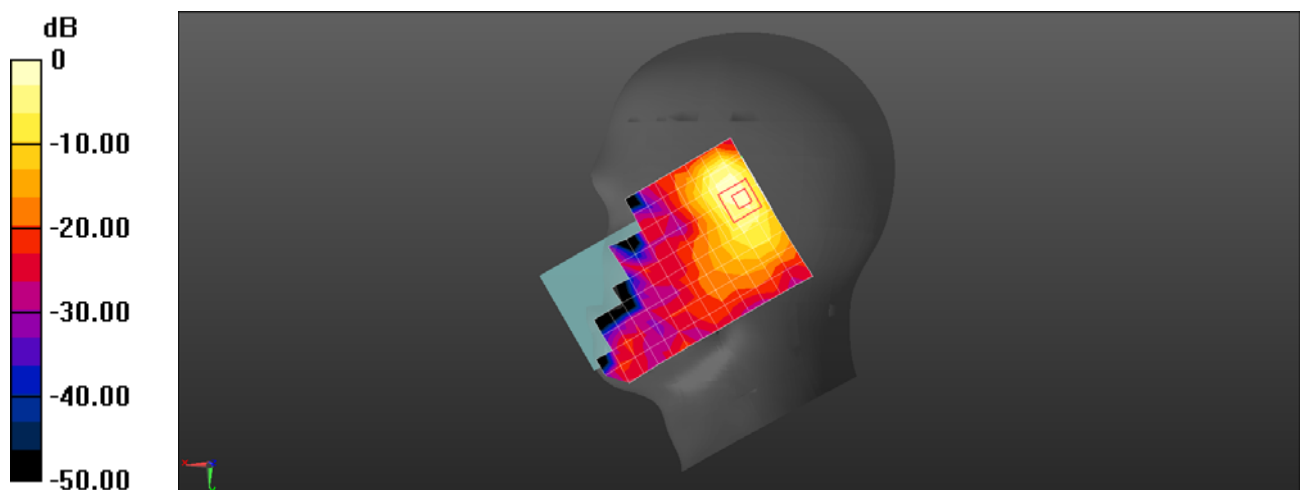
Configuration/Head/Zoom Scan (9x7x7)/Cube 0: Measurement grid: $dx=5$ mm, $dy=5$ mm, $dz=5$ mm

Reference Value = 12.16 V/m; Power Drift = 0.02 dB

Peak SAR (extrapolated) = 0.702 W/kg

SAR(1 g) = 0.289 W/kg; SAR(10 g) = 0.120 W/kg

Maximum value of SAR (measured) = 0.521 W/kg



0 dB = 0.556 W/kg = -2.55 dBW/kg

Test Laboratory: HUAWEI SAR/HAC Lab

ELE-L29 LTE Band 7 20M QPSK 1RB 0 Offset 21100CH Right Cheek-Main Antenna

DUT: ELE-L29; Type: Smart Phone; Serial: SAR6

Communication System: UID 0, LTE-FDD (SC-FDMA, 20MHz, QPSK/16-QAM) (0); Frequency: 2535 MHz; Duty Cycle: 1:1

Medium parameters used: $f = 2535$ MHz; $\sigma = 1.859$ S/m; $\epsilon_r = 37.947$; $\rho = 1000$ kg/m³

Phantom section: Right Section

DASY Configuration:

- Probe: EX3DV4 - SN3736; ConvF(6.93, 6.93, 6.93) @ 2535 MHz; Calibrated: 2018-4-27
- Sensor-Surface: 1.4mm (Mechanical Surface Detection), $z = 1.0, 31.0$
- Electronics: DAE4 Sn851; Calibrated: 2018-7-18
- Phantom: SAM9; Type: SAM; Serial: 1958
- DASY52 52.10.1(1476); SEMCAD X 14.6.11(7439)

Configuration/Head/Area Scan (10x15x1): Measurement grid: $dx=12$ mm, $dy=12$ mm
Maximum value of SAR (measured) = 0.257 W/kg


Configuration/Head/Zoom Scan (7x7x7)/Cube 0: Measurement grid: $dx=5$ mm, $dy=5$ mm, $dz=5$ mm

Reference Value = 7.839 V/m; Power Drift = 0.19 dB

Peak SAR (extrapolated) = 0.322 W/kg

SAR(1 g) = 0.183 W/kg; SAR(10 g) = 0.096 W/kg

Maximum value of SAR (measured) = 0.266 W/kg



0 dB = 0.257 W/kg = -5.90 dBW/kg

Test Laboratory: HUAWEI SAR/HAC Lab

ELE-L29 LTE Band 7 20M QPSK 50%RB 0 Offset 21350CH Back Side 15mm with Battery2-Second Antenna

DUT: ELE-L29; Type: Smart Phone; Serial: SAR1

Communication System: UID 0, LTE-FDD (SC-FDMA, 20MHz, QPSK/16-QAM) (0); Frequency: 2560 MHz; Duty Cycle: 1:1

Medium parameters used: $f = 2560$ MHz; $\sigma = 2.058$ S/m; $\epsilon_r = 50.056$; $\rho = 1000$ kg/m³

Phantom section: Flat Section

DASY Configuration:

- Probe: EX3DV4 - SN7505; ConvF(7.23, 7.23, 7.23) @ 2560 MHz; Calibrated: 2018-6-12
- Sensor-Surface: 1.4mm (Mechanical Surface Detection), $z = 1.0, 31.0$
- Electronics: DAE3 Sn393; Calibrated: 2018-8-14
- Phantom: SAM2; Type: SAM; Serial: 1474
- DASY52 52.10.1(1476); SEMCAD X 14.6.11(7439)

Configuration/Body/Area Scan (10x17x1): Measurement grid: $dx=12$ mm, $dy=12$ mm
Maximum value of SAR (measured) = 0.0921 W/kg

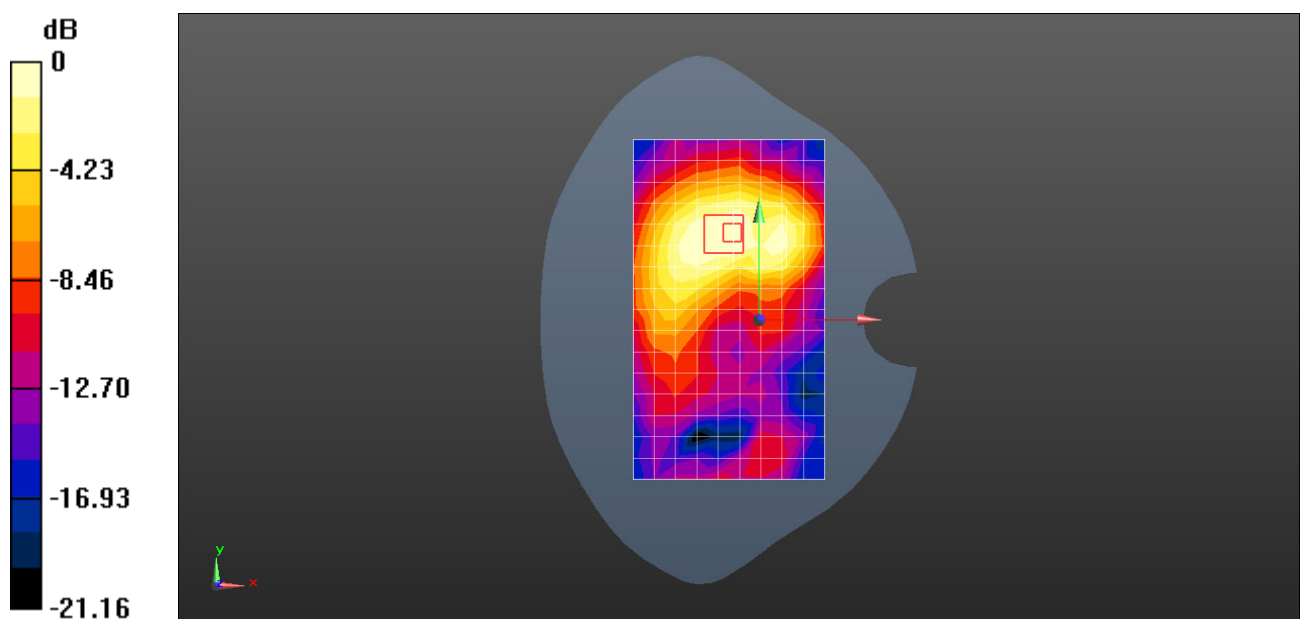
Configuration/Body/Zoom Scan (11x8x7)/Cube 0: Measurement grid: $dx=5$ mm, $dy=5$ mm, $dz=5$ mm

Reference Value = 1.572 V/m; Power Drift = 0.17 dB

Peak SAR (extrapolated) = 0.110 W/kg

SAR(1 g) = 0.066 W/kg; SAR(10 g) = 0.040 W/kg

Maximum value of SAR (measured) = 0.0939 W/kg



0 dB = 0.0921 W/kg = -10.36 dBW/kg

Test Laboratory: HUAWEI SAR/HAC Lab

ELE-L29 LTE Band 7 20M QPSK 1RB 50 Offset 20850CH Back Side 15mm with Battery2-Main Antenna

DUT: ELE-L29; Type: Smart Phone; Serial: SAR1

Communication System: UID 0, LTE-FDD (SC-FDMA, 20MHz, QPSK/16-QAM) (0); Frequency: 2510 MHz; Duty Cycle: 1:1

Medium parameters used: $f = 2510$ MHz; $\sigma = 2.007$ S/m; $\epsilon_r = 50.245$; $\rho = 1000$ kg/m³

Phantom section: Flat Section

DASY Configuration:

- Probe: EX3DV4 - SN7505; ConvF(7.23, 7.23, 7.23) @ 2510 MHz; Calibrated: 2018-6-12
- Sensor-Surface: 1.4mm (Mechanical Surface Detection), $z = 1.0, 31.0$
- Electronics: DAE3 Sn393; Calibrated: 2018-8-14
- Phantom: SAM2; Type: SAM; Serial: 1474
- DASY52 52.10.1(1476); SEMCAD X 14.6.11(7439)

Configuration/Body/Area Scan (10x16x1): Measurement grid: $dx=12$ mm, $dy=12$ mm
Maximum value of SAR (measured) = 0.511 W/kg

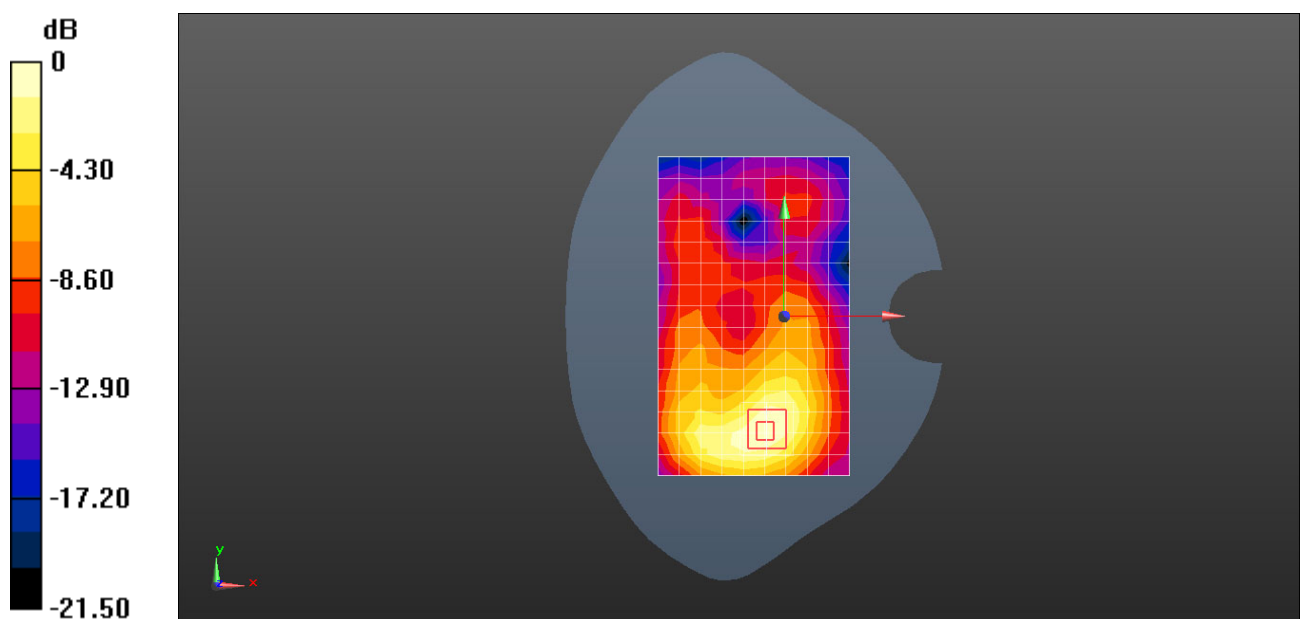
Configuration/Body/Zoom Scan (7x7x7)/Cube 0: Measurement grid: $dx=5$ mm, $dy=5$ mm, $dz=5$ mm

Reference Value = 16.26 V/m; Power Drift = -0.15 dB

Peak SAR (extrapolated) = 0.603 W/kg

SAR(1 g) = 0.352 W/kg; SAR(10 g) = 0.203 W/kg

Maximum value of SAR (measured) = 0.508 W/kg



0 dB = 0.511 W/kg = -2.92 dBW/kg

Test Laboratory: HUAWEI SAR/HAC Lab

ELE-L29 LTE Band 7 20M QPSK 50%RB 50 Offset 21350CH Top Side 10mm-Second Antenna

DUT: ELE-L29; Type: Smart Phone; Serial: SAR1

Communication System: UID 0, LTE-FDD (SC-FDMA, 20MHz, QPSK/16-QAM) (0); Frequency: 2560 MHz; Duty Cycle: 1:1

Medium parameters used: $f = 2560$ MHz; $\sigma = 2.058$ S/m; $\epsilon_r = 50.056$; $\rho = 1000$ kg/m³

Phantom section: Flat Section

DASY Configuration:

- Probe: EX3DV4 - SN7505; ConvF(7.23, 7.23, 7.23) @ 2560 MHz; Calibrated: 2018-6-12
- Sensor-Surface: 1.4mm (Mechanical Surface Detection), $z = 1.0, 31.0$
- Electronics: DAE3 Sn393; Calibrated: 2018-8-14
- Phantom: SAM2; Type: SAM; Serial: 1474
- DASY52 52.10.1(1476); SEMCAD X 14.6.11(7439)

Configuration/Body/Area Scan (6x11x1): Measurement grid: $dx=12$ mm, $dy=12$ mm

Maximum value of SAR (measured) = 0.454 W/kg

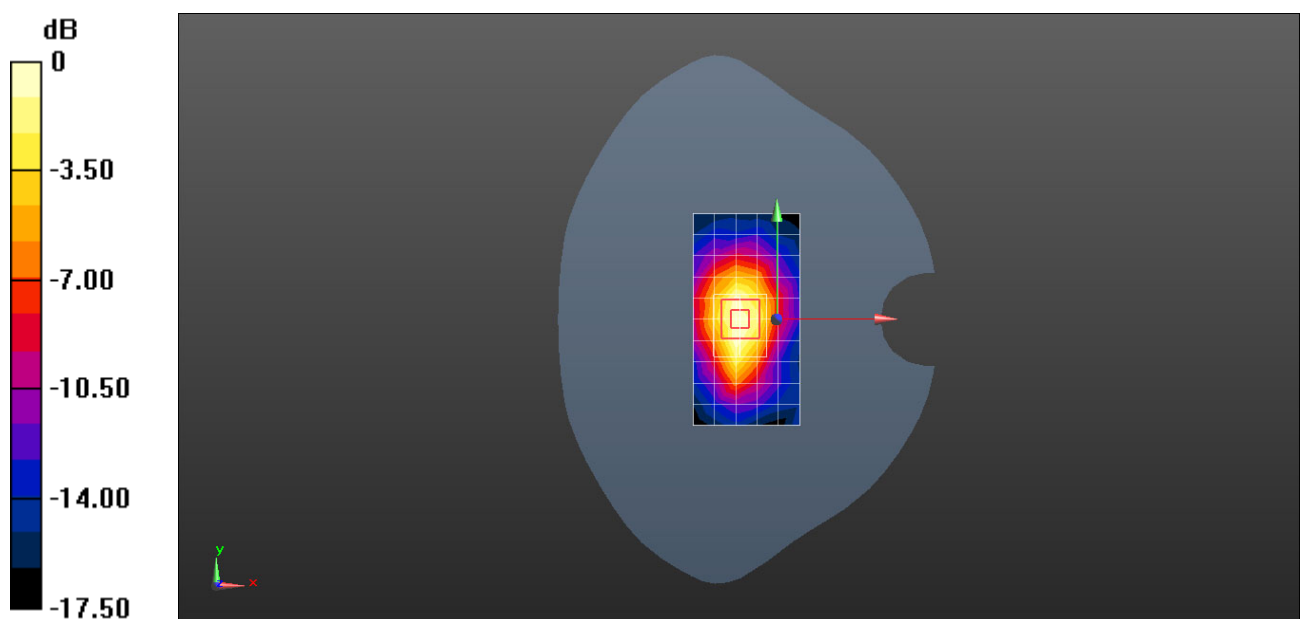
Configuration/Body/Zoom Scan (7x8x7)/Cube 0: Measurement grid: $dx=5$ mm, $dy=5$ mm, $dz=5$ mm

Reference Value = 15.92 V/m; Power Drift = 0.08 dB

Peak SAR (extrapolated) = 0.508 W/kg

SAR(1 g) = 0.336 W/kg; SAR(10 g) = 0.188 W/kg

Maximum value of SAR (measured) = 0.461 W/kg



0 dB = 0.454 W/kg = -3.43 dBW/kg

Test Laboratory: HUAWEI SAR/HAC Lab

ELE-L29 LTE Band 7 20M QPSK 50%RB 50 Offset 21100CH Bottom Side 10mm- Main Antenna

DUT: ELE-L29; Type: Smart Phone; Serial: SAR1

Communication System: UID 0, LTE-FDD (SC-FDMA, 20MHz, QPSK/16-QAM) (0); Frequency: 2535 MHz; Duty Cycle: 1:1

Medium parameters used: $f = 2535$ MHz; $\sigma = 2.028$ S/m; $\epsilon_r = 50.188$; $\rho = 1000$ kg/m³

Phantom section: Flat Section

DASY Configuration:

- Probe: EX3DV4 - SN7505; ConvF(7.23, 7.23, 7.23) @ 2535 MHz; Calibrated: 2018-6-12
- Sensor-Surface: 1.4mm (Mechanical Surface Detection), $z = 1.0, 31.0$
- Electronics: DAE3 Sn393; Calibrated: 2018-8-14
- Phantom: SAM2; Type: SAM; Serial: 1474
- DASY52 52.10.1(1476); SEMCAD X 14.6.11(7439)

Configuration/Body/Area Scan (6x11x1): Measurement grid: $dx=12$ mm, $dy=12$ mm

Maximum value of SAR (measured) = 0.712 W/kg

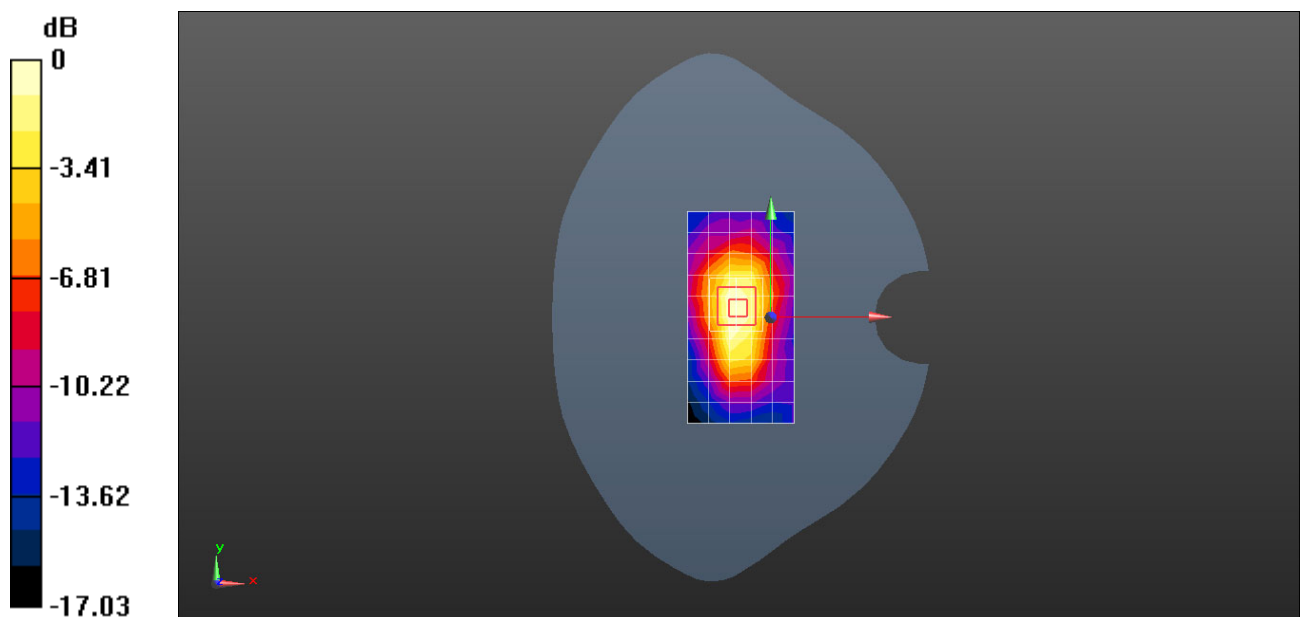
Configuration/Body/Zoom Scan (7x7x7)/Cube 0: Measurement grid: $dx=5$ mm, $dy=5$ mm, $dz=5$ mm

Reference Value = 21.09 V/m; Power Drift = -0.17 dB

Peak SAR (extrapolated) = 0.869 W/kg

SAR(1 g) = 0.562 W/kg; SAR(10 g) = 0.307 W/kg

Maximum value of SAR (measured) = 0.781 W/kg



0 dB = 0.712 W/kg = -1.48 dBW/kg

Test Laboratory: HUAWEI SAR/HAC Lab

ELE-L29 LTE Band 12 10M QPSK 1RB 49 Offset 23130CH Right Tilt-Second Antenna

DUT: ELE-L29; Type: Smart Phone; Serial: SAR6

Communication System: UID 0, LTE-FDD (SC-FDMA, 10MHz, QPSK/16-QAM) (0); Frequency: 711 MHz; Duty Cycle: 1:1

Medium parameters used: $f = 711 \text{ MHz}$; $\sigma = 0.92 \text{ S/m}$; $\epsilon_r = 40.516$; $\rho = 1000 \text{ kg/m}^3$

Phantom section: Right Section

DASY Configuration:

- Probe: EX3DV4 - SN3736; ConvF(9.1, 9.1, 9.1) @ 711 MHz; Calibrated: 2018-4-27
- Sensor-Surface: 1.4mm (Mechanical Surface Detection), $z = 1.0, 31.0$
- Electronics: DAE4 Sn851; Calibrated: 2018-7-18
- Phantom: SAM9; Type: SAM; Serial: 1958
- DASY52 52.10.1(1476); SEMCAD X 14.6.11(7439)

Configuration/Head/Area Scan (9x14x1): Measurement grid: $dx=15\text{mm}$, $dy=15\text{mm}$

Maximum value of SAR (measured) = 0.525 W/kg

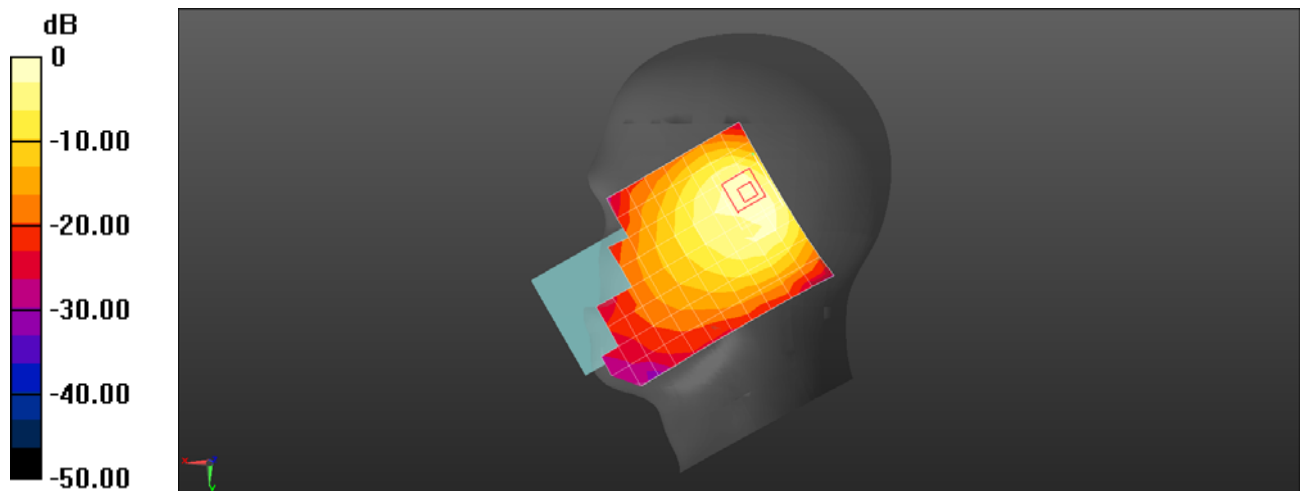
Configuration/Head/Zoom Scan (6x5x7)/Cube 0: Measurement grid: $dx=8\text{mm}$, $dy=8\text{mm}$, $dz=5\text{mm}$

Reference Value = 11.39 V/m; Power Drift = 0.01 dB

Peak SAR (extrapolated) = 0.974 W/kg

SAR(1 g) = 0.363 W/kg; SAR(10 g) = 0.167 W/kg

Maximum value of SAR (measured) = 0.689 W/kg



0 dB = 0.525 W/kg = -2.80 dBW/kg

Test Laboratory: HUAWEI SAR/HAC Lab

ELE-L29 LTE Band 12 10M QPSK 1RB 49 Offset 23130CH Left Cheek-Main Antenna

DUT: ELE-L29; Type: Smart Phone; Serial: SAR6

Communication System: UID 0, LTE-FDD (SC-FDMA, 10MHz, QPSK/16-QAM) (0); Frequency: 711 MHz; Duty Cycle: 1:1

Medium parameters used: $f = 711 \text{ MHz}$; $\sigma = 0.92 \text{ S/m}$; $\epsilon_r = 40.516$; $\rho = 1000 \text{ kg/m}^3$

Phantom section: Left Section

DASY Configuration:

- Probe: EX3DV4 - SN3736; ConvF(9.1, 9.1, 9.1) @ 711 MHz; Calibrated: 2018-4-27
- Sensor-Surface: 1.4mm (Mechanical Surface Detection), $z = 1.0, 31.0$
- Electronics: DAE4 Sn851; Calibrated: 2018-7-18
- Phantom: SAM9; Type: SAM; Serial: 1958
- DASY52 52.10.1(1476); SEMCAD X 14.6.11(7439)

Configuration/Head/Area Scan (9x13x1): Measurement grid: $dx=15\text{mm}$, $dy=15\text{mm}$

Maximum value of SAR (measured) = 0.162 W/kg

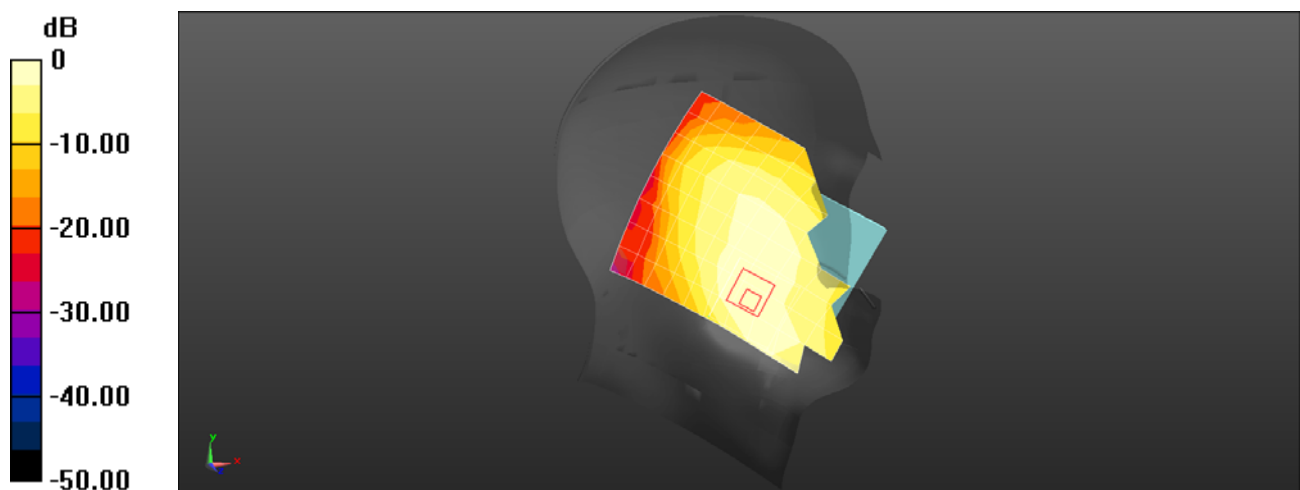
Configuration/Head/Zoom Scan (7x7x7)/Cube 0: Measurement grid: $dx=8\text{mm}$, $dy=8\text{mm}$, $dz=5\text{mm}$

Reference Value = 7.921 V/m; Power Drift = -0.05 dB

Peak SAR (extrapolated) = 0.196 W/kg

SAR(1 g) = 0.122 W/kg; SAR(10 g) = 0.081 W/kg

Maximum value of SAR (measured) = 0.168 W/kg



0 dB = 0.162 W/kg = -7.90 dBW/kg

Test Laboratory: HUAWEI SAR/HAC Lab

ELE-L29 LTE Band 12 10M QPSK 1RB 49 Offset 23130CH Back Side 15mm-Second Antenna

DUT: ELE-L29; Type: Smart Phone; Serial: SAR1

Communication System: UID 0, LTE-FDD (SC-FDMA, 10MHz, QPSK/16-QAM) (0); Frequency: 711 MHz; Duty Cycle: 1:1

Medium parameters used: $f = 711 \text{ MHz}$; $\sigma = 0.973 \text{ S/m}$; $\epsilon_r = 54.145$; $\rho = 1000 \text{ kg/m}^3$

Phantom section: Flat Section

DASY Configuration:

- Probe: EX3DV4 - SN3744; ConvF(9.54, 9.54, 9.54) @ 711 MHz; Calibrated: 2018-7-25
- Sensor-Surface: 1.4mm (Mechanical Surface Detection), $z = 1.0, 31.0$
- Electronics: DAE3 Sn393; Calibrated: 2018-8-14
- Phantom: SAM2; Type: SAM; Serial: 1474
- DASY52 52.10.1(1476); SEMCAD X 14.6.11(7439)

Configuration/Body/Area Scan (9x14x1): Measurement grid: $dx=15\text{mm}$, $dy=15\text{mm}$

Maximum value of SAR (measured) = 0.0908 W/kg

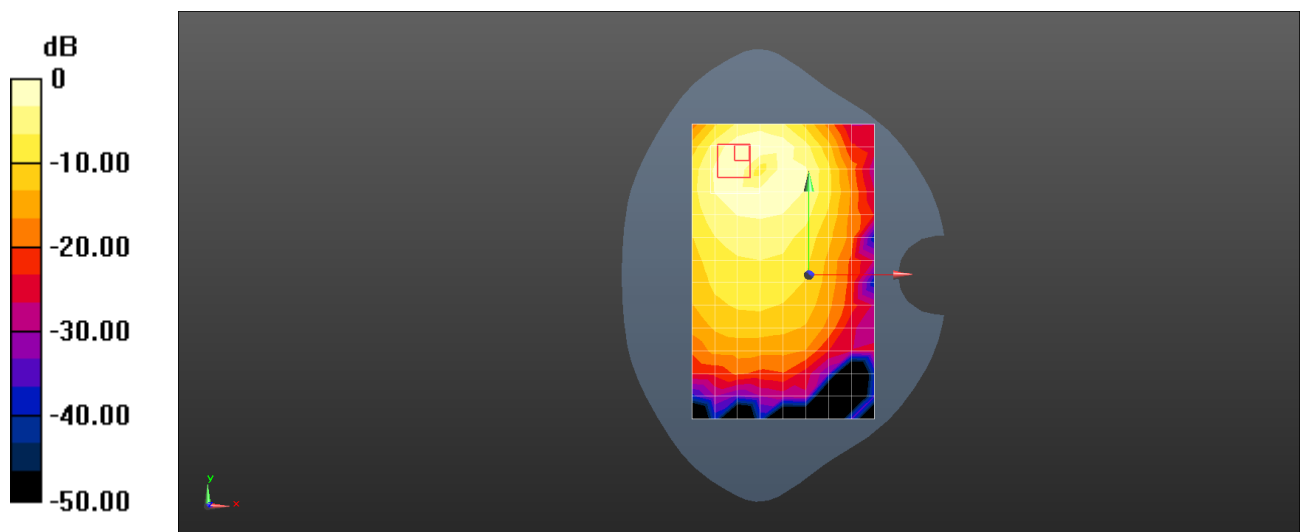
Configuration/Body/Zoom Scan (6x6x7)/Cube 0: Measurement grid: $dx=8\text{mm}$, $dy=8\text{mm}$, $dz=5\text{mm}$

Reference Value = 6.050 V/m; Power Drift = 0.15 dB

Peak SAR (extrapolated) = 0.108 W/kg

SAR(1 g) = 0.068 W/kg; SAR(10 g) = 0.048 W/kg

Maximum value of SAR (measured) = 0.0918 W/kg



0 dB = 0.0908 W/kg = -10.42 dBW/kg

Test Laboratory: HUAWEI SAR/HAC Lab

ELE-L29 LTE Band 12 10M QPSK 1RB 49 Offset 23130CH Back Side 15mm-Main Antenna

DUT: ELE-L29; Type: Smart Phone; Serial: SAR1

Communication System: UID 0, LTE-FDD (SC-FDMA, 10MHz, QPSK/16-QAM) (0); Frequency: 711 MHz; Duty Cycle: 1:1

Medium parameters used: $f = 711$ MHz; $\sigma = 0.973$ S/m; $\epsilon_r = 54.145$; $\rho = 1000$ kg/m³

Phantom section: Flat Section

DASY Configuration:

- Probe: EX3DV4 - SN3744; ConvF(9.54, 9.54, 9.54) @ 711 MHz; Calibrated: 2018-7-25
- Sensor-Surface: 1.4mm (Mechanical Surface Detection), $z = 1.0, 31.0$
- Electronics: DAE3 Sn393; Calibrated: 2018-8-14
- Phantom: SAM2; Type: SAM; Serial: 1474
- DASY52 52.10.1(1476); SEMCAD X 14.6.11(7439)

Configuration/Body/Area Scan (9x14x1): Measurement grid: $dx=15$ mm, $dy=15$ mm

Maximum value of SAR (measured) = 0.367 W/kg

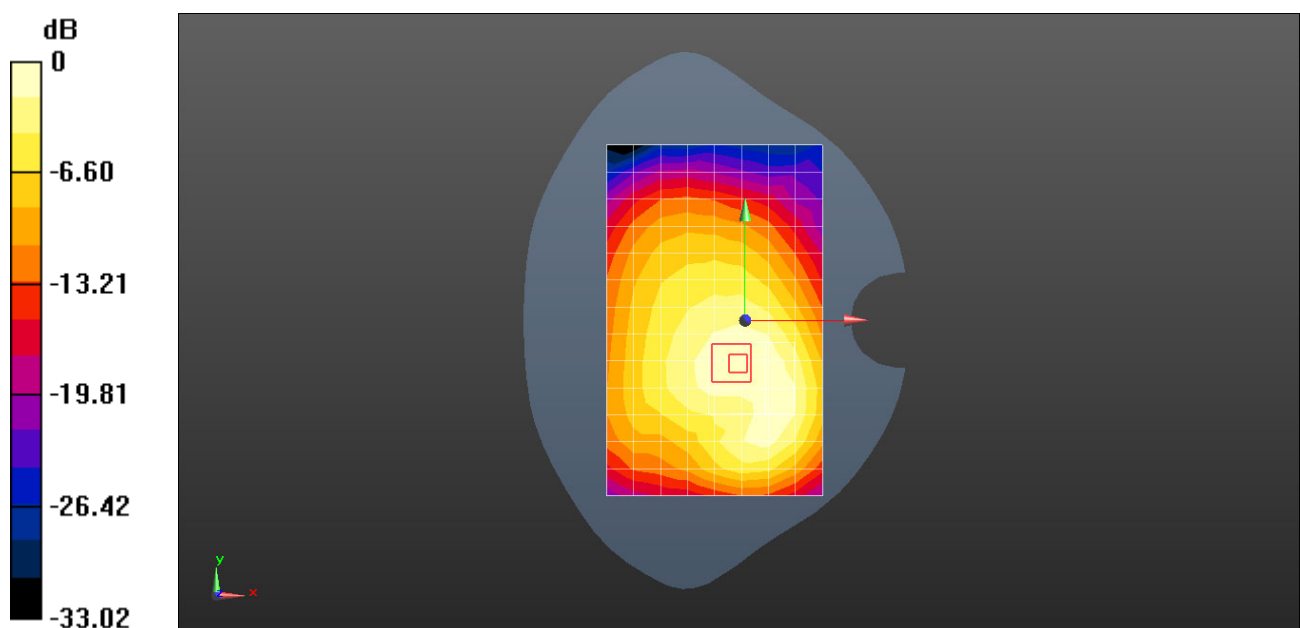
Configuration/Body/Zoom Scan (7x6x7)/Cube 0: Measurement grid: $dx=8$ mm, $dy=8$ mm, $dz=5$ mm

Reference Value = 14.68 V/m; Power Drift = -0.07 dB

Peak SAR (extrapolated) = 0.429 W/kg

SAR(1 g) = 0.269 W/kg; SAR(10 g) = 0.193 W/kg

Maximum value of SAR (measured) = 0.363 W/kg



0 dB = 0.367 W/kg = -4.35 dBW/kg

Test Laboratory: HUAWEI SAR/HAC Lab

ELE-L29 LTE Band 12 10M QPSK 1RB 0 Offset 23130CH Back Side 10mm-Second Antenna

DUT: ELE-L29; Type: Smart Phone; Serial: SAR1

Communication System: UID 0, LTE-FDD (SC-FDMA, 10MHz, QPSK/16-QAM) (0); Frequency: 711 MHz; Duty Cycle: 1:1

Medium parameters used: $f = 711$ MHz; $\sigma = 0.973$ S/m; $\epsilon_r = 54.145$; $\rho = 1000$ kg/m³

Phantom section: Flat Section

DASY Configuration:

- Probe: EX3DV4 - SN3744; ConvF(9.54, 9.54, 9.54) @ 711 MHz; Calibrated: 2018-7-25
- Sensor-Surface: 1.4mm (Mechanical Surface Detection), $z = 1.0, 31.0$
- Electronics: DAE3 Sn393; Calibrated: 2018-8-14
- Phantom: SAM2; Type: SAM; Serial: 1474
- DASY52 52.10.1(1476); SEMCAD X 14.6.11(7439)

Configuration/Body/Area Scan (9x14x1): Measurement grid: $dx=15$ mm, $dy=15$ mm

Maximum value of SAR (measured) = 0.132 W/kg

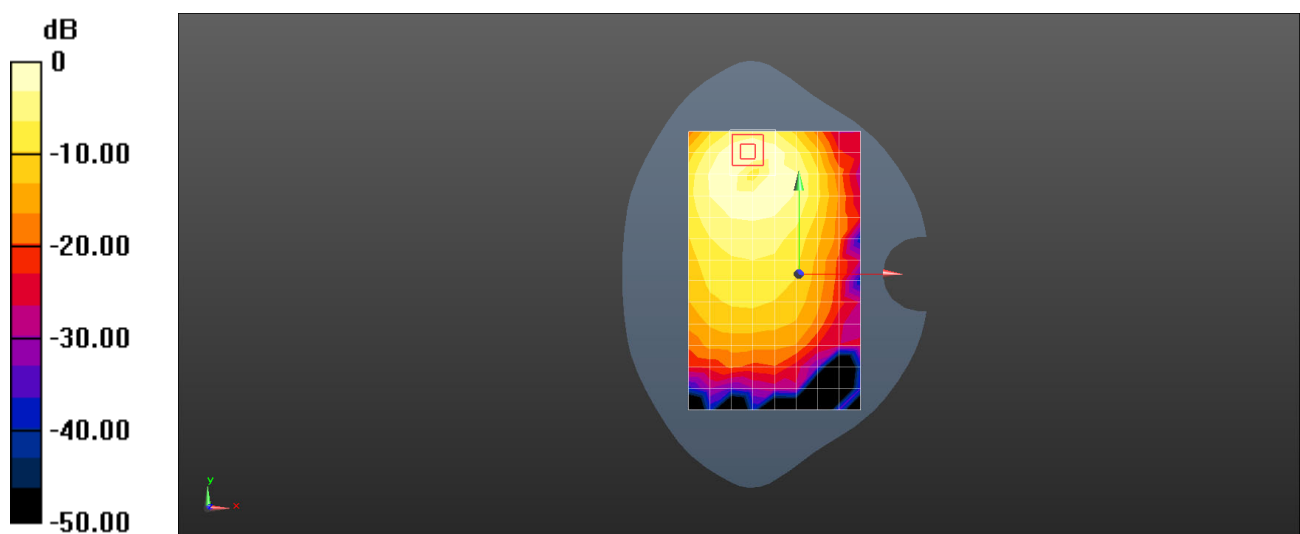
Configuration/Body/Zoom Scan (5x5x7)/Cube 0: Measurement grid: $dx=8$ mm, $dy=8$ mm, $dz=5$ mm

Reference Value = 5.030 V/m; Power Drift = 0.03 dB

Peak SAR (extrapolated) = 0.163 W/kg

SAR(1 g) = 0.086 W/kg; SAR(10 g) = 0.047 W/kg

Maximum value of SAR (measured) = 0.134 W/kg



0 dB = 0.132 W/kg = -8.79 dBW/kg

Test Laboratory: HUAWEI SAR/HAC Lab

ELE-L29 LTE Band 12 10M QPSK 1RB 49 Offset 23130CH Left Side 10mm with SIM2-Main Antenna

DUT: ELE-L29; Type: Smart Phone; Serial: SAR1

Communication System: UID 0, LTE-FDD (SC-FDMA, 10MHz, QPSK/16-QAM) (0); Frequency: 711 MHz; Duty Cycle: 1:1

Medium parameters used: $f = 711$ MHz; $\sigma = 0.973$ S/m; $\epsilon_r = 54.145$; $\rho = 1000$ kg/m³

Phantom section: Flat Section

DASY Configuration:

- Probe: EX3DV4 - SN3744; ConvF(9.54, 9.54, 9.54) @ 711 MHz; Calibrated: 2018-7-25
- Sensor-Surface: 1.4mm (Mechanical Surface Detection), $z = 1.0, 31.0$
- Electronics: DAE3 Sn393; Calibrated: 2018-8-14
- Phantom: SAM2; Type: SAM; Serial: 1474
- DASY52 52.10.1(1476); SEMCAD X 14.6.11(7439)

Configuration/Body/Area Scan (5x14x1): Measurement grid: $dx=15$ mm, $dy=15$ mm

Maximum value of SAR (measured) = 0.474 W/kg

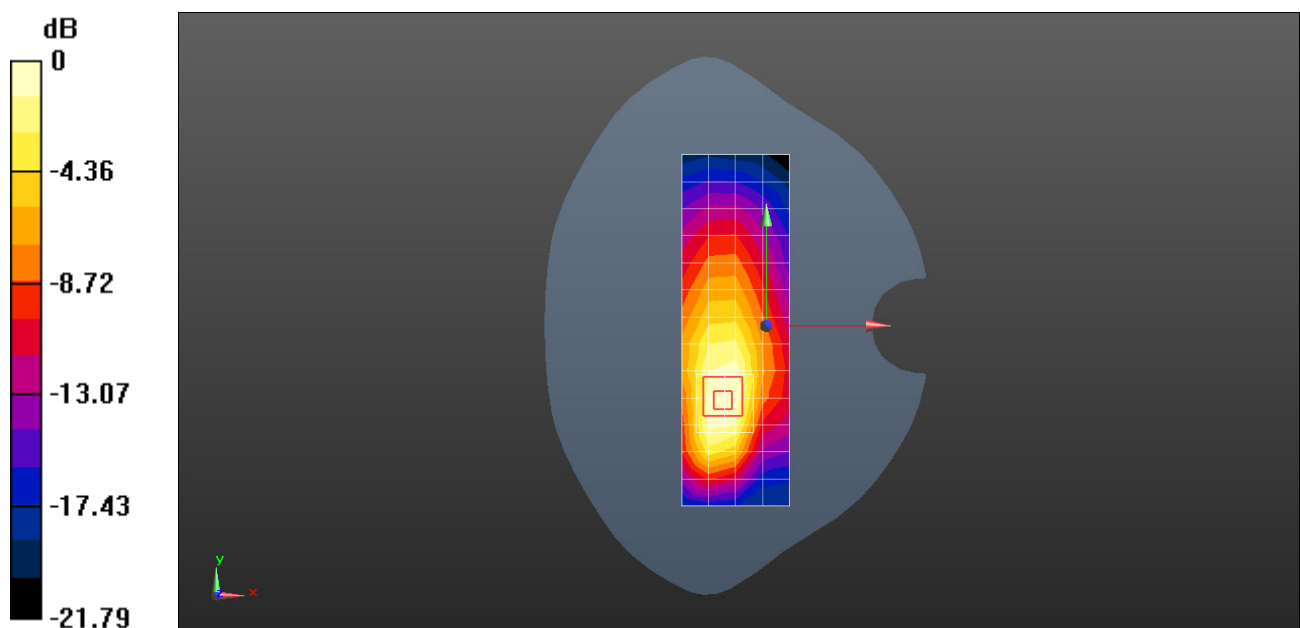
Configuration/Body/Zoom Scan (5x5x7)/Cube 0: Measurement grid: $dx=8$ mm, $dy=8$ mm, $dz=5$ mm

Reference Value = 14.51 V/m; Power Drift = 0.10 dB

Peak SAR (extrapolated) = 0.886 W/kg

SAR(1 g) = 0.446 W/kg; SAR(10 g) = 0.236 W/kg

Maximum value of SAR (measured) = 0.712 W/kg



0 dB = 0.474 W/kg = -3.24 dBW/kg

Test Laboratory: HUAWEI SAR/HAC Lab

ELE-L29 LTE Band 17 10M QPSK 50%RB 0 Offset 23780CH Right Tilt-Second Antenna

DUT: ELE-L29; Type: Smart Phone; Serial: SAR6

Communication System: UID 0, LTE-FDD (SC-FDMA, 10MHz, QPSK/16-QAM) (0); Frequency: 709 MHz; Duty Cycle: 1:1

Medium parameters used: $f = 709$ MHz; $\sigma = 0.919$ S/m; $\epsilon_r = 40.521$; $\rho = 1000$ kg/m³

Phantom section: Right Section

DASY Configuration:

- Probe: EX3DV4 - SN3736; ConvF(9.1, 9.1, 9.1) @ 709 MHz; Calibrated: 2018-4-27
- Sensor-Surface: 1.4mm (Mechanical Surface Detection), $z = 1.0, 31.0$
- Electronics: DAE4 Sn851; Calibrated: 2018-7-18
- Phantom: SAM9; Type: SAM; Serial: 1958
- DASY52 52.10.1(1476); SEMCAD X 14.6.11(7439)

Configuration/Head/Area Scan (9x14x1): Measurement grid: $dx=15$ mm, $dy=15$ mm
Maximum value of SAR (measured) = 0.350 W/kg

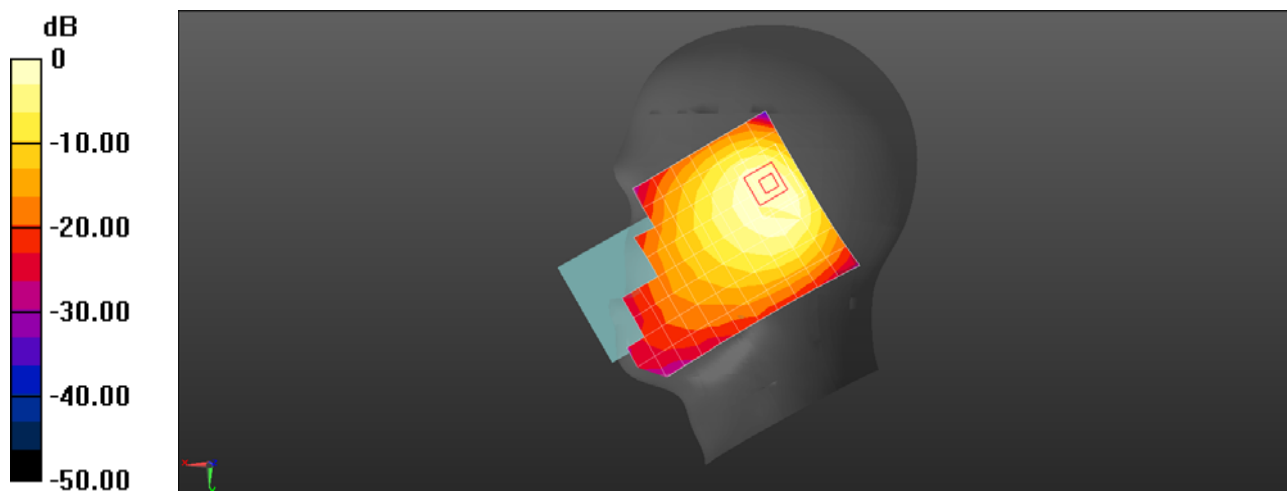
Configuration/Head/Zoom Scan (6x5x7)/Cube 0: Measurement grid: $dx=8$ mm, $dy=8$ mm, $dz=5$ mm

Reference Value = 12.75 V/m; Power Drift = -0.05 dB

Peak SAR (extrapolated) = 0.794 W/kg

SAR(1 g) = 0.288 W/kg; SAR(10 g) = 0.131 W/kg

Maximum value of SAR (measured) = 0.575 W/kg



Test Laboratory: HUAWEI SAR/HAC Lab

ELE-L29 LTE Band 17 10M QPSK 1RB 49 Offset 23800CH Back Side 15mm-Second Antenna

DUT: ELE-L29; Type: Smart Phone; Serial: SAR3

Communication System: UID 0, LTE-FDD (SC-FDMA, 10MHz, QPSK/16-QAM) (0); Frequency: 711 MHz; Duty Cycle: 1:1

Medium parameters used: $f = 711$ MHz; $\sigma = 0.958$ S/m; $\epsilon_r = 54.903$; $\rho = 1000$ kg/m³

Phantom section: Flat Section

DASY Configuration:

- Probe: EX3DV4 - SN3744; ConvF(9.54, 9.54, 9.54) @ 711 MHz; Calibrated: 2018-7-25
- Sensor-Surface: 1.4mm (Mechanical Surface Detection), $z = 1.0, 31.0$
- Electronics: DAE4 Sn852; Calibrated: 2018-4-23
- Phantom: SAM5; Type: SAM; Serial: 1892
- DASY52 52.10.1(1476); SEMCAD X 14.6.11(7439)

Configuration/Body/Area Scan (8x14x1): Measurement grid: $dx=15$ mm, $dy=15$ mm

Maximum value of SAR (measured) = 0.112 W/kg

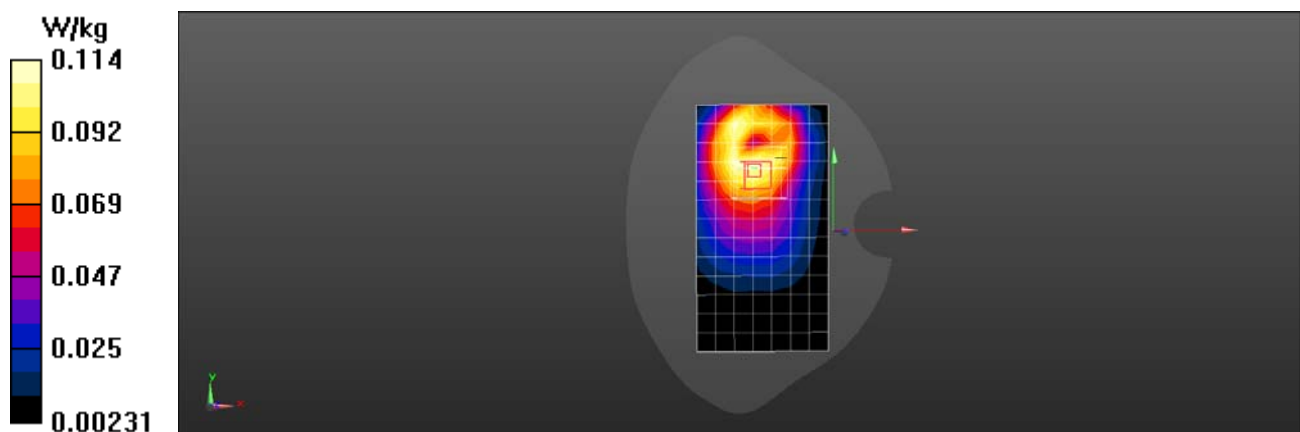
Configuration/Body/Zoom Scan (6x6x7)/Cube 0: Measurement grid: $dx=8$ mm, $dy=8$ mm, $dz=5$ mm

Reference Value = 7.830 V/m; Power Drift = -0.09 dB

Peak SAR (extrapolated) = 0.130 W/kg

SAR(1 g) = 0.088 W/kg; SAR(10 g) = 0.061 W/kg

Maximum value of SAR (measured) = 0.114 W/kg



Test Laboratory: HUAWEI SAR/HAC Lab

ELE-L29 LTE Band 17 10M QPSK 1RB 49 Offset 23800CH Back Side 10mm

with Battery2-Second Antenna

DUT: ELE-L29; Type: Smart Phone; Serial: SAR3

Communication System: UID 0, LTE-FDD (SC-FDMA, 10MHz, QPSK/16-QAM) (0); Frequency: 711 MHz; Duty Cycle: 1:1

Medium parameters used: $f = 711$ MHz; $\sigma = 0.958$ S/m; $\epsilon_r = 54.903$; $\rho = 1000$ kg/m³

Phantom section: Flat Section

DASY Configuration:

- Probe: EX3DV4 - SN3744; ConvF(9.54, 9.54, 9.54) @ 711 MHz; Calibrated: 2018-7-25
- Sensor-Surface: 1.4mm (Mechanical Surface Detection), $z = 1.0, 31.0$
- Electronics: DAE4 Sn852; Calibrated: 2018-4-23
- Phantom: SAM5; Type: SAM; Serial: 1892
- DASY52 52.10.1(1476); SEMCAD X 14.6.11(7439)

Configuration/Body/Area Scan (8x14x1): Measurement grid: $dx=15$ mm, $dy=15$ mm

Maximum value of SAR (measured) = 0.266 W/kg

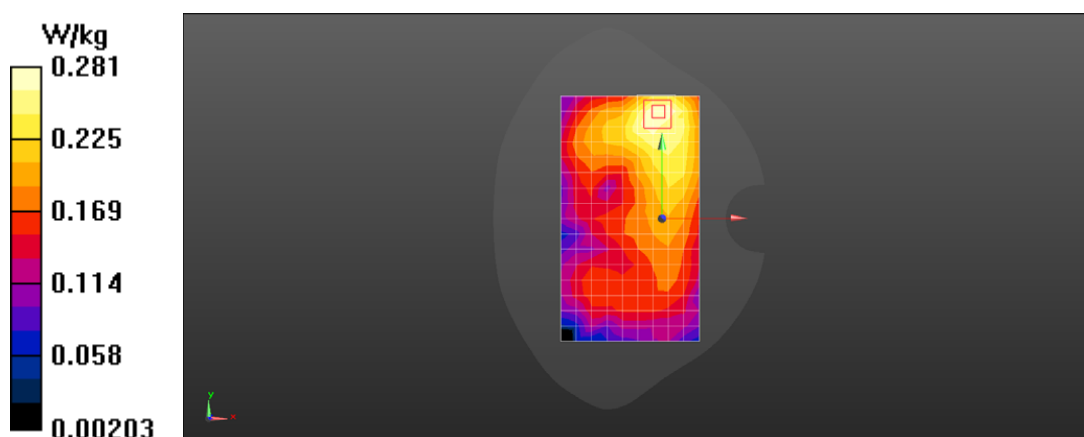
Configuration/Body/Zoom Scan (5x5x7)/Cube 0: Measurement grid: $dx=8$ mm, $dy=8$ mm, $dz=5$ mm

Reference Value = 8.647 V/m; Power Drift = -0.04 dB

Peak SAR (extrapolated) = 0.352 W/kg

SAR(1 g) = 0.181 W/kg; SAR(10 g) = 0.099 W/kg

Maximum value of SAR (measured) = 0.281 W/kg



Test Laboratory: HUAWEI SAR/HAC Lab

ELE-L29 LTE Band 26 15M QPSK 1RB 74 Offset 26965CH Right Cheek-Second Antenna

DUT: ELE-L29; Type: Smart Phone; Serial: SAR6

Communication System: UID 0, LTE-FDD (SC-FDMA, 15MHz, QPSK/16-QAM) (0); Frequency: 841.5 MHz; Duty Cycle: 1:1

Medium parameters used (interpolated): $f = 841.5$ MHz; $\sigma = 0.937$ S/m; $\epsilon_r = 40.54$; $\rho = 1000$ kg/m³

Phantom section: Right Section

DASY Configuration:

- Probe: EX3DV4 - SN3736; ConvF(8.86, 8.86, 8.86) @ 841.5 MHz; Calibrated: 2018-4-27
- Sensor-Surface: 1.4mm (Mechanical Surface Detection), $z = 1.0, 31.0$
- Electronics: DAE4 Sn851; Calibrated: 2018-7-18
- Phantom: SAM9; Type: SAM; Serial: 1958
- DASY52 52.10.1(1476); SEMCAD X 14.6.11(7439)

Configuration/Head/Area Scan (9x14x1): Measurement grid: $dx=15$ mm, $dy=15$ mm

[Info: Interpolated medium parameters used for SAR evaluation.](#)

Maximum value of SAR (measured) = 0.453 W/kg

Configuration/Head/Zoom Scan (6x5x7)/Cube 0: Measurement grid: $dx=8$ mm, $dy=8$ mm, $dz=5$ mm

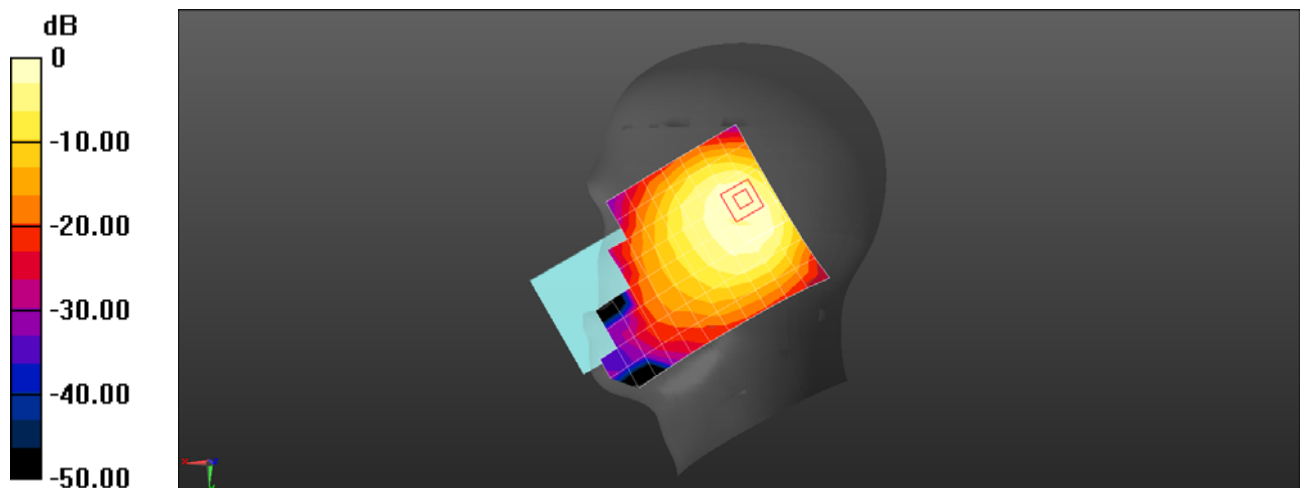
Reference Value = 14.05 V/m; Power Drift = 0.03 dB

Peak SAR (extrapolated) = 0.747 W/kg

SAR(1 g) = 0.347 W/kg; SAR(10 g) = 0.179 W/kg

[Info: Interpolated medium parameters used for SAR evaluation.](#)

Maximum value of SAR (measured) = 0.572 W/kg



0 dB = 0.453 W/kg = -3.44 dBW/kg

Test Laboratory: HUAWEI SAR/HAC Lab

ELE-L29 LTE Band 26 15M QPSK 1RB 0 Offset 26865CH Right Cheek-Main Antenna

DUT: ELE-L29; Type: Smart Phone; Serial: SAR6

Communication System: UID 0, LTE-FDD (SC-FDMA, 15MHz, QPSK/16-QAM) (0); Frequency: 831.5 MHz; Duty Cycle: 1:1

Medium parameters used (interpolated): $f = 831.5$ MHz; $\sigma = 0.933$ S/m; $\epsilon_r = 40.571$; $\rho = 1000$ kg/m³

Phantom section: Right Section

DASY Configuration:

- Probe: EX3DV4 - SN3736; ConvF(8.86, 8.86, 8.86) @ 831.5 MHz; Calibrated: 2018-4-27
- Sensor-Surface: 1.4mm (Mechanical Surface Detection), $z = 1.0, 31.0$
- Electronics: DAE4 Sn851; Calibrated: 2018-7-18
- Phantom: SAM9; Type: SAM; Serial: 1958
- DASY52 52.10.1(1476); SEMCAD X 14.6.11(7439)

Configuration/Head/Area Scan (9x14x1): Measurement grid: $dx=15$ mm, $dy=15$ mm

[Info: Interpolated medium parameters used for SAR evaluation.](#)

Maximum value of SAR (measured) = 0.143 W/kg

Configuration/Head/Zoom Scan (6x5x7)/Cube 0: Measurement grid: $dx=8$ mm, $dy=8$ mm, $dz=5$ mm


Reference Value = 4.157 V/m; Power Drift = 0.16 dB

Peak SAR (extrapolated) = 0.159 W/kg

SAR(1 g) = 0.126 W/kg; SAR(10 g) = 0.098 W/kg

[Info: Interpolated medium parameters used for SAR evaluation.](#)

Maximum value of SAR (measured) = 0.145 W/kg



0 dB = 0.143 W/kg = -8.44 dBW/kg

Test Laboratory: HUAWEI SAR/HAC Lab

ELE-L29 LTE Band 26 15M QPSK 50%RB 18 Offset 26965CH Back Side 15mm-Second Antenna

DUT: ELE-L29; Type: Smart Phone; Serial: SAR3

Communication System: UID 0, LTE-FDD (SC-FDMA, 15MHz, QPSK/16-QAM) (0); Frequency: 841.5 MHz; Duty Cycle: 1:1

Medium parameters used (interpolated): $f = 841.5$ MHz; $\sigma = 1.009$ S/m; $\epsilon_r = 54.531$; $\rho = 1000$ kg/m³

Phantom section: Flat Section

DASY Configuration:

- Probe: EX3DV4 - SN3744; ConvF(9.12, 9.12, 9.12) @ 841.5 MHz; Calibrated: 2018-7-25
- Sensor-Surface: 1.4mm (Mechanical Surface Detection), $z = 1.0, 31.0$
- Electronics: DAE4 Sn852; Calibrated: 2018-4-23
- Phantom: SAM5; Type: SAM; Serial: 1892
- DASY52 52.10.1(1476); SEMCAD X 14.6.11(7439)

Configuration/Body/Area Scan (8x14x1): Measurement grid: $dx=15$ mm, $dy=15$ mm

[Info: Interpolated medium parameters used for SAR evaluation.](#)

Maximum value of SAR (measured) = 0.194 W/kg

Configuration/Body/Zoom Scan (5x5x7)/Cube 0: Measurement grid: $dx=8$ mm, $dy=8$ mm, $dz=5$ mm

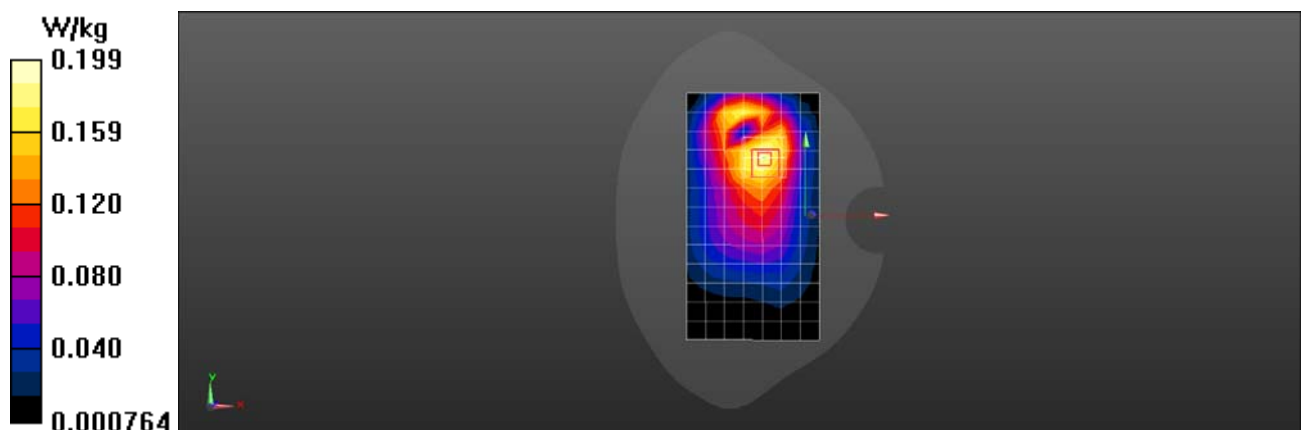
Reference Value = 10.56 V/m; Power Drift = -0.05 dB

Peak SAR (extrapolated) = 0.223 W/kg

SAR(1 g) = 0.156 W/kg; SAR(10 g) = 0.108 W/kg

[Info: Interpolated medium parameters used for SAR evaluation.](#)

Maximum value of SAR (measured) = 0.199 W/kg



Test Laboratory: HUAWEI SAR/HAC Lab

ELE-L29 LTE Band 26 15M QPSK 1RB 0 Offset 26865CH Back Side 15mm with Battery2-Main Antenna

DUT: ELE-L29; Type: Smart Phone; Serial: SAR3

Communication System: UID 0, LTE-FDD (SC-FDMA, 15MHz, QPSK/16-QAM) (0); Frequency: 831.5 MHz; Duty Cycle: 1:1

Medium parameters used (interpolated): $f = 831.5$ MHz; $\sigma = 1.005$ S/m; $\epsilon_r = 54.55$; $\rho = 1000$ kg/m³

Phantom section: Flat Section

DASY Configuration:

- Probe: EX3DV4 - SN3744; ConvF(9.12, 9.12, 9.12) @ 831.5 MHz; Calibrated: 2018-7-25
- Sensor-Surface: 1.4mm (Mechanical Surface Detection), $z = 1.0, 31.0$
- Electronics: DAE4 Sn852; Calibrated: 2018-4-23
- Phantom: SAM5; Type: SAM; Serial: 1892
- DASY52 52.10.1(1476); SEMCAD X 14.6.11(7439)

Configuration/Body/Area Scan (8x14x1): Measurement grid: $dx=15$ mm, $dy=15$ mm

[Info: Interpolated medium parameters used for SAR evaluation.](#)

Maximum value of SAR (measured) = 0.352 W/kg

Configuration/Body/Zoom Scan (5x5x7)/Cube 0: Measurement grid: $dx=8$ mm, $dy=8$ mm, $dz=5$ mm

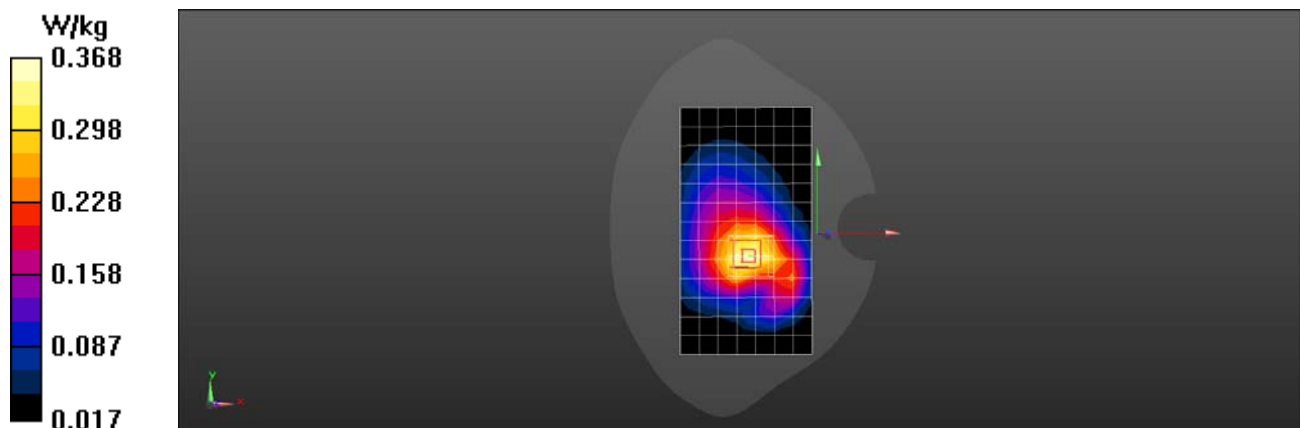
Reference Value = 16.68 V/m; Power Drift = -0.06 dB

Peak SAR (extrapolated) = 0.409 W/kg

SAR(1 g) = 0.293 W/kg; SAR(10 g) = 0.210 W/kg

[Info: Interpolated medium parameters used for SAR evaluation.](#)

Maximum value of SAR (measured) = 0.368 W/kg



Test Laboratory: HUAWEI SAR/HAC Lab

ELE-L29 LTE Band 26 15M QPSK 50%RB 39 Offset 26965CH Back Side 10mm with Battery2-Second Antenna

DUT: ELE-L29; Type: Smart Phone; Serial: SAR3

Communication System: UID 0, LTE-FDD (SC-FDMA, 15MHz, QPSK/16-QAM) (0); Frequency: 841.5 MHz; Duty Cycle: 1:1

Medium parameters used (interpolated): $f = 841.5$ MHz; $\sigma = 1.009$ S/m; $\epsilon_r = 54.531$; $\rho = 1000$ kg/m³

Phantom section: Flat Section

DASY Configuration:

- Probe: EX3DV4 - SN3744; ConvF(9.12, 9.12, 9.12) @ 841.5 MHz; Calibrated: 2018-7-25
- Sensor-Surface: 1.4mm (Mechanical Surface Detection), $z = 1.0, 31.0$
- Electronics: DAE4 Sn852; Calibrated: 2018-4-23
- Phantom: SAM5; Type: SAM; Serial: 1892
- DASY52 52.10.1(1476); SEMCAD X 14.6.11(7439)

Configuration/Body/Area Scan (8x14x1): Measurement grid: $dx=15$ mm, $dy=15$ mm

[Info: Interpolated medium parameters used for SAR evaluation.](#)

Maximum value of SAR (measured) = 0.258 W/kg

Configuration/Body/Zoom Scan (5x5x7)/Cube 0: Measurement grid: $dx=8$ mm, $dy=8$ mm, $dz=5$ mm

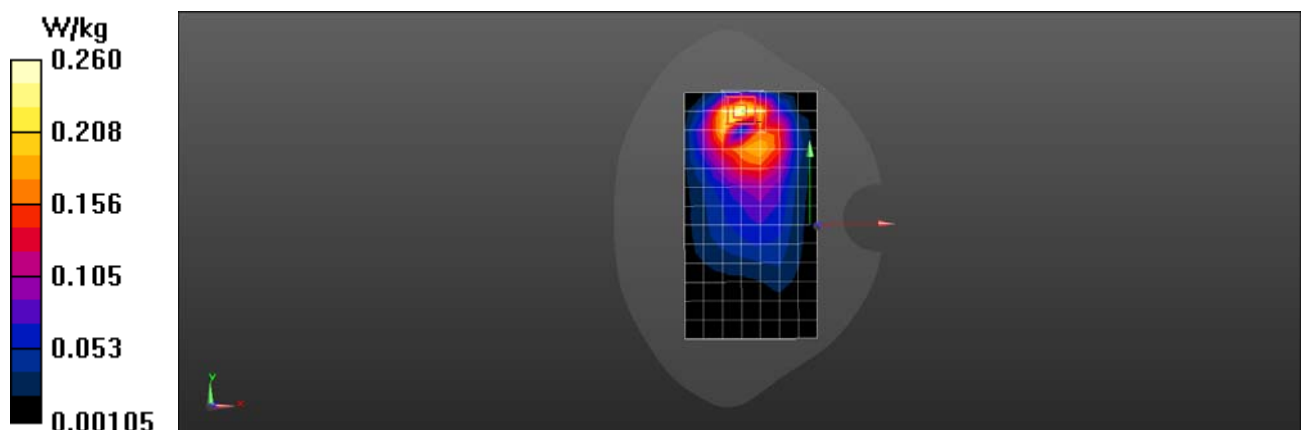
Reference Value = 8.604 V/m; Power Drift = -0.03 dB

Peak SAR (extrapolated) = 0.314 W/kg

SAR(1 g) = 0.169 W/kg; SAR(10 g) = 0.092 W/kg

[Info: Interpolated medium parameters used for SAR evaluation.](#)

Maximum value of SAR (measured) = 0.260 W/kg



Test Laboratory: HUAWEI SAR/HAC Lab

ELE-L29 LTE Band 26 15M QPSK 1RB 0 Offset 26865CH Back Side 10mm-Main Antenna

DUT: ELE-L29; Type: Smart Phone; Serial: SAR3

Communication System: UID 0, LTE-FDD (SC-FDMA, 15MHz, QPSK/16-QAM) (0); Frequency: 831.5 MHz; Duty Cycle: 1:1

Medium parameters used (interpolated): $f = 831.5$ MHz; $\sigma = 1.005$ S/m; $\epsilon_r = 54.55$; $\rho = 1000$ kg/m³

Phantom section: Flat Section

DASY Configuration:

- Probe: EX3DV4 - SN3744; ConvF(9.12, 9.12, 9.12) @ 831.5 MHz; Calibrated: 2018-7-25
- Sensor-Surface: 1.4mm (Mechanical Surface Detection), $z = 1.0, 31.0$
- Electronics: DAE4 Sn852; Calibrated: 2018-4-23
- Phantom: SAM5; Type: SAM; Serial: 1892
- DASY52 52.10.1(1476); SEMCAD X 14.6.11(7439)

Configuration/Body/Area Scan (8x14x1): Measurement grid: $dx=15$ mm, $dy=15$ mm

[Info: Interpolated medium parameters used for SAR evaluation.](#)

Maximum value of SAR (measured) = 0.553 W/kg

Configuration/Body/Zoom Scan (5x5x7)/Cube 0: Measurement grid: $dx=8$ mm, $dy=8$ mm, $dz=5$ mm

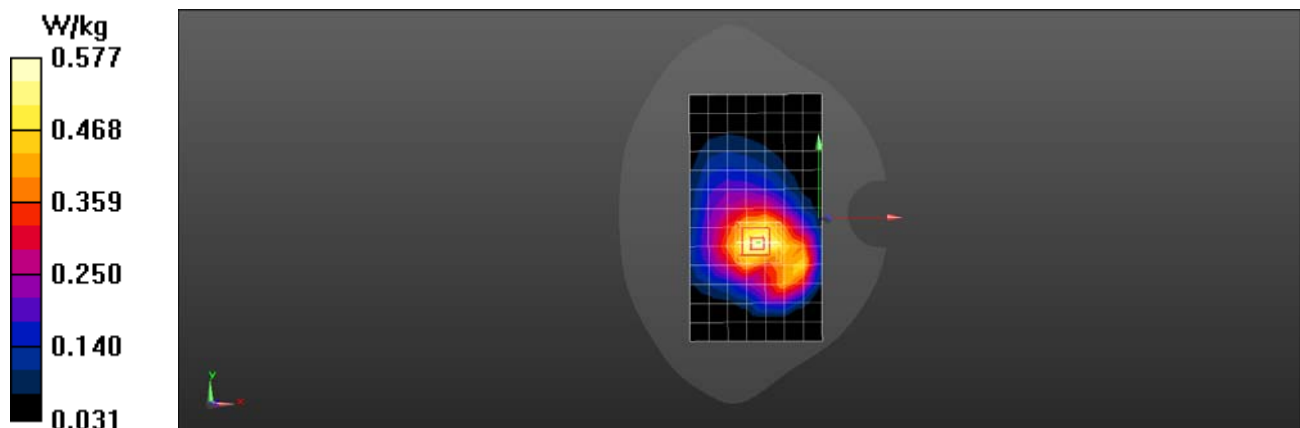
Reference Value = 19.90 V/m; Power Drift = -0.03 dB

Peak SAR (extrapolated) = 0.639 W/kg

SAR(1 g) = 0.461 W/kg; SAR(10 g) = 0.325 W/kg

[Info: Interpolated medium parameters used for SAR evaluation.](#)

Maximum value of SAR (measured) = 0.577 W/kg



Test Laboratory: HUAWEI SAR/HAC Lab

ELE-L29 LTE Band 38 20M QPSK 50%RB 0 Offset 37850CH Right Tilt-Second Antenna

DUT: ELE-L29; Type: Smart Phone; Serial: SAR3

Communication System: UID 0, LTE-TDD (SC-FDMA, 20MHz, QPSK/16-QAM) (0); Frequency: 2580 MHz; Duty Cycle: 1:1.57943

Medium parameters used: $f = 2580$ MHz; $\sigma = 1.878$ S/m; $\epsilon_r = 38.182$; $\rho = 1000$ kg/m³

Phantom section: Right Section

DASY Configuration:

- Probe: EX3DV4 - SN7505; ConvF(7.18, 7.18, 7.18) @ 2580 MHz; Calibrated: 2018-6-12
- Sensor-Surface: 1.4mm (Mechanical Surface Detection), $z = 1.0, 31.0$
- Electronics: DAE4 Sn852; Calibrated: 2018-4-23
- Phantom: SAM5; Type: SAM; Serial: 1892
- DASY52 52.10.1(1476); SEMCAD X 14.6.11(7439)

Configuration/Head/Area Scan (10x16x1): Measurement grid: $dx=12$ mm, $dy=12$ mm
Maximum value of SAR (measured) = 0.258 W/kg


Configuration/Head/Zoom Scan (9x8x7)/Cube 0: Measurement grid: $dx=5$ mm, $dy=5$ mm, $dz=5$ mm

Reference Value = 7.232 V/m; Power Drift = -0.10 dB

Peak SAR (extrapolated) = 0.399 W/kg

SAR(1 g) = 0.192 W/kg; SAR(10 g) = 0.0878W/kg

Maximum value of SAR (measured) = 0.329 W/kg



Test Laboratory: HUAWEI SAR/HAC Lab

ELE-L29 LTE Band 38 20M QPSK 1RB 50 Offset 37850CH Right Cheek-Main Antenna

DUT: ELE-L29; Type: Smart Phone; Serial: SAR3

Communication System: UID 0, LTE-TDD (SC-FDMA, 20MHz, QPSK/16-QAM) (0); Frequency: 2580 MHz; Duty Cycle: 1:1.57943

Medium parameters used: $f = 2580$ MHz; $\sigma = 1.878$ S/m; $\epsilon_r = 38.182$; $\rho = 1000$ kg/m³

Phantom section: Right Section

DASY Configuration:

- Probe: EX3DV4 - SN7505; ConvF(7.18, 7.18, 7.18) @ 2580 MHz; Calibrated: 2018-6-12
- Sensor-Surface: 1.4mm (Mechanical Surface Detection), $z = 1.0, 31.0$
- Electronics: DAE4 Sn852; Calibrated: 2018-4-23
- Phantom: SAM5; Type: SAM; Serial: 1892
- DASY52 52.10.1(1476); SEMCAD X 14.6.11(7439)

Configuration/Head/Area Scan (10x16x1): Measurement grid: $dx=12$ mm, $dy=12$ mm
Maximum value of SAR (measured) = 0.119 W/kg


Configuration/Head/Zoom Scan (7x7x7)/Cube 0: Measurement grid: $dx=5$ mm, $dy=5$ mm, $dz=5$ mm

Reference Value = 1.480 V/m; Power Drift = -0.16 dB

Peak SAR (extrapolated) = 0.140 W/kg

SAR(1 g) = 0.087 W/kg; SAR(10 g) = 0.047 W/kg

Maximum value of SAR (measured) = 0.120 W/kg



Test Laboratory: HUAWEI SAR/HAC Lab

ELE-L29 CA_38C P_1@99 37850CH S_1@0 38048CH Back Side 15mm-Second Antenna

DUT: ELE-L29; Type: Smart Phone; Serial: SAR1

Communication System: UID 0, LTE-TDD (SC-FDMA, 20MHz, QPSK/16-QAM) (0); Frequency: 2580 MHz; Duty Cycle: 1:1.57943

Medium parameters used: $f = 2580$ MHz; $\sigma = 2.075$ S/m; $\epsilon_r = 50.146$; $\rho = 1000$ kg/m³

Phantom section: Flat Section

DASY Configuration:

- Probe: EX3DV4 - SN7505; ConvF(7.23, 7.23, 7.23) @ 2580 MHz; Calibrated: 2018-6-12
- Sensor-Surface: 1.4mm (Mechanical Surface Detection), $z = 1.0, 31.0$
- Electronics: DAE3 Sn393; Calibrated: 2018-8-14
- Phantom: SAM2; Type: SAM; Serial: 1474
- DASY52 52.10.1(1476); SEMCAD X 14.6.11(7439)

Configuration/Body/Area Scan (10x16x1): Measurement grid: $dx=12$ mm, $dy=12$ mm

Maximum value of SAR (measured) = 0.108 W/kg

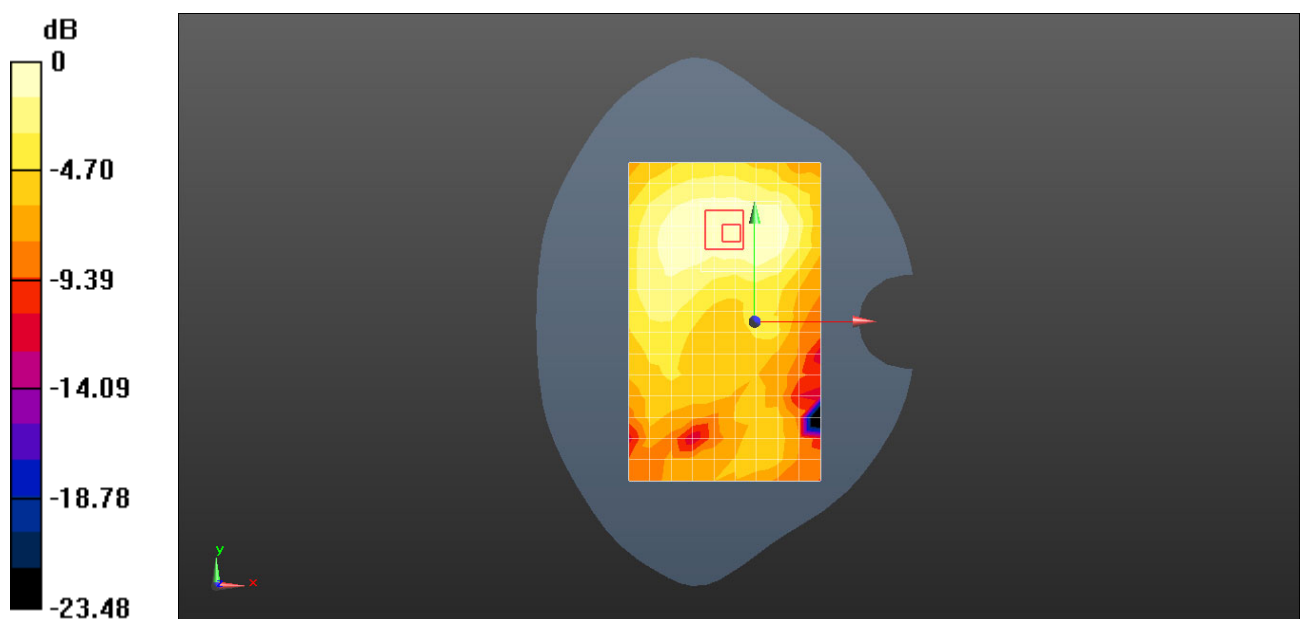
Configuration/Body/Zoom Scan (10x8x7)/Cube 0: Measurement grid: $dx=5$ mm, $dy=5$ mm, $dz=5$ mm

Reference Value = 6.984 V/m; Power Drift = -0.06 dB

Peak SAR (extrapolated) = 0.129 W/kg

SAR(1 g) = 0.065 W/kg; SAR(10 g) = 0.037 W/kg

Maximum value of SAR (measured) = 0.104 W/kg



0 dB = 0.108 W/kg = -9.67 dBW/kg

Test Laboratory: HUAWEI SAR/HAC Lab

ELE-L29 CA_38C P_1@99 37850CH S_1@0 38048CH Back Side 15mm-Main Antenna

DUT: ELE-L29; Type: Smart Phone; Serial: SAR1

Communication System: UID 0, LTE-TDD (SC-FDMA, 20MHz, QPSK/16-QAM) (0); Frequency: 2580 MHz; Duty Cycle: 1:1.57943

Medium parameters used: $f = 2580$ MHz; $\sigma = 2.178$ S/m; $\epsilon_r = 50.885$; $\rho = 1000$ kg/m³

Phantom section: Flat Section

DASY Configuration:

- Probe: EX3DV4 - SN3744; ConvF(7.35, 7.35, 7.35) @ 2580 MHz; Calibrated: 2018-7-25
- Sensor-Surface: 1.4mm (Mechanical Surface Detection), $z = 1.0, 31.0$
- Electronics: DAE3 Sn393; Calibrated: 2018-8-14
- Phantom: SAM2; Type: SAM; Serial: 1474
- DASY52 52.10.1(1476); SEMCAD X 14.6.11(7439)

Configuration/Body/Area Scan (10x16x1): Measurement grid: $dx=12$ mm, $dy=12$ mm

Maximum value of SAR (measured) = 0.224 W/kg

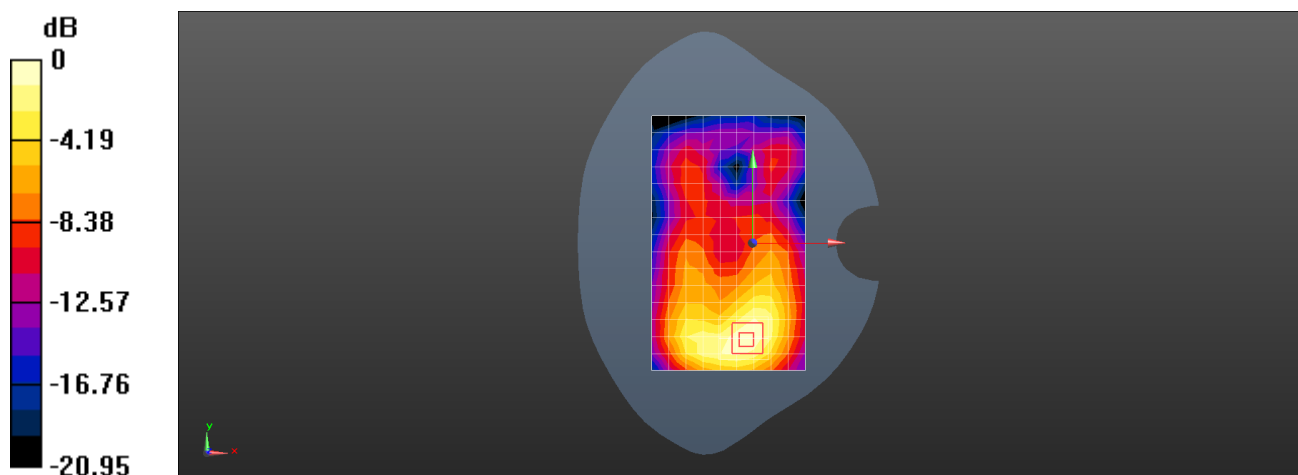
Configuration/Body/Zoom Scan (8x7x7)/Cube 0: Measurement grid: $dx=5$ mm, $dy=5$ mm, $dz=5$ mm

Reference Value = 3.132 V/m; Power Drift = -0.14 dB

Peak SAR (extrapolated) = 0.290 W/kg

SAR(1 g) = 0.155 W/kg; SAR(10 g) = 0.084 W/kg

Maximum value of SAR (measured) = 0.238 W/kg



0 dB = 0.238 W/kg = -6.23 dBW/kg

Test Laboratory: HUAWEI SAR/HAC Lab

ELE-L29 CA_38C P_1@99 37850CH S_1@0 38048CH Top Side 10mm with SIM2-Second Antenna

DUT: ELE-L29; Type: Smart Phone; Serial: SAR1

Communication System: UID 0, LTE-TDD (SC-FDMA, 20MHz, QPSK/16-QAM) (0); Frequency: 2580 MHz; Duty Cycle: 1:1.57943

Medium parameters used: $f = 2580$ MHz; $\sigma = 2.178$ S/m; $\epsilon_r = 50.885$; $\rho = 1000$ kg/m³

Phantom section: Flat Section

DASY Configuration:

- Probe: EX3DV4 - SN3744; ConvF(7.35, 7.35, 7.35) @ 2580 MHz; Calibrated: 2018-7-25
- Sensor-Surface: 1.4mm (Mechanical Surface Detection), $z = 1.0, 31.0$
- Electronics: DAE3 Sn393; Calibrated: 2018-8-14
- Phantom: SAM2; Type: SAM; Serial: 1474
- DASY52 52.10.1(1476); SEMCAD X 14.6.11(7439)

Configuration/Body/Area Scan (6x11x1): Measurement grid: $dx=12$ mm, $dy=12$ mm

Maximum value of SAR (measured) = 0.252 W/kg

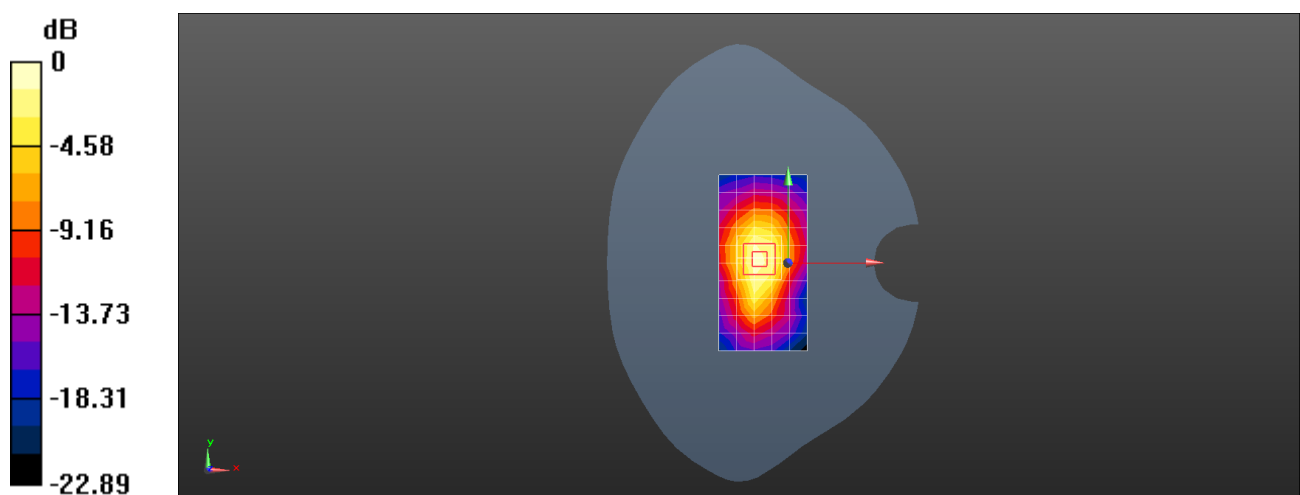
Configuration/Body/Zoom Scan (7x7x7)/Cube 0: Measurement grid: $dx=5$ mm, $dy=5$ mm, $dz=5$ mm

Reference Value = 11.83 V/m; Power Drift = 0.03 dB

Peak SAR (extrapolated) = 0.368 W/kg

SAR(1 g) = 0.185 W/kg; SAR(10 g) = 0.094 W/kg

Maximum value of SAR (measured) = 0.296 W/kg



0 dB = 0.296 W/kg = -5.29 dBW/kg

Test Laboratory: HUAWEI SAR/HAC Lab

ELE-L29 CA_38C P_1@0 38150CH S_1@99 37952CH Bottom Side 10mm with Battery2-Main Antenna

DUT: ELE-L29; Type: Smart Phone; Serial: SAR1

Communication System: UID 0, LTE-TDD (SC-FDMA, 20MHz, QPSK/16-QAM) (0); Frequency: 2610 MHz; Duty Cycle: 1:1.57943

Medium parameters used (interpolated): $f = 2610$ MHz; $\sigma = 2.207$ S/m; $\epsilon_r = 50.825$; $\rho = 1000$ kg/m³
Phantom section: Flat Section

DASY Configuration:

- Probe: EX3DV4 - SN3744; ConvF(7.35, 7.35, 7.35) @ 2610 MHz; Calibrated: 2018-7-25
- Sensor-Surface: 1.4mm (Mechanical Surface Detection), $z = 1.0, 31.0$
- Electronics: DAE3 Sn393; Calibrated: 2018-8-14
- Phantom: SAM2; Type: SAM; Serial: 1474
- DASY52 52.10.1(1476); SEMCAD X 14.6.11(7439)

Configuration/Body/Area Scan (6x11x1): Measurement grid: $dx=12$ mm, $dy=12$ mm

[Info: Interpolated medium parameters used for SAR evaluation.](#)

Maximum value of SAR (measured) = 0.337 W/kg

Configuration/Body/Zoom Scan (7x7x7)/Cube 0: Measurement grid: $dx=5$ mm, $dy=5$ mm, $dz=5$ mm

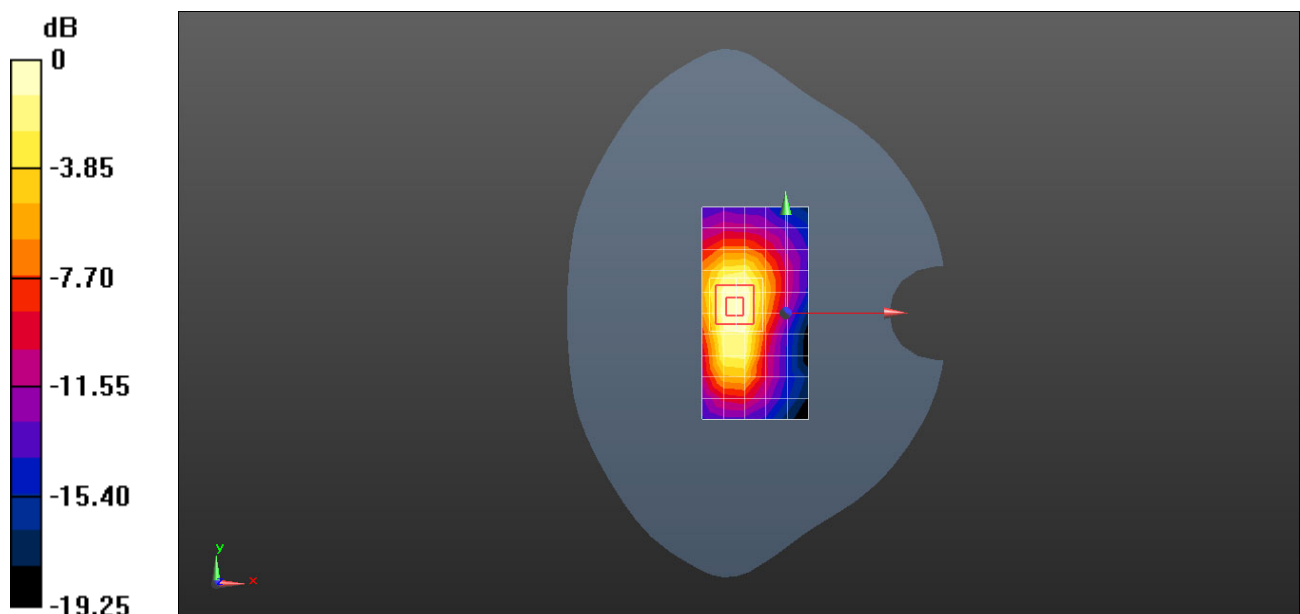
Reference Value = 9.212 V/m; Power Drift = 0.11 dB

Peak SAR (extrapolated) = 0.530 W/kg

SAR(1 g) = 0.262 W/kg; SAR(10 g) = 0.130 W/kg

[Info: Interpolated medium parameters used for SAR evaluation.](#)

Maximum value of SAR (measured) = 0.427 W/kg



0 dB = 0.337 W/kg = -4.72 dBW/kg

Test Laboratory: HUAWEI SAR/HAC Lab

ELE-L29 LTE Band 41 20M QPSK 1RB 0 Offset 40140CH Right Tilt-Second Antenna

DUT: ELE-L29; Type: Smart Phone; Serial: SAR6

Communication System: UID 0, LTE-TDD (SC-FDMA, 20MHz, QPSK/16-QAM) (0); Frequency: 2545 MHz; Duty Cycle: 1:1.57943

Medium parameters used (interpolated): $f = 2545$ MHz; $\sigma = 1.847$ S/m; $\epsilon_r = 37.325$; $\rho = 1000$ kg/m³

Phantom section: Right Section

DASY Configuration:

- Probe: EX3DV4 - SN3736; ConvF(6.93, 6.93, 6.93) @ 2545 MHz; Calibrated: 2018-4-27
- Sensor-Surface: 1.4mm (Mechanical Surface Detection), $z = 1.0, 31.0$
- Electronics: DAE4 Sn851; Calibrated: 2018-7-18
- Phantom: SAM9; Type: SAM; Serial: 1958
- DASY52 52.10.1(1476); SEMCAD X 14.6.11(7439)

Configuration/Head/Area Scan (11x15x1): Measurement grid: $dx=12$ mm, $dy=12$ mm

[Info: Interpolated medium parameters used for SAR evaluation.](#)

Maximum value of SAR (measured) = 0.510 W/kg

Configuration/Head/Zoom Scan (11x7x7)/Cube 0: Measurement grid: $dx=5$ mm, $dy=5$ mm, $dz=5$ mm

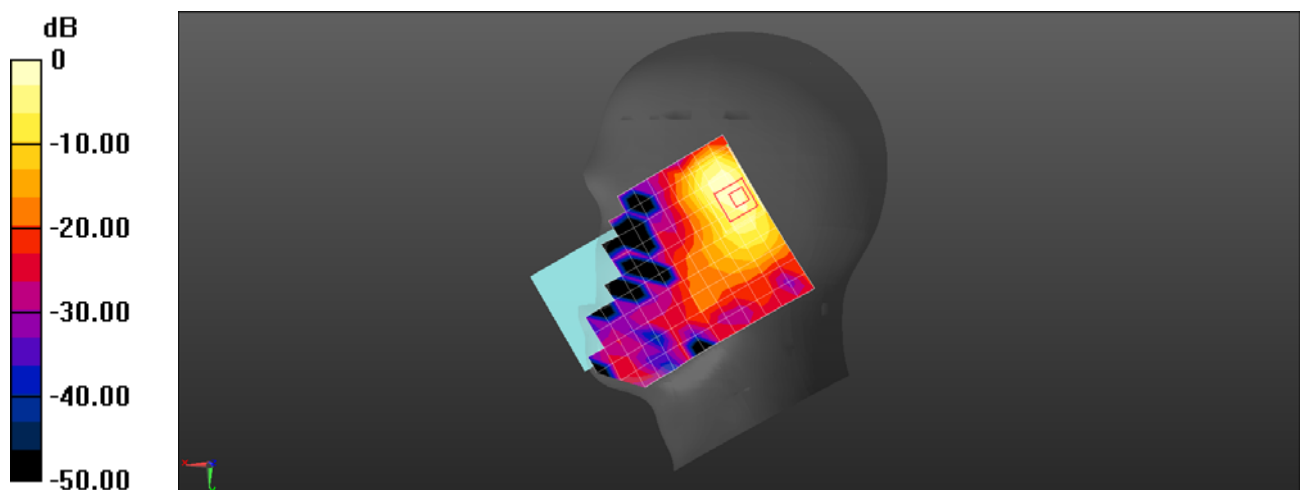
Reference Value = 12.54 V/m; Power Drift = 0.01 dB

Peak SAR (extrapolated) = 0.717 W/kg

SAR(1 g) = 0.289 W/kg; SAR(10 g) = 0.121 W/kg

[Info: Interpolated medium parameters used for SAR evaluation.](#)

Maximum value of SAR (measured) = 0.552 W/kg



0 dB = 0.510 W/kg = -2.92 dBW/kg

Test Laboratory: HUAWEI SAR/HAC Lab

ELE-L29 LTE Band 41 20M QPSK 1RB 0 Offset 40140CH Right Cheek with Battery2-Main Antenna

DUT: ELE-L29; Type: Smart Phone; Serial: SAR6

Communication System: UID 0, LTE-TDD (SC-FDMA, 20MHz, QPSK/16-QAM) (0); Frequency: 2545 MHz; Duty Cycle: 1:1.57943

Medium parameters used (interpolated): $f = 2545$ MHz; $\sigma = 1.847$ S/m; $\epsilon_r = 37.325$; $\rho = 1000$ kg/m³

Phantom section: Right Section

DASY Configuration:

- Probe: EX3DV4 - SN3736; ConvF(6.93, 6.93, 6.93) @ 2545 MHz; Calibrated: 2018-4-27
- Sensor-Surface: 1.4mm (Mechanical Surface Detection), $z = 1.0, 31.0$
- Electronics: DAE4 Sn851; Calibrated: 2018-7-18
- Phantom: SAM9; Type: SAM; Serial: 1958
- DASY52 52.10.1(1476); SEMCAD X 14.6.11(7439)

Configuration/Head/Area Scan (11x15x1): Measurement grid: $dx=12$ mm, $dy=12$ mm

[Info: Interpolated medium parameters used for SAR evaluation.](#)

Maximum value of SAR (measured) = 0.177 W/kg

Configuration/Head/Zoom Scan (9x7x7)/Cube 0: Measurement grid: $dx=5$ mm, $dy=5$ mm, $dz=5$ mm

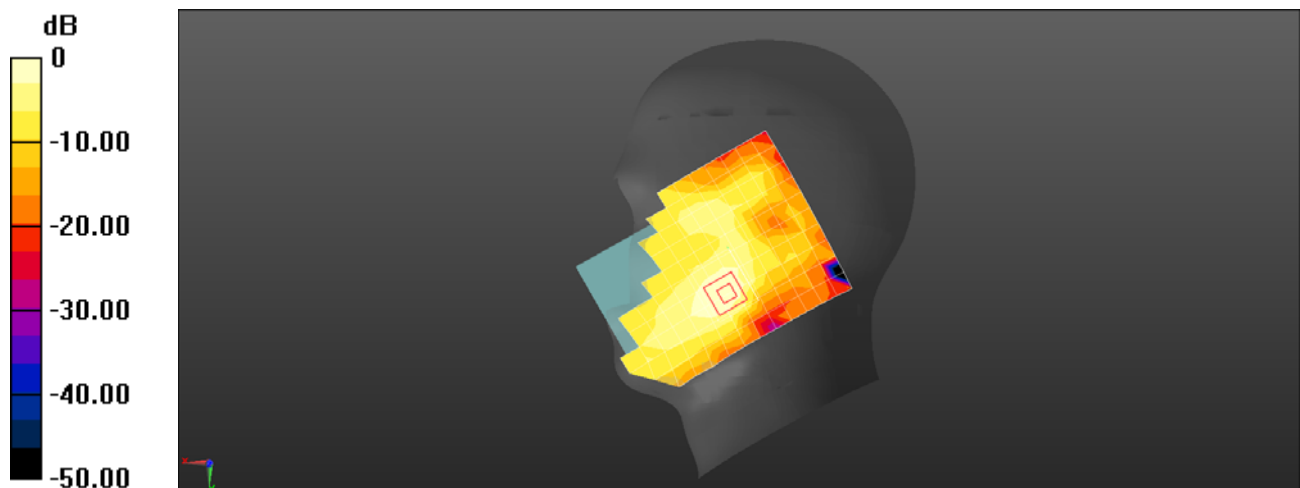
Reference Value = 6.878 V/m; Power Drift = 0.02 dB

Peak SAR (extrapolated) = 0.219 W/kg

SAR(1 g) = 0.120 W/kg; SAR(10 g) = 0.064 W/kg

[Info: Interpolated medium parameters used for SAR evaluation.](#)

Maximum value of SAR (measured) = 0.178 W/kg



0 dB = 0.177 W/kg = -7.53 dBW/kg

Test Laboratory: HUAWEI SAR/HAC Lab

ELE-L29 LTE Band 41 20M QPSK 1RB 0 Offset 41140CH Back Side 15mm with Battery2-Second Antenna

DUT: ELE-L29; Type: Smart Phone; Serial: SAR1

Communication System: UID 0, LTE-TDD (SC-FDMA, 20MHz, QPSK/16-QAM) (0); Frequency: 2645 MHz; Duty Cycle: 1:1.57943

Medium parameters used (interpolated): $f = 2645$ MHz; $\sigma = 2.243$ S/m; $\epsilon_r = 50.745$; $\rho = 1000$ kg/m³

Phantom section: Flat Section

DASY Configuration:

- Probe: EX3DV4 - SN3744; ConvF(7.35, 7.35, 7.35) @ 2645 MHz; Calibrated: 2018-7-25
- Sensor-Surface: 1.4mm (Mechanical Surface Detection), $z = 1.0, 31.0$
- Electronics: DAE3 Sn393; Calibrated: 2018-8-14
- Phantom: SAM2; Type: SAM; Serial: 1474
- DASY52 52.10.1(1476); SEMCAD X 14.6.11(7439)

Configuration/Body/Area Scan (10x16x1): Measurement grid: $dx=12$ mm, $dy=12$ mm

[Info: Interpolated medium parameters used for SAR evaluation.](#)

Maximum value of SAR (measured) = 0.156 W/kg

Configuration/Body/Zoom Scan (8x7x7)/Cube 0: Measurement grid: $dx=5$ mm, $dy=5$ mm, $dz=5$ mm

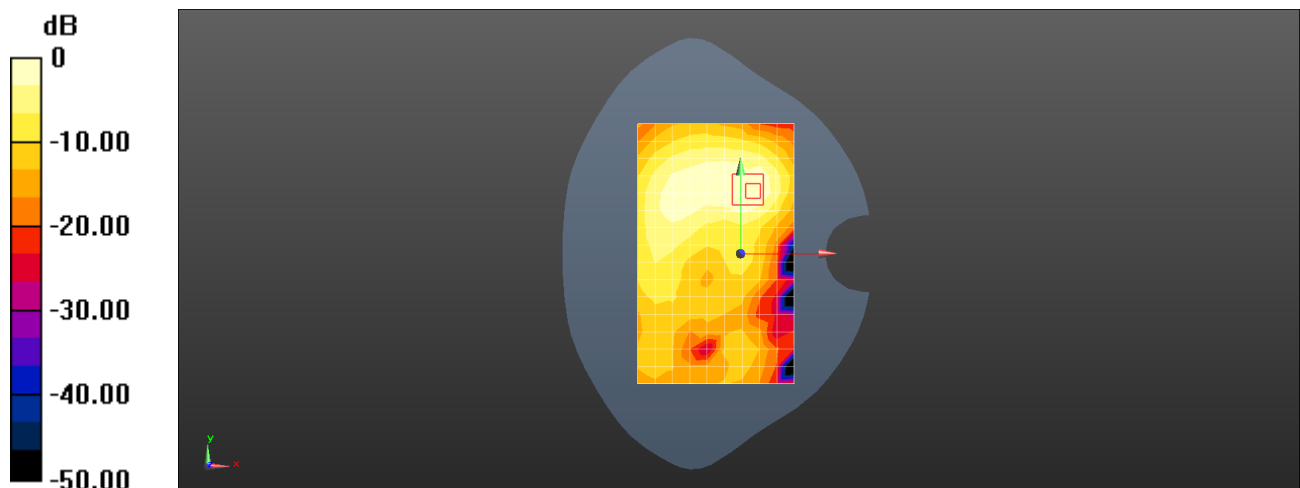
Reference Value = 2.733 V/m; Power Drift = 0.15 dB

Peak SAR (extrapolated) = 0.238 W/kg

SAR(1 g) = 0.110 W/kg; SAR(10 g) = 0.054 W/kg

[Info: Interpolated medium parameters used for SAR evaluation.](#)

Maximum value of SAR (measured) = 0.187 W/kg



0 dB = 0.156 W/kg = -8.07 dBW/kg

Test Laboratory: HUAWEI SAR/HAC Lab

ELE-L29 LTE Band 41 20M QPSK 1RB 0 Offset 40140CH Back Side 15mm with Battery2-Main Antenna

DUT: ELE-L29; Type: Smart Phone; Serial: SAR1

Communication System: UID 0, LTE-TDD (SC-FDMA, 20MHz, QPSK/16-QAM) (0); Frequency: 2545 MHz; Duty Cycle: 1:1.57943

Medium parameters used (interpolated): $f = 2545$ MHz; $\sigma = 2.143$ S/m; $\epsilon_r = 50.934$; $\rho = 1000$ kg/m³

Phantom section: Flat Section

DASY Configuration:

- Probe: EX3DV4 - SN3744; ConvF(7.35, 7.35, 7.35) @ 2545 MHz; Calibrated: 2018-7-25
- Sensor-Surface: 1.4mm (Mechanical Surface Detection), $z = 1.0, 31.0$
- Electronics: DAE3 Sn393; Calibrated: 2018-8-14
- Phantom: SAM2; Type: SAM; Serial: 1474
- DASY52 52.10.1(1476); SEMCAD X 14.6.11(7439)

Configuration/Body/Area Scan (10x16x1): Measurement grid: $dx=12$ mm, $dy=12$ mm

[Info: Interpolated medium parameters used for SAR evaluation.](#)

Maximum value of SAR (measured) = 0.255 W/kg

Configuration/Body/Zoom Scan (8x7x7)/Cube 0: Measurement grid: $dx=5$ mm, $dy=5$ mm, $dz=5$ mm

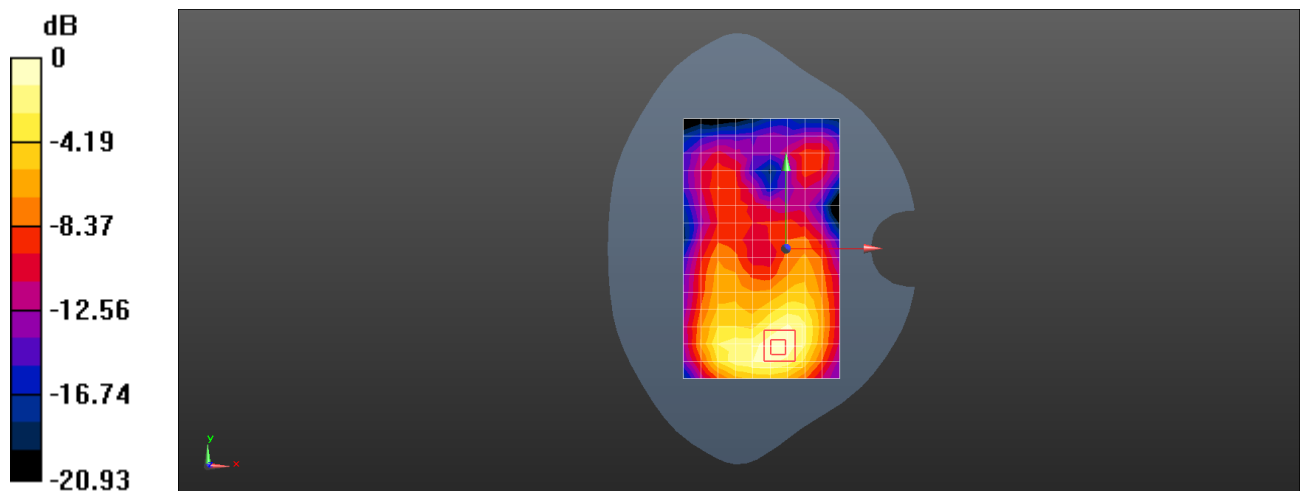
Reference Value = 3.380 V/m; Power Drift = -0.07 dB

Peak SAR (extrapolated) = 0.329 W/kg

SAR(1 g) = 0.180 W/kg; SAR(10 g) = 0.099 W/kg

[Info: Interpolated medium parameters used for SAR evaluation.](#)

Maximum value of SAR (measured) = 0.271 W/kg



0 dB = 0.271 W/kg = -5.67 dBW/kg

Test Laboratory: HUAWEI SAR/HAC Lab

ELE-L29 LTE Band 41 20M QPSK 50%RB 0 Offset 40140CH Top Side 10mm-Second Antenna

DUT: ELE-L29; Type: Smart Phone; Serial: SAR1

Communication System: UID 0, LTE-TDD (SC-FDMA, 20MHz, QPSK/16-QAM) (0); Frequency: 2545 MHz; Duty Cycle: 1:1.57943

Medium parameters used (interpolated): $f = 2545$ MHz; $\sigma = 2.143$ S/m; $\epsilon_r = 50.934$; $\rho = 1000$ kg/m³

Phantom section: Flat Section

DASY Configuration:

- Probe: EX3DV4 - SN3744; ConvF(7.35, 7.35, 7.35) @ 2545 MHz; Calibrated: 2018-7-25
- Sensor-Surface: 1.4mm (Mechanical Surface Detection), $z = 1.0, 31.0$
- Electronics: DAE3 Sn393; Calibrated: 2018-8-14
- Phantom: SAM2; Type: SAM; Serial: 1474
- DASY52 52.10.1(1476); SEMCAD X 14.6.11(7439)

Configuration/Body/Area Scan (6x11x1): Measurement grid: $dx=12$ mm, $dy=12$ mm

[Info: Interpolated medium parameters used for SAR evaluation.](#)

Maximum value of SAR (measured) = 0.220 W/kg

Configuration/Body/Zoom Scan (7x7x7)/Cube 0: Measurement grid: $dx=5$ mm, $dy=5$ mm, $dz=5$ mm

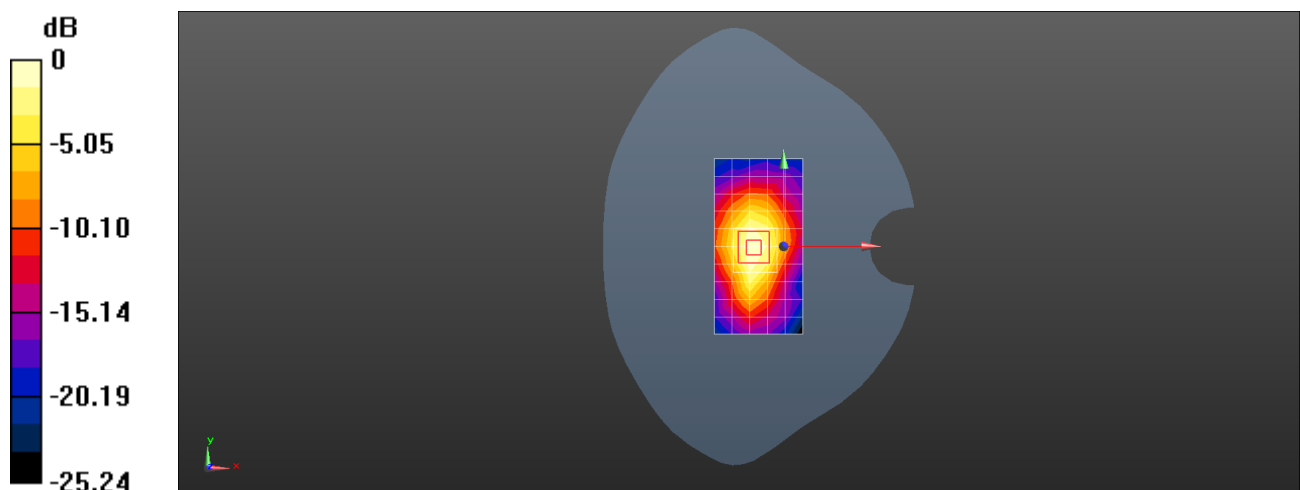
Reference Value = 10.57 V/m; Power Drift = -0.10 dB

Peak SAR (extrapolated) = 0.282 W/kg

SAR(1 g) = 0.143 W/kg; SAR(10 g) = 0.072 W/kg

[Info: Interpolated medium parameters used for SAR evaluation.](#)

Maximum value of SAR (measured) = 0.226 W/kg



0 dB = 0.220 W/kg = -6.57 dBW/kg

Test Laboratory: HUAWEI SAR/HAC Lab

ELE-L29 LTE Band 41 20M QPSK 50%RB 0 Offset 41140CH Bottom Side 10mm- Main Antenna

DUT: ELE-L29; Type: Smart Phone; Serial: SAR1

Communication System: UID 0, LTE-TDD (SC-FDMA, 20MHz, QPSK/16-QAM) (0); Frequency: 2645 MHz; Duty Cycle: 1:1.57943

Medium parameters used (interpolated): $f = 2645$ MHz; $\sigma = 2.243$ S/m; $\epsilon_r = 50.745$; $\rho = 1000$ kg/m³

Phantom section: Flat Section

DASY Configuration:

- Probe: EX3DV4 - SN3744; ConvF(7.35, 7.35, 7.35) @ 2645 MHz; Calibrated: 2018-7-25
- Sensor-Surface: 1.4mm (Mechanical Surface Detection), $z = 1.0, 31.0$
- Electronics: DAE3 Sn393; Calibrated: 2018-8-14
- Phantom: SAM2; Type: SAM; Serial: 1474
- DASY52 52.10.1(1476); SEMCAD X 14.6.11(7439)

Configuration/Body/Area Scan (6x11x1): Measurement grid: $dx=12$ mm, $dy=12$ mm

[Info: Interpolated medium parameters used for SAR evaluation.](#)

Maximum value of SAR (measured) = 0.460 W/kg

Configuration/Body/Zoom Scan (7x7x7)/Cube 0: Measurement grid: $dx=5$ mm, $dy=5$ mm, $dz=5$ mm

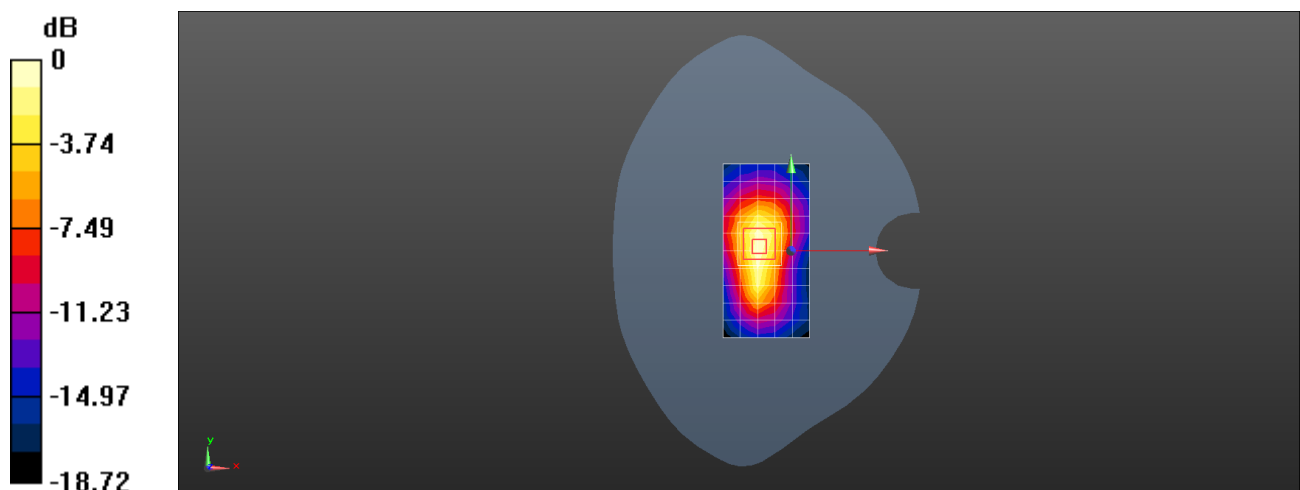
Reference Value = 13.81 V/m; Power Drift = 0.17 dB

Peak SAR (extrapolated) = 0.594 W/kg

SAR(1 g) = 0.291 W/kg; SAR(10 g) = 0.141 W/kg

[Info: Interpolated medium parameters used for SAR evaluation.](#)

Maximum value of SAR (measured) = 0.476 W/kg



0 dB = 0.460 W/kg = -3.37 dBW/kg

Test Laboratory: HUAWEI SAR/HAC Lab

ELE-L29 WiFi 2.4G 802.11b 11CH Left Cheek with Battery2-Ant5(Core0)

DUT: ELE-L29; Type: Smart Phone; Serial: SAR6

Communication System: UID 0, WiFi(802.11a/b/g/n) (0); Frequency: 2462 MHz;Duty Cycle: 1:1
Medium parameters used: $f = 2462$ MHz; $\sigma = 1.849$ S/m; $\epsilon_r = 39.122$; $\rho = 1000$ kg/m³

Phantom section: Left Section

DASY Configuration:

- Probe: EX3DV4 - SN3736; ConvF(7.13, 7.13, 7.13) @ 2462 MHz; Calibrated: 2018-4-27
- Sensor-Surface: 1.4mm (Mechanical Surface Detection), $z = 1.0, 31.0$
- Electronics: DAE4 Sn851; Calibrated: 2018-7-18
- Phantom: SAM9; Type: SAM; Serial: 1958
- DASY52 52.10.1(1476); SEMCAD X 14.6.11(7439)

Configuration/Head/Area Scan (10x16x1): Measurement grid: $dx=12$ mm, $dy=12$ mm
Maximum value of SAR (measured) = 0.374 W/kg

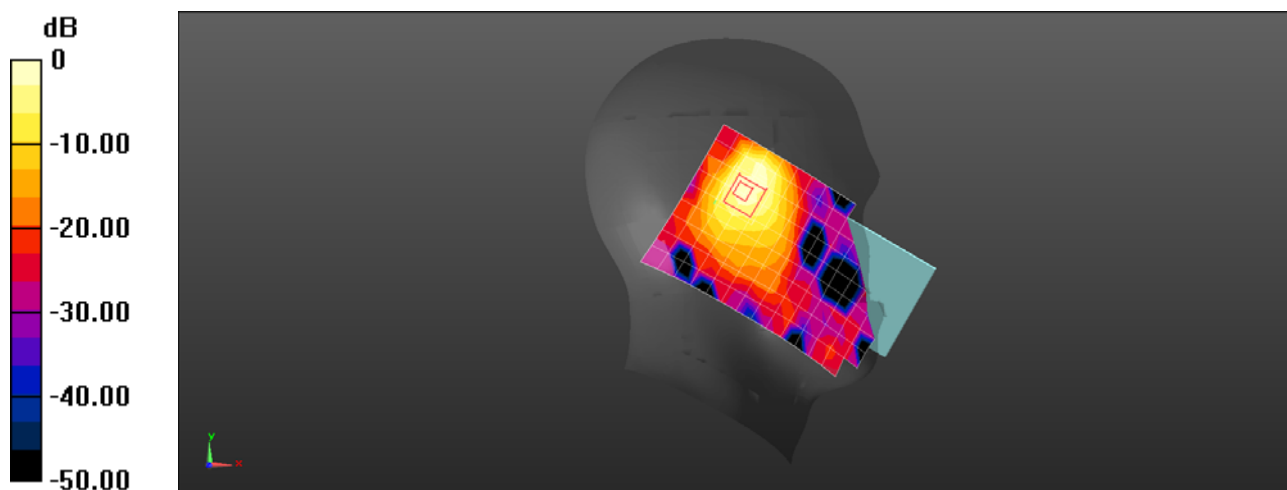
Configuration/Head/Zoom Scan (7x7x7)/Cube 0: Measurement grid: $dx=5$ mm, $dy=5$ mm, $dz=5$ mm

Reference Value = 6.322 V/m; Power Drift = 0.13 dB

Peak SAR (extrapolated) = 0.666 W/kg

SAR(1 g) = 0.293 W/kg; SAR(10 g) = 0.117 W/kg

Maximum value of SAR (measured) = 0.510 W/kg



0 dB = 0.374 W/kg = -4.28 dBW/kg