



Appendix for test report

1Appendix_A: Effective (Isotropic) Radiated Power Output Data

Part I - Test Results

Test Band(LTE)	Test Mode	Test Bandwidth	Test Channel	Test RB	Measured[dBm]	ERP [dBm]	Limit [dBm]	Verdict
Band26 (814-824 MHz)	LTE/TM 1	1.4	LCH	RB1#0	23.89	20.14	50	PASS
				RB1#3	24.05	20.30	50	PASS
				RB1#5	23.96	20.21	50	PASS
				RB3#0	23.77	20.02	50	PASS
				RB3#2	23.88	20.13	50	PASS
				RB3#3	23.99	20.24	50	PASS
				RB6#0	22.84	19.09	50	PASS
			MCH	RB1#0	23.90	20.15	50	PASS
				RB1#3	23.97	20.22	50	PASS
				RB1#5	23.98	20.23	50	PASS
				RB3#0	23.85	20.10	50	PASS
				RB3#2	23.70	19.95	50	PASS
				RB3#3	23.89	20.14	50	PASS
				RB6#0	22.84	19.09	50	PASS
HCH	RB1#0	24.10	20.35	50	PASS			



Test Band(LTE)	Test Mode	Test Bandwidth	Test Channel	Test RB	Measured[dBm]	ERP [dBm]	Limit [dBm]	Verdict	
				RB1#3	23.95	20.20	50	PASS	
				RB1#5	23.92	20.17	50	PASS	
				RB3#0	23.93	20.18	50	PASS	
				RB3#2	23.66	19.91	50	PASS	
				RB3#3	23.86	20.11	50	PASS	
				RB6#0	22.87	19.12	50	PASS	
		3	LCH	RB1#0	24.06	20.31	50	PASS	
				RB1#7	23.62	19.87	50	PASS	
				RB1#14	23.88	20.13	50	PASS	
				RB8#0	22.95	19.20	50	PASS	
				RB8#4	22.90	19.15	50	PASS	
				RB8#7	22.98	19.23	50	PASS	
				RB15#0	23.03	19.28	50	PASS	
				MCH	RB1#0	23.98	20.23	50	PASS
					RB1#7	23.28	19.53	50	PASS
					RB1#14	23.88	20.13	50	PASS
RB8#0	22.97	19.22	50		PASS				

Test Band(LTE)	Test Mode	Test Bandwidth	Test Channel	Test RB	Measured[dBm]	ERP [dBm]	Limit [dBm]	Verdict
				RB8#4	22.90	19.15	50	PASS
				RB8#7	22.97	19.22	50	PASS
				RB15#0	22.84	19.09	50	PASS
			HCH	RB1#0	24.10	20.35	50	PASS
				RB1#7	23.84	20.09	50	PASS
				RB1#14	24.10	20.35	50	PASS
				RB8#0	22.87	19.12	50	PASS
				RB8#4	22.94	19.19	50	PASS
				RB8#7	22.92	19.17	50	PASS
				RB15#0	22.91	19.16	50	PASS
				LCH	RB1#0	24.01	20.26	50
			RB1#13		23.88	20.13	50	PASS
			RB1#24		23.87	20.12	50	PASS
			RB12#0		23.09	19.34	50	PASS
			RB12#6		22.94	19.19	50	PASS
RB12#13	22.94	19.19	50		PASS			

Test Band(LTE)	Test Mode	Test Bandwidth	Test Channel	Test RB	Measured[dBm]	ERP [dBm]	Limit [dBm]	Verdict
				RB25#0	22.38	18.63	50	PASS
			MCH	RB1#0	23.84	20.09	50	PASS
				RB1#13	23.89	20.14	50	PASS
				RB1#24	23.91	20.16	50	PASS
				RB12#0	22.93	19.18	50	PASS
				RB12#6	22.90	19.15	50	PASS
				RB12#13	23.02	19.27	50	PASS
				RB25#0	22.26	18.51	50	PASS
			HCH	RB1#0	23.92	20.17	50	PASS
				RB1#13	23.96	20.21	50	PASS
				RB1#24	24.11	20.36	50	PASS
				RB12#0	22.94	19.19	50	PASS
				RB12#6	22.95	19.20	50	PASS
				RB12#13	23.09	19.34	50	PASS
				RB25#0	22.43	18.68	50	PASS
		10	MCH	RB1#0	23.94	20.19	50	PASS

Test Band(LTE)	Test Mode	Test Bandwidth	Test Channel	Test RB	Measured[dBm]	ERP [dBm]	Limit [dBm]	Verdict	
				RB1#25	23.68	19.93	50	PASS	
				RB1#49	24.00	20.25	50	PASS	
				RB25#0	23.04	19.29	50	PASS	
				RB25#13	22.94	19.19	50	PASS	
				RB25#25	23.03	19.28	50	PASS	
				RB50#0	22.90	19.15	50	PASS	
	LTE/TM2	1.4		LCH	RB1#0	23.21	19.46	50	PASS
					RB1#3	23.28	19.53	50	PASS
					RB1#5	23.07	19.32	50	PASS
					RB3#0	23.05	19.30	50	PASS
					RB3#2	22.97	19.22	50	PASS
					RB3#3	22.72	18.97	50	PASS
				MCH	RB6#0	21.84	18.09	50	PASS
					RB1#0	23.29	19.54	50	PASS
					RB1#3	22.80	19.05	50	PASS
				RB1#5	23.33	19.58	50	PASS	



Test Band(LTE)	Test Mode	Test Bandwidth	Test Channel	Test RB	Measured[dBm]	ERP [dBm]	Limit [dBm]	Verdict
				RB3#0	22.96	19.21	50	PASS
				RB3#2	22.98	19.23	50	PASS
				RB3#3	22.93	19.18	50	PASS
				RB6#0	21.80	18.05	50	PASS
			HCH	RB1#0	23.68	19.93	50	PASS
				RB1#3	22.67	18.92	50	PASS
				RB1#5	23.06	19.31	50	PASS
				RB3#0	22.88	19.13	50	PASS
		3	LCH	RB3#2	22.90	19.15	50	PASS
				RB3#3	22.95	19.20	50	PASS
				RB6#0	21.82	18.07	50	PASS
				RB1#0	23.35	19.60	50	PASS
				RB1#7	23.14	19.39	50	PASS
				RB1#14	23.24	19.49	50	PASS
				RB8#0	21.93	18.18	50	PASS
				RB8#4	21.94	18.19	50	PASS
				RB8#7	21.99	18.24	50	PASS



Test Band(LTE)	Test Mode	Test Bandwidth	Test Channel	Test RB	Measured[dBm]	ERP [dBm]	Limit [dBm]	Verdict
				RB15#0	22.03	18.28	50	PASS
			MCH	RB1#0	23.03	19.28	50	PASS
				RB1#7	22.82	19.07	50	PASS
				RB1#14	23.24	19.49	50	PASS
				RB8#0	22.03	18.28	50	PASS
				RB8#4	21.89	18.14	50	PASS
				RB8#7	22.07	18.32	50	PASS
				RB15#0	21.80	18.05	50	PASS
				HCH	RB1#0	23.19	19.44	50
			RB1#7		22.51	18.76	50	PASS
			RB1#14		23.25	19.50	50	PASS
			RB8#0		21.92	18.17	50	PASS
			RB8#4		21.95	18.20	50	PASS
			RB8#7		21.91	18.16	50	PASS
			RB15#0		21.91	18.16	50	PASS
		5	LCH	RB1#0	23.50	19.75	50	PASS
				RB1#13	23.42	19.67	50	PASS



Test Band(LTE)	Test Mode	Test Bandwidth	Test Channel	Test RB	Measured[dBm]	ERP [dBm]	Limit [dBm]	Verdict
				RB1#24	23.35	19.60	50	PASS
				RB12#0	22.18	18.43	50	PASS
				RB12#6	22.02	18.27	50	PASS
				RB12#13	22.18	18.43	50	PASS
				RB25#0	21.37	17.62	50	PASS
			MCH	RB1#0	23.23	19.48	50	PASS
				RB1#13	23.17	19.42	50	PASS
				RB1#24	23.15	19.40	50	PASS
				RB12#0	21.97	18.22	50	PASS
				RB12#6	22.12	18.37	50	PASS
				RB12#13	22.04	18.29	50	PASS
				RB25#0	21.22	17.47	50	PASS
			HCH	RB1#0	23.14	19.39	50	PASS
				RB1#13	23.21	19.46	50	PASS
				RB1#24	23.37	19.62	50	PASS
				RB12#0	22.09	18.34	50	PASS

Test Band(LTE)	Test Mode	Test Bandwidth	Test Channel	Test RB	Measured[dBm]	ERP [dBm]	Limit [dBm]	Verdict
				RB12#6	21.97	18.22	50	PASS
				RB12#13	22.03	18.28	50	PASS
				RB25#0	21.37	17.62	50	PASS
		10	MCH	RB1#0	23.17	19.42	50	PASS
				RB1#25	22.87	19.12	50	PASS
				RB1#49	23.35	19.60	50	PASS
				RB25#0	22.05	18.30	50	PASS
				RB25#13	22.03	18.28	50	PASS
				RB25#25	22.05	18.30	50	PASS
				RB50#0	21.82	18.07	50	PASS

Note1:

a, For getting the ERP (Efficient Radiated Power) or EIRP (Efficient Isotropic Radiated Power) in substitution method, the following formula should be taken to calculate it,

$$\text{ERP [dBm]} = \text{SGP [dBm]} - \text{Cable Loss [dB]} + \text{Gain [dBd]}$$

$$\text{EIRP [dBm]} = \text{SGP [dBm]} - \text{Cable Loss [dB]} + \text{Gain [dBi]}$$

b, SGP = Signal Generator Level

Note2:

$$\text{SET Span} = 1.5 * \text{OBW}$$

$$\text{SET RBW} = 1\% \text{ of the OBW, not to exceed } 1\text{MHz}$$

$$\text{SET VBW} \geq 3 * \text{RBW}$$

SET Sweep time = auto - couple.

Detector: RMS

2Appendix_B: Peak-to-Average Ratio

Part I - Test Results

Test Band(For LTE)	Test Mode	Test Bandwidth (MHz)	Test Channel	Test RB	Measured[dB]	Limit [dB]	Verdict
Band26 (814-824 MHz)	LTE/TM1	1.4	LCH	RB1#0	4.42	13	PASS
				RB1#3	5.07	13	PASS
				RB1#5	5.09	13	PASS
				RB3#0	5.21	13	PASS
				RB3#2	4.98	13	PASS
				RB3#3	5.17	13	PASS
				RB6#0	5.51	13	PASS
			MCH	RB1#0	0.00	13	PASS
				RB1#3	5.02	13	PASS
				RB1#5	4.33	13	PASS
				RB3#0	5.22	13	PASS
				RB3#2	5.26	13	PASS
				RB3#3	5.11	13	PASS
				RB6#0	5.64	13	PASS
		HCH	RB1#0	5.06	13	PASS	
			RB1#3	5.05	13	PASS	
			RB1#5	5.02	13	PASS	
			RB3#0	5.30	13	PASS	
			RB3#2	5.32	13	PASS	
			RB3#3	5.17	13	PASS	
		3	LCH	RB1#0	4.75	13	PASS
				RB1#7	4.93	13	PASS
				RB1#14	4.72	13	PASS
				RB8#0	5.54	13	PASS
RB8#4	5.51			13	PASS		
RB8#7	5.62			13	PASS		
MCH	RB15#0		5.59	13	PASS		
	RB1#0		4.53	13	PASS		
	RB1#7		4.57	13	PASS		
	RB1#14		4.60	13	PASS		
	RB8#0		5.56	13	PASS		
	RB8#4		5.55	13	PASS		
RB8#7	5.60	13	PASS				

Test Band(For LTE)	Test Mode	Test Bandwidth (MHz)	Test Channel	Test RB	Measured[dB]	Limit [dB]	Verdict	
			HCH	RB15#0	5.75	13	PASS	
				RB1#0	4.59	13	PASS	
				RB1#7	4.92	13	PASS	
				RB1#14	4.75	13	PASS	
				RB8#0	5.71	13	PASS	
				RB8#4	5.75	13	PASS	
				RB8#7	5.86	13	PASS	
				RB15#0	5.68	13	PASS	
		5	LCH		RB1#0	4.72	13	PASS
					RB1#13	4.63	13	PASS
					RB1#24	4.76	13	PASS
					RB12#0	5.56	13	PASS
					RB12#6	5.51	13	PASS
					RB12#13	5.47	13	PASS
			MCH		RB25#0	5.81	13	PASS
					RB1#0	4.98	13	PASS
					RB1#13	4.94	13	PASS
					RB1#24	4.98	13	PASS
					RB12#0	5.41	13	PASS
					RB12#6	5.26	13	PASS
			HCH		RB12#13	5.51	13	PASS
					RB25#0	5.79	13	PASS
					RB1#0	4.55	13	PASS
					RB1#13	4.70	13	PASS
					RB1#24	4.90	13	PASS
					RB12#0	5.36	13	PASS
		10	MCH		RB12#6	5.75	13	PASS
					RB12#13	5.61	13	PASS
					RB25#0	5.91	13	PASS
					RB1#0	4.65	13	PASS
					RB1#25	4.69	13	PASS
					RB1#49	4.90	13	PASS
	RB25#0				5.56	13	PASS	
1.4	LCH		RB25#13	5.60	13	PASS		
			RB25#25	5.73	13	PASS		
			RB50#0	5.96	13	PASS		
LTE/TM2			RB1#0	5.58	13	PASS		
			RB1#3	5.41	13	PASS		
			RB1#5	5.70	13	PASS		

Test Band(For LTE)	Test Mode	Test Bandwidth (MHz)	Test Channel	Test RB	Measured[dB]	Limit [dB]	Verdict	
				RB3#0	6.13	13	PASS	
				RB3#2	6.02	13	PASS	
				RB3#3	6.25	13	PASS	
				RB6#0	6.60	13	PASS	
			MCH	RB1#0	0.00	13	PASS	
				RB1#3	5.52	13	PASS	
				RB1#5	5.81	13	PASS	
				RB3#0	6.19	13	PASS	
				RB3#2	6.11	13	PASS	
				RB3#3	6.14	13	PASS	
			HCH	RB6#0	6.52	13	PASS	
				RB1#0	5.22	13	PASS	
				RB1#3	5.63	13	PASS	
				RB1#5	5.33	13	PASS	
				RB3#0	6.17	13	PASS	
				RB3#2	6.20	13	PASS	
		3	LCH		RB3#3	6.22	13	PASS
					RB6#0	6.82	13	PASS
					RB1#0	5.47	13	PASS
					RB1#7	5.22	13	PASS
					RB1#14	5.67	13	PASS
					RB8#0	6.35	13	PASS
					RB8#4	6.32	13	PASS
					RB8#7	6.31	13	PASS
			MCH	RB15#0	6.56	13	PASS	
				RB1#0	5.84	13	PASS	
				RB1#7	6.25	13	PASS	
				RB1#14	5.68	13	PASS	
				RB8#0	6.30	13	PASS	
				RB8#4	6.37	13	PASS	
				RB8#7	6.36	13	PASS	
			HCH	RB15#0	6.51	13	PASS	
RB1#0	5.43	13		PASS				
RB1#7	5.71	13		PASS				
RB1#14	5.93	13		PASS				
RB8#0	6.37	13		PASS				
RB8#4	6.43	13		PASS				
RB8#7	6.50	13		PASS				
RB15#0	6.81	13	PASS					

Test Band(For LTE)	Test Mode	Test Bandwidth (MHz)	Test Channel	Test RB	Measured[dB]	Limit [dB]	Verdict
		5	LCH	RB1#0	5.50	13	PASS
				RB1#13	5.41	13	PASS
				RB1#24	5.47	13	PASS
				RB12#0	6.14	13	PASS
				RB12#6	5.95	13	PASS
				RB12#13	6.19	13	PASS
			RB25#0	6.49	13	PASS	
			MCH	RB1#0	5.61	13	PASS
				RB1#13	5.53	13	PASS
				RB1#24	5.87	13	PASS
				RB12#0	6.18	13	PASS
				RB12#6	6.11	13	PASS
				RB12#13	6.28	13	PASS
			RB25#0	6.65	13	PASS	
			HCH	RB1#0	5.50	13	PASS
				RB1#13	5.37	13	PASS
				RB1#24	5.80	13	PASS
				RB12#0	6.30	13	PASS
		RB12#6		6.35	13	PASS	
		RB12#13		6.48	13	PASS	
		RB25#0	6.78	13	PASS		
		10	MCH	RB1#0	5.59	13	PASS
				RB1#25	5.65	13	PASS
				RB1#49	5.81	13	PASS
				RB25#0	6.29	13	PASS
				RB25#13	6.33	13	PASS
				RB25#25	6.60	13	PASS
				RB50#0	6.91	13	PASS

3Appendix_C: Modulation Characteristics

Part I - Test Plots

3.1 For LTE

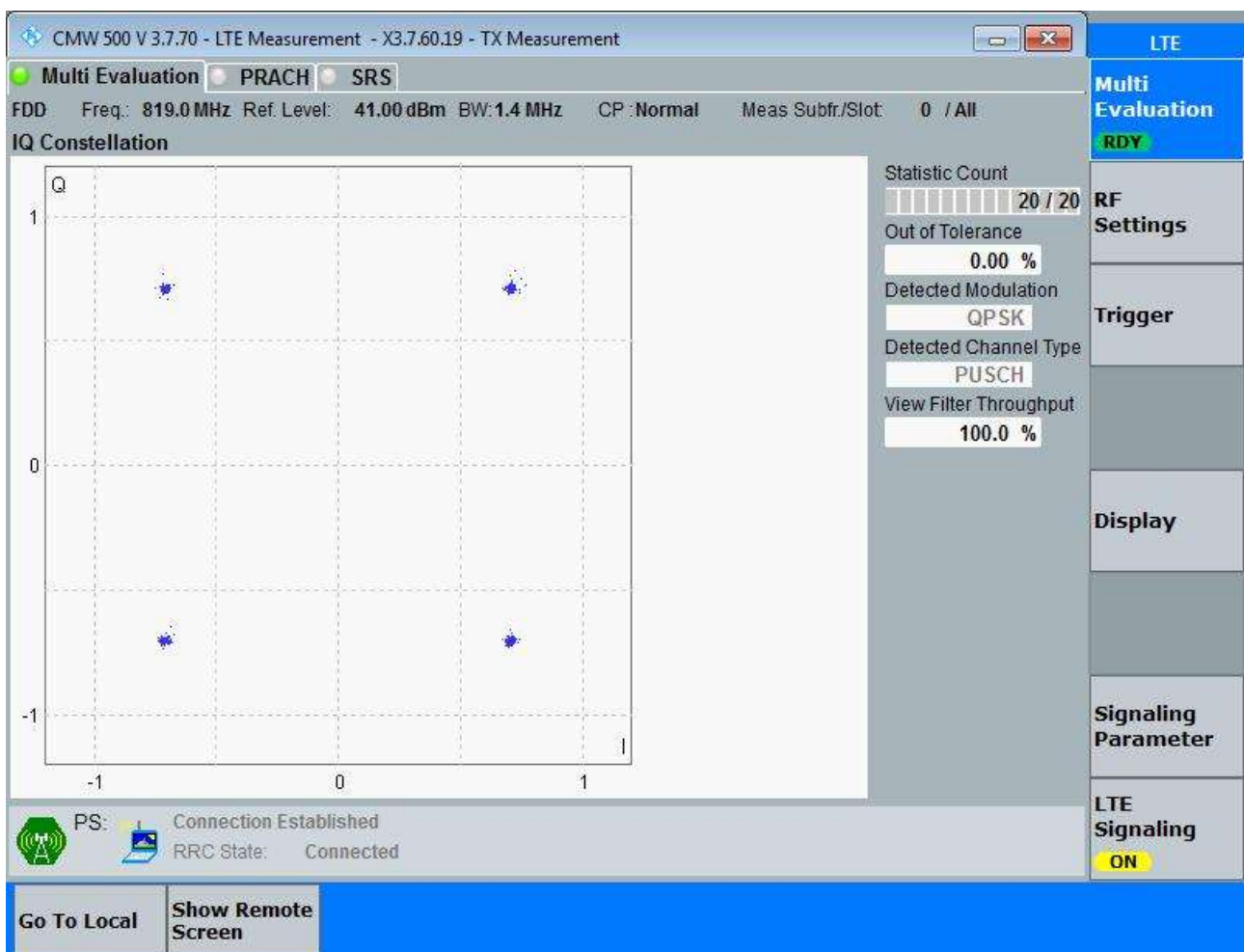
3.1.1 Test Band = Band26 (814-824 MHz)

3.1.1.1 Test Mode = LTE/TM1

3.1.1.1.1 Test Bandwidth = 1.4

3.1.1.1.1.1 Test Channel = MCH

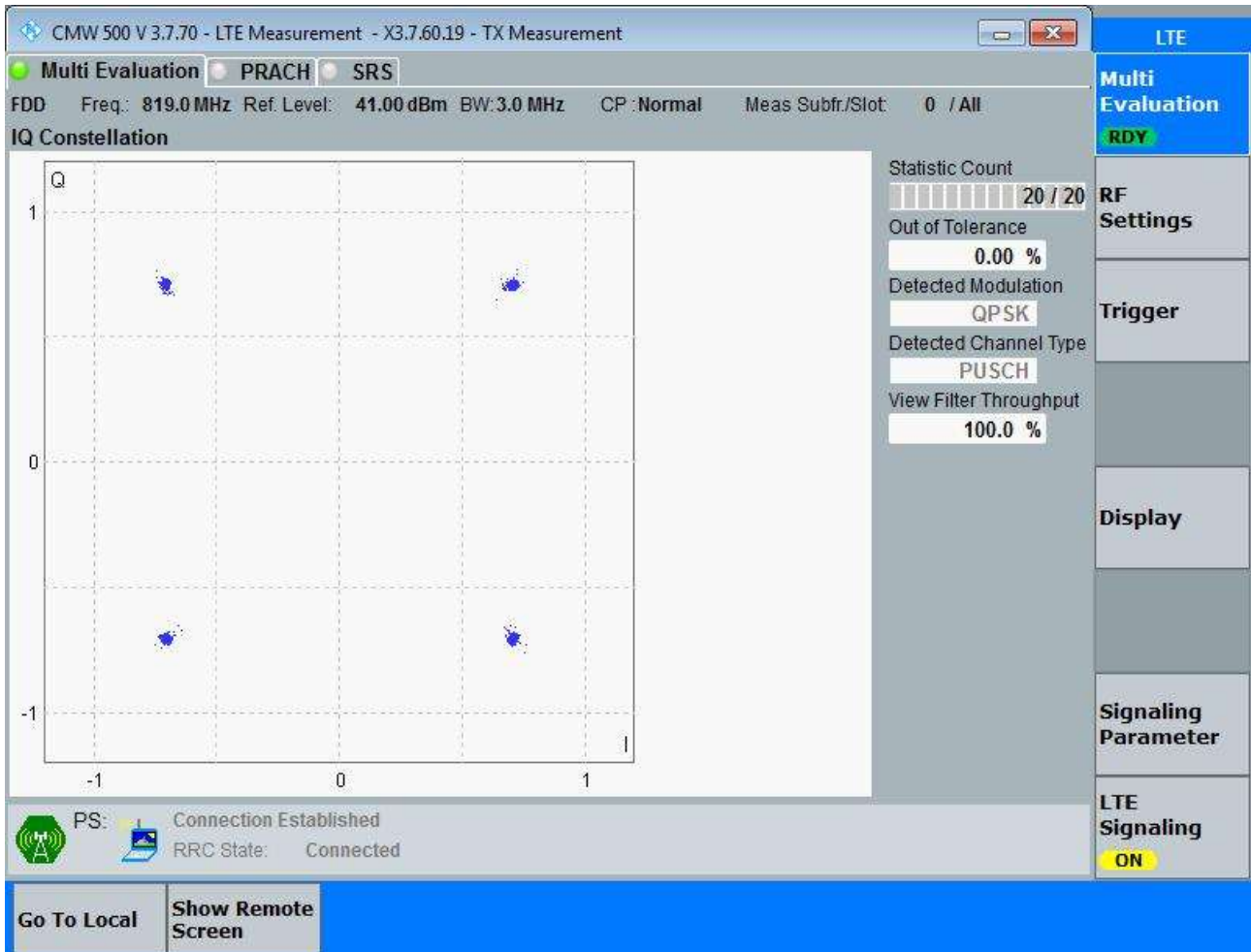
3.1.1.1.1.1 Test RB = RB6#0



3.1.1.1.2 Test Bandwidth = 3

3.1.1.1.2.1 Test Channel = MCH

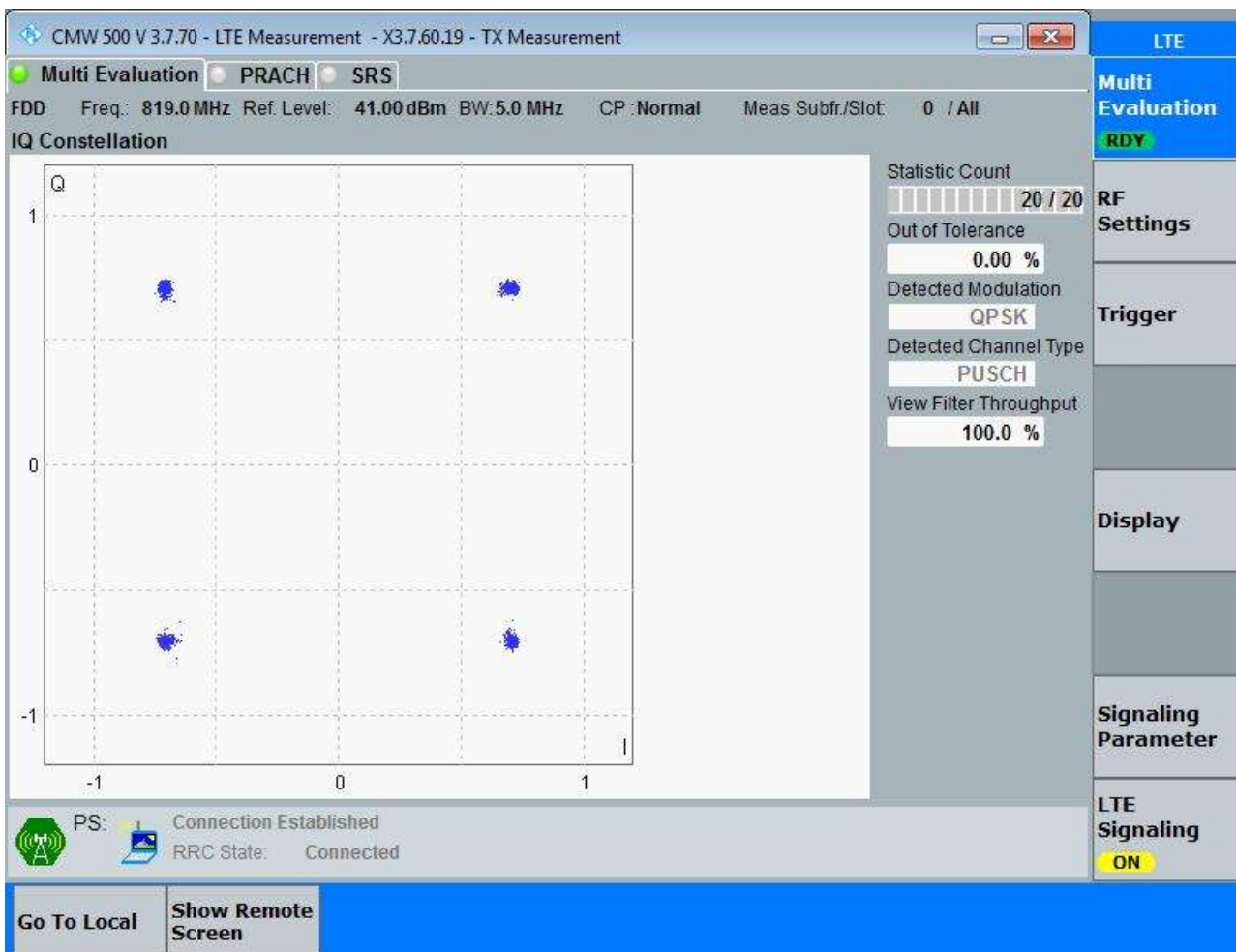
3.1.1.1.2.1.1 Test RB = RB15#0



3.1.1.1.3 Test Bandwidth = 5

3.1.1.1.3.1 Test Channel = MCH

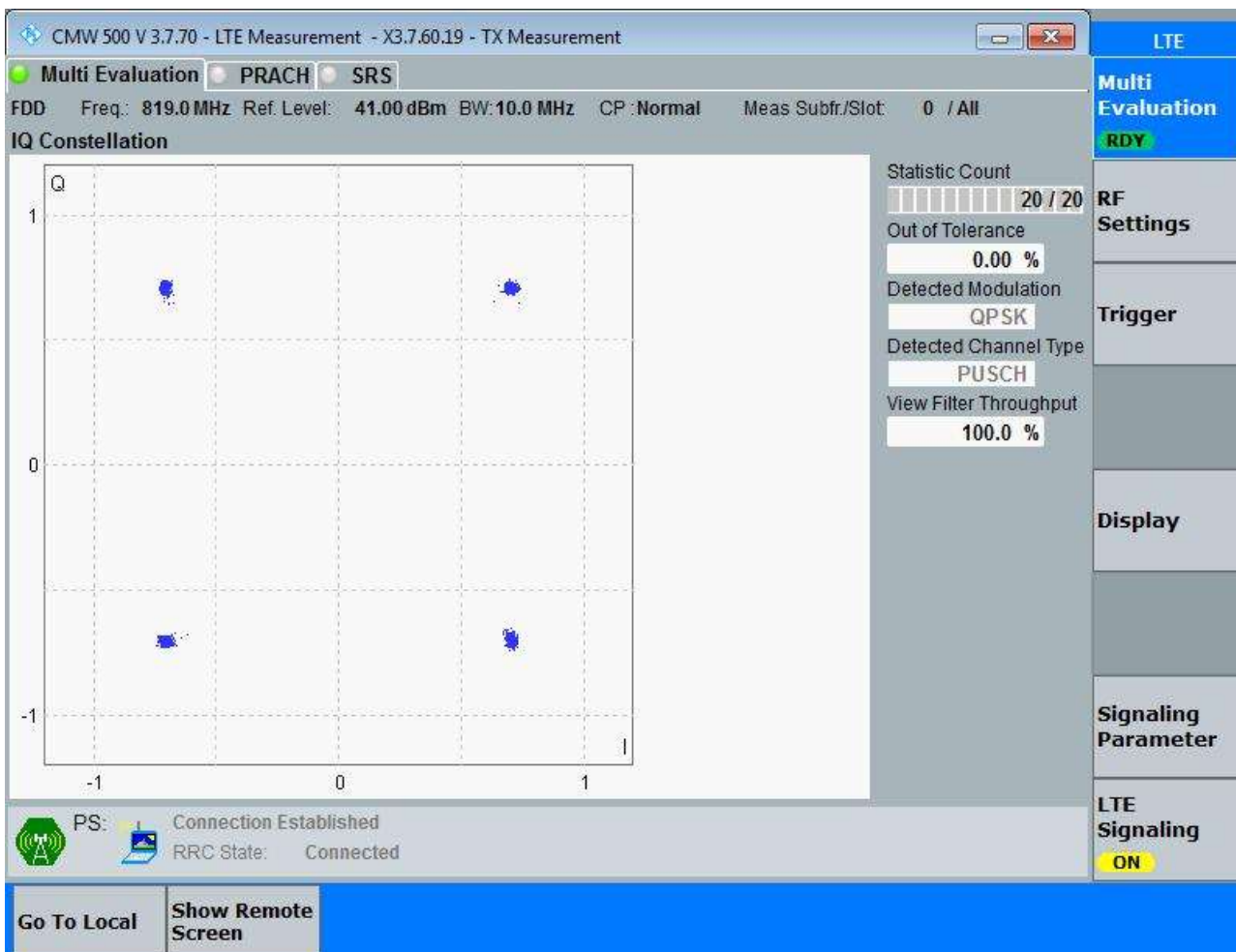
3.1.1.1.3.1.1 Test RB = RB25#0



3.1.1.1.4 Test Bandwidth = 10

3.1.1.1.4.1 Test Channel = MCH

3.1.1.1.4.1.1 Test RB = RB50#0

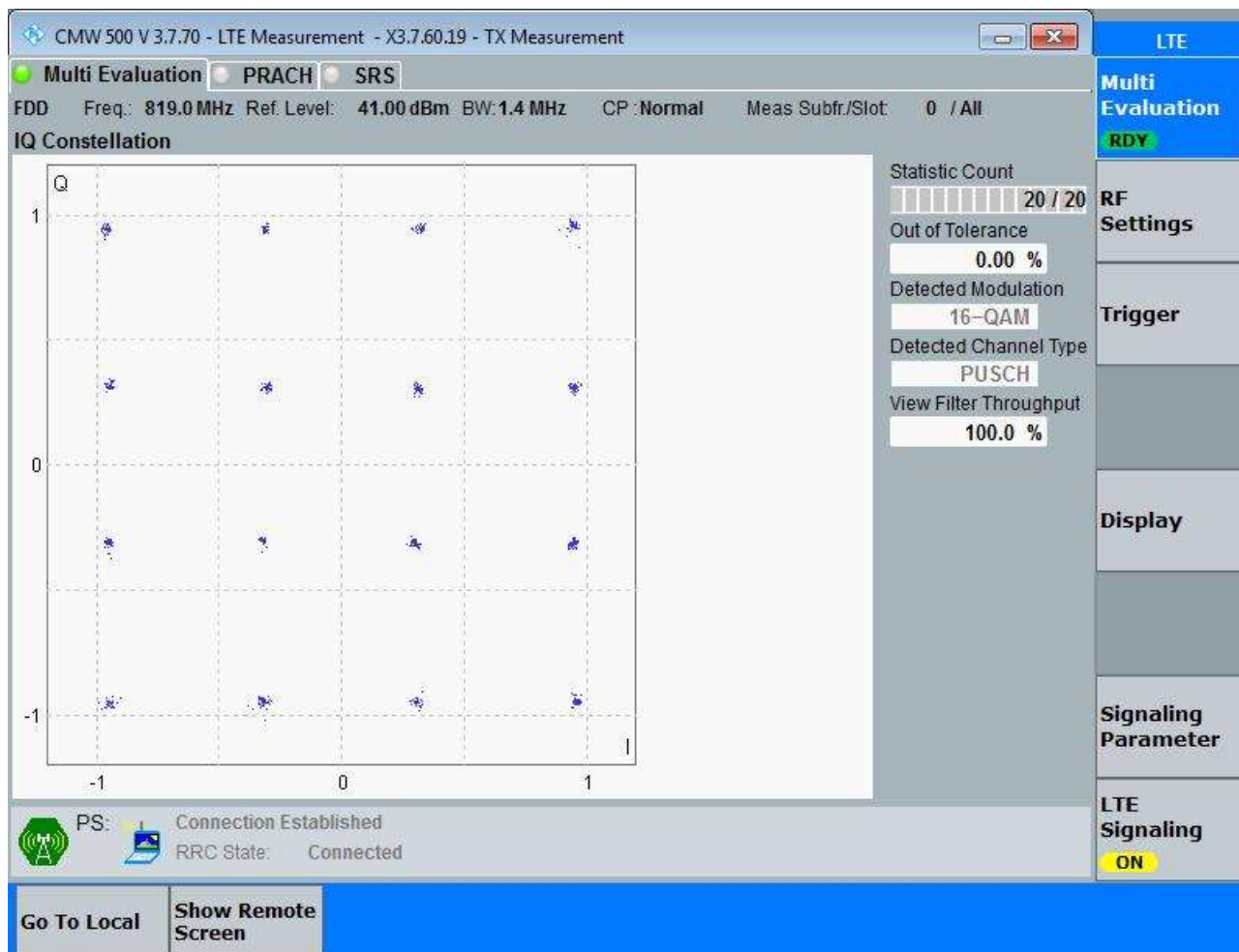


3.1.1.2 Test Mode = LTE/TM2

3.1.1.2.1 Test Bandwidth = 1.4

3.1.1.2.1.1 Test Channel = MCH

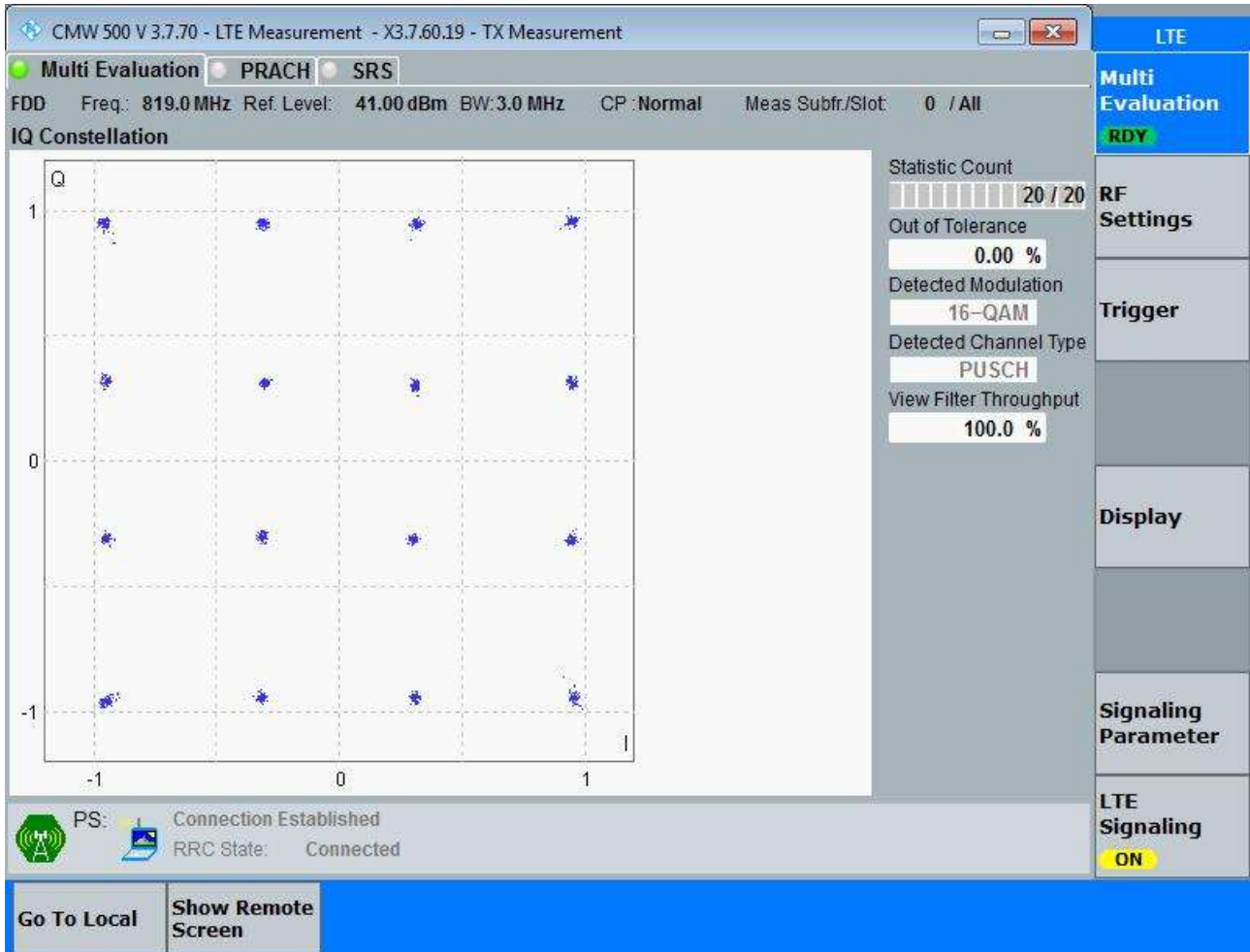
3.1.1.2.1.1.1 Test RB = RB6#0



3.1.1.2.2 Test Bandwidth = 3

3.1.1.2.2.1 Test Channel = MCH

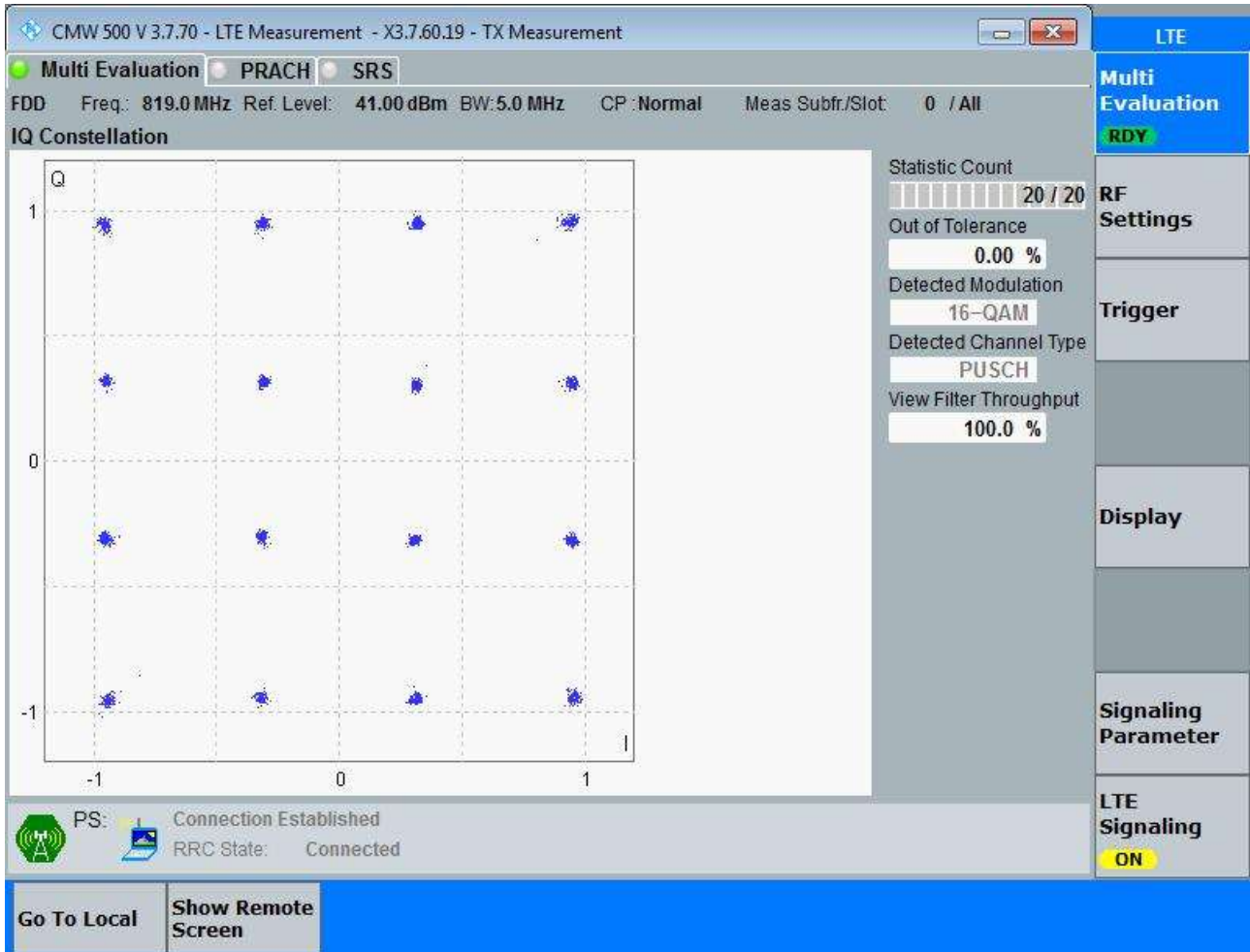
3.1.1.2.2.1.1 Test RB = RB15#0



3.1.1.2.3 Test Bandwidth = 5

3.1.1.2.3.1 Test Channel = MCH

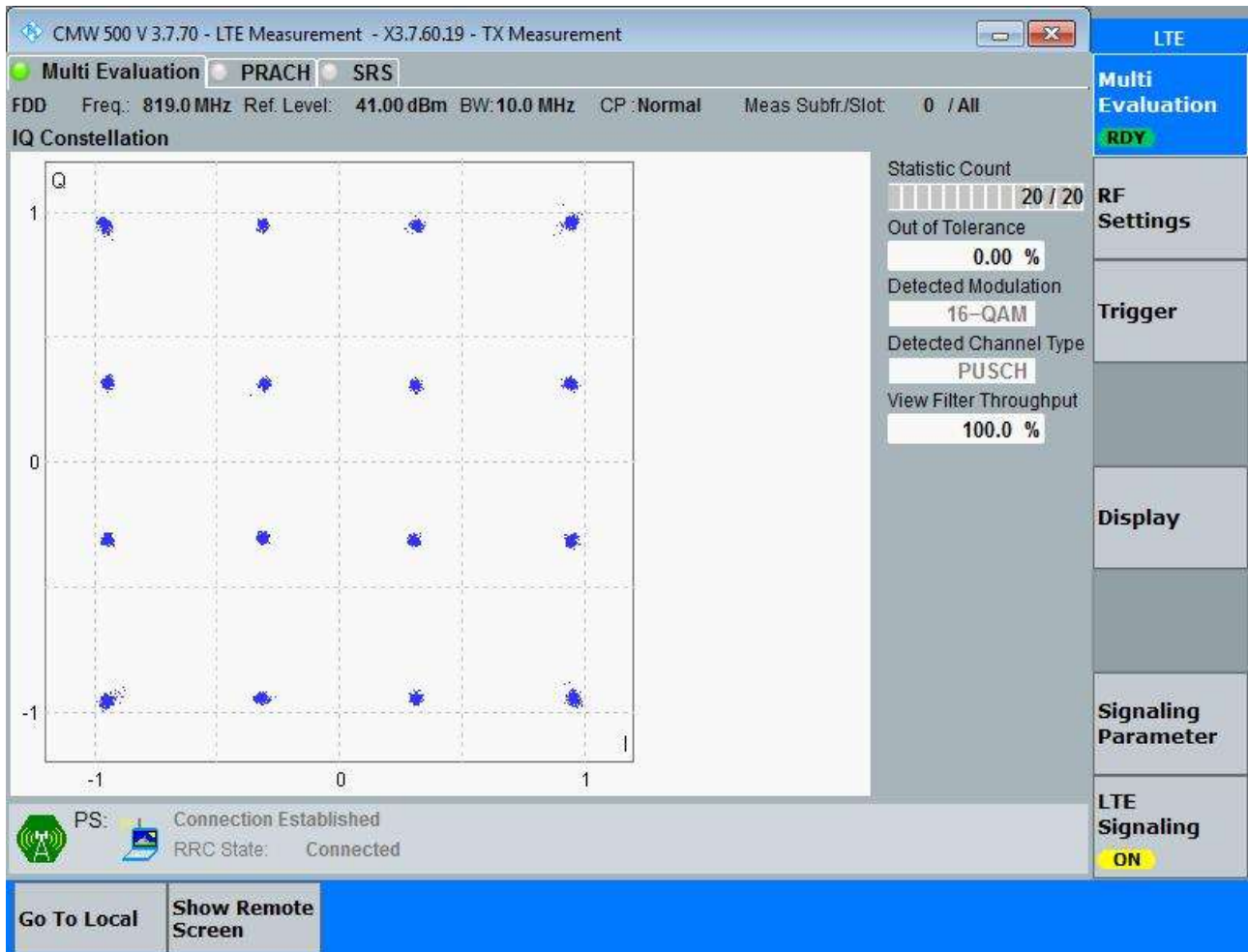
3.1.1.2.3.1.1 Test RB = RB25#0



3.1.1.2.4 Test Bandwidth = 10

3.1.1.2.4.1 Test Channel = MCH

3.1.1.2.4.1.1 Test RB = RB50#0



4Appendix_D: Bandwidth

Part I - Test Results

Test Band	Test Mode	Test Bandwidth	Test Channel	Test RB	Occupied Bandwidth [MHz]	Emission Bandwidth [MHz]	Verdict
Band26 (814-824 MHz)	LTE/TM1	1.4	LCH	RB6#0	1.09	1.24	Pass
			MCH	RB6#0	1.10	1.25	Pass
			HCH	RB6#0	1.09	1.24	Pass
		3	LCH	RB15#0	2.70	2.97	Pass
			MCH	RB15#0	2.70	2.96	Pass
			HCH	RB15#0	2.71	2.96	Pass
		5	LCH	RB25#0	4.51	4.93	Pass
			MCH	RB25#0	4.52	4.96	Pass
			HCH	RB25#0	4.51	4.92	Pass
		10	MCH	RB50#0	9.03	9.86	Pass
	LTE/TM2	1.4	LCH	RB6#0	1.09	1.24	Pass
			MCH	RB6#0	1.10	1.23	Pass
			HCH	RB6#0	1.10	1.23	Pass
		3	LCH	RB15#0	2.72	2.98	Pass
			MCH	RB15#0	2.71	2.99	Pass
			HCH	RB15#0	2.71	2.97	Pass
		5	LCH	RB25#0	4.52	4.94	Pass
			MCH	RB25#0	4.51	4.95	Pass
			HCH	RB25#0	4.51	4.96	Pass
		10	MCH	RB50#0	9.01	9.87	Pass

Part II - Test Plots

4.1 For LTE

4.1.1 Test Band = Band26 (814-824 MHz)

4.1.1.1 Test Mode = LTE/TM1

4.1.1.1.1 Test Bandwidth = 1.4

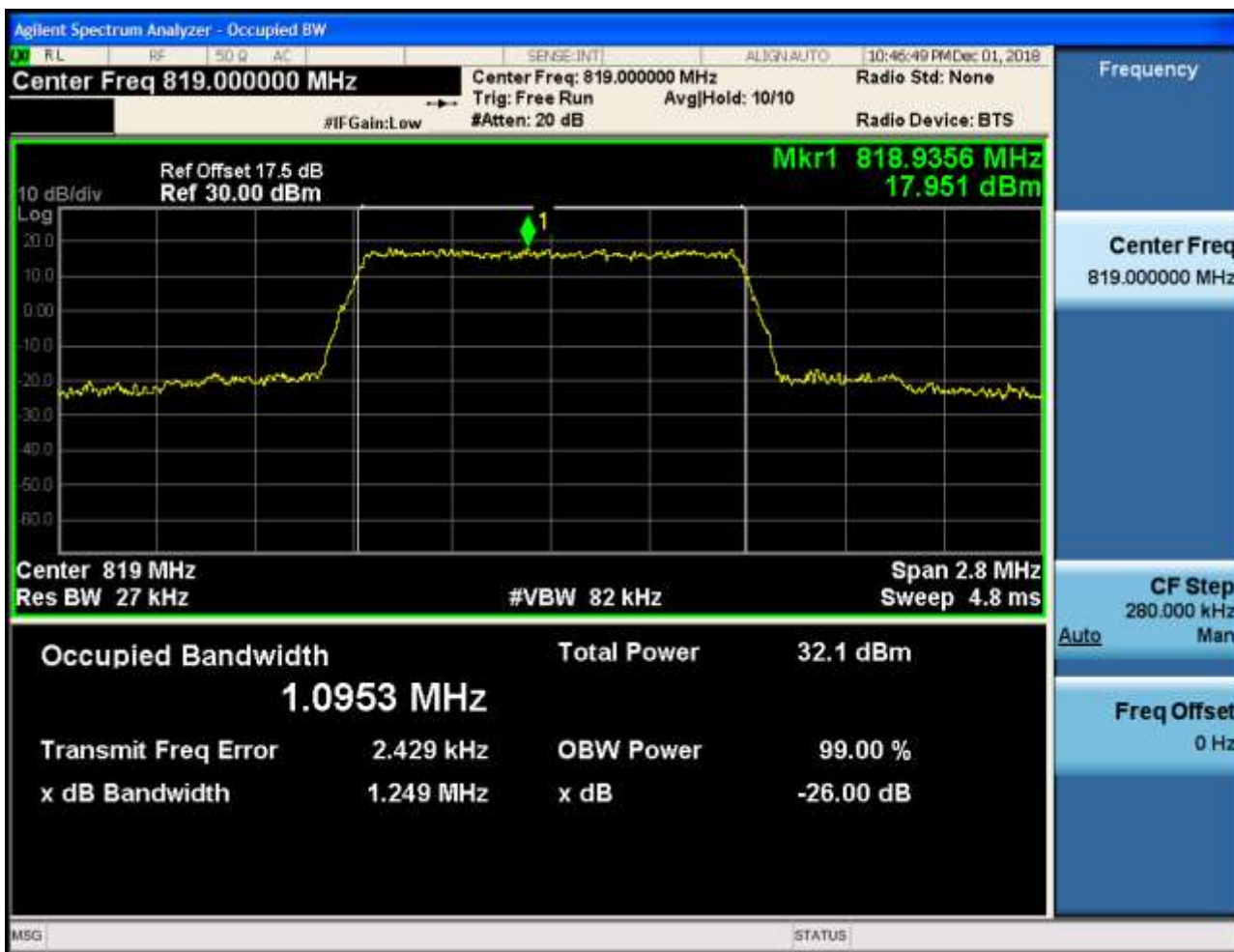
4.1.1.1.1.1 Test Channel = LCH

4.1.1.1.1.1.1 Test RB = RB6#0



4.1.1.1.1.2 Test Channel = MCH

4.1.1.1.1.2.1 Test RB = RB6#0



4.1.1.1.1.3 Test Channel = HCH

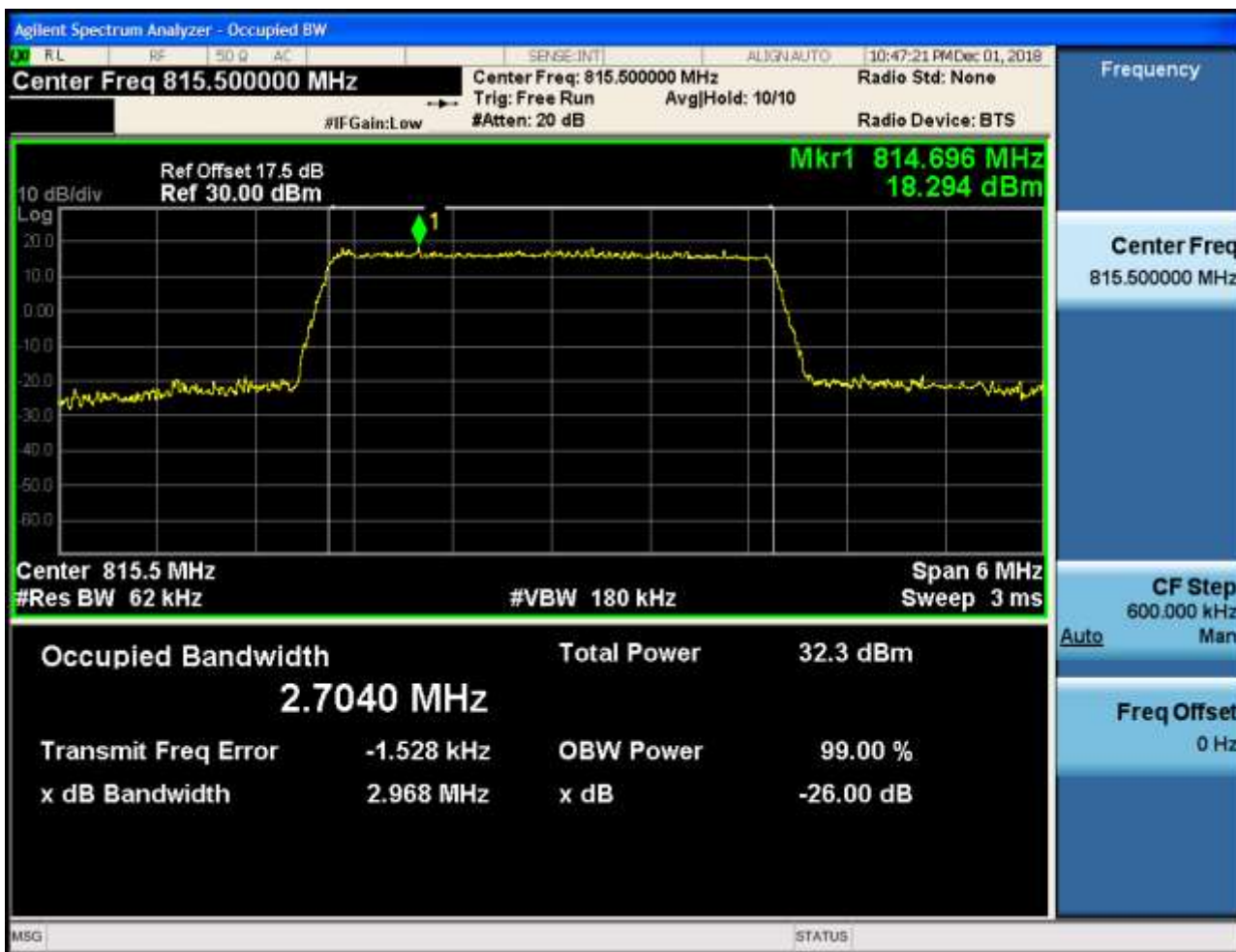
4.1.1.1.1.3.1 Test RB = RB6#0



4.1.1.1.2 Test Bandwidth = 3

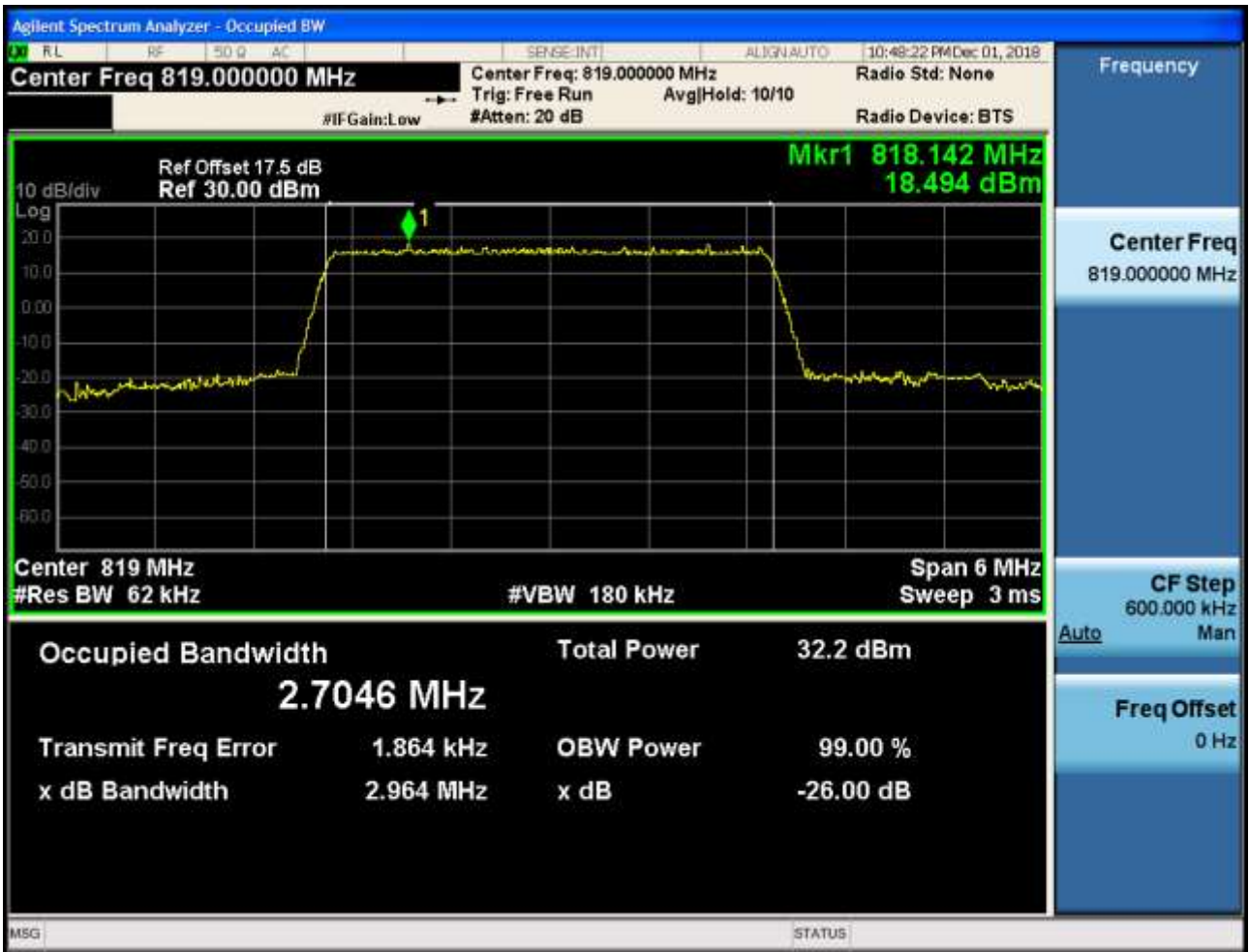
4.1.1.1.2.1 Test Channel = LCH

4.1.1.1.2.1.1 Test RB = RB15#0



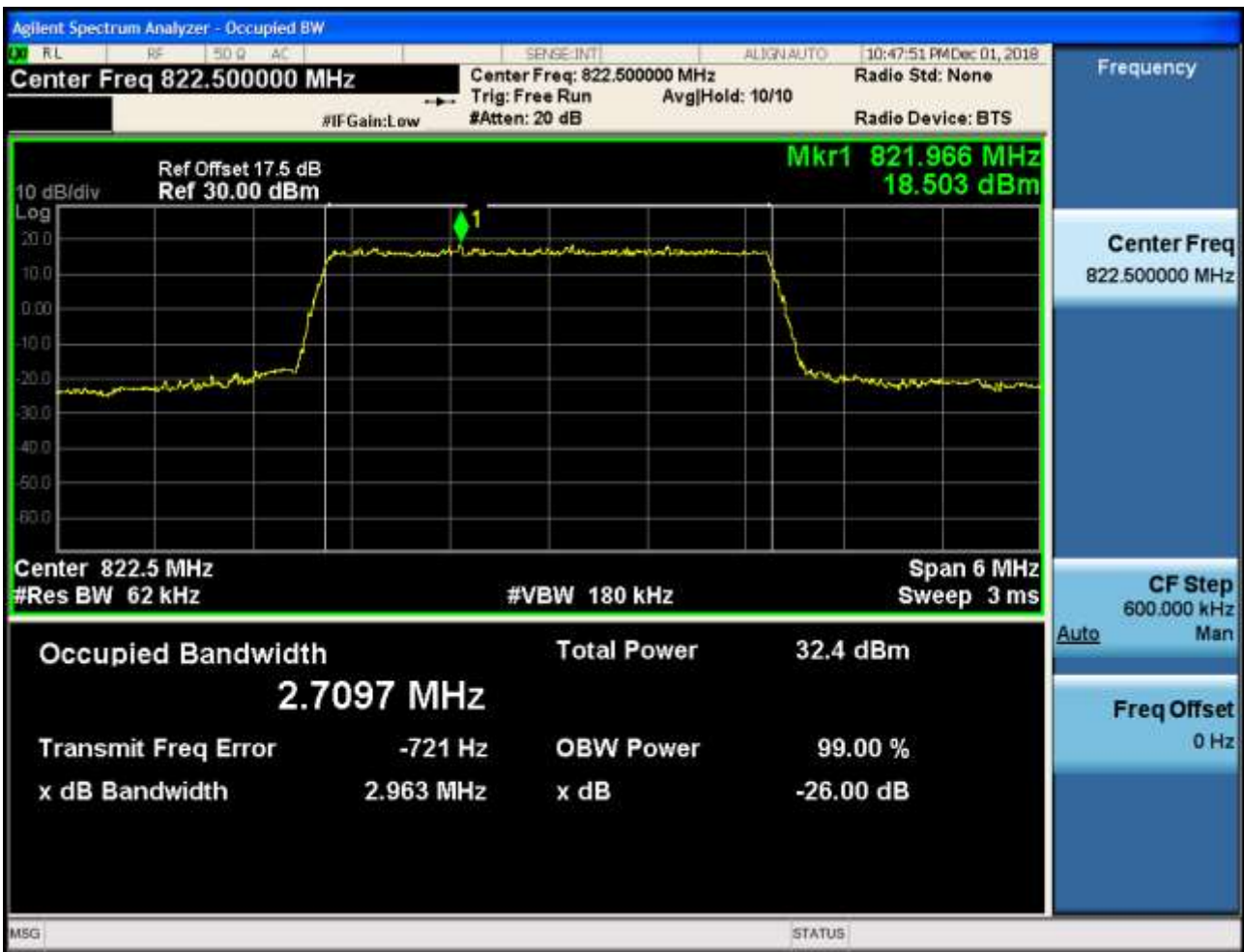
4.1.1.1.2.2 Test Channel = MCH

4.1.1.1.2.2.1 Test RB = RB15#0



4.1.1.1.2.3 Test Channel = HCH

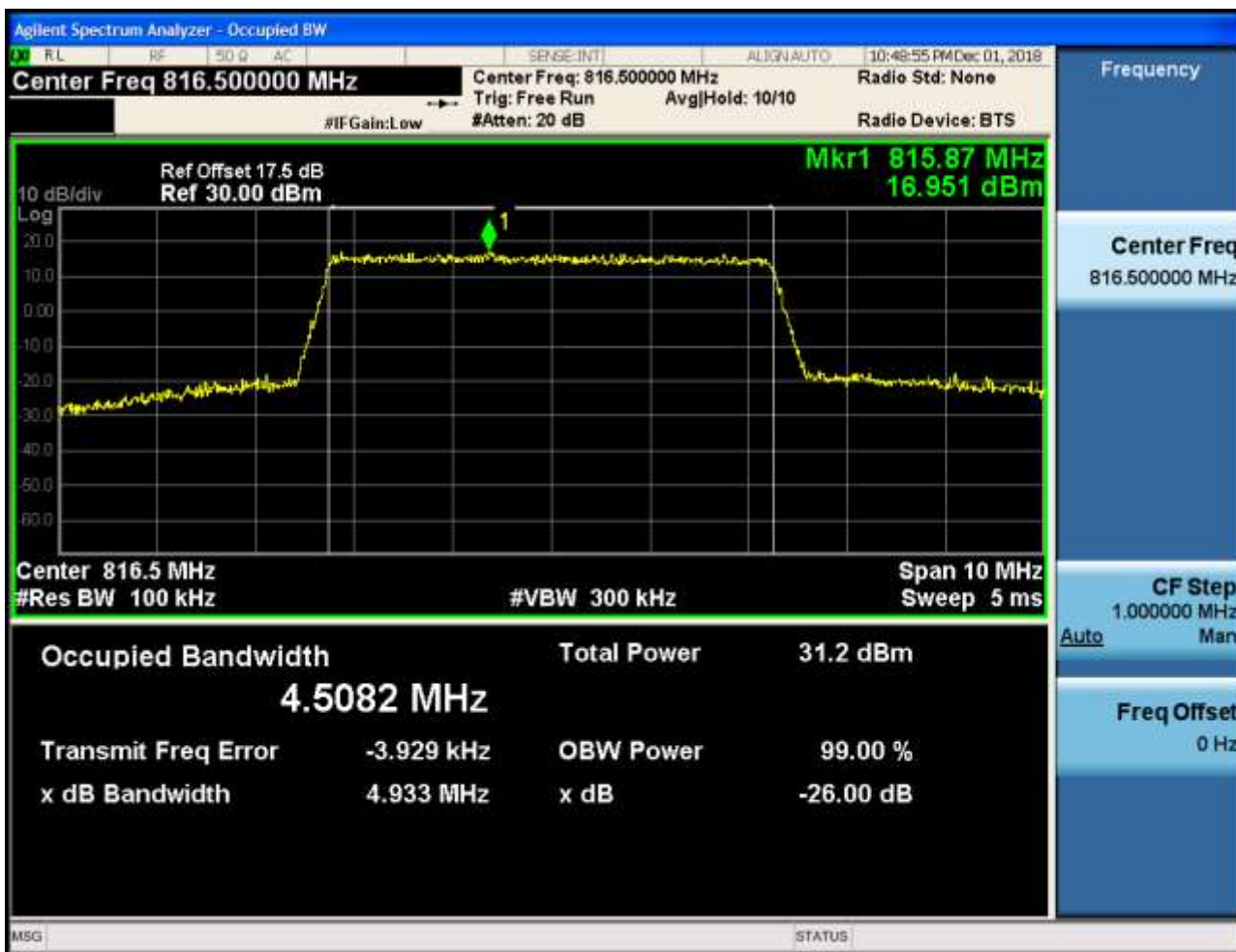
4.1.1.1.2.3.1 Test RB = RB15#0



4.1.1.1.3 Test Bandwidth = 5

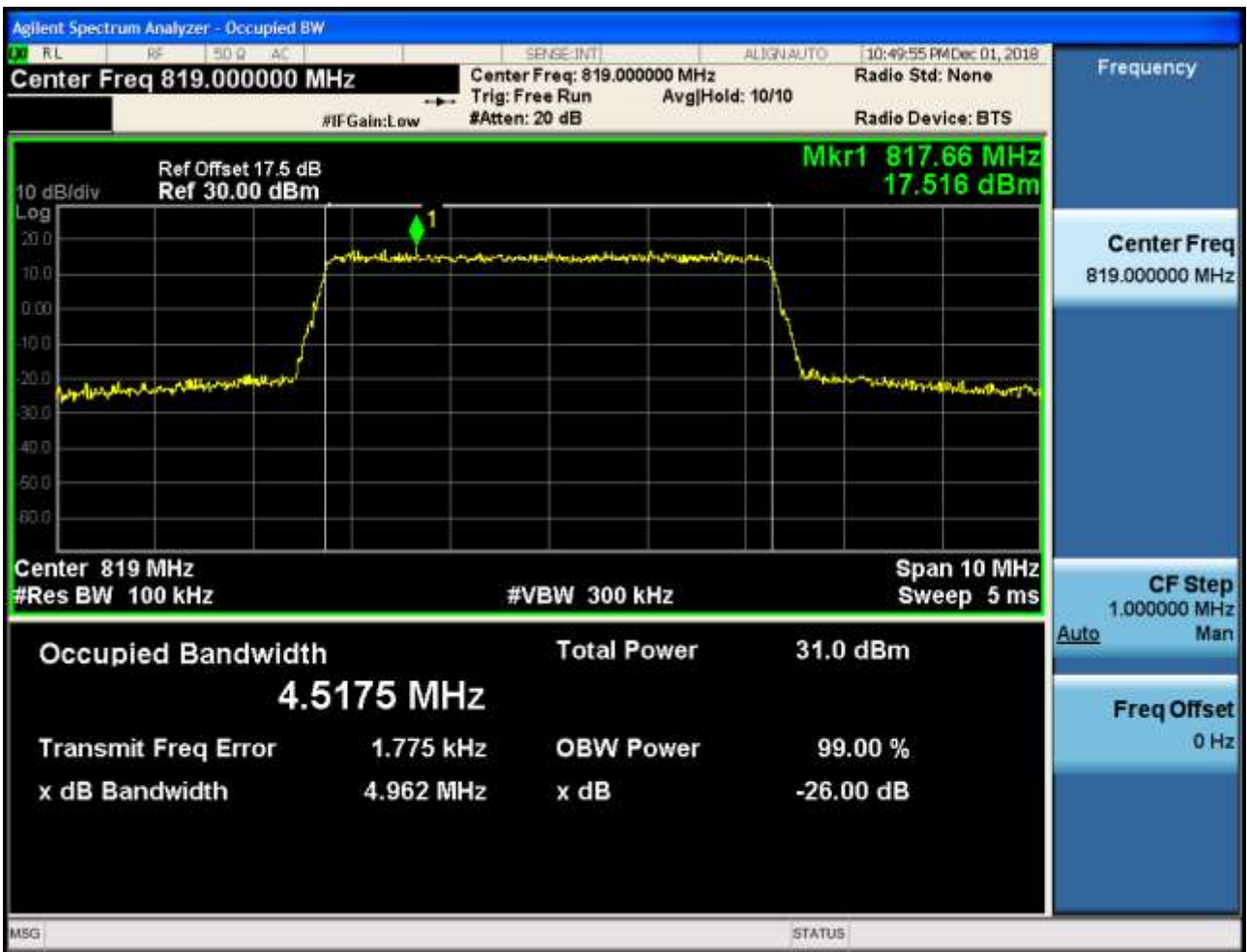
4.1.1.1.3.1 Test Channel = LCH

4.1.1.1.3.1.1 Test RB = RB25#0



4.1.1.1.3.2 Test Channel = MCH

4.1.1.1.3.2.1 Test RB = RB25#0



4.1.1.1.3.3 Test Channel = HCH

4.1.1.1.3.3.1 Test RB = RB25#0



4.1.1.1.4 Test Bandwidth = 10

4.1.1.1.4.1 Test Channel = MCH

4.1.1.1.4.1.1 Test RB = RB50#0

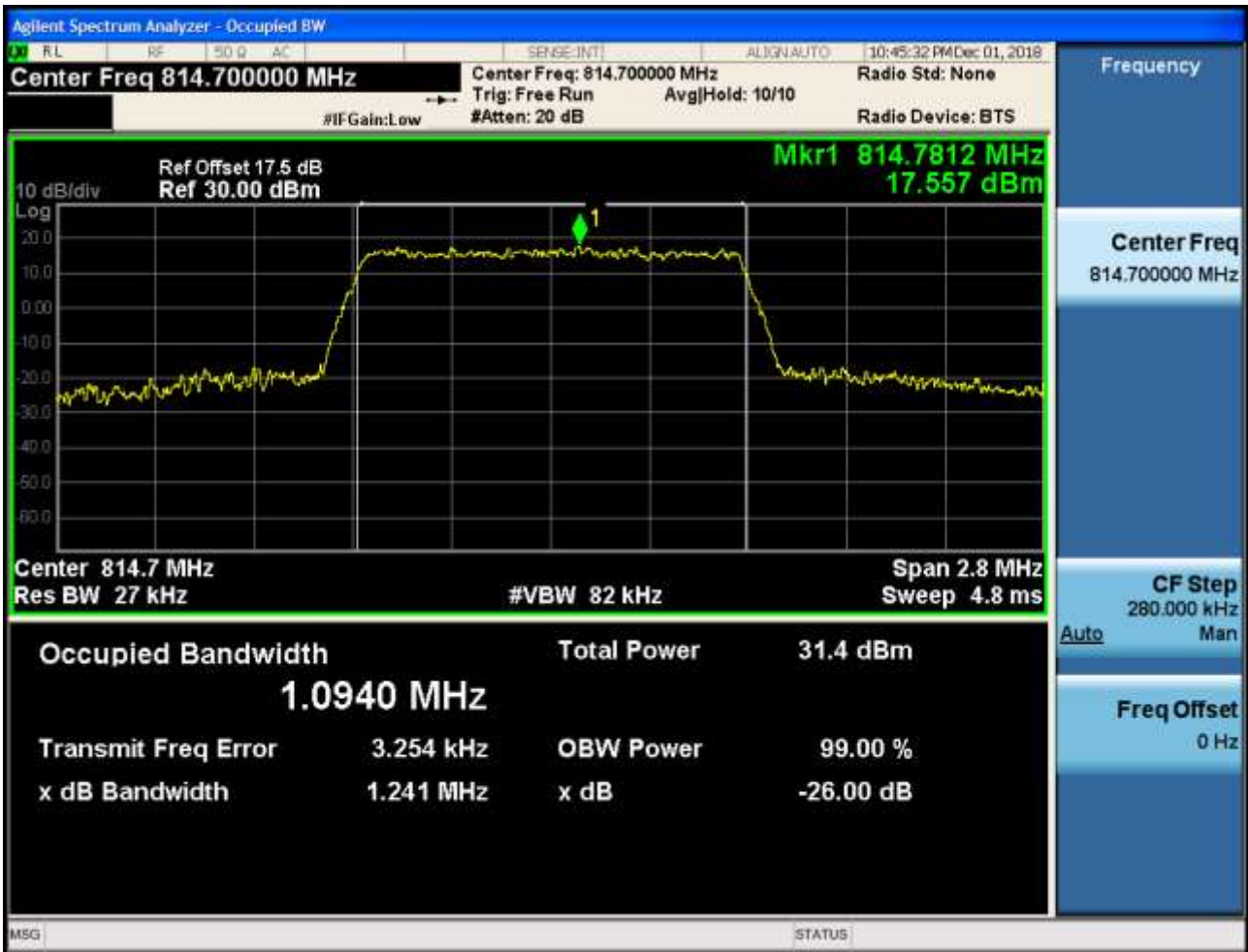


4.1.1.2 Test Mode = LTE/TM2

4.1.1.2.1 Test Bandwidth = 1.4

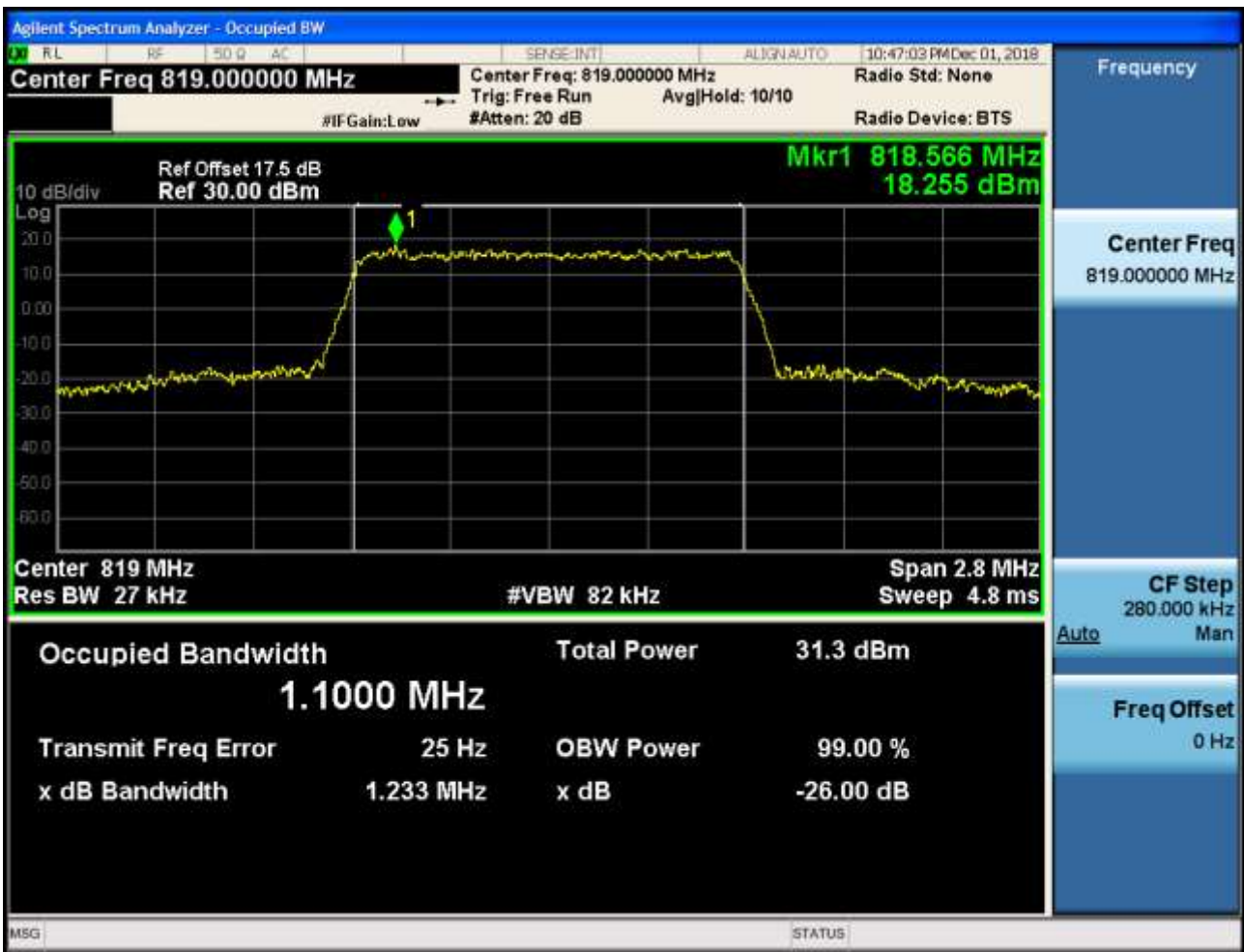
4.1.1.2.1.1 Test Channel = LCH

4.1.1.2.1.1.1 Test RB = RB6#0



4.1.1.2.1.2 Test Channel = MCH

4.1.1.2.1.2.1 Test RB = RB6#0



4.1.1.2.1.3 Test Channel = HCH

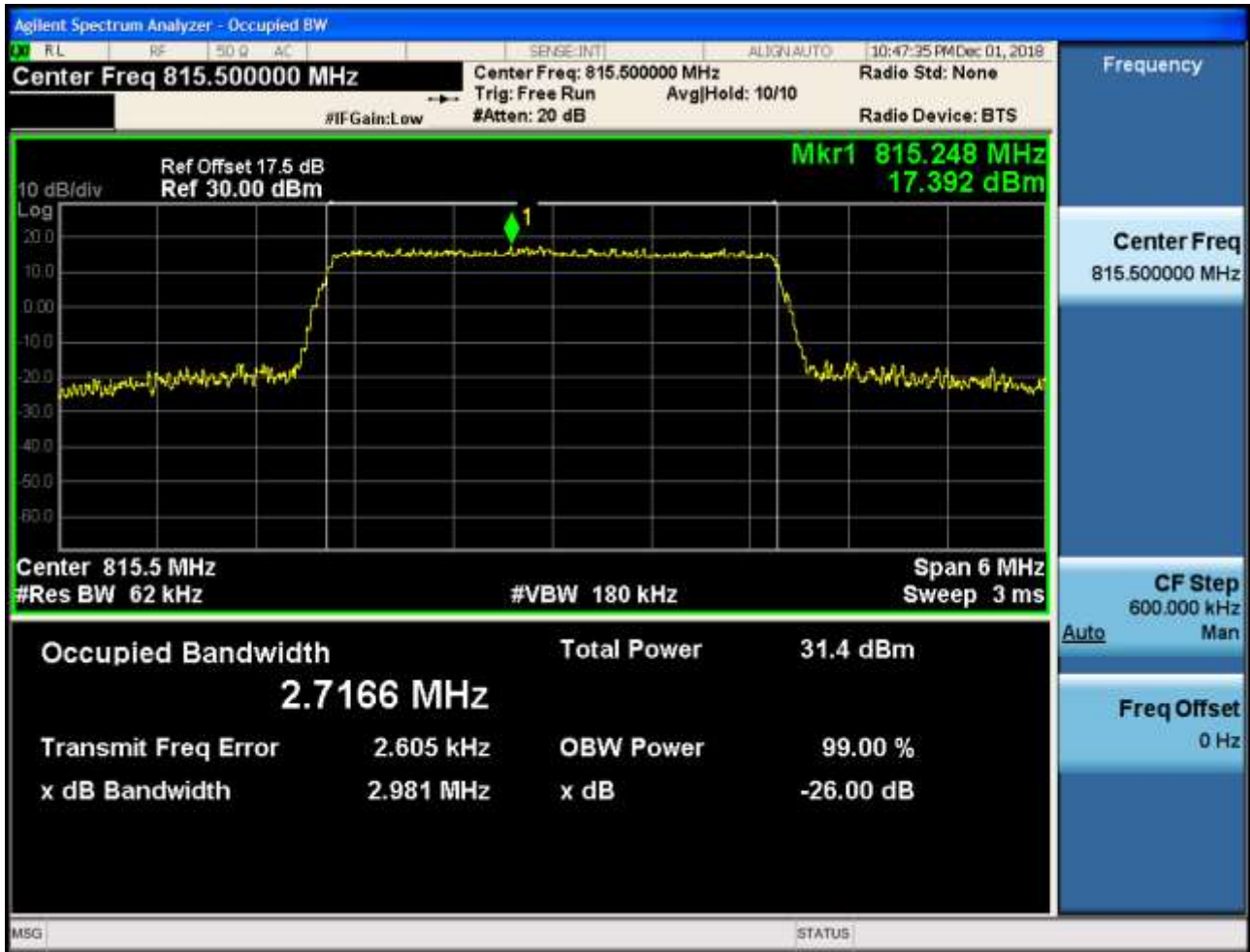
4.1.1.2.1.3.1 Test RB = RB6#0



4.1.1.2.2 Test Bandwidth = 3

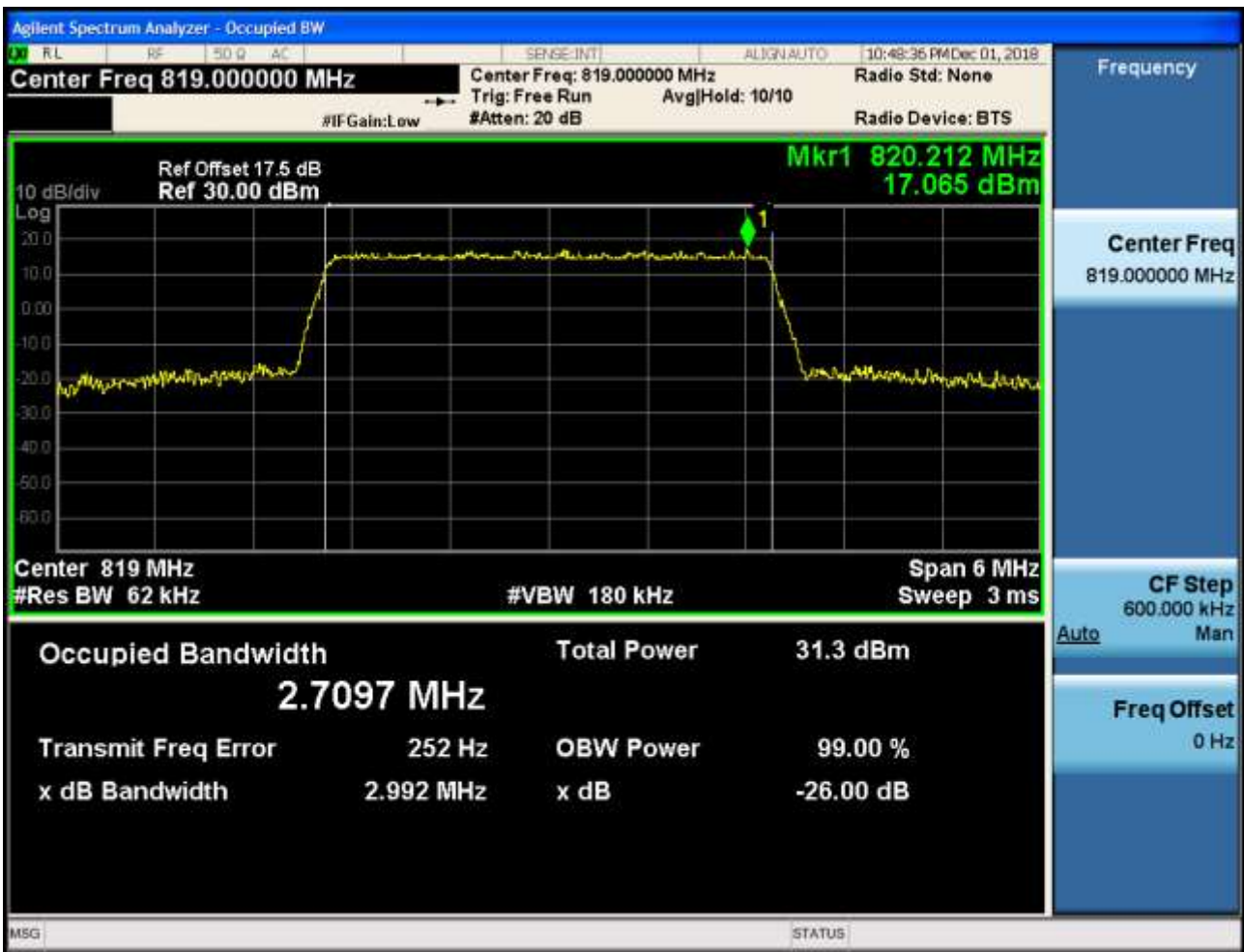
4.1.1.2.2.1 Test Channel = LCH

4.1.1.2.2.1.1 Test RB = RB15#0



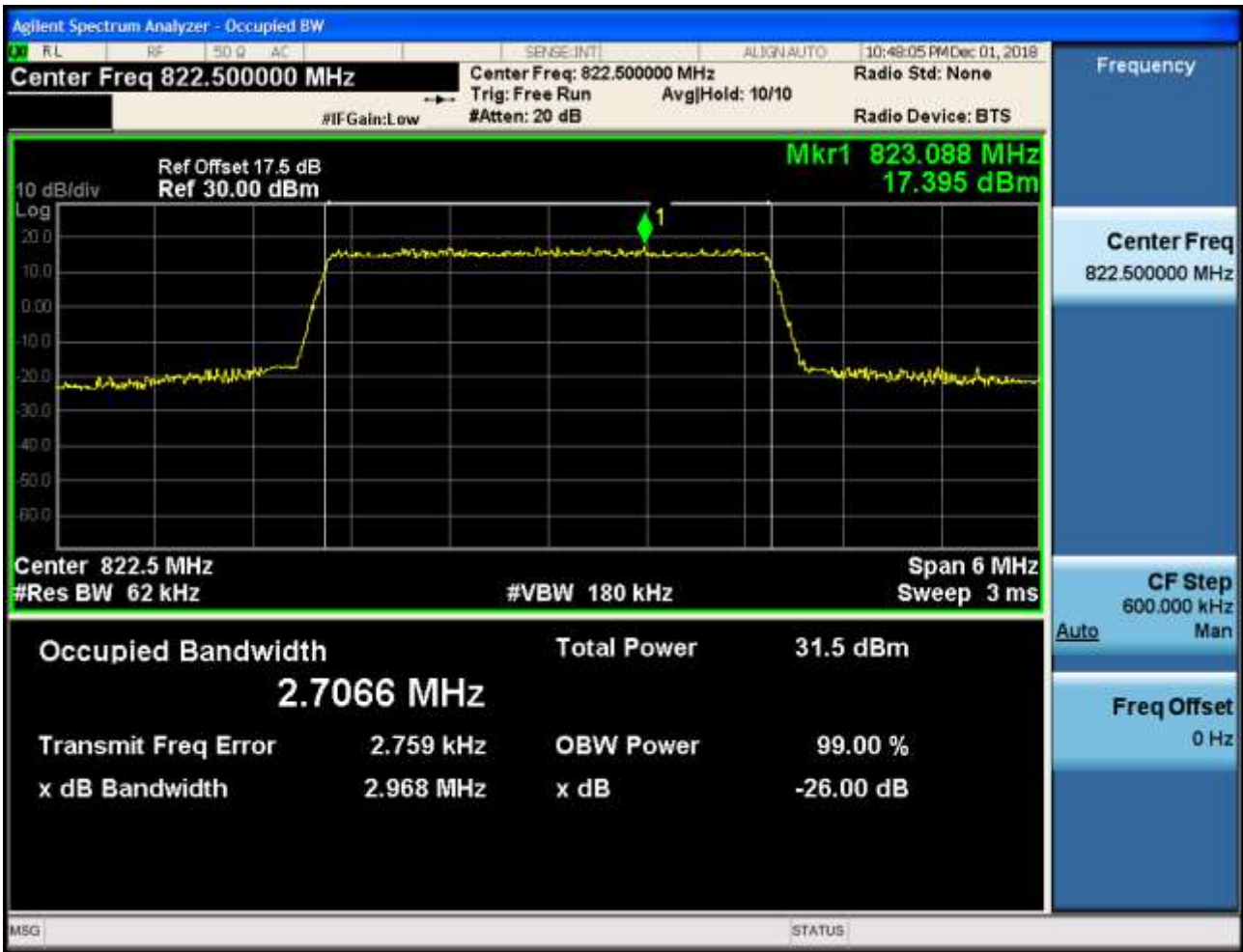
4.1.1.2.2 Test Channel = MCH

4.1.1.2.2.1 Test RB = RB15#0



4.1.1.2.2.3 Test Channel = HCH

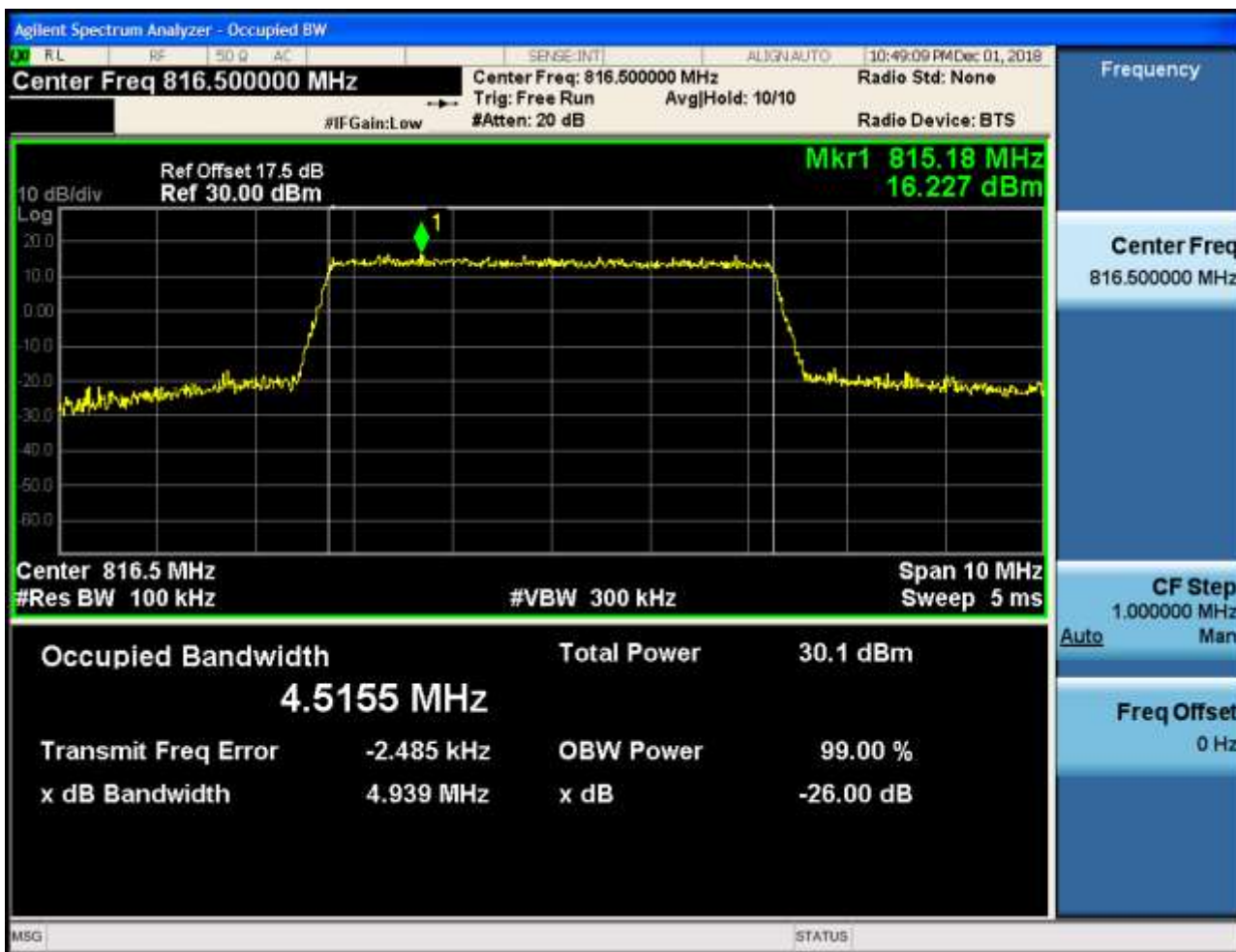
4.1.1.2.2.3.1 Test RB = RB15#0



4.1.1.2.3 Test Bandwidth = 5

4.1.1.2.3.1 Test Channel = LCH

4.1.1.2.3.1.1 Test RB = RB25#0



4.1.1.2.3.2 Test Channel = MCH

4.1.1.2.3.2.1 Test RB = RB25#0



4.1.1.2.3.3 Test Channel = HCH

4.1.1.2.3.3.1 Test RB = RB25#0



4.1.1.2.4 Test Bandwidth = 10

4.1.1.2.4.1 Test Channel = MCH

4.1.1.2.4.1.1 Test RB = RB50#0



5Appendix_E: Band Edges Compliance

Part I - Test Plots

5.1 For LTE

5.1.1 Test Band = Band26 (814-824 MHz)

5.1.1.1 Test Mode = LTE/TM1

5.1.1.1.1 Test Bandwidth = 1.4

5.1.1.1.1.1 Test Channel = LCH

5.1.1.1.1.1.1 Test RB = RB1#0



5.1.1.1.1.2 Test RB = RB1#5



5.1.1.1.1.3 Test RB = RB3#2



5.1.1.1.1.4 Test RB = RB6#0



5.1.1.1.1.2 Test Channel = HCH

5.1.1.1.1.2.1 Test RB = RB1#0



5.1.1.1.2.2 Test RB = RB1#5



5.1.1.1.2.3 Test RB = RB3#2



5.1.1.1.2.4 Test RB = RB6#0



5.1.1.1.2 Test Bandwidth = 3

5.1.1.1.2.1 Test Channel = LCH

5.1.1.1.2.1.1 Test RB = RB1#0



5.1.1.1.2.1.2 Test RB = RB1#14



5.1.1.1.2.1.3 Test RB = RB8#4



5.1.1.1.2.1.4 Test RB = RB15#0



5.1.1.1.2.2 Test Channel = HCH

5.1.1.1.2.2.1 Test RB = RB1#0



5.1.1.1.2.2.2 Test RB = RB1#14



5.1.1.1.2.2.3 Test RB = RB8#4



5.1.1.1.2.2.4 Test RB = RB15#0



5.1.1.1.3 Test Bandwidth = 5

5.1.1.1.3.1 Test Channel = LCH

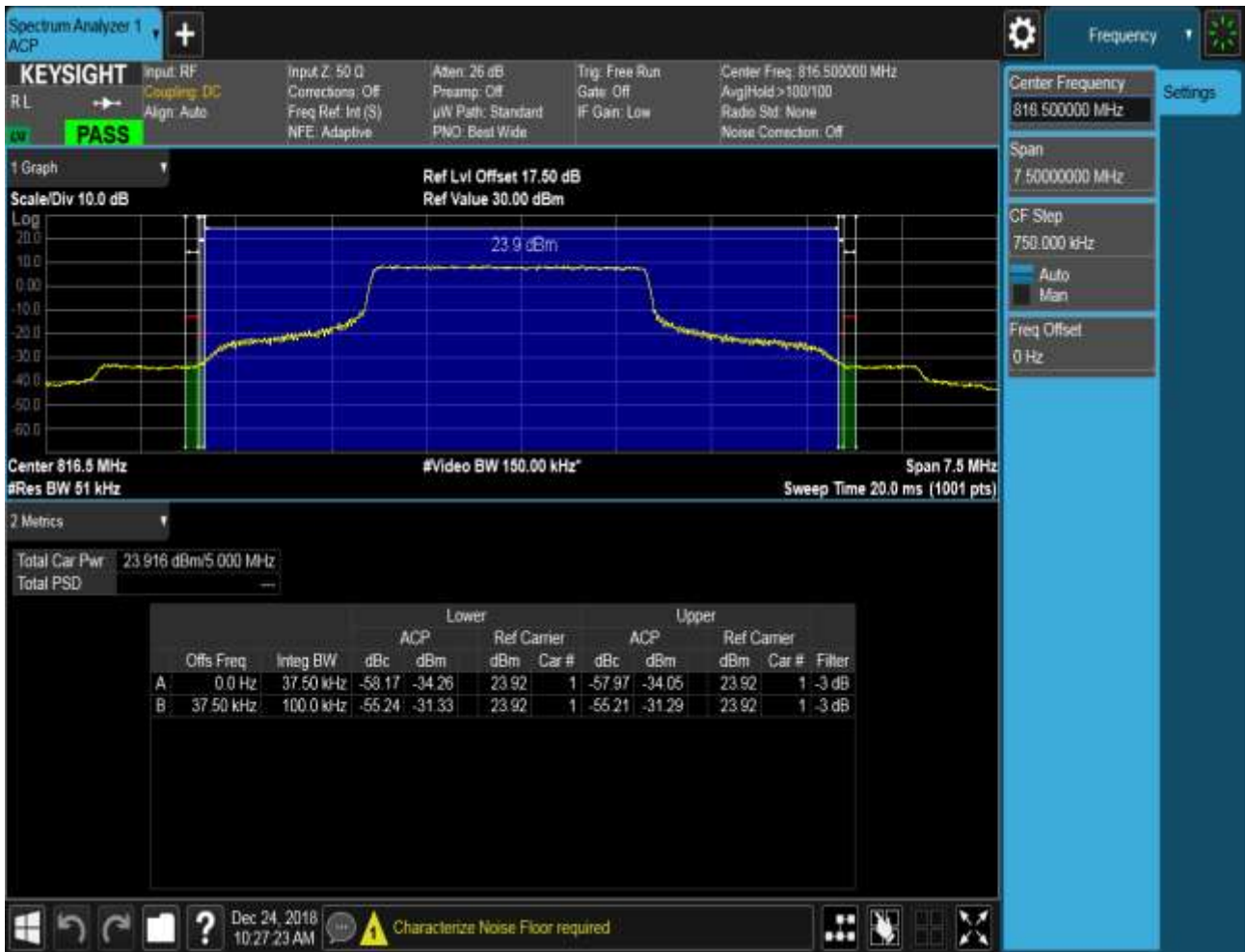
5.1.1.1.3.1.1 Test RB = RB1#0



5.1.1.1.3.1.2 Test RB = RB1#24



5.1.1.1.3.1.3 Test RB = RB12#6



5.1.1.1.3.1.4 Test RB = RB25#0



5.1.1.1.3.2 Test Channel = HCH

5.1.1.1.3.2.1 Test RB = RB1#0



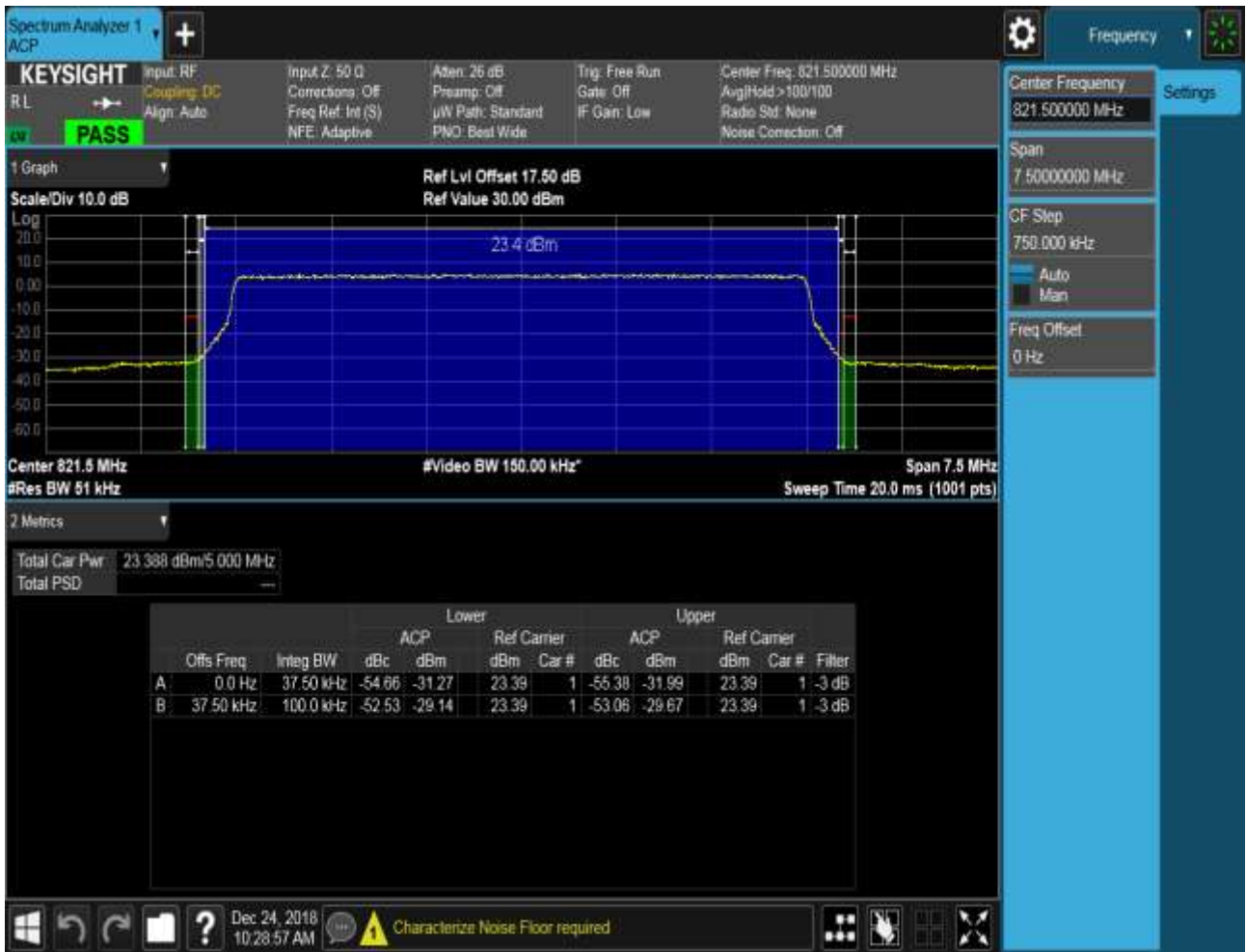
5.1.1.1.3.2.2 Test RB = RB1#24



5.1.1.1.3.2.3 Test RB = RB12#6



5.1.1.1.3.2.4 Test RB = RB25#0



5.1.1.1.4 Test Bandwidth = 10

5.1.1.1.4.1 Test Channel = LCH

5.1.1.1.4.1.1 Test RB = RB1#0



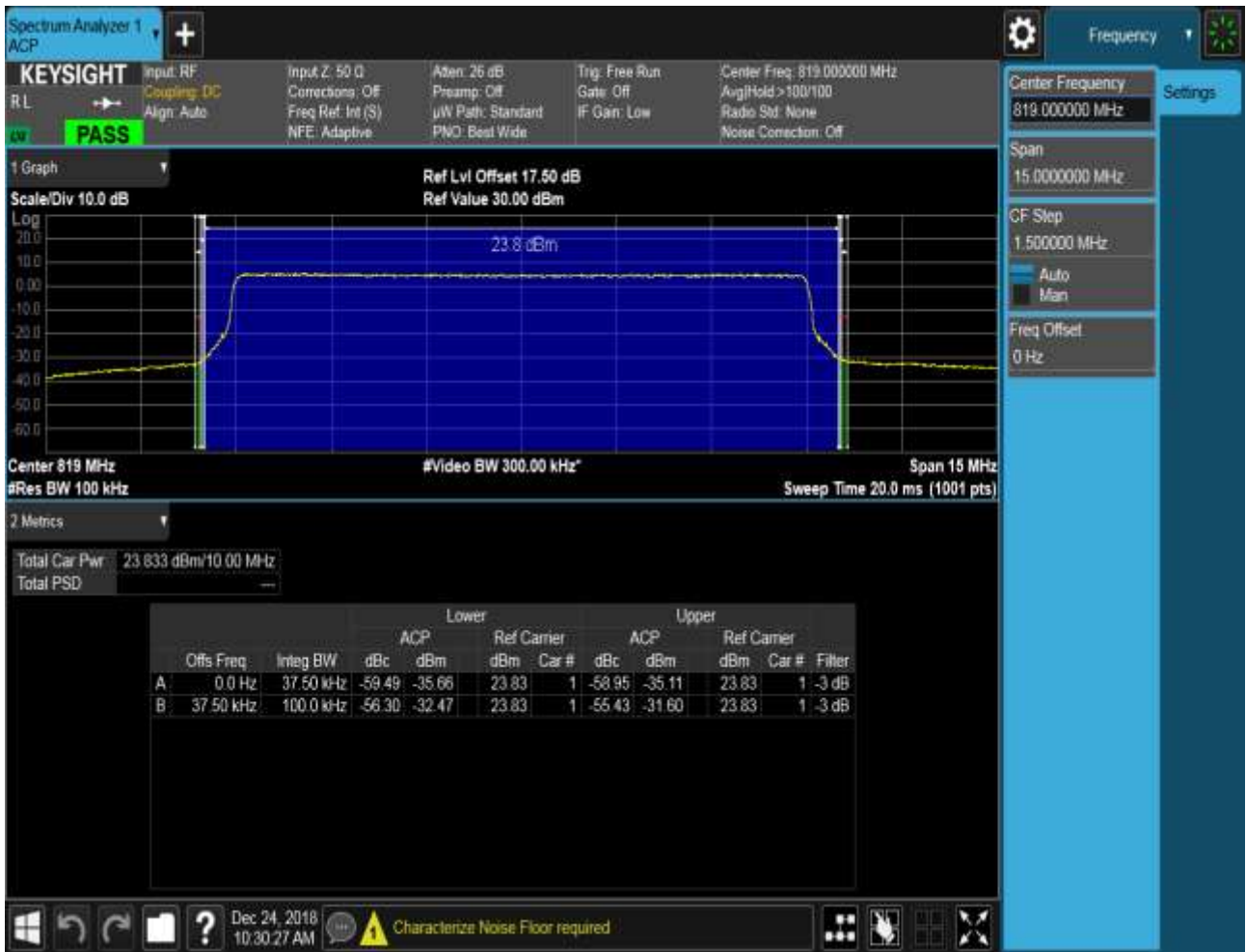
5.1.1.1.4.1.2 Test RB = RB1#49



5.1.1.1.4.1.3 Test RB = RB25#13



5.1.1.1.4.1.4 Test RB = RB50#0

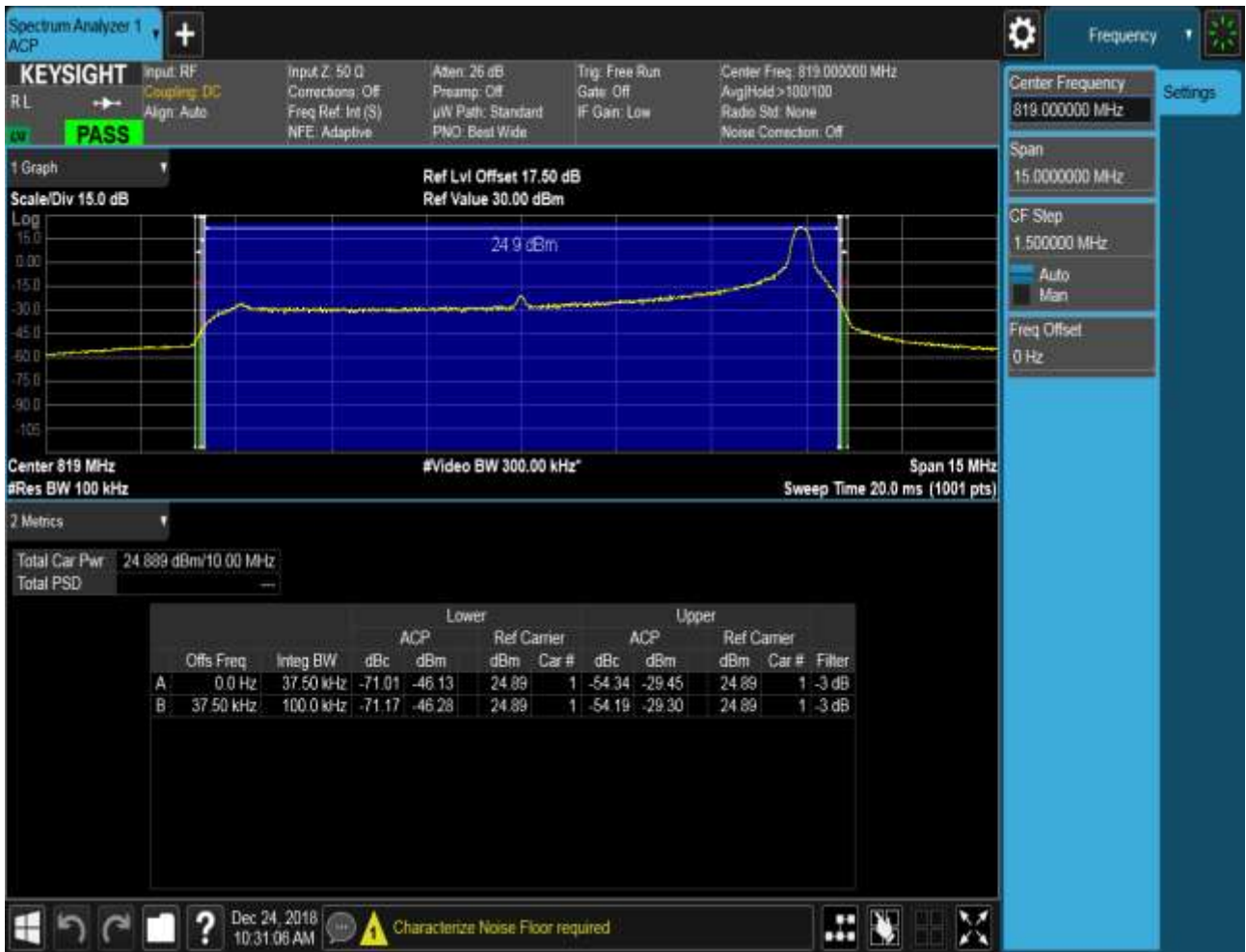


5.1.1.1.4.2 Test Channel = HCH

5.1.1.1.4.2.1 Test RB = RB1#0



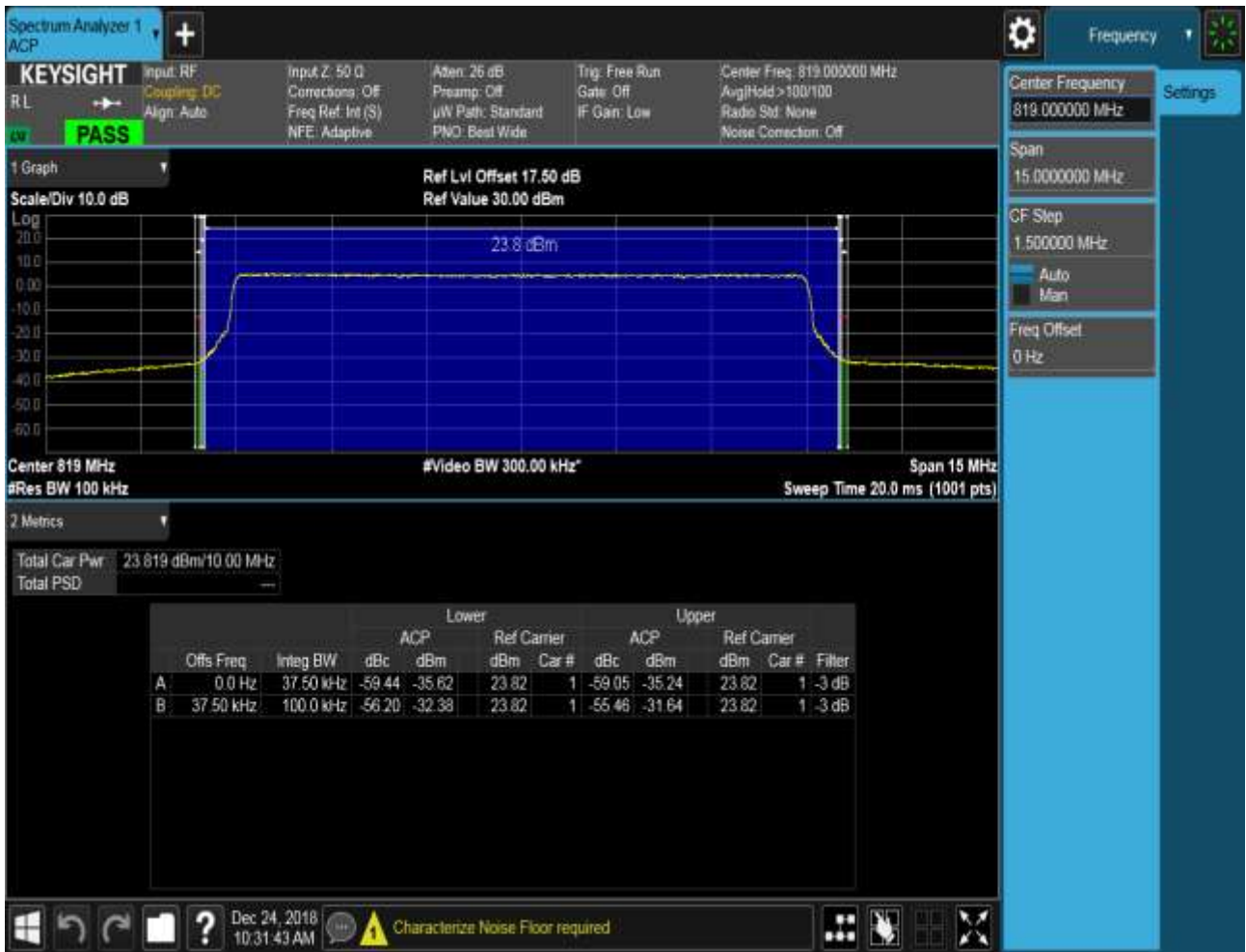
5.1.1.1.4.2.2 Test RB = RB1#49



5.1.1.1.4.2.3 Test RB = RB25#13



5.1.1.1.4.2.4 Test RB = RB50#0



5.1.1.2 Test Mode = LTE/TM2

5.1.1.2.1 Test Bandwidth = 1.4

5.1.1.2.1.1 Test Channel = LCH

5.1.1.2.1.1.1 Test RB = RB1#0



5.1.1.2.1.1.2 Test RB = RB1#5



5.1.1.2.1.1.3 Test RB = RB3#2

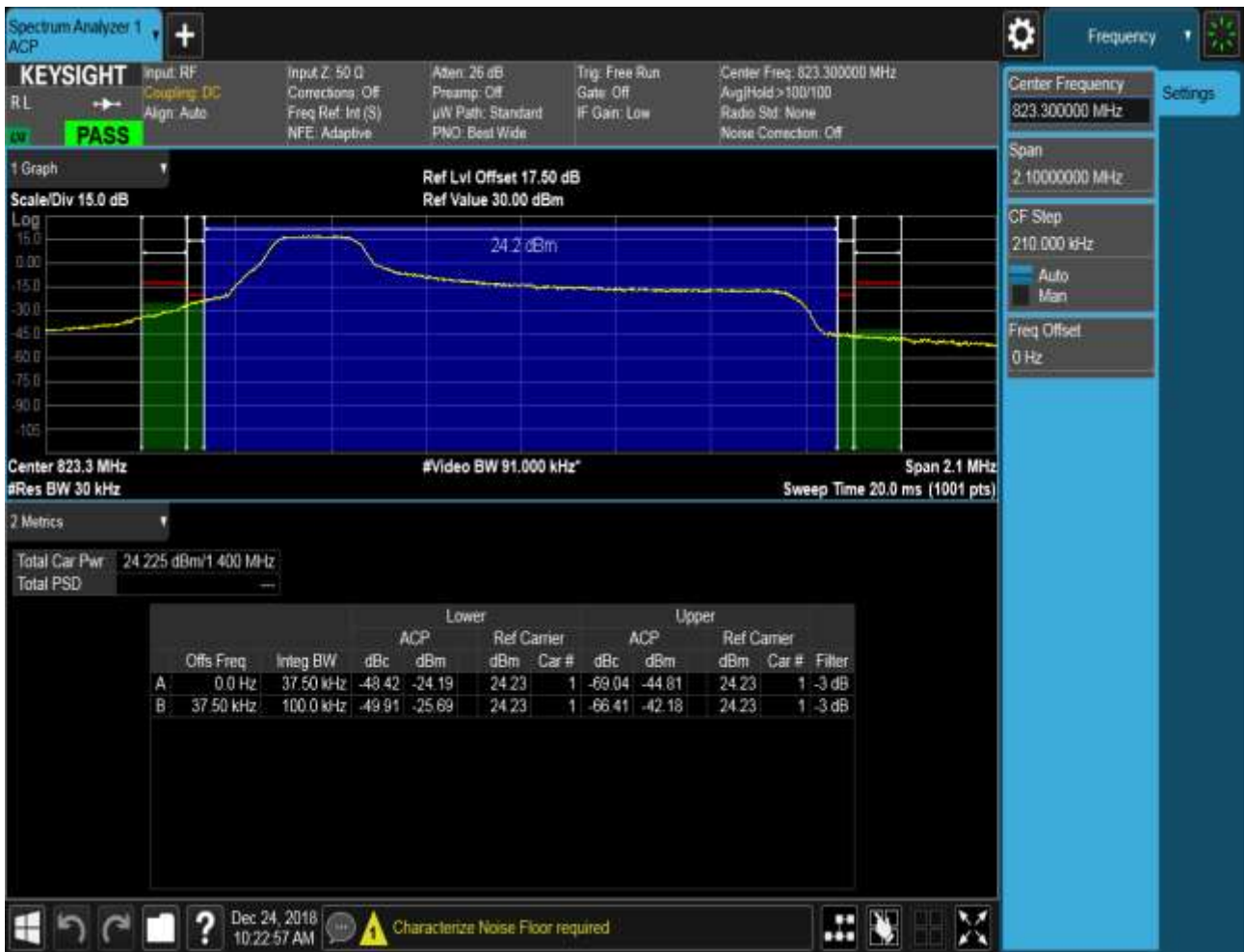


5.1.1.2.1.1.4 Test RB = RB6#0



5.1.1.2.1.2 Test Channel = HCH

5.1.1.2.1.2.1 Test RB = RB1#0



5.1.1.2.1.2.2 Test RB = RB1#5



5.1.1.2.1.2.3 Test RB = RB3#2



5.1.1.2.1.2.4 Test RB = RB6#0



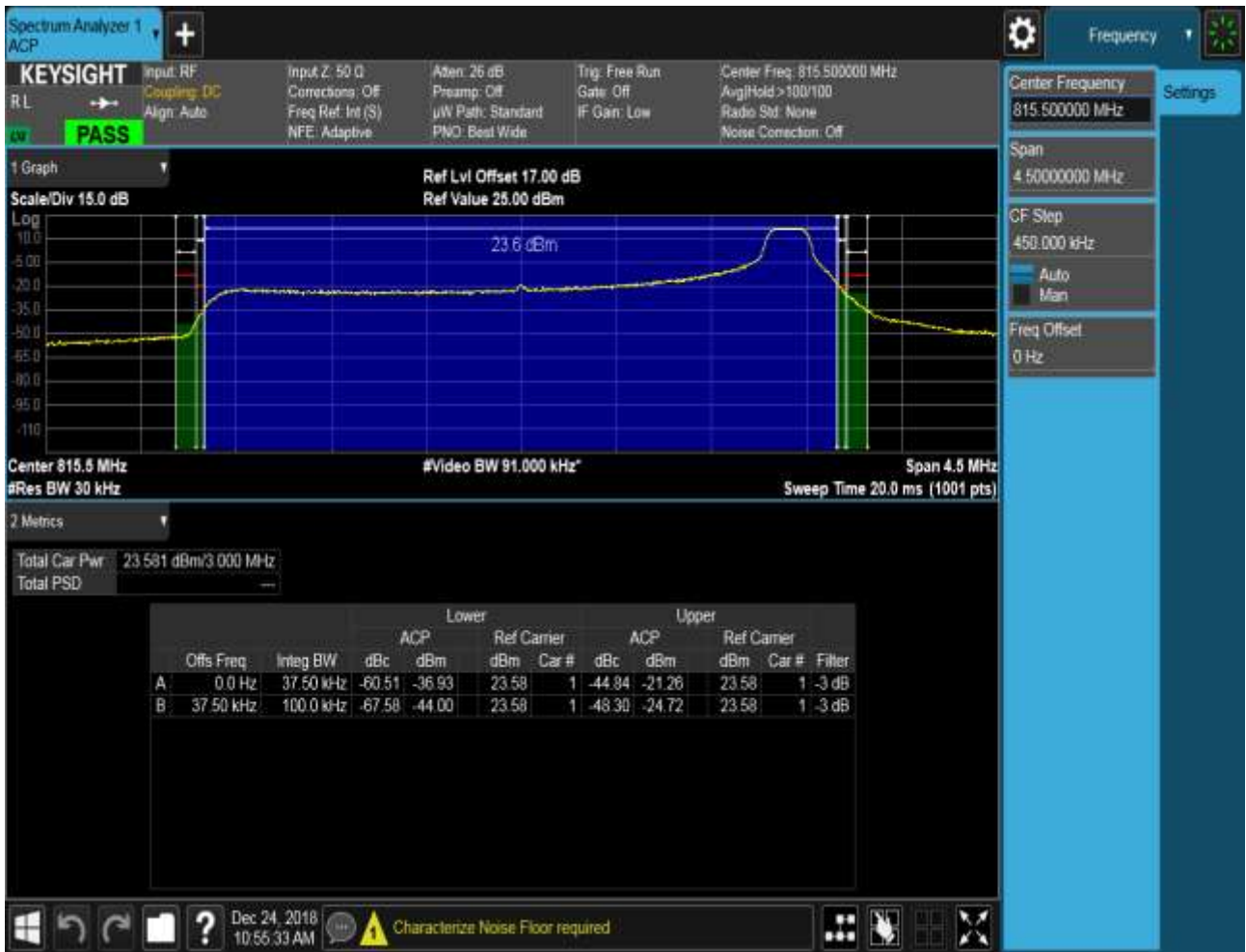
5.1.1.2.2 Test Bandwidth = 3

5.1.1.2.2.1 Test Channel = LCH

5.1.1.2.2.1.1 Test RB = RB1#0



5.1.1.2.2.1.2 Test RB = RB1#14



5.1.1.2.2.1.3 Test RB = RB8#4



5.1.1.2.2.1.4 Test RB = RB15#0



5.1.1.2.2.2 Test Channel = HCH

5.1.1.2.2.1 Test RB = RB1#0



5.1.1.2.2.2 Test RB = RB1#14



5.1.1.2.2.3 Test RB = RB8#4



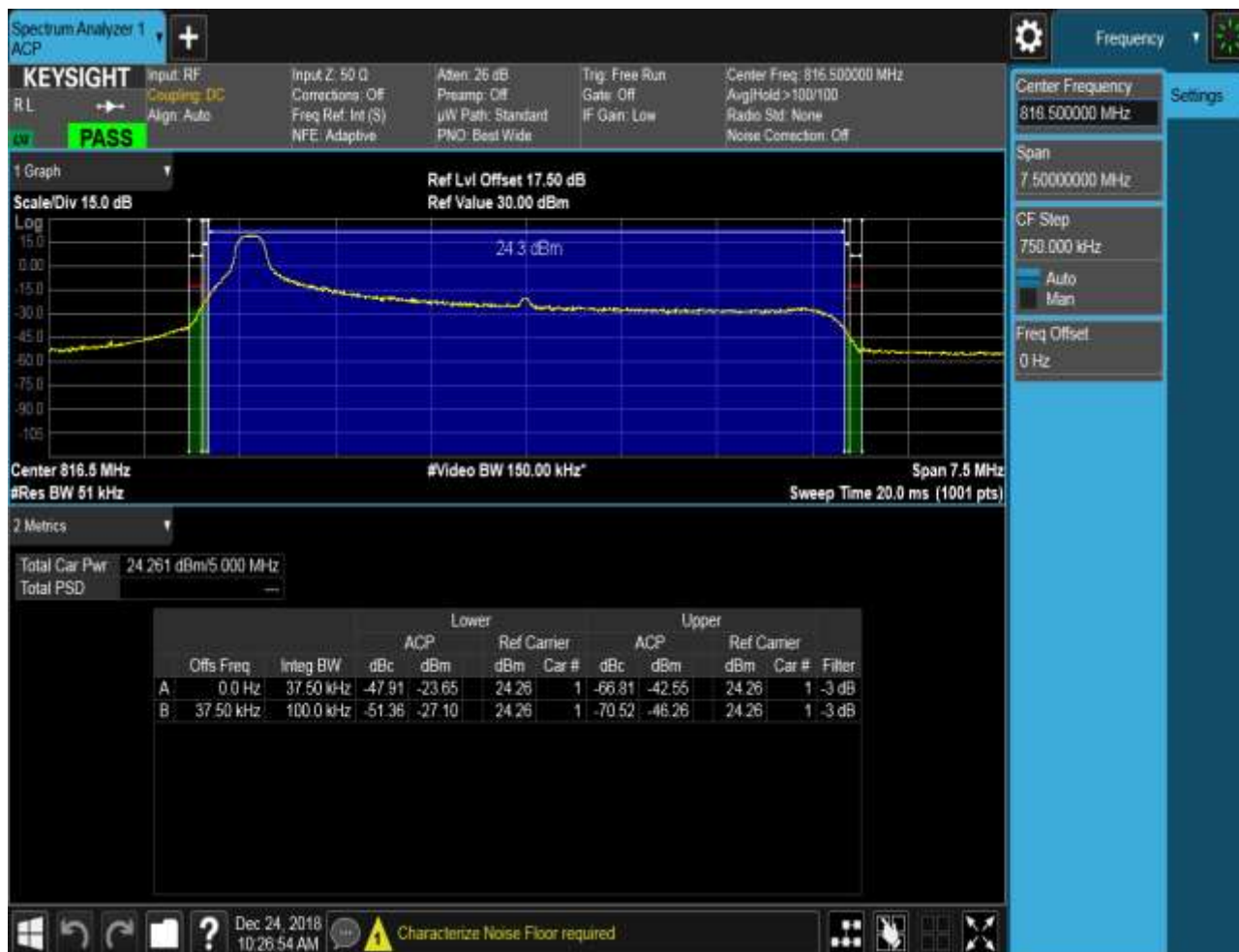
5.1.1.2.2.4 Test RB = RB15#0



5.1.1.2.3 Test Bandwidth = 5

5.1.1.2.3.1 Test Channel = LCH

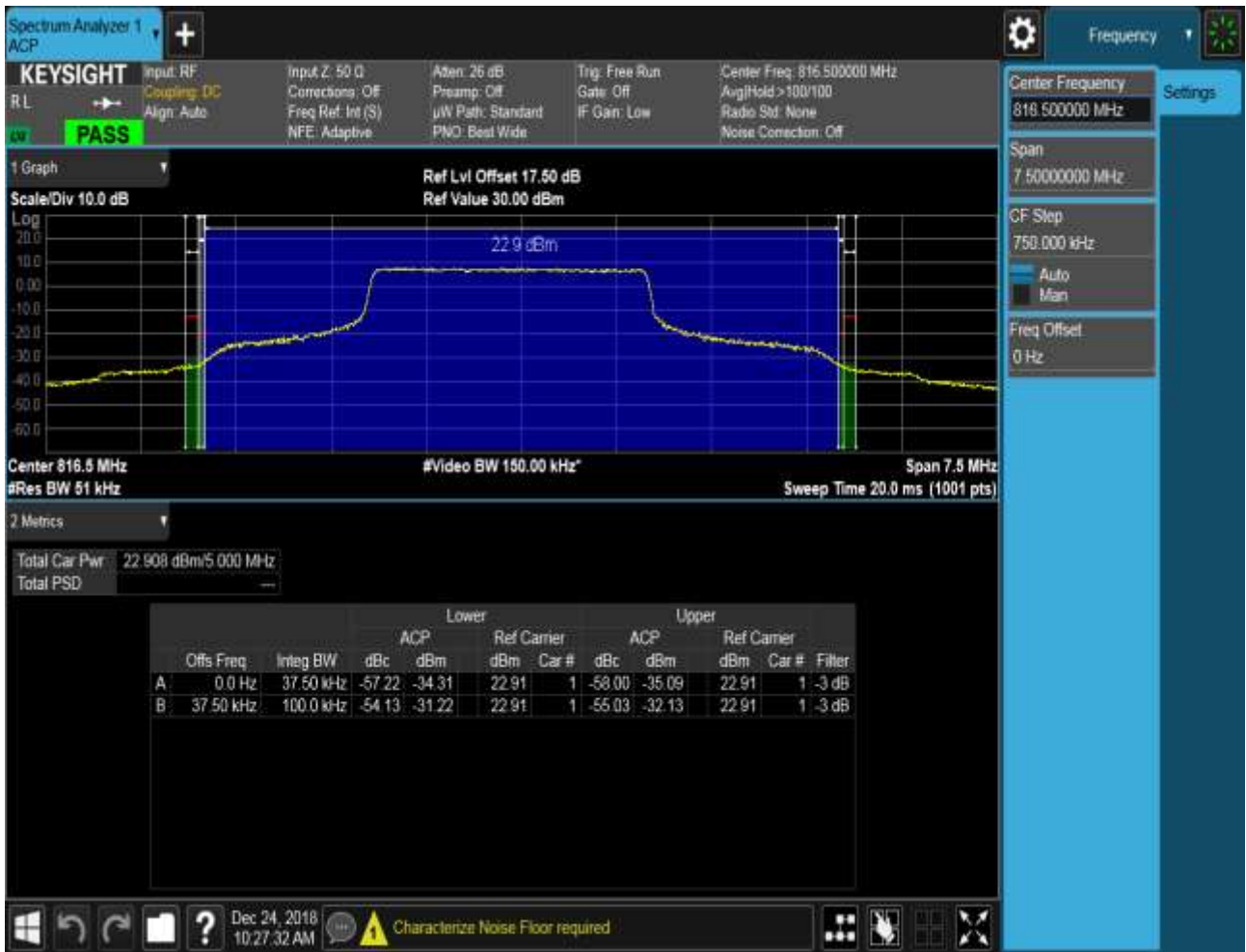
5.1.1.2.3.1.1 Test RB = RB1#0



5.1.1.2.3.1.2 Test RB = RB1#24



5.1.1.2.3.1.3 Test RB = RB12#6



5.1.1.2.3.1.4 Test RB = RB25#0



5.1.1.2.3.2 Test Channel = HCH

5.1.1.2.3.2.1 Test RB = RB1#0



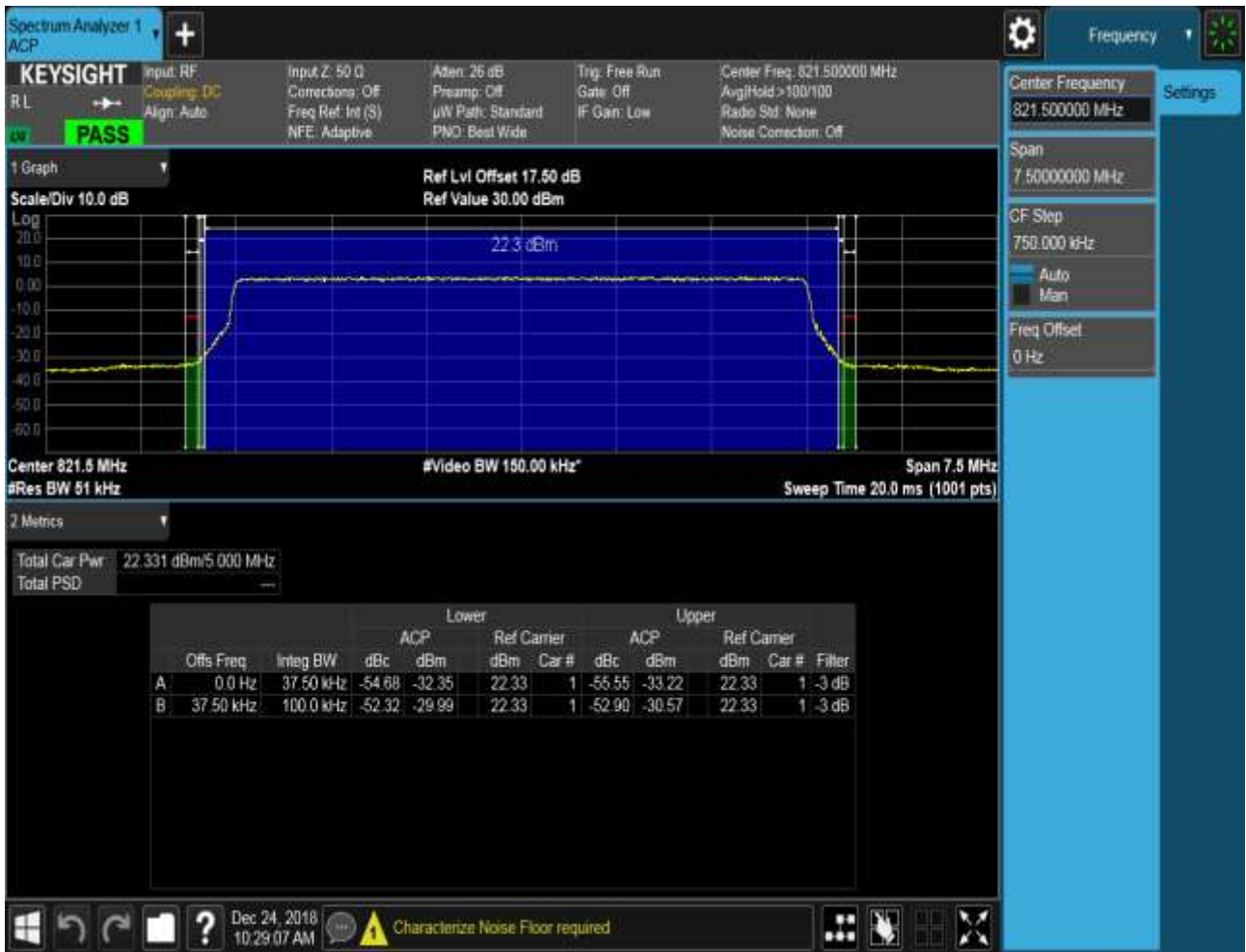
5.1.1.2.3.2.2 Test RB = RB1#24



5.1.1.2.3.2.3 Test RB = RB12#6



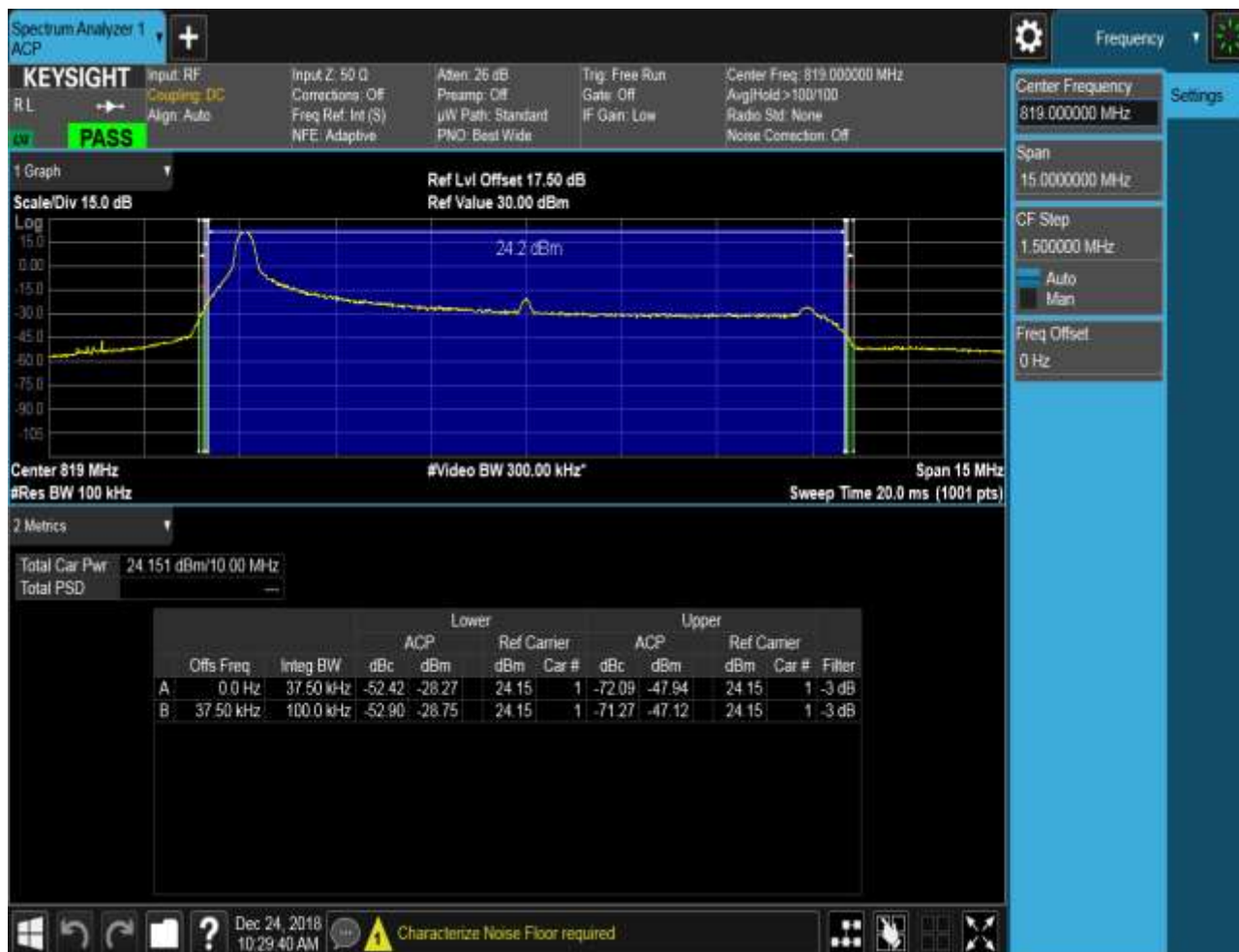
5.1.1.2.3.2.4 Test RB = RB25#0



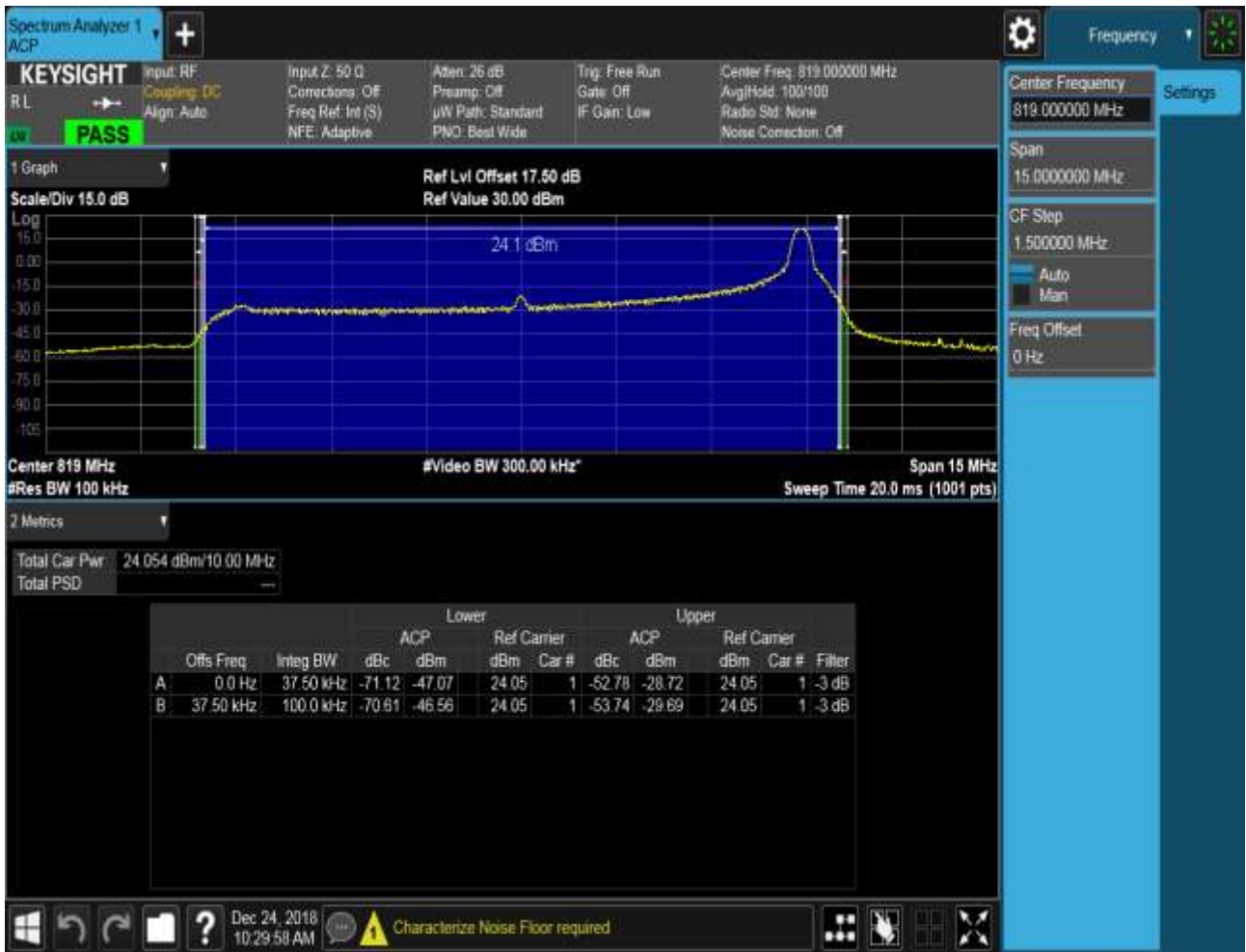
5.1.1.2.4 Test Bandwidth = 10

5.1.1.2.4.1 Test Channel = LCH

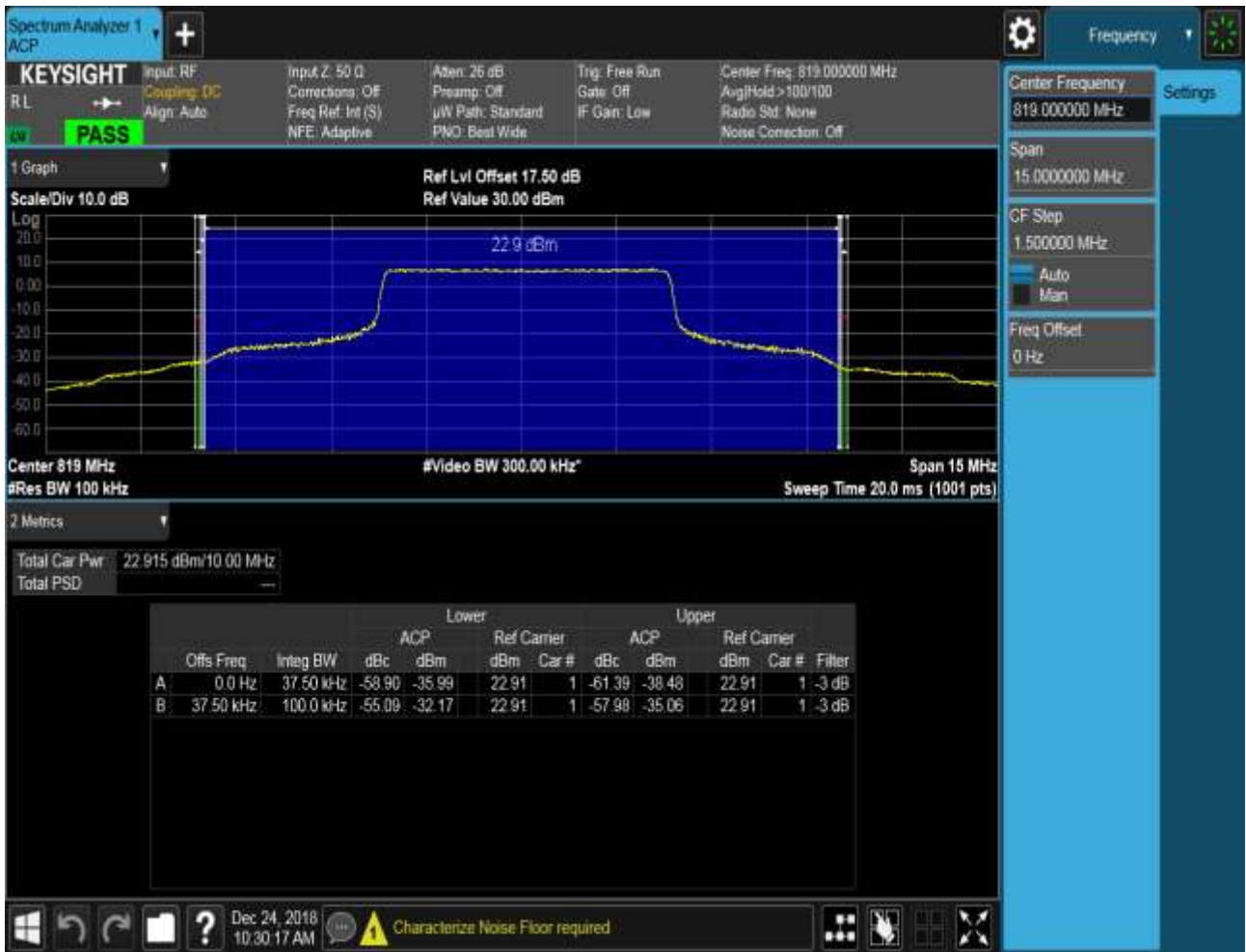
5.1.1.2.4.1.1 Test RB = RB1#0



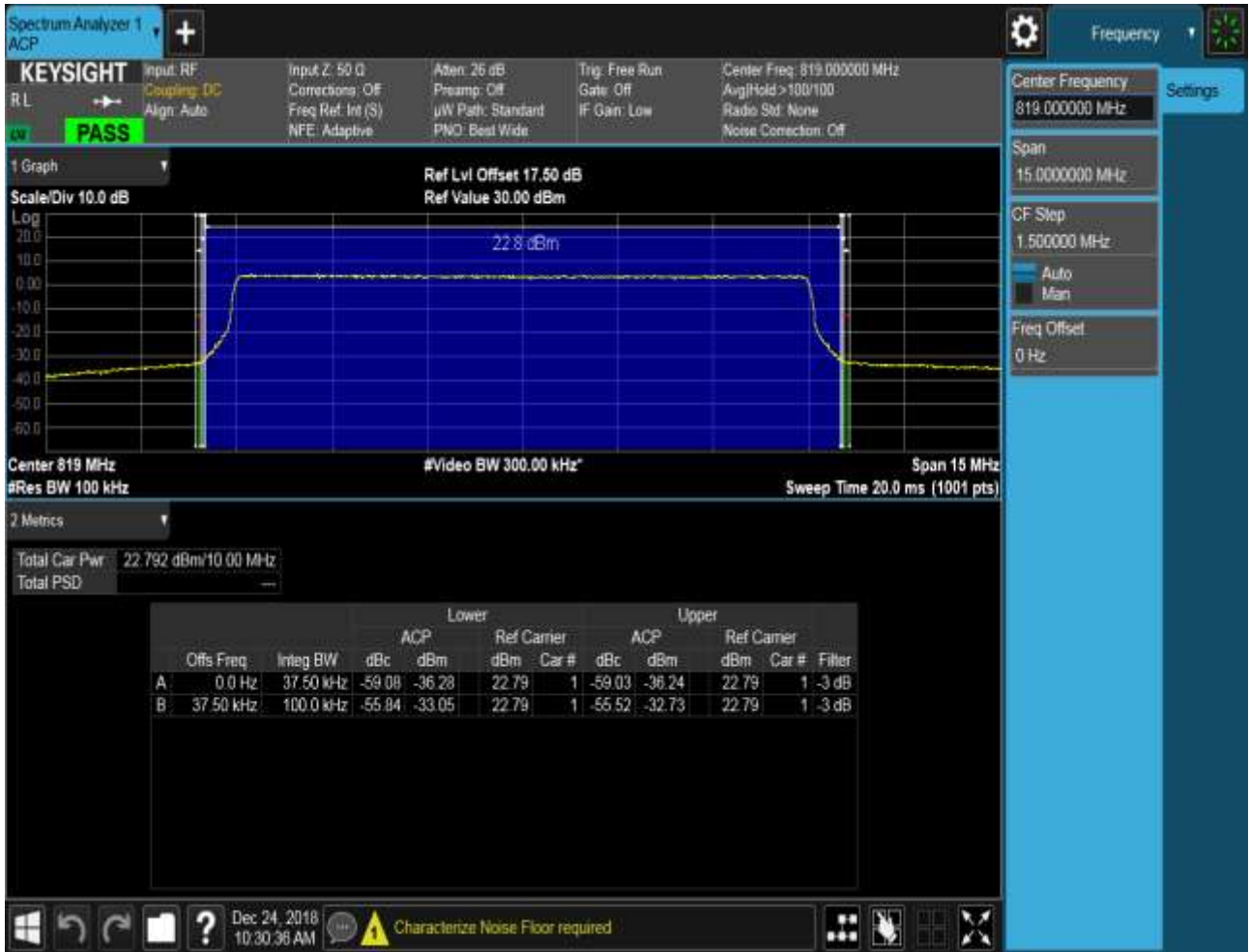
5.1.1.2.4.1.2 Test RB = RB1#49



5.1.1.2.4.1.3 Test RB = RB25#13



5.1.1.2.4.1.4 Test RB = RB50#0

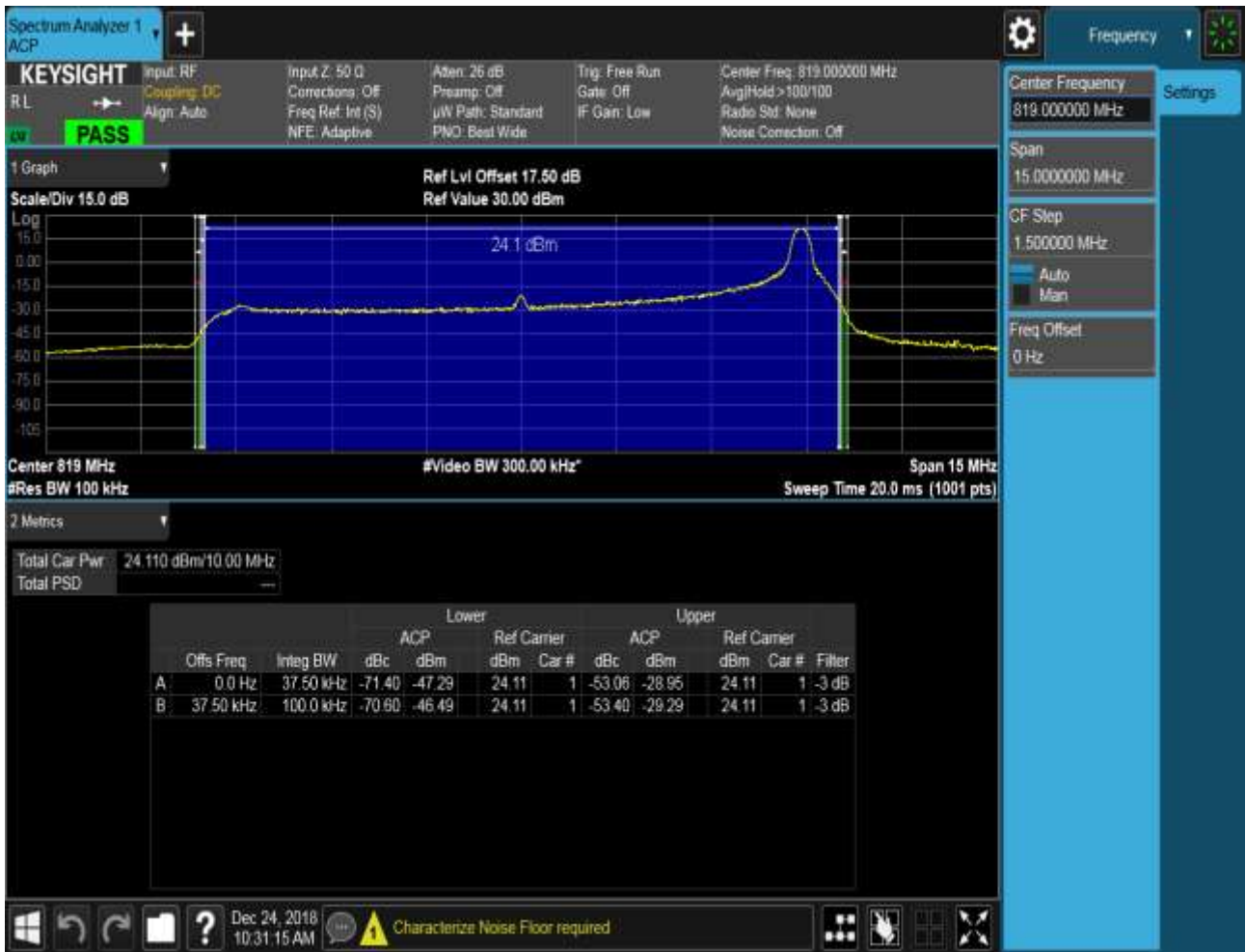


5.1.1.2.4.2 Test Channel = HCH

5.1.1.2.4.2.1 Test RB = RB1#0



5.1.1.2.4.2.2 Test RB = RB1#49



5.1.1.2.4.2.3 Test RB = RB25#13



5.1.1.2.4.2.4 Test RB = RB50#0



6Appendix_F: Spurious Emission at Antenna Terminal

NOTE: For the averaged unwanted emissions measurements, the measurement points in each sweep is greater than twice the Span/RBW in order to ensure bin-to-bin spacing of $< RBW/2$ so that narrowband signals are not lost between frequency bins. As to the present test item, the "Measurement Points = $k * (Span / RBW)$ " with k between 4 and 5, which results in an acceptable level error of less than 0.5 dB.

Part I - Test Plots

6.1 For LTE

6.1.1 Test Band = Band26 (814-824 MHz)

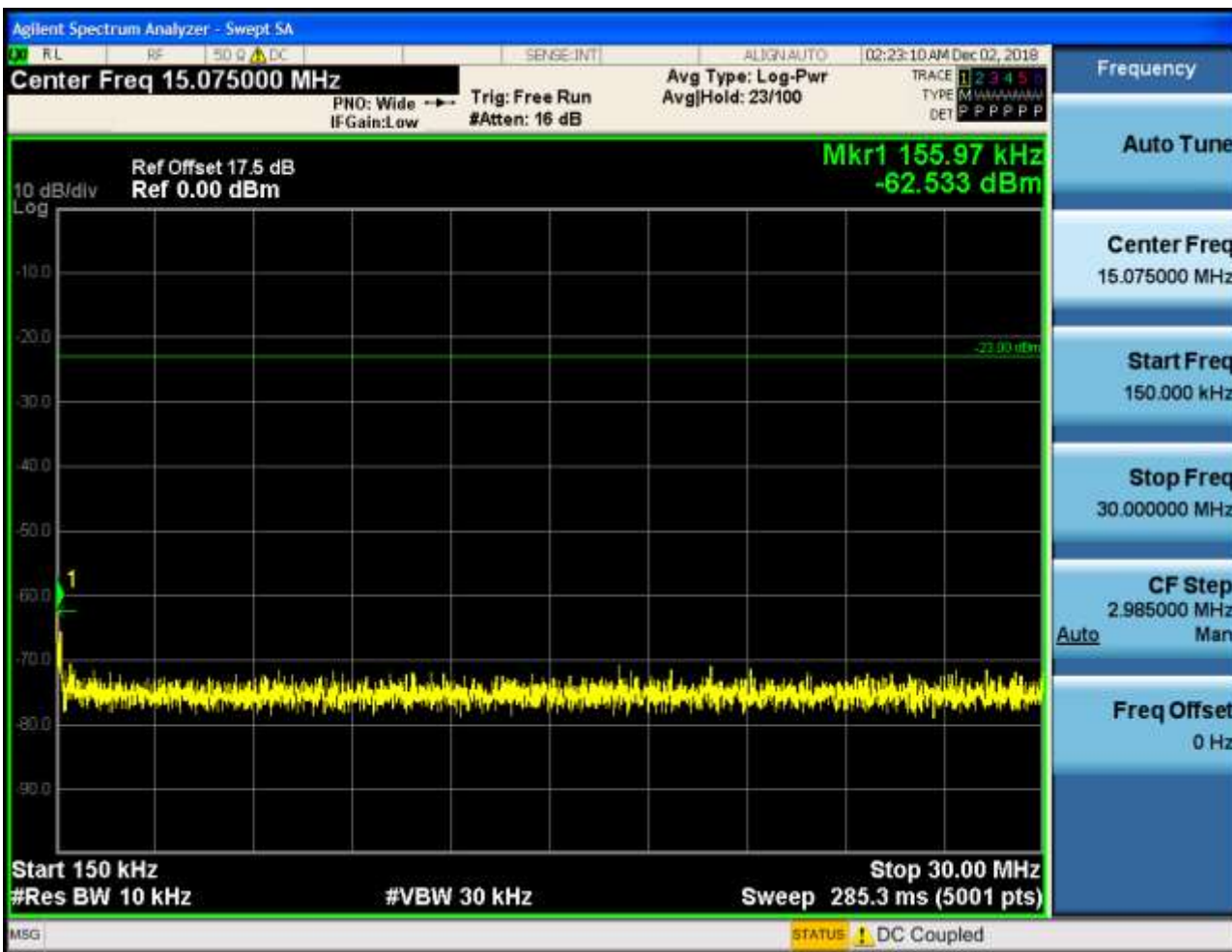
6.1.1.1 Test Mode = LTE/TM1

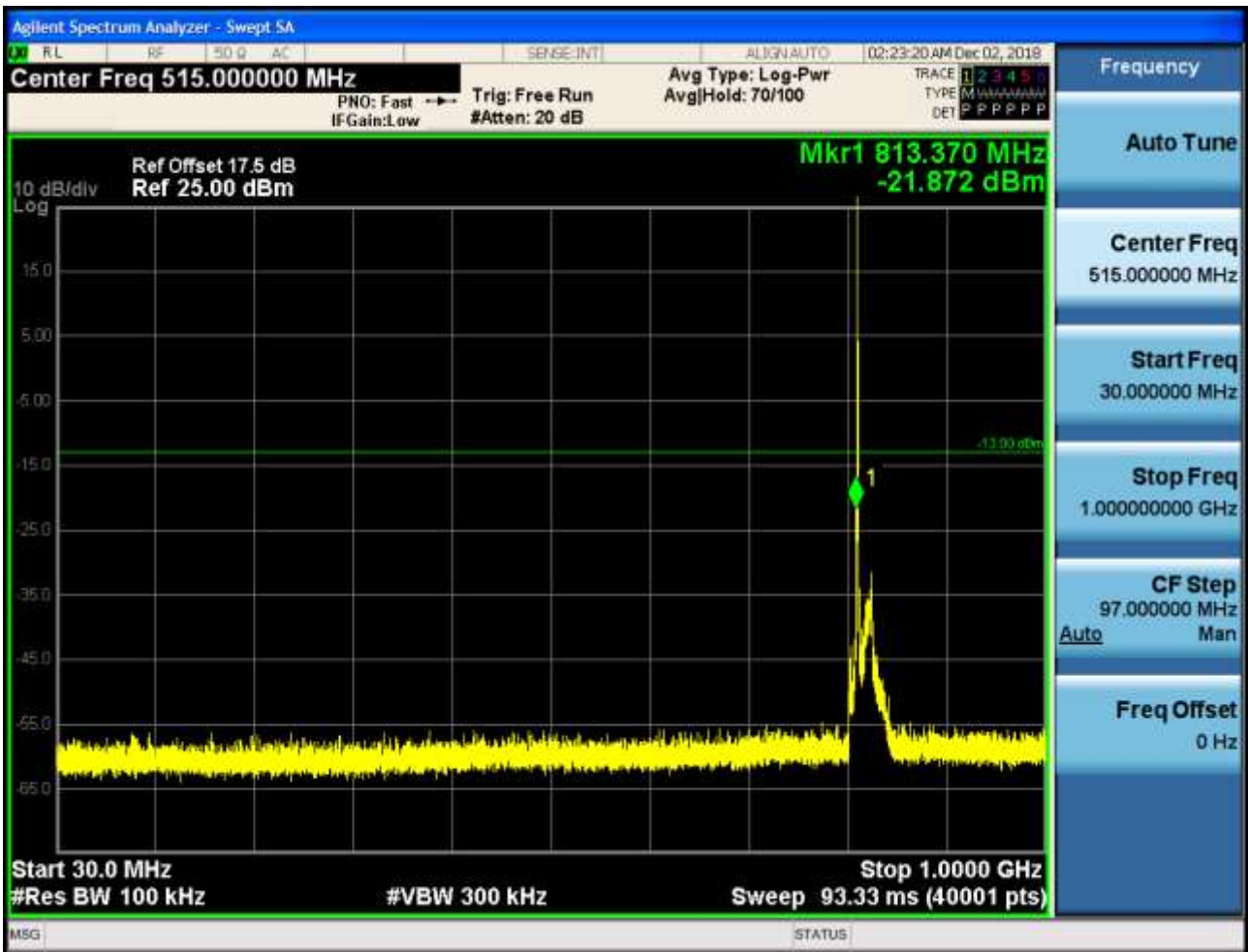
6.1.1.1.1 Test Bandwidth = 1.4

6.1.1.1.1.1 Test Channel = LCH

6.1.1.1.1.1.1 Test RB = RB1#0





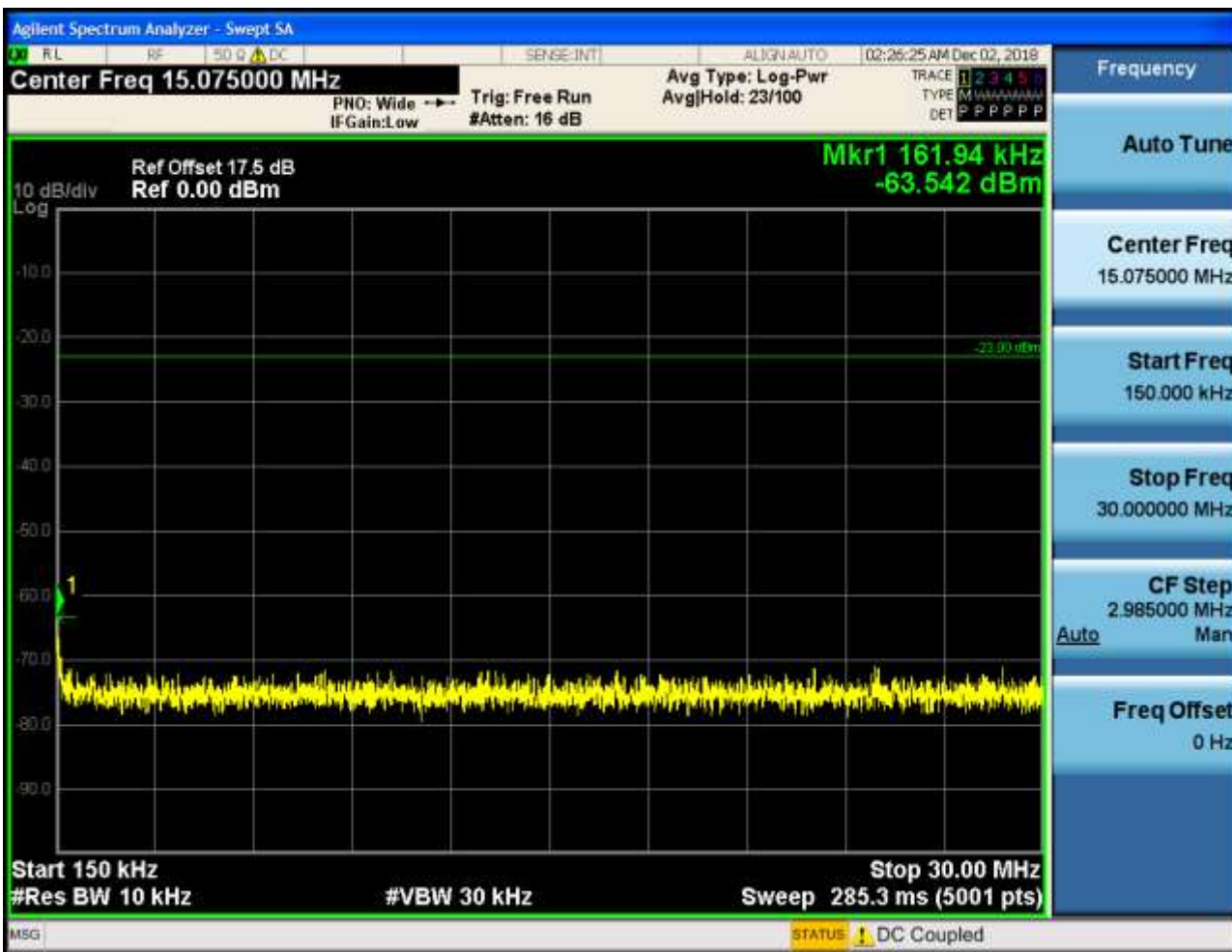


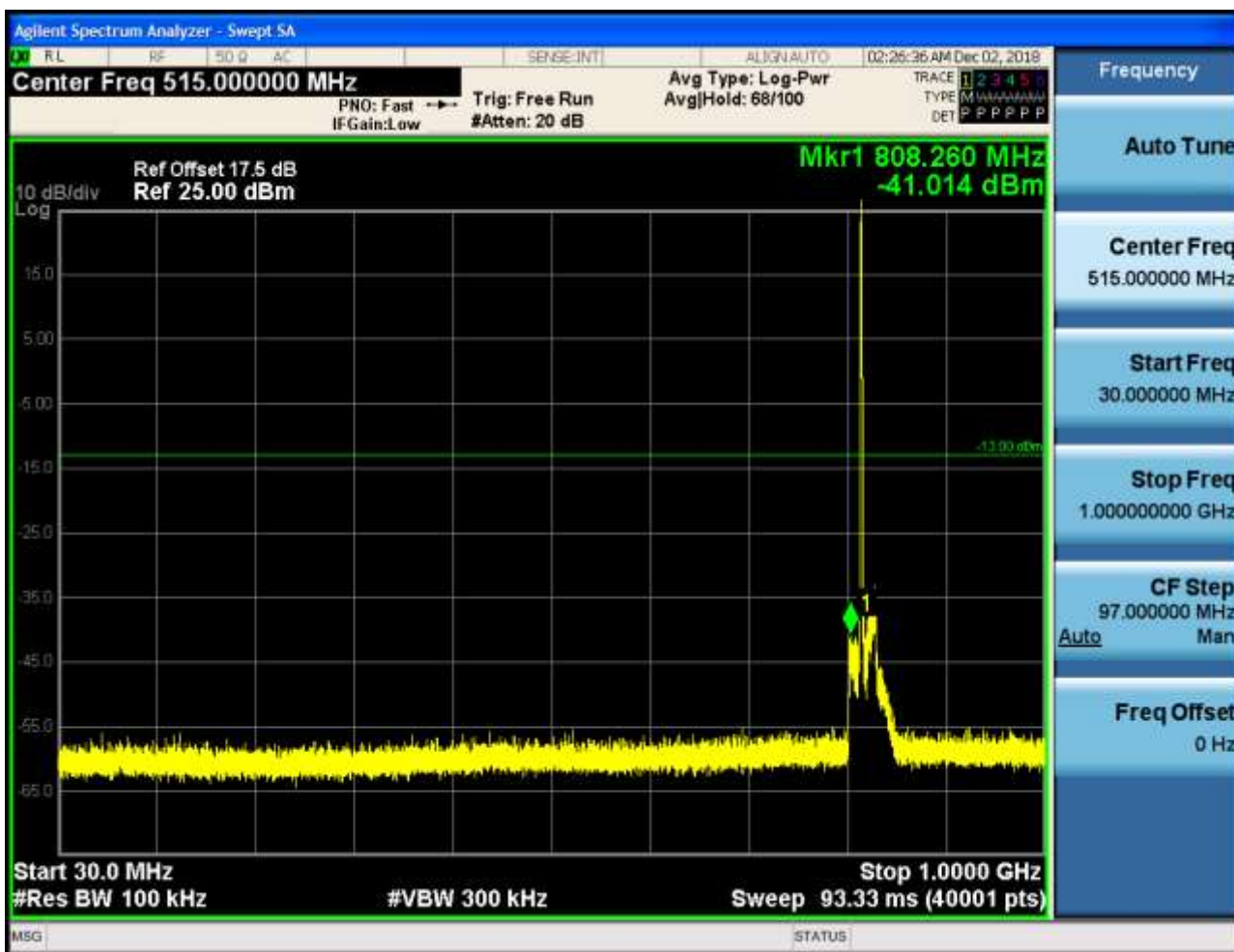


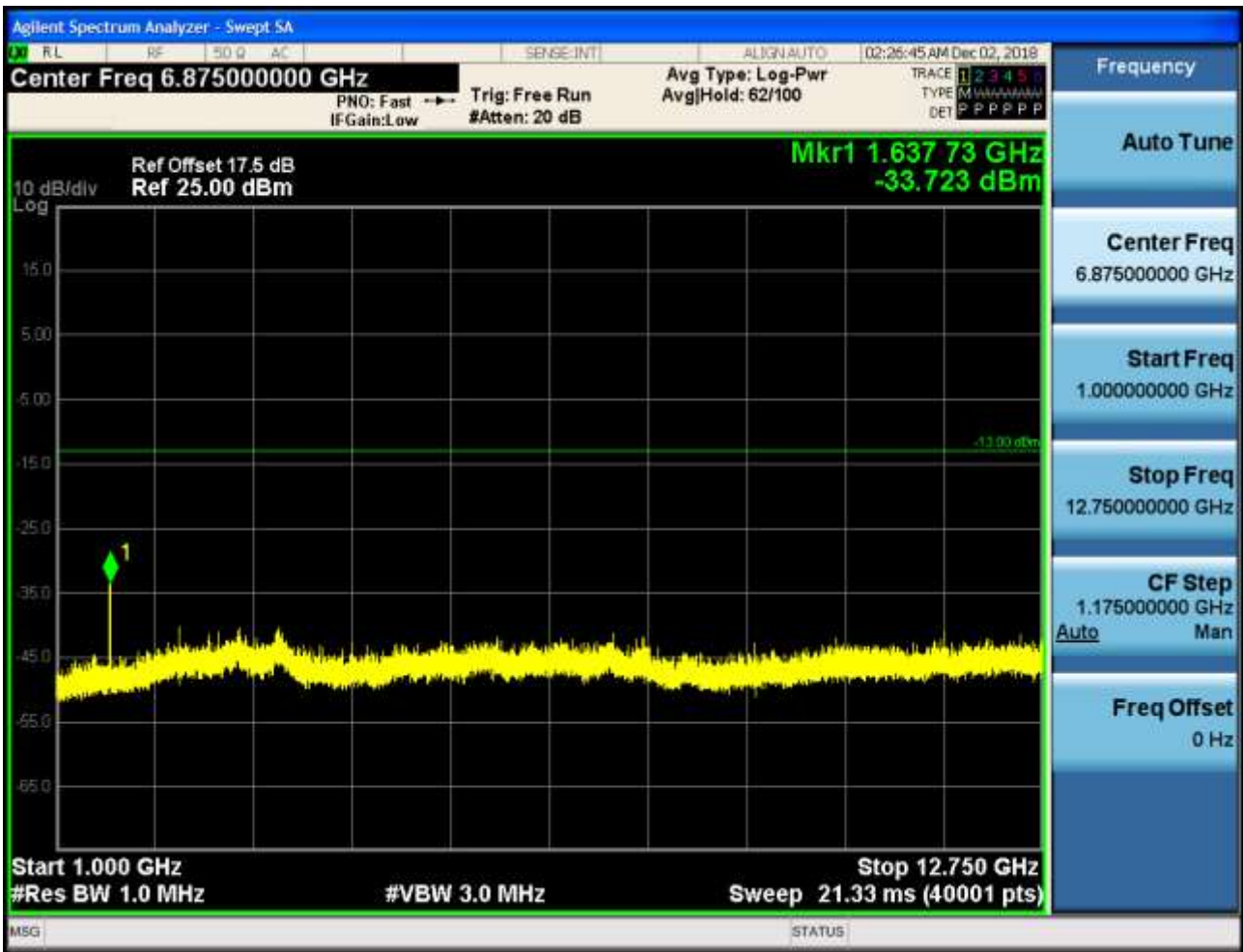
6.1.1.1.1.2 Test Channel = MCH

6.1.1.1.1.2.1 Test RB = RB1#0





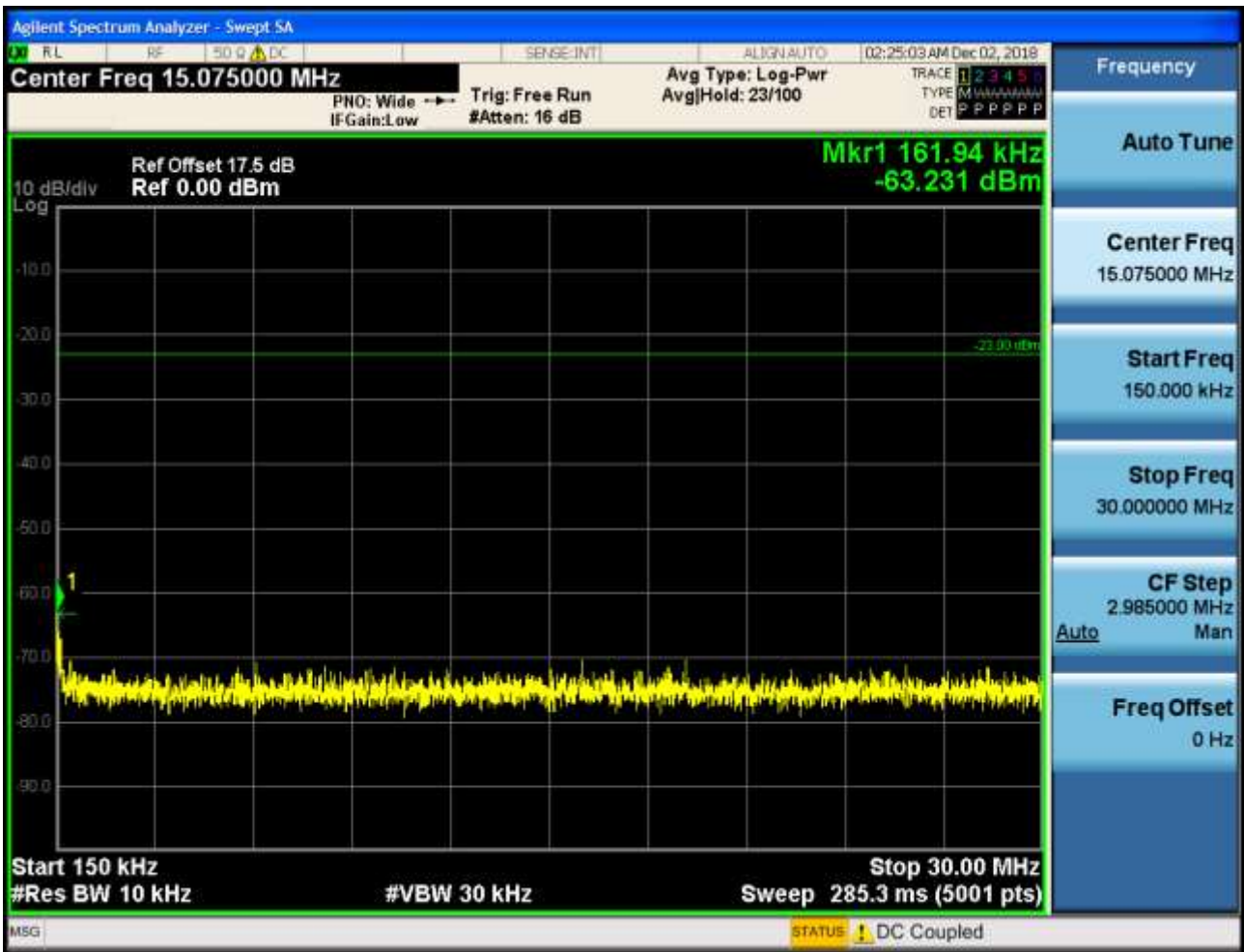


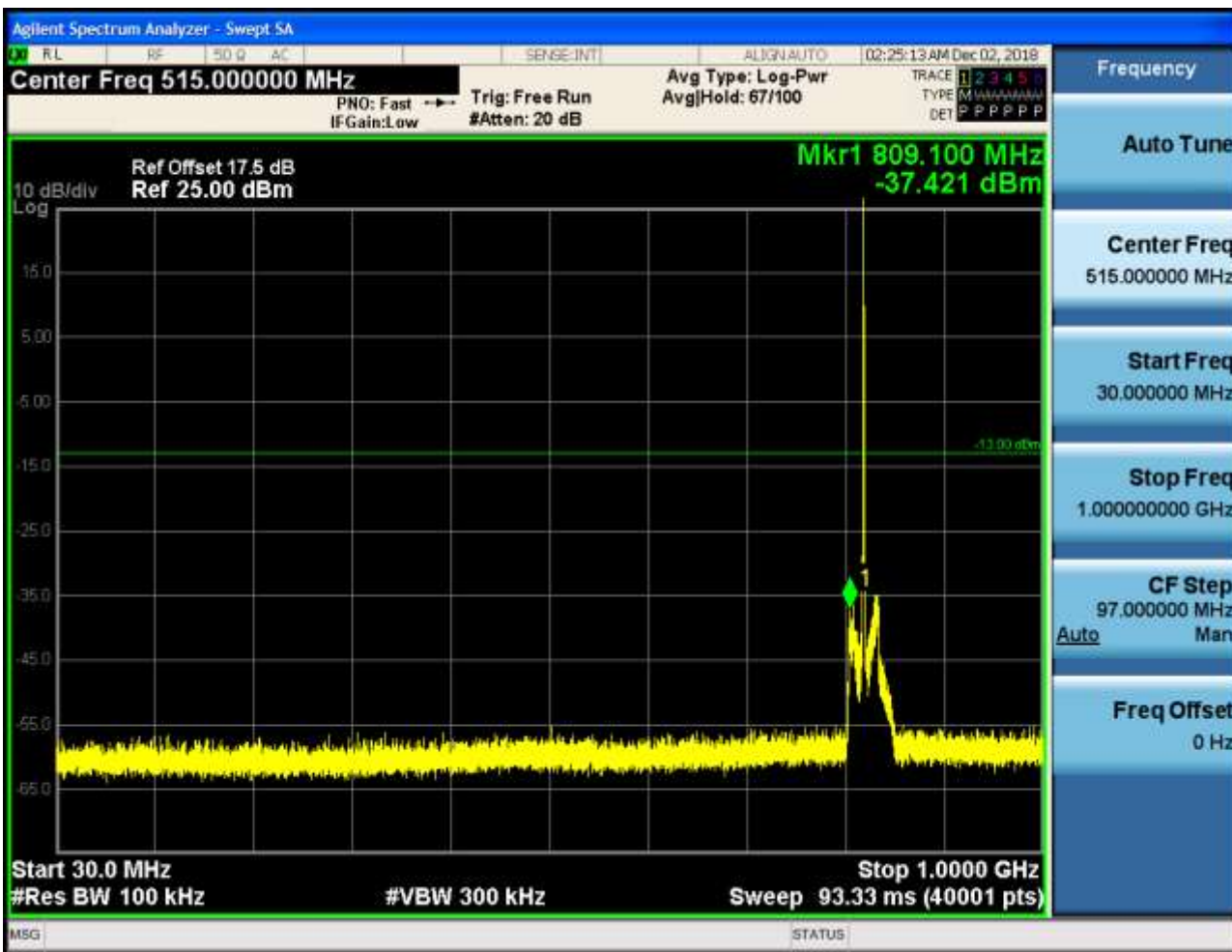


6.1.1.1.1.3 Test Channel = HCH

6.1.1.1.1.3.1 Test RB = RB1#0







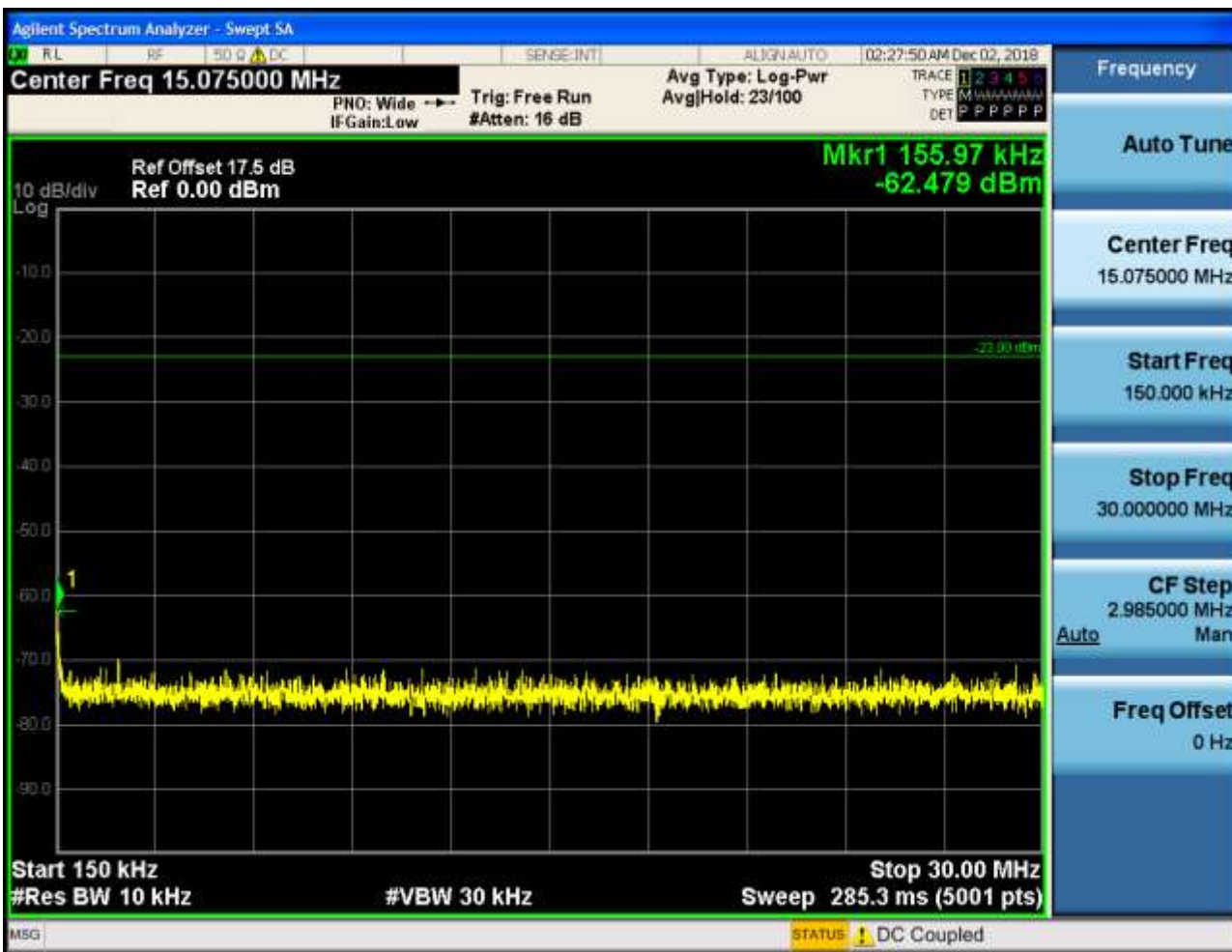


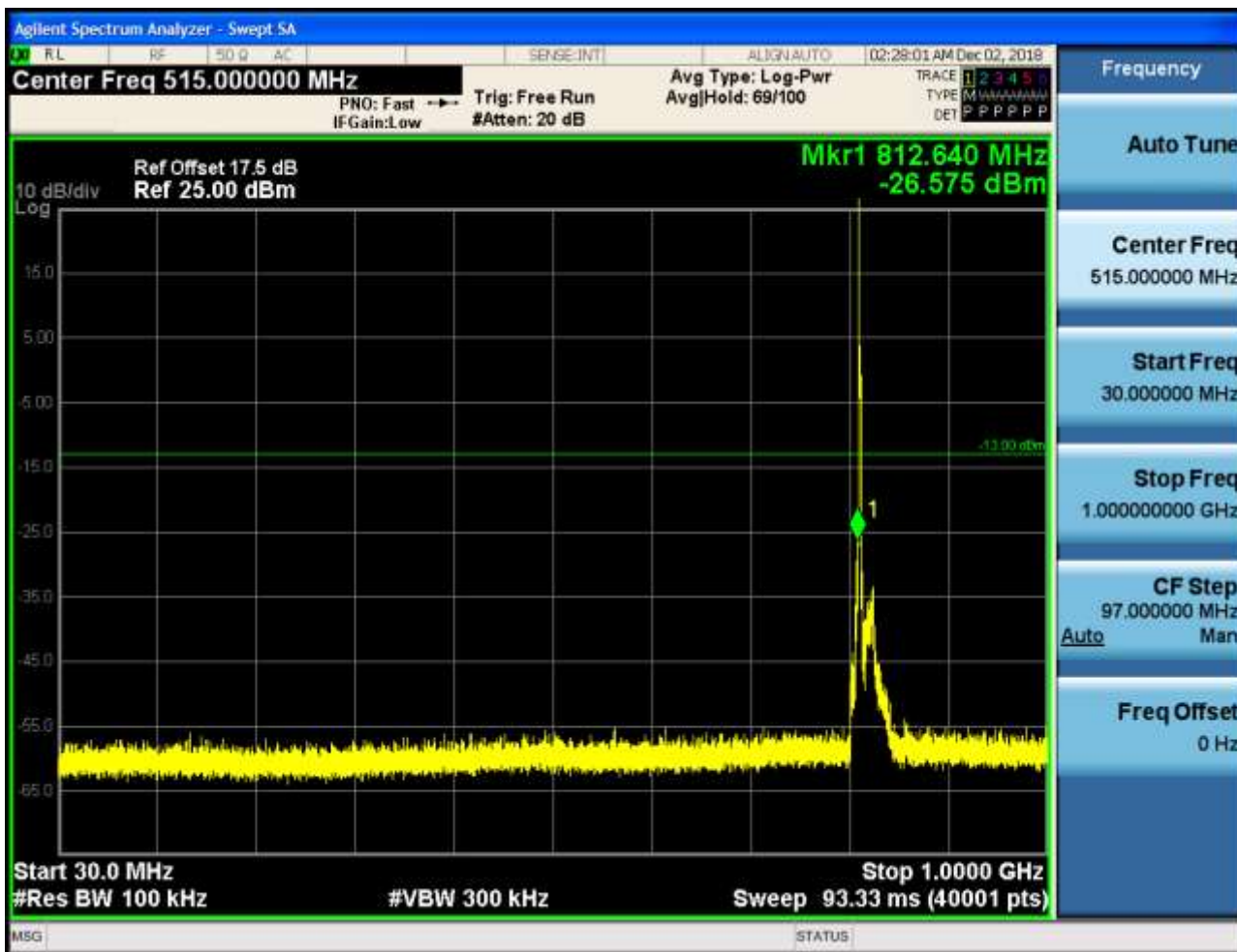
6.2.1.1.2 Test Bandwidth = 3

6.2.1.1.2.1 Test Channel = LCH

6.2.1.1.2.1.1 Test RB = RB1#0





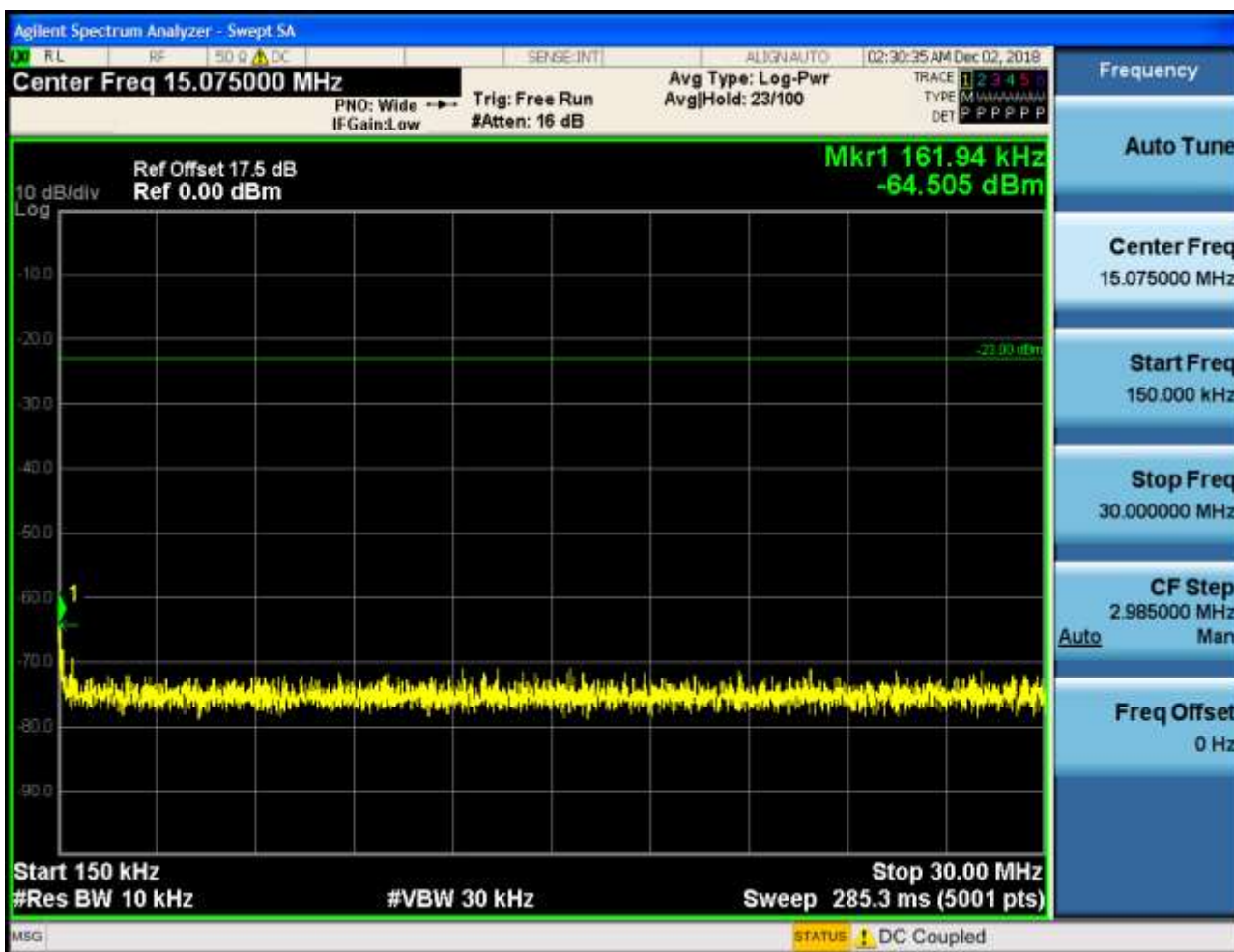


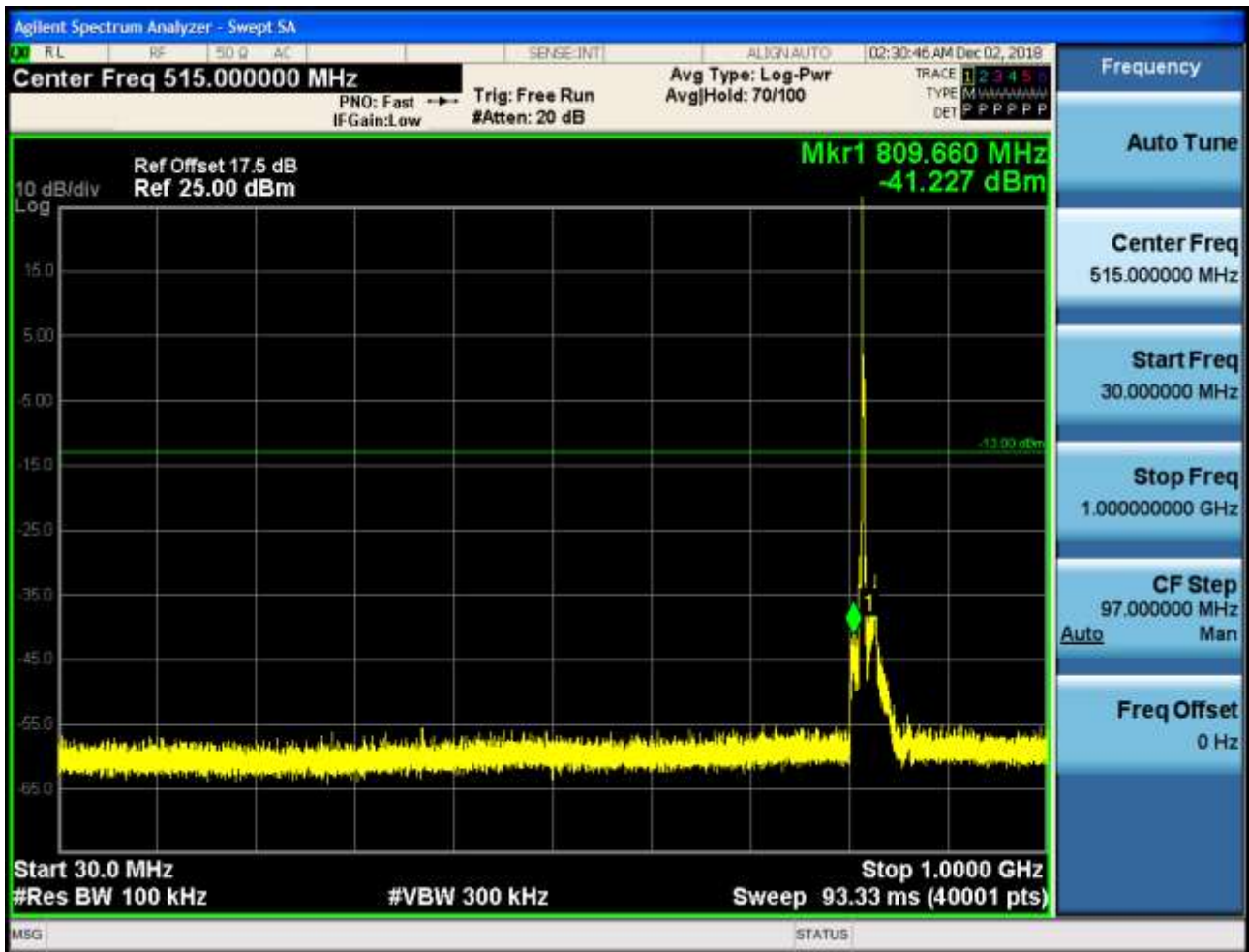


6.2.1.1.2.2 Test Channel = MCH

6.2.1.1.2.2.1 Test RB = RB1#0





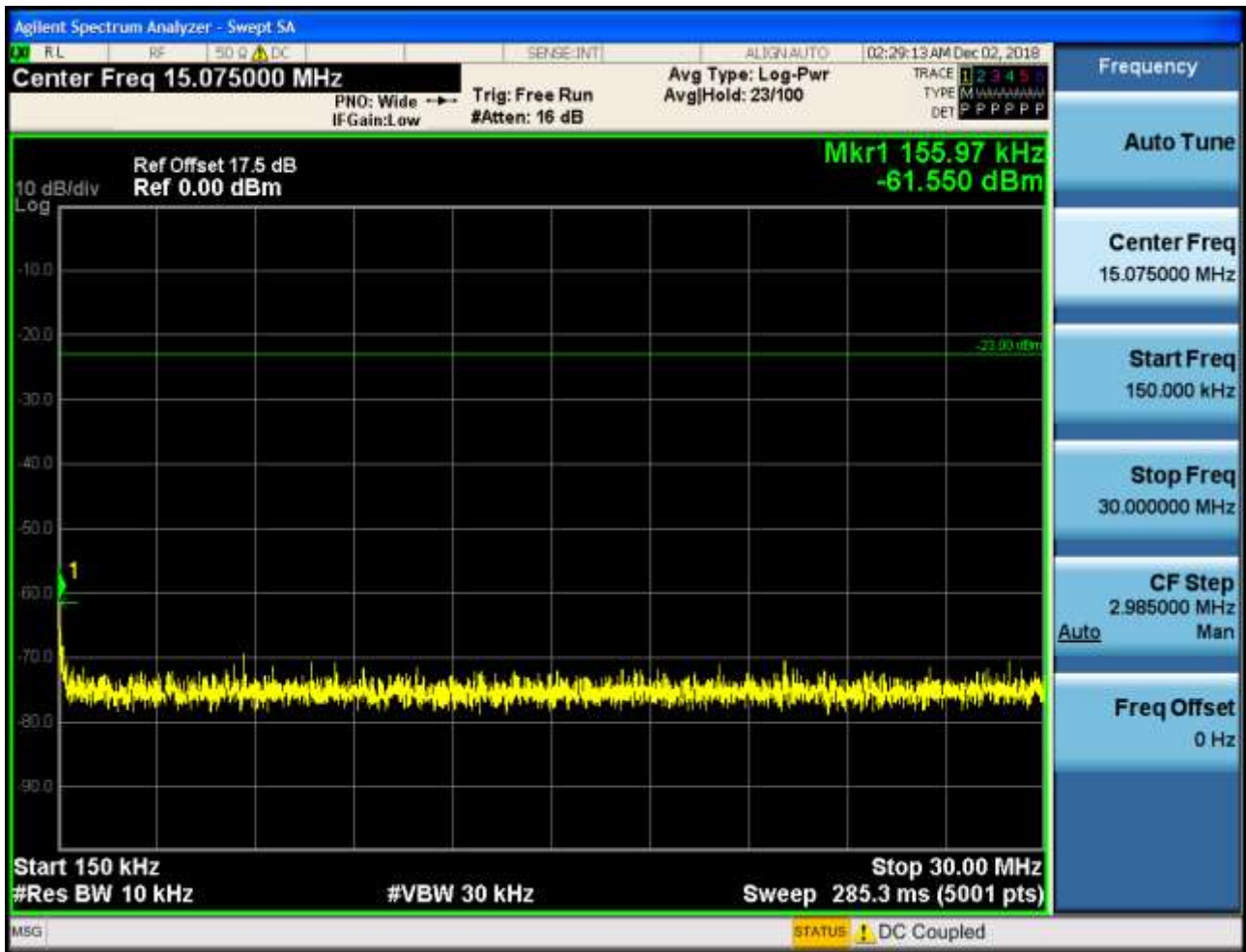


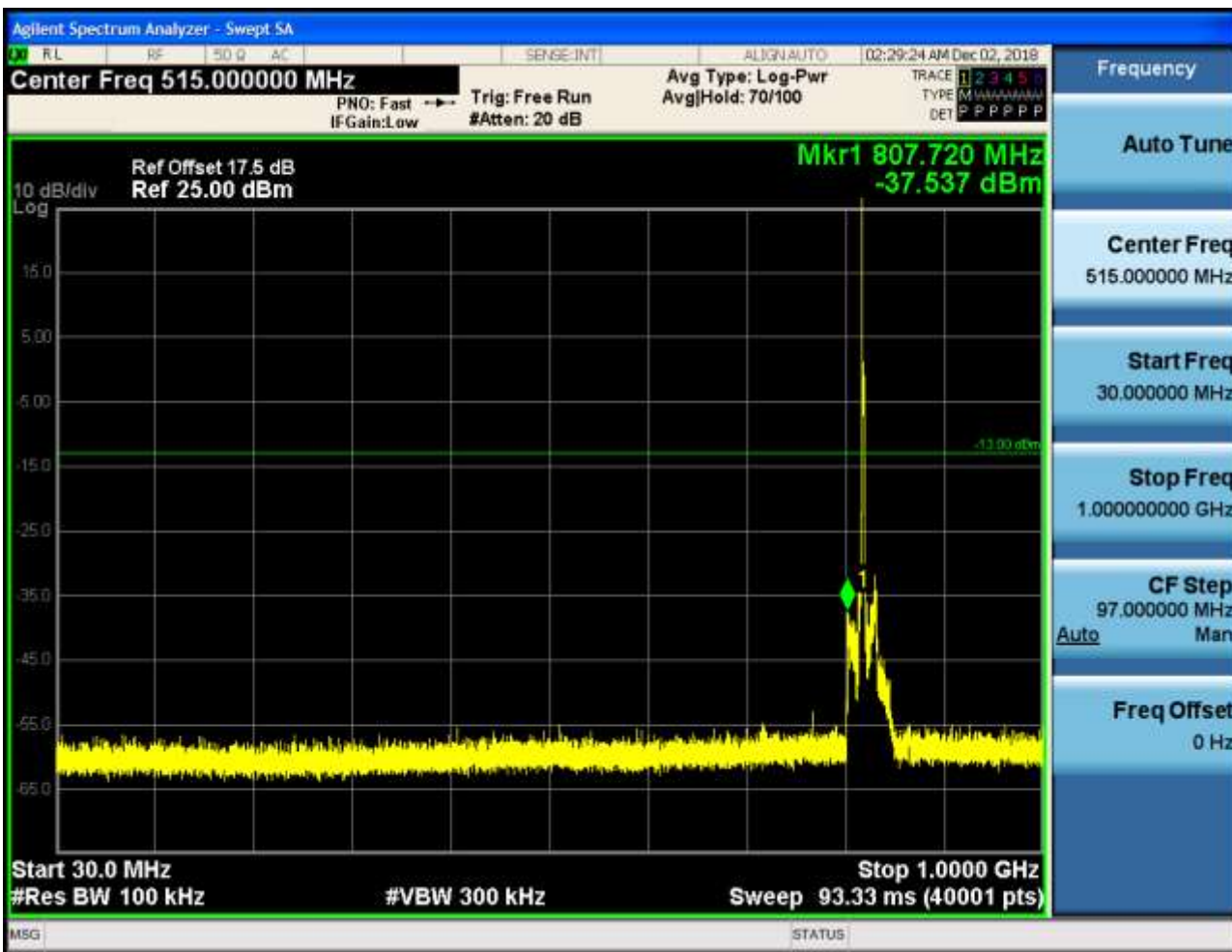


6.2.1.1.2.3 Test Channel = HCH

6.2.1.1.2.3.1 Test RB = RB1#0









6.2.1.1.3 Test Bandwidth = 5

6.2.1.1.3.1 Test Channel = LCH

6.2.1.1.3.1.1 Test RB = RB1#0



