



Appendix for test report

1Appendix_A: Effective (Isotropic) Radiated Power Output Data

Part I - Test Results

Test Band(LTE)	Test Mode	Test Bandwidth	Test Channel	Test RB	Measured[dBm]	ERP [dBm]	Limit [dBm]	Verdict
Band12	LTE/TM1	1.4	LCH	RB1#0	24.19	18.43	34.7	PASS
				RB1#3	23.48	17.72	34.7	PASS
				RB1#5	24.13	18.37	34.7	PASS
				RB3#0	24.00	18.24	34.7	PASS
				RB3#2	24.00	18.24	34.7	PASS
				RB3#3	24.12	18.36	34.7	PASS
				RB6#0	22.96	17.20	34.7	PASS
			MCH	RB1#0	24.30	18.54	34.7	PASS
				RB1#3	24.15	18.39	34.7	PASS
				RB1#5	24.27	18.51	34.7	PASS
				RB3#0	24.20	18.44	34.7	PASS
				RB3#2	24.23	18.47	34.7	PASS
				RB3#3	24.20	18.44	34.7	PASS
				RB6#0	23.18	17.42	34.7	PASS

Test Band(LTE)	Test Mode	Test Bandwidth	Test Channel	Test RB	Measured[dBm]	ERP [dBm]	Limit [dBm]	Verdict
			HCH	RB1#0	24.25	18.49	34.7	PASS
				RB1#3	23.85	18.09	34.7	PASS
				RB1#5	24.17	18.41	34.7	PASS
				RB3#0	24.18	18.42	34.7	PASS
				RB3#2	24.05	18.29	34.7	PASS
				RB3#3	24.16	18.40	34.7	PASS
				RB6#0	23.14	17.38	34.7	PASS
		3	LCH	RB1#0	24.22	18.46	34.7	PASS
				RB1#7	23.91	18.15	34.7	PASS
				RB1#14	24.18	18.42	34.7	PASS
				RB8#0	23.14	17.38	34.7	PASS
				RB8#4	23.06	17.30	34.7	PASS
				RB8#7	23.10	17.34	34.7	PASS
				RB15#0	23.18	17.42	34.7	PASS
		MCH	RB1#0	24.16	18.40	34.7	PASS	
RB1#7	23.78		18.02	34.7	PASS			
RB1#14	24.12		18.36	34.7	PASS			



Test Band(LTE)	Test Mode	Test Bandwidth	Test Channel	Test RB	Measured[dBm]	ERP [dBm]	Limit [dBm]	Verdict	
				RB8#0	23.22	17.46	34.7	PASS	
				RB8#4	23.25	17.49	34.7	PASS	
				RB8#7	23.09	17.33	34.7	PASS	
				RB15#0	23.26	17.50	34.7	PASS	
			HCH	RB1#0	24.21	18.45	34.7	PASS	
				RB1#7	23.72	17.96	34.7	PASS	
				RB1#14	24.17	18.41	34.7	PASS	
				RB8#0	23.28	17.52	34.7	PASS	
				RB8#4	23.14	17.38	34.7	PASS	
				RB8#7	23.22	17.46	34.7	PASS	
				RB15#0	23.13	17.37	34.7	PASS	
				5	LCH	RB1#0	24.21	18.45	34.7
			RB1#13			24.21	18.45	34.7	PASS
			RB1#24			24.27	18.51	34.7	PASS
		RB12#0	23.14			17.38	34.7	PASS	
		RB12#6	23.15			17.39	34.7	PASS	
		RB12#1	23.14			17.38	34.7	PASS	

Test Band(LTE)	Test Mode	Test Bandwidth	Test Channel	Test RB	Measured[dBm]	ERP [dBm]	Limit [dBm]	Verdict
				3				
				RB25#0	23.13	17.37	34.7	PASS
			MCH	RB1#0	24.20	18.44	34.7	PASS
				RB1#13	24.21	18.45	34.7	PASS
				RB1#24	24.22	18.46	34.7	PASS
				RB12#0	23.32	17.56	34.7	PASS
				RB12#6	23.30	17.54	34.7	PASS
				RB12#13	23.21	17.45	34.7	PASS
				RB25#0	23.16	17.40	34.7	PASS
				HCH	RB1#0	24.23	18.47	34.7
			RB1#13		24.25	18.49	34.7	PASS
			RB1#24		24.24	18.48	34.7	PASS
			RB12#0		23.27	17.51	34.7	PASS
			RB12#6		23.19	17.43	34.7	PASS
			RB12#13		23.26	17.50	34.7	PASS
			RB25#0		23.23	17.47	34.7	PASS

Test Band(LTE)	Test Mode	Test Bandwidth	Test Channel	Test RB	Measured[dBm]	ERP [dBm]	Limit [dBm]	Verdict
		10	LCH	RB1#0	23.29	17.53	34.7	PASS
				RB1#25	23.77	18.01	34.7	PASS
				RB1#49	24.18	18.42	34.7	PASS
				RB25#0	23.12	17.36	34.7	PASS
				RB25#13	23.27	17.51	34.7	PASS
				RB25#25	23.29	17.53	34.7	PASS
				RB50#0	23.17	17.41	34.7	PASS
			MCH	RB1#0	23.86	18.10	34.7	PASS
				RB1#25	24.14	18.38	34.7	PASS
				RB1#49	24.19	18.43	34.7	PASS
				RB25#0	23.29	17.53	34.7	PASS
				RB25#13	23.14	17.38	34.7	PASS
				RB25#25	23.22	17.46	34.7	PASS
HCH	RB50#0	23.11	17.35	34.7	PASS			
HCH	RB1#0	24.09	18.33	34.7	PASS			

Test Band(LTE)	Test Mode	Test Bandwidth	Test Channel	Test RB	Measured[dBm]	ERP [dBm]	Limit [dBm]	Verdict	
				RB1#25	23.86	18.10	34.7	PASS	
				RB1#49	24.25	18.49	34.7	PASS	
				RB25#0	23.19	17.43	34.7	PASS	
				RB25#13	23.22	17.46	34.7	PASS	
				RB25#25	23.23	17.47	34.7	PASS	
				RB50#0	23.22	17.46	34.7	PASS	
	LTE/TM 2	1.4		LCH	RB1#0	23.40	17.64	34.7	PASS
					RB1#3	23.30	17.54	34.7	PASS
					RB1#5	23.44	17.68	34.7	PASS
					RB3#0	22.92	17.16	34.7	PASS
					RB3#2	22.95	17.19	34.7	PASS
					RB3#3	22.99	17.23	34.7	PASS
					RB6#0	22.20	16.44	34.7	PASS
				MCH	RB1#0	23.70	17.94	34.7	PASS
					RB1#3	23.33	17.57	34.7	PASS
RB1#5	23.58	17.82	34.7		PASS				

Test Band(LTE)	Test Mode	Test Bandwidth	Test Channel	Test RB	Measured[dBm]	ERP [dBm]	Limit [dBm]	Verdict
				RB3#0	23.38	17.62	34.7	PASS
				RB3#2	23.25	17.49	34.7	PASS
				RB3#3	23.35	17.59	34.7	PASS
				RB6#0	22.01	16.25	34.7	PASS
			HCH	RB1#0	23.55	17.79	34.7	PASS
				RB1#3	23.41	17.65	34.7	PASS
				RB1#5	23.56	17.80	34.7	PASS
				RB3#0	23.26	17.50	34.7	PASS
				RB3#2	23.12	17.36	34.7	PASS
				RB3#3	23.20	17.44	34.7	PASS
				RB6#0	22.14	16.38	34.7	PASS
				LCH	RB1#0	23.52	17.76	34.7
			RB1#7		23.11	17.35	34.7	PASS
			RB1#14		23.61	17.85	34.7	PASS
			RB8#0		22.14	16.38	34.7	PASS
			RB8#4		22.17	16.41	34.7	PASS
			RB8#7		22.17	16.41	34.7	PASS

Test Band(LTE)	Test Mode	Test Bandwidth	Test Channel	Test RB	Measured[dBm]	ERP [dBm]	Limit [dBm]	Verdict
			MCH	RB15#0	22.13	16.37	34.7	PASS
				RB1#0	23.72	17.96	34.7	PASS
				RB1#7	22.71	16.95	34.7	PASS
				RB1#14	23.58	17.82	34.7	PASS
				RB8#0	22.25	16.49	34.7	PASS
				RB8#4	22.33	16.57	34.7	PASS
				RB8#7	22.12	16.36	34.7	PASS
				RB15#0	22.27	16.51	34.7	PASS
				RB1#0	23.28	17.52	34.7	PASS
				RB1#7	23.06	17.30	34.7	PASS
				RB1#14	23.56	17.80	34.7	PASS
				RB8#0	22.20	16.44	34.7	PASS
				RB8#4	22.11	16.35	34.7	PASS
				RB8#7	22.11	16.35	34.7	PASS
				RB15#0	22.16	16.40	34.7	PASS
		5	LCH	RB1#0	23.54	17.78	34.7	PASS
				RB1#13	23.63	17.87	34.7	PASS

Test Band(LTE)	Test Mode	Test Bandwidth	Test Channel	Test RB	Measured[dBm]	ERP [dBm]	Limit [dBm]	Verdict
				RB1#24	23.66	17.90	34.7	PASS
				RB12#0	22.26	16.50	34.7	PASS
				RB12#6	22.24	16.48	34.7	PASS
				RB12#13	22.24	16.48	34.7	PASS
				RB25#0	22.10	16.34	34.7	PASS
			MCH	RB1#0	23.40	17.64	34.7	PASS
				RB1#13	23.35	17.59	34.7	PASS
				RB1#24	23.43	17.67	34.7	PASS
				RB12#0	22.36	16.60	34.7	PASS
				RB12#6	22.36	16.60	34.7	PASS
				RB12#13	22.18	16.42	34.7	PASS
				RB25#0	22.11	16.35	34.7	PASS
			HCH	RB1#0	23.58	17.82	34.7	PASS
				RB1#13	23.67	17.91	34.7	PASS
				RB1#24	23.64	17.88	34.7	PASS
				RB12#0	22.32	16.56	34.7	PASS



Test Band(LTE)	Test Mode	Test Bandwidth	Test Channel	Test RB	Measured[dBm]	ERP [dBm]	Limit [dBm]	Verdict	
				RB12#6	22.15	16.39	34.7	PASS	
				RB12#13	22.30	16.54	34.7	PASS	
				RB25#0	22.25	16.49	34.7	PASS	
			10	LCH	RB1#0	22.65	16.89	34.7	PASS
					RB1#25	23.24	17.48	34.7	PASS
					RB1#49	23.45	17.69	34.7	PASS
		RB25#0			22.20	16.44	34.7	PASS	
		RB25#13			22.17	16.41	34.7	PASS	
		RB25#25			22.24	16.48	34.7	PASS	
		RB50#0			22.15	16.39	34.7	PASS	
		MCH			RB1#0	23.24	17.48	34.7	PASS
					RB1#25	23.24	17.48	34.7	PASS
			RB1#49	23.51	17.75	34.7	PASS		
			RB25#0	22.29	16.53	34.7	PASS		
			RB25#13	22.15	16.39	34.7	PASS		

Test Band(LTE)	Test Mode	Test Bandwidth	Test Channel	Test RB	Measured[dBm]	ERP [dBm]	Limit [dBm]	Verdict
				RB25#25	22.33	16.57	34.7	PASS
				RB50#0	22.07	16.31	34.7	PASS
			HCH	RB1#0	23.17	17.41	34.7	PASS
				RB1#25	23.10	17.34	34.7	PASS
				RB1#49	23.34	17.58	34.7	PASS
				RB25#0	22.27	16.51	34.7	PASS
				RB25#13	22.17	16.41	34.7	PASS
				RB25#25	22.29	16.53	34.7	PASS
				RB50#0	22.17	16.41	34.7	PASS

Note1:

a, For getting the ERP (Efficient Radiated Power) or EIRP (Efficient Isotropic Radiated Power) in substitution method, the following formula should be taken to calculate it,

$$\text{ERP [dBm]} = \text{SGP [dBm]} - \text{Cable Loss [dB]} + \text{Gain [dBd]}$$

$$\text{EIRP [dBm]} = \text{SGP [dBm]} - \text{Cable Loss [dB]} + \text{Gain [dBi]}$$

b, SGP = Signal Generator Level

Note2:

$$\text{SET Span} = 1.5 * \text{OBW}$$

$$\text{SET RBW} = 1\% \text{ of the OBW, not to exceed } 1\text{MHz}$$

$$\text{SET VBW} \geq 3 * \text{RBW}$$

SET Sweep time = auto - couple.

Detector: RMS

2Appendix_B: Peak-to-Average Ratio

Part I - Test Results

Test Band(For LTE)	Test Mode	Test Bandwidth (MHz)	Test Channel	Test RB	Measured[dB]	Limit [dB]	Verdict
Band12	LTE/TM1	1.4	LCH	RB1#0	4.78	13	PASS
				RB1#3	4.62	13	PASS
				RB1#5	4.57	13	PASS
				RB3#0	5.27	13	PASS
				RB3#2	5.12	13	PASS
				RB3#3	5.32	13	PASS
			RB6#0	5.64	13	PASS	
			MCH	RB1#0	5.00	13	PASS
				RB1#3	4.87	13	PASS
				RB1#5	5.05	13	PASS
				RB3#0	5.03	13	PASS
				RB3#2	5.04	13	PASS
		RB3#3		4.93	13	PASS	
		HCH	RB6#0	5.68	13	PASS	
			RB1#0	4.54	13	PASS	
			RB1#3	4.78	13	PASS	
			RB1#5	4.29	13	PASS	
			RB3#0	4.98	13	PASS	
			RB3#2	4.94	13	PASS	
		3	LCH	RB3#3	4.93	13	PASS
				RB6#0	5.73	13	PASS
				RB1#0	4.73	13	PASS
				RB1#7	4.85	13	PASS
				RB1#14	4.84	13	PASS
RB8#0	5.51			13	PASS		
MCH	RB8#4		5.50	13	PASS		
	RB8#7		5.53	13	PASS		
	RB15#0		5.92	13	PASS		
	RB1#0		4.49	13	PASS		
	RB1#7		4.64	13	PASS		
	RB1#14		4.68	13	PASS		
RB8#0	5.54	13	PASS				
RB8#4	5.49	13	PASS				
RB8#7	5.59	13	PASS				

Test Band(For LTE)	Test Mode	Test Bandwidth (MHz)	Test Channel	Test RB	Measured[dB]	Limit [dB]	Verdict	
		5	HCH	RB15#0	5.91	13	PASS	
				RB1#0	4.62	13	PASS	
				RB1#7	4.17	13	PASS	
				RB1#14	3.96	13	PASS	
				RB8#0	5.40	13	PASS	
				RB8#4	5.28	13	PASS	
				RB8#7	5.29	13	PASS	
				RB15#0	5.49	13	PASS	
		5	LCH	RB1#0	4.70	13	PASS	
				RB1#13	4.51	13	PASS	
				RB1#24	4.63	13	PASS	
				RB12#0	5.78	13	PASS	
				RB12#6	5.67	13	PASS	
				RB12#13	5.69	13	PASS	
				RB25#0	6.15	13	PASS	
				MCH	RB1#0	4.85	13	PASS
					RB1#13	4.66	13	PASS
					RB1#24	4.73	13	PASS
					RB12#0	5.57	13	PASS
					RB12#6	5.66	13	PASS
					RB12#13	5.53	13	PASS
				HCH	RB25#0	5.81	13	PASS
		RB1#0	4.39		13	PASS		
		RB1#13	4.51		13	PASS		
		RB1#24	4.42		13	PASS		
		RB12#0	5.57		13	PASS		
		RB12#6	5.31		13	PASS		
		RB12#13	5.47		13	PASS		
		10	LCH	RB25#0	5.68	13	PASS	
				RB1#0	5.18	13	PASS	
RB1#25	5.18			13	PASS			
RB1#49	4.91			13	PASS			
RB25#0	5.76			13	PASS			
RB25#13	5.64			13	PASS			
RB25#25	5.72			13	PASS			
MCH	RB50#0		5.99	13	PASS			
	RB1#0		4.82	13	PASS			
	RB1#25		4.65	13	PASS			
	RB1#49		4.40	13	PASS			

Test Band(For LTE)	Test Mode	Test Bandwidth (MHz)	Test Channel	Test RB	Measured[dB]	Limit [dB]	Verdict
				RB25#0	5.76	13	PASS
				RB25#13	5.73	13	PASS
				RB25#25	5.70	13	PASS
				RB50#0	6.05	13	PASS
			HCH	RB1#0	4.48	13	PASS
				RB1#25	4.47	13	PASS
				RB1#49	4.43	13	PASS
				RB25#0	5.87	13	PASS
				RB25#13	5.62	13	PASS
				RB25#25	5.63	13	PASS
			RB50#0	5.82	13	PASS	
			LCH	RB1#0	5.41	13	PASS
				RB1#3	5.72	13	PASS
				RB1#5	5.80	13	PASS
	RB3#0	6.16		13	PASS		
	RB3#2	5.79		13	PASS		
	RB3#3	6.09		13	PASS		
	RB6#0	6.52		13	PASS		
	MCH	RB1#0		5.50	13	PASS	
		RB1#3		5.73	13	PASS	
		RB1#5		5.56	13	PASS	
		RB3#0		5.86	13	PASS	
		RB3#2		5.89	13	PASS	
		RB3#3	5.82	13	PASS		
	RB6#0	6.60	13	PASS			
	HCH	RB1#0	5.04	13	PASS		
		RB1#3	5.09	13	PASS		
		RB1#5	4.84	13	PASS		
		RB3#0	5.87	13	PASS		
		RB3#2	5.72	13	PASS		
RB3#3		5.78	13	PASS			
RB6#0	6.60	13	PASS				
3			LCH	RB1#0	4.91	13	PASS
				RB1#7	5.70	13	PASS
				RB1#14	5.35	13	PASS
				RB8#0	6.48	13	PASS
				RB8#4	6.47	13	PASS
				RB8#7	6.51	13	PASS
				RB15#0	6.51	13	PASS

Test Band(For LTE)	Test Mode	Test Bandwidth (MHz)	Test Channel	Test RB	Measured[dB]	Limit [dB]	Verdict
			MCH	RB1#0	5.58	13	PASS
				RB1#7	5.55	13	PASS
				RB1#14	5.53	13	PASS
				RB8#0	6.25	13	PASS
				RB8#4	6.20	13	PASS
				RB8#7	6.26	13	PASS
				RB15#0	6.51	13	PASS
			HCH	RB1#0	5.67	13	PASS
				RB1#7	5.85	13	PASS
				RB1#14	5.38	13	PASS
				RB8#0	6.37	13	PASS
				RB8#4	6.33	13	PASS
				RB8#7	6.26	13	PASS
				RB15#0	6.43	13	PASS
		5	LCH	RB1#0	5.36	13	PASS
				RB1#13	5.31	13	PASS
				RB1#24	5.57	13	PASS
				RB12#0	6.20	13	PASS
				RB12#6	6.08	13	PASS
				RB12#13	6.33	13	PASS
				RB25#0	6.66	13	PASS
			MCH	RB1#0	5.64	13	PASS
				RB1#13	5.56	13	PASS
				RB1#24	5.64	13	PASS
				RB12#0	6.27	13	PASS
				RB12#6	6.12	13	PASS
				RB12#13	6.23	13	PASS
				RB25#0	6.53	13	PASS
			HCH	RB1#0	5.34	13	PASS
				RB1#13	5.31	13	PASS
				RB1#24	5.21	13	PASS
				RB12#0	6.14	13	PASS
RB12#6	6.02			13	PASS		
RB12#13	6.13			13	PASS		
RB25#0	6.55			13	PASS		
10	LCH	RB1#0	5.67	13	PASS		
		RB1#25	5.29	13	PASS		
		RB1#49	5.34	13	PASS		
		RB25#0	6.52	13	PASS		

Test Band(For LTE)	Test Mode	Test Bandwidth (MHz)	Test Channel	Test RB	Measured[dB]	Limit [dB]	Verdict		
				RB25#13	6.53	13	PASS		
				RB25#25	6.63	13	PASS		
				RB50#0	7.26	13	PASS		
			MCH	RB1#0	5.98	13	PASS		
				RB1#25	5.86	13	PASS		
				RB1#49	5.67	13	PASS		
				RB25#0	6.46	13	PASS		
				RB25#13	6.33	13	PASS		
				RB25#25	6.39	13	PASS		
				RB50#0	6.85	13	PASS		
			HCH	RB1#0	5.50	13	PASS		
				RB1#25	5.41	13	PASS		
				RB1#49	5.43	13	PASS		
				RB25#0	6.38	13	PASS		
				RB25#13	6.21	13	PASS		
				RB25#25	6.34	13	PASS		
						RB50#0	6.83	13	PASS

3Appendix_C: Modulation Characteristics

Part I - Test Plots

3.1 For LTE

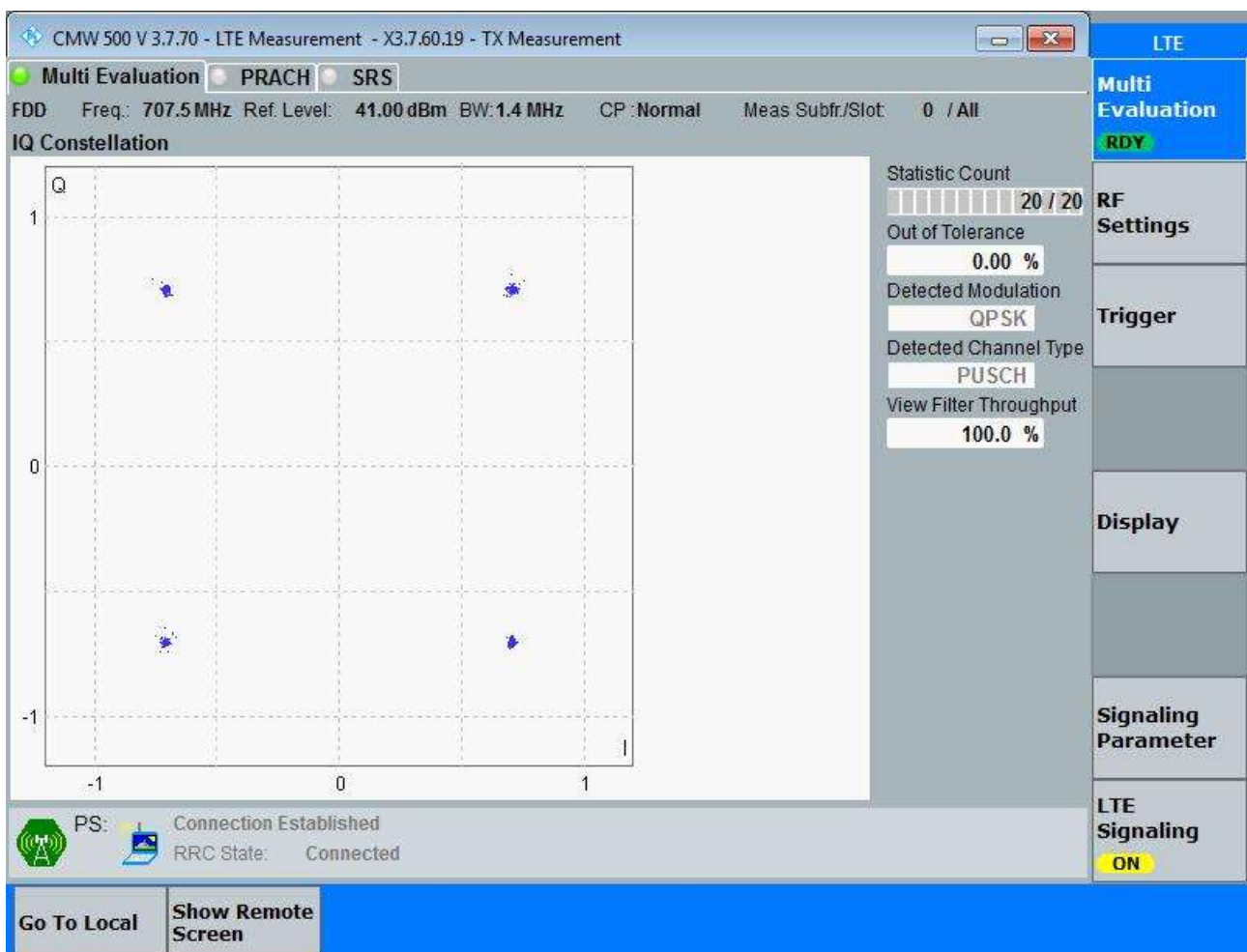
3.1.1 Test Band = Band12

3.1.1.1 Test Mode = LTE/TM1

3.1.1.1.1 Test Bandwidth = 1.4

3.1.1.1.1.1 Test Channel = MCH

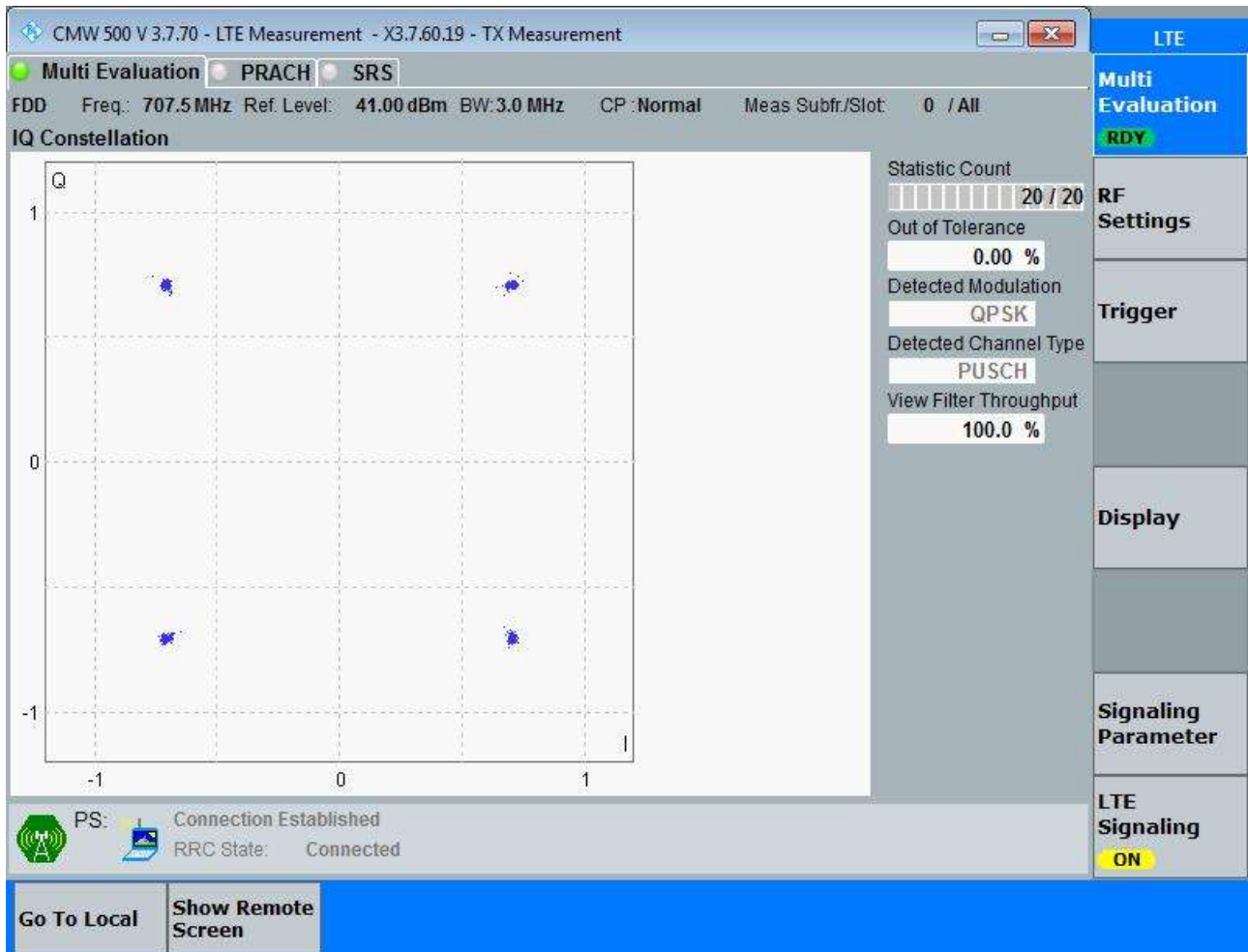
3.1.1.1.1.1.1 Test RB = RB6#0



3.1.1.1.2 Test Bandwidth = 3

3.1.1.1.2.1 Test Channel = MCH

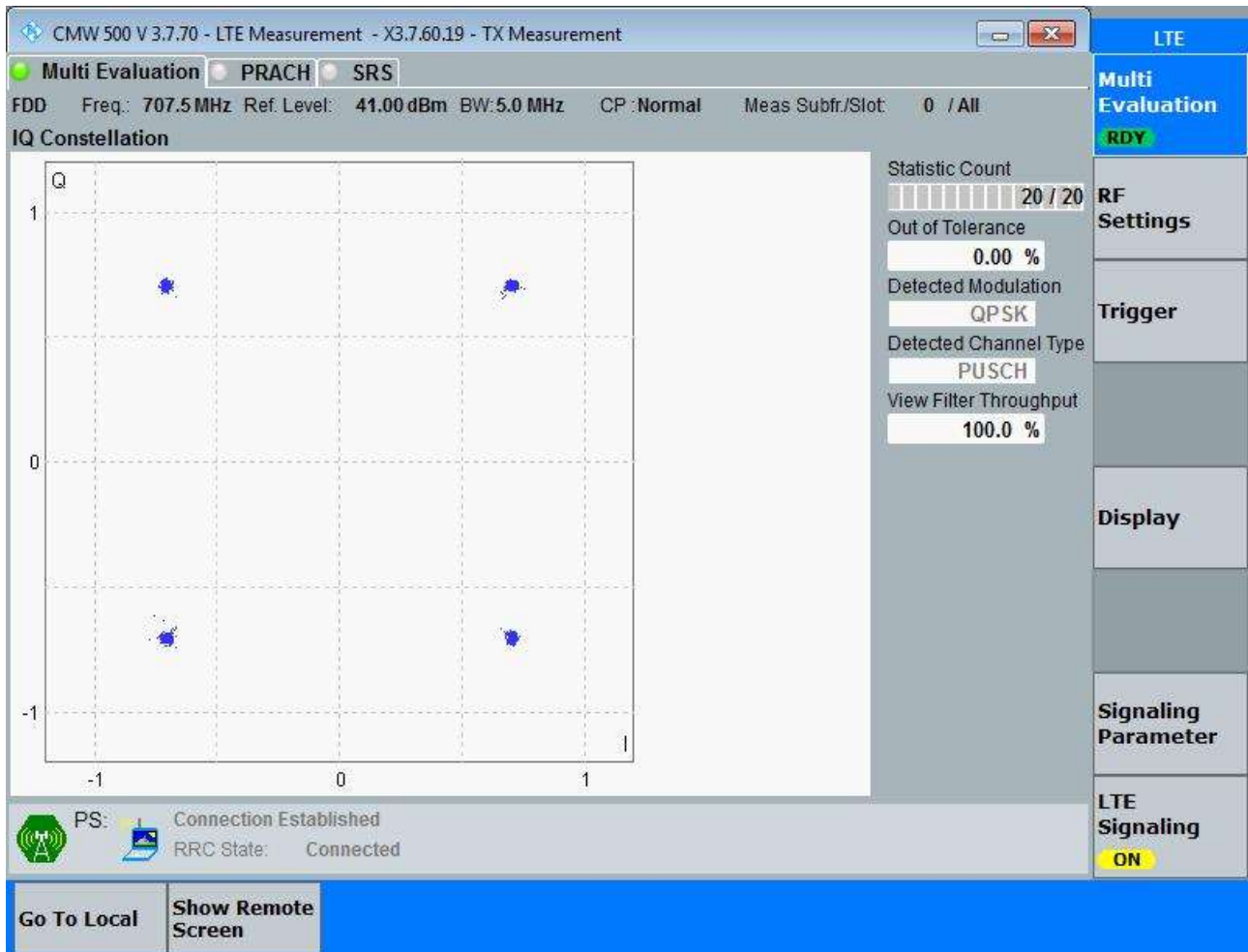
3.1.1.1.2.1.1 Test RB = RB15#0



3.1.1.1.3 Test Bandwidth = 5

3.1.1.1.3.1 Test Channel = MCH

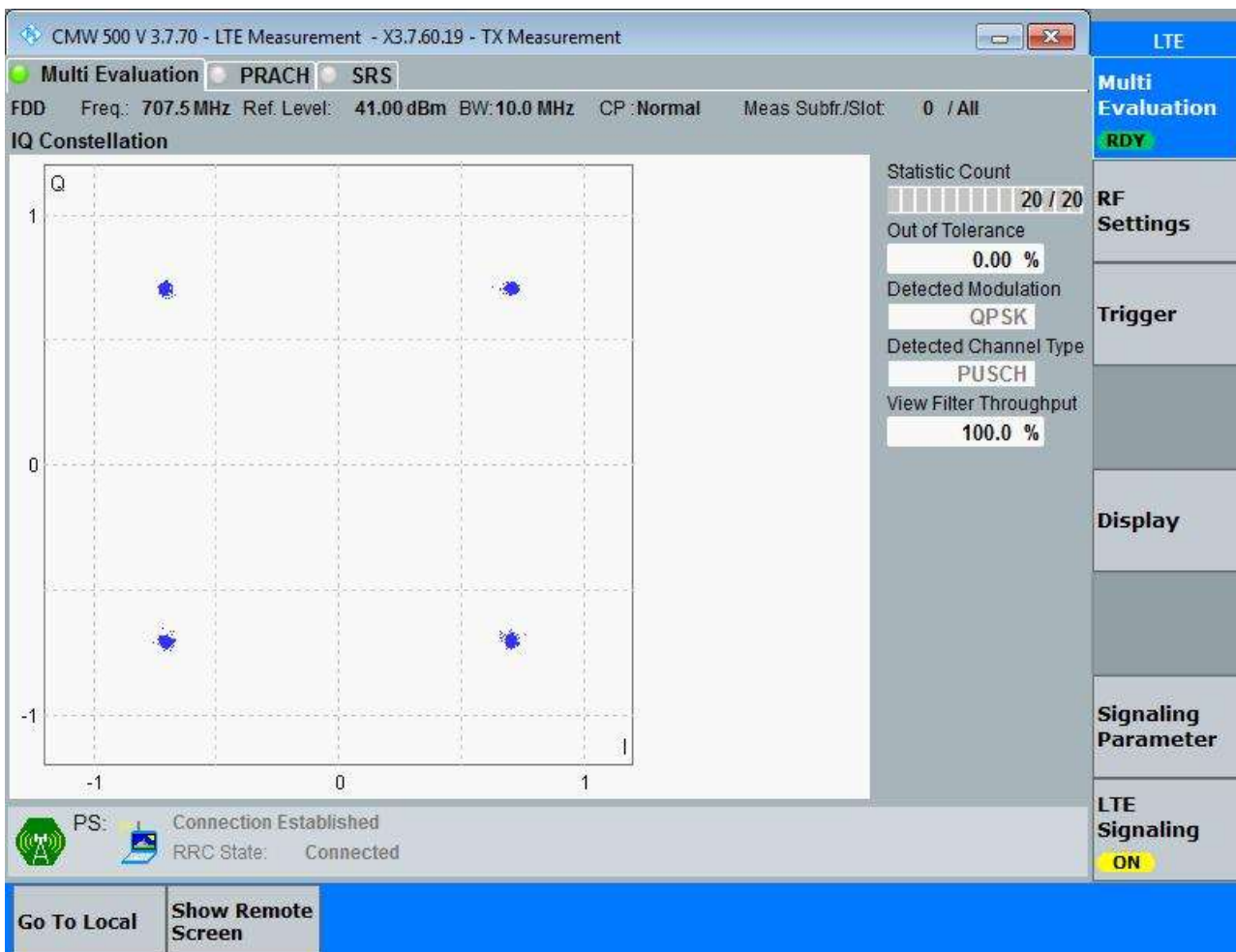
3.1.1.1.3.1.1 Test RB = RB25#0



3.1.1.1.4 Test Bandwidth = 10

3.1.1.1.4.1 Test Channel = MCH

3.1.1.1.4.1.1 Test RB = RB50#0

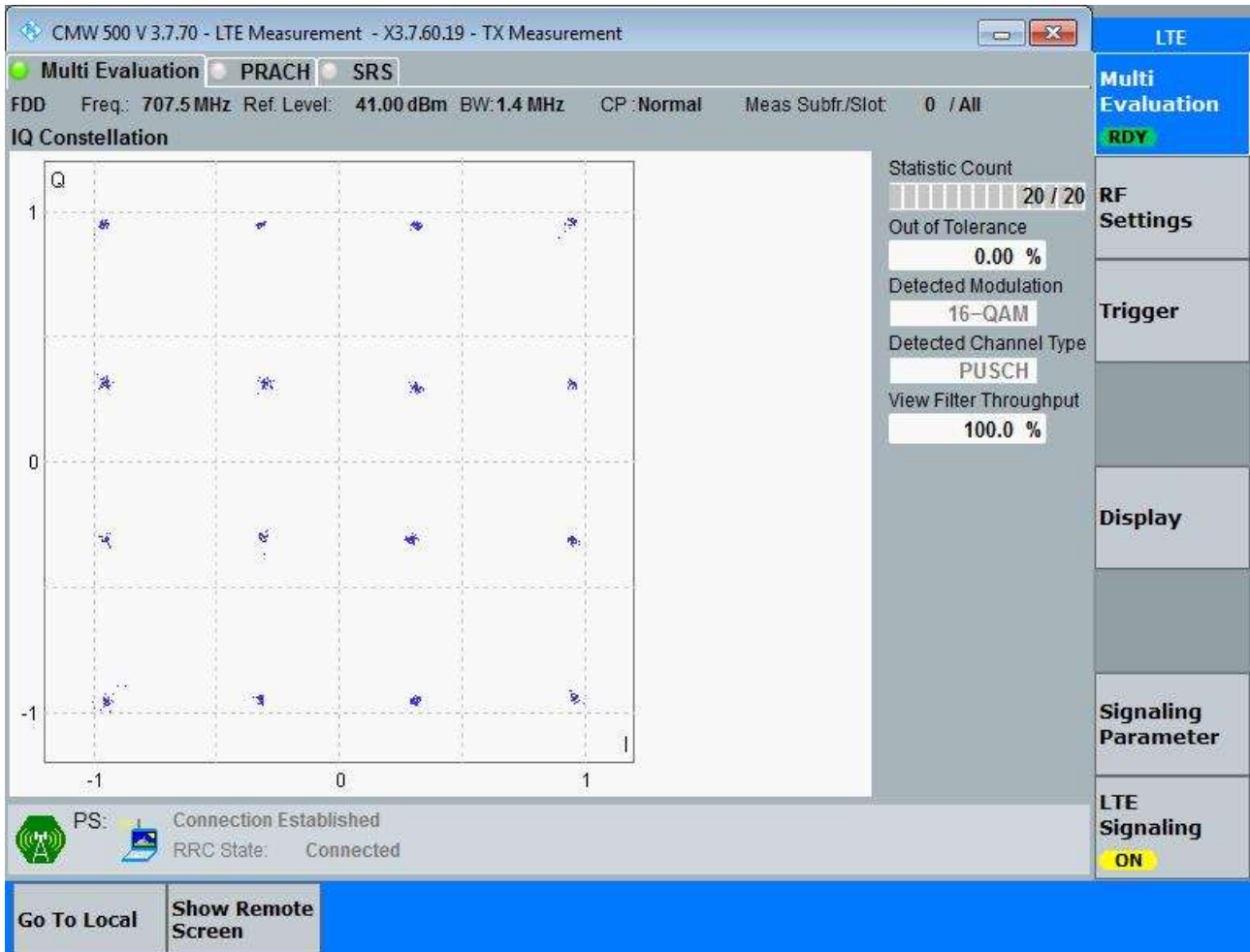


3.1.1.2 Test Mode = LTE/TM2

3.1.1.2.1 Test Bandwidth = 1.4

3.1.1.2.1.1 Test Channel = MCH

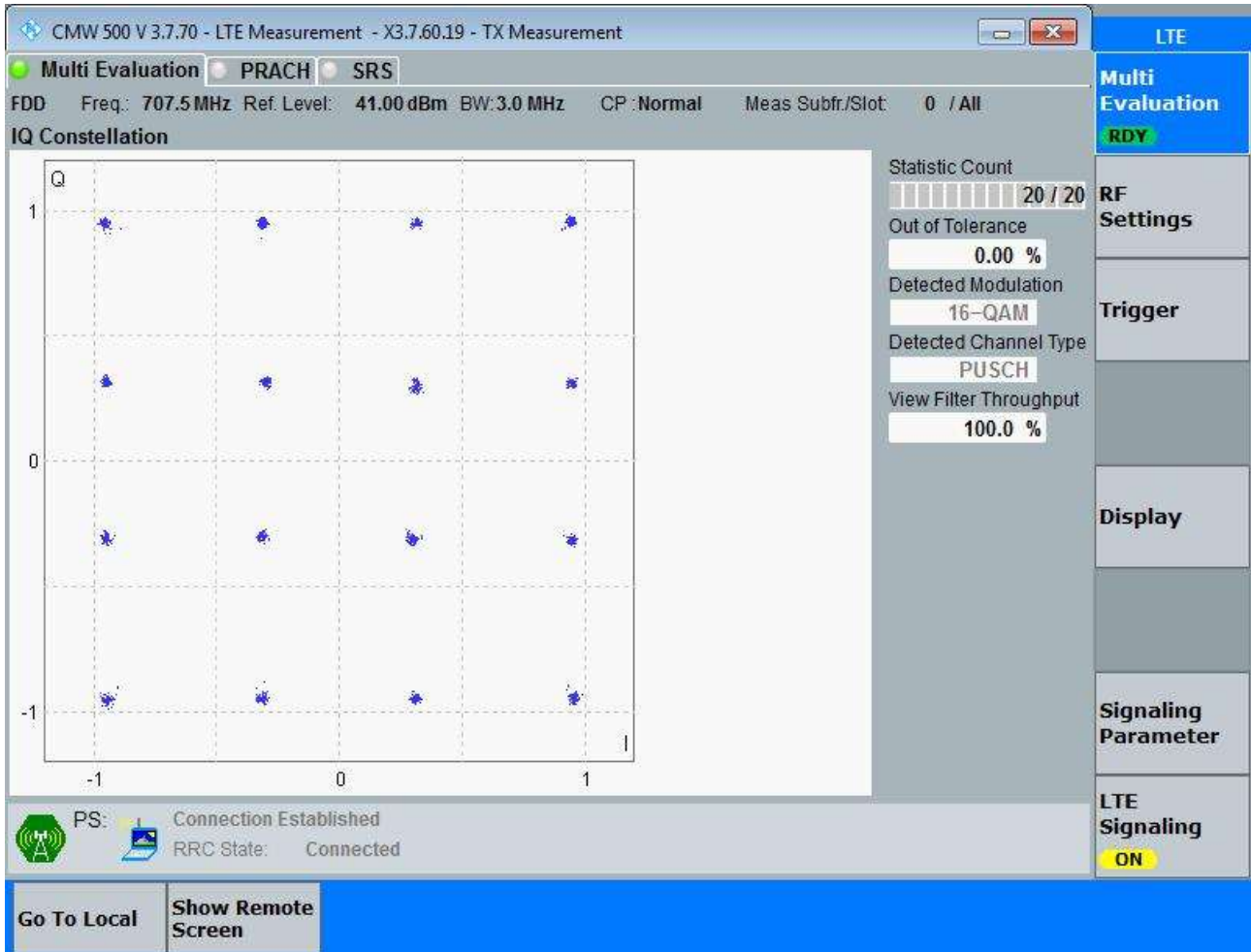
3.1.1.2.1.1.1 Test RB = RB6#0



3.1.1.2.2 Test Bandwidth = 3

3.1.1.2.2.1 Test Channel = MCH

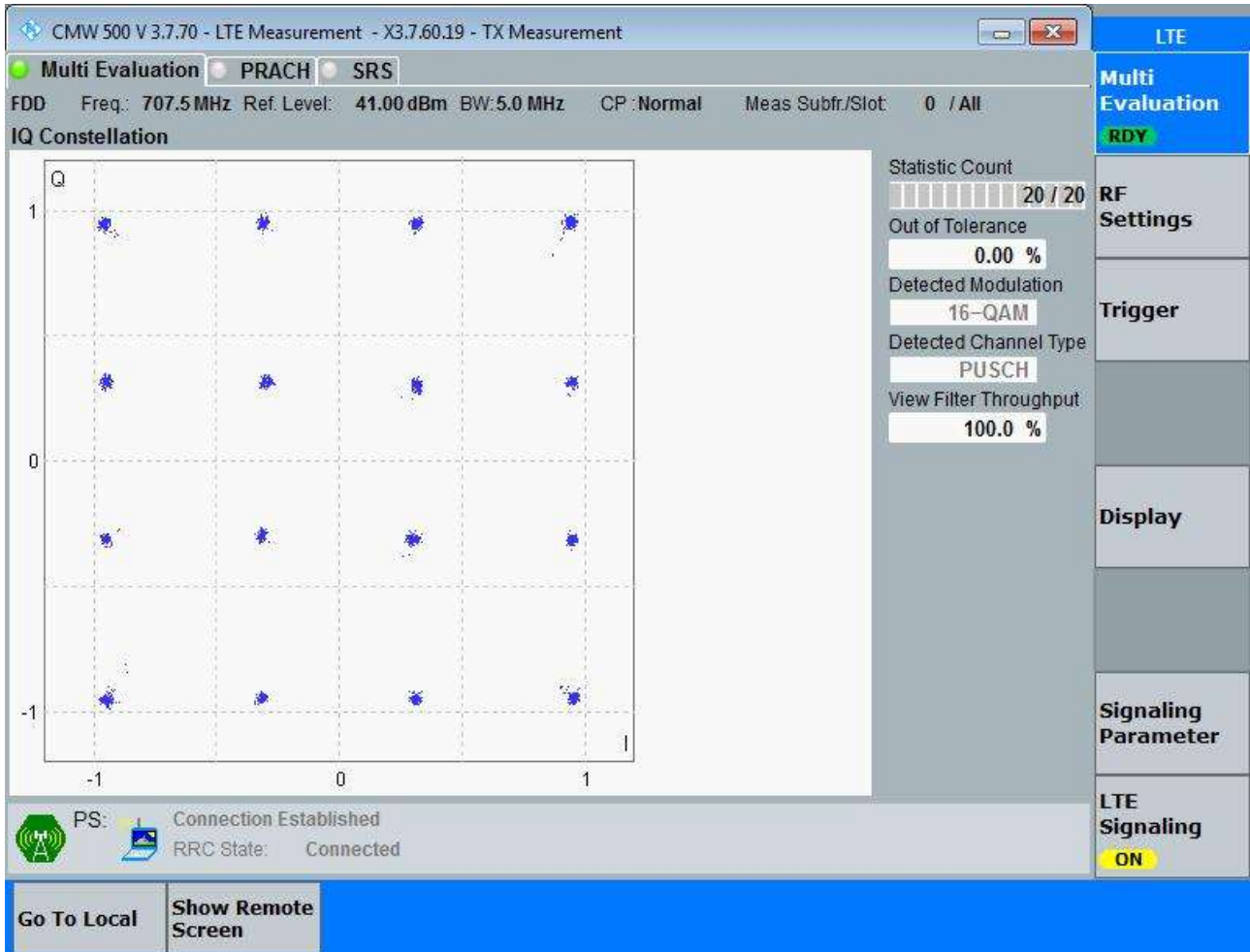
3.1.1.2.2.1.1 Test RB = RB15#0



3.1.1.2.3 Test Bandwidth = 5

3.1.1.2.3.1 Test Channel = MCH

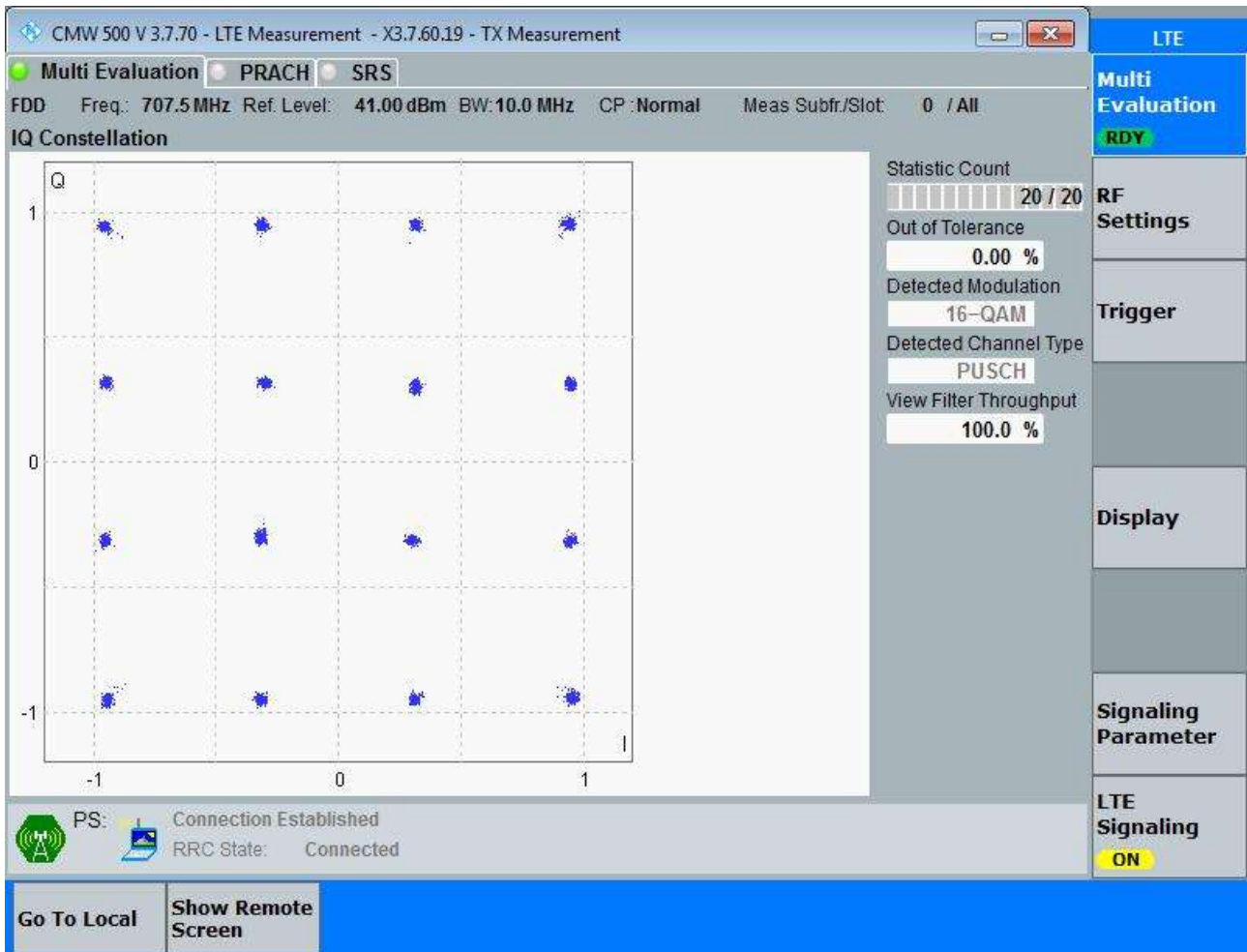
3.1.1.2.3.1.1 Test RB = RB25#0



3.1.1.2.4 Test Bandwidth = 10

3.1.1.2.4.1 Test Channel = MCH

3.1.1.2.4.1.1 Test RB = RB50#0



4Appendix_D: Bandwidth

Part I - Test Results

Test Band	Test Mode	Test Bandwidth	Test Channel	Test RB	Occupied Bandwidth [MHz]	Emission Bandwidth [MHz]	Verdict
Band12	LTE/TM1	1.4	LCH	RB6#0	1.09	1.24	Pass
			MCH	RB6#0	1.09	1.24	Pass
			HCH	RB6#0	1.09	1.23	Pass
		3	LCH	RB15#0	2.70	2.97	Pass
			MCH	RB15#0	2.70	2.97	Pass
			HCH	RB15#0	2.71	2.98	Pass
		5	LCH	RB25#0	4.51	4.95	Pass
			MCH	RB25#0	4.51	4.97	Pass
			HCH	RB25#0	4.51	4.93	Pass
		10	LCH	RB50#0	8.98	9.86	Pass
			MCH	RB50#0	8.99	9.87	Pass
			HCH	RB50#0	9.00	9.86	Pass
	LTE/TM2	1.4	LCH	RB6#0	1.09	1.24	Pass
			MCH	RB6#0	1.10	1.24	Pass
			HCH	RB6#0	1.09	1.24	Pass
		3	LCH	RB15#0	2.70	2.96	Pass
			MCH	RB15#0	2.71	2.98	Pass
			HCH	RB15#0	2.71	2.96	Pass
		5	LCH	RB25#0	4.51	4.96	Pass
			MCH	RB25#0	4.53	4.96	Pass
			HCH	RB25#0	4.50	4.93	Pass
		10	LCH	RB50#0	8.99	9.88	Pass
			MCH	RB50#0	8.98	9.84	Pass
			HCH	RB50#0	8.98	9.87	Pass

Part II - Test Plots

4.1 For LTE

4.1.1 Test Band = Band12

4.1.1.1 Test Mode = LTE/TM1

4.1.1.1.1 Test Bandwidth = 1.4

4.1.1.1.1.1 Test Channel = LCH

4.1.1.1.1.1.1 Test RB = RB6#0



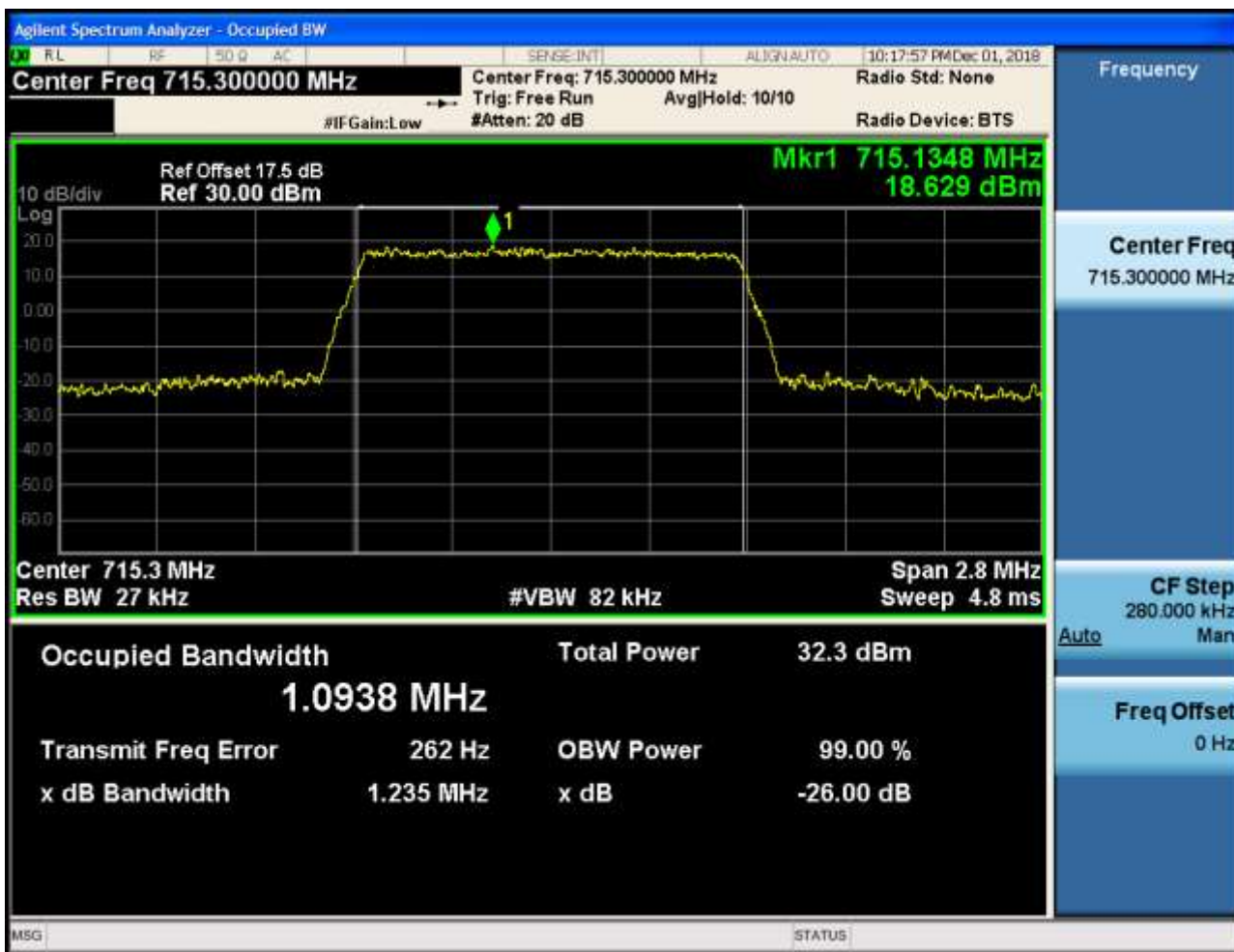
4.1.1.1.1.2 Test Channel = MCH

4.1.1.1.1.2.1 Test RB = RB6#0



4.1.1.1.1.3 Test Channel = HCH

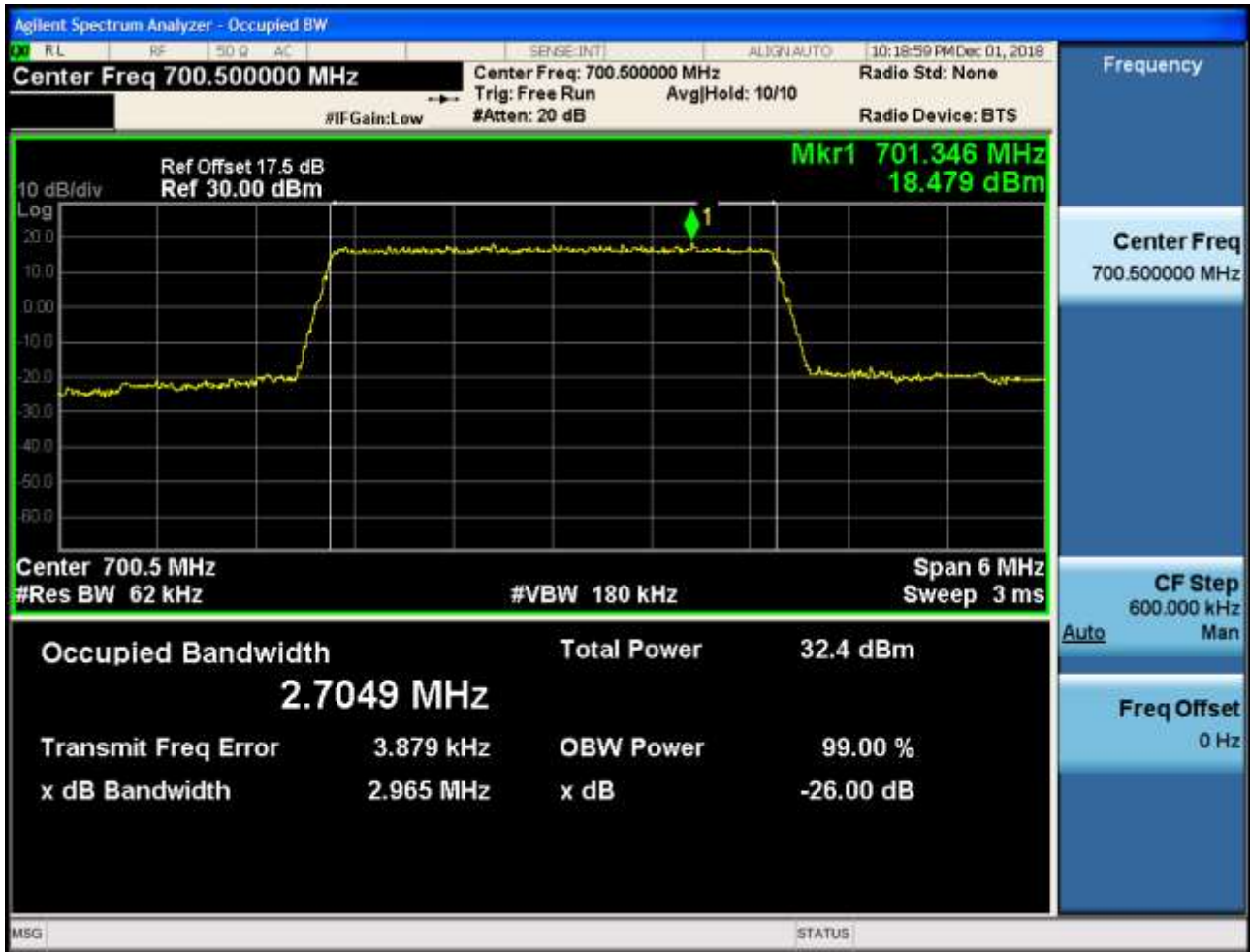
4.1.1.1.1.3.1 Test RB = RB6#0



4.1.1.1.2 Test Bandwidth = 3

4.1.1.1.2.1 Test Channel = LCH

4.1.1.1.2.1.1 Test RB = RB15#0



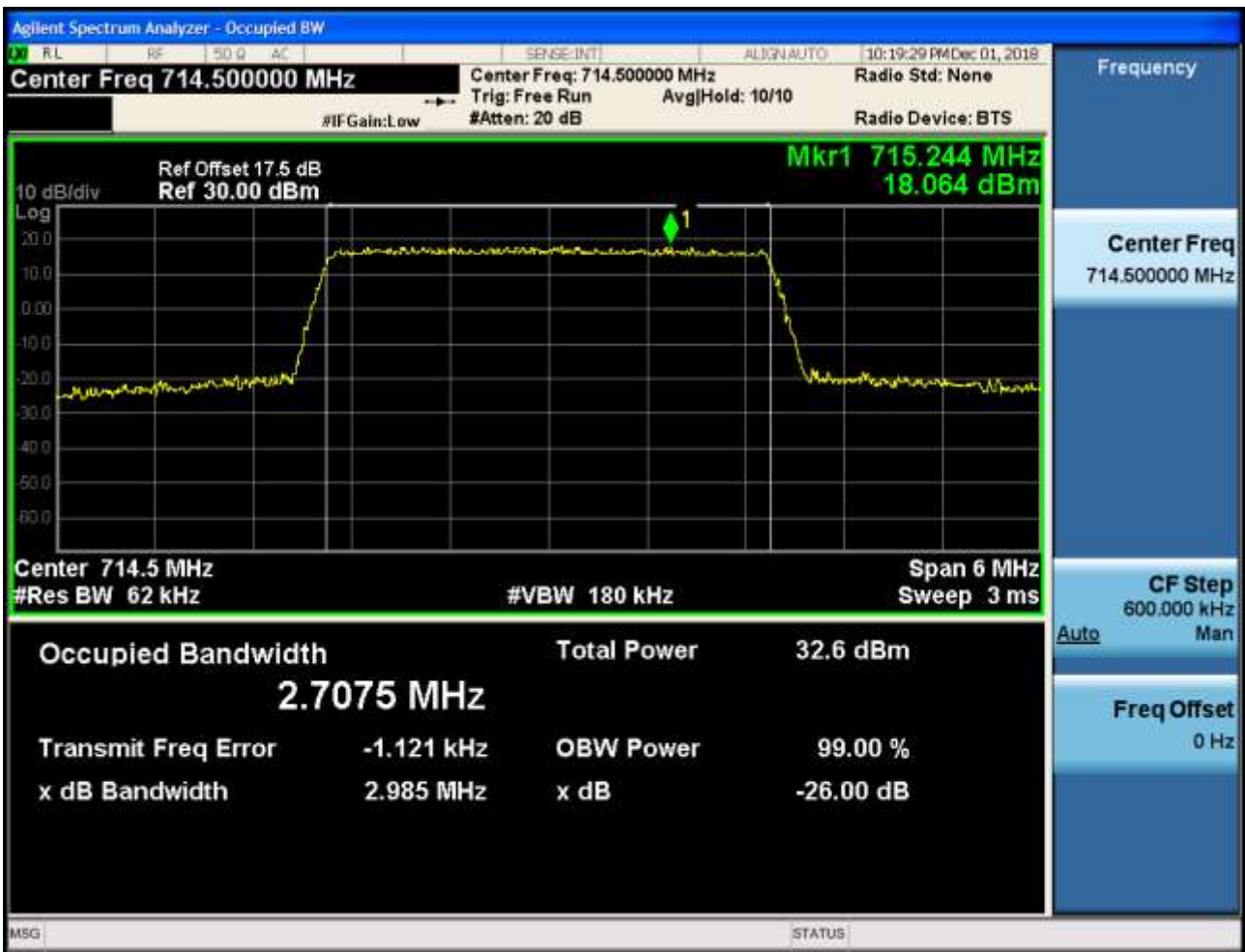
4.1.1.1.2.2 Test Channel = MCH

4.1.1.1.2.2.1 Test RB = RB15#0



4.1.1.1.2.3 Test Channel = HCH

4.1.1.1.2.3.1 Test RB = RB15#0



4.1.1.1.3 Test Bandwidth = 5

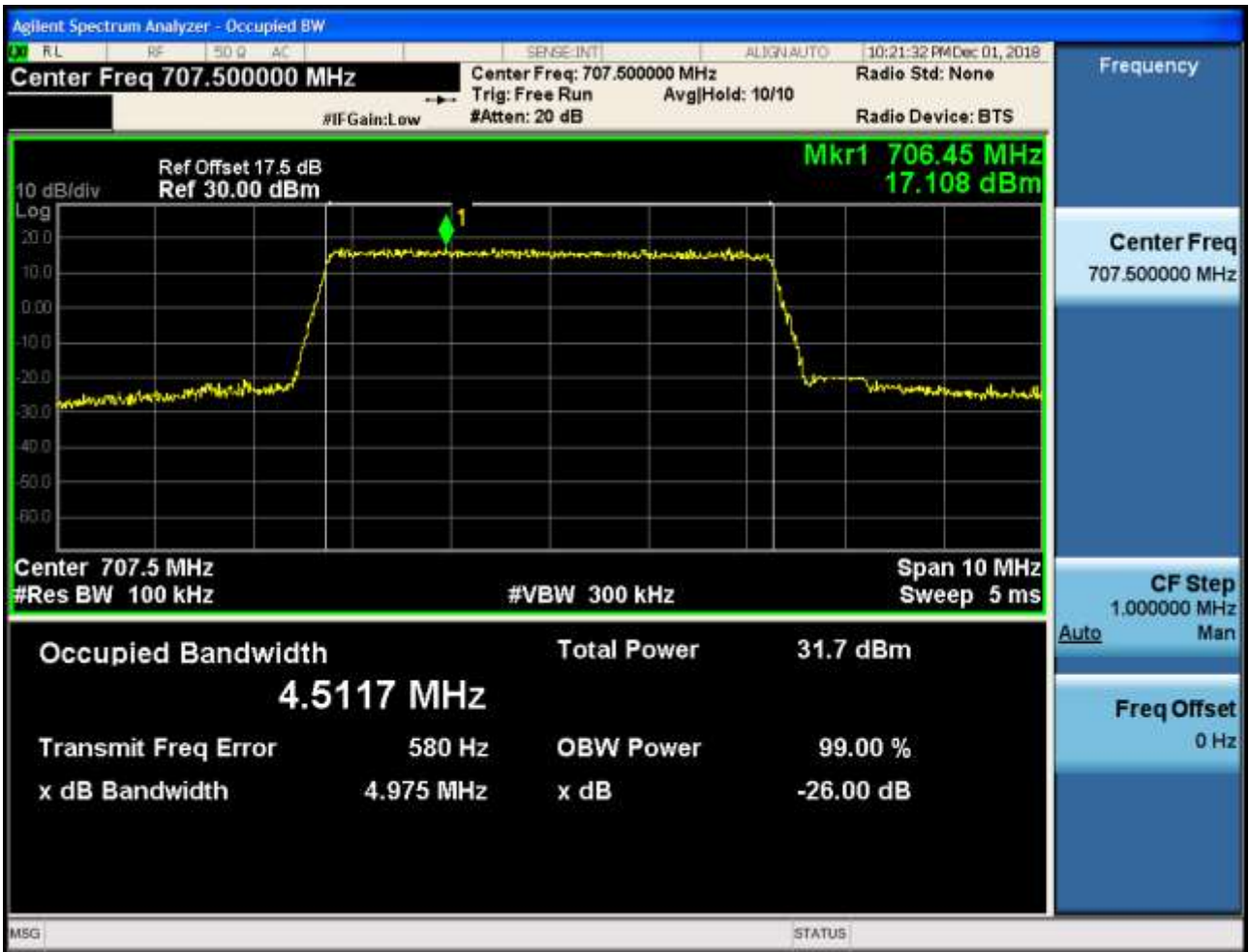
4.1.1.1.3.1 Test Channel = LCH

4.1.1.1.3.1.1 Test RB = RB25#0



4.1.1.1.3.2 Test Channel = MCH

4.1.1.1.3.2.1 Test RB = RB25#0



4.1.1.1.3.3 Test Channel = HCH

4.1.1.1.3.3.1 Test RB = RB25#0



4.1.1.1.4 Test Bandwidth = 10

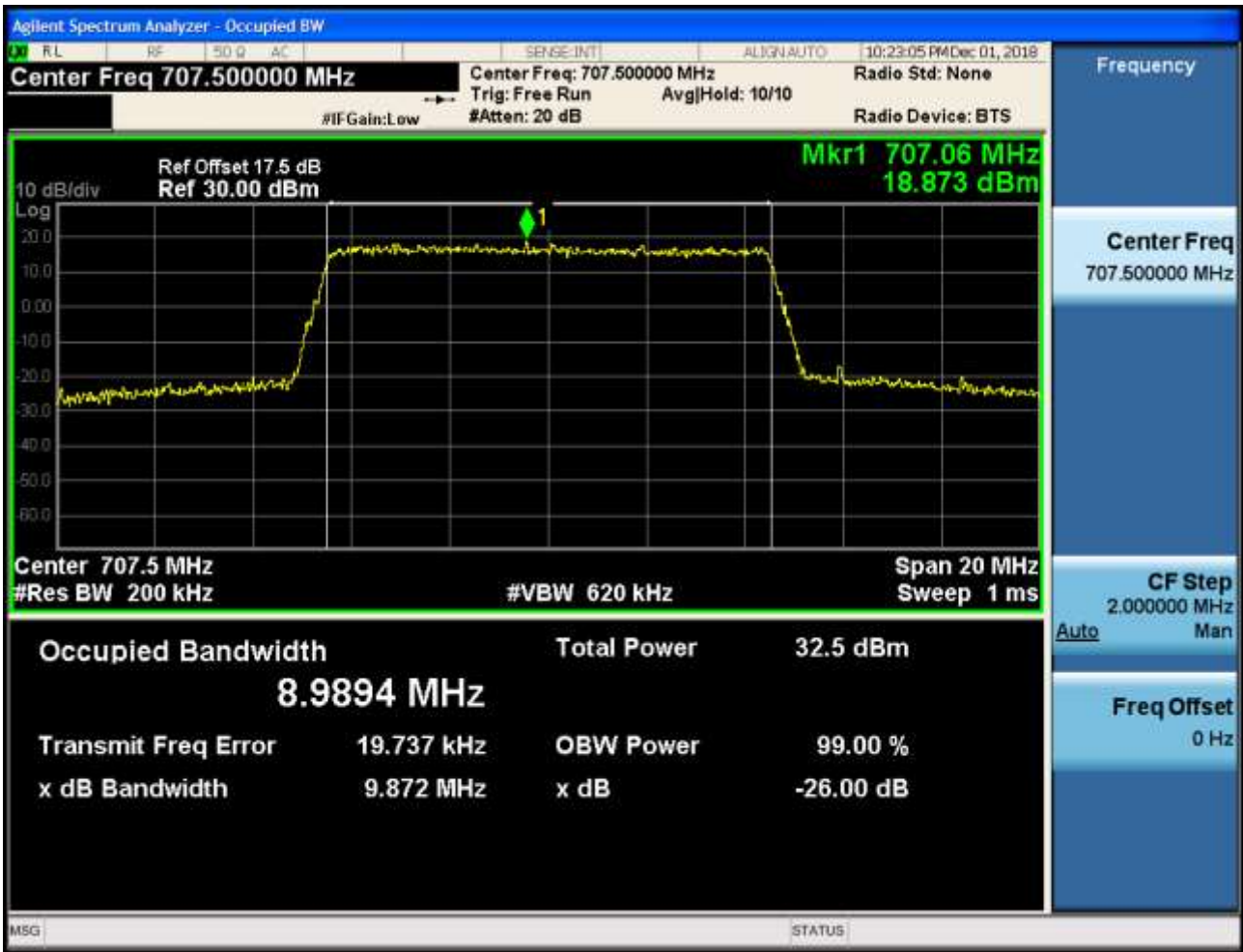
4.1.1.1.4.1 Test Channel = LCH

4.1.1.1.4.1.1 Test RB = RB50#0



4.1.1.1.4.2 Test Channel = MCH

4.1.1.1.4.2.1 Test RB = RB50#0



4.1.1.1.4.3 Test Channel = HCH

4.1.1.1.4.3.1 Test RB = RB50#0



4.1.1.2 Test Mode = LTE/TM2

4.1.1.2.1 Test Bandwidth = 1.4

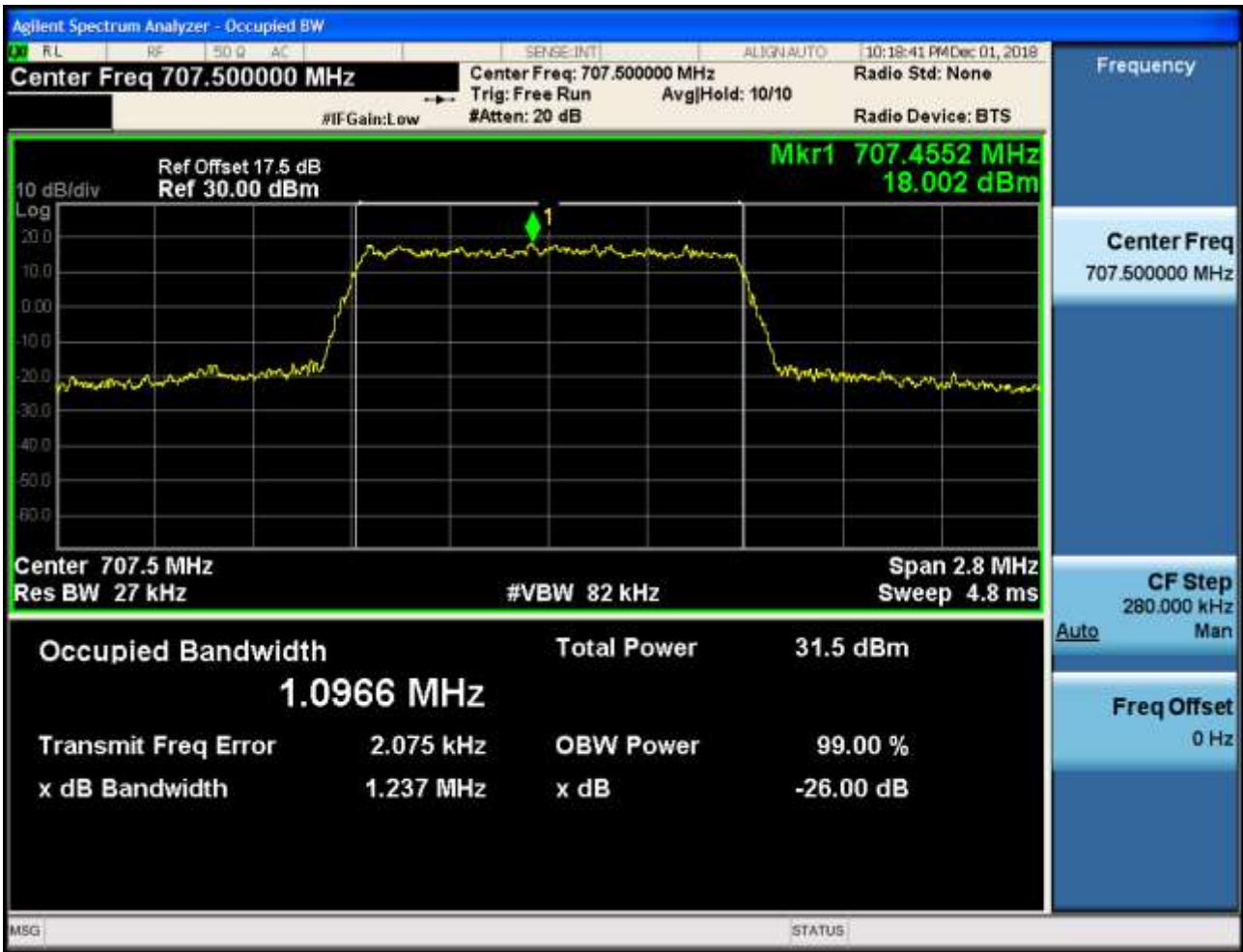
4.1.1.2.1.1 Test Channel = LCH

4.1.1.2.1.1.1 Test RB = RB6#0



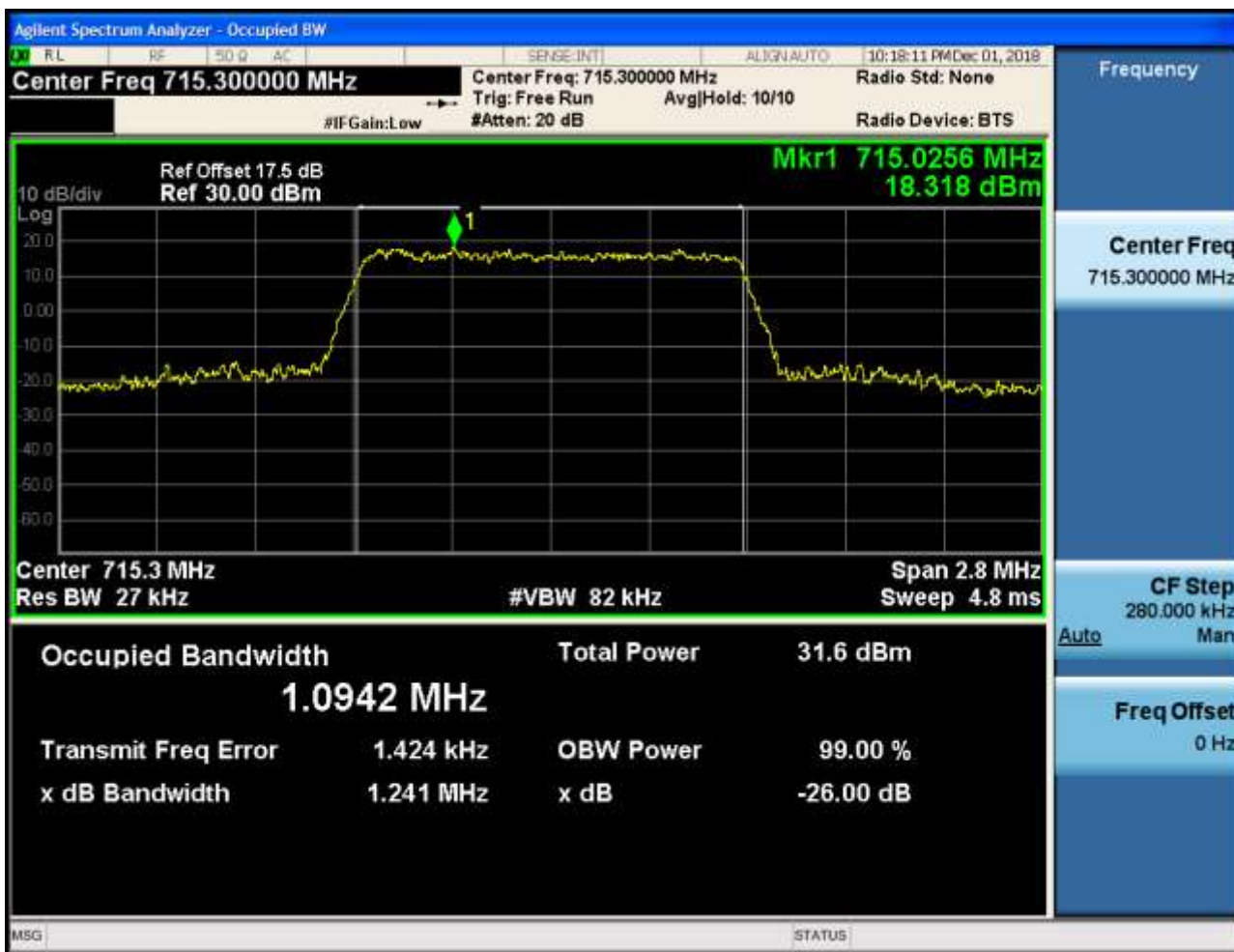
4.1.1.2.1.2 Test Channel = MCH

4.1.1.2.1.2.1 Test RB = RB6#0



4.1.1.2.1.3 Test Channel = HCH

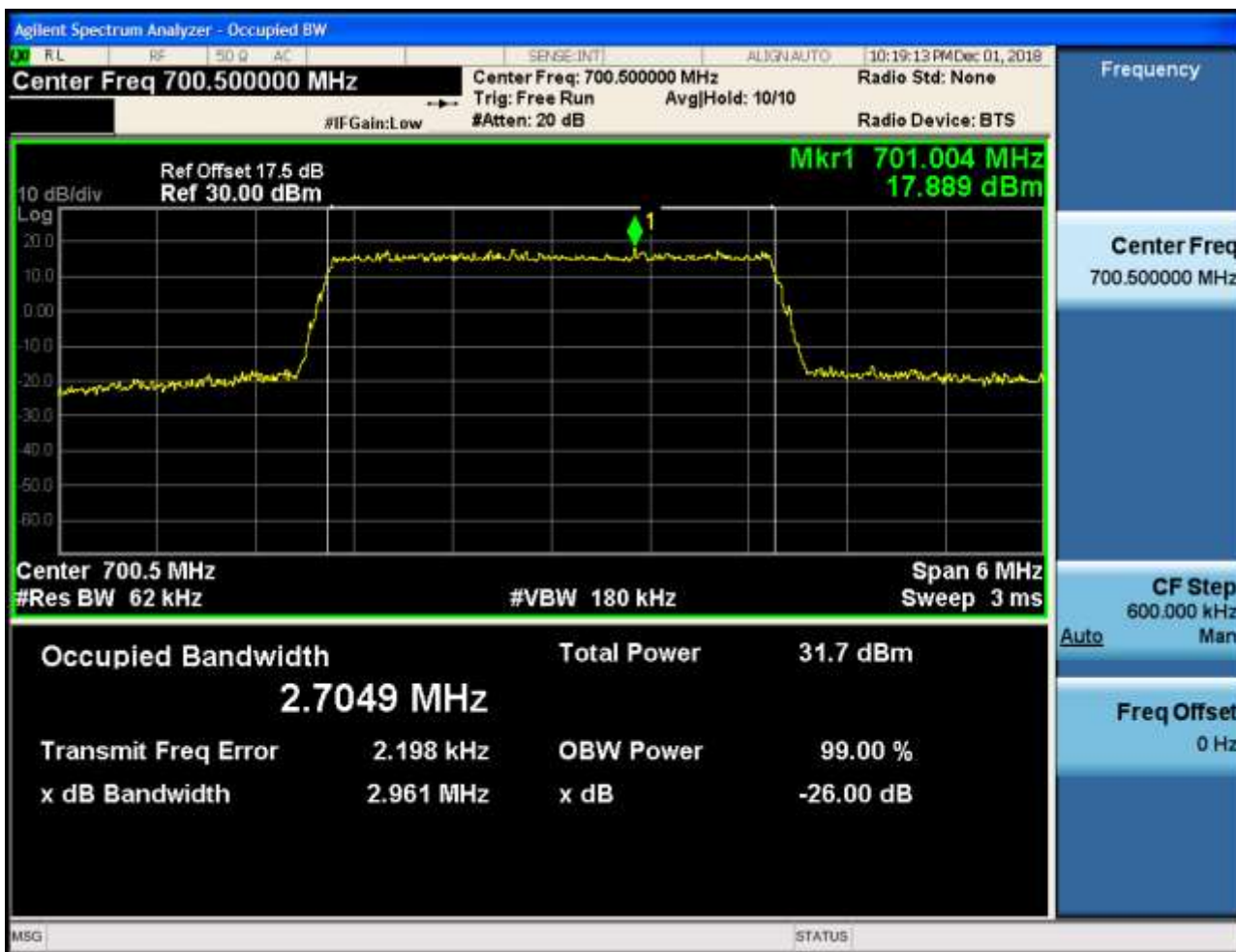
4.1.1.2.1.3.1 Test RB = RB6#0



4.1.1.2.2 Test Bandwidth = 3

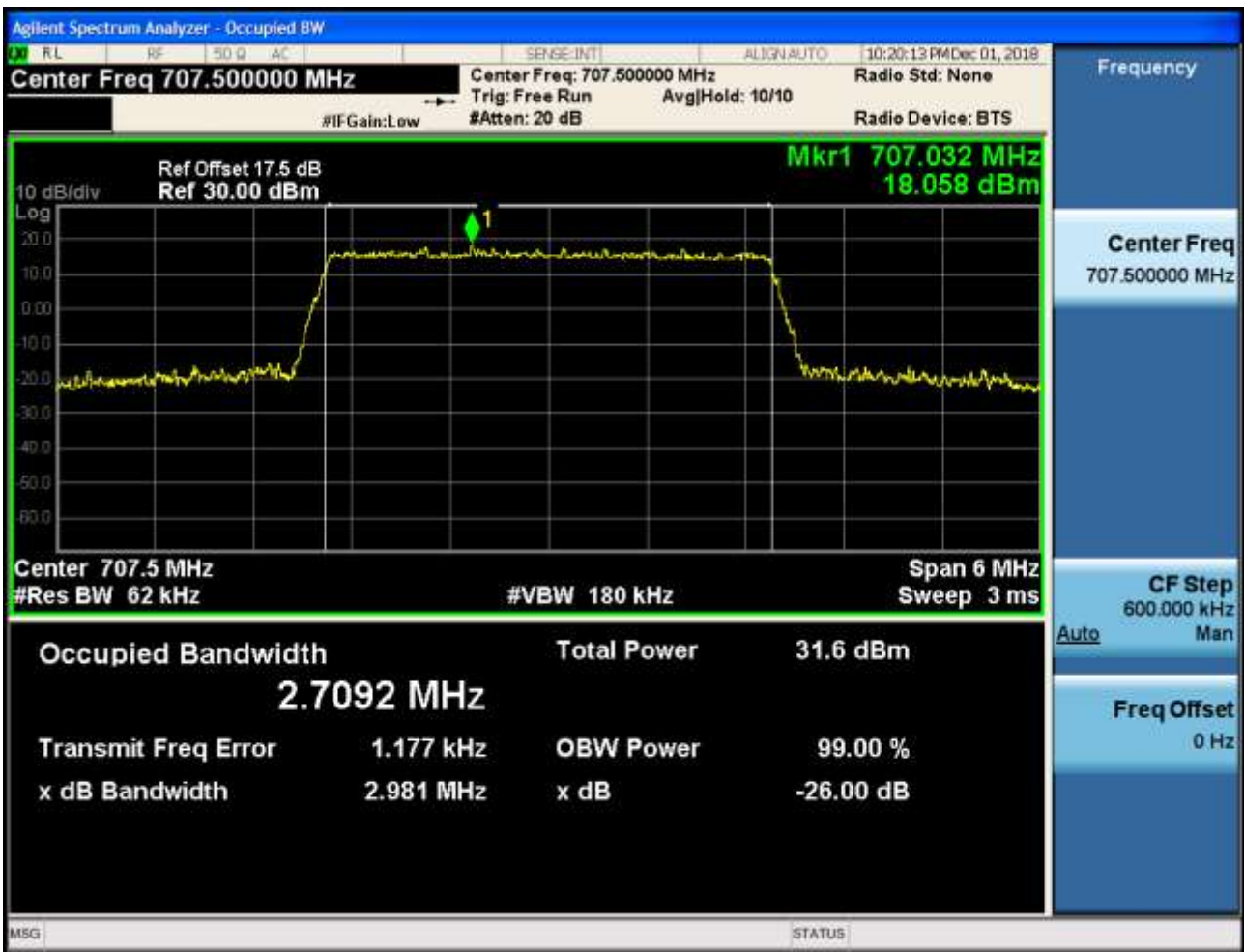
4.1.1.2.2.1 Test Channel = LCH

4.1.1.2.2.1.1 Test RB = RB15#0



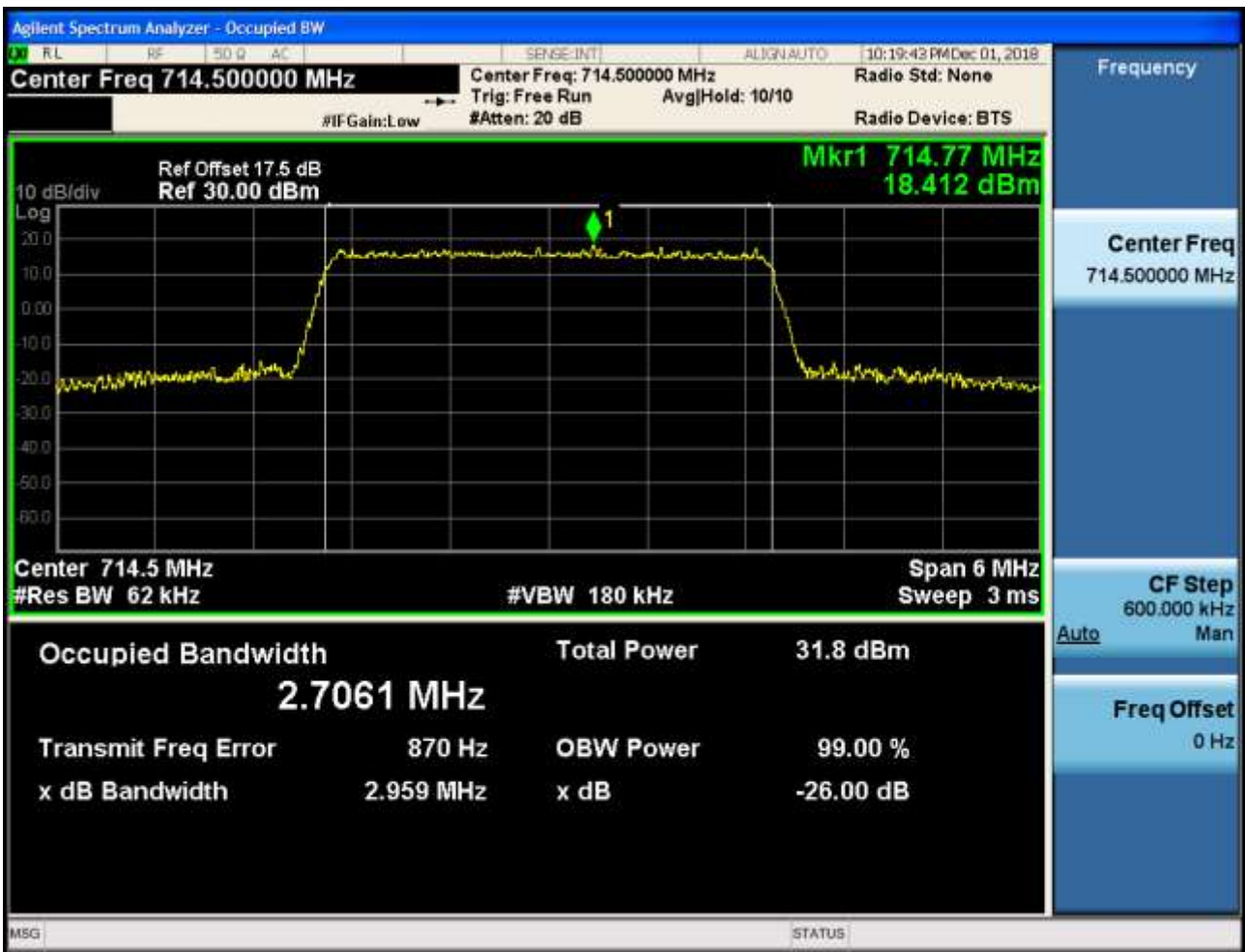
4.1.1.2.2 Test Channel = MCH

4.1.1.2.2.1 Test RB = RB15#0



4.1.1.2.2.3 Test Channel = HCH

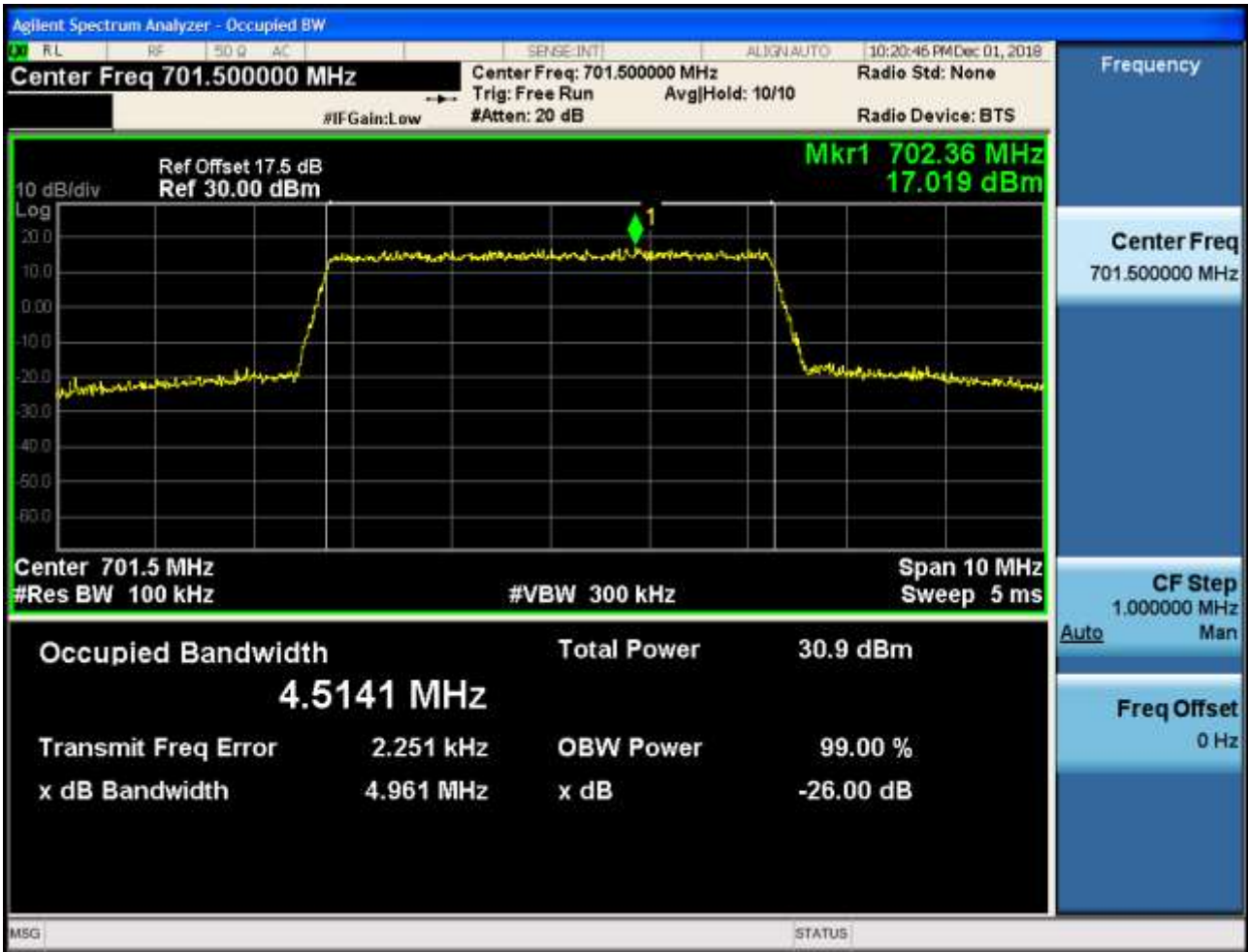
4.1.1.2.2.3.1 Test RB = RB15#0



4.1.1.2.3 Test Bandwidth = 5

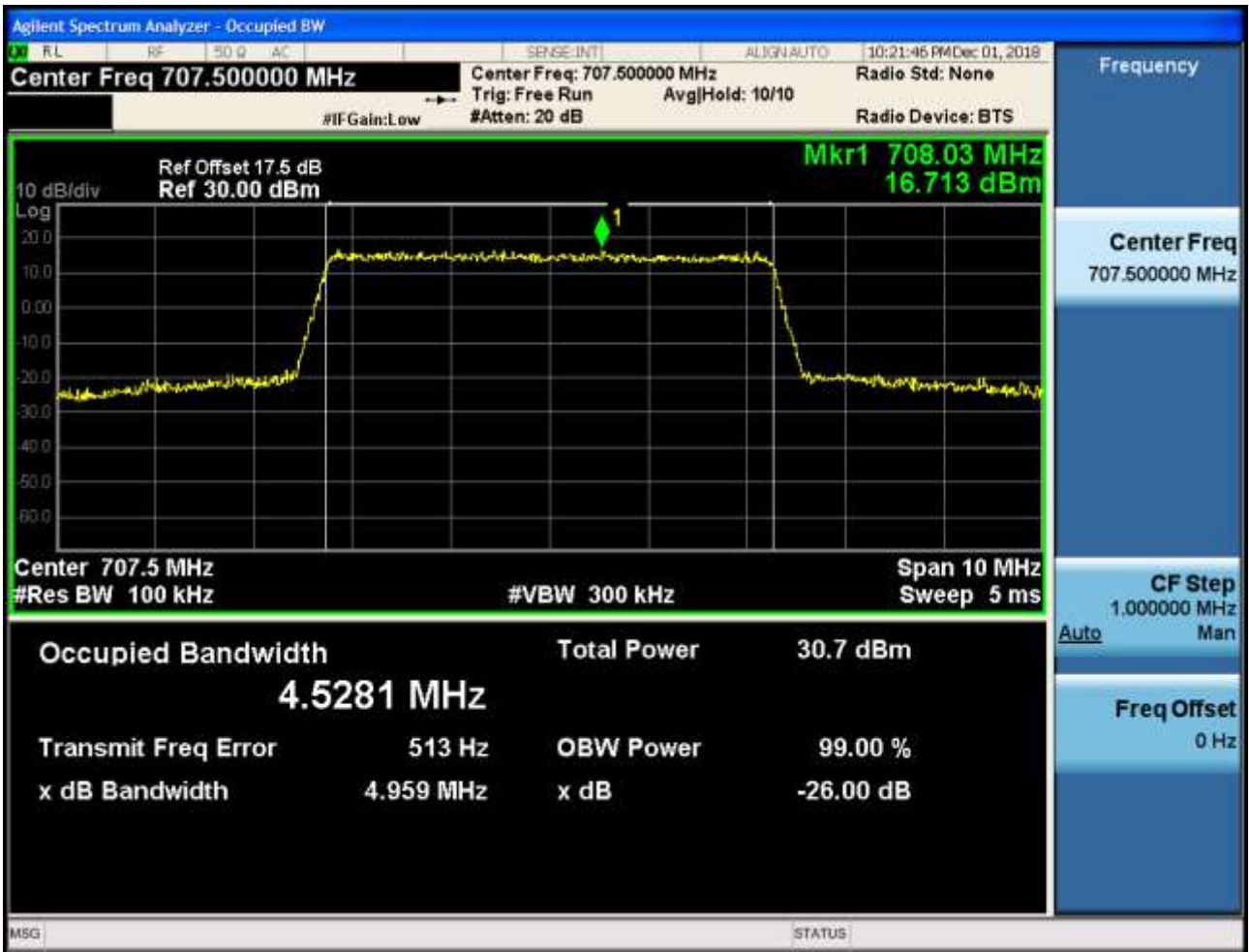
4.1.1.2.3.1 Test Channel = LCH

4.1.1.2.3.1.1 Test RB = RB25#0



4.1.1.2.3.2 Test Channel = MCH

4.1.1.2.3.2.1 Test RB = RB25#0



4.1.1.2.3.3 Test Channel = HCH

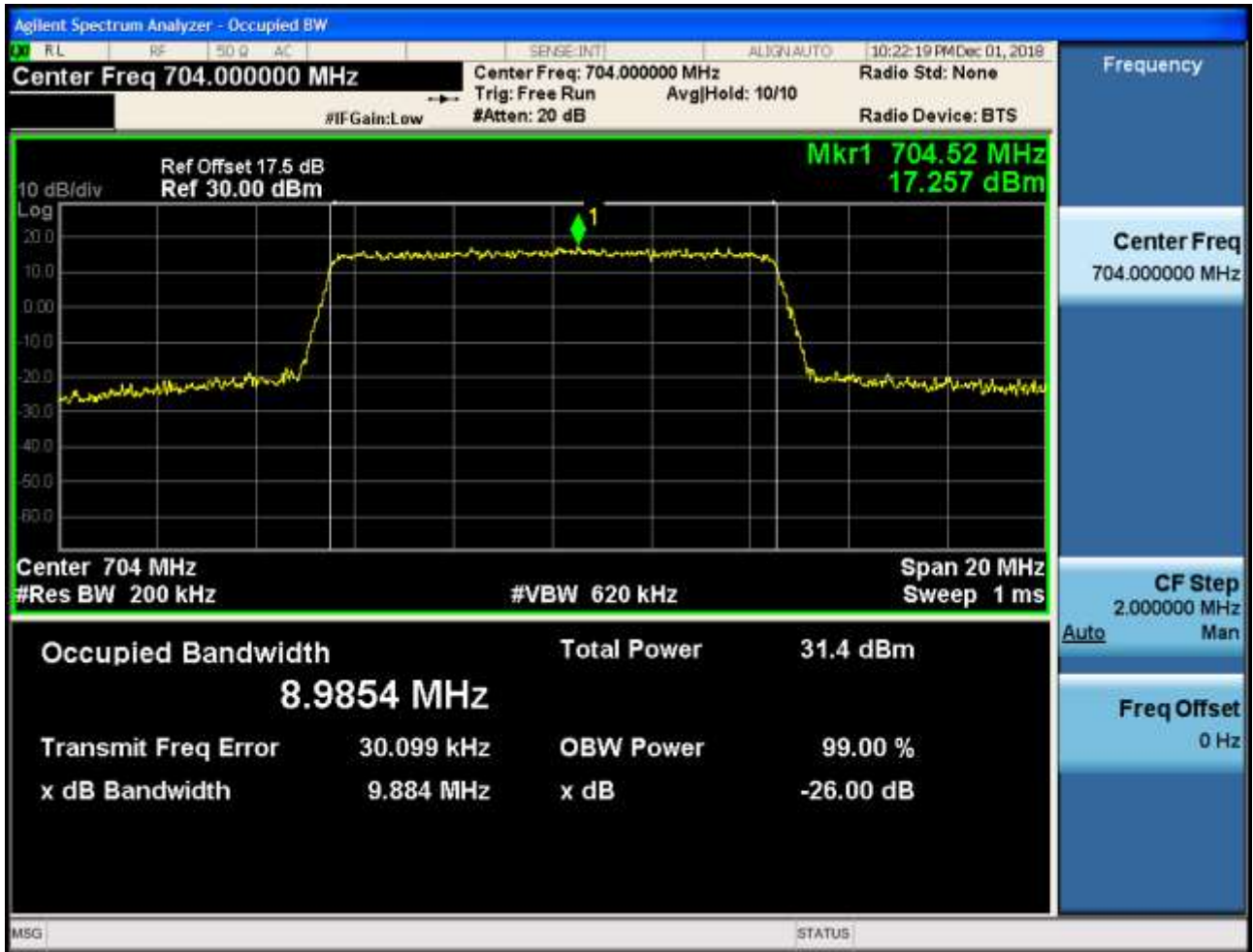
4.1.1.2.3.3.1 Test RB = RB25#0



4.1.1.2.4 Test Bandwidth = 10

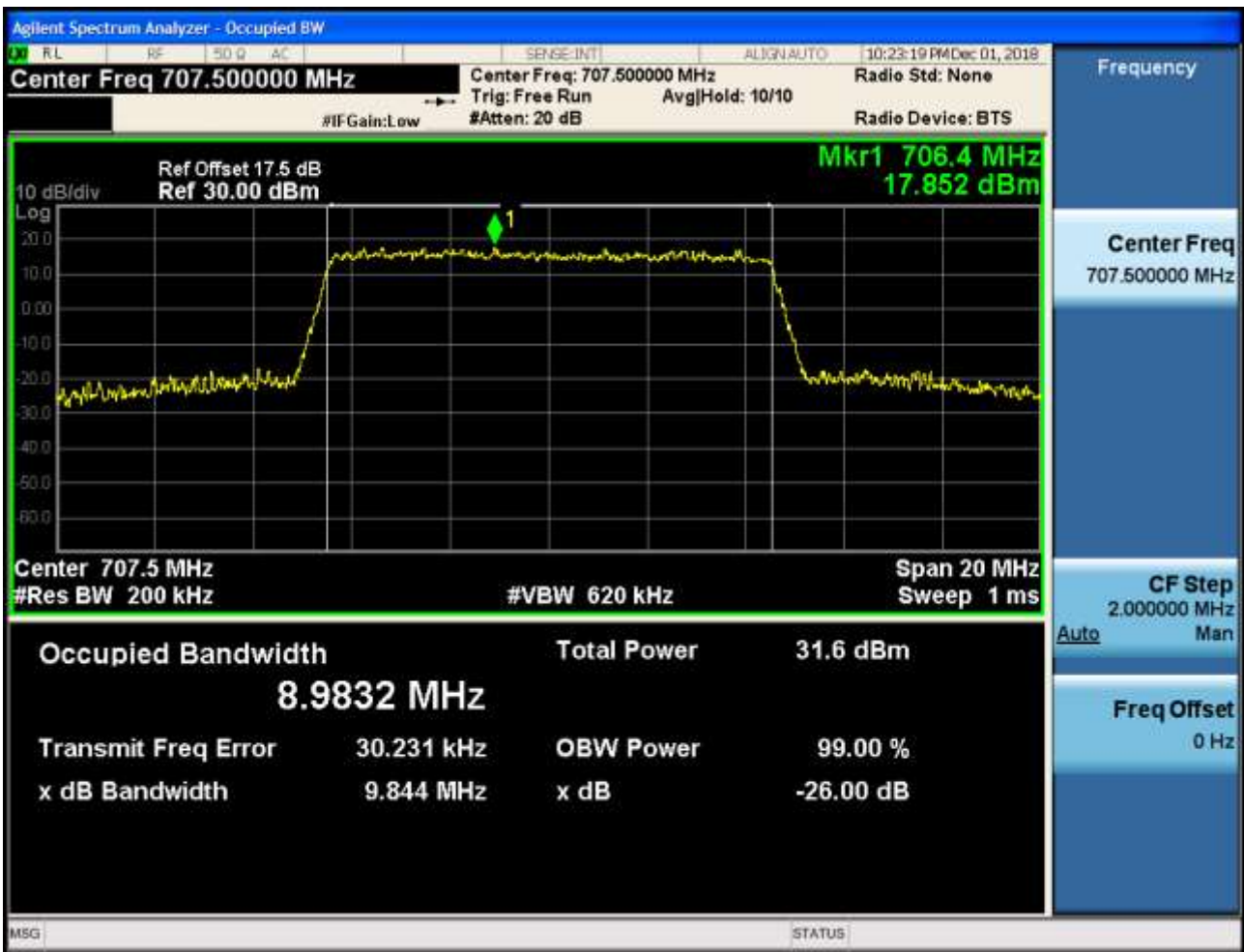
4.1.1.2.4.1 Test Channel = LCH

4.1.1.2.4.1.1 Test RB = RB50#0



4.1.1.2.4.2 Test Channel = MCH

4.1.1.2.4.2.1 Test RB = RB50#0



4.1.1.2.4.3 Test Channel = HCH

4.1.1.2.4.3.1 Test RB = RB50#0



5Appendix_E: Band Edges Compliance

Part I - Test Plots

5.1 For LTE

5.1.1 Test Band = Band12

5.1.1.1 Test Mode = LTE/TM1

5.1.1.1.1 Test Bandwidth = 1.4

5.1.1.1.1.1 Test Channel = LCH

5.1.1.1.1.1.1 Test RB = RB1#0



5.1.1.1.1.2 Test RB = RB1#5

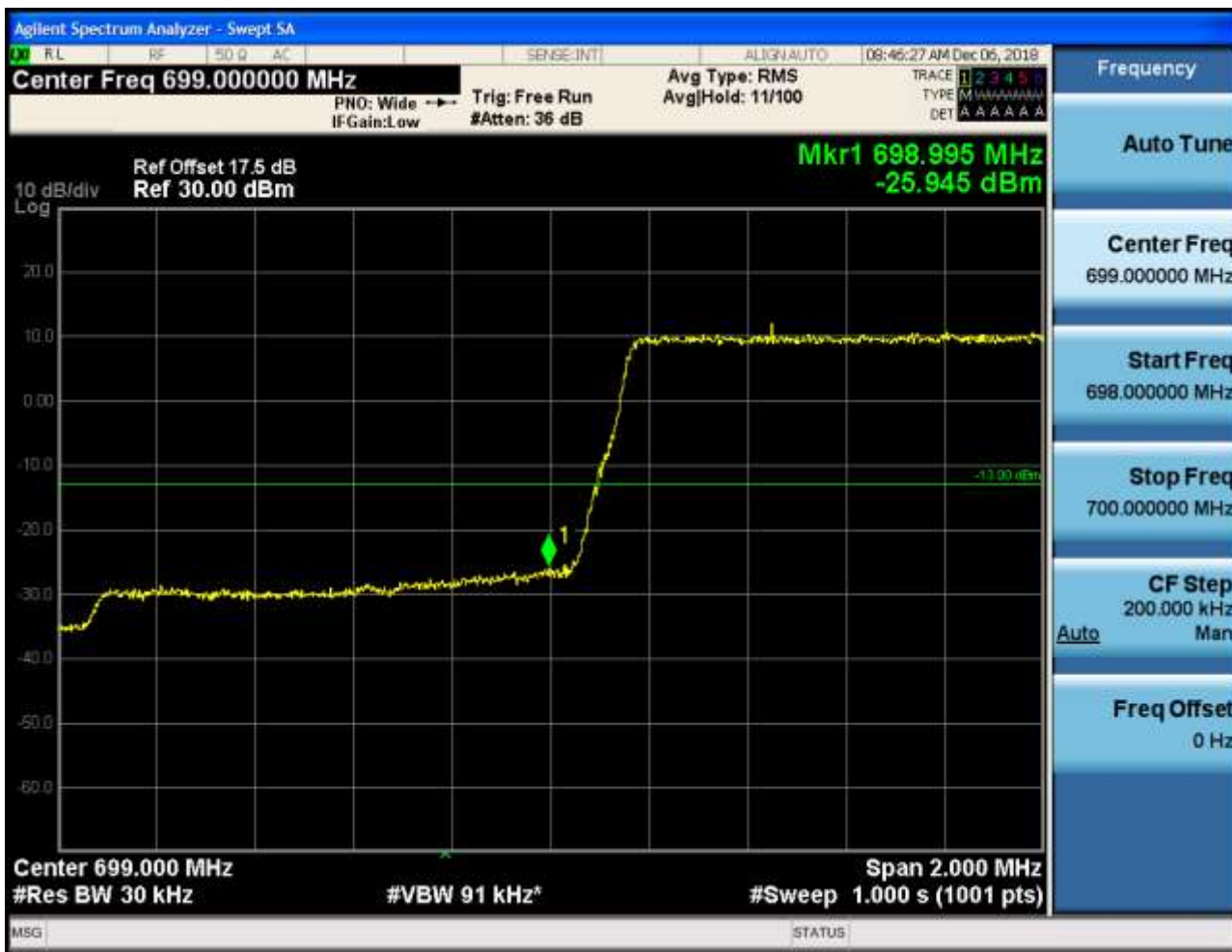


5.1.1.1.1.3 Test RB = RB3#2





5.1.1.1.1.4 Test RB = RB6#0

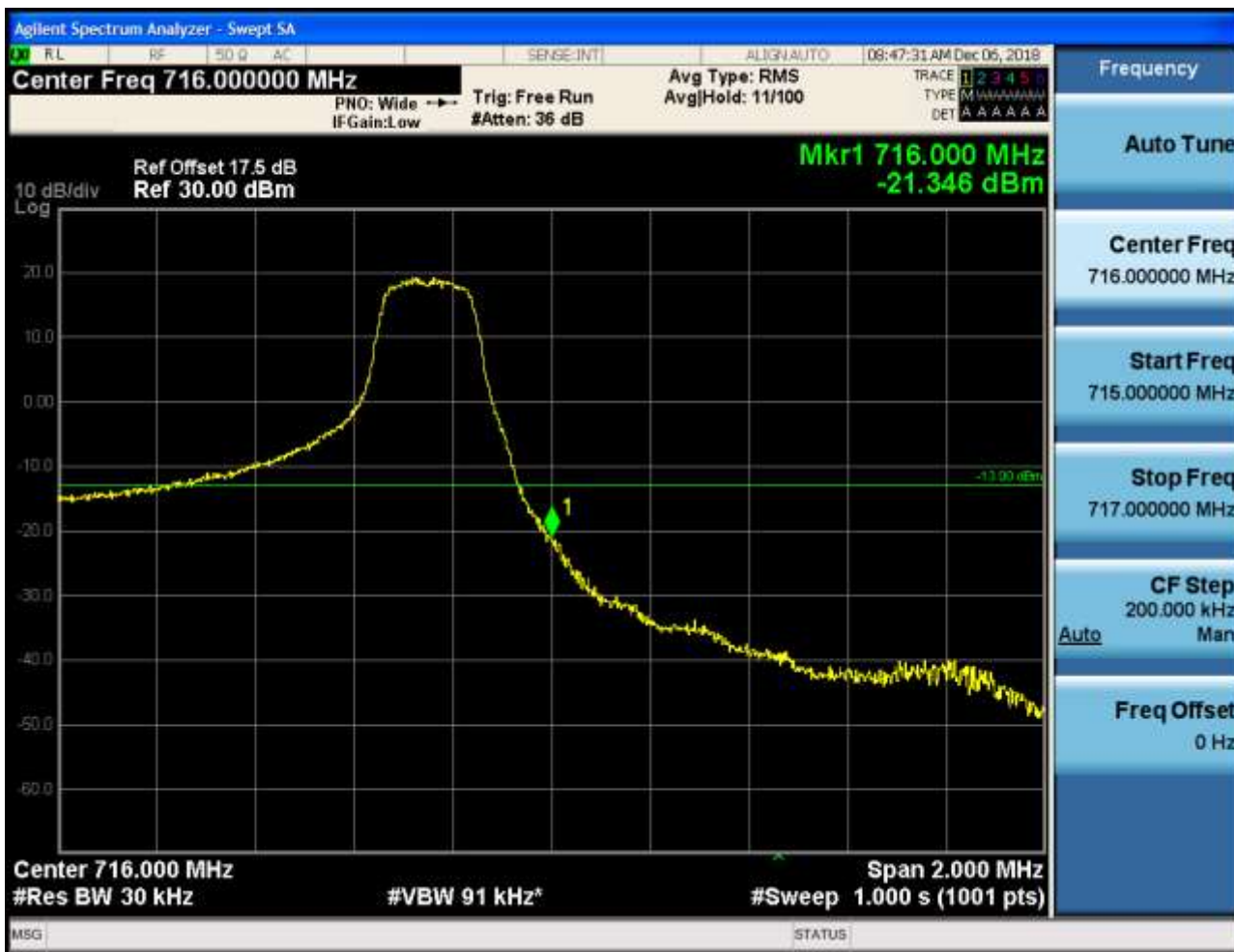


5.1.1.1.1.2 Test Channel = HCH

5.1.1.1.1.2.1 Test RB = RB1#0



5.1.1.1.1.2.2 Test RB = RB1#5





5.1.1.1.1.2.3 Test RB = RB3#2





5.1.1.1.1.2.4 Test RB = RB6#0



5.1.1.1.2 Test Bandwidth = 3

5.1.1.1.2.1 Test Channel = LCH

5.1.1.1.2.1.1 Test RB = RB1#0





5.1.1.1.2.1.2 Test RB = RB1#14





5.1.1.1.2.1.3 Test RB = RB8#4



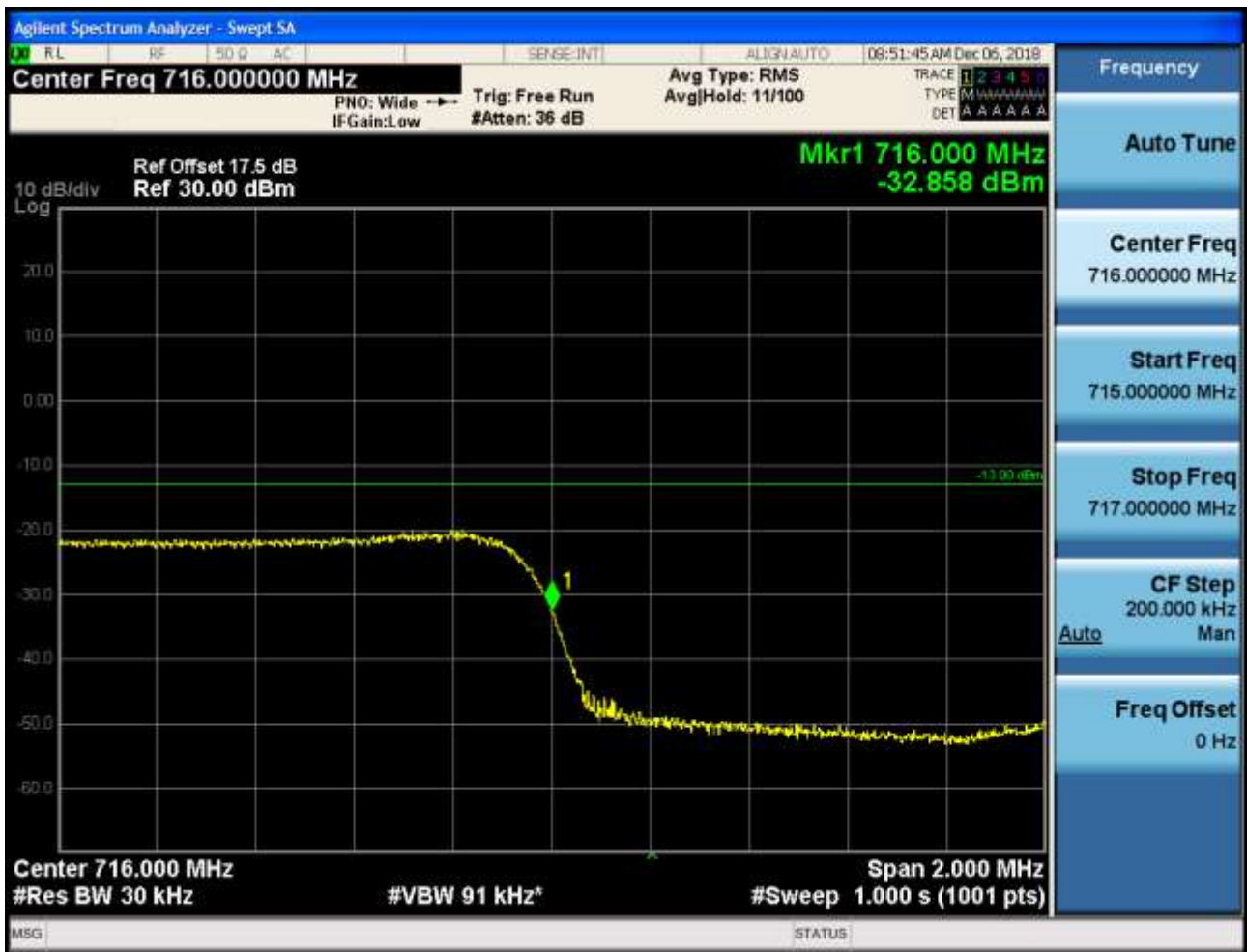


5.1.1.1.2.1.4 Test RB = RB15#0

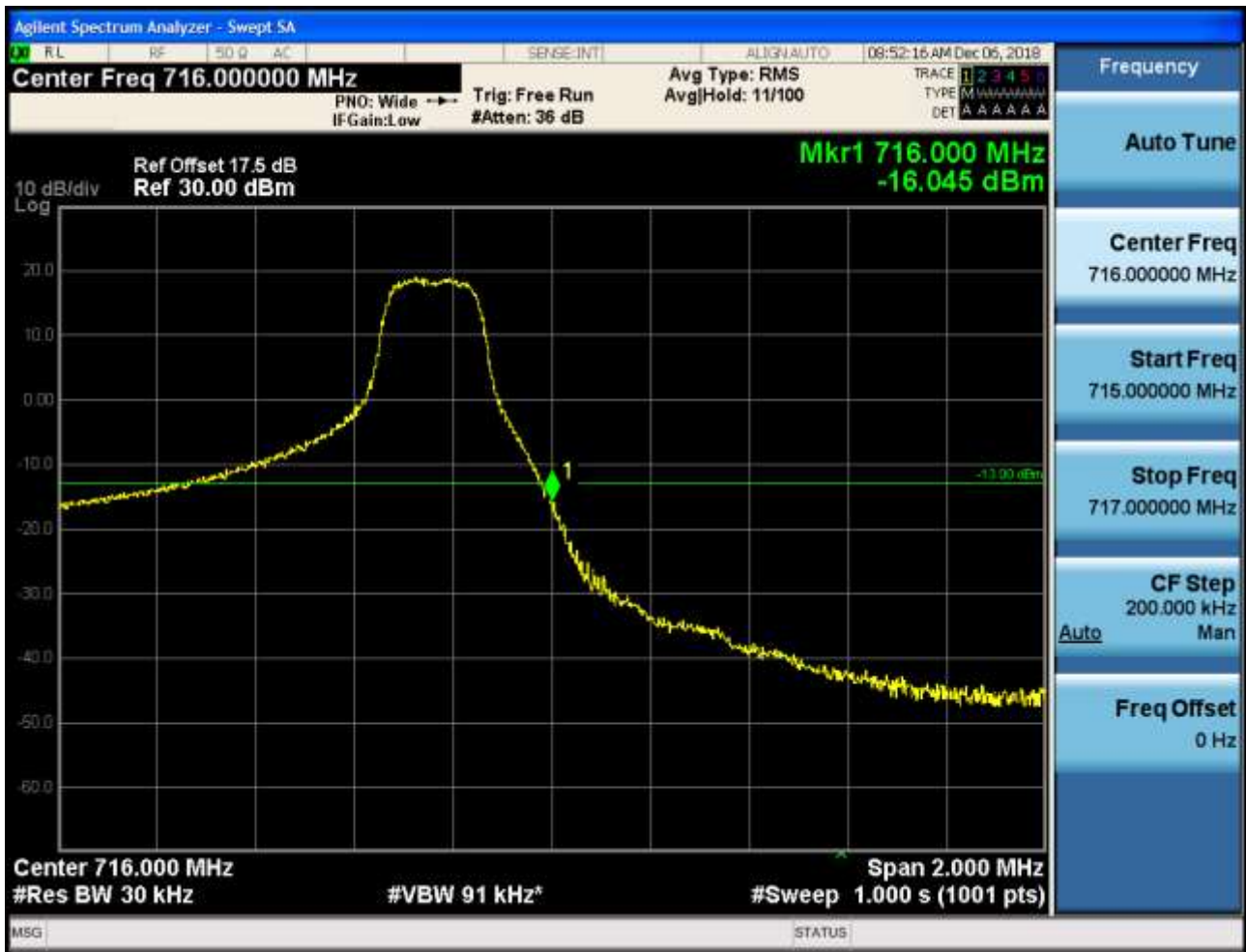


5.1.1.1.2.2 Test Channel = HCH

5.1.1.1.2.2.1 Test RB = RB1#0



5.1.1.1.2.2 Test RB = RB1#14





5.1.1.1.2.2.3 Test RB = RB8#4





5.1.1.1.2.2.4 Test RB = RB15#0



5.1.1.1.3 Test Bandwidth = 5

5.1.1.1.3.1 Test Channel = LCH

5.1.1.1.3.1.1 Test RB = RB1#0





5.1.1.1.3.1.2 Test RB = RB1#24





5.1.1.1.3.1.3 Test RB = RB12#6



5.1.1.1.3.1.4 Test RB = RB25#0



5.1.1.1.3.2 Test Channel = HCH

5.1.1.1.3.2.1 Test RB = RB1#0





5.1.1.1.3.2.2 Test RB = RB1#24





5.1.1.1.3.2.3 Test RB = RB12#6





5.1.1.1.3.2.4 Test RB = RB25#0



5.1.1.1.4 Test Bandwidth = 10

5.1.1.1.4.1 Test Channel = LCH

5.1.1.1.4.1.1 Test RB = RB1#0





5.1.1.1.4.1.2 Test RB = RB1#49





5.1.1.1.4.1.3 Test RB = RB25#13





5.1.1.1.4.1.4 Test RB = RB50#0

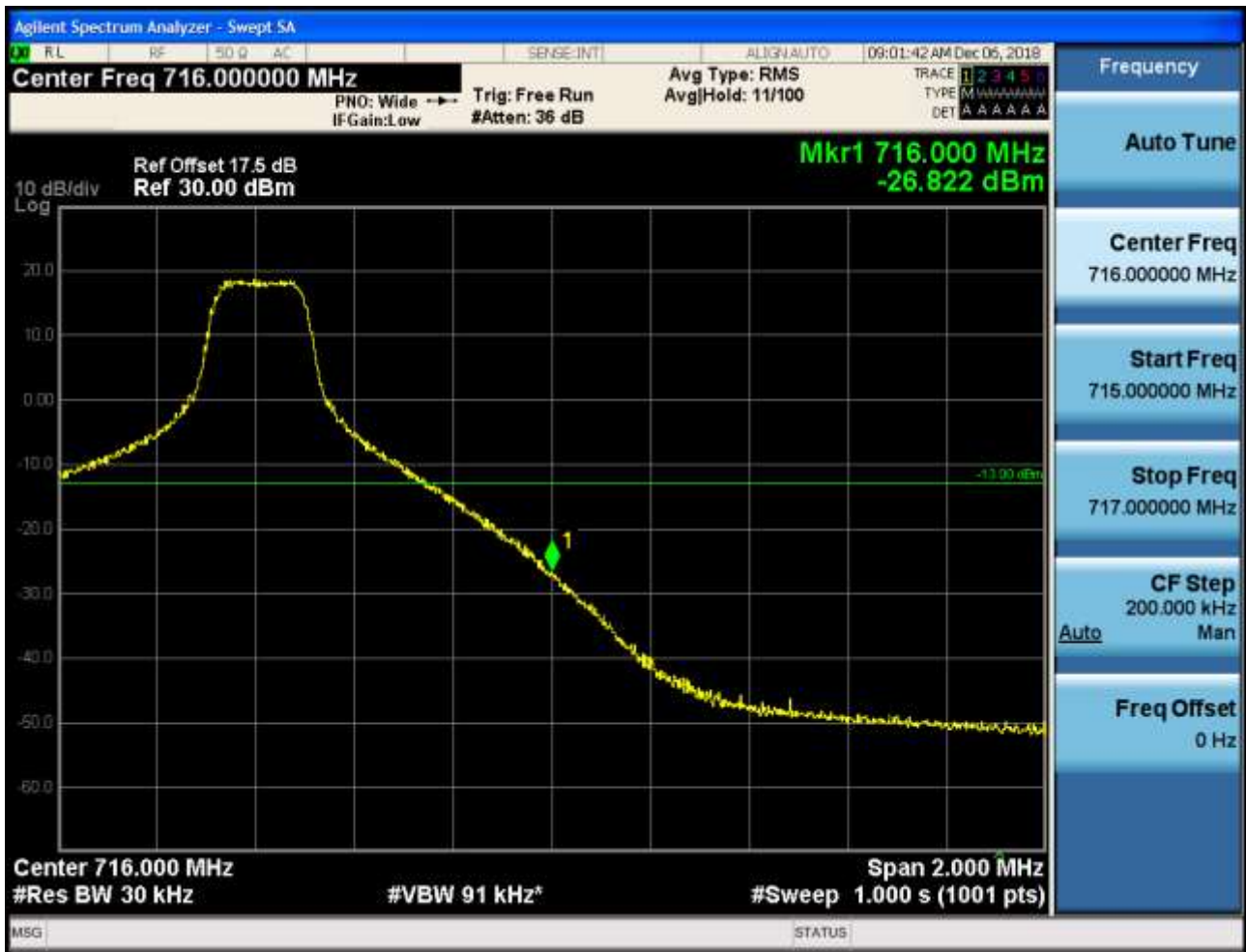


5.1.1.1.4.2 Test Channel = HCH

5.1.1.1.4.2.1 Test RB = RB1#0



5.1.1.1.4.2.2 Test RB = RB1#49



5.1.1.1.4.2.4 Test RB = RB50#0

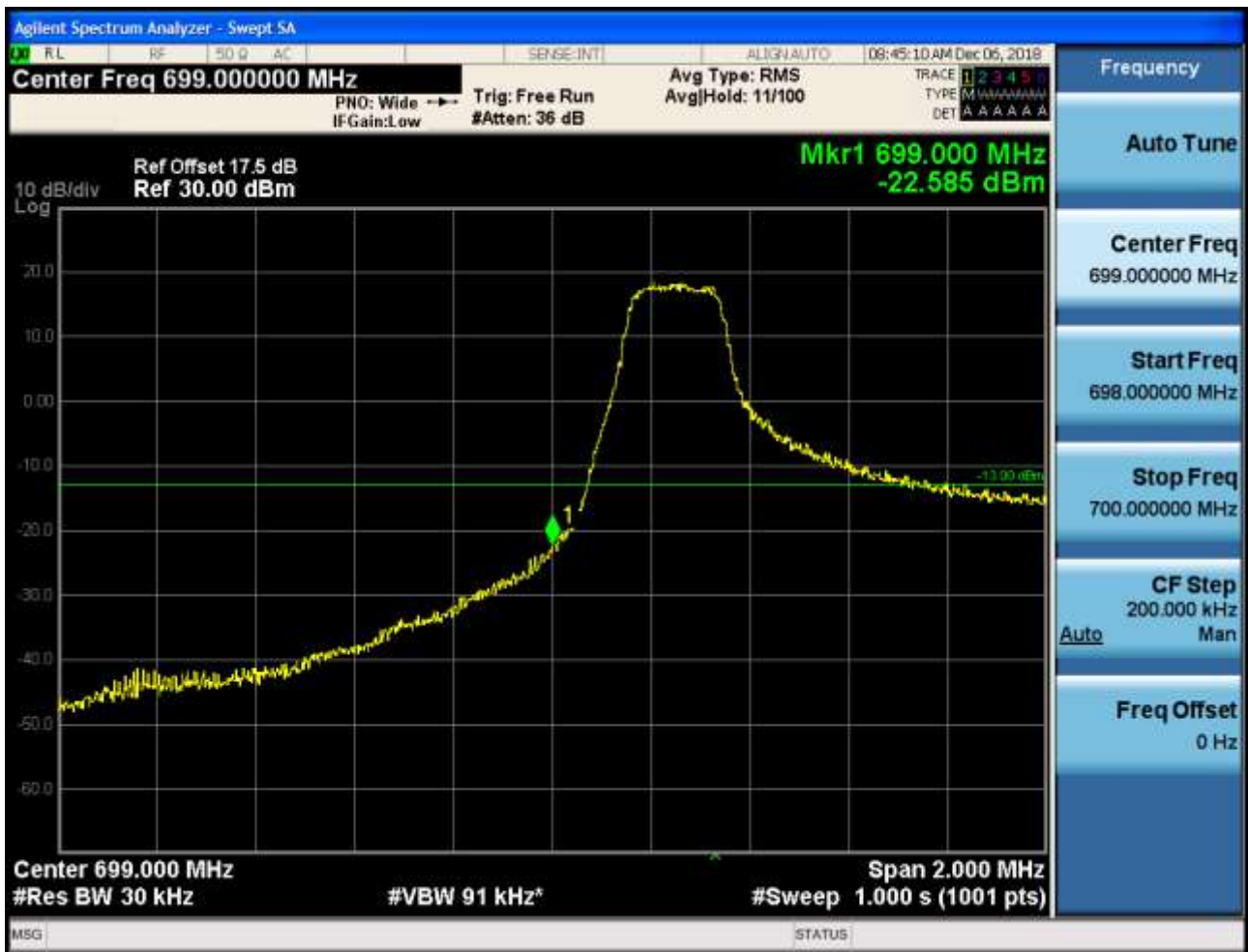


5.1.1.2 Test Mode = LTE/TM2

5.1.1.2.1 Test Bandwidth = 1.4

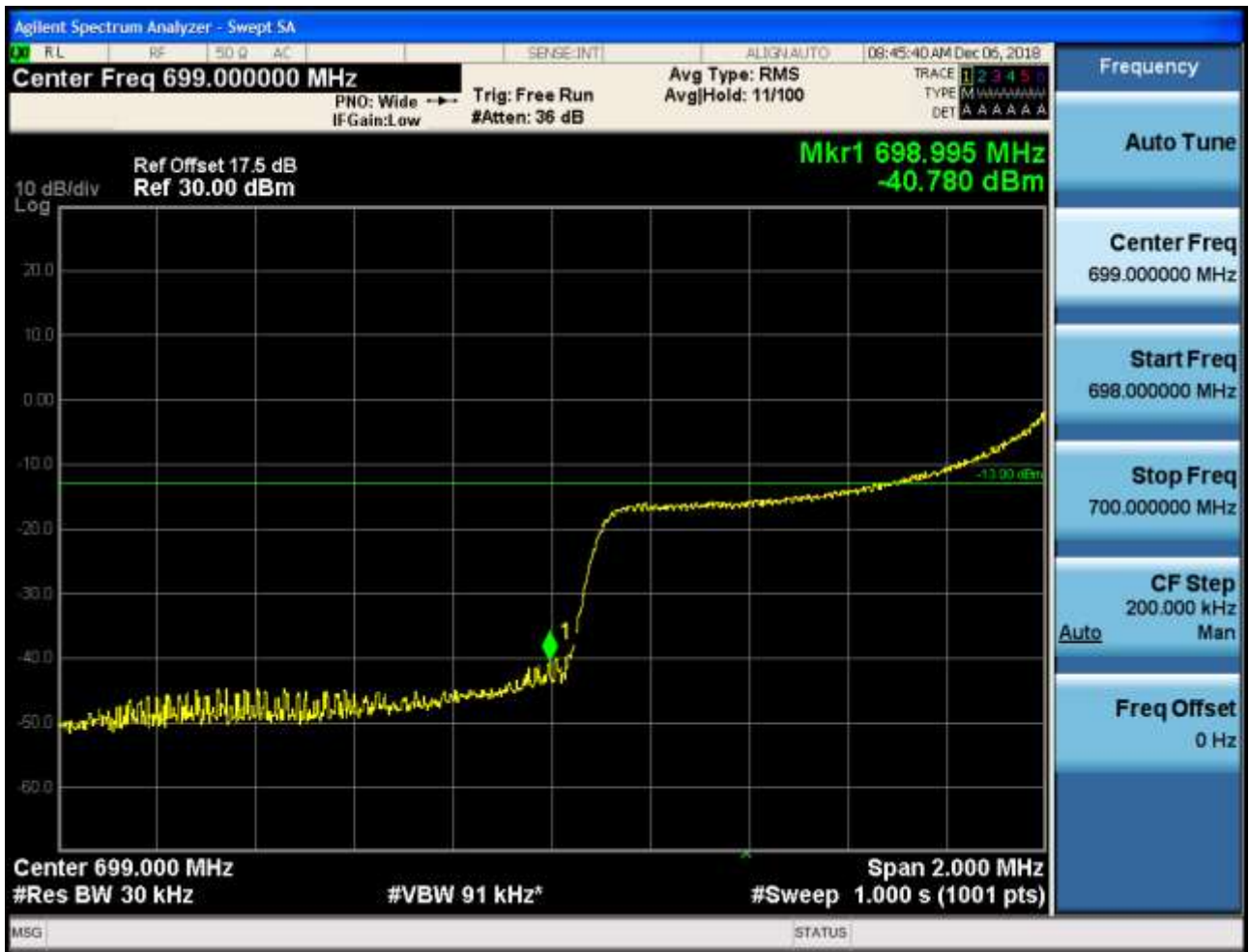
5.1.1.2.1.1 Test Channel = LCH

5.1.1.2.1.1.1 Test RB = RB1#0





5.1.1.2.1.1.2 Test RB = RB1#5



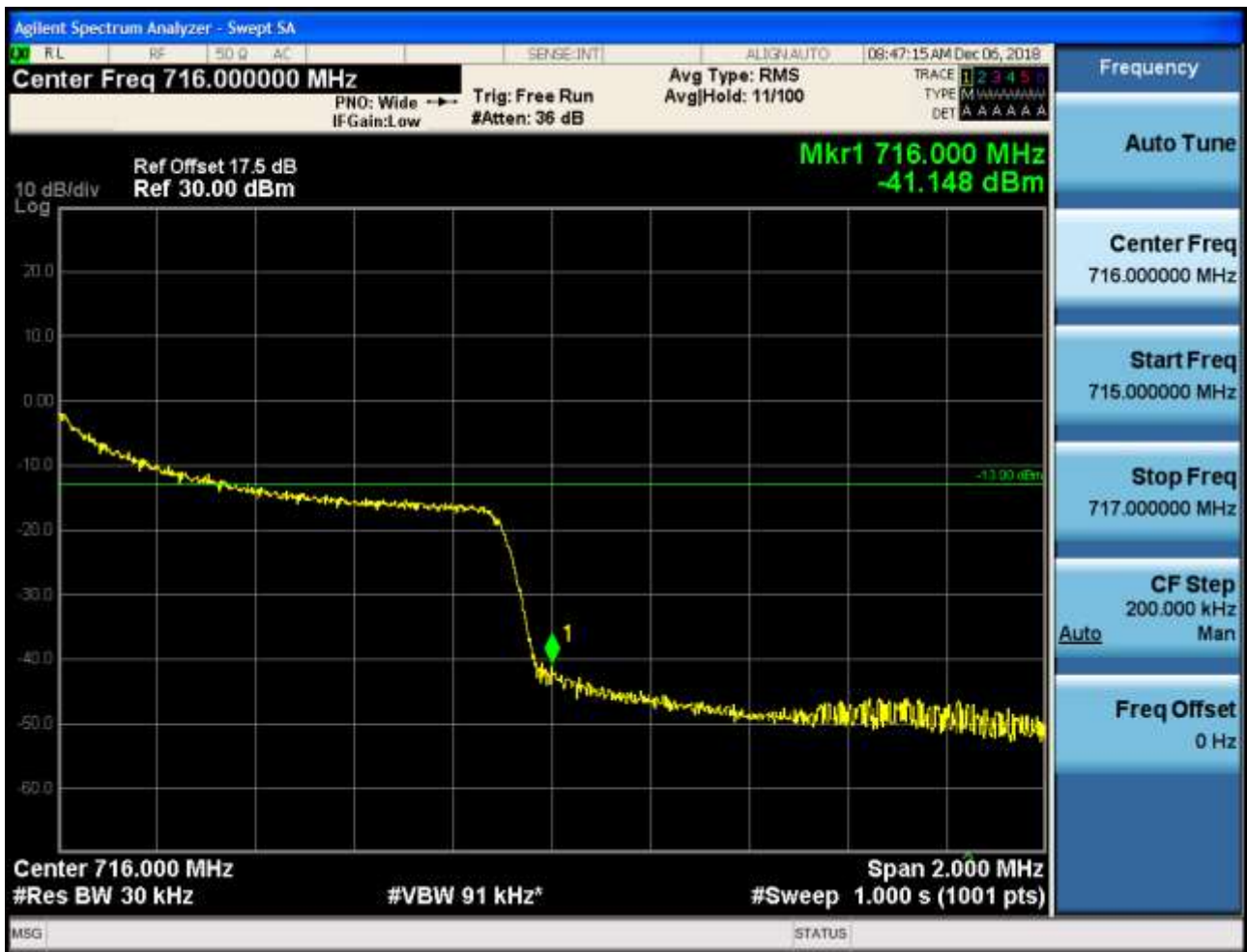


5.1.1.2.1.1.3 Test RB = RB3#2



5.1.1.2.1.2 Test Channel = HCH

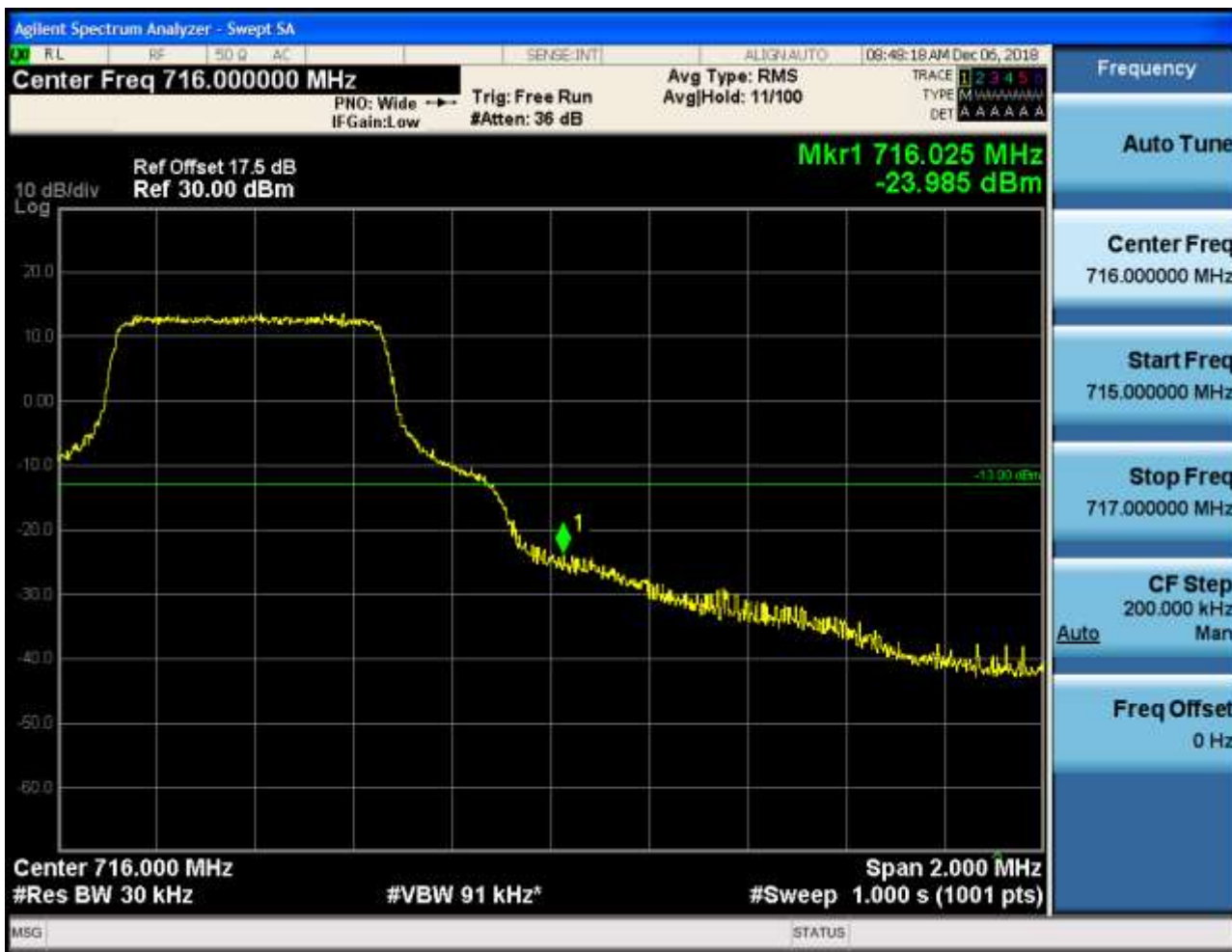
5.1.1.2.1.2.1 Test RB = RB1#0



5.1.1.2.1.2.2 Test RB = RB1#5



5.1.1.2.1.2.3 Test RB = RB3#2



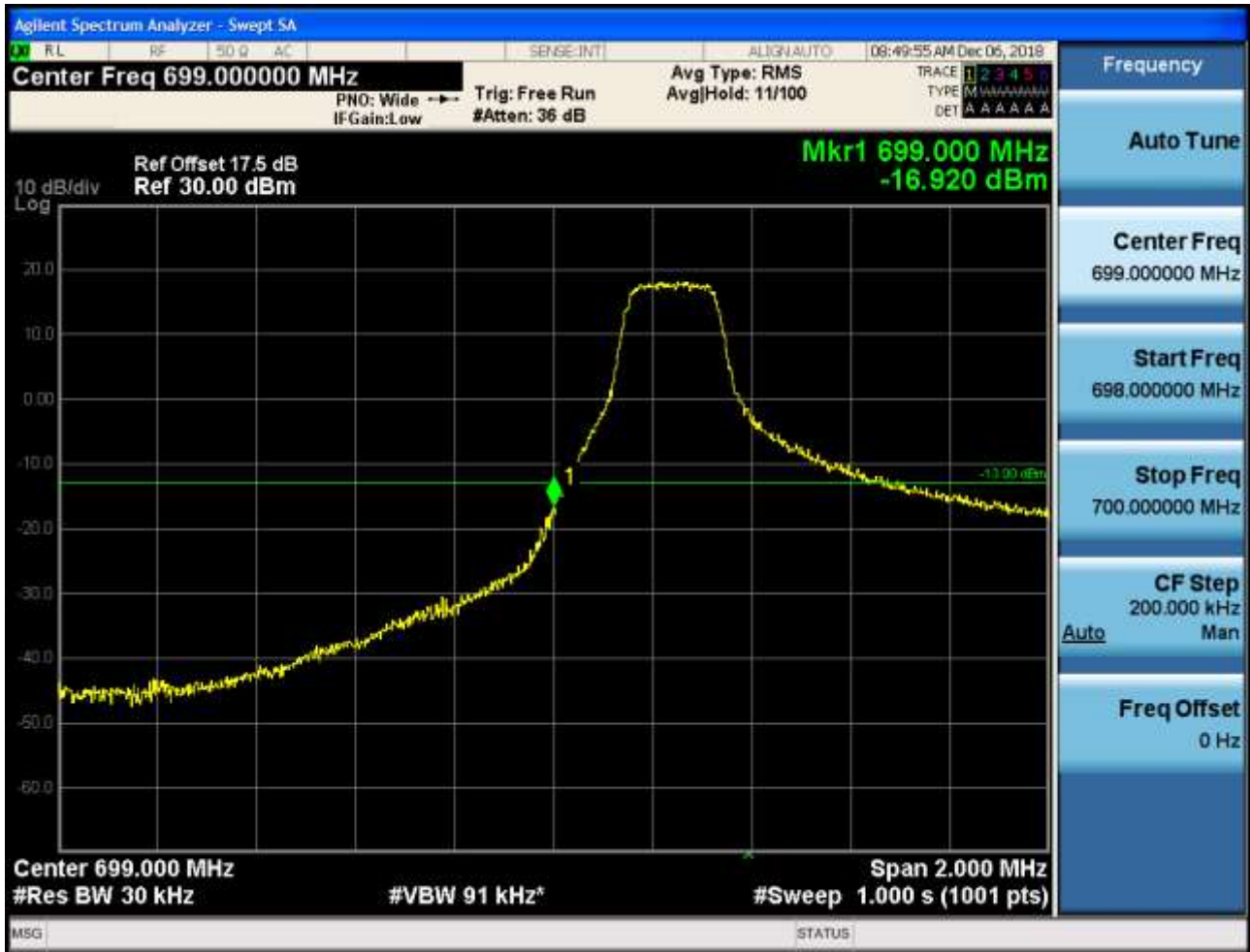
5.1.1.2.1.2.4 Test RB = RB6#0



5.1.1.2.2 Test Bandwidth = 3

5.1.1.2.2.1 Test Channel = LCH

5.1.1.2.2.1.1 Test RB = RB1#0



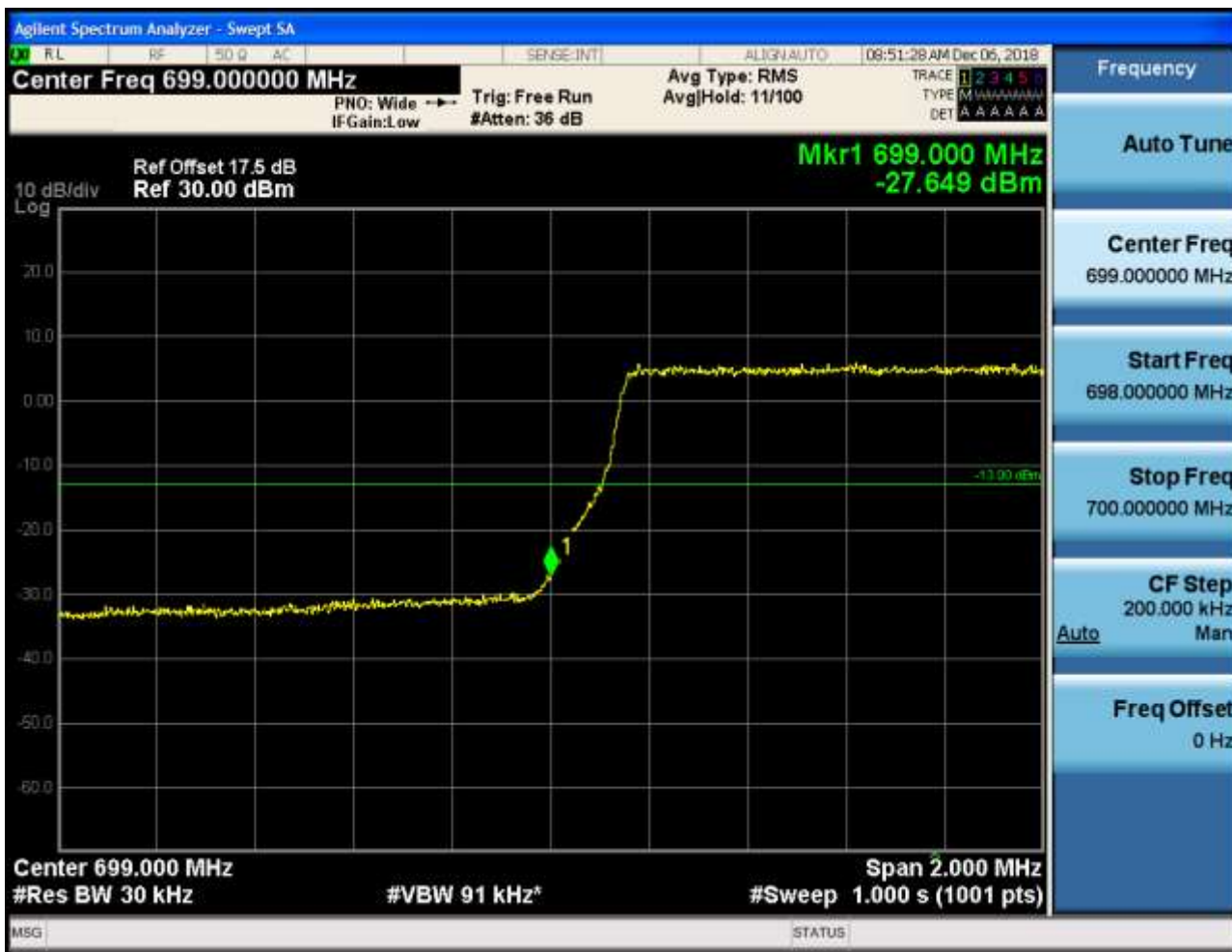


5.1.1.2.2.1.2 Test RB = RB1#14



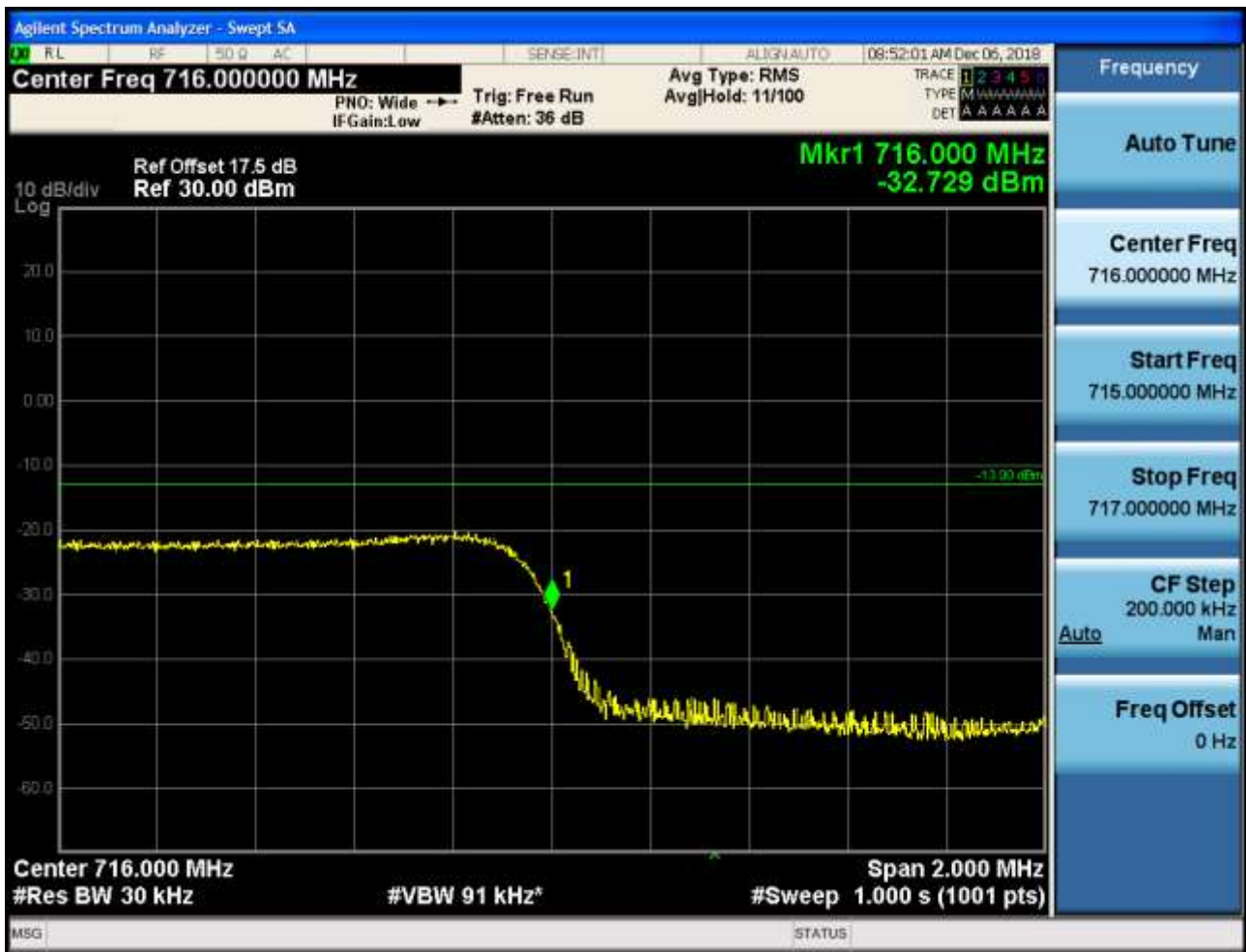


5.1.1.2.2.1.4 Test RB = RB15#0



5.1.1.2.2 Test Channel = HCH

5.1.1.2.2.1 Test RB = RB1#0





5.1.1.2.2.3 Test RB = RB8#4





5.1.1.2.2.4 Test RB = RB15#0



5.1.1.2.3 Test Bandwidth = 5

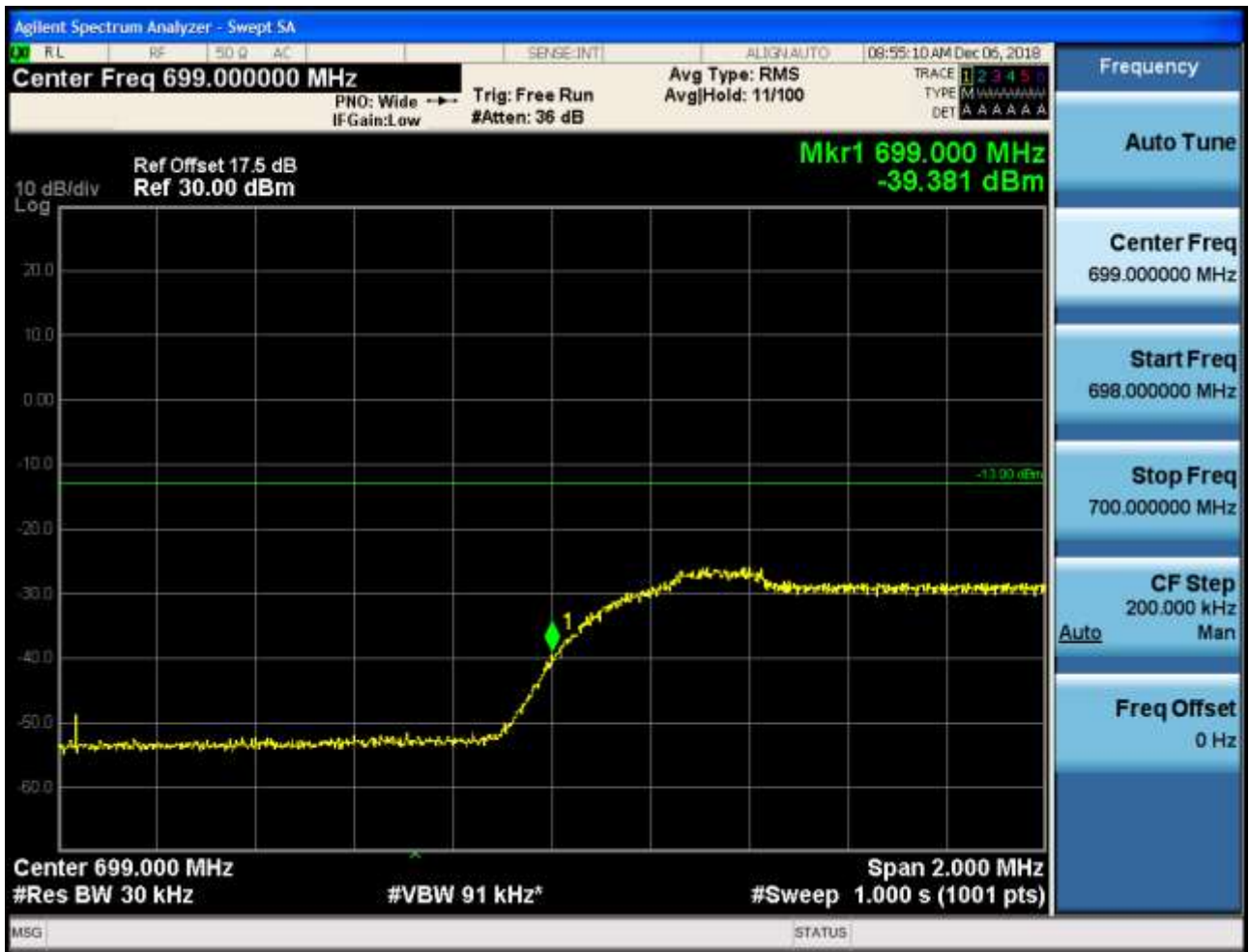
5.1.1.2.3.1 Test Channel = LCH

5.1.1.2.3.1.1 Test RB = RB1#0





5.1.1.2.3.1.2 Test RB = RB1#24





5.1.1.2.3.1.3 Test RB = RB12#6





5.1.1.2.3.1.4 Test RB = RB25#0



5.1.1.2.3.2 Test Channel = HCH

5.1.1.2.3.2.1 Test RB = RB1#0



5.1.1.2.3.2.2 Test RB = RB1#24





5.1.1.2.3.2.3 Test RB = RB12#6





5.1.1.2.3.2.4 Test RB = RB25#0



5.1.1.2.4 Test Bandwidth = 10

5.1.1.2.4.1 Test Channel = LCH

5.1.1.2.4.1.1 Test RB = RB1#0





5.1.1.2.4.1.2 Test RB = RB1#49



5.1.1.2.4.1.3 Test RB = RB25#13





5.1.1.2.4.1.4 Test RB = RB50#0

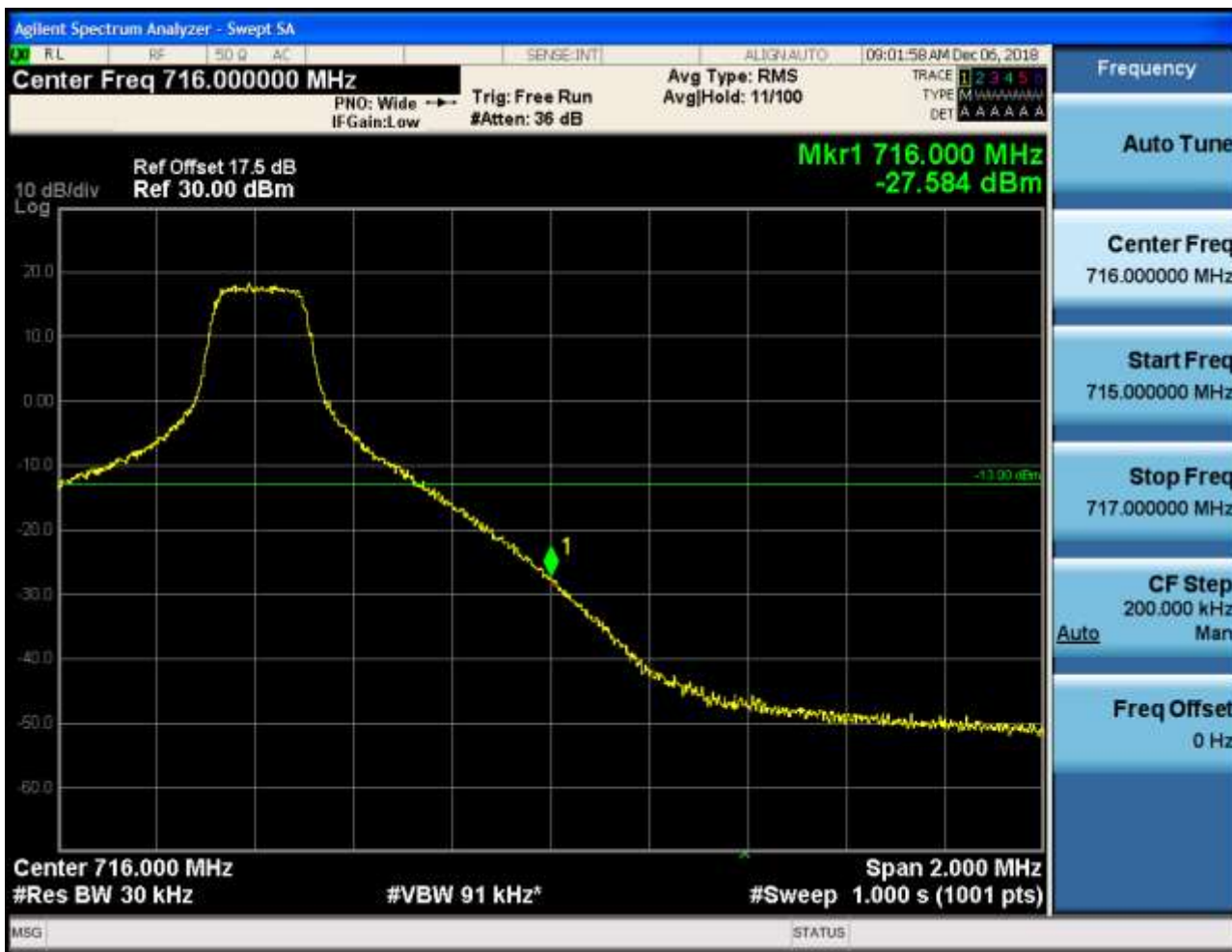


5.1.1.2.4.2 Test Channel = HCH

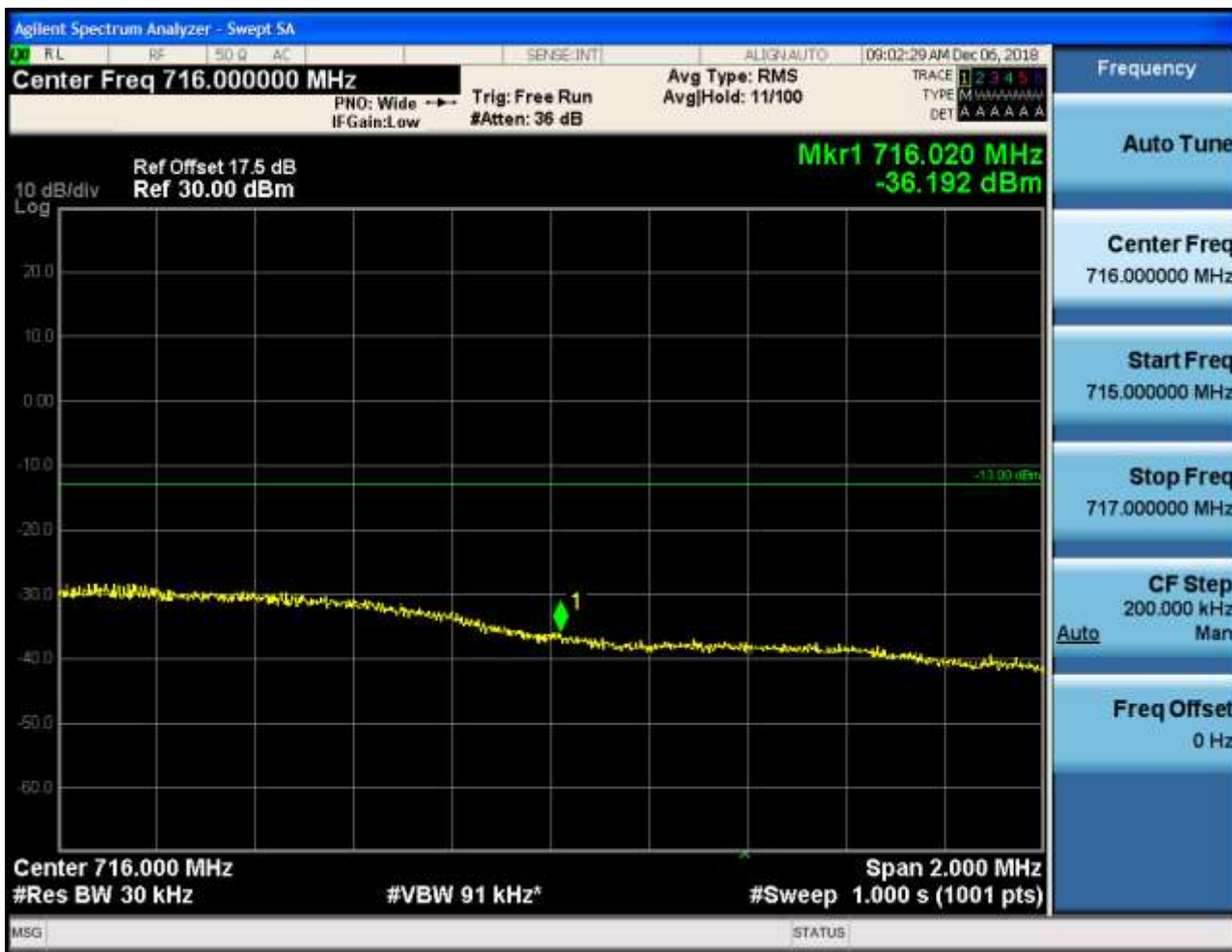
5.1.1.2.4.2.1 Test RB = RB1#0



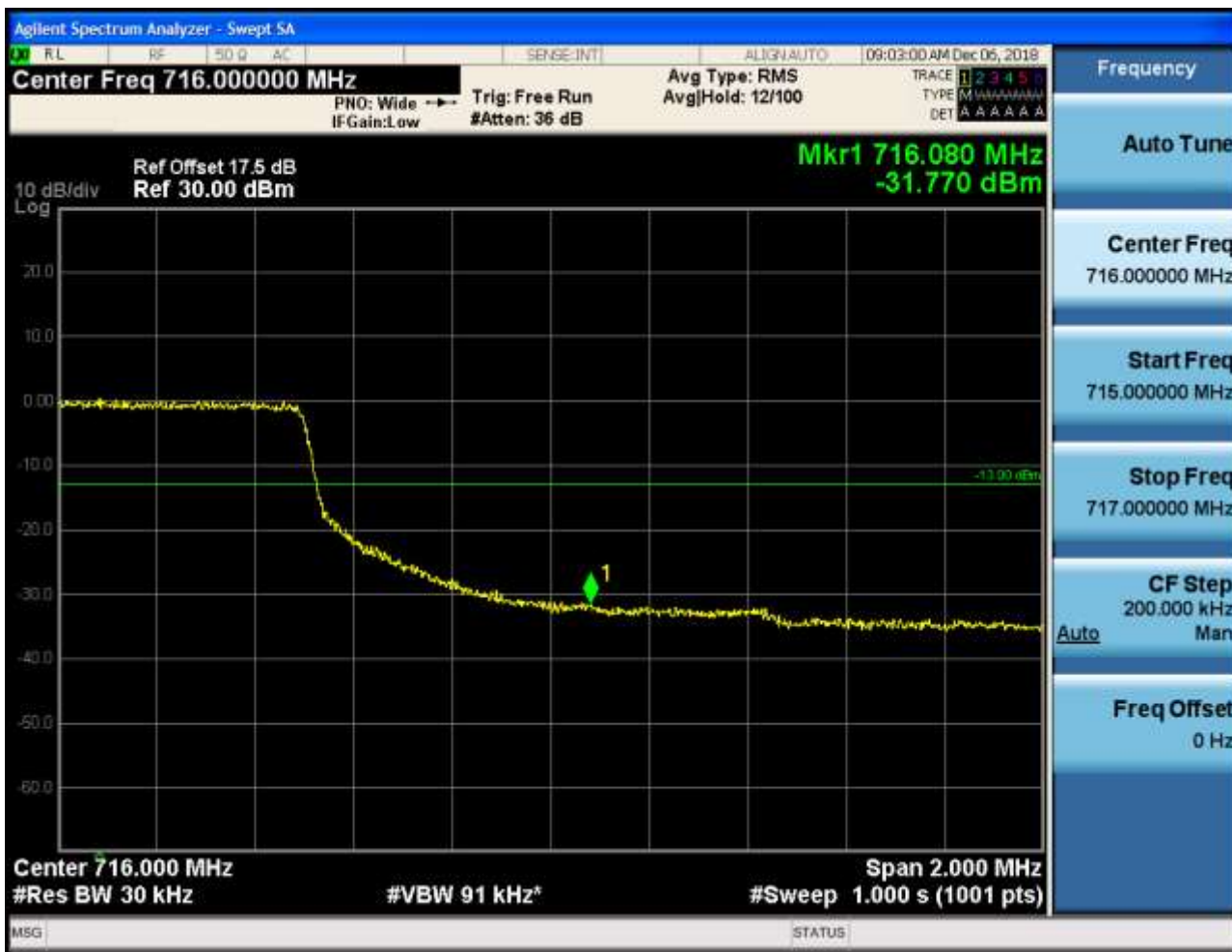
5.1.1.2.4.2.2 Test RB = RB1#49



5.1.1.2.4.2.3 Test RB = RB25#13



5.1.1.2.4.2.4 Test RB = RB50#0



6Appendix_F: Spurious Emission at Antenna Terminal

NOTE: For the averaged unwanted emissions measurements, the measurement points in each sweep is greater than twice the Span/RBW in order to ensure bin-to-bin spacing of $< RBW/2$ so that narrowband signals are not lost between frequency bins. As to the present test item, the "Measurement Points = $k * (Span / RBW)$ " with k between 4 and 5, which results in an acceptable level error of less than 0.5 dB.

Part I - Test Plots

6.1 For LTE

6.1.1 Test Band = Band12

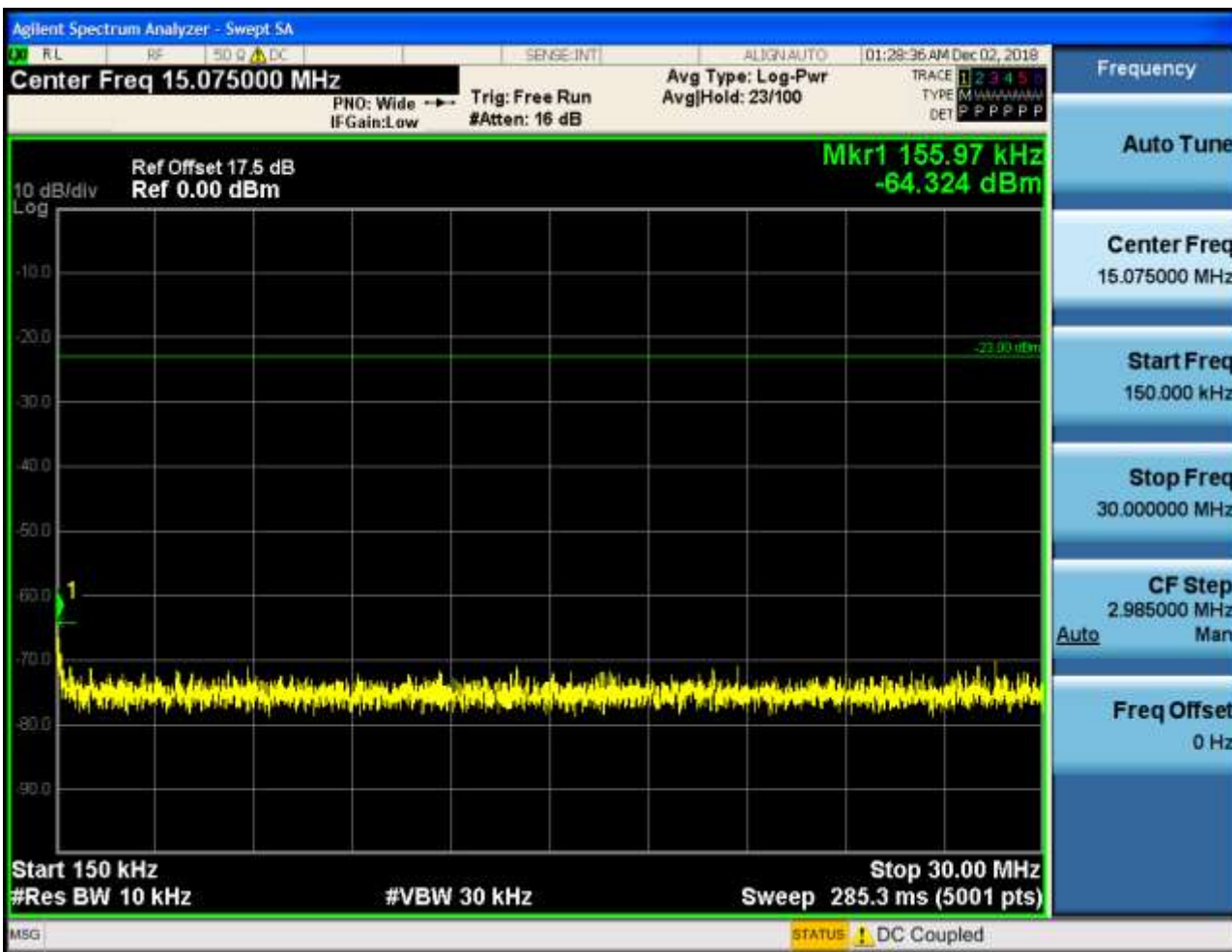
6.1.1.1 Test Mode = LTE/TM1

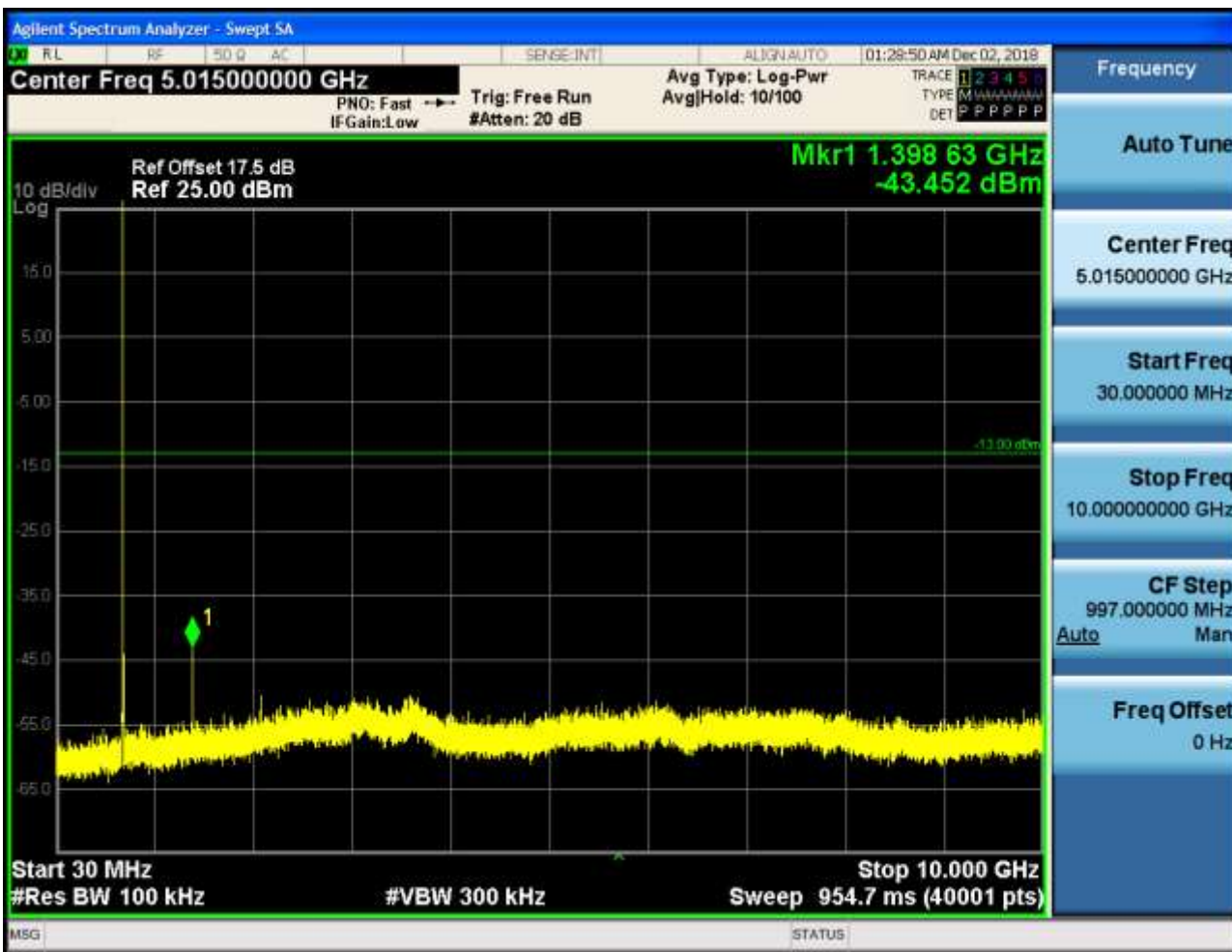
6.1.1.1.1 Test Bandwidth = 1.4

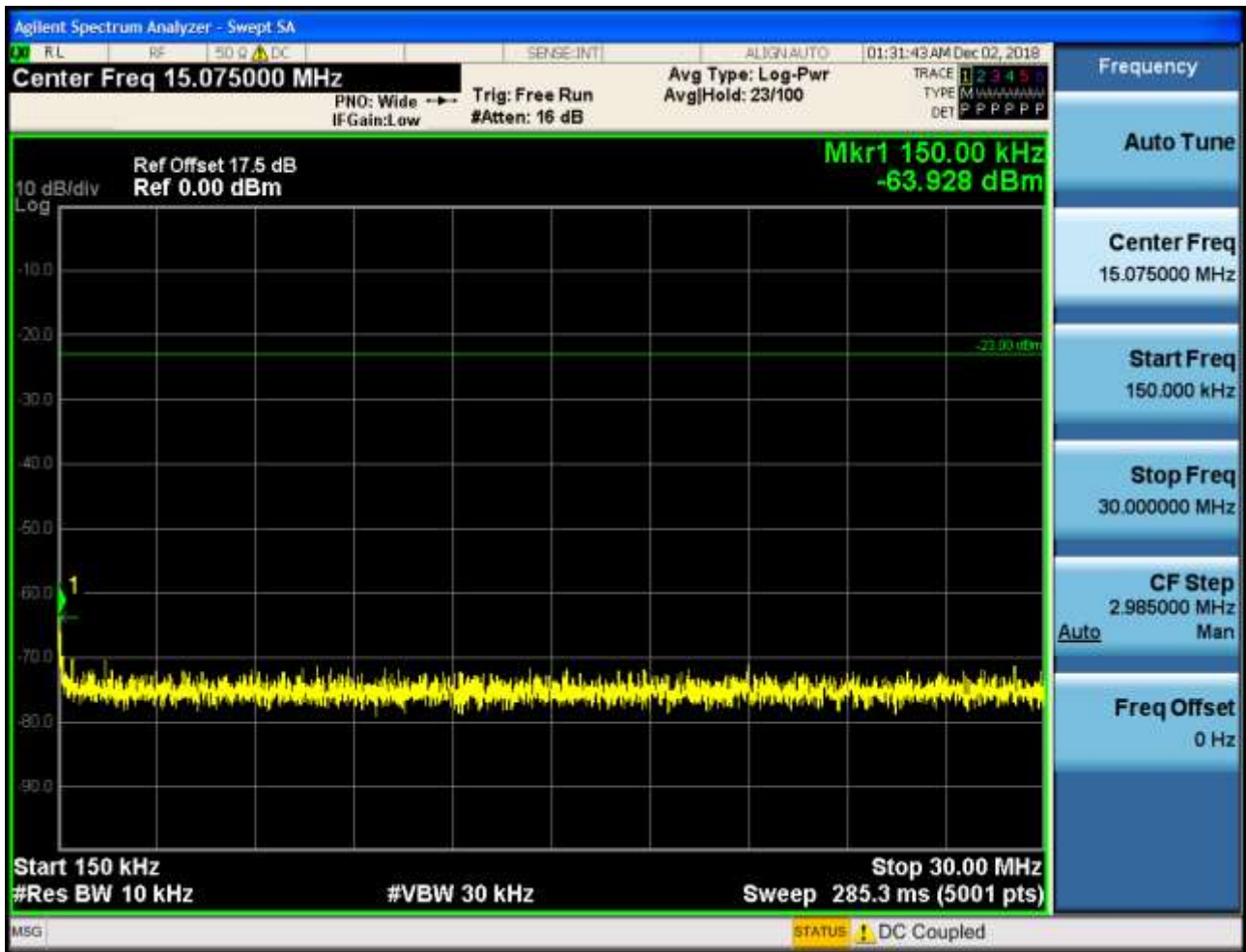
6.1.1.1.1.1 Test Channel = LCH

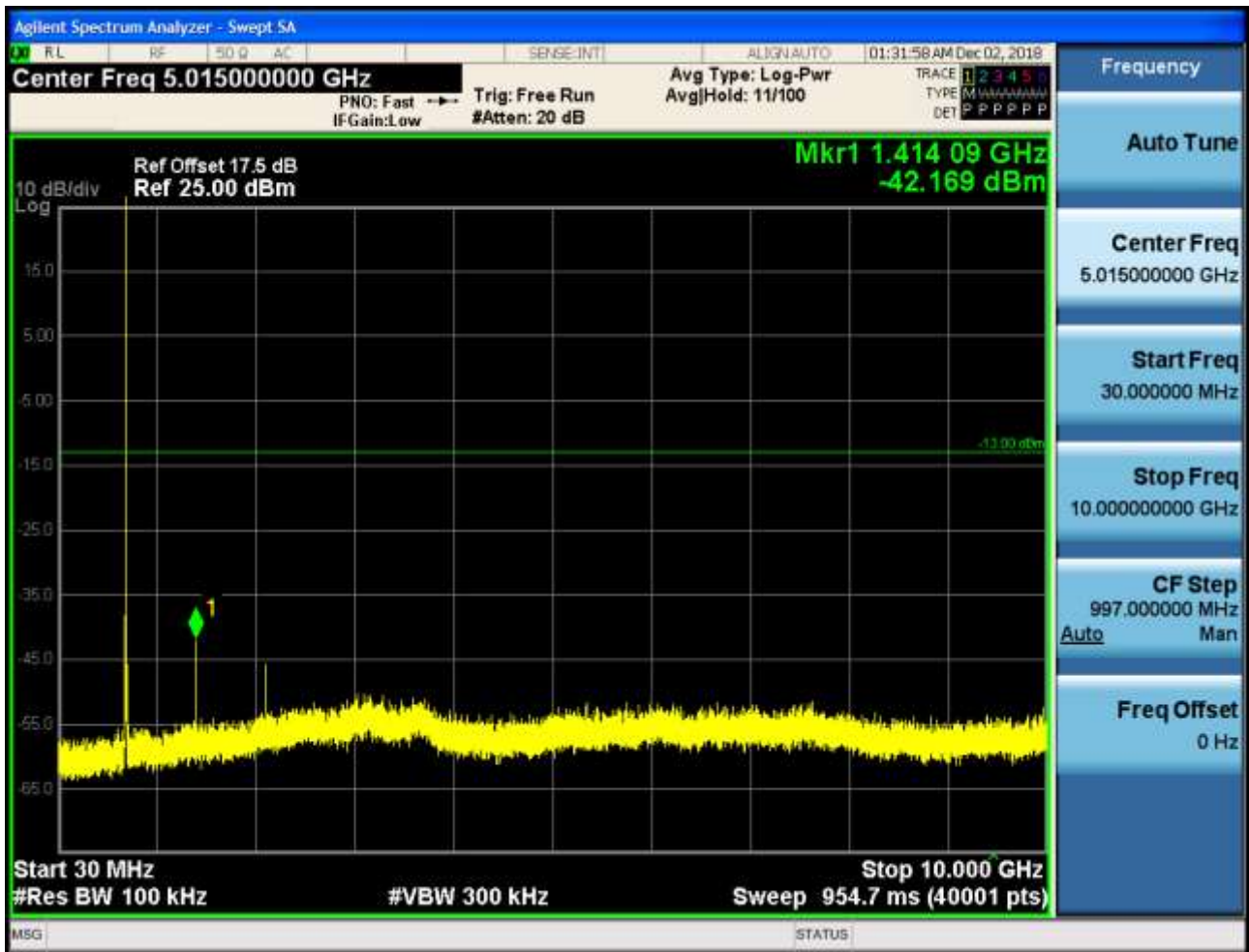
6.1.1.1.1.1.1 Test RB = RB1#0

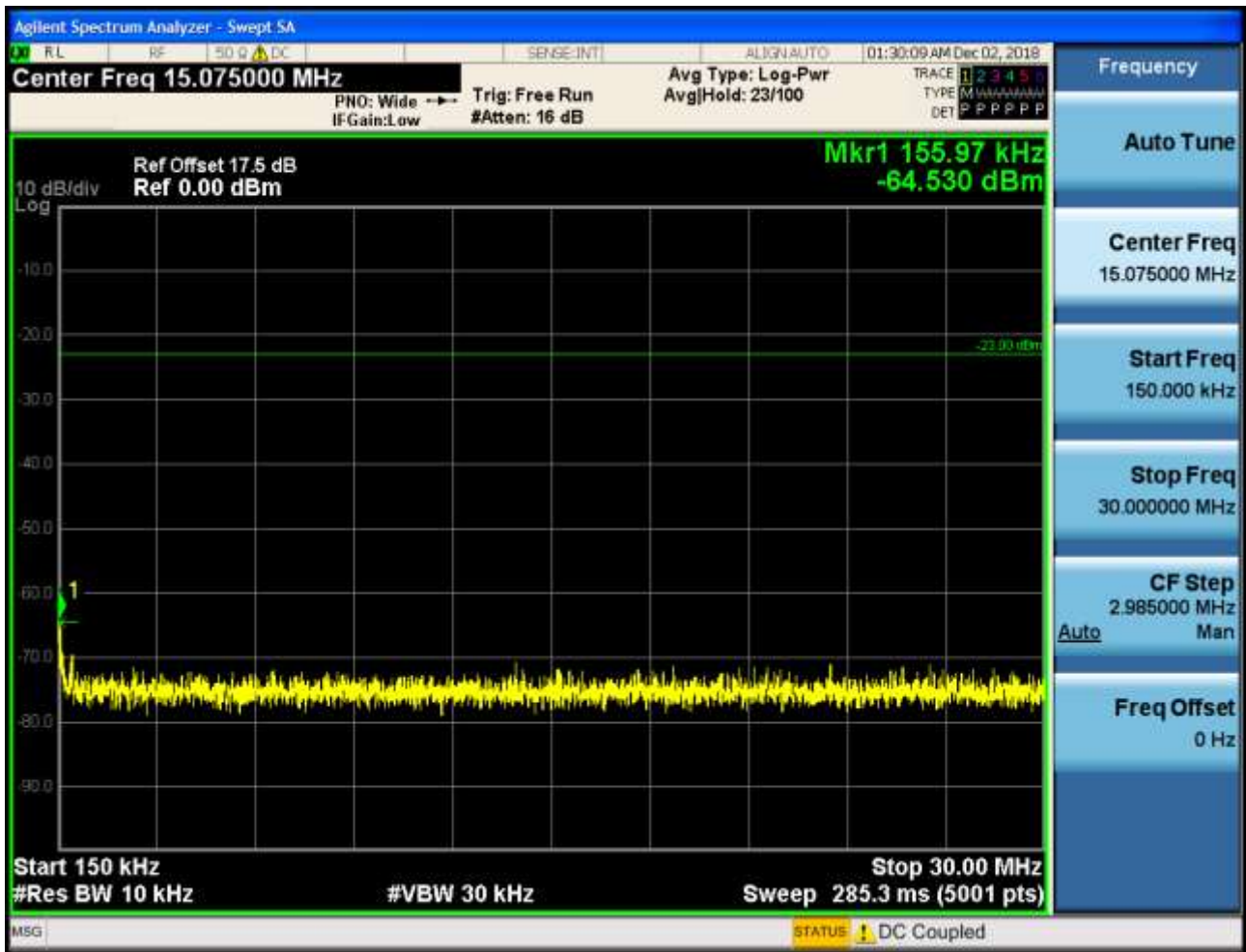


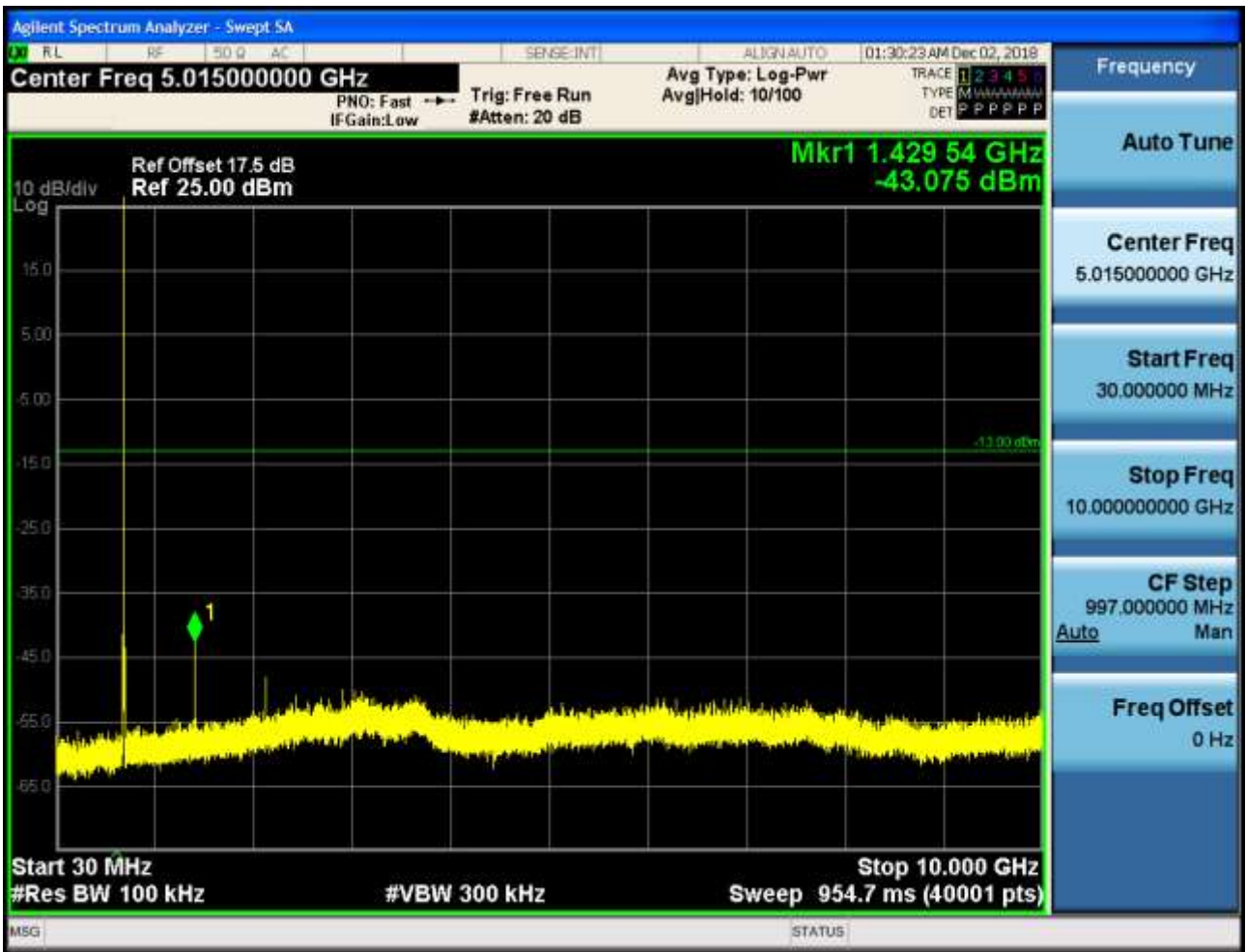










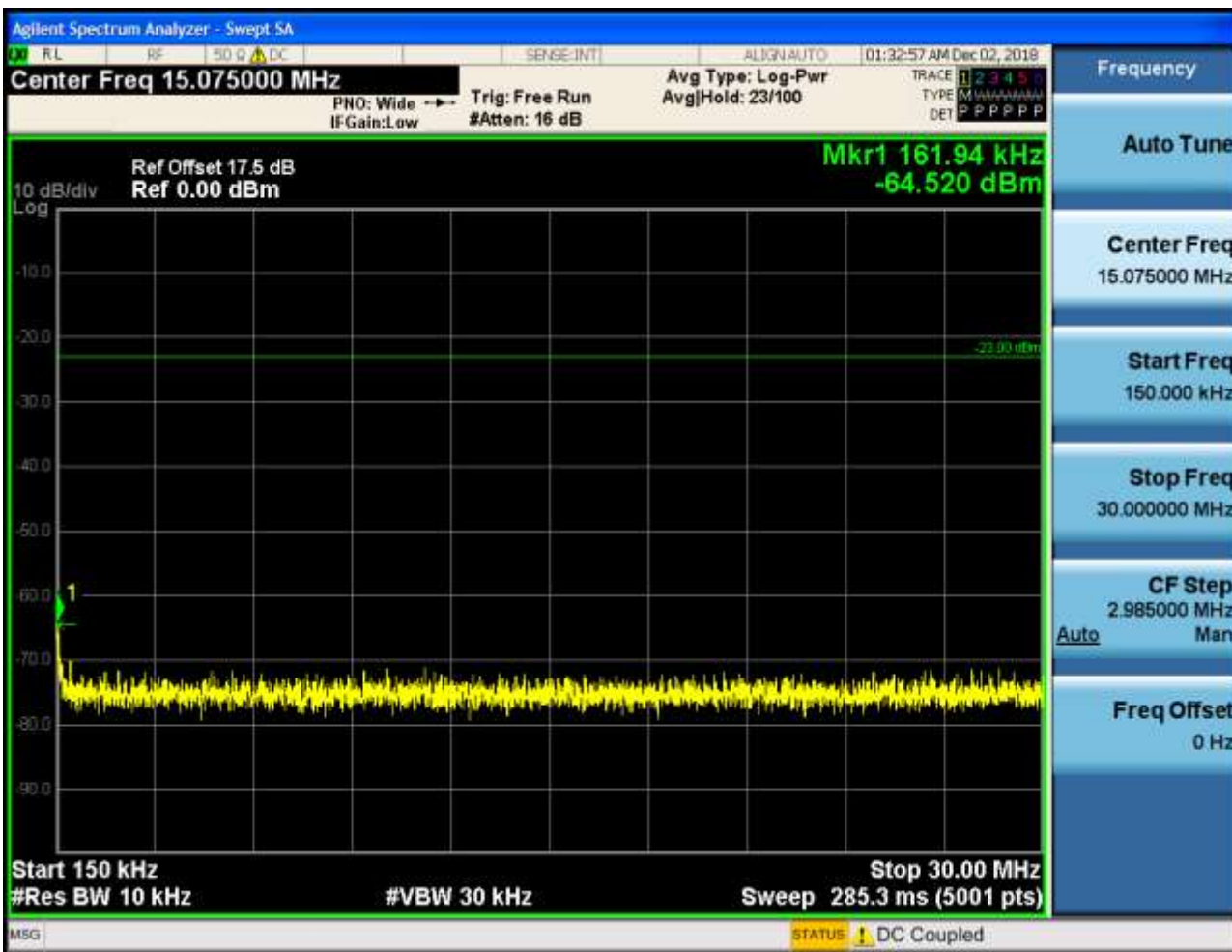


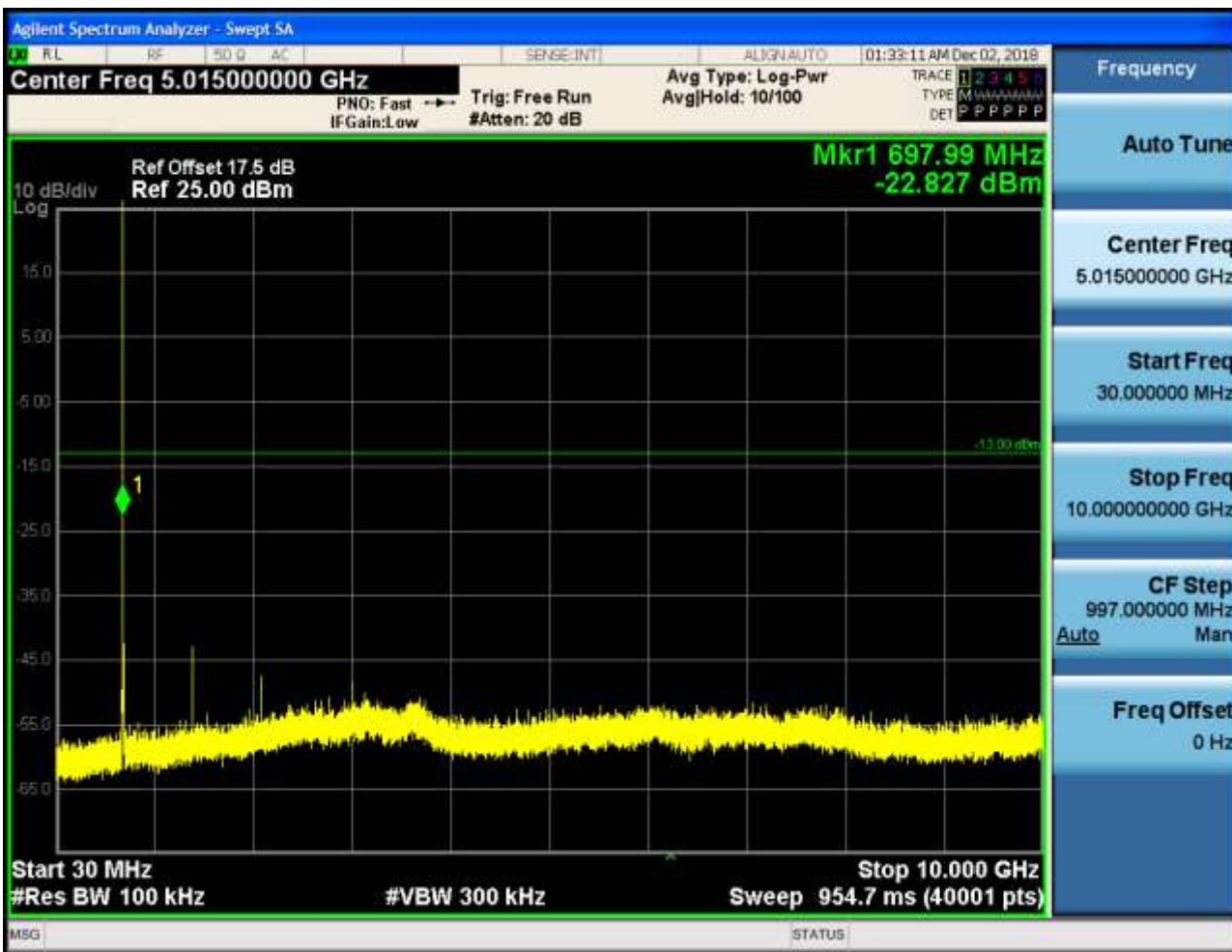
6.2.1.1.2 Test Bandwidth = 3

6.2.1.1.2.1 Test Channel = LCH

6.2.1.1.2.1.1 Test RB = RB1#0



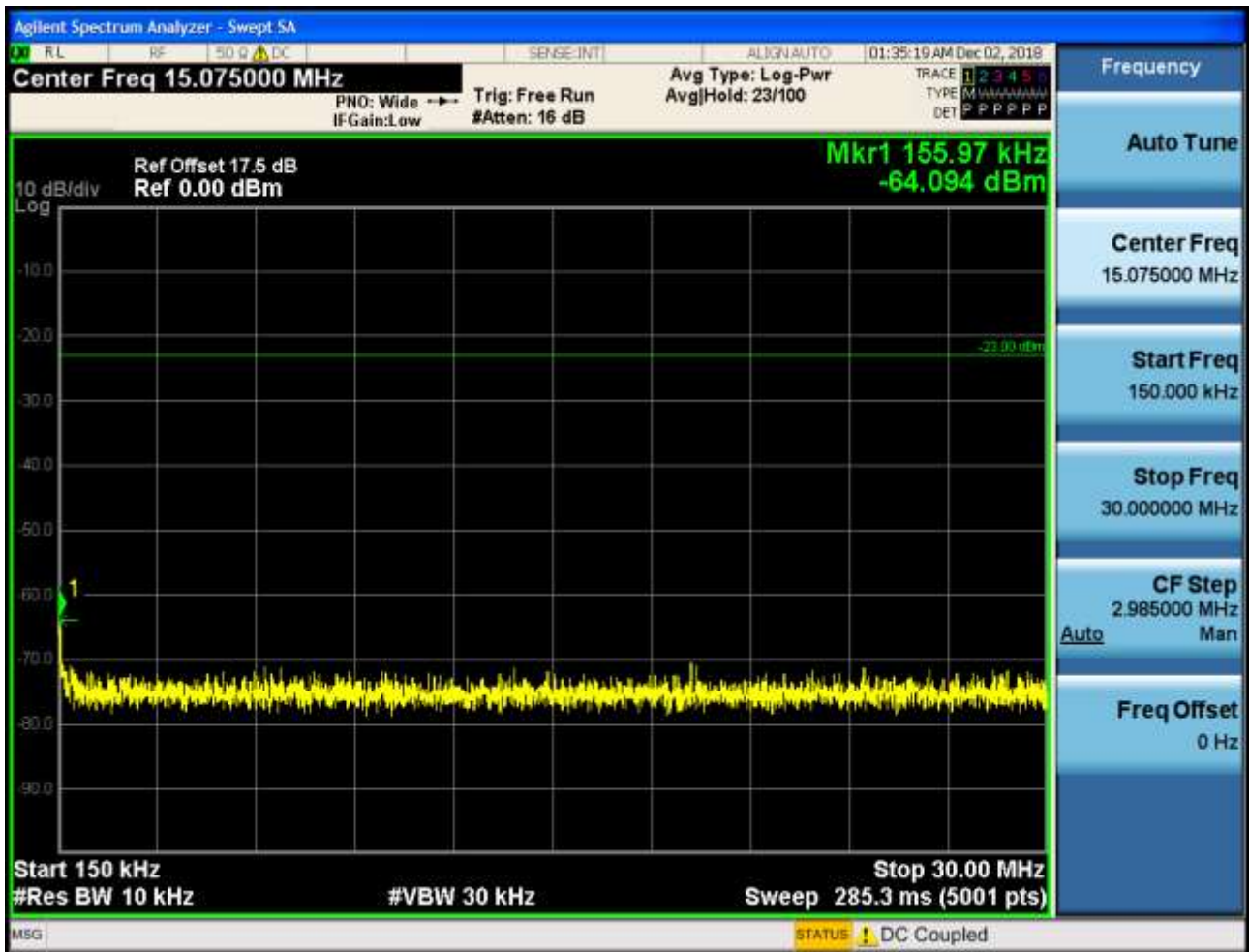


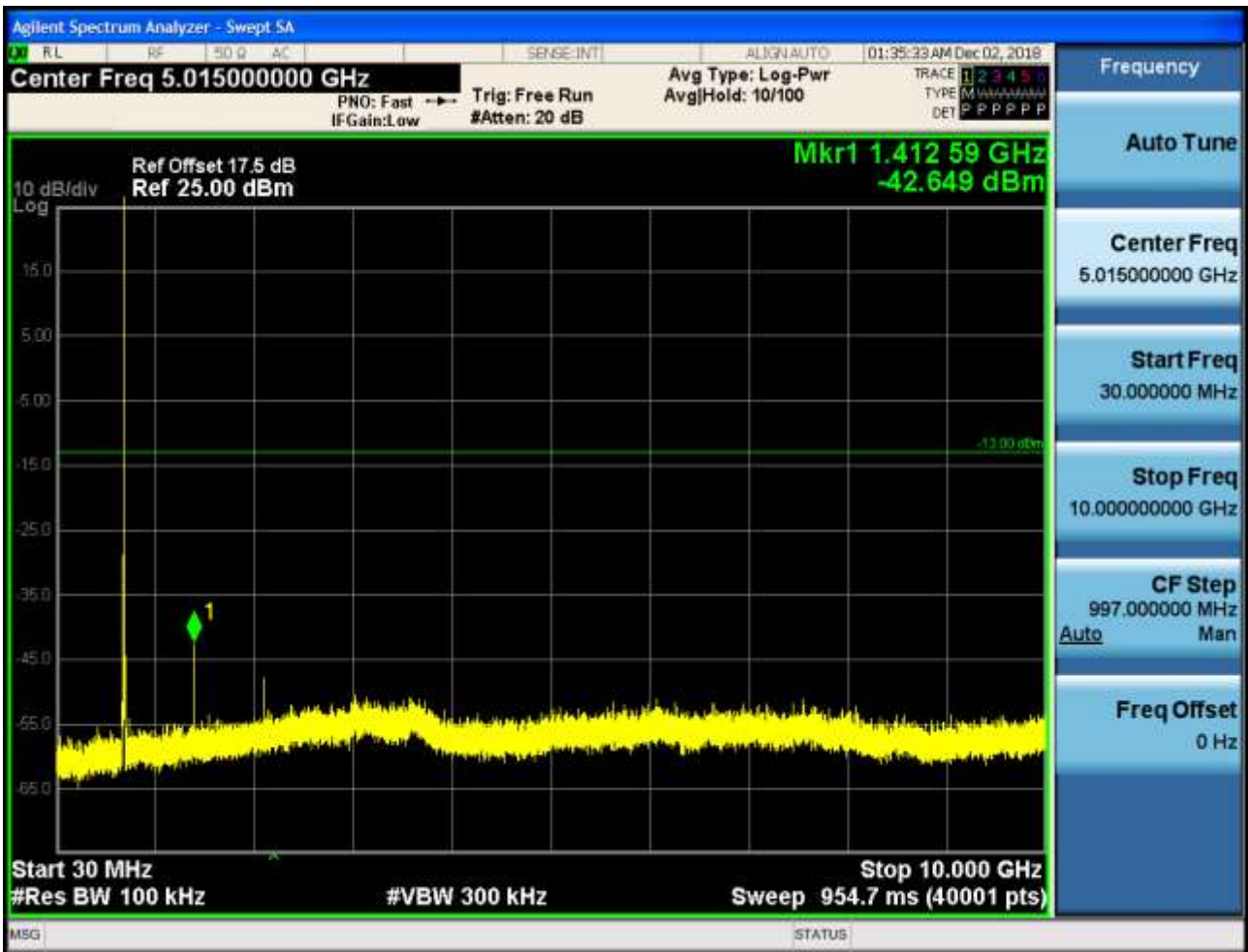


6.2.1.1.2.2 Test Channel = MCH

6.2.1.1.2.2.1 Test RB = RB1#0



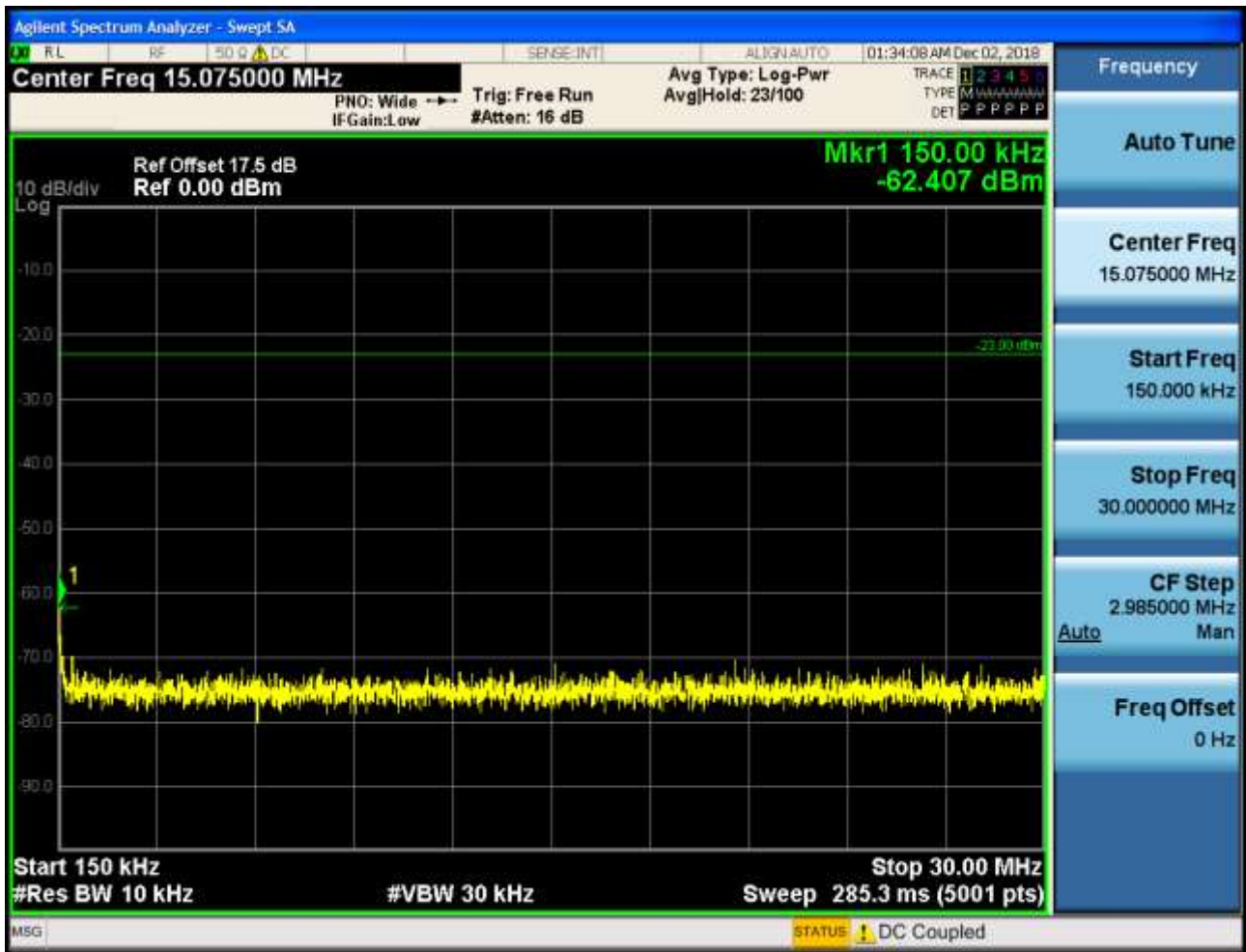


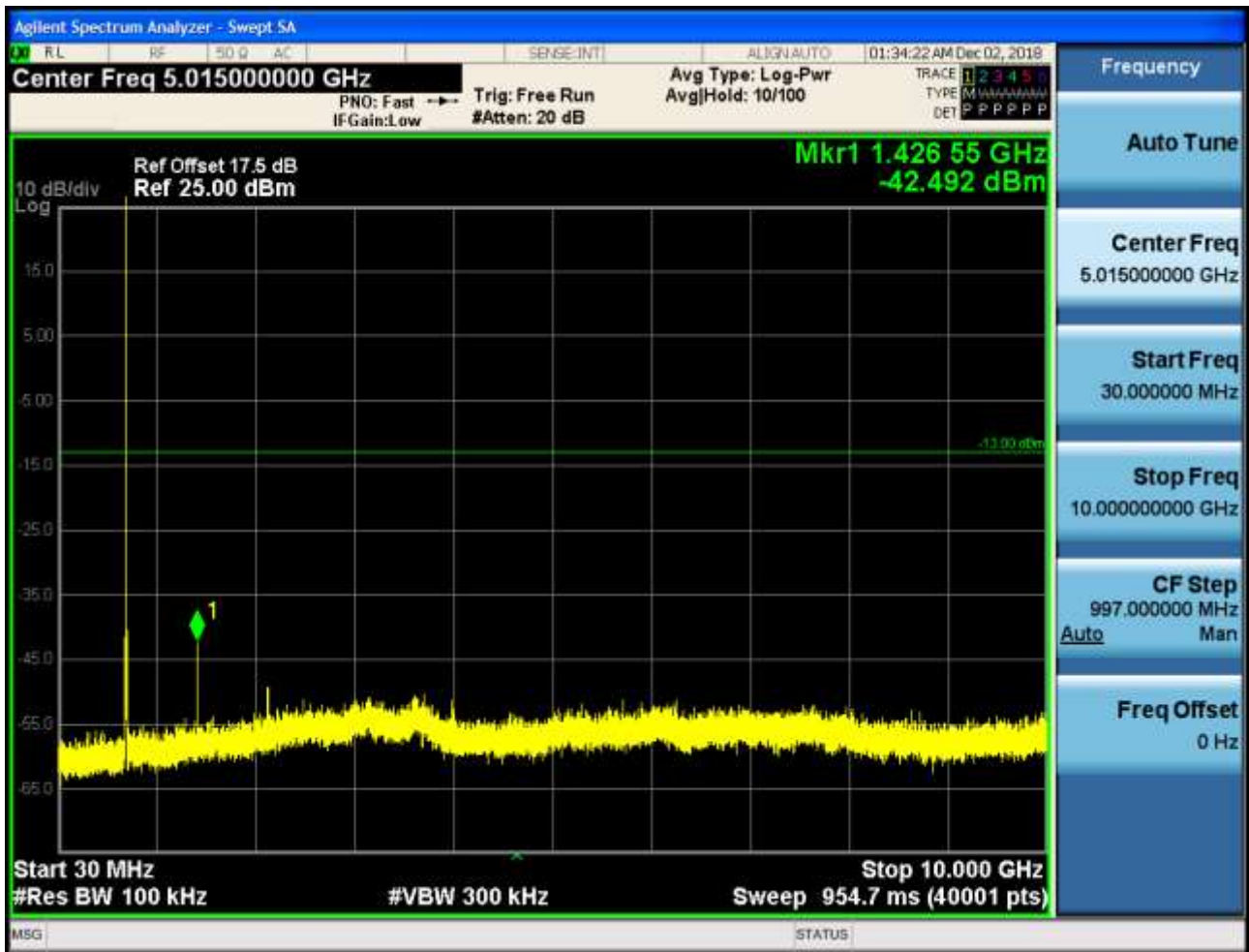


6.2.1.1.2.3 Test Channel = HCH

6.2.1.1.2.3.1 Test RB = RB1#0







6.2.1.1.3 Test Bandwidth = 5

6.2.1.1.3.1 Test Channel = LCH

6.2.1.1.3.1.1 Test RB = RB1#0

