



Appendix for test report

1Appendix_A: Effective (Isotropic) Radiated Power Output Data

Part I - Test Results

Test Band(LTE)	Test Mode	Test Bandwidth	Test Channel	Test RB	Measured[dBm]	ERP [dBm]	Limit [dBm]	Verdict
Band5	LTE/TM 1	1.4	LCH	RB1#0	24.52	18.84	38.5	PASS
				RB1#3	24.18	18.50	38.5	PASS
				RB1#5	24.49	18.81	38.5	PASS
				RB3#0	24.28	18.60	38.5	PASS
				RB3#2	24.12	18.44	38.5	PASS
				RB3#3	24.23	18.55	38.5	PASS
				RB6#0	23.23	17.55	38.5	PASS
			MCH	RB1#0	24.21	18.53	38.5	PASS
				RB1#3	24.10	18.42	38.5	PASS
				RB1#5	24.28	18.60	38.5	PASS
				RB3#0	24.14	18.46	38.5	PASS
				RB3#2	24.27	18.59	38.5	PASS
				RB3#3	24.32	18.64	38.5	PASS
				RB6#0	23.24	17.56	38.5	PASS

Test Band(LTE)	Test Mode	Test Bandwidth	Test Channel	Test RB	Measured[dBm]	ERP [dBm]	Limit [dBm]	Verdict
			HCH	RB1#0	24.57	18.89	38.5	PASS
				RB1#3	24.08	18.40	38.5	PASS
				RB1#5	24.40	18.72	38.5	PASS
				RB3#0	24.36	18.68	38.5	PASS
				RB3#2	24.15	18.47	38.5	PASS
				RB3#3	24.18	18.50	38.5	PASS
				RB6#0	23.25	17.57	38.5	PASS
		3	LCH	RB1#0	24.29	18.61	38.5	PASS
				RB1#7	23.78	18.10	38.5	PASS
				RB1#14	24.42	18.74	38.5	PASS
				RB8#0	23.43	17.75	38.5	PASS
				RB8#4	23.35	17.67	38.5	PASS
				RB8#7	23.39	17.71	38.5	PASS
				RB15#0	23.42	17.74	38.5	PASS
		MCH	RB1#0	24.25	18.57	38.5	PASS	
			RB1#7	23.73	18.05	38.5	PASS	
			RB1#14	24.25	18.57	38.5	PASS	



Test Band(LTE)	Test Mode	Test Bandwidth	Test Channel	Test RB	Measured[dBm]	ERP [dBm]	Limit [dBm]	Verdict	
				RB8#0	23.29	17.61	38.5	PASS	
				RB8#4	23.23	17.55	38.5	PASS	
				RB8#7	23.24	17.56	38.5	PASS	
				RB15#0	23.26	17.58	38.5	PASS	
			HCH	RB1#0	24.52	18.84	38.5	PASS	
				RB1#7	24.10	18.42	38.5	PASS	
				RB1#14	24.36	18.68	38.5	PASS	
				RB8#0	23.16	17.48	38.5	PASS	
				RB8#4	23.20	17.52	38.5	PASS	
				RB8#7	23.02	17.34	38.5	PASS	
				RB15#0	23.17	17.49	38.5	PASS	
				5	LCH	RB1#0	24.26	18.58	38.5
			RB1#13			24.34	18.66	38.5	PASS
			RB1#24			24.30	18.62	38.5	PASS
		RB12#0	23.35			17.67	38.5	PASS	
		RB12#6	23.32			17.64	38.5	PASS	
		RB12#1	23.28			17.60	38.5	PASS	



Test Band(LTE)	Test Mode	Test Bandwidth	Test Channel	Test RB	Measured[dBm]	ERP [dBm]	Limit [dBm]	Verdict
				3				
				RB25#0	23.28	17.60	38.5	PASS
			MCH	RB1#0	24.29	18.61	38.5	PASS
				RB1#13	24.31	18.63	38.5	PASS
				RB1#24	24.30	18.62	38.5	PASS
				RB12#0	23.33	17.65	38.5	PASS
				RB12#6	23.35	17.67	38.5	PASS
				RB12#13	23.42	17.74	38.5	PASS
				RB25#0	23.35	17.67	38.5	PASS
				HCH	RB1#0	24.51	18.83	38.5
			RB1#13		24.46	18.78	38.5	PASS
			RB1#24		24.14	18.46	38.5	PASS
			RB12#0		23.24	17.56	38.5	PASS
			RB12#6		23.16	17.48	38.5	PASS
			RB12#13		23.18	17.50	38.5	PASS
			RB25#0		23.14	17.46	38.5	PASS

Test Band(LTE)	Test Mode	Test Bandwidth	Test Channel	Test RB	Measured[dBm]	ERP [dBm]	Limit [dBm]	Verdict
		10	LCH	RB1#0	24.35	18.67	38.5	PASS
				RB1#25	24.12	18.44	38.5	PASS
				RB1#49	24.36	18.68	38.5	PASS
				RB25#0	23.34	17.66	38.5	PASS
				RB25#13	23.25	17.57	38.5	PASS
				RB25#25	23.51	17.83	38.5	PASS
				RB50#0	23.26	17.58	38.5	PASS
			MCH	RB1#0	24.40	18.72	38.5	PASS
				RB1#25	24.08	18.40	38.5	PASS
				RB1#49	24.38	18.70	38.5	PASS
				RB25#0	23.26	17.58	38.5	PASS
				RB25#13	23.20	17.52	38.5	PASS
				RB25#25	23.30	17.62	38.5	PASS
			HCH	RB50#0	23.28	17.60	38.5	PASS
HCH	RB1#0	24.21	18.53	38.5	PASS			

Test Band(LTE)	Test Mode	Test Bandwidth	Test Channel	Test RB	Measured[dBm]	ERP [dBm]	Limit [dBm]	Verdict	
				RB1#25	23.94	18.26	38.5	PASS	
				RB1#49	24.20	18.52	38.5	PASS	
				RB25#0	23.17	17.49	38.5	PASS	
				RB25#13	23.18	17.50	38.5	PASS	
				RB25#25	23.47	17.79	38.5	PASS	
				RB50#0	23.19	17.51	38.5	PASS	
	LTE/TM 2	1.4		LCH	RB1#0	23.70	18.02	38.5	PASS
					RB1#3	23.30	17.62	38.5	PASS
					RB1#5	23.61	17.93	38.5	PASS
					RB3#0	23.57	17.89	38.5	PASS
					RB3#2	23.33	17.65	38.5	PASS
					RB3#3	23.25	17.57	38.5	PASS
				MCH	RB6#0	22.28	16.60	38.5	PASS
					RB1#0	23.21	17.53	38.5	PASS
					RB1#3	23.27	17.59	38.5	PASS
				RB1#5	23.30	17.62	38.5	PASS	

Test Band(LTE)	Test Mode	Test Bandwidth	Test Channel	Test RB	Measured[dBm]	ERP [dBm]	Limit [dBm]	Verdict	
				RB3#0	23.48	17.80	38.5	PASS	
				RB3#2	23.43	17.75	38.5	PASS	
				RB3#3	23.25	17.57	38.5	PASS	
				RB6#0	22.22	16.54	38.5	PASS	
			HCH	RB1#0	23.48	17.80	38.5	PASS	
				RB1#3	23.18	17.50	38.5	PASS	
				RB1#5	23.65	17.97	38.5	PASS	
				RB3#0	23.48	17.80	38.5	PASS	
				RB3#2	23.18	17.50	38.5	PASS	
				RB3#3	23.27	17.59	38.5	PASS	
				RB6#0	22.30	16.62	38.5	PASS	
				3	LCH	RB1#0	23.73	18.05	38.5
			RB1#7			23.12	17.44	38.5	PASS
			RB1#14			23.62	17.94	38.5	PASS
		RB8#0	22.47			16.79	38.5	PASS	
		RB8#4	22.25			16.57	38.5	PASS	
		RB8#7	22.42			16.74	38.5	PASS	

Test Band(LTE)	Test Mode	Test Bandwidth	Test Channel	Test RB	Measured[dBm]	ERP [dBm]	Limit [dBm]	Verdict		
				RB15#0	22.44	16.76	38.5	PASS		
			MCH	RB1#0	23.36	17.68	38.5	PASS		
				RB1#7	23.23	17.55	38.5	PASS		
				RB1#14	23.64	17.96	38.5	PASS		
				RB8#0	22.29	16.61	38.5	PASS		
				RB8#4	22.29	16.61	38.5	PASS		
				RB8#7	22.29	16.61	38.5	PASS		
				RB15#0	22.29	16.61	38.5	PASS		
			HCH	RB1#0	23.15	17.47	38.5	PASS		
				RB1#7	23.37	17.69	38.5	PASS		
				RB1#14	23.19	17.51	38.5	PASS		
				RB8#0	22.16	16.48	38.5	PASS		
				RB8#4	22.21	16.53	38.5	PASS		
			5	LCH		RB8#7	22.14	16.46	38.5	PASS
						RB15#0	22.21	16.53	38.5	PASS
				5	LCH	RB1#0	23.68	18.00	38.5	PASS
						RB1#13	23.70	18.02	38.5	PASS



Test Band(LTE)	Test Mode	Test Bandwidth	Test Channel	Test RB	Measured[dBm]	ERP [dBm]	Limit [dBm]	Verdict
				RB1#24	23.70	18.02	38.5	PASS
				RB12#0	22.37	16.69	38.5	PASS
				RB12#6	22.43	16.75	38.5	PASS
				RB12#13	22.36	16.68	38.5	PASS
				RB25#0	22.24	16.56	38.5	PASS
			MCH	RB1#0	23.56	17.88	38.5	PASS
				RB1#13	23.58	17.90	38.5	PASS
				RB1#24	23.53	17.85	38.5	PASS
				RB12#0	22.34	16.66	38.5	PASS
				RB12#6	22.41	16.73	38.5	PASS
				RB12#13	22.47	16.79	38.5	PASS
				RB25#0	22.34	16.66	38.5	PASS
			HCH	RB1#0	23.70	18.02	38.5	PASS
				RB1#13	23.70	18.02	38.5	PASS
				RB1#24	23.37	17.69	38.5	PASS
				RB12#0	22.31	16.63	38.5	PASS

Test Band(LTE)	Test Mode	Test Bandwidth	Test Channel	Test RB	Measured[dBm]	ERP [dBm]	Limit [dBm]	Verdict	
				RB12#6	22.21	16.53	38.5	PASS	
				RB12#13	22.18	16.50	38.5	PASS	
				RB25#0	22.12	16.44	38.5	PASS	
			10	LCH	RB1#0	23.66	17.98	38.5	PASS
					RB1#25	23.16	17.48	38.5	PASS
					RB1#49	23.75	18.07	38.5	PASS
		RB25#0			22.30	16.62	38.5	PASS	
		RB25#13			22.25	16.57	38.5	PASS	
		RB25#25			22.51	16.83	38.5	PASS	
		RB50#0			22.22	16.54	38.5	PASS	
		MCH			RB1#0	23.84	18.16	38.5	PASS
					RB1#25	23.28	17.60	38.5	PASS
			RB1#49	23.77	18.09	38.5	PASS		
			RB25#0	22.23	16.55	38.5	PASS		
			RB25#13	22.17	16.49	38.5	PASS		



Test Band(LTE)	Test Mode	Test Bandwidth	Test Channel	Test RB	Measured[dBm]	ERP [dBm]	Limit [dBm]	Verdict
				RB25#25	22.25	16.57	38.5	PASS
				RB50#0	22.25	16.57	38.5	PASS
			HCH	RB1#0	23.46	17.78	38.5	PASS
				RB1#25	23.28	17.60	38.5	PASS
				RB1#49	23.47	17.79	38.5	PASS
				RB25#0	22.15	16.47	38.5	PASS
				RB25#13	22.18	16.50	38.5	PASS
				RB25#25	22.46	16.78	38.5	PASS
				RB50#0	22.18	16.50	38.5	PASS

Note1:

a, For getting the ERP (Efficient Radiated Power) or EIRP (Efficient Isotropic Radiated Power) in substitution method, the following formula should be taken to calculate it,

$$\text{ERP [dBm]} = \text{SGP [dBm]} - \text{Cable Loss [dB]} + \text{Gain [dBd]}$$

$$\text{EIRP [dBm]} = \text{SGP [dBm]} - \text{Cable Loss [dB]} + \text{Gain [dBi]}$$

b, SGP = Signal Generator Level

Note2:

$$\text{SET Span} = 1.5 * \text{OBW}$$

$$\text{SET RBW} = 1\% \text{ of the OBW, not to exceed } 1\text{MHz}$$

$$\text{SET VBW} \geq 3 * \text{RBW}$$

SET Sweep time = auto - couple.

Detector: RMS

2Appendix_B: Peak-to-Average Ratio

Part I - Test Results

Test Band(For LTE)	Test Mode	Test Bandwidth (MHz)	Test Channel	Test RB	Measured[dB]	Limit [dB]	Verdict
Band5	LTE/TM1	1.4	LCH	RB1#0	4.97	13	PASS
				RB1#3	4.67	13	PASS
				RB1#5	4.89	13	PASS
				RB3#0	5.03	13	PASS
				RB3#2	5.14	13	PASS
				RB3#3	5.24	13	PASS
			RB6#0	5.76	13	PASS	
			MCH	RB1#0	0.00	13	PASS
				RB1#3	4.61	13	PASS
				RB1#5	4.32	13	PASS
				RB3#0	4.79	13	PASS
				RB3#2	4.84	13	PASS
		RB3#3		4.71	13	PASS	
		HCH	RB6#0	5.38	13	PASS	
			RB1#0	0.00	13	PASS	
			RB1#3	4.52	13	PASS	
			RB1#5	4.50	13	PASS	
			RB3#0	4.88	13	PASS	
			RB3#2	4.96	13	PASS	
		3	LCH	RB3#3	4.97	13	PASS
				RB6#0	5.36	13	PASS
				RB1#0	4.70	13	PASS
				RB1#7	5.28	13	PASS
				RB1#14	4.93	13	PASS
RB8#0	5.58			13	PASS		
MCH	RB8#4		5.60	13	PASS		
	RB8#7		5.63	13	PASS		
	RB15#0		5.75	13	PASS		
	RB1#0		4.62	13	PASS		
	RB1#7		4.75	13	PASS		
	RB1#14		4.28	13	PASS		
RB8#0	5.06	13	PASS				
RB8#4	5.03	13	PASS				
RB8#7	5.06	13	PASS				

Test Band(For LTE)	Test Mode	Test Bandwidth (MHz)	Test Channel	Test RB	Measured[dB]	Limit [dB]	Verdict
		5	HCH	RB15#0	5.53	13	PASS
				RB1#0	4.48	13	PASS
				RB1#7	4.61	13	PASS
				RB1#14	4.44	13	PASS
				RB8#0	5.34	13	PASS
				RB8#4	5.33	13	PASS
				RB8#7	5.43	13	PASS
				RB15#0	5.69	13	PASS
		5	LCH	RB1#0	4.56	13	PASS
				RB1#13	4.67	13	PASS
				RB1#24	4.49	13	PASS
				RB12#0	5.52	13	PASS
				RB12#6	5.52	13	PASS
				RB12#13	5.51	13	PASS
			RB25#0	5.76	13	PASS	
			MCH	RB1#0	4.39	13	PASS
				RB1#13	4.30	13	PASS
				RB1#24	4.58	13	PASS
				RB12#0	5.18	13	PASS
				RB12#6	5.15	13	PASS
				RB12#13	5.33	13	PASS
			RB25#0	5.77	13	PASS	
			HCH	RB1#0	4.51	13	PASS
				RB1#13	4.38	13	PASS
		RB1#24		4.64	13	PASS	
		RB12#0		5.64	13	PASS	
		RB12#6		5.49	13	PASS	
		RB12#13		5.59	13	PASS	
		RB25#0	5.59	13	PASS		
		10	LCH	RB1#0	4.69	13	PASS
				RB1#25	4.79	13	PASS
				RB1#49	4.53	13	PASS
RB25#0	5.61			13	PASS		
RB25#13	5.62			13	PASS		
RB25#25	5.53			13	PASS		
RB50#0	6.07		13	PASS			
MCH	RB1#0		4.34	13	PASS		
	RB1#25	4.30	13	PASS			
				RB1#49	4.52	13	PASS

Test Band(For LTE)	Test Mode	Test Bandwidth (MHz)	Test Channel	Test RB	Measured[dB]	Limit [dB]	Verdict	
				RB25#0	5.36	13	PASS	
				RB25#13	5.37	13	PASS	
				RB25#25	5.50	13	PASS	
				RB50#0	5.79	13	PASS	
			HCH	RB1#0	4.51	13	PASS	
				RB1#25	4.53	13	PASS	
				RB1#49	4.26	13	PASS	
				RB25#0	5.52	13	PASS	
				RB25#13	5.59	13	PASS	
				RB25#25	5.51	13	PASS	
			RB50#0	5.81	13	PASS		
			LCH	RB1#0	5.66	13	PASS	
				RB1#3	5.41	13	PASS	
				RB1#5	5.39	13	PASS	
	RB3#0	5.81		13	PASS			
	RB3#2	5.91		13	PASS			
	RB3#3	5.73		13	PASS			
	RB6#0	6.47		13	PASS			
	MCH	RB1#0		0.00	13	PASS		
		RB1#3		5.25	13	PASS		
		RB1#5		5.16	13	PASS		
		RB3#0		5.55	13	PASS		
		RB3#2		5.50	13	PASS		
		RB3#3		5.52	13	PASS		
		RB6#0		6.42	13	PASS		
	HCH	RB1#0		0.00	13	PASS		
		RB1#3		5.34	13	PASS		
		RB1#5	5.18	13	PASS			
		RB3#0	5.96	13	PASS			
		RB3#2	5.88	13	PASS			
RB3#3		5.76	13	PASS				
RB6#0		6.14	13	PASS				
LCH	RB1#0	5.15	13	PASS				
	RB1#7	5.23	13	PASS				
	RB1#14	5.31	13	PASS				
	RB8#0	6.58	13	PASS				
	RB8#4	6.41	13	PASS				
	RB8#7	6.54	13	PASS				
	RB15#0	6.56	13	PASS				
		1.4		RB1#0	5.66	13	PASS	
				RB1#3	5.41	13	PASS	
				RB1#5	5.39	13	PASS	
				RB3#0	5.81	13	PASS	
			LCH	RB3#2	5.91	13	PASS	
				RB3#3	5.73	13	PASS	
				RB6#0	6.47	13	PASS	
				MCH	RB1#0	0.00	13	PASS
	RB1#3	5.25	13		PASS			
	RB1#5	5.16	13		PASS			
	RB3#0	5.55	13		PASS			
			3		RB3#2	5.50	13	PASS
					RB3#3	5.52	13	PASS
					RB6#0	6.42	13	PASS
					RB6#0	6.14	13	PASS
		LCH	RB1#0	0.00	13	PASS		
RB1#3			5.34	13	PASS			
RB1#5			5.18	13	PASS			
RB3#0			5.96	13	PASS			

Test Band(For LTE)	Test Mode	Test Bandwidth (MHz)	Test Channel	Test RB	Measured[dB]	Limit [dB]	Verdict
			MCH	RB1#0	5.15	13	PASS
				RB1#7	5.00	13	PASS
				RB1#14	5.64	13	PASS
				RB8#0	5.95	13	PASS
				RB8#4	5.84	13	PASS
				RB8#7	6.01	13	PASS
				RB15#0	6.26	13	PASS
			HCH	RB1#0	5.61	13	PASS
				RB1#7	5.59	13	PASS
				RB1#14	5.37	13	PASS
				RB8#0	6.17	13	PASS
				RB8#4	6.07	13	PASS
				RB8#7	6.14	13	PASS
				RB15#0	6.53	13	PASS
		5	LCH	RB1#0	5.32	13	PASS
				RB1#13	5.29	13	PASS
				RB1#24	5.23	13	PASS
				RB12#0	6.37	13	PASS
				RB12#6	6.20	13	PASS
				RB12#13	6.36	13	PASS
				RB25#0	6.35	13	PASS
			MCH	RB1#0	5.20	13	PASS
				RB1#13	0.00	13	PASS
				RB1#24	5.11	13	PASS
				RB12#0	5.95	13	PASS
				RB12#6	5.84	13	PASS
				RB12#13	5.88	13	PASS
				RB25#0	6.48	13	PASS
			HCH	RB1#0	5.22	13	PASS
				RB1#13	5.13	13	PASS
				RB1#24	5.31	13	PASS
				RB12#0	6.09	13	PASS
RB12#6	6.09	13		PASS			
RB12#13	6.20	13		PASS			
RB25#0	6.44	13		PASS			
10	LCH	RB1#0	5.06	13	PASS		
		RB1#25	5.09	13	PASS		
		RB1#49	4.99	13	PASS		
		RB25#0	6.39	13	PASS		

Test Band(For LTE)	Test Mode	Test Bandwidth (MHz)	Test Channel	Test RB	Measured[dB]	Limit [dB]	Verdict		
				RB25#13	6.31	13	PASS		
				RB25#25	6.24	13	PASS		
				RB50#0	6.64	13	PASS		
			MCH	RB1#0	4.99	13	PASS		
				RB1#25	5.47	13	PASS		
				RB1#49	5.46	13	PASS		
				RB25#0	5.98	13	PASS		
				RB25#13	6.01	13	PASS		
				RB25#25	6.19	13	PASS		
				RB50#0	6.29	13	PASS		
			HCH	RB1#0	5.32	13	PASS		
				RB1#25	5.44	13	PASS		
				RB1#49	5.38	13	PASS		
				RB25#0	6.24	13	PASS		
				RB25#13	6.33	13	PASS		
				RB25#25	6.38	13	PASS		
						RB50#0	6.67	13	PASS

3Appendix_C: Modulation Characteristics

Part I - Test Plots

3.1 For LTE

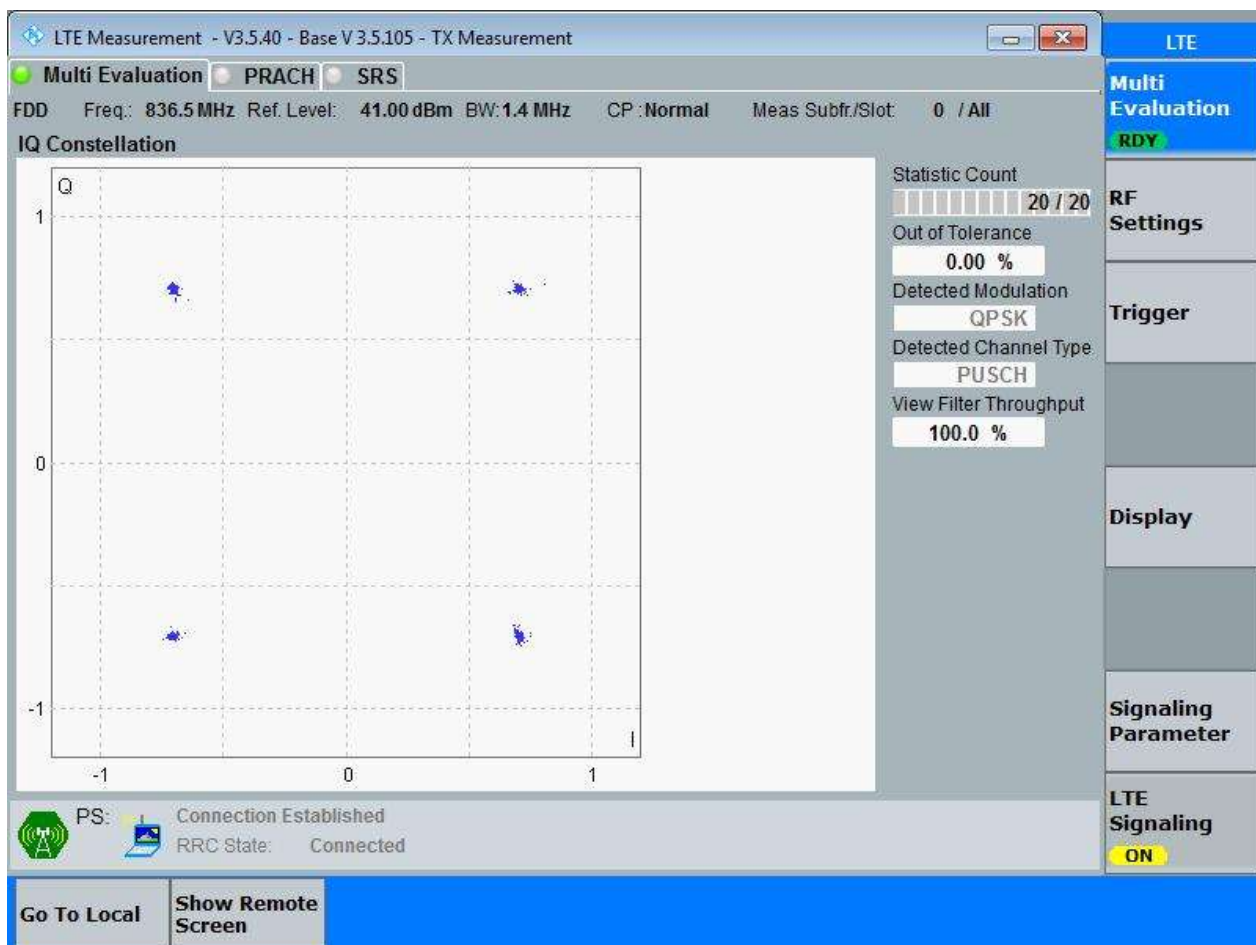
3.1.1 Test Band = Band5

3.1.1.1 Test Mode = LTE/TM1

3.1.1.1.1 Test Bandwidth = 1.4

3.1.1.1.1.1 Test Channel = MCH

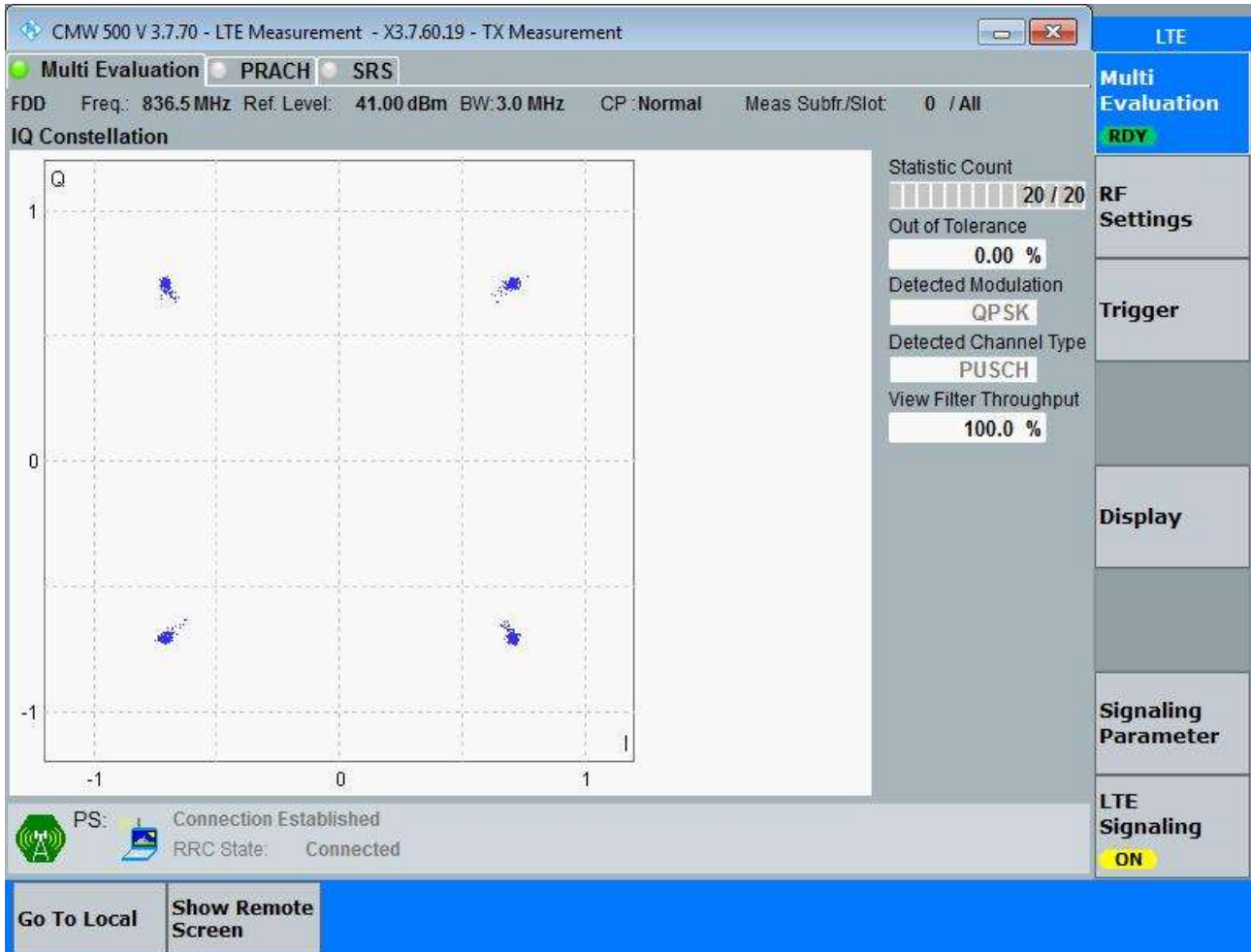
3.1.1.1.1.1.1 Test RB = RB6#0



3.1.1.1.2 Test Bandwidth = 3

3.1.1.1.2.1 Test Channel = MCH

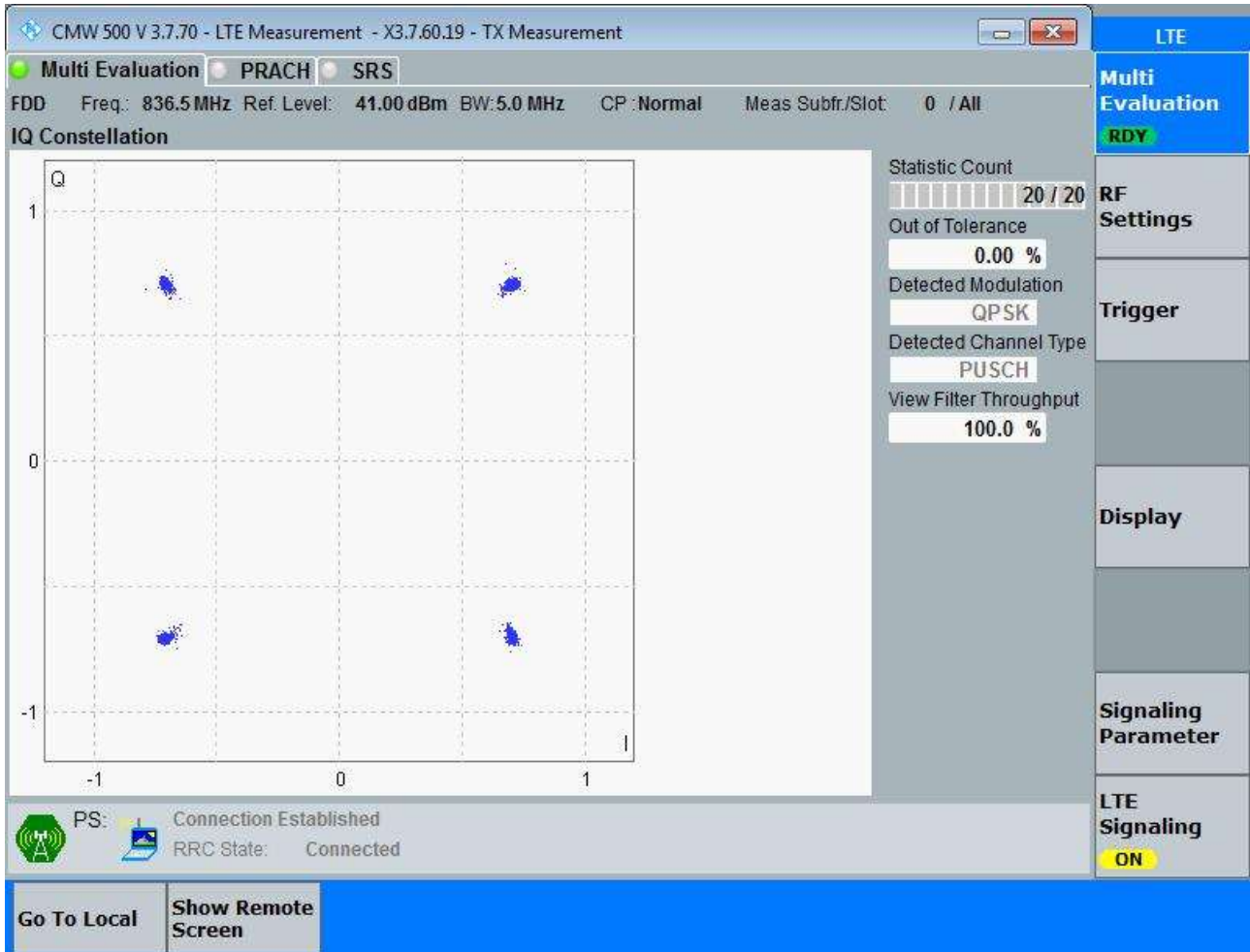
3.1.1.1.2.1.1 Test RB = RB15#0



3.1.1.1.3 Test Bandwidth = 5

3.1.1.1.3.1 Test Channel = MCH

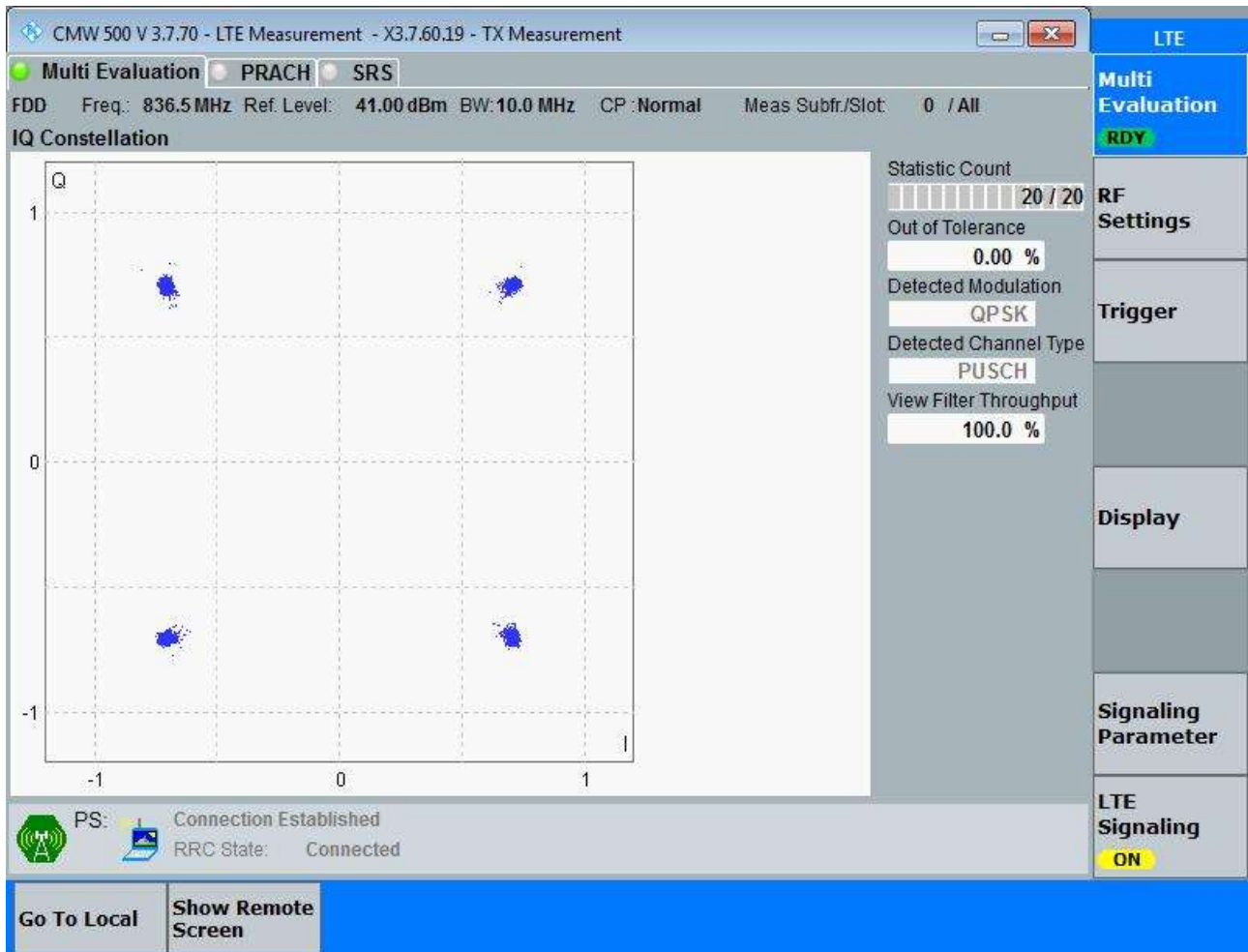
3.1.1.1.3.1.1 Test RB = RB25#0



3.1.1.1.4 Test Bandwidth = 10

3.1.1.1.4.1 Test Channel = MCH

3.1.1.1.4.1.1 Test RB = RB50#0

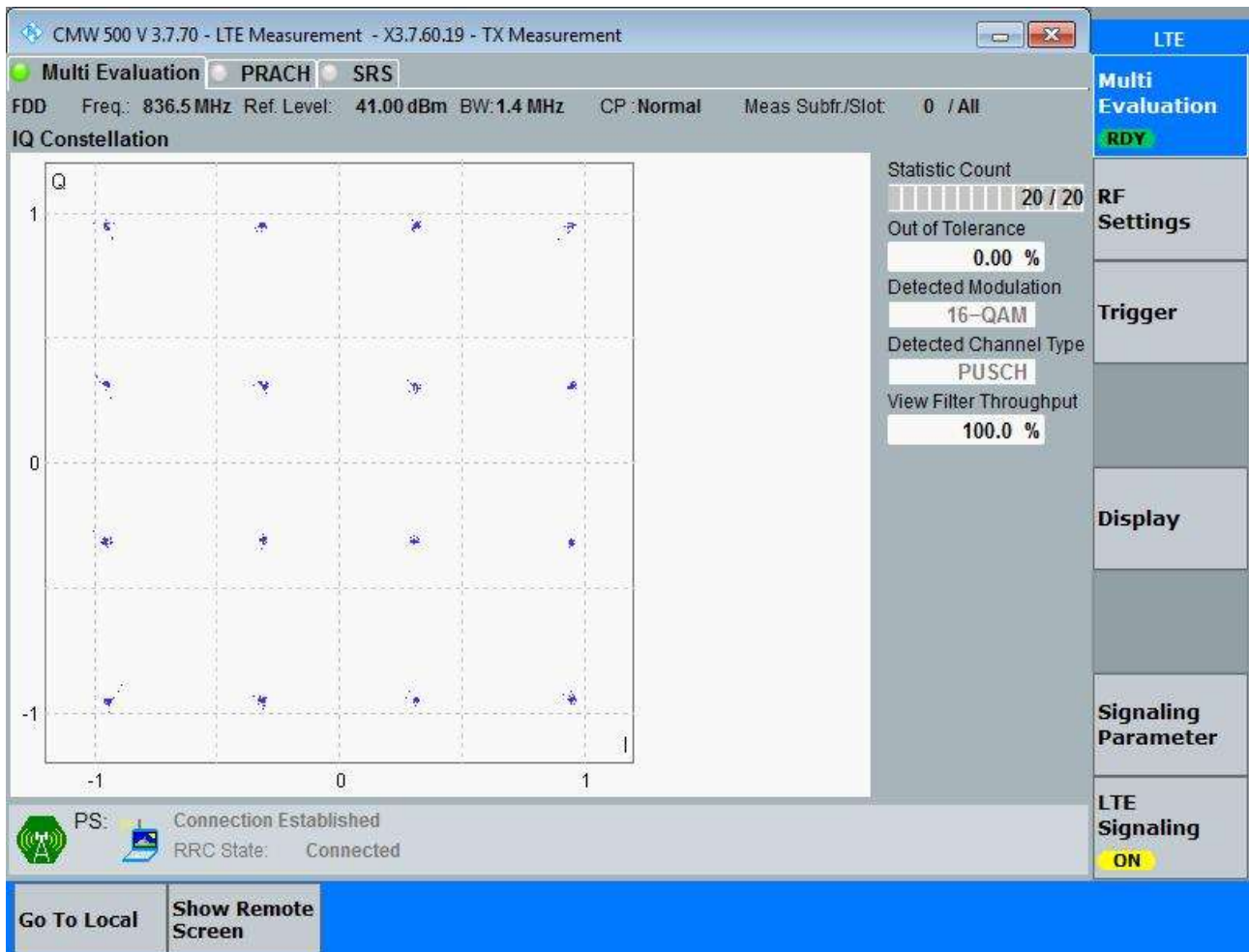


3.1.1.2 Test Mode = LTE/TM2

3.1.1.2.1 Test Bandwidth = 1.4

3.1.1.2.1.1 Test Channel = MCH

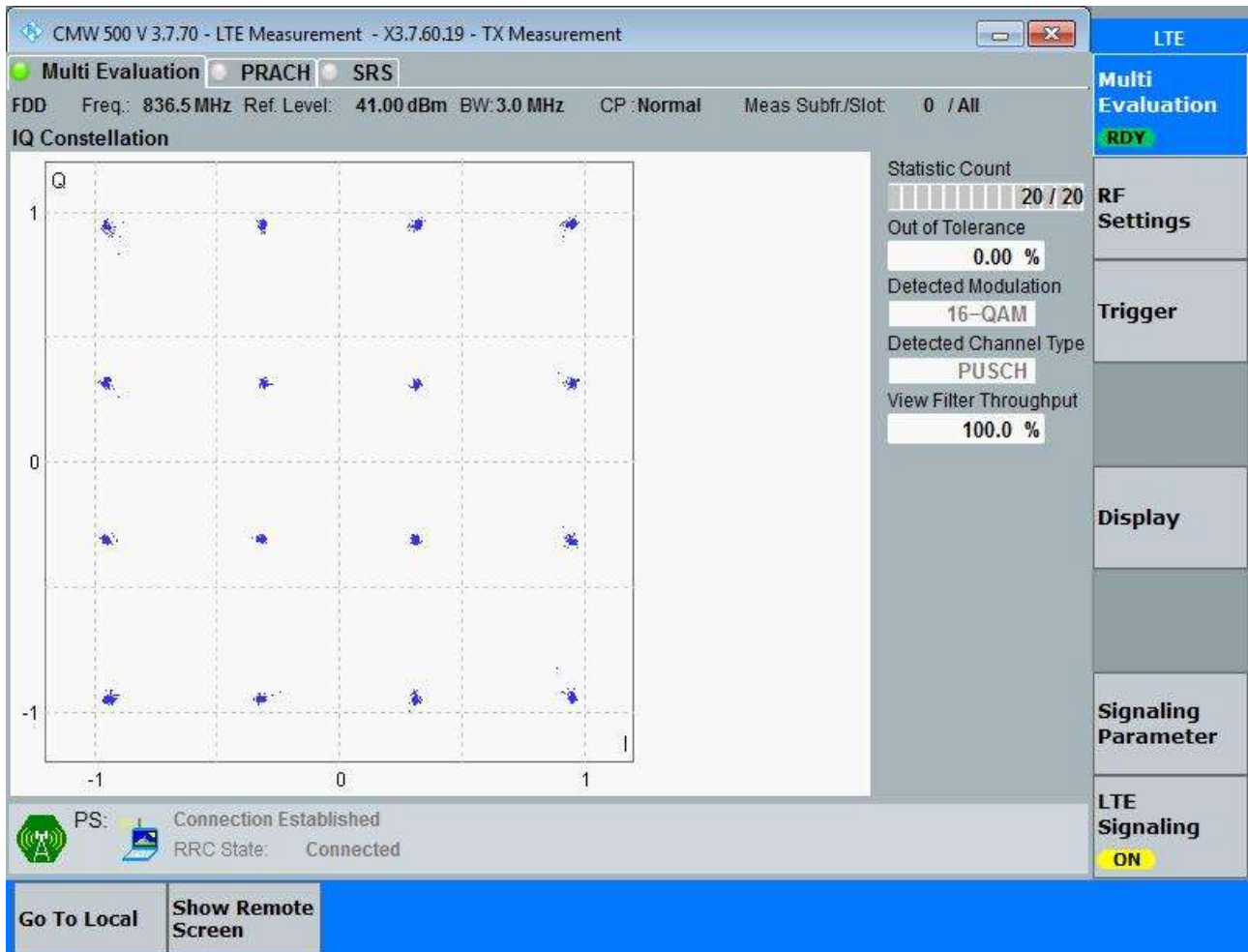
3.1.1.2.1.1.1 Test RB = RB6#0



3.1.1.2.2 Test Bandwidth = 3

3.1.1.2.2.1 Test Channel = MCH

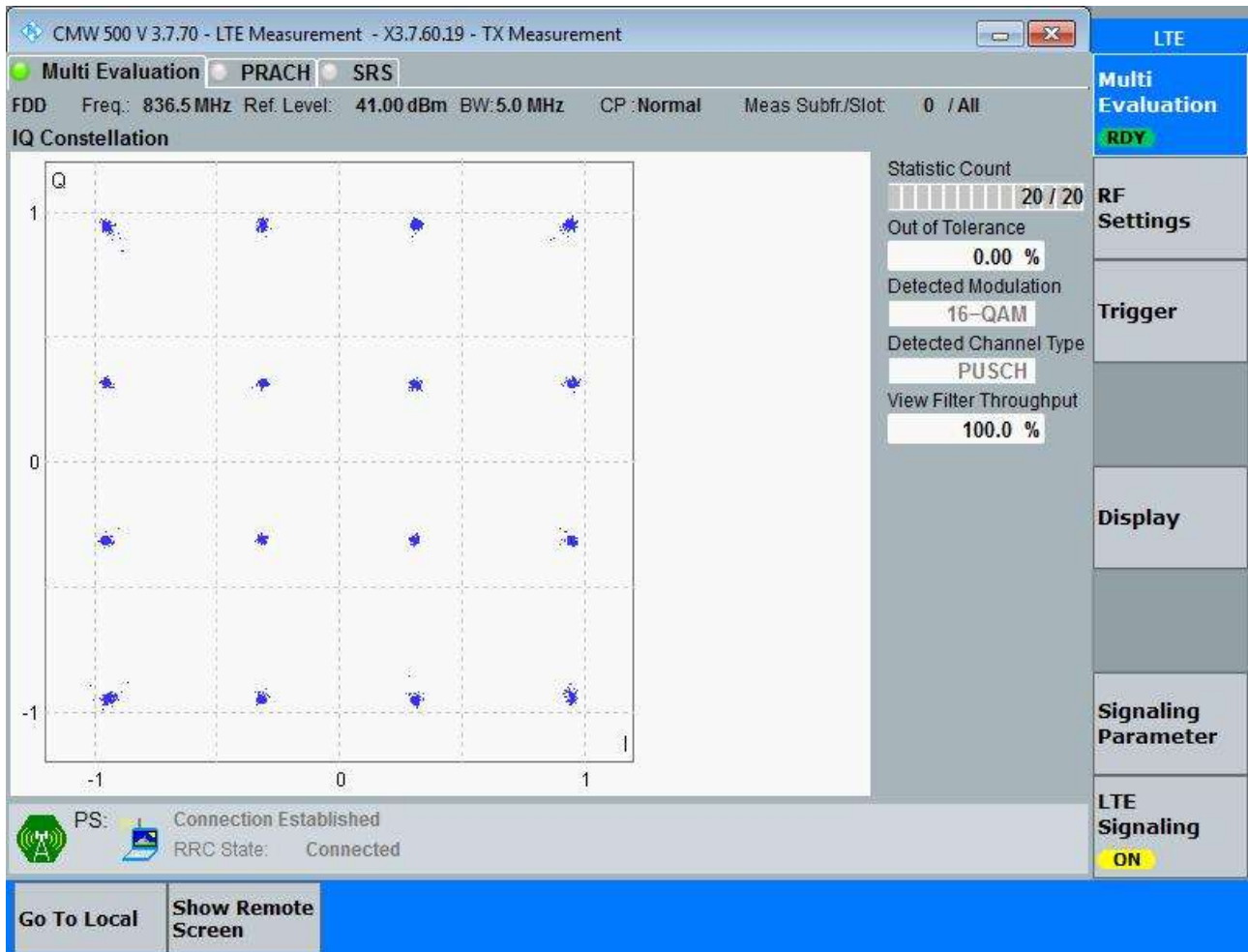
3.1.1.2.2.1.1 Test RB = RB15#0



3.1.1.2.3 Test Bandwidth = 5

3.1.1.2.3.1 Test Channel = MCH

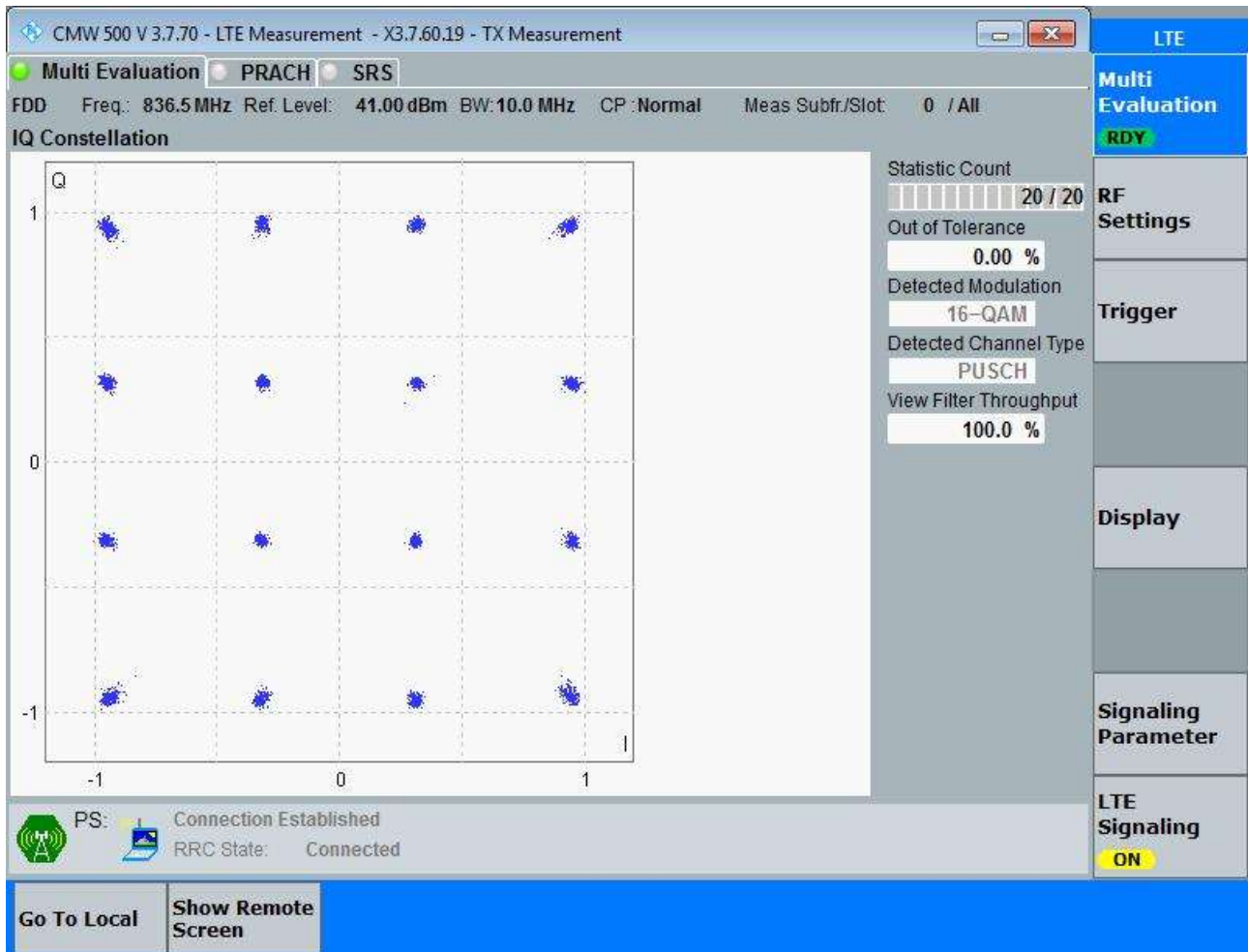
3.1.1.2.3.1.1 Test RB = RB25#0



3.1.1.2.4 Test Bandwidth = 10

3.1.1.2.4.1 Test Channel = MCH

3.1.1.2.4.1.1 Test RB = RB50#0



4Appendix_D: Bandwidth

Part I - Test Results

Test Band	Test Mode	Test Bandwidth	Test Channel	Test RB	Occupied Bandwidth [MHz]	Emission Bandwidth [MHz]	Verdict
Band5	LTE/TM1	1.4	LCH	RB6#0	1.09	1.23	Pass
			MCH	RB6#0	1.09	1.24	Pass
			HCH	RB6#0	1.09	1.24	Pass
		3	LCH	RB15#0	2.71	2.95	Pass
			MCH	RB15#0	2.71	2.95	Pass
			HCH	RB15#0	2.71	2.97	Pass
		5	LCH	RB25#0	4.51	4.94	Pass
			MCH	RB25#0	4.52	4.96	Pass
			HCH	RB25#0	4.51	4.95	Pass
		10	LCH	RB50#0	8.99	9.83	Pass
			MCH	RB50#0	9.02	9.93	Pass
			HCH	RB50#0	8.97	9.89	Pass
	LTE/TM2	1.4	LCH	RB6#0	1.10	1.24	Pass
			MCH	RB6#0	1.09	1.24	Pass
			HCH	RB6#0	1.09	1.24	Pass
		3	LCH	RB15#0	2.71	2.98	Pass
			MCH	RB15#0	2.72	2.99	Pass
			HCH	RB15#0	2.70	2.98	Pass
		5	LCH	RB25#0	4.51	4.94	Pass
			MCH	RB25#0	4.51	4.92	Pass
			HCH	RB25#0	4.50	4.93	Pass
		10	LCH	RB50#0	9.00	9.94	Pass
			MCH	RB50#0	9.01	9.86	Pass
			HCH	RB50#0	8.99	9.90	Pass

Part II - Test Plots

4.1 For LTE

4.1.1 Test Band = Band5

4.1.1.1 Test Mode = LTE/TM1

4.1.1.1.1 Test Bandwidth = 1.4

4.1.1.1.1.1 Test Channel = LCH

4.1.1.1.1.1.1 Test RB = RB6#0



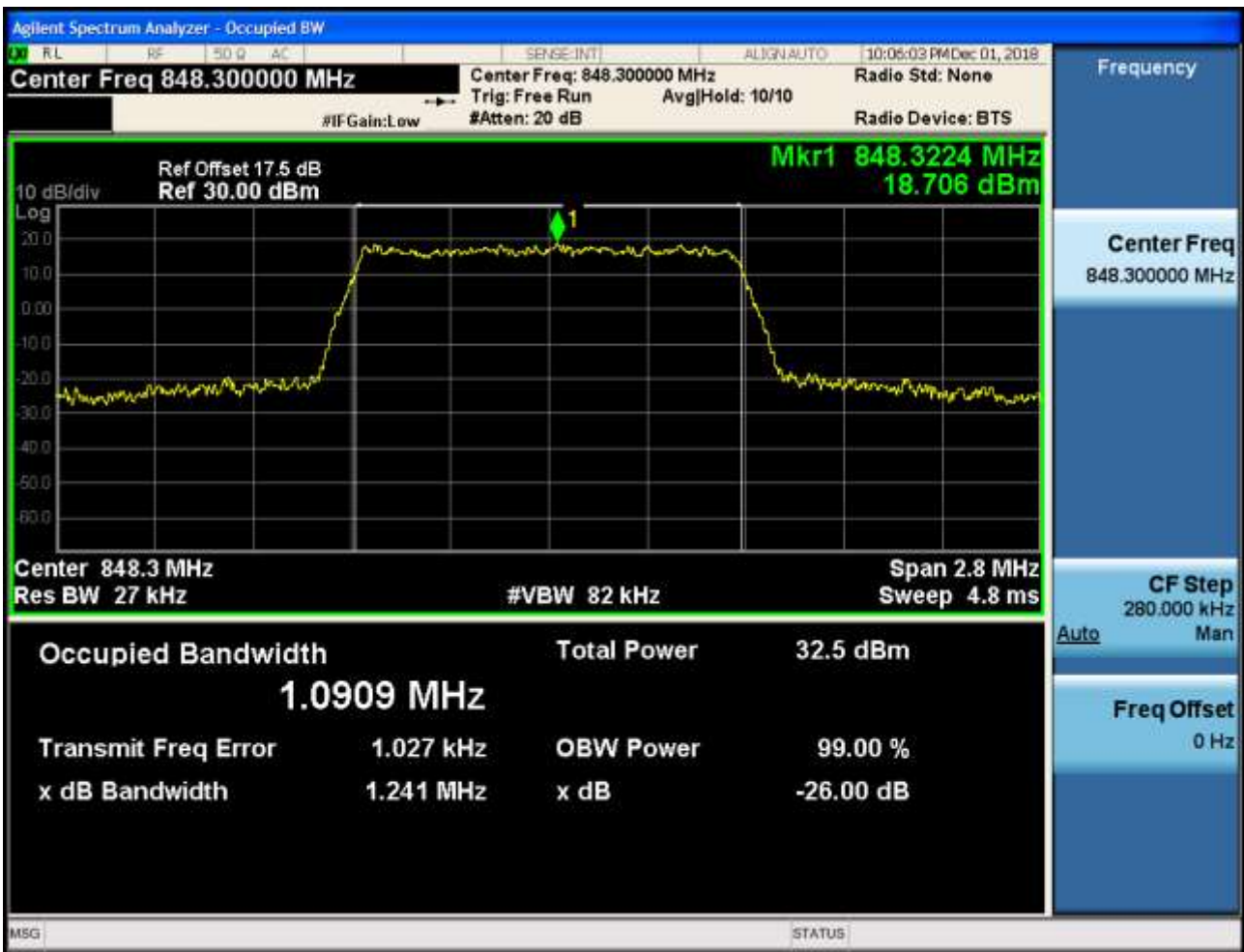
4.1.1.1.1.2 Test Channel = MCH

4.1.1.1.1.2.1 Test RB = RB6#0



4.1.1.1.1.3 Test Channel = HCH

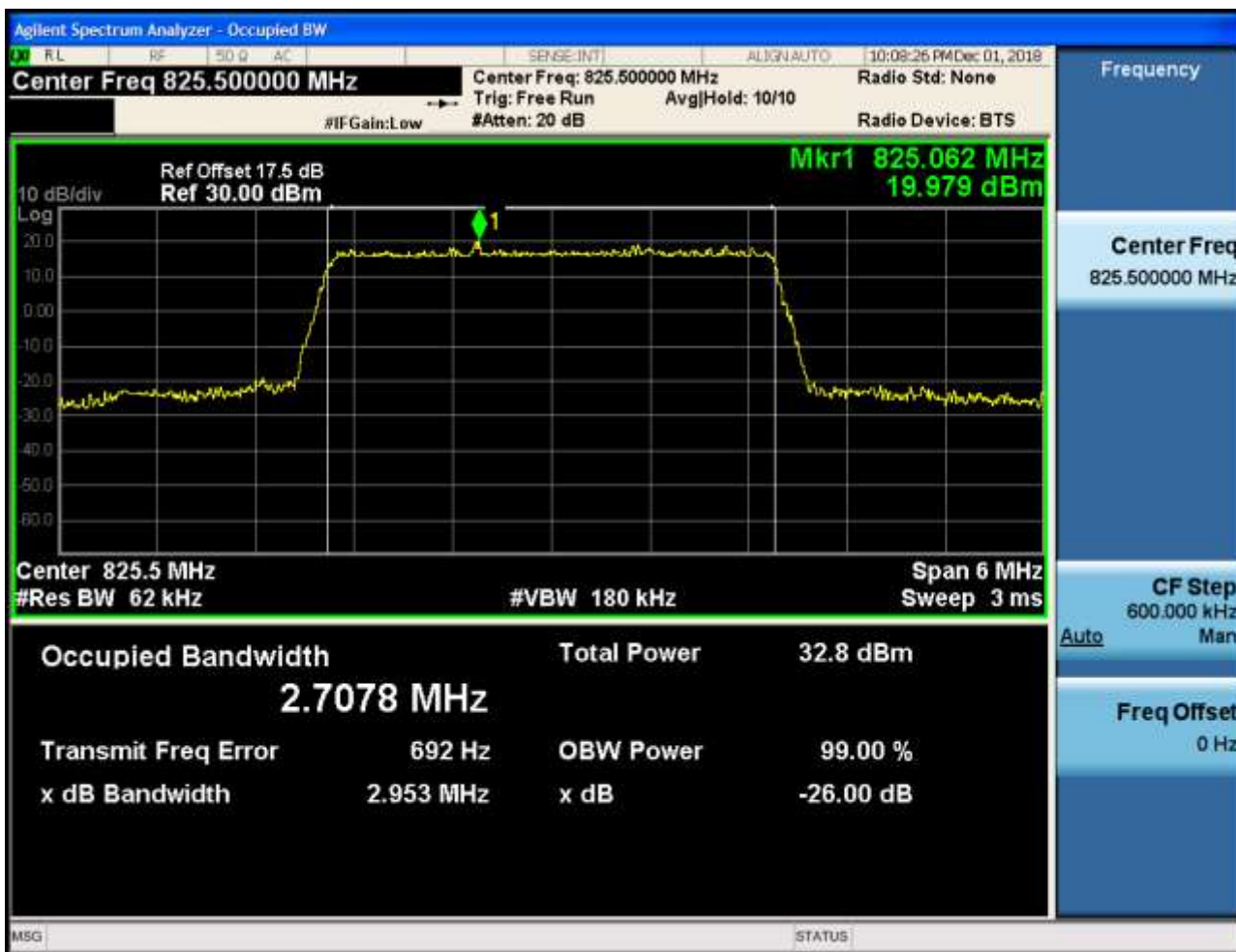
4.1.1.1.1.3.1 Test RB = RB6#0



4.1.1.1.2 Test Bandwidth = 3

4.1.1.1.2.1 Test Channel = LCH

4.1.1.1.2.1.1 Test RB = RB15#0



4.1.1.1.2.2 Test Channel = MCH

4.1.1.1.2.2.1 Test RB = RB15#0



4.1.1.1.2.3 Test Channel = HCH

4.1.1.1.2.3.1 Test RB = RB15#0



4.1.1.1.3 Test Bandwidth = 5

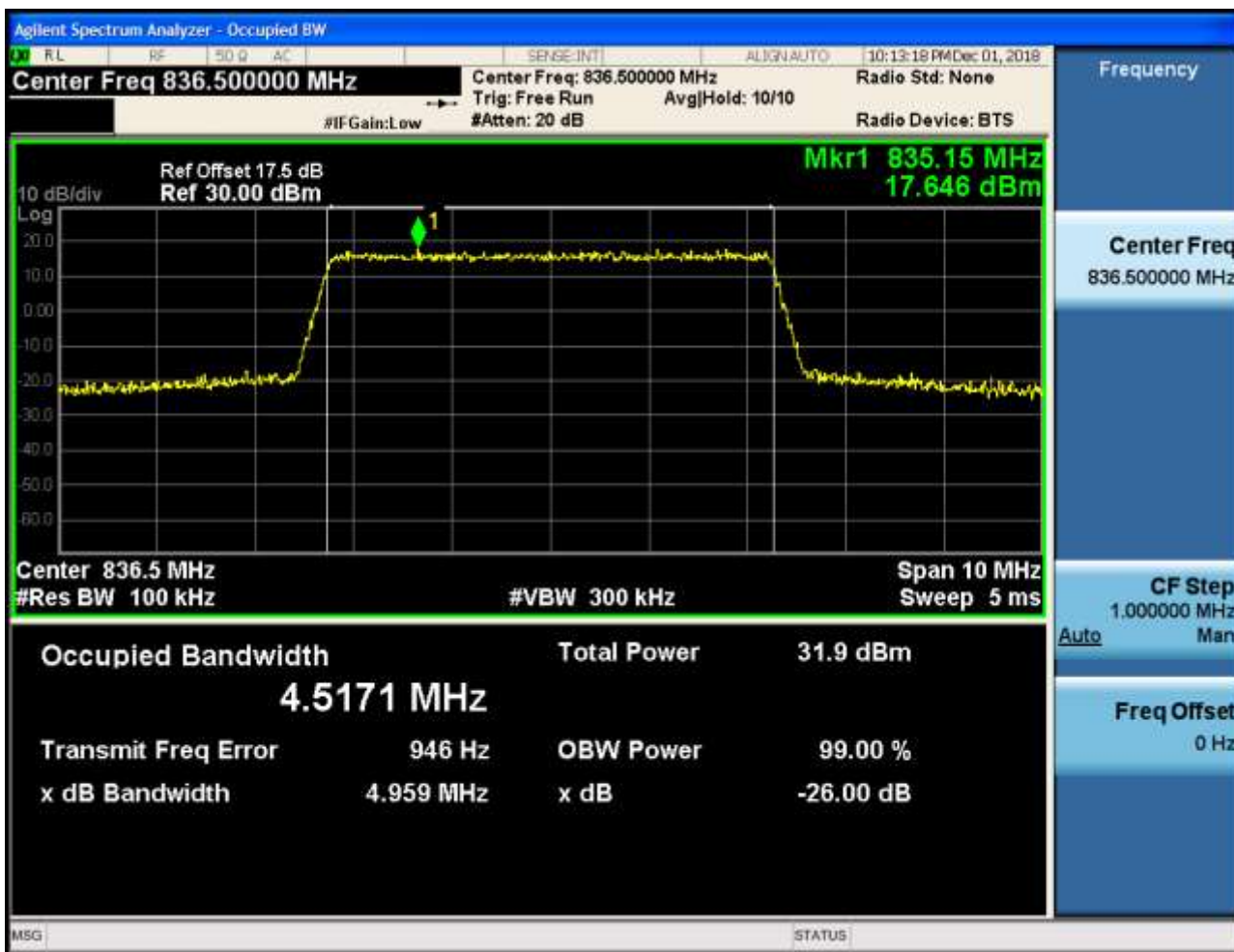
4.1.1.1.3.1 Test Channel = LCH

4.1.1.1.3.1.1 Test RB = RB25#0



4.1.1.1.3.2 Test Channel = MCH

4.1.1.1.3.2.1 Test RB = RB25#0



4.1.1.1.3.3 Test Channel = HCH

4.1.1.1.3.3.1 Test RB = RB25#0



4.1.1.1.4 Test Bandwidth = 10

4.1.1.1.4.1 Test Channel = LCH

4.1.1.1.4.1.1 Test RB = RB50#0



4.1.1.1.4.2 Test Channel = MCH

4.1.1.1.4.2.1 Test RB = RB50#0



4.1.1.1.4.3 Test Channel = HCH

4.1.1.1.4.3.1 Test RB = RB50#0



4.1.1.2 Test Mode = LTE/TM2

4.1.1.2.1 Test Bandwidth = 1.4

4.1.1.2.1.1 Test Channel = LCH

4.1.1.2.1.1.1 Test RB = RB6#0



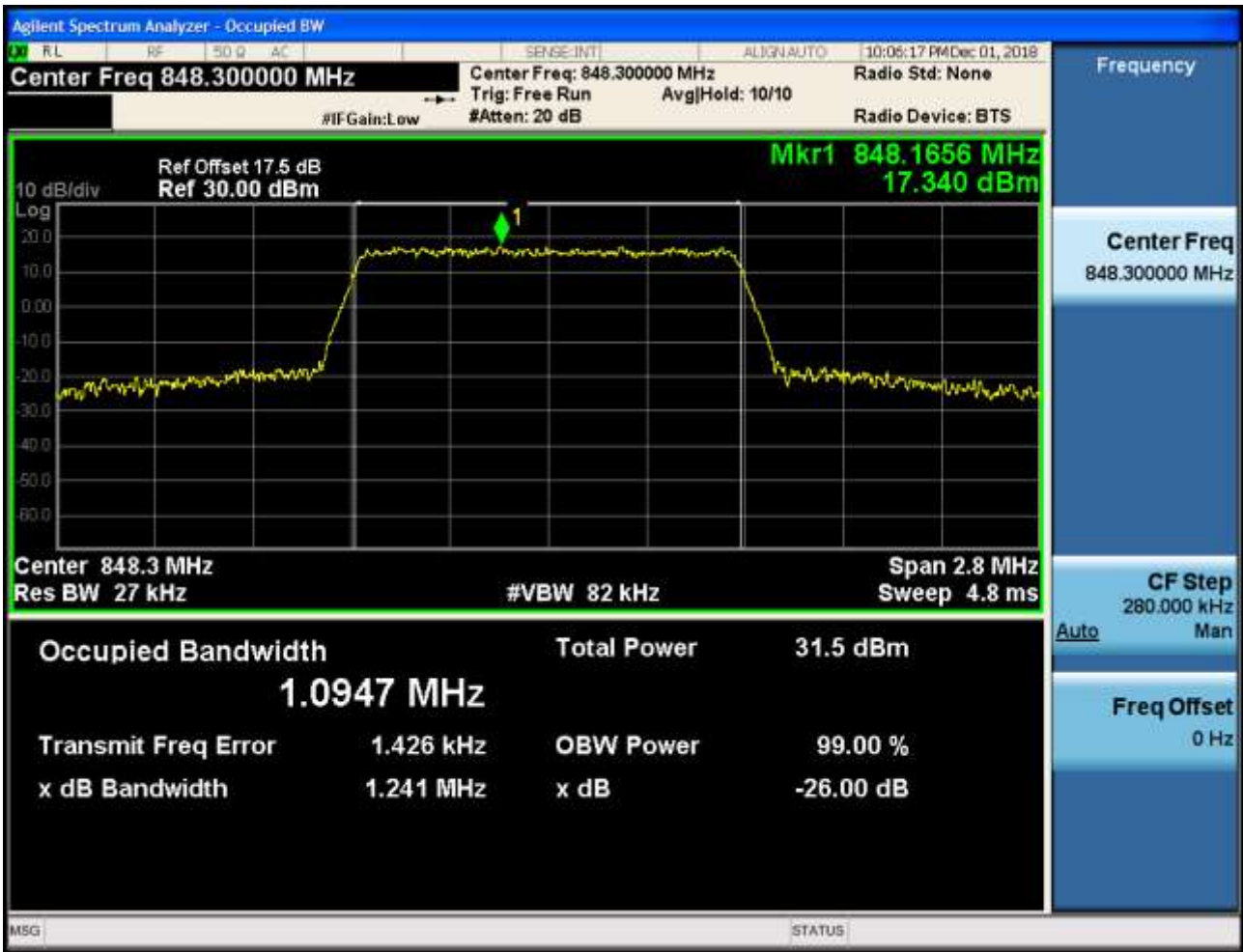
4.1.1.2.1.2 Test Channel = MCH

4.1.1.2.1.2.1 Test RB = RB6#0



4.1.1.2.1.3 Test Channel = HCH

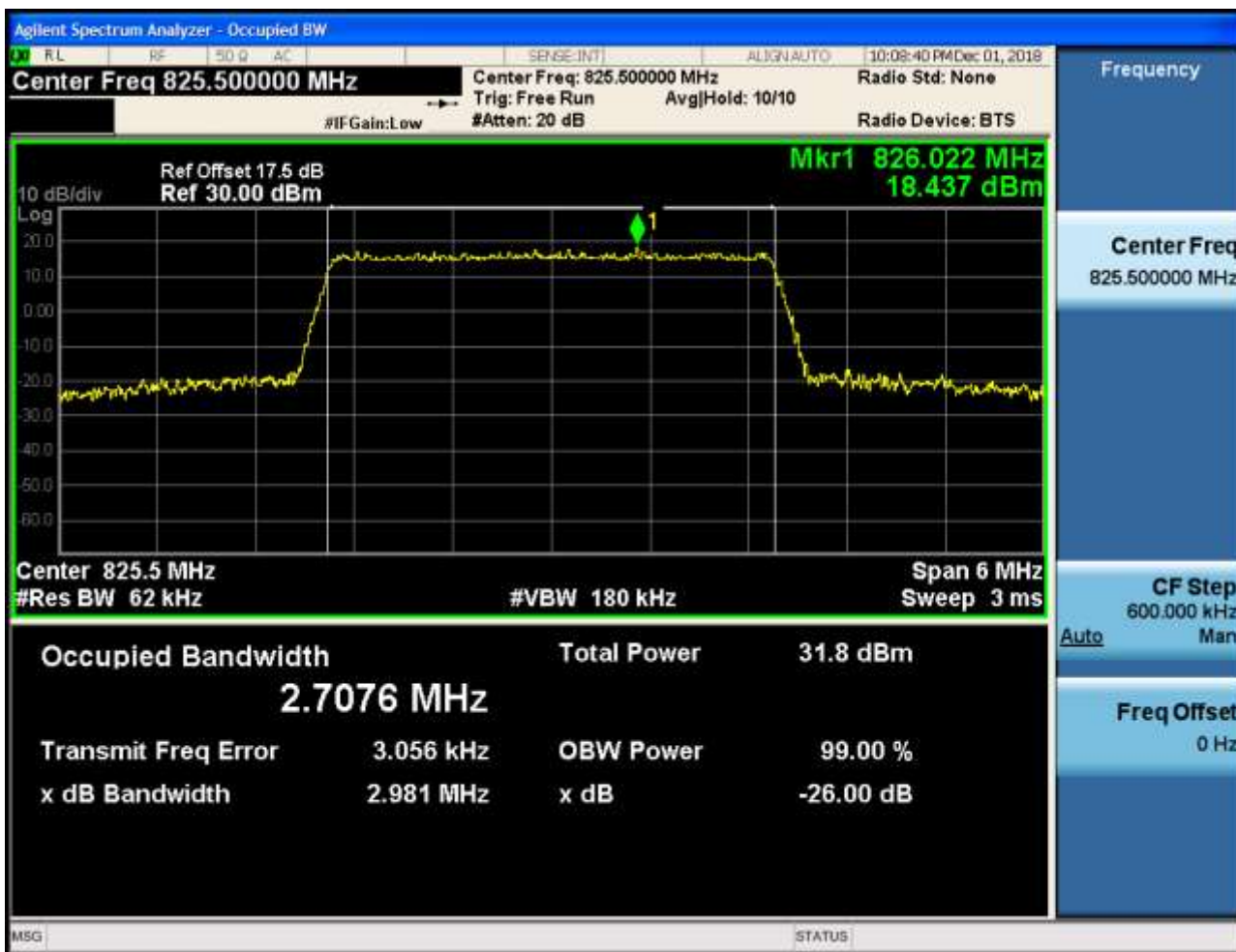
4.1.1.2.1.3.1 Test RB = RB6#0



4.1.1.2.2 Test Bandwidth = 3

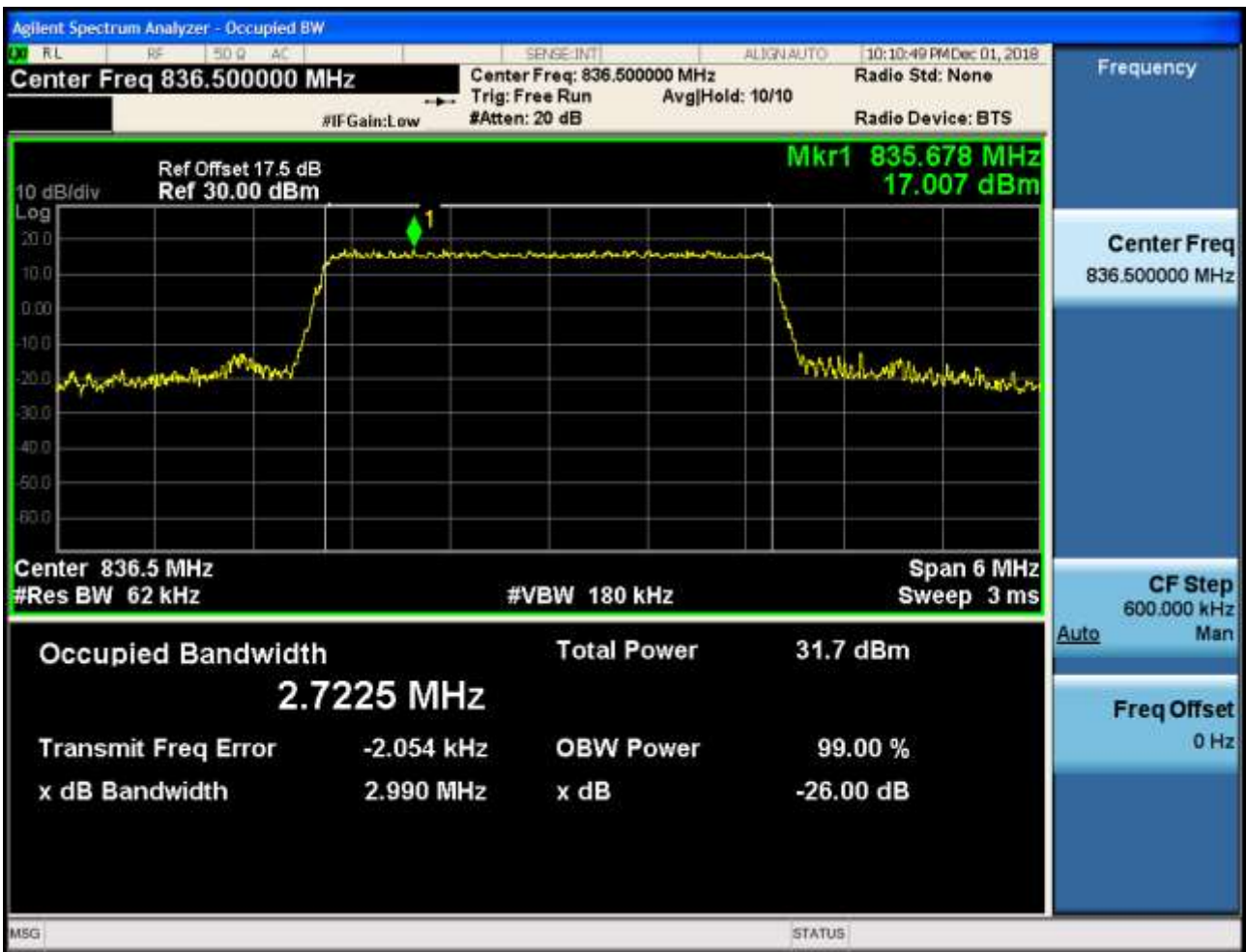
4.1.1.2.2.1 Test Channel = LCH

4.1.1.2.2.1.1 Test RB = RB15#0



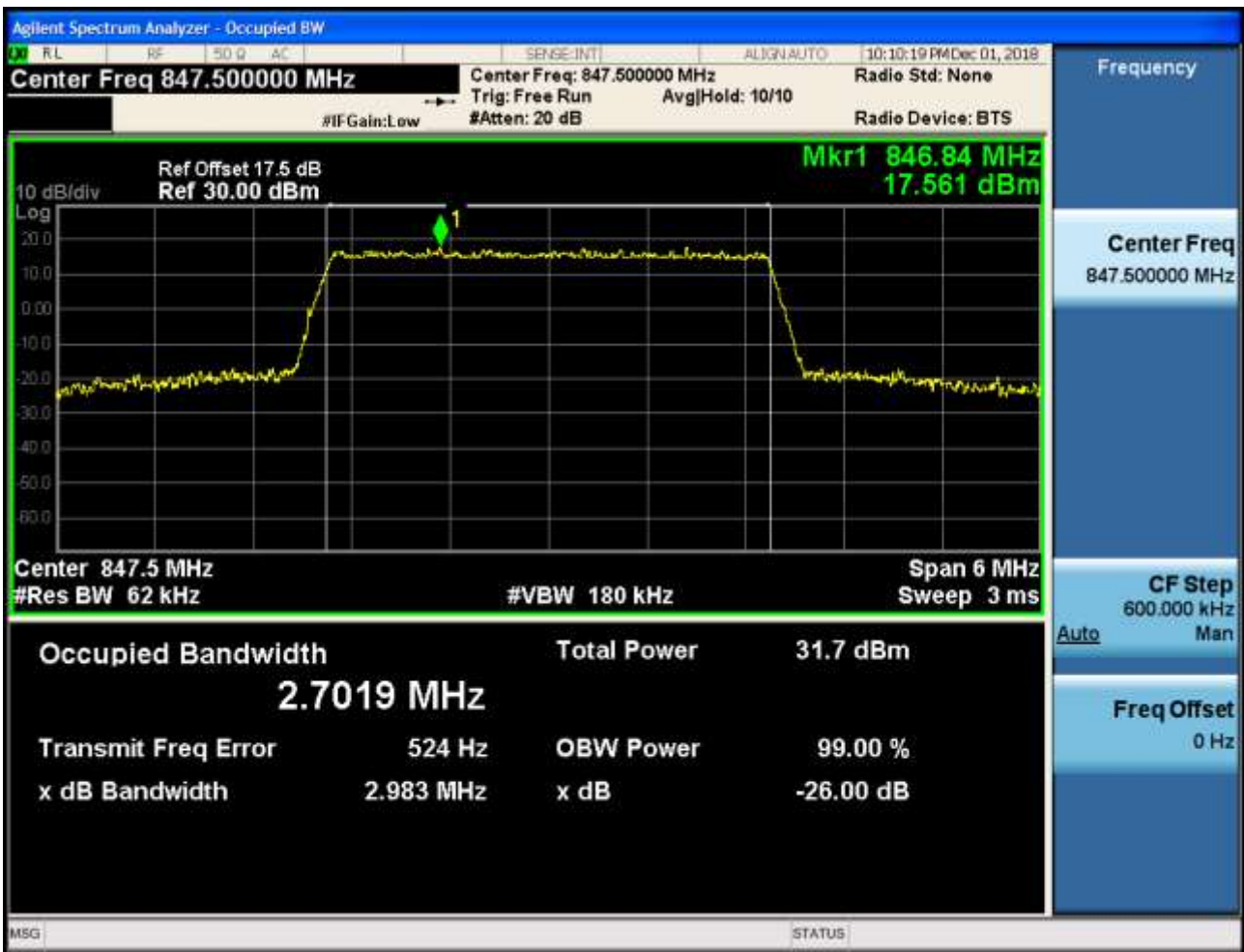
4.1.1.2.2 Test Channel = MCH

4.1.1.2.2.1 Test RB = RB15#0



4.1.1.2.2.3 Test Channel = HCH

4.1.1.2.2.3.1 Test RB = RB15#0



4.1.1.2.3 Test Bandwidth = 5

4.1.1.2.3.1 Test Channel = LCH

4.1.1.2.3.1.1 Test RB = RB25#0



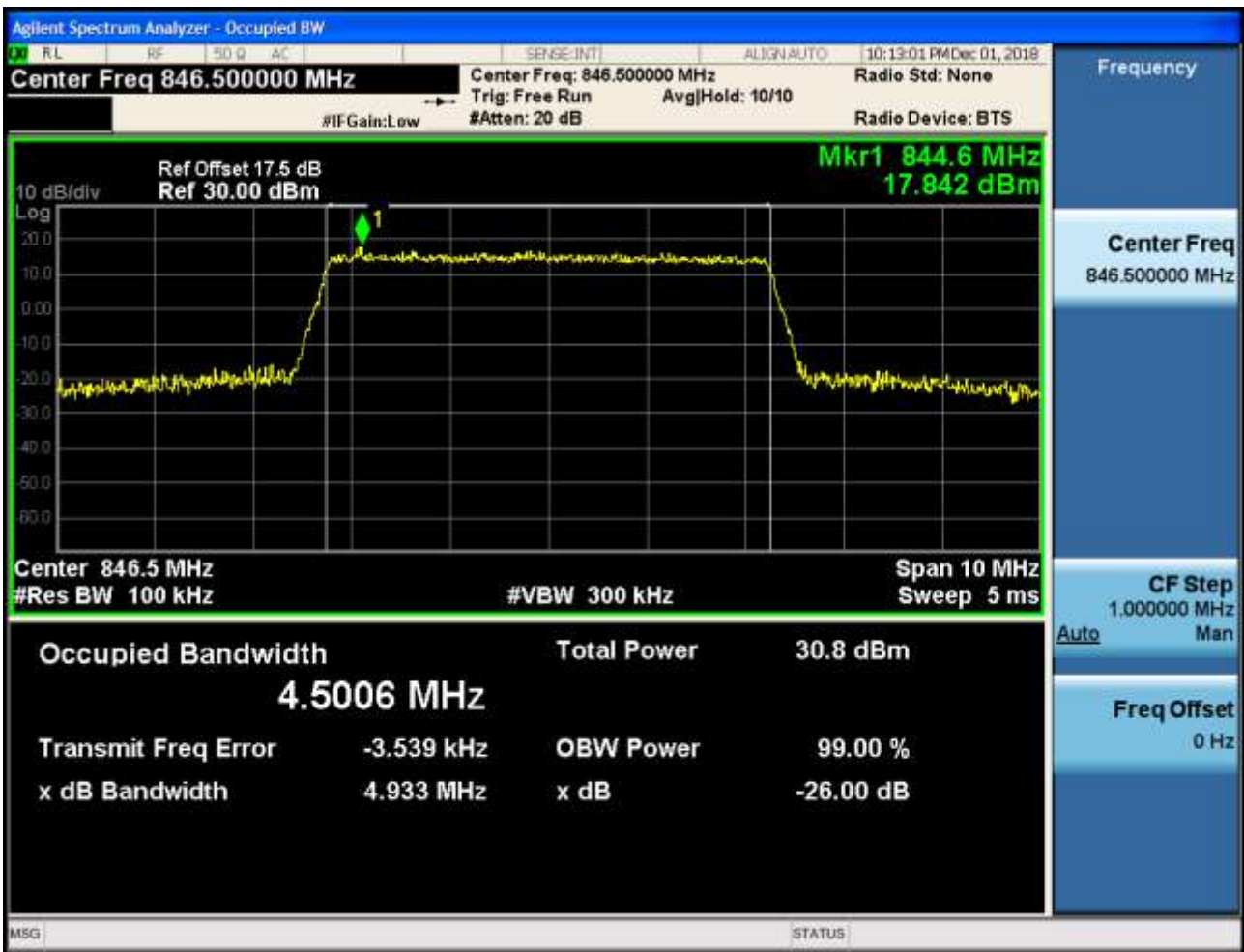
4.1.1.2.3.2 Test Channel = MCH

4.1.1.2.3.2.1 Test RB = RB25#0



4.1.1.2.3.3 Test Channel = HCH

4.1.1.2.3.3.1 Test RB = RB25#0



4.1.1.2.4 Test Bandwidth = 10

4.1.1.2.4.1 Test Channel = LCH

4.1.1.2.4.1.1 Test RB = RB50#0



4.1.1.2.4.2 Test Channel = MCH

4.1.1.2.4.2.1 Test RB = RB50#0



4.1.1.2.4.3 Test Channel = HCH

4.1.1.2.4.3.1 Test RB = RB50#0



5Appendix_E: Band Edges Compliance

Part I - Test Plots

5.1 For LTE

5.1.1 Test Band = Band5

5.1.1.1 Test Mode = LTE/TM1

5.1.1.1.1 Test Bandwidth = 1.4

5.1.1.1.1.1 Test Channel = LCH

5.1.1.1.1.1.1 Test RB = RB1#0





5.1.1.1.1.2 Test RB = RB1#5





5.1.1.1.1.3 Test RB = RB3#2



5.1.1.1.1.4 Test RB = RB6#0



5.1.1.1.1.2 Test Channel = HCH

5.1.1.1.1.2.1 Test RB = RB1#0



5.1.1.1.1.2.2 Test RB = RB1#5



5.1.1.1.1.2.3 Test RB = RB3#2





5.1.1.1.1.2.4 Test RB = RB6#0



5.1.1.1.2 Test Bandwidth = 3

5.1.1.1.2.1 Test Channel = LCH

5.1.1.1.2.1.1 Test RB = RB1#0





5.1.1.1.2.1.2 Test RB = RB1#14





5.1.1.1.2.1.3 Test RB = RB8#4



5.1.1.1.2.1.4 Test RB = RB15#0



5.1.1.1.2.2 Test Channel = HCH

5.1.1.1.2.2.1 Test RB = RB1#0





5.1.1.1.2.2.2 Test RB = RB1#14



5.1.1.1.2.2.3 Test RB = RB8#4





5.1.1.1.2.2.4 Test RB = RB15#0



5.1.1.1.3 Test Bandwidth = 5

5.1.1.1.3.1 Test Channel = LCH

5.1.1.1.3.1.1 Test RB = RB1#0





5.1.1.1.3.1.2 Test RB = RB1#24





5.1.1.1.3.1.3 Test RB = RB12#6



5.1.1.1.3.1.4 Test RB = RB25#0



5.1.1.1.3.2 Test Channel = HCH

5.1.1.1.3.2.1 Test RB = RB1#0



5.1.1.1.3.2.3 Test RB = RB12#6



5.1.1.1.3.2.4 Test RB = RB25#0



5.1.1.1.4 Test Bandwidth = 10

5.1.1.1.4.1 Test Channel = LCH

5.1.1.1.4.1.1 Test RB = RB1#0





5.1.1.1.4.1.2 Test RB = RB1#49





5.1.1.1.4.1.3 Test RB = RB25#13





5.1.1.1.4.1.4 Test RB = RB50#0



5.1.1.1.4.2 Test Channel = HCH

5.1.1.1.4.2.1 Test RB = RB1#0



5.1.1.1.4.2.2 Test RB = RB1#49





5.1.1.1.4.2.3 Test RB = RB25#13



5.1.1.1.4.2.4 Test RB = RB50#0



5.1.1.2 Test Mode = LTE/TM2

5.1.1.2.1 Test Bandwidth = 1.4

5.1.1.2.1.1 Test Channel = LCH

5.1.1.2.1.1.1 Test RB = RB1#0





5.1.1.2.1.1.2 Test RB = RB1#5





5.1.1.2.1.1.3 Test RB = RB3#2





5.1.1.2.1.1.4 Test RB = RB6#0



5.1.1.2.1.2 Test Channel = HCH

5.1.1.2.1.2.1 Test RB = RB1#0



5.1.1.2.1.2.2 Test RB = RB1#5



5.1.1.2.1.2.3 Test RB = RB3#2





5.1.1.2.1.2.4 Test RB = RB6#0



5.1.1.2.2 Test Bandwidth = 3

5.1.1.2.2.1 Test Channel = LCH

5.1.1.2.2.1.1 Test RB = RB1#0





5.1.1.2.2.1.2 Test RB = RB1#14





5.1.1.2.2.1.3 Test RB = RB8#4



5.1.1.2.2.1.4 Test RB = RB15#0



5.1.1.2.2.2 Test Channel = HCH

5.1.1.2.2.2.1 Test RB = RB1#0



5.1.1.2.2.2 Test RB = RB1#14



5.1.1.2.2.3 Test RB = RB8#4





5.1.1.2.2.4 Test RB = RB15#0



5.1.1.2.3 Test Bandwidth = 5

5.1.1.2.3.1 Test Channel = LCH

5.1.1.2.3.1.1 Test RB = RB1#0





5.1.1.2.3.1.2 Test RB = RB1#24





5.1.1.2.3.1.4 Test RB = RB25#0



5.1.1.2.3.2 Test Channel = HCH

5.1.1.2.3.2.1 Test RB = RB1#0



5.1.1.2.3.2.2 Test RB = RB1#24





5.1.1.2.3.2.3 Test RB = RB12#6





5.1.1.2.3.2.4 Test RB = RB25#0



5.1.1.2.4 Test Bandwidth = 10

5.1.1.2.4.1 Test Channel = LCH

5.1.1.2.4.1.1 Test RB = RB1#0





5.1.1.2.4.1.2 Test RB = RB1#49





5.1.1.2.4.1.3 Test RB = RB25#13





5.1.1.2.4.1.4 Test RB = RB50#0



5.1.1.2.4.2 Test Channel = HCH

5.1.1.2.4.2.1 Test RB = RB1#0



5.1.1.2.4.2.2 Test RB = RB1#49





5.1.1.2.4.2.3 Test RB = RB25#13



5.1.1.2.4.2.4 Test RB = RB50#0



6Appendix_F: Spurious Emission at Antenna Terminal

NOTE: For the averaged unwanted emissions measurements, the measurement points in each sweep is greater than twice the Span/RBW in order to ensure bin-to-bin spacing of $< RBW/2$ so that narrowband signals are not lost between frequency bins. As to the present test item, the "Measurement Points = $k * (Span / RBW)$ " with k between 4 and 5, which results in an acceptable level error of less than 0.5 dB.

Part I - Test Plots

6.1 For LTE

6.1.1 Test Band = Band5

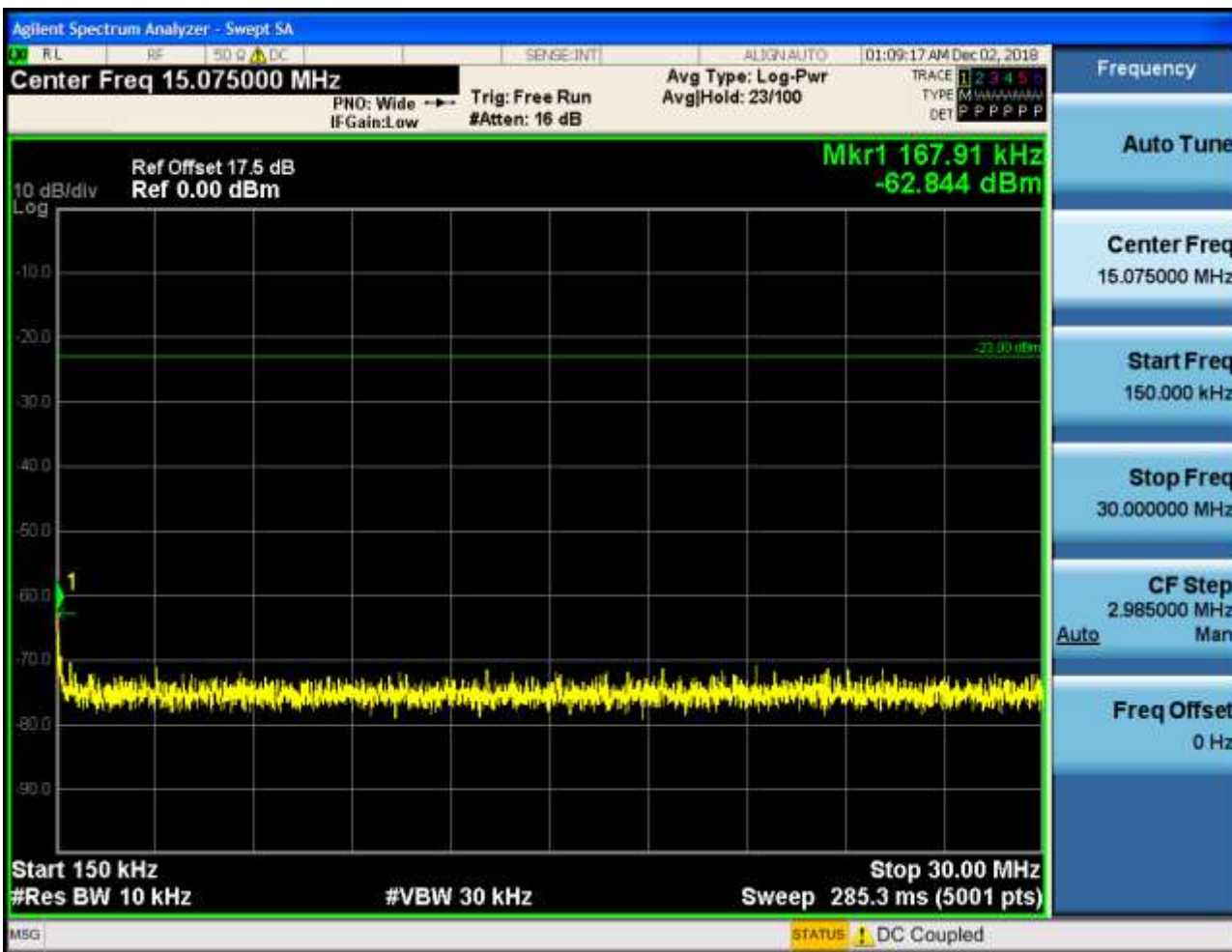
6.1.1.1 Test Mode = LTE/TM1

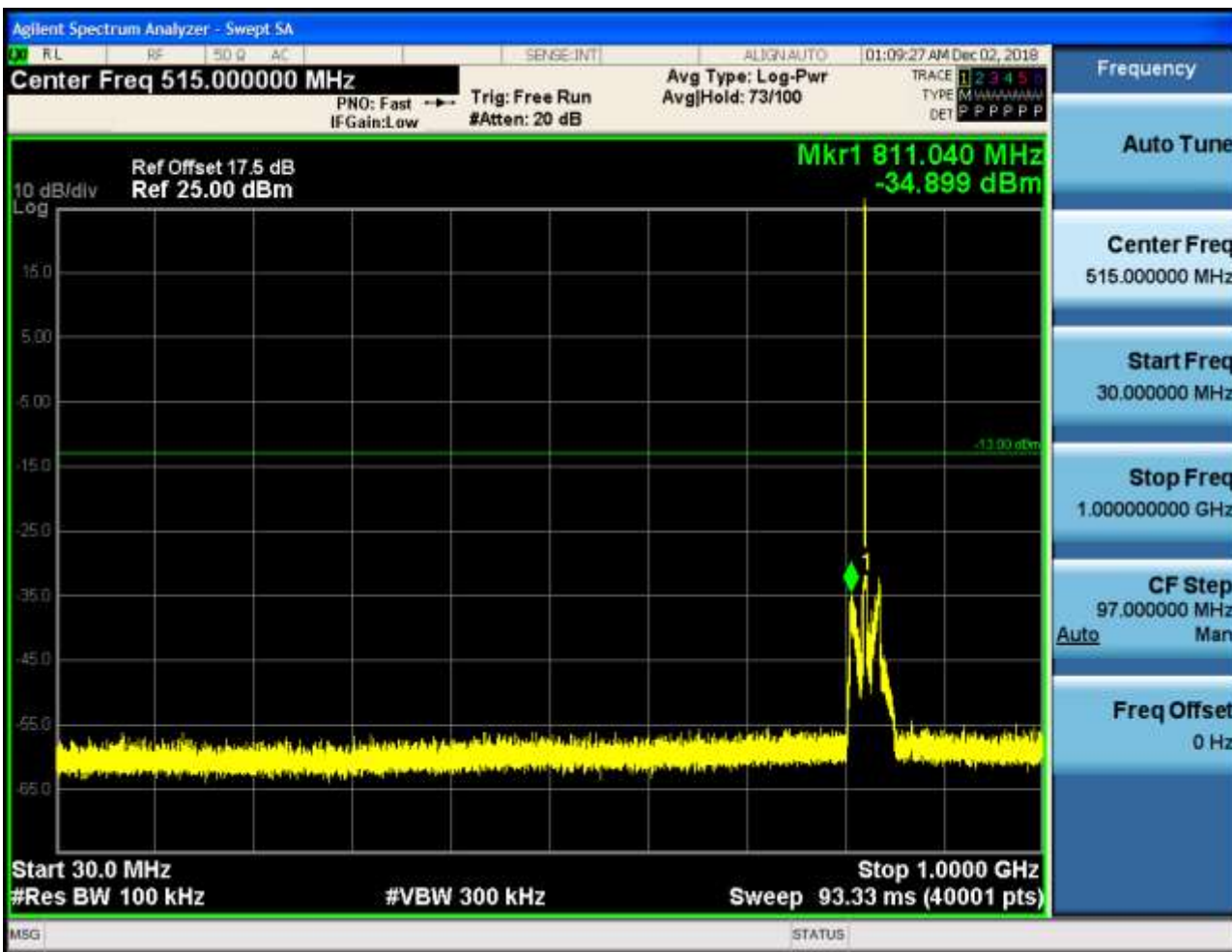
6.1.1.1.1 Test Bandwidth = 1.4

6.1.1.1.1.1 Test Channel = LCH

6.1.1.1.1.1.1 Test RB = RB1#0





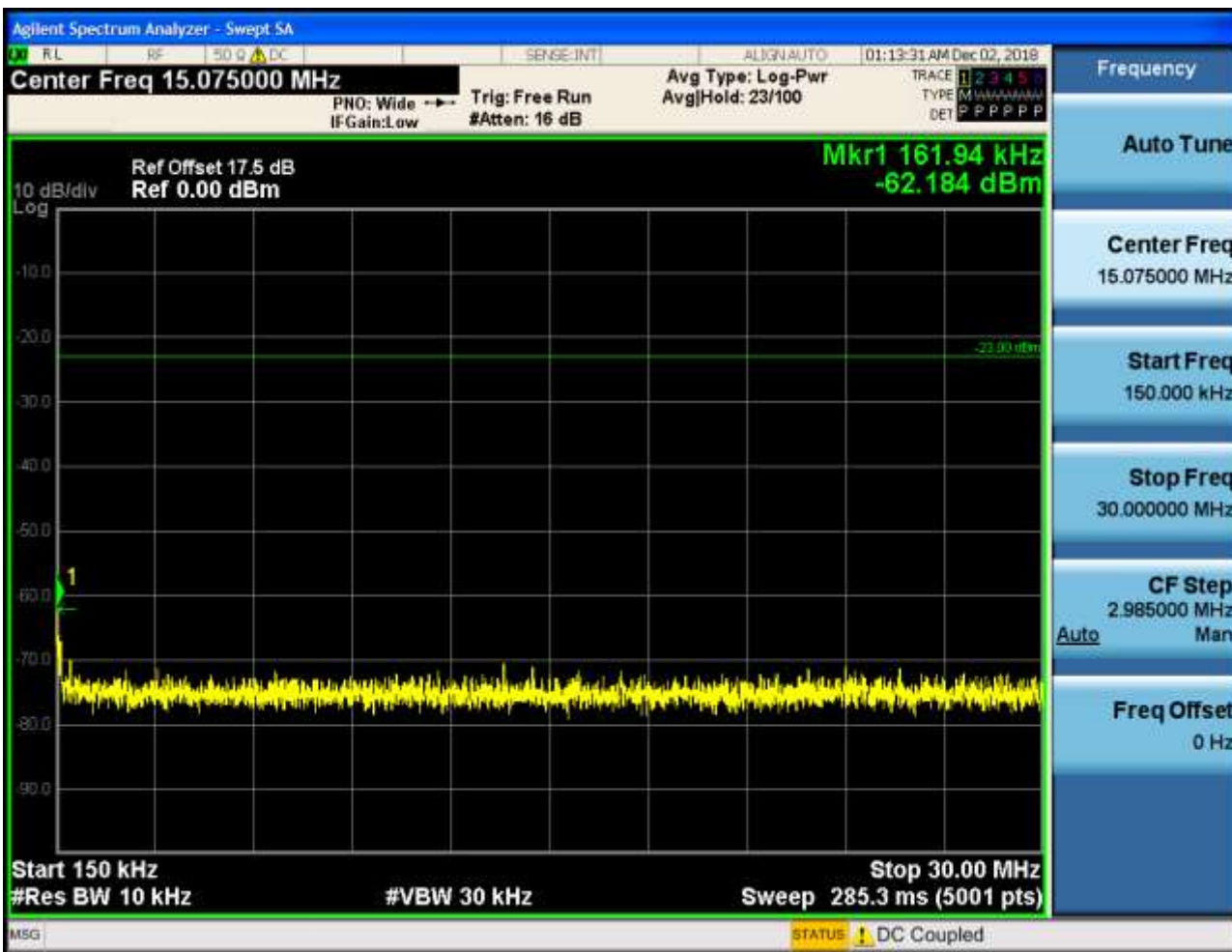


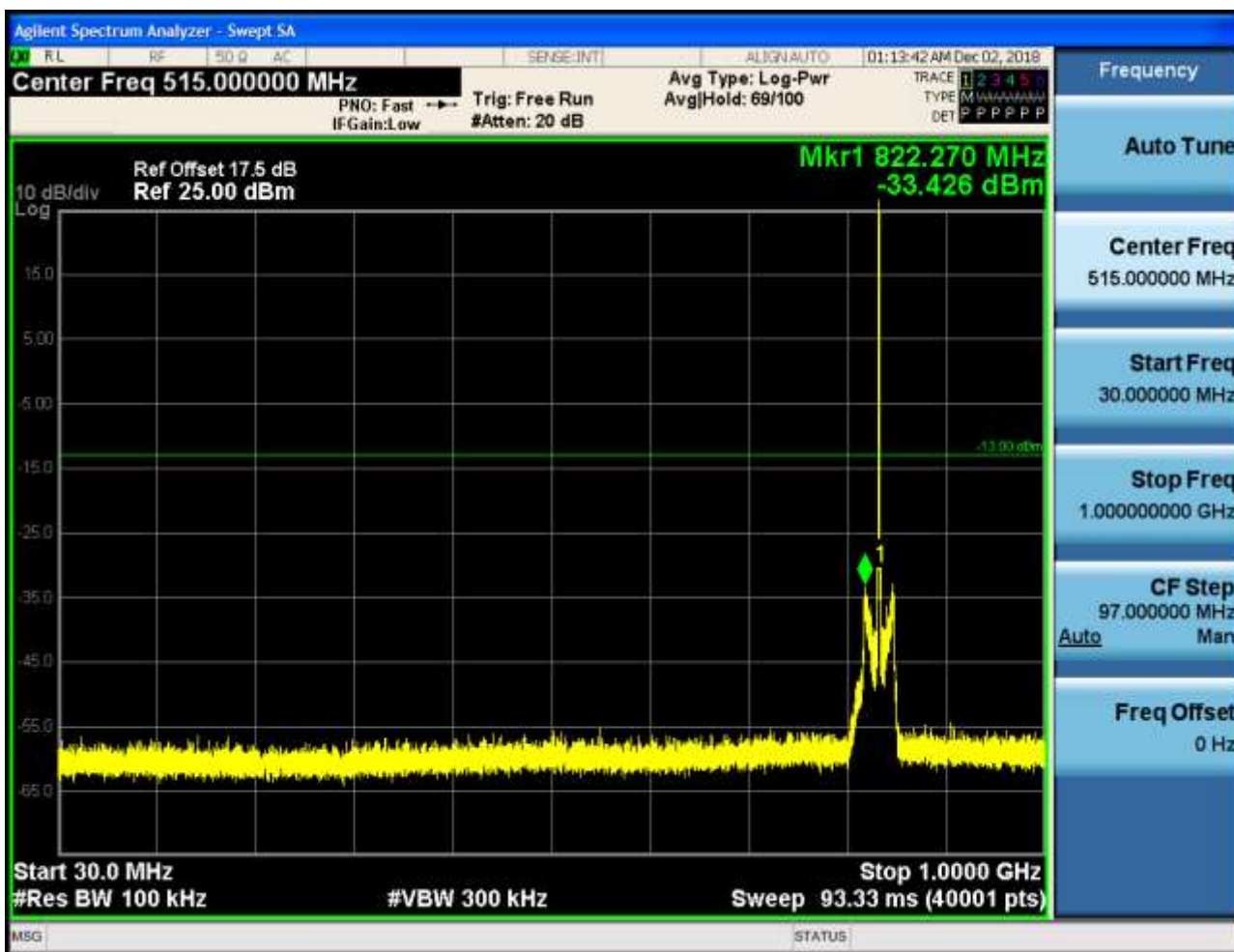


6.1.1.1.1.2 Test Channel = MCH

6.1.1.1.1.2.1 Test RB = RB1#0





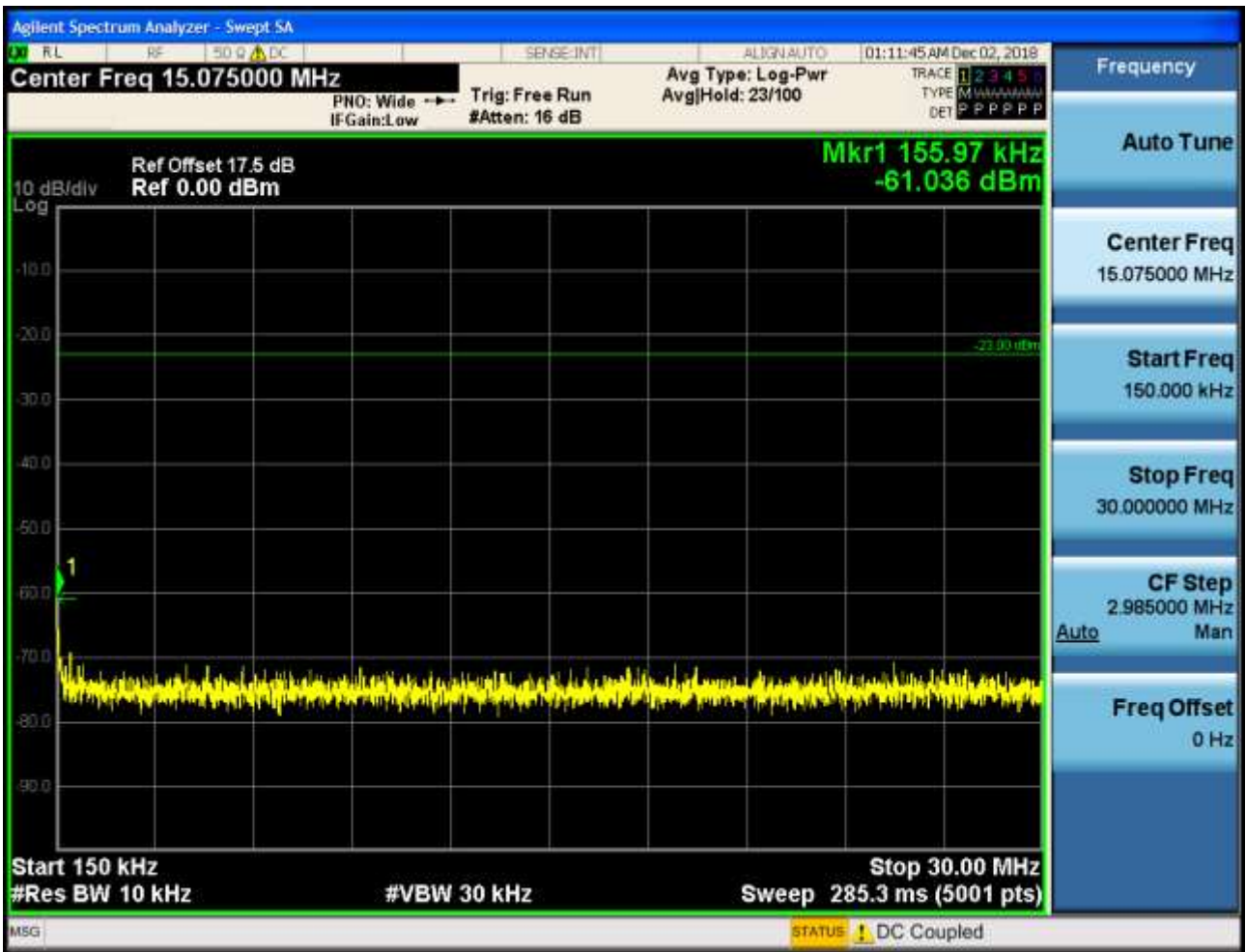


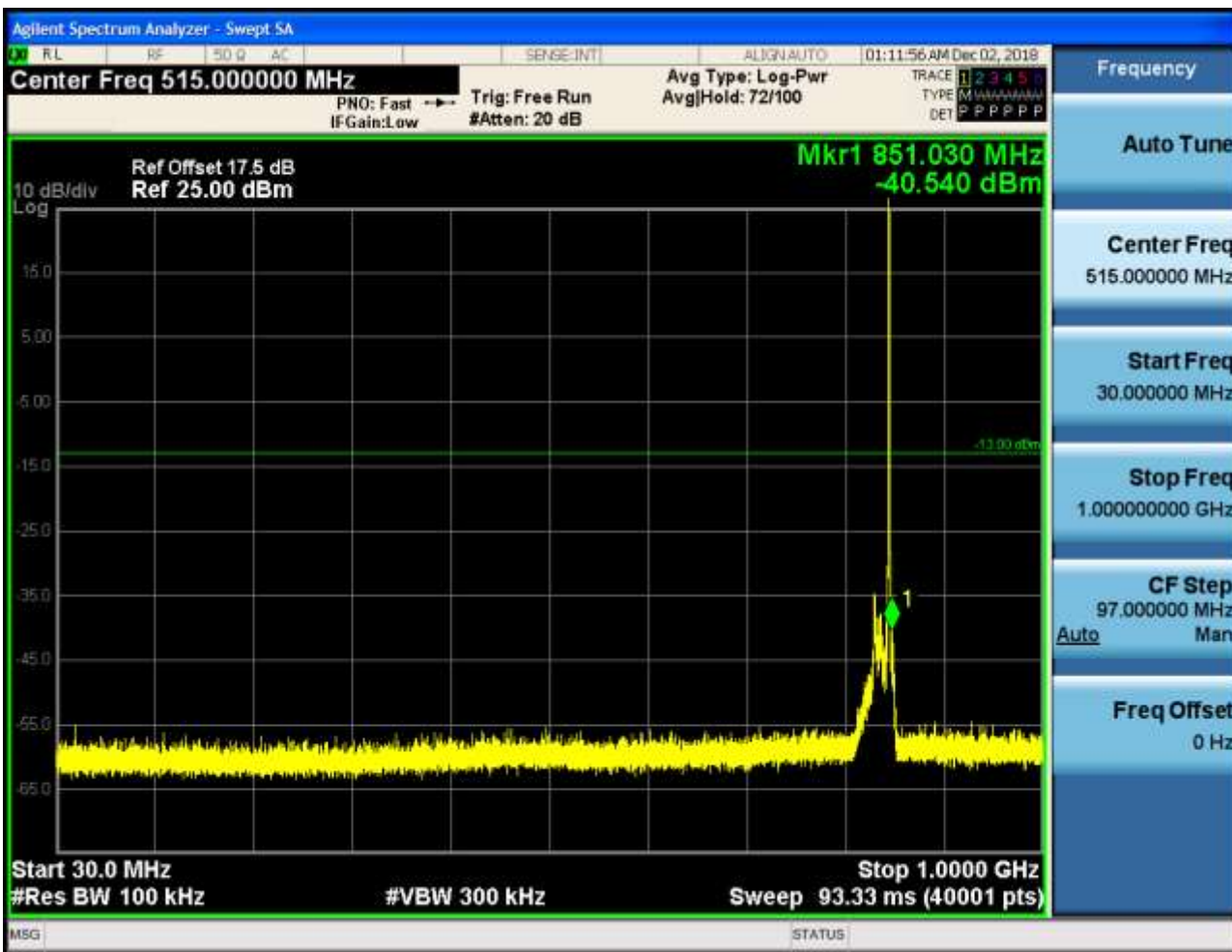


6.1.1.1.1.3 Test Channel = HCH

6.1.1.1.1.3.1 Test RB = RB1#0









6.2.1.1.2 Test Bandwidth = 3

6.2.1.1.2.1 Test Channel = LCH

6.2.1.1.2.1.1 Test RB = RB1#0



