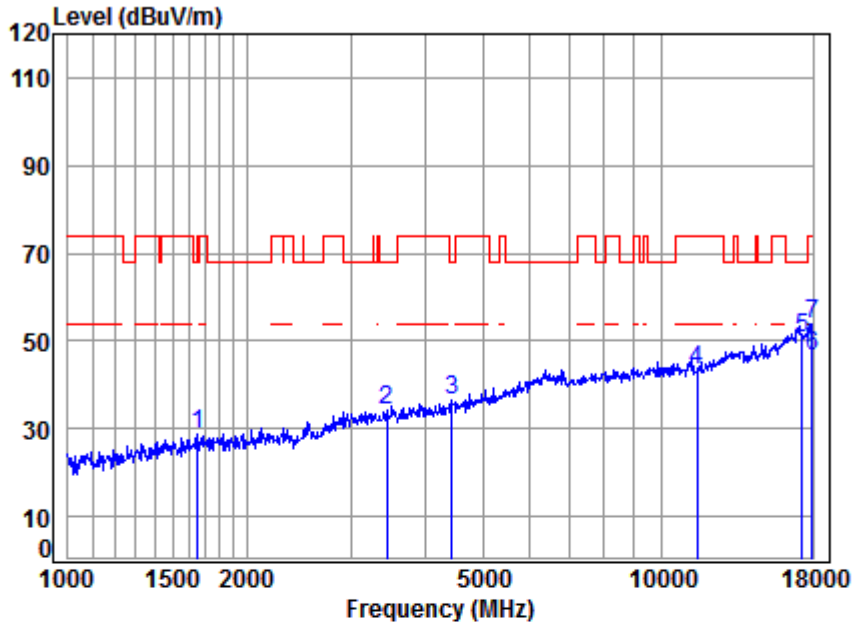




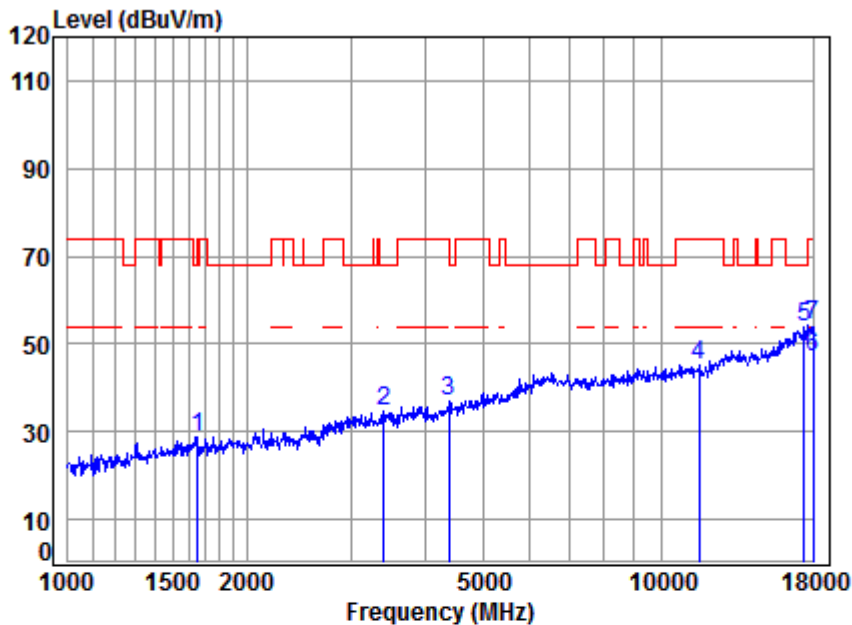
4.8.2.65 11N40_151 _Horizontal



Site : chamber
Condition: 3m HORIZONTAL
Job No : C0005
Mode : 5755 TX RSE
Note : 5G WIFI 11N40

	Freq	Cable Loss	Ant Factor	Preamp Factor	Read Level	Limit Level	Over Limit	Remark
	MHz	dB	dB/m	dB	dBuV	dBuV/m	dBuV/m	dB
1	1653.550	5.28	26.48	40.80	37.65	28.61	68.20	-39.59 peak
2	3445.535	6.41	31.62	42.05	38.25	34.23	68.20	-33.97 peak
3	4443.453	7.50	33.50	43.25	38.82	36.57	68.20	-31.63 peak
4	11510.000	12.14	37.90	38.49	31.92	43.47	74.00	-30.53 peak
5	17265.000	16.12	42.76	40.31	32.18	50.75	68.20	-17.45 peak
6	17948.050	16.08	43.44	40.21	27.30	46.61	54.00	-7.39 Average
7	17948.050	16.08	43.44	40.21	34.59	53.90	74.00	-20.10 peak

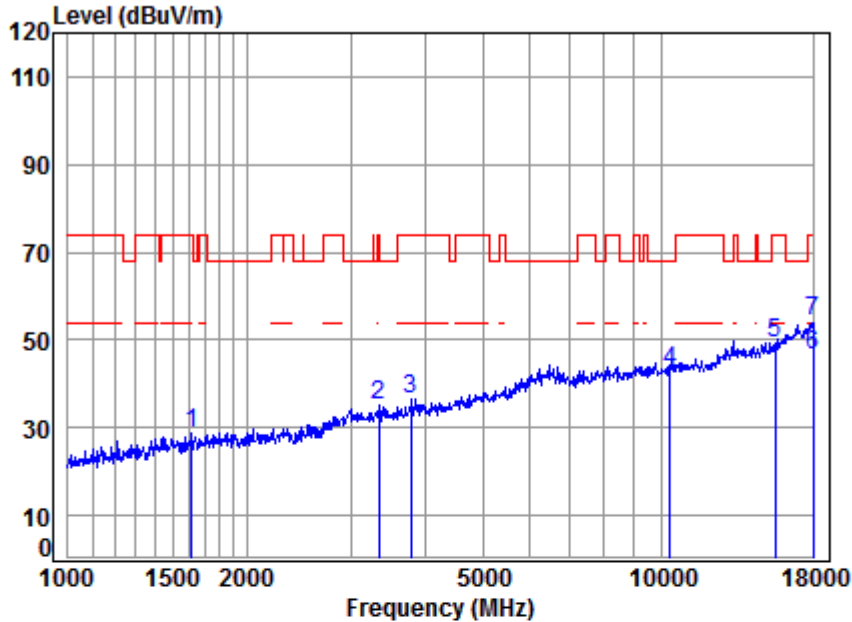
4.8.2.66 11N40_159_Horizontal



Site : chamber
Condition: 3m HORIZONTAL
Job No : C0005
Mode : 5795 TX RSE
Note : 5G WIFI 11N40

	Freq	Cable Loss	Ant Factor	Preamp Factor	Read Level	Level	Limit Line	Over Limit	Remark
	MHz	dB	dB/m	dB	dBuV	dBuV/m	dBuV/m	dB	
1	1653.550	5.28	26.48	40.80	37.83	28.79	68.20	-39.41	peak
2	3405.929	6.38	31.56	42.00	38.61	34.55	68.20	-33.65	peak
3	4379.699	7.43	33.39	43.18	39.27	36.91	74.00	-37.09	peak
4	11590.000	12.17	37.86	38.53	33.77	45.27	74.00	-28.73	peak
5	17385.000	15.85	42.83	40.30	35.27	53.65	68.20	-14.55	peak
6	18000.000	16.13	43.50	40.20	27.50	46.93	54.00	-7.07	Average
7	18000.000	16.13	43.50	40.20	34.76	54.19	74.00	-19.81	peak

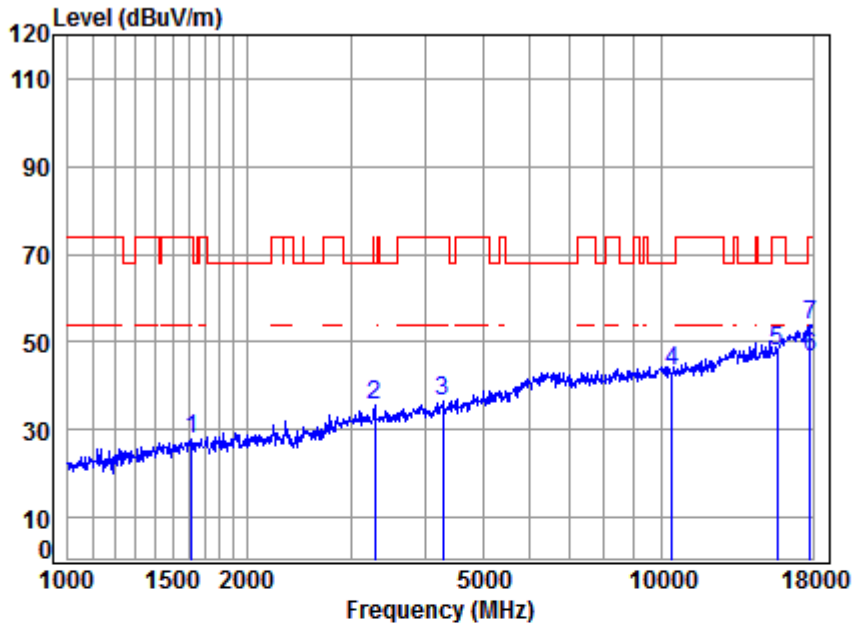
4.8.2.67 11AC20_36_Vertical



Site : chamber
Condition: 3m VERTICAL
Job No : C0005
Mode : 5180 TX RSE
Note : 5G WIFI 11AC20

	Cable	Ant	Preamp	Read	Limit	Over		
Freq	Loss	Factor	Factor	Level	Level	Line	Limit	Remark
MHz	dB	dB/m	dB	dBuV	dBuV/m	dBuV/m	dB	
1	1615.754	5.33	26.32	40.78	37.68	28.55	74.00	-45.45 peak
2	3337.710	6.31	31.45	41.90	39.50	35.36	74.00	-38.64 peak
3	3790.361	6.77	32.30	42.50	39.89	36.46	74.00	-37.54 peak
4	10360.000	11.19	37.76	37.97	31.76	42.74	68.20	-25.46 peak
5	15540.000	14.30	40.72	40.60	34.66	49.08	74.00	-24.92 peak
6	18000.000	16.13	43.50	40.20	27.07	46.50	54.00	-7.50 Average
7	18000.000	16.13	43.50	40.20	34.66	54.09	74.00	-19.91 peak

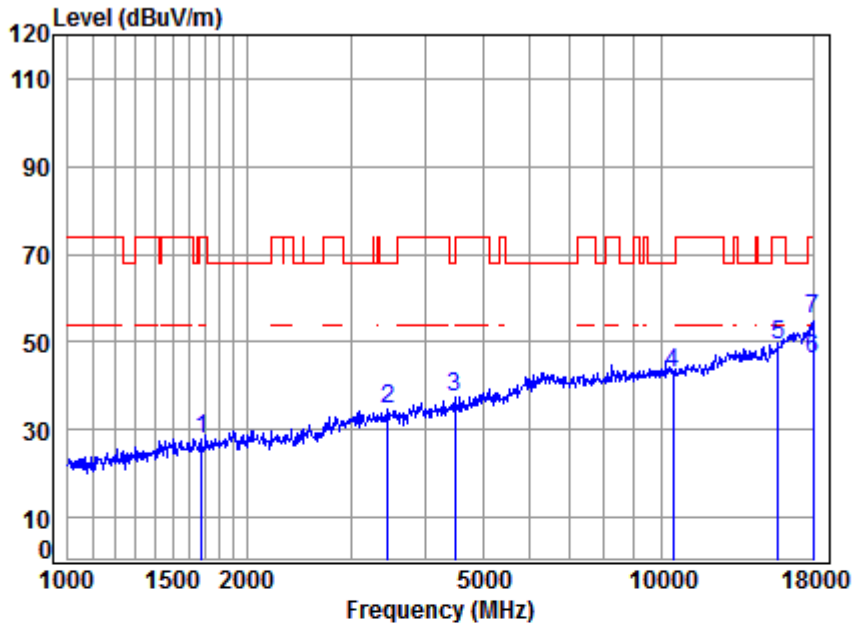
4.8.2.68 11AC20_44_Vertical



Site : chamber
 Condition: 3m VERTICAL
 Job No : C0005
 Mode : 5220 TX RSE
 Note : 5G WIFI 11AC20

	Freq	Cable Loss	Ant Factor	Preamp Factor	Read Level	Level	Limit Line	Over Limit	Remark
	MHz	dB	dB/m	dB	dBuV	dBuV/m	dBuV/m	dB	
1	1615.754	5.33	26.32	40.78	37.01	27.88	74.00	-46.12	peak
2	3289.821	6.27	31.38	41.83	39.56	35.38	68.20	-32.82	peak
3	4291.977	7.33	33.24	43.08	39.23	36.72	74.00	-37.28	peak
4	10440.000	11.25	37.72	38.01	32.17	43.13	68.20	-25.07	peak
5	15660.000	14.48	40.80	40.58	33.13	47.83	74.00	-26.17	peak
6	17844.590	15.97	43.32	40.22	27.29	46.36	54.00	-7.64	Average
7	17844.590	15.97	43.32	40.22	34.81	53.88	74.00	-20.12	peak

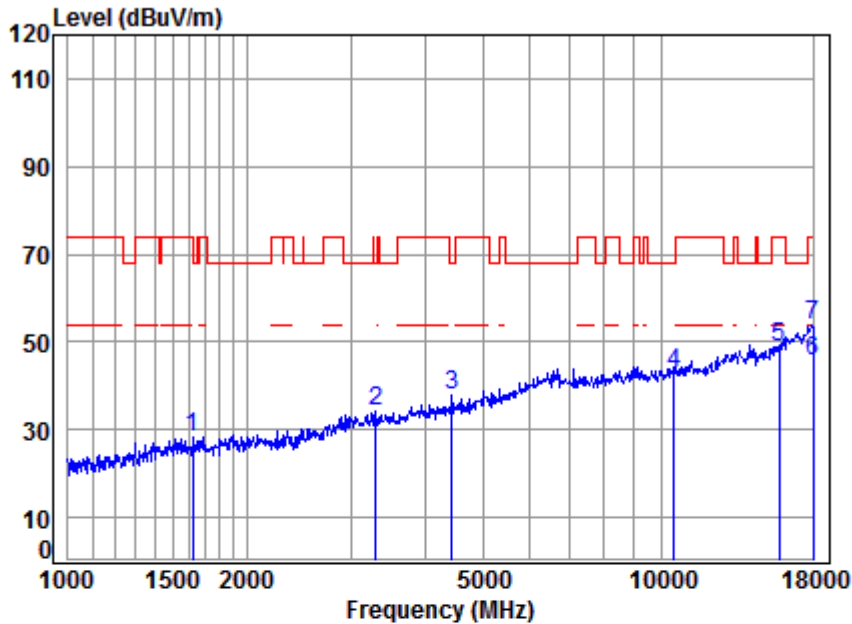
4.8.2.69 11AC20_48_Vertical



Site : chamber
Condition: 3m VERTICAL
Job No : C0005
Mode : 5240 TX RSE
Note : 5G WIFI 11AC20

	Freq	Cable Loss	Ant Factor	Preamp Factor	Read Level	Limit Level	Limit Line	Over Limit	Remark
	MHz	dB	dB/m	dB	dBuV	dBuV/m	dBuV/m	dB	
1	1677.621	5.25	26.58	40.82	36.87	27.88	74.00	-46.12	peak
2	3465.510	6.43	31.65	42.08	38.90	34.90	68.20	-33.30	peak
3	4482.150	7.54	33.57	43.29	39.60	37.42	68.20	-30.78	peak
4	10480.000	11.28	37.71	38.03	32.02	42.98	68.20	-25.22	peak
5	15720.000	14.57	40.83	40.57	34.65	49.48	74.00	-24.52	peak
6	18000.000	16.13	43.50	40.20	26.81	46.24	54.00	-7.76	Average
7	18000.000	16.13	43.50	40.20	36.00	55.43	74.00	-18.57	peak

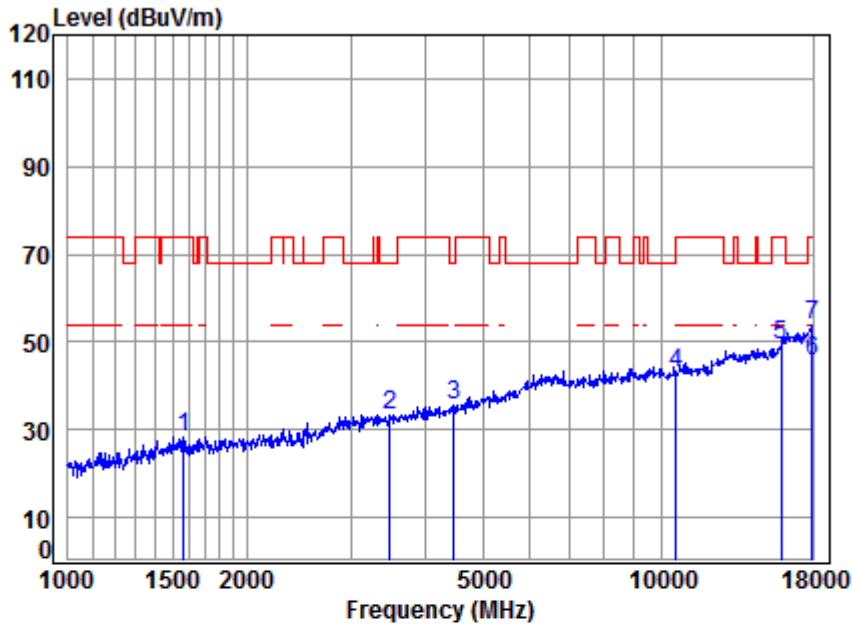
4.8.2.70 11AC20_52_Vertical



Site : chamber
 Condition: 3m VERTICAL
 Job No : C0005
 Mode : 5260 TX RSE
 Note : 5G WIFI 11AC20

	Freq	Cable Loss	Ant Factor	Preamp Factor	Read Level	Limit Level	Limit Line	Over Limit	Remark
	MHz	dB	dB/m	dB	dBuV	dBuV/m	dBuV/m	dB	
1	1620.431	5.32	26.34	40.78	37.27	28.15	74.00	-45.85	peak
2	3299.344	6.28	31.39	41.85	38.62	34.44	68.20	-33.76	peak
3	4430.628	7.48	33.48	43.23	39.99	37.72	68.20	-30.48	peak
4	10520.000	11.30	37.70	38.05	31.75	42.70	68.20	-25.50	peak
5	15780.000	14.66	40.87	40.56	33.82	48.79	74.00	-25.21	peak
6	18000.000	16.13	43.50	40.20	26.25	45.68	54.00	-8.32	Average
7	18000.000	16.13	43.50	40.20	34.41	53.84	74.00	-20.16	peak

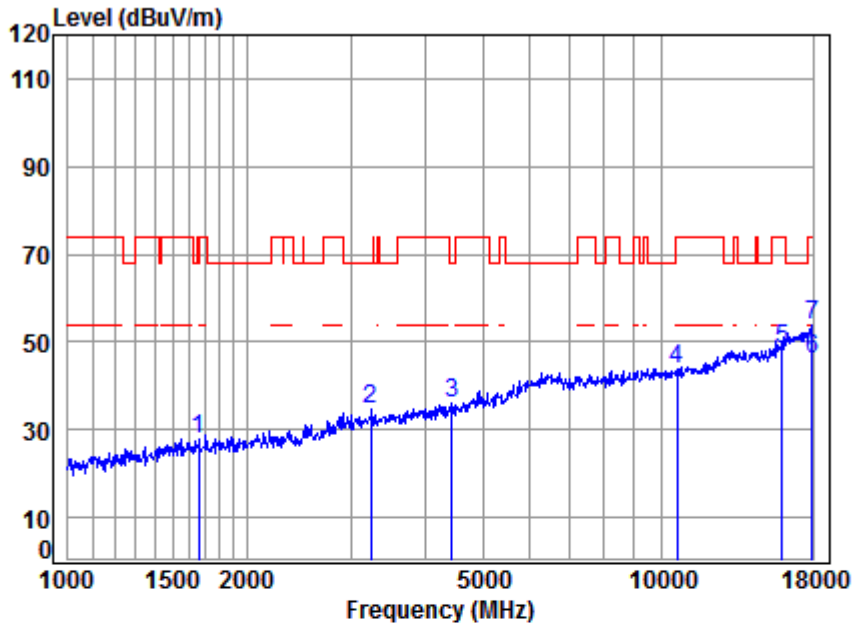
4.8.2.71 11AC20_60_Veritical



Site : chamber
Condition: 3m VERTICAL
Job No : C0005
Mode : 5300 TX RSE
Note : 5G WIFI 11AC20

	Freq	Cable Loss	Ant Factor	Preamp Factor	Read Level	Limit Level	Limit Line	Over Limit	Remark
	MHz	dB	dB/m	dB	dBuV	dBuV/m	dBuV/m	dB	
1	1565.191	5.39	26.10	40.75	37.65	28.39	74.00	-45.61	peak
2	3485.601	6.45	31.68	42.10	37.30	33.33	68.20	-34.87	peak
3	4469.214	7.53	33.55	43.27	37.64	35.45	68.20	-32.75	peak
4	10600.000	11.36	37.72	38.09	31.95	42.94	68.20	-25.26	peak
5	15900.000	14.84	40.94	40.54	34.20	49.44	74.00	-24.56	peak
6	17948.050	16.08	43.44	40.21	26.21	45.52	54.00	-8.48	Average
7	17948.050	16.08	43.44	40.21	34.37	53.68	74.00	-20.32	peak

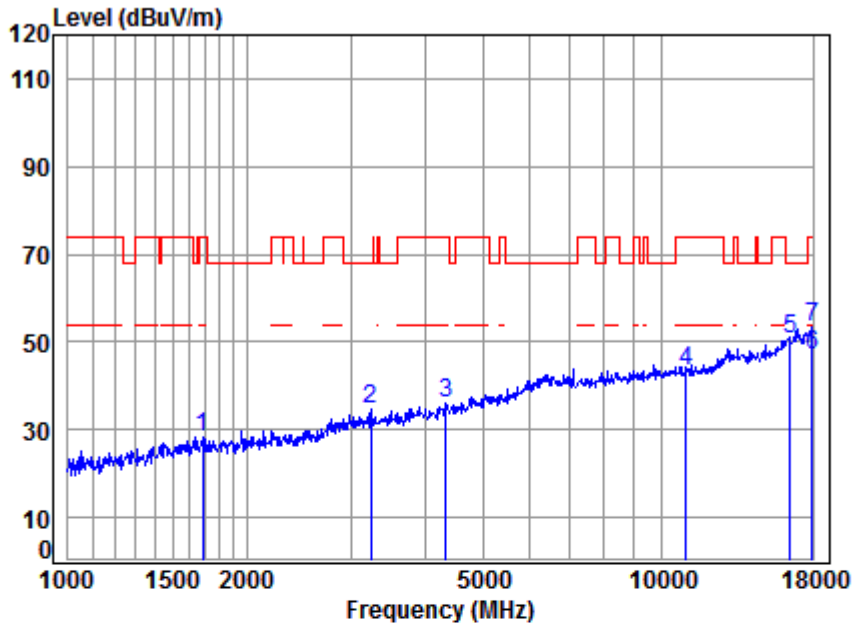
4.8.2.72 11AC20_64_Veritical



Site : chamber
 Condition: 3m VERTICAL
 Job No : C0005
 Mode : 5320 TX RSE
 Note : 5G WIFI 11AC20

	Freq	Cable Loss	Ant Factor	Preamp Factor	Read Level	Level	Limit Line	Over Limit	Remark
	MHz	dB	dB/m	dB	dBuV	dBuV/m	dBuV/m	dB	
1	1663.137	5.27	26.52	40.81	37.01	27.99	74.00	-46.01	peak
2	3242.619	6.22	31.30	41.77	38.79	34.54	68.20	-33.66	peak
3	4443.453	7.50	33.50	43.25	38.16	35.91	68.20	-32.29	peak
4	10640.000	11.39	37.73	38.11	32.66	43.67	74.00	-30.33	peak
5	15960.000	14.93	40.98	40.53	33.07	48.45	74.00	-25.55	peak
6	17948.050	16.08	43.44	40.21	26.79	46.10	54.00	-7.90	Average
7	17948.050	16.08	43.44	40.21	34.39	53.70	74.00	-20.30	peak

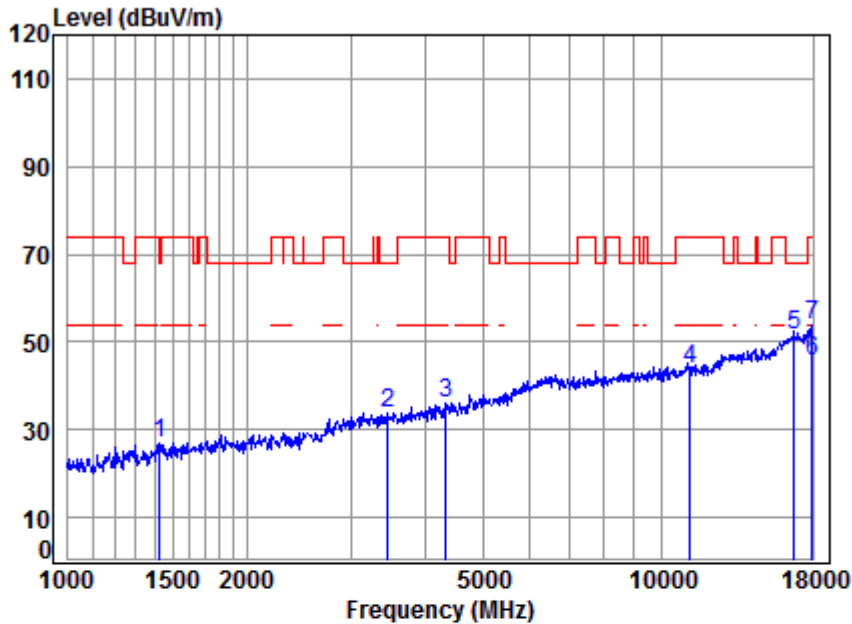
4.8.2.73 11AC20_100_Veritical



Site : chamber
Condition: 3m VERTICAL
Job No : C0005
Mode : 5500 TX RSE
Note : 5G WIFI 11AC20

	Freq	Cable Loss	Ant Factor	Preamp Factor	Read Level	Limit Level	Limit Line	Over Limit	Remark
	MHz	dB	dB/m	dB	dBuV	dBuV/m	dBuV/m	dB	
1	1687.347	5.24	26.62	40.82	37.18	28.22	74.00	-45.78	peak
2	3242.619	6.22	31.30	41.77	38.78	34.53	68.20	-33.67	peak
3	4341.886	7.38	33.33	43.14	38.64	36.21	74.00	-37.79	peak
4	11000.000	11.63	37.80	38.27	31.99	43.15	74.00	-30.85	peak
5	16500.000	14.50	42.20	40.44	34.21	50.47	68.20	-17.73	peak
6	17948.050	16.08	43.44	40.21	27.62	46.93	54.00	-7.07	Average
7	17948.050	16.08	43.44	40.21	34.21	53.52	74.00	-20.48	peak

4.8.2.74 11AC20_116_Vertical

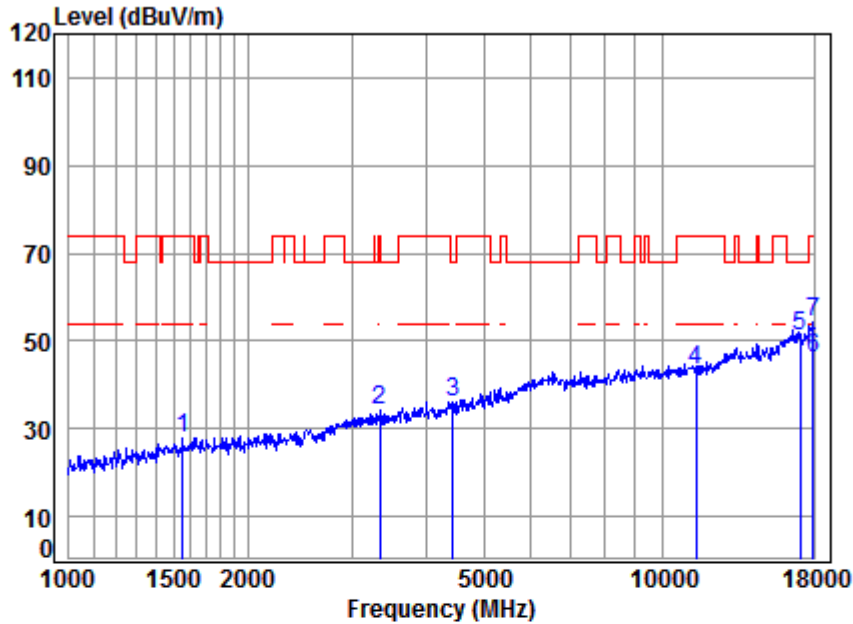


Site : chamber
Condition: 3m VERTICAL
Job No : C0005
Mode : 5580 TX RSE
Note : 5G WIFI 11AC20

	Freq	Cable Loss	Ant Factor	Preamp Factor	Read Level	Level	Limit Line	Over Limit	Remark
	MHz	dB	dB/m	dB	dBuV	dBuV/m	dBuV/m	dB	
1	1426.916	5.24	25.53	40.66	37.03	27.14	74.00	-46.86	peak
2	3465.510	6.43	31.65	42.08	37.59	33.59	68.20	-34.61	peak
3	4341.886	7.38	33.33	43.14	38.30	35.87	74.00	-38.13	peak
4	11160.000	11.80	37.83	38.34	32.32	43.61	74.00	-30.39	peak
5	16740.000	15.57	42.39	40.40	33.82	51.38	68.20	-16.82	peak
6	17948.050	16.08	43.44	40.21	26.48	45.79	54.00	-8.21	Average
7	17948.050	16.08	43.44	40.21	34.71	54.02	74.00	-19.98	peak



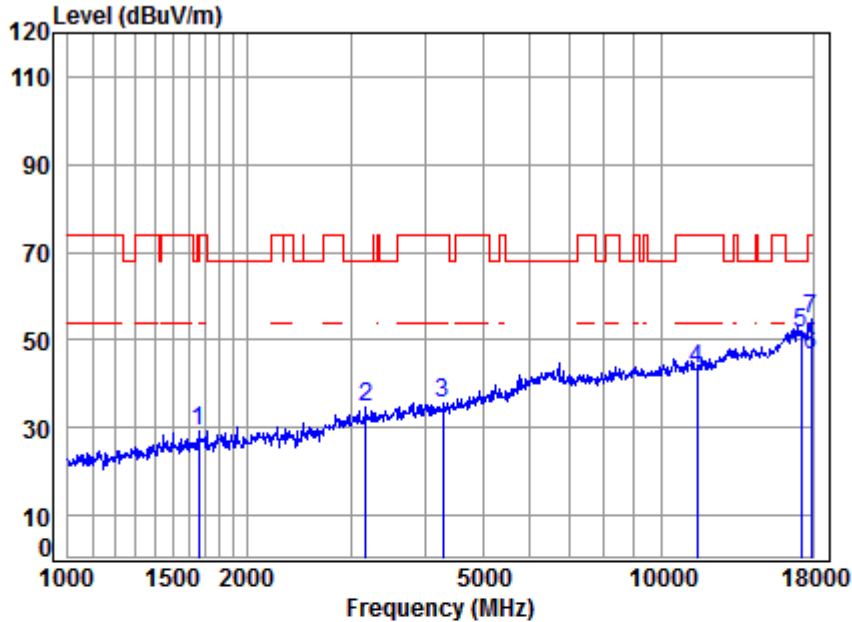
4.8.2.75 11AC20_140_Vertical



Site : chamber
Condition: 3m VERTICAL
Job No : C0005
Mode : 5700 TX RSE
Note : 5G WIFI 11AC20

	Freq	Cable Loss	Ant Factor	Preamplifier	Read Level	Limit Level	Limit Line	Over Limit	Remark
	MHz	dB	dB/m	dB	dBuV	dBuV/m	dBuV/m	dB	
1	1556.169	5.41	26.06	40.74	37.10	27.83	74.00	-46.17	peak
2	3337.710	6.31	31.45	41.90	38.41	34.27	74.00	-39.73	peak
3	4430.628	7.48	33.48	43.23	38.49	36.22	68.20	-31.98	peak
4	11400.000	12.04	37.88	38.45	31.91	43.38	74.00	-30.62	peak
5	17100.000	16.49	42.66	40.34	32.19	51.00	68.20	-17.20	peak
6	17948.050	16.08	43.44	40.21	26.90	46.21	54.00	-7.79	Average
7	17948.050	16.08	43.44	40.21	35.14	54.45	74.00	-19.55	peak

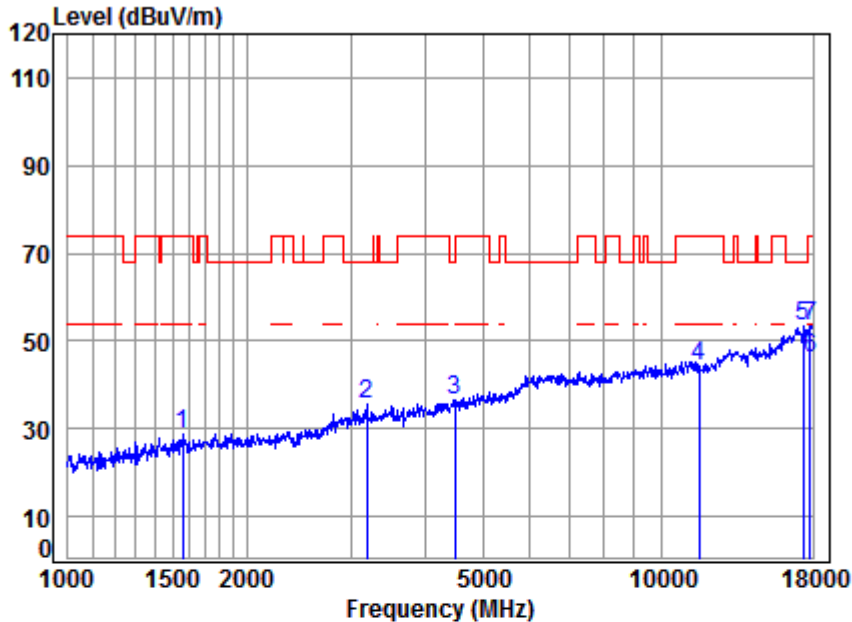
4.8.2.76 11AC20_149_Vertical



Site : chamber
Condition: 3m VERTICAL
Job No : C0005
Mode : 5745 TX RSE
Note : 5G WIFI 11AC20

	Cable	Ant	Preamp	Read	Limit	Over		
Freq	Loss	Factor	Factor	Level	Level	Line	Limit	Remark
MHz	dB	dB/m	dB	dBuV	dBuV/m	dBuV/m	dB	
1	1658.337	5.28	26.50	40.81	38.23	29.20	68.20	-39.00 peak
2	3177.672	6.16	31.20	41.67	38.86	34.55	68.20	-33.65 peak
3	4291.977	7.33	33.24	43.08	38.29	35.78	74.00	-38.22 peak
4	11490.000	12.13	37.90	38.49	31.75	43.29	74.00	-30.71 peak
5	17235.000	16.18	42.74	40.32	33.04	51.64	68.20	-16.56 peak
6	17896.250	16.02	43.38	40.22	27.37	46.55	54.00	-7.45 Average
7	17896.250	16.02	43.38	40.22	35.72	54.90	74.00	-19.10 peak

4.8.2.77 11AC20_157_Vertical

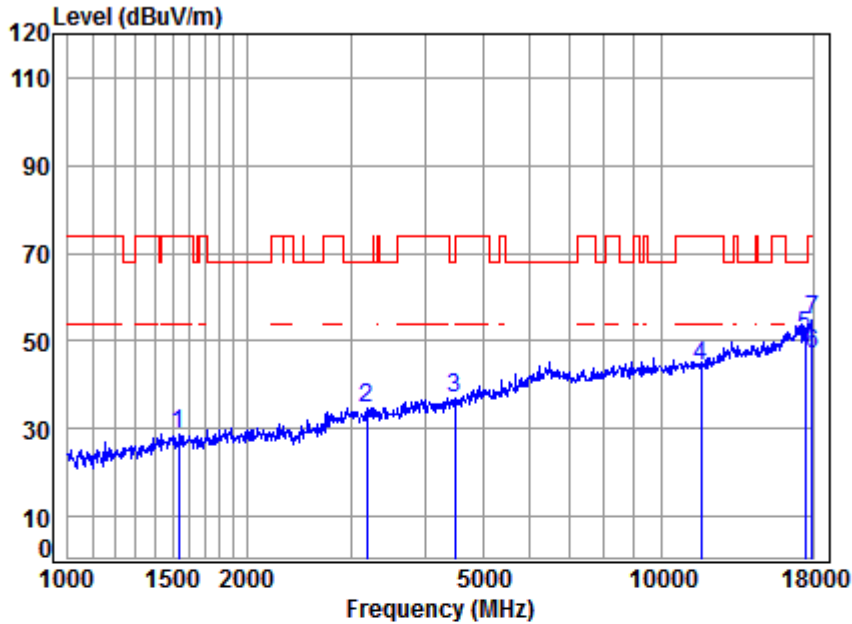


Site : chamber
Condition: 3m VERTICAL
Job No : C0005
Mode : 5785 TX RSE
Note : 5G WIFI 11AC20

	Freq	Cable Loss	Ant Factor	Preamplifier	Read Level	Limit Level	Limit Line	Over Limit	Remark
	MHz	dB	dB/m	dB	dBuV	dBuV/m	dBuV/m	dB	
1	1560.673	5.40	26.08	40.75	38.21	28.94	74.00	-45.06	peak
2	3186.869	6.17	31.21	41.68	40.00	35.70	68.20	-32.50	peak
3	4495.125	7.55	33.59	43.30	38.83	36.67	68.20	-31.53	peak
4	11570.000	12.17	37.87	38.52	32.56	44.08	74.00	-29.92	peak
5	17355.000	15.92	42.81	40.30	34.79	53.22	68.20	-14.98	peak
6	17844.590	15.97	43.32	40.22	27.06	46.13	54.00	-7.87	Average
7	17844.590	15.97	43.32	40.22	34.40	53.47	74.00	-20.53	peak



4.8.2.78 11AC20_165_Vertical

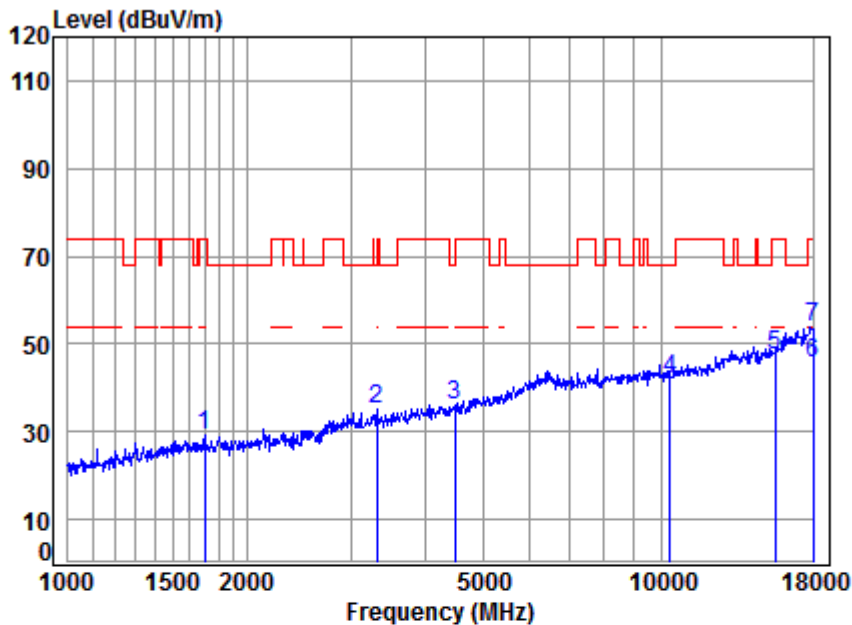


Site : chamber
Condition: 3m VERTICAL
Job No : C0005
Mode : 5825 TX RSE
Note : 5G WIFI 11AC20

	Freq	Cable Loss	Ant Factor	Preamplifier	Read Level	Limit Level	Limit Line	Over Limit	Remark
	MHz	dB	dB/m	dB	dBuV	dBuV/m	dBuV/m	dB	
1	1538.281	5.43	25.98	40.73	37.92	28.60	74.00	-45.40	peak
2	3186.869	6.17	31.21	41.68	39.01	34.71	68.20	-33.49	peak
3	4482.150	7.54	33.57	43.29	39.31	37.13	68.20	-31.07	peak
4	11650.000	12.20	37.84	38.55	32.95	44.44	74.00	-29.56	peak
5	17475.000	15.65	42.89	40.28	33.05	51.31	68.20	-16.89	peak
6	17948.050	16.08	43.44	40.21	27.49	46.80	54.00	-7.20	Average
7	17948.050	16.08	43.44	40.21	35.65	54.96	74.00	-19.04	peak



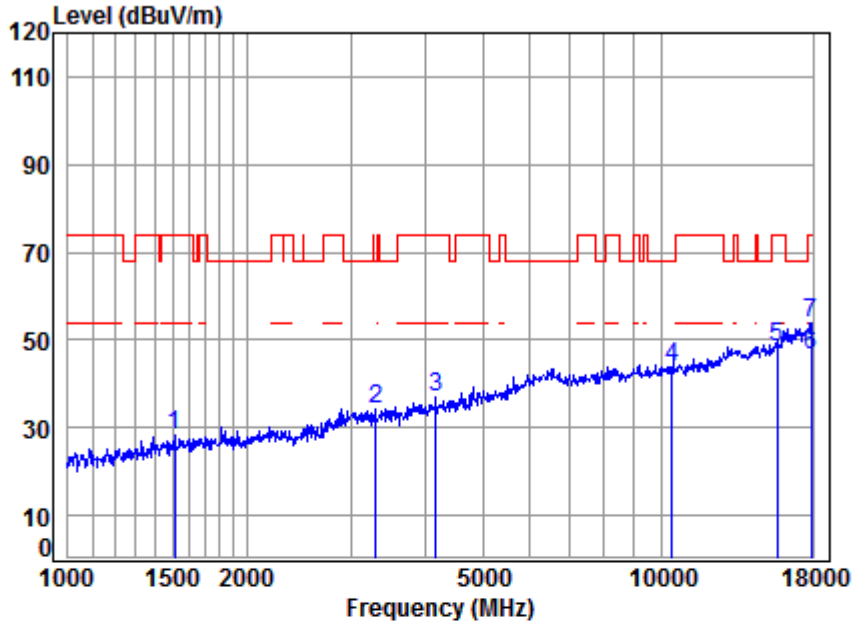
4.8.2.79 11AC20_36_Horizontal



Site : chamber
Condition: 3m HORIZONTAL
Job No : C0005
Mode : 5180 TX RSE
Note : 5G WIFI 11AC20

	Freq	Cable Loss	Ant Factor	Preamplifier	Read Level	Limit Level	Over Limit	Remark
	MHz	dB	dB/m	dB	dBuV	dBuV/m	dB	
1	1697.129	5.23	26.66	40.83	38.04	29.10	74.00	-44.90 peak
2	3318.471	6.29	31.42	41.87	39.11	34.95	68.20	-33.25 peak
3	4495.125	7.55	33.59	43.30	38.41	36.25	68.20	-31.95 peak
4	10360.000	11.19	37.76	37.97	31.11	42.09	68.20	-26.11 peak
5	15540.000	14.30	40.72	40.60	32.81	47.23	74.00	-26.77 peak
6	18000.000	16.13	43.50	40.20	26.41	45.84	54.00	-8.16 Average
7	18000.000	16.13	43.50	40.20	34.44	53.87	74.00	-20.13 peak

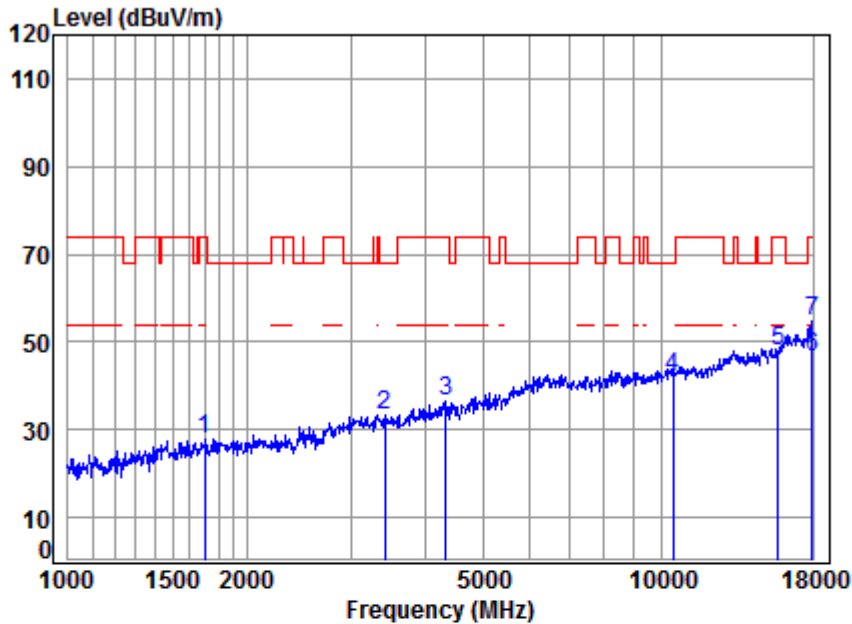
4.8.2.80 11AC20_44 _ Horizontal



Site : chamber
Condition: 3m HORIZONTAL
Job No : C0005
Mode : 5220 TX RSE
Note : 5G WIFI 11AC20

	Cable	Ant	Preamp	Read	Limit	Over		
Freq	Loss	Factor	Factor	Level	Level	Line	Limit	Remark
MHz	dB	dB/m	dB	dBuV	dBuV/m	dBuV/m	dB	
1	1511.833	5.46	25.85	40.71	37.50	28.10	74.00	-45.90 peak
2	3299.344	6.28	31.39	41.85	38.53	34.35	68.20	-33.85 peak
3	4169.698	7.18	33.02	42.95	39.83	37.08	74.00	-36.92 peak
4	10440.000	11.25	37.72	38.01	32.75	43.71	68.20	-24.49 peak
5	15660.000	14.48	40.80	40.58	33.47	48.17	74.00	-25.83 peak
6	17896.250	16.02	43.38	40.22	27.58	46.76	54.00	-7.24 Average
7	17896.250	16.02	43.38	40.22	34.77	53.95	74.00	-20.05 peak

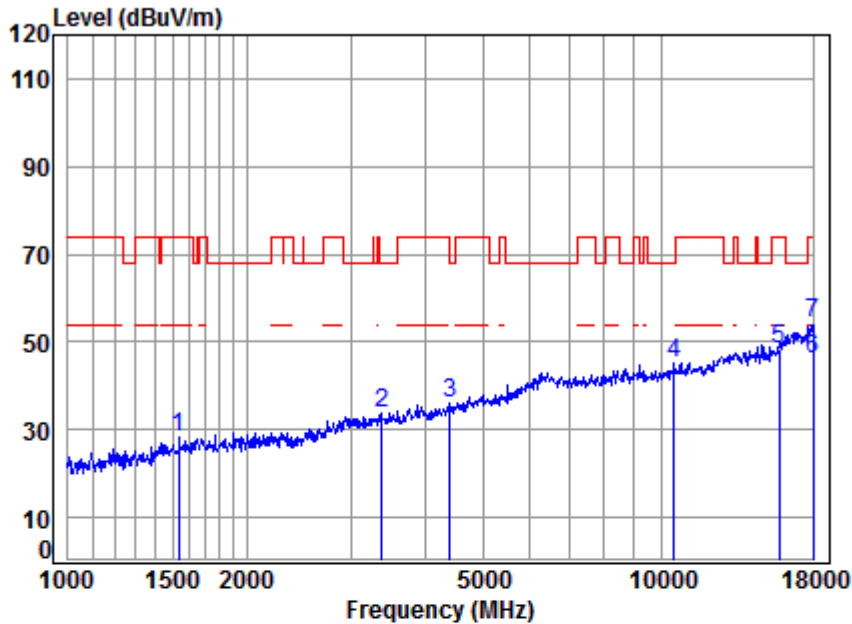
4.8.2.81 11AC20_48 _ Horizontal



Site : chamber
Condition: 3m HORIZONTAL
Job No : C0005
Mode : 5240 TX RSE
Note : 5G WIFI 11AC20

	Freq	Cable Loss	Ant Factor	Preamp Factor	Read Level	Level	Limit Line	Over Limit	Remark
	MHz	dB	dB/m	dB	dBuV	dBuV/m	dBuV/m	dB	
1	1702.042	5.23	26.68	40.83	36.94	28.02	74.00	-45.98	peak
2	3415.787	6.38	31.57	42.01	37.41	33.35	68.20	-34.85	peak
3	4341.886	7.38	33.33	43.14	38.75	36.32	74.00	-37.68	peak
4	10480.000	11.28	37.71	38.03	31.08	42.04	68.20	-26.16	peak
5	15720.000	14.57	40.83	40.57	32.92	47.75	74.00	-26.25	peak
6	17948.050	16.08	43.44	40.21	27.05	46.36	54.00	-7.64	Average
7	17948.050	16.08	43.44	40.21	35.41	54.72	74.00	-19.28	peak

4.8.2.82 11AC20_52 _ Horizontal

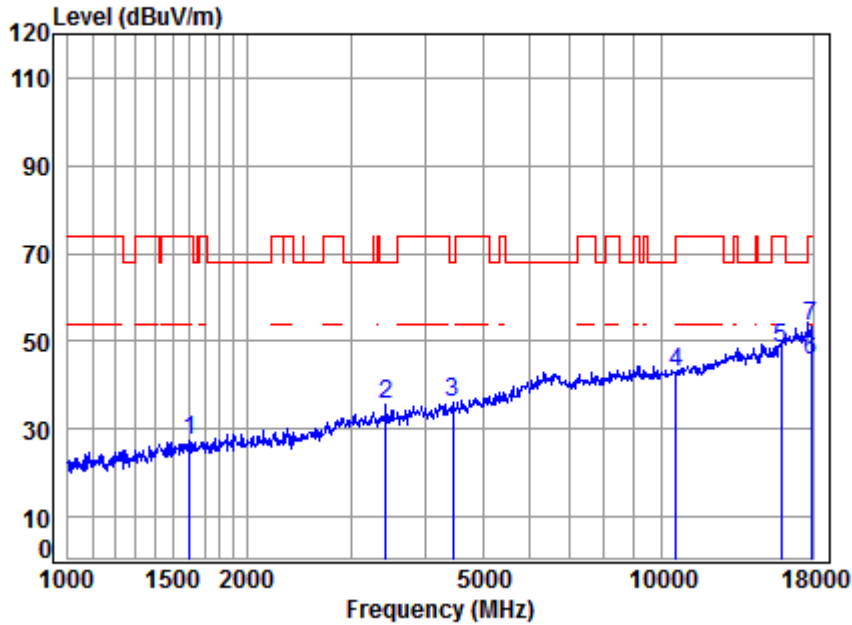


Site : chamber
Condition: 3m HORIZONTAL
Job No : C0005
Mode : 5260 TX RSE
Note : 5G WIFI 11AC20

	Freq	Cable Loss	Ant Factor	Preamp Factor	Read Level	Level	Limit Line	Over Limit	Remark
	MHz	dB	dB/m	dB	dBuV	dBuV/m	dBuV/m	dB	
1	1538.281	5.43	25.98	40.73	37.54	28.22	74.00	-45.78	peak
2	3376.523	6.35	31.51	41.96	37.89	33.79	68.20	-34.41	peak
3	4405.090	7.46	33.44	43.20	38.53	36.23	68.20	-31.97	peak
4	10520.000	11.30	37.70	38.05	34.33	45.28	68.20	-22.92	peak
5	15780.000	14.66	40.87	40.56	33.33	48.30	74.00	-25.70	peak
6	18000.000	16.13	43.50	40.20	26.67	46.10	54.00	-7.90	Average
7	18000.000	16.13	43.50	40.20	34.89	54.32	74.00	-19.68	peak



4.8.2.83 11AC20_60 _ Horizontal

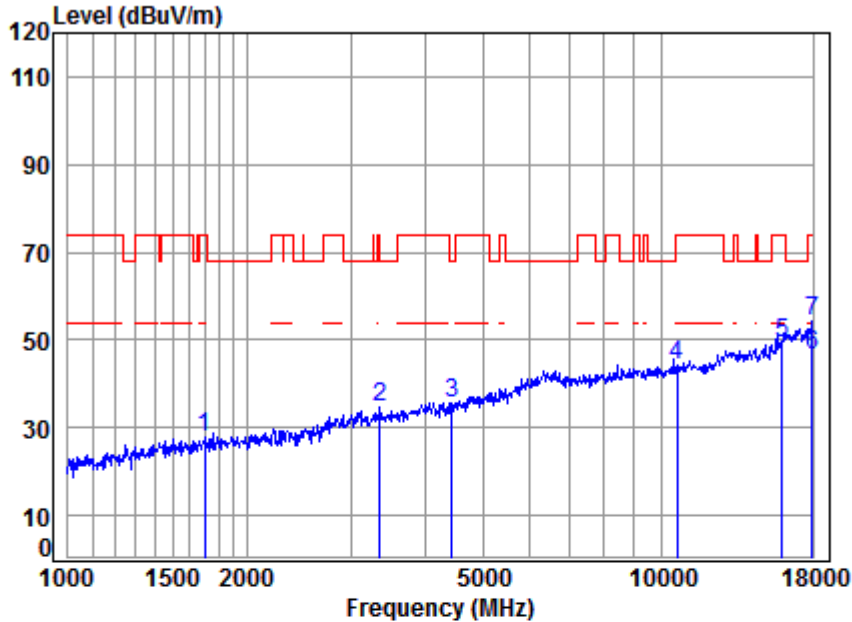


Site : chamber
Condition: 3m HORIZONTAL
Job No : C0005
Mode : 5300 TX RSE
Note : 5G WIFI 11AC20

	Freq	Cable Loss	Ant Factor	Preamp Factor	Read Level	Limit Level	Limit Line	Over Limit	Remark
	MHz	dB	dB/m	dB	dBuV	dBuV/m	dBuV/m	dB	
1	1601.804	5.35	26.26	40.77	36.65	27.49	74.00	-46.51	peak
2	3435.590	6.40	31.60	42.04	39.59	35.55	68.20	-32.65	peak
3	4456.315	7.51	33.53	43.26	38.11	35.89	68.20	-32.31	peak
4	10600.000	11.36	37.72	38.09	31.82	42.81	68.20	-25.39	peak
5	15900.000	14.84	40.94	40.54	33.25	48.49	74.00	-25.51	peak
6	17896.250	16.02	43.38	40.22	26.26	45.44	54.00	-8.56	Average
7	17896.250	16.02	43.38	40.22	34.36	53.54	74.00	-20.46	peak



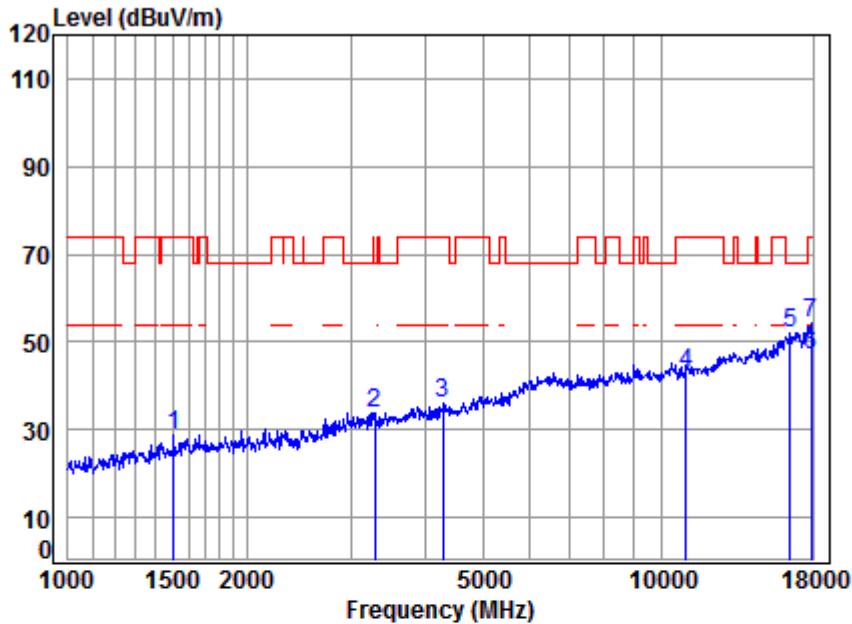
4.8.2.84 11AC20_64 _ Horizontal



Site : chamber
Condition: 3m HORIZONTAL
Job No : C0005
Mode : 5320 TX RSE
Note : 5G WIFI 11AC20

	Cable	Ant	Preamp	Read	Limit	Over		
Freq	Loss	Factor	Factor	Level	Level	Line	Limit	Remark
MHz	dB	dB/m	dB	dBuV	dBuV/m	dBuV/m	dB	
1	5.23	26.68	40.83	36.62	27.70	74.00	-46.30	peak
2	6.33	31.48	41.93	38.79	34.67	74.00	-39.33	peak
3	7.48	33.48	43.23	37.98	35.71	68.20	-32.49	peak
4	11.39	37.73	38.11	33.08	44.09	74.00	-29.91	peak
5	14.93	40.98	40.53	33.86	49.24	74.00	-24.76	peak
6	16.08	43.44	40.21	27.29	46.60	54.00	-7.40	Average
7	16.08	43.44	40.21	34.77	54.08	74.00	-19.92	peak

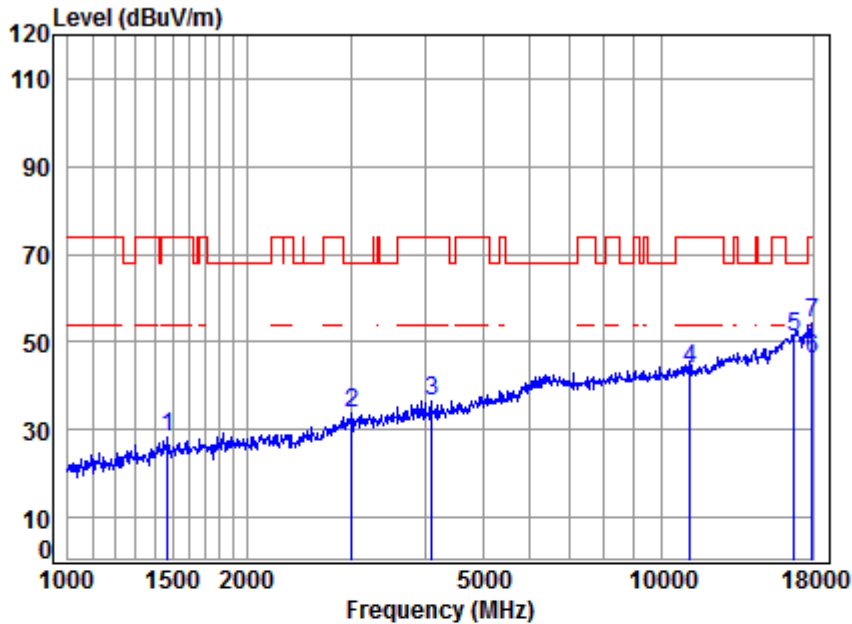
4.8.2.85 11AC20_100 _ Horizontal



Site : chamber
Condition: 3m HORIZONTAL
Job No : C0005
Mode : 5500 TX RSE
Note : 5G WIFI 11AC20

	Freq	Cable Loss	Ant Factor	Preamp Factor	Read Level	Level	Limit Line	Over Limit	Remark
	MHz	dB	dB/m	dB	dBuV	dBuV/m	dBuV/m	dB	
1	1507.470	5.47	25.83	40.71	38.14	28.73	74.00	-45.27	peak
2	3289.821	6.27	31.38	41.83	38.03	33.85	68.20	-34.35	peak
3	4291.977	7.33	33.24	43.08	38.63	36.12	74.00	-37.88	peak
4	11000.000	11.63	37.80	38.27	31.54	42.70	74.00	-31.30	peak
5	16500.000	14.50	42.20	40.44	35.57	51.83	68.20	-16.37	peak
6	17896.250	16.02	43.38	40.22	27.66	46.84	54.00	-7.16	Average
7	17896.250	16.02	43.38	40.22	34.89	54.07	74.00	-19.93	peak

4.8.2.86 11AC20_116 _ Horizontal

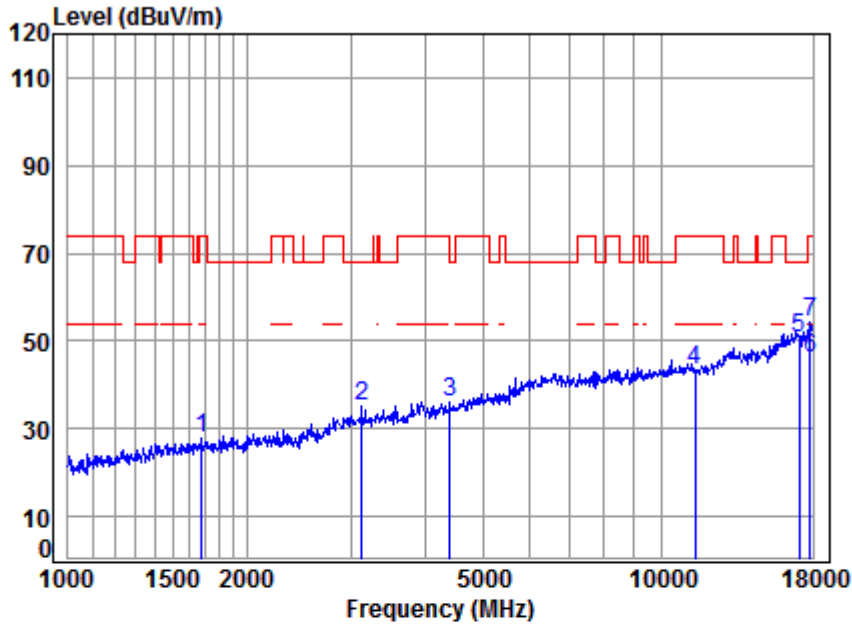


Site : chamber
Condition: 3m HORIZONTAL
Job No : C0005
Mode : 5580 TX RSE
Note : 5G WIFI 11AC20

	Freq	Cable Loss	Ant Factor	Preamp Factor	Read Level	Limit Level	Limit Line	Over Limit	Remark
	MHz	dB	dB/m	dB	dBuV	dBuV/m	dBuV/m	dB	
1	1473.013	5.39	25.70	40.69	37.76	28.16	74.00	-45.84	peak
2	3007.868	5.99	30.91	41.41	38.25	33.74	68.20	-34.46	peak
3	4098.010	7.10	32.88	42.87	39.28	36.39	74.00	-37.61	peak
4	11160.000	11.80	37.83	38.34	32.37	43.66	74.00	-30.34	peak
5	16740.000	15.57	42.39	40.40	33.66	51.22	68.20	-16.98	peak
6	17948.050	16.08	43.44	40.21	26.85	46.16	54.00	-7.84	Average
7	17948.050	16.08	43.44	40.21	35.01	54.32	74.00	-19.68	peak



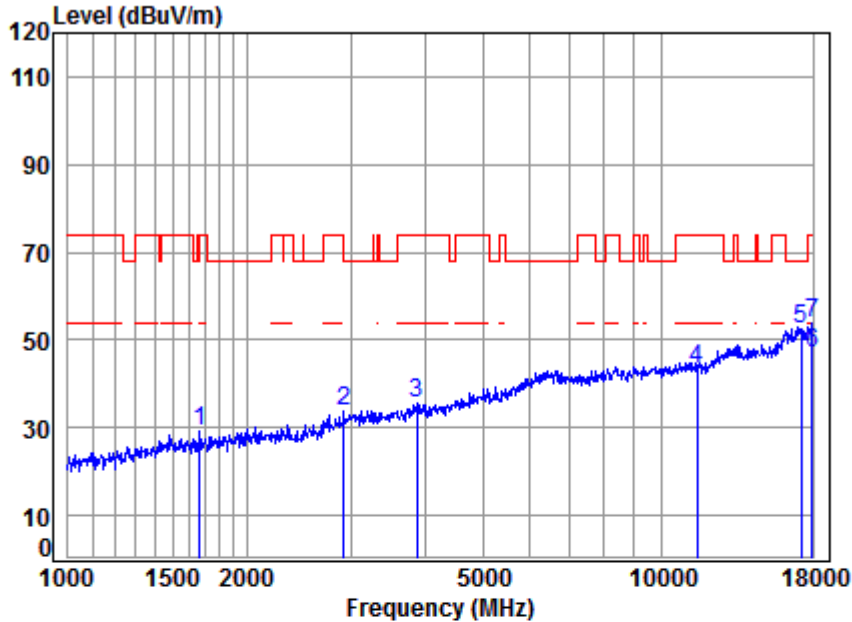
4.8.2.87 11AC20_140 _ Horizontal



Site : chamber
Condition: 3m HORIZONTAL
Job No : C0005
Mode : 5700 TX RSE
Note : 5G WIFI 11AC20

	Freq	Cable Loss	Ant Factor	Preamplifier	Read Level	Limit Level	Limit Line	Over Limit	Remark
	MHz	dB	dB/m	dB	dBuV	dBuV/m	dBuV/m	dB	
1	1677.621	5.25	26.58	40.82	36.60	27.61	74.00	-46.39	peak
2	3123.039	6.11	31.11	41.59	39.39	35.02	68.20	-33.18	peak
3	4405.090	7.46	33.44	43.20	38.55	36.25	68.20	-31.95	peak
4	11400.000	12.04	37.88	38.45	31.91	43.38	74.00	-30.62	peak
5	17100.000	16.49	42.66	40.34	31.95	50.76	68.20	-17.44	peak
6	17793.090	15.91	43.25	40.23	27.13	46.06	54.00	-7.94	Average
7	17793.090	15.91	43.25	40.23	35.32	54.25	74.00	-19.75	peak

4.8.2.88 11AC20_149 _ Horizontal

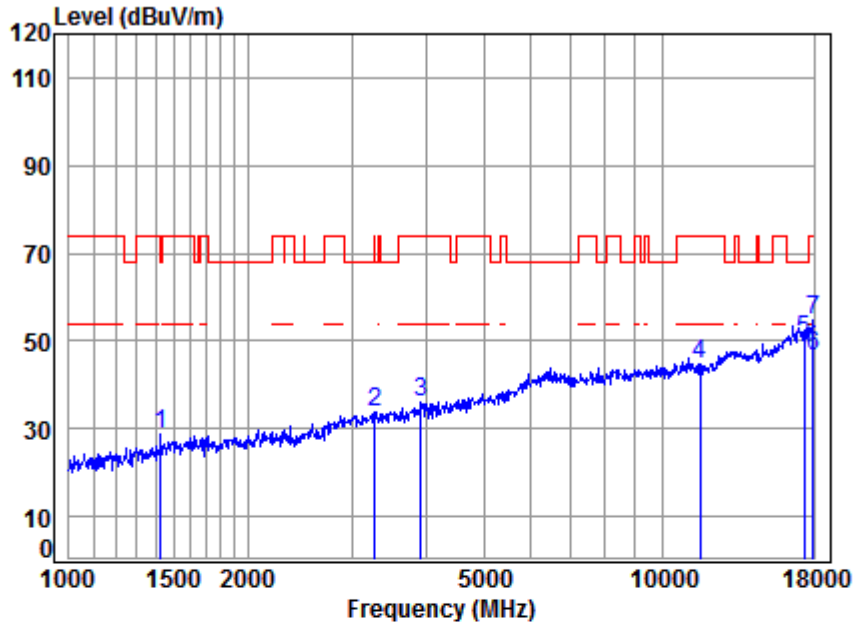


Site : chamber
 Condition: 3m HORIZONTAL
 Job No : C0005
 Mode : 5745 TX RSE
 Note : 5G WIFI 11AC20

	Cable	Ant	Preamp	Read	Limit	Over		
Freq	Loss	Factor	Factor	Level	Level	Line	Limit	Remark
MHz	dB	dB/m	dB	dBuV	dBuV/m	dBuV/m	dB	
1	1667.951	5.27	26.54	40.81	38.21	29.21	74.00	-44.79 peak
2	2922.174	5.93	30.58	41.37	38.72	33.86	68.20	-34.34 peak
3	3867.831	6.85	32.45	42.59	38.70	35.41	74.00	-38.59 peak
4	11490.000	12.13	37.90	38.49	31.74	43.28	74.00	-30.72 peak
5	17235.000	16.18	42.74	40.32	34.06	52.66	68.20	-15.54 peak
6	17948.050	16.08	43.44	40.21	27.48	46.79	54.00	-7.21 Average
7	17948.050	16.08	43.44	40.21	34.67	53.98	74.00	-20.02 peak



4.8.2.89 11AC20_157 _ Horizontal

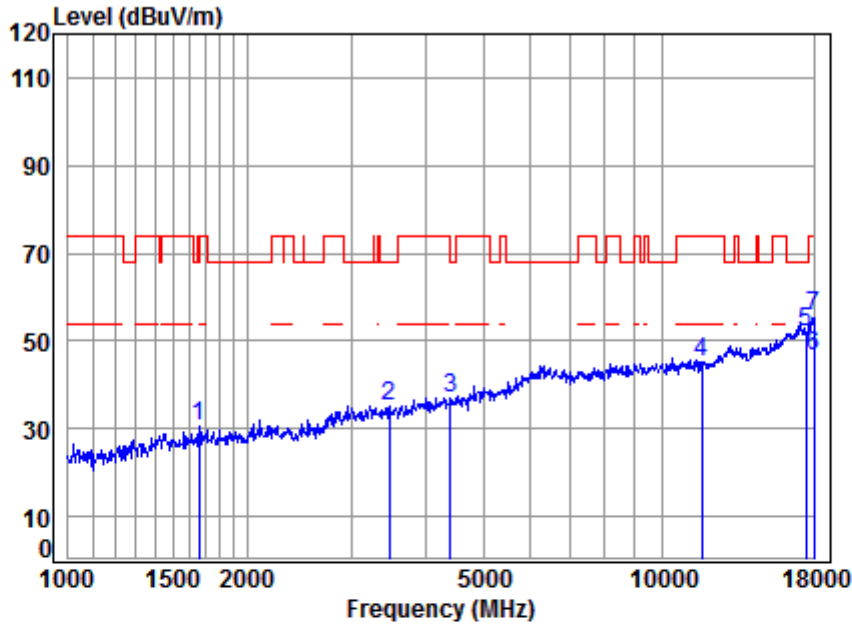


Site : chamber
Condition: 3m HORIZONTAL
Job No : C0005
Mode : 5785 TX RSE
Note : 5G WIFI 11AC20

	Freq	Cable Loss	Ant Factor	Preamplifier	Read Level	Limit Level	Over Limit	Remark
	MHz	dB	dB/m	dB	dBuV	dBuV/m	dBuV/m	dB
1	1426.916	5.24	25.53	40.66	38.43	28.54	74.00	-45.46 peak
2	3280.326	6.26	31.36	41.82	38.11	33.91	68.20	-34.29 peak
3	3924.135	6.91	32.56	42.66	39.23	36.04	74.00	-37.96 peak
4	11570.000	12.17	37.87	38.52	33.05	44.57	74.00	-29.43 peak
5	17355.000	15.92	42.81	40.30	31.60	50.03	68.20	-18.17 peak
6	17948.050	16.08	43.44	40.21	27.01	46.32	54.00	-7.68 Average
7	17948.050	16.08	43.44	40.21	35.27	54.58	74.00	-19.42 peak



4.8.2.90 11AC20_165 _ Horizontal

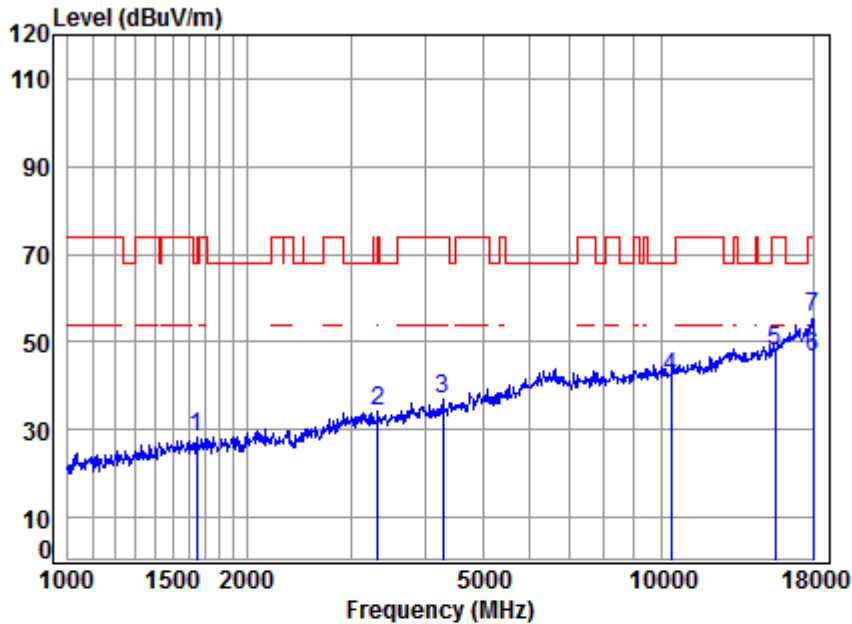


Site : chamber
Condition: 3m HORIZONTAL
Job No : C0005
Mode : 5825 TX RSE
Note : 5G WIFI 11AC20

	Freq	Cable Loss	Ant Factor	Preamplifier	Read Level	Level	Limit Line	Over Limit	Remark
	MHz	dB	dB/m	dB	dBuV	dBuV/m	dBuV/m	dB	
1	1658.337	5.28	26.50	40.81	39.38	30.35	68.20	-37.85	peak
2	3475.541	6.44	31.66	42.09	39.18	35.19	68.20	-33.01	peak
3	4405.090	7.46	33.44	43.20	39.46	37.16	68.20	-31.04	peak
4	11650.000	12.20	37.84	38.55	33.71	45.20	74.00	-28.80	peak
5	17475.000	15.65	42.89	40.28	33.55	51.81	68.20	-16.39	peak
6	18000.000	16.13	43.50	40.20	27.30	46.73	54.00	-7.27	Average
7	18000.000	16.13	43.50	40.20	36.46	55.89	74.00	-18.11	peak



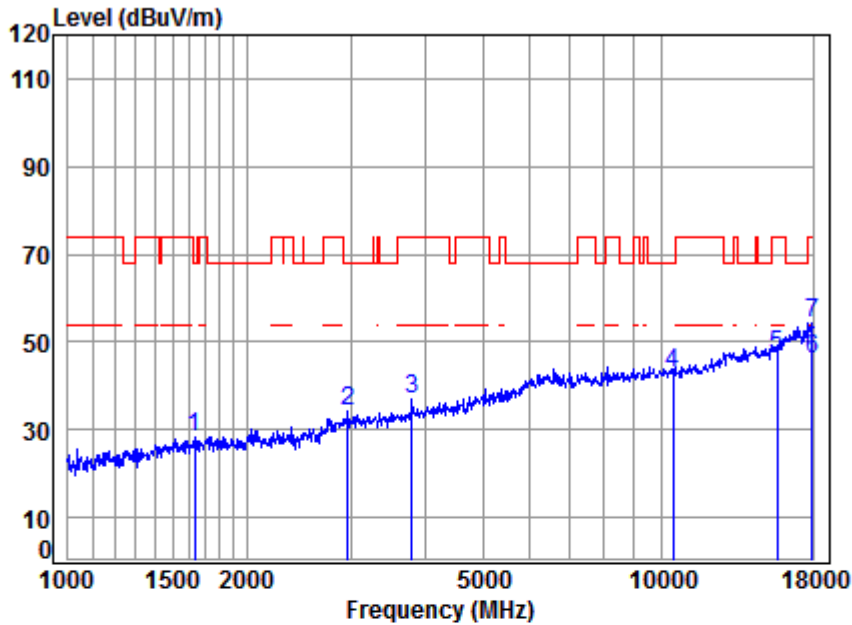
4.8.2.91 11AC40_38_Vertical



Site : chamber
Condition: 3m VERTICAL
Job No : C0005
Mode : 5190 TX RSE
Note : 5G WIFI 11AC40

	Freq	Cable Loss	Ant Factor	Preamp Factor	Read Level	Limit Level	Limit Line	Over Limit	Remark
	MHz	dB	dB/m	dB	dBuV	dBuV/m	dBuV/m	dB	
1	1648.778	5.29	26.46	40.80	37.19	28.14	68.20	-40.06	peak
2	3328.077	6.30	31.44	41.89	38.35	34.20	68.20	-34.00	peak
3	4279.589	7.31	33.22	43.07	39.46	36.92	74.00	-37.08	peak
4	10380.000	11.21	37.75	37.98	30.93	41.91	68.20	-26.29	peak
5	15570.000	14.35	40.74	40.60	33.54	48.03	74.00	-25.97	peak
6	18000.000	16.13	43.50	40.20	27.28	46.71	54.00	-7.29	Average
7	18000.000	16.13	43.50	40.20	36.42	55.85	74.00	-18.15	peak

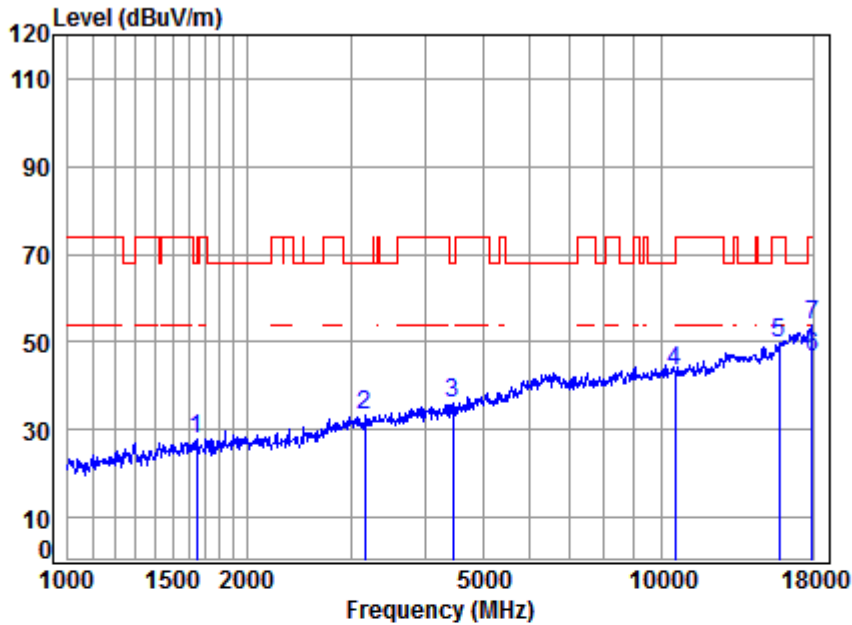
4.8.2.92 11AC40_46_Vertical



Site : chamber
Condition: 3m VERTICAL
Job No : C0005
Mode : 5230 TX RSE
Note : 5G WIFI 11AC40

	Freq	Cable Loss	Ant Factor	Preamp Factor	Read Level	Limit Level	Limit Line	Over Limit	Remark
	MHz	dB	dB/m	dB	dBuV	dBuV/m	dBuV/m	dB	
1	1634.543	5.31	26.40	40.79	37.50	28.42	68.20	-39.78	peak
2	2964.712	5.96	30.76	41.39	38.71	34.04	68.20	-34.16	peak
3	3801.333	6.78	32.32	42.51	40.15	36.74	74.00	-37.26	peak
4	10460.000	11.26	37.72	38.02	32.00	42.96	68.20	-25.24	peak
5	15690.000	14.53	40.82	40.58	32.15	46.92	74.00	-27.08	peak
6	17948.050	16.08	43.44	40.21	26.86	46.17	54.00	-7.83	Average
7	17948.050	16.08	43.44	40.21	35.12	54.43	74.00	-19.57	peak

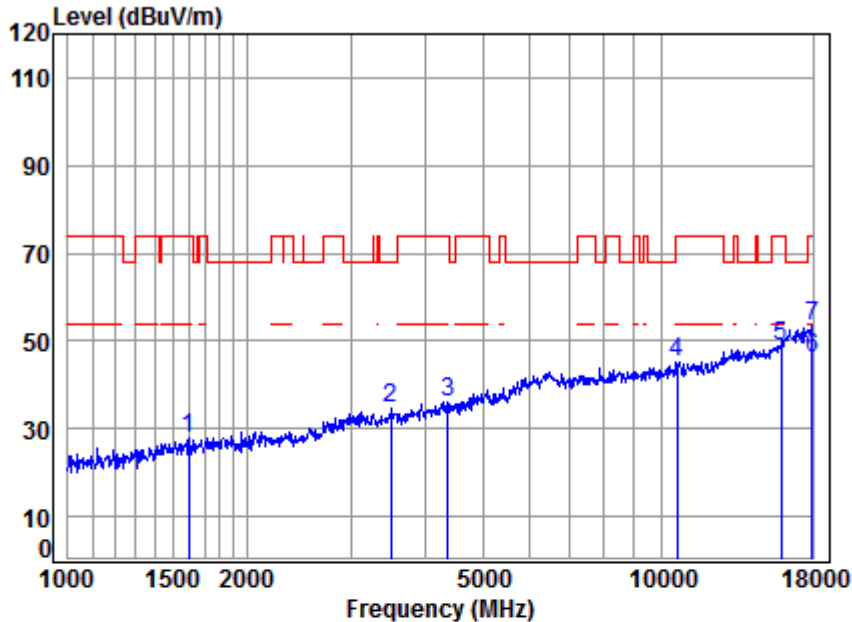
4.8.2.93 11AC40_54_Vertical



Site : chamber
Condition: 3m VERTICAL
Job No : C0005
Mode : 5270 TX RSE
Note : 5G WIFI 11AC40

	Freq	Cable Loss	Ant Factor	Preamp Factor	Read Level	Limit Level	Limit Line	Over Limit	Remark
	MHz	dB	dB/m	dB	dBuV	dBuV/m	dBuV/m	dB	
1	1648.778	5.29	26.46	40.80	37.03	27.98	68.20	-40.22	peak
2	3168.500	6.15	31.18	41.66	37.65	33.32	68.20	-34.88	peak
3	4456.315	7.51	33.53	43.26	38.33	36.11	68.20	-32.09	peak
4	10540.000	11.32	37.71	38.06	32.24	43.21	68.20	-24.99	peak
5	15810.000	14.71	40.89	40.56	34.57	49.61	74.00	-24.39	peak
6	17948.050	16.08	43.44	40.21	27.20	46.51	54.00	-7.49	Average
7	17948.050	16.08	43.44	40.21	34.40	53.71	74.00	-20.29	peak

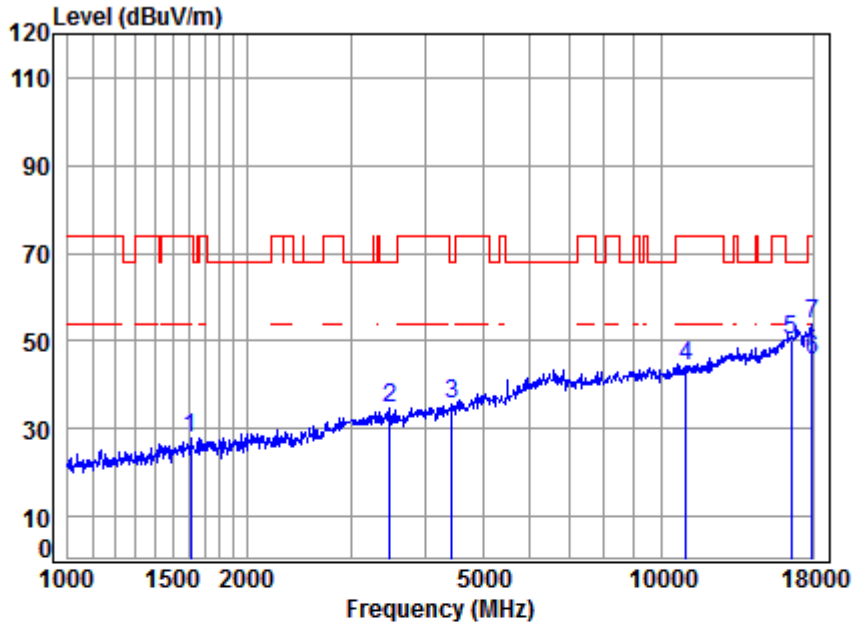
4.8.2.94 11AC40_62_Vertical



Site : chamber
Condition: 3m VERTICAL
Job No : C0005
Mode : 5310 TX RSE
Note : 5G WIFI 11AC40

	Freq	Cable Loss	Ant Factor	Preamplifier	Read Level	Level	Limit Line	Over Limit	Remark
	MHz	dB	dB/m	dB	dBuV	dBuV/m	dBuV/m	dB	
1	1597.181	5.35	26.24	40.77	36.79	27.61	74.00	-46.39	peak
2	3495.691	6.46	31.69	42.12	38.43	34.46	68.20	-33.74	peak
3	4367.058	7.41	33.37	43.16	38.61	36.23	74.00	-37.77	peak
4	10620.000	11.37	37.72	38.10	34.07	45.06	74.00	-28.94	peak
5	15930.000	14.89	40.96	40.54	33.29	48.60	74.00	-25.40	peak
6	17948.050	16.08	43.44	40.21	26.80	46.11	54.00	-7.89	Average
7	17948.050	16.08	43.44	40.21	34.00	53.31	74.00	-20.69	peak

4.8.2.95 11AC40_102_Vertical

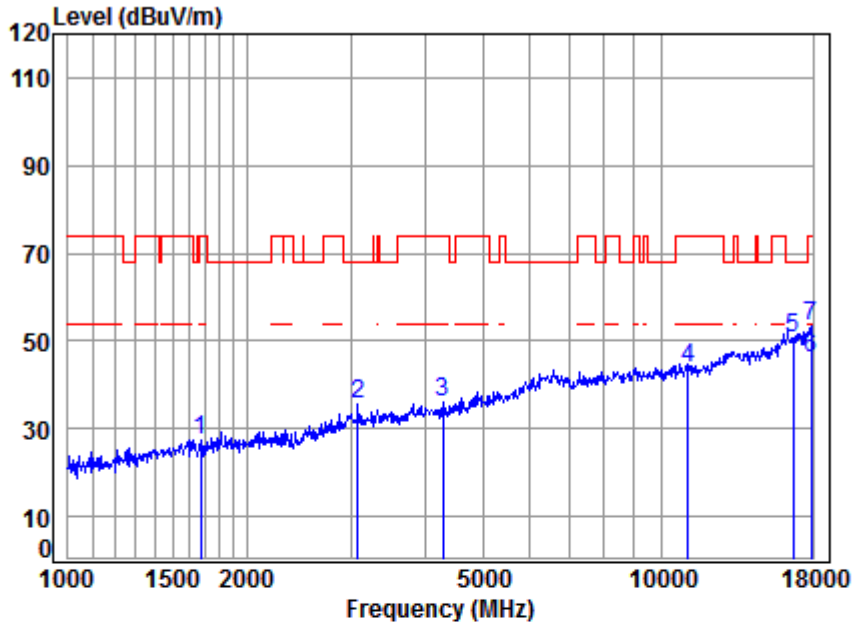


Site : chamber
Condition: 3m VERTICAL
Job No : C0005
Mode : 5510 TX RSE
Note : 5G WIFI 11AC40

	Freq	Cable Loss	Ant Factor	Preamplifier	Read Level	Limit Level	Over Limit	Remark
	MHz	dB	dB/m	dB	dBuV	dBuV/m	dBuV/m	dB
1	1611.091	5.34	26.30	40.78	37.12	27.98	74.00	-46.02 peak
2	3485.601	6.45	31.68	42.10	38.67	34.70	68.20	-33.50 peak
3	4430.628	7.48	33.48	43.23	38.07	35.80	68.20	-32.40 peak
4	11020.000	11.65	37.80	38.28	32.97	44.14	74.00	-29.86 peak
5	16530.000	14.63	42.22	40.43	33.78	50.20	68.20	-18.00 peak
6	17948.050	16.08	43.44	40.21	26.23	45.54	54.00	-8.46 Average
7	17948.050	16.08	43.44	40.21	34.45	53.76	74.00	-20.24 peak



4.8.2.96 11AC40_110_Vertical

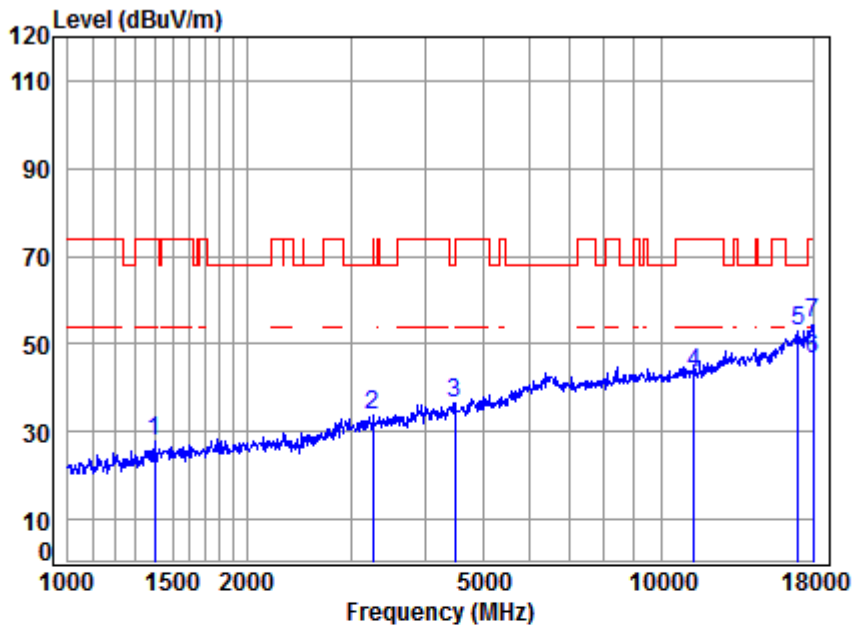


Site : chamber
Condition: 3m VERTICAL
Job No : C0005
Mode : 5550 TX RSE
Note : 5G WIFI 11AC40

	Freq	Cable Loss	Ant Factor	Preamplifier	Read Level	Level	Limit Line	Over Limit	Remark
	MHz	dB	dB/m	dB	dBuV	dBuV/m	dBuV/m	dB	
1	1672.779	5.26	26.56	40.82	36.60	27.60	74.00	-46.40	peak
2	3078.229	6.06	31.03	41.52	39.87	35.44	68.20	-32.76	peak
3	4279.589	7.31	33.22	43.07	38.61	36.07	74.00	-37.93	peak
4	11100.000	11.73	37.82	38.32	32.42	43.65	74.00	-30.35	peak
5	16650.000	15.17	42.32	40.41	33.47	50.55	68.20	-17.65	peak
6	17896.250	16.02	43.38	40.22	26.96	46.14	54.00	-7.86	Average
7	17896.250	16.02	43.38	40.22	34.32	53.50	74.00	-20.50	peak



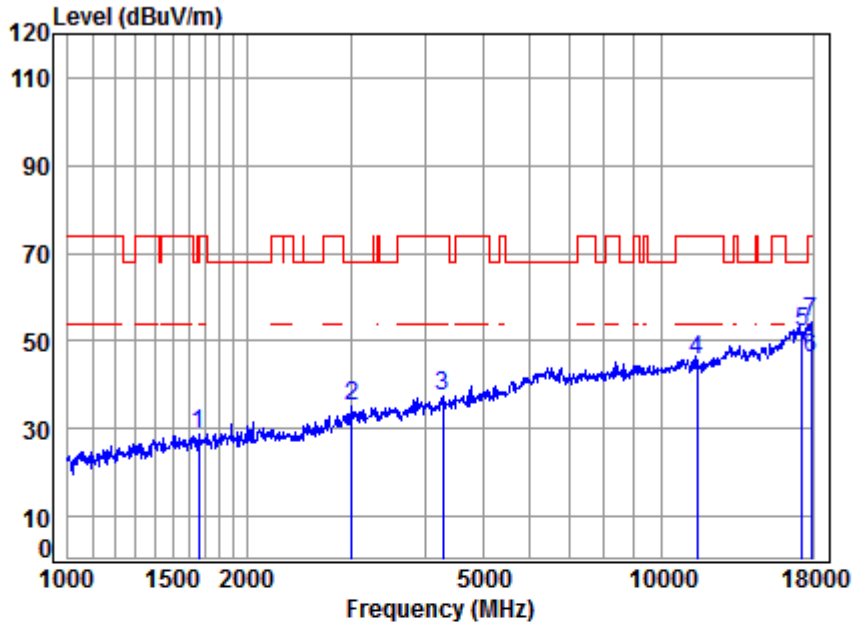
4.8.2.97 11AC40_134_Vertical



Site : chamber
Condition: 3m VERTICAL
Job No : C0005
Mode : 5670 TX RSE
Note : 5G WIFI 11AC40

	Freq	Cable Loss	Ant Factor	Preamplifier	Read Level	Limit Level	Limit Line	Over Limit	Remark
	MHz	dB	dB/m	dB	dBuV	dBuV/m	dBuV/m	dB	
1	1402.384	5.16	25.43	40.64	37.66	27.61	74.00	-46.39	peak
2	3261.418	6.24	31.33	41.79	37.91	33.69	74.00	-40.31	peak
3	4482.150	7.54	33.57	43.29	38.73	36.55	68.20	-31.65	peak
4	11340.000	11.98	37.87	38.42	31.95	43.38	74.00	-30.62	peak
5	17010.000	16.69	42.61	40.36	34.17	53.11	68.20	-15.09	peak
6	18000.000	16.13	43.50	40.20	26.98	46.41	54.00	-7.59	Average
7	18000.000	16.13	43.50	40.20	35.27	54.70	74.00	-19.30	peak

4.8.2.98 11AC40_151_Vertical

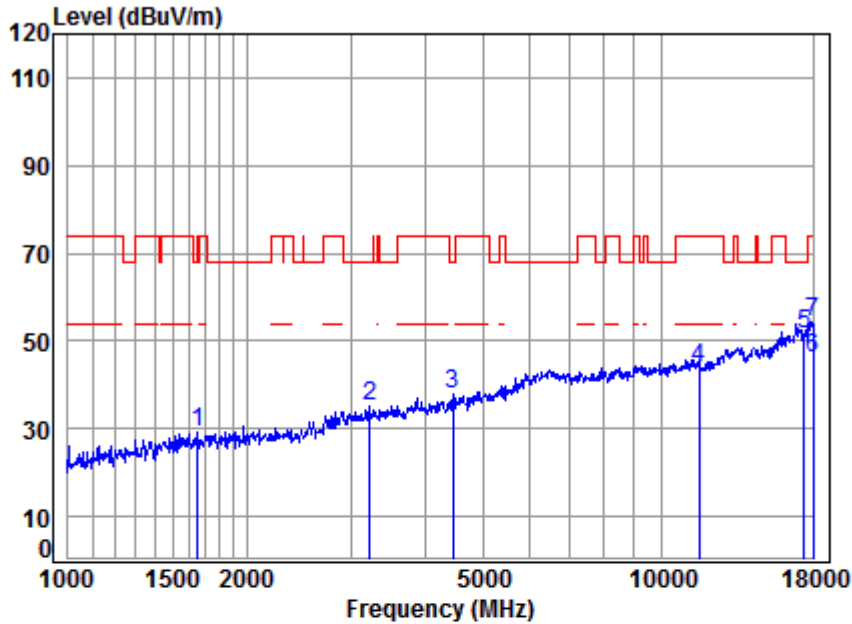


Site : chamber
 Condition: 3m VERTICAL
 Job No : C0005
 Mode : 5755 TX RSE
 Note : 5G WIFI 11AC40

	Freq	Cable Loss	Ant Factor	Preamplifier	Read Level	Limit Level	Over Limit	Remark
	MHz	dB	dB/m	dB	dBuV	dBuV/m	dB	
1	1658.337	5.28	26.50	40.81	37.83	28.80	-39.40	peak
2	3007.868	5.99	30.91	41.41	39.48	34.97	-33.23	peak
3	4279.589	7.31	33.22	43.07	40.12	37.58	-36.42	peak
4	11510.000	12.14	37.90	38.49	33.94	45.49	-28.51	peak
5	17265.000	16.12	42.76	40.31	33.40	51.97	-16.23	peak
6	17896.250	16.02	43.38	40.22	26.84	46.02	-7.98	Average
7	17896.250	16.02	43.38	40.22	35.18	54.36	-19.64	peak



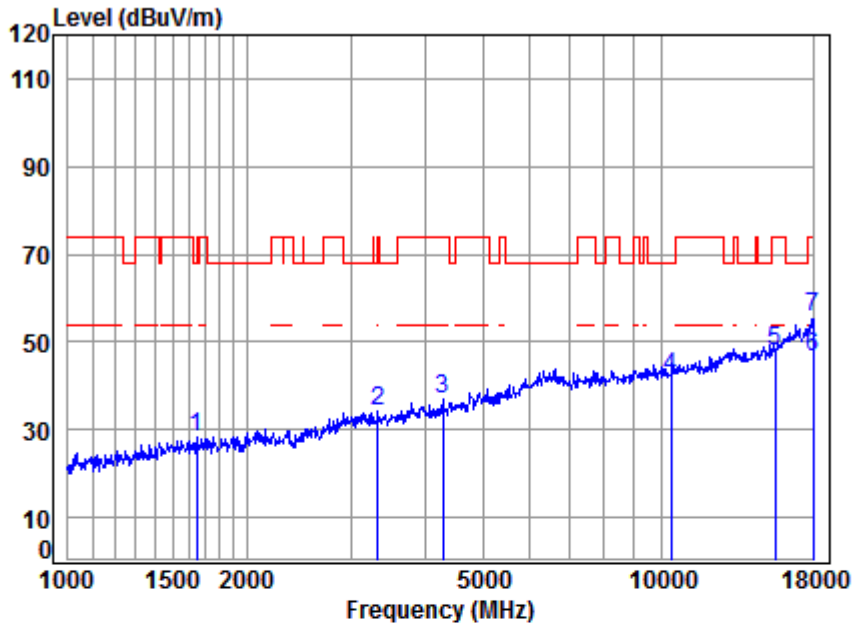
4.8.2.99 11AC40_159_Vertical



Site : chamber
Condition: 3m VERTICAL
Job No : C0005
Mode : 5795 TX RSE
Note : 5G WIFI 11AC40

	Freq	Cable Loss	Ant Factor	Preamplifier	Read Level	Limit Level	Limit Line	Over Limit	Remark
	MHz	dB	dB/m	dB	dBuV	dBuV/m	dBuV/m	dB	
1	1653.550	5.28	26.48	40.80	38.03	28.99	68.20	-39.21	peak
2	3223.928	6.20	31.27	41.74	39.48	35.21	68.20	-32.99	peak
3	4456.315	7.51	33.53	43.26	39.89	37.67	68.20	-30.53	peak
4	11590.000	12.17	37.86	38.53	32.39	43.89	74.00	-30.11	peak
5	17385.000	15.85	42.83	40.30	33.15	51.53	68.20	-16.67	peak
6	18000.000	16.13	43.50	40.20	26.59	46.02	54.00	-7.98	Average
7	18000.000	16.13	43.50	40.20	34.85	54.28	74.00	-19.72	peak

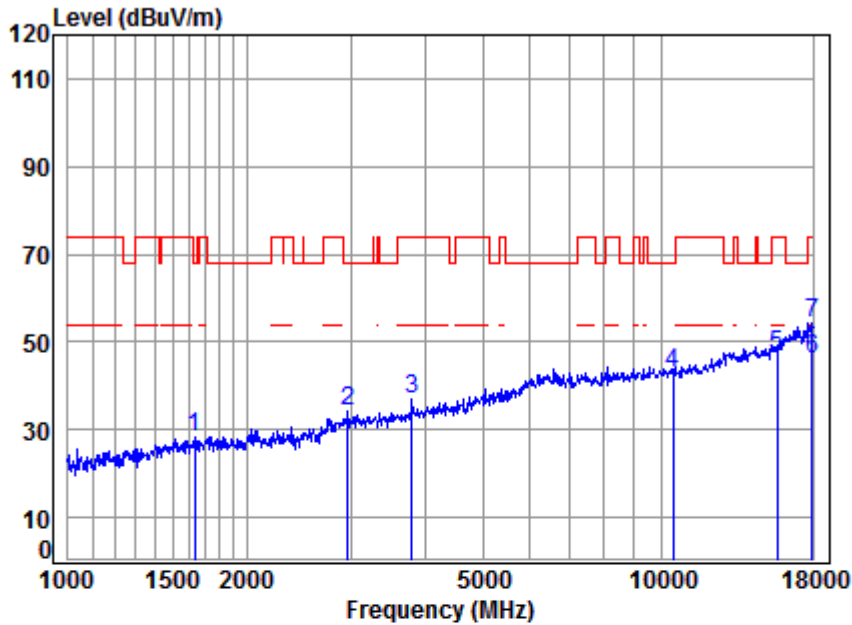
4.8.2.100 11AC40_38_Horizontal



Site : chamber
Condition: 3m VERTICAL
Job No : C0005
Mode : 5190 TX RSE
Note : 5G WIFI 11AC40

	Freq	Cable Loss	Ant Factor	Preamp Factor	Read Level	Limit Level	Limit Line	Over Limit	Remark
	MHz	dB	dB/m	dB	dBuV	dBuV/m	dBuV/m	dB	
1	1648.778	5.29	26.46	40.80	37.19	28.14	68.20	-40.06	peak
2	3328.077	6.30	31.44	41.89	38.35	34.20	68.20	-34.00	peak
3	4279.589	7.31	33.22	43.07	39.46	36.92	74.00	-37.08	peak
4	10380.000	11.21	37.75	37.98	30.93	41.91	68.20	-26.29	peak
5	15570.000	14.35	40.74	40.60	33.54	48.03	74.00	-25.97	peak
6	18000.000	16.13	43.50	40.20	27.28	46.71	54.00	-7.29	Average
7	18000.000	16.13	43.50	40.20	36.42	55.85	74.00	-18.15	peak

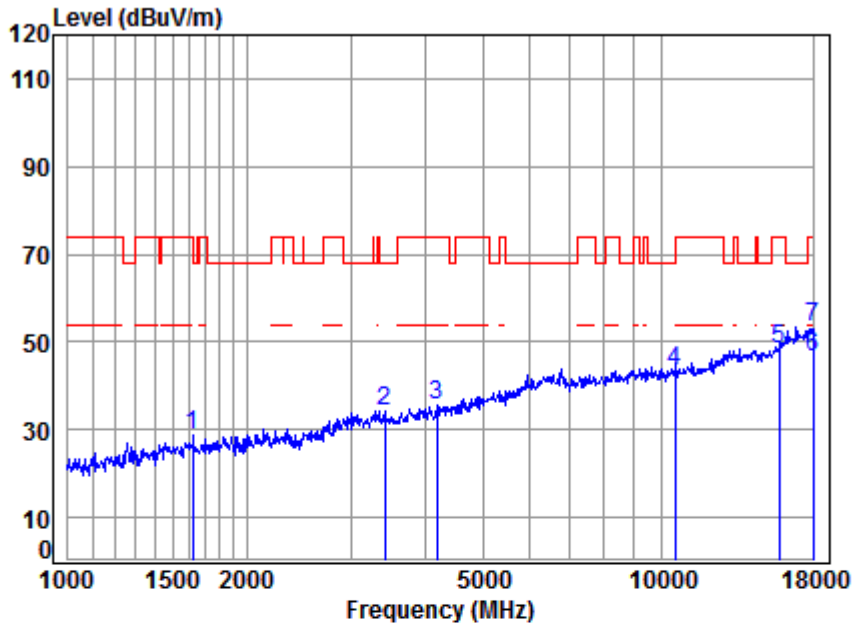
4.8.2.101 11AC40_46_Horizontal



Site : chamber
Condition: 3m VERTICAL
Job No : C0005
Mode : 5230 TX RSE
Note : 5G WIFI 11AC40

	Freq	Cable Loss	Ant Factor	Preamp Factor	Read Level	Limit Level	Limit Line	Over Limit	Remark
	MHz	dB	dB/m	dB	dBuV	dBuV/m	dBuV/m	dB	
1	1634.543	5.31	26.40	40.79	37.50	28.42	68.20	-39.78	peak
2	2964.712	5.96	30.76	41.39	38.71	34.04	68.20	-34.16	peak
3	3801.333	6.78	32.32	42.51	40.15	36.74	74.00	-37.26	peak
4	10460.000	11.26	37.72	38.02	32.00	42.96	68.20	-25.24	peak
5	15690.000	14.53	40.82	40.58	32.15	46.92	74.00	-27.08	peak
6	17948.050	16.08	43.44	40.21	26.86	46.17	54.00	-7.83	Average
7	17948.050	16.08	43.44	40.21	35.12	54.43	74.00	-19.57	peak

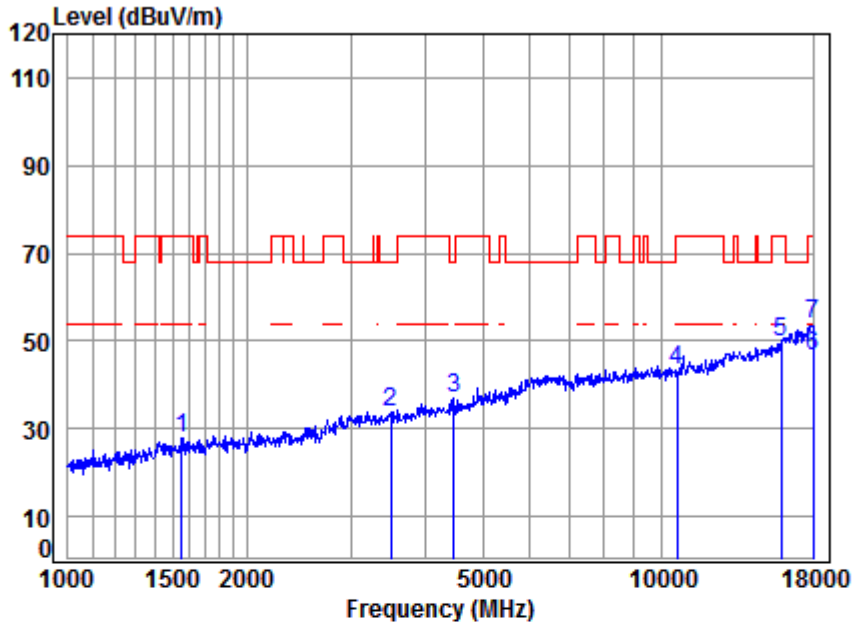
4.8.2.102 11AC40_54_Horizontal



Site : chamber
Condition: 3m HORIZONTAL
Job No : C0005
Mode : 5270 TX RSE
Note : 5G WIFI 11AC40

	Freq	Cable Loss	Ant Factor	Preamp Factor	Read Level	Limit Level	Limit Line	Over Limit	Remark
	MHz	dB	dB/m	dB	dBuV	dBuV/m	dBuV/m	dB	
1	1625.121	5.32	26.36	40.79	37.63	28.52	74.00	-45.48	peak
2	3415.787	6.38	31.57	42.01	38.27	34.21	68.20	-33.99	peak
3	4181.768	7.20	33.04	42.96	38.28	35.56	74.00	-38.44	peak
4	10540.000	11.32	37.71	38.06	32.49	43.46	68.20	-24.74	peak
5	15810.000	14.71	40.89	40.56	33.26	48.30	74.00	-25.70	peak
6	18000.000	16.13	43.50	40.20	26.92	46.35	54.00	-7.65	Average
7	18000.000	16.13	43.50	40.20	34.02	53.45	74.00	-20.55	peak

4.8.2.103 11AC40_62_Horizontal

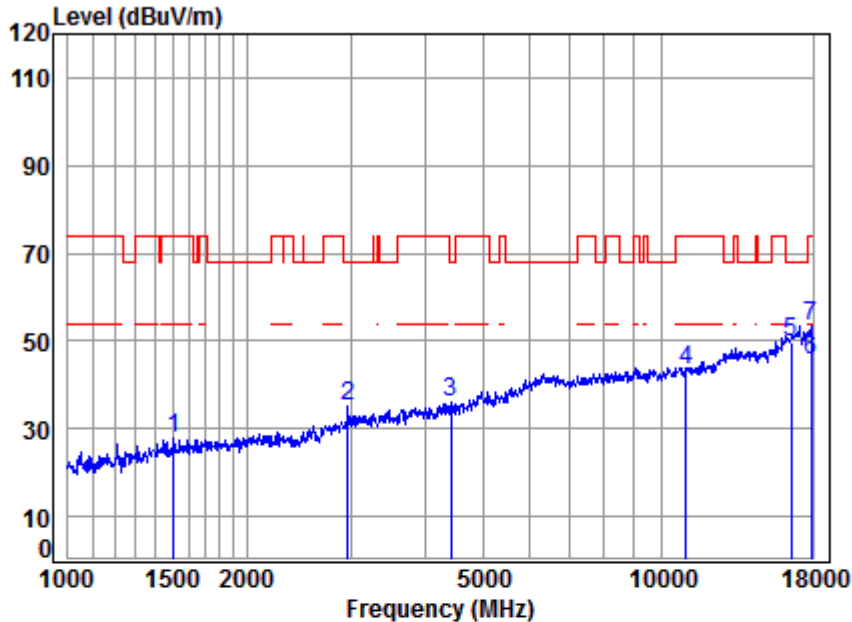


Site : chamber
Condition: 3m HORIZONTAL
Job No : C0005
Mode : 5310 TX RSE
Note : 5G WIFI 11AC40

	Freq	Cable Loss	Ant Factor	Preamplifier	Read Level	Level	Limit Line	Over Limit	Remark
	MHz	dB	dB/m	dB	dBuV	dBuV/m	dBuV/m	dB	
1	1551.677	5.41	26.04	40.74	37.21	27.92	74.00	-46.08	peak
2	3495.691	6.46	31.69	42.12	37.90	33.93	68.20	-34.27	peak
3	4469.214	7.53	33.55	43.27	39.19	37.00	68.20	-31.20	peak
4	10620.000	11.37	37.72	38.10	32.46	43.45	74.00	-30.55	peak
5	15930.000	14.89	40.96	40.54	34.51	49.82	74.00	-24.18	peak
6	18000.000	16.13	43.50	40.20	27.20	46.63	54.00	-7.37	Average
7	18000.000	16.13	43.50	40.20	34.35	53.78	74.00	-20.22	peak



4.8.2.104 11AC40_102_Horizontal

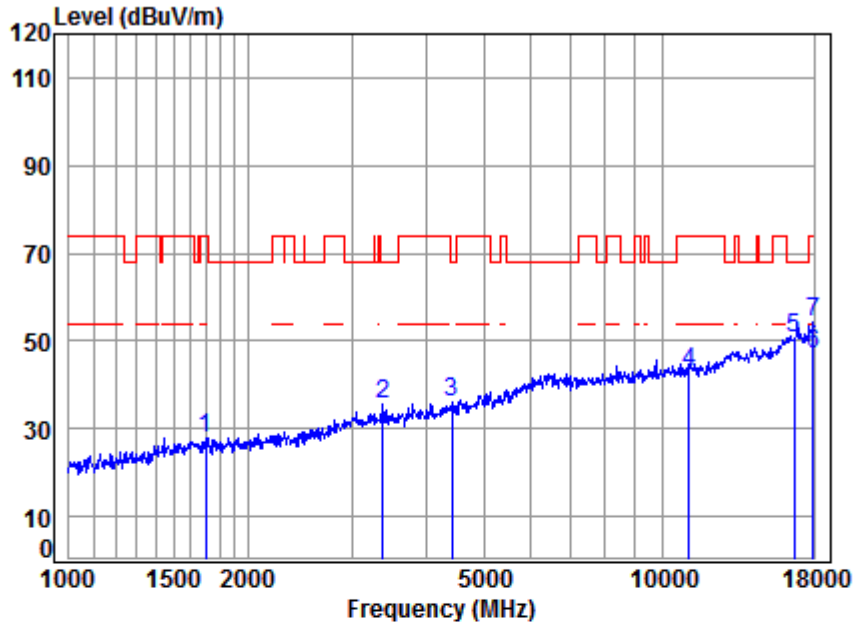


Site : chamber
Condition: 3m HORIZONTAL
Job No : C0005
Mode : 5510 TX RSE
Note : 5G WIFI 11AC40

	Freq	Cable Loss	Ant Factor	Preamplifier	Read Level	Limit Level	Limit Line	Over Limit	Remark
	MHz	dB	dB/m	dB	dBuV	dBuV/m	dBuV/m	dB	
1	1507.470	5.47	25.83	40.71	37.20	27.79	74.00	-46.21	peak
2	2964.712	5.96	30.76	41.39	39.76	35.09	68.20	-33.11	peak
3	4417.841	7.47	33.46	43.22	38.28	35.99	68.20	-32.21	peak
4	11020.000	11.65	37.80	38.28	32.23	43.40	74.00	-30.60	peak
5	16530.000	14.63	42.22	40.43	33.27	49.69	68.20	-18.51	peak
6	17896.250	16.02	43.38	40.22	26.54	45.72	54.00	-8.28	Average
7	17896.250	16.02	43.38	40.22	34.39	53.57	74.00	-20.43	peak



4.8.2.105 11AC40_110_Horizontal

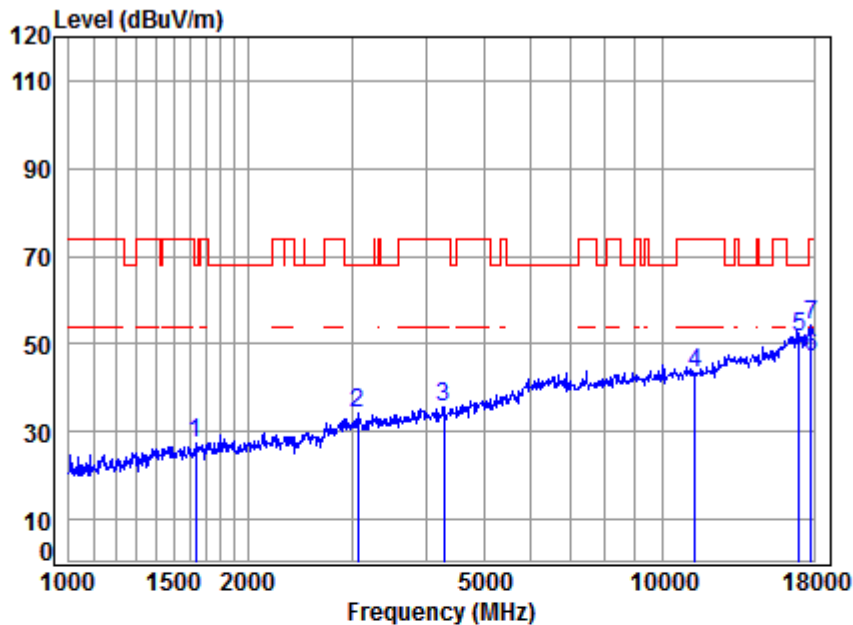


Site : chamber
Condition: 3m HORIZONTAL
Job No : C0005
Mode : 5550 TX RSE
Note : 5G WIFI 11AC40

	Freq	Cable Loss	Ant Factor	Preamplifier	Read Level	Limit Level	Limit Line	Over Limit	Remark
	MHz	dB	dB/m	dB	dBuV	dBuV/m	dBuV/m	dB	
1	1697.129	5.23	26.66	40.83	36.76	27.82	74.00	-46.18	peak
2	3386.297	6.36	31.53	41.97	39.70	35.62	68.20	-32.58	peak
3	4417.841	7.47	33.46	43.22	38.54	36.25	68.20	-31.95	peak
4	11100.000	11.73	37.82	38.32	31.83	43.06	74.00	-30.94	peak
5	16650.000	15.17	42.32	40.41	33.47	50.55	68.20	-17.65	peak
6	17948.050	16.08	43.44	40.21	27.73	47.04	54.00	-6.96	Average
7	17948.050	16.08	43.44	40.21	35.12	54.43	74.00	-19.57	peak



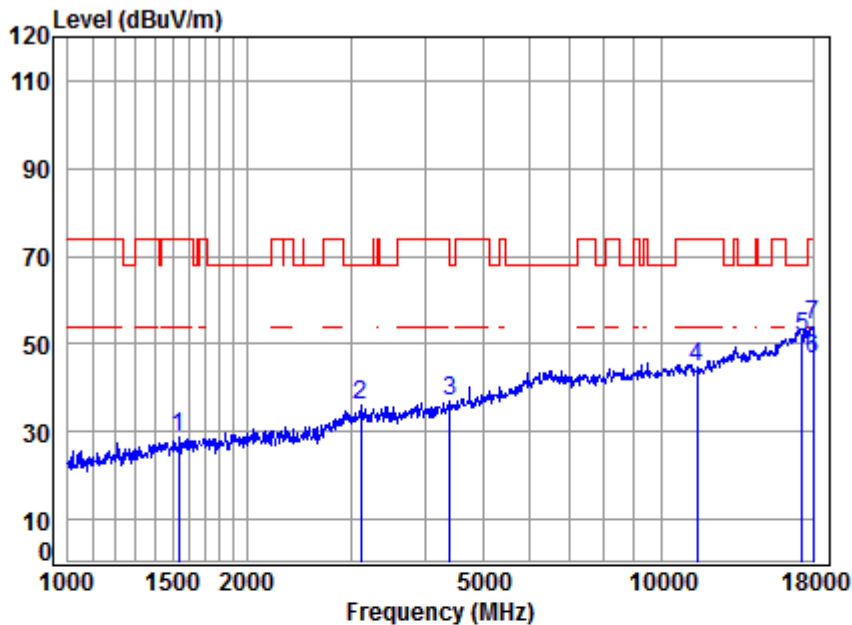
4.8.2.106 11AC40_134_Horizontal



Site : chamber
Condition: 3m HORIZONTAL
Job No : C0005
Mode : 5670 TX RSE
Note : 5G WIFI 11AC40

	Freq	Cable Loss	Ant Factor	Preamplifier	Read Level	Level	Limit Line	Over Limit	Remark
	MHz	dB	dB/m	dB	dBuV	dBuV/m	dBuV/m	dB	
1	1634.543	5.31	26.40	40.79	36.25	27.17	68.20	-41.03	peak
2	3069.345	6.05	31.02	41.51	38.47	34.03	68.20	-34.17	peak
3	4279.589	7.31	33.22	43.07	38.14	35.60	74.00	-38.40	peak
4	11340.000	11.98	37.87	38.42	31.70	43.13	74.00	-30.87	peak
5	17010.000	16.69	42.61	40.36	32.75	51.69	68.20	-16.51	peak
6	17793.090	15.91	43.25	40.23	28.10	47.03	54.00	-6.97	Average
7	17793.090	15.91	43.25	40.23	35.39	54.32	74.00	-19.68	peak

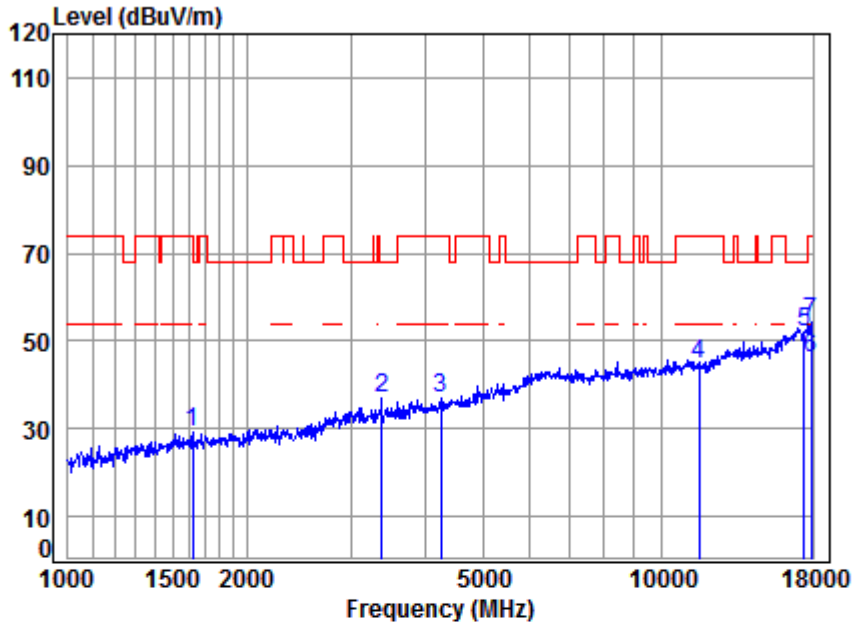
4.8.2.107 11AC40_151_Horizontal



Site : chamber
Condition: 3m HORIZONTAL
Job No : C0005
Mode : 5755 TX RSE
Note : 5G WIFI 11AC40

	Freq	Cable Loss	Ant Factor	Preamplifier	Read Level	Limit Level	Limit Line	Over Limit	Remark
	MHz	dB	dB/m	dB	dBuV	dBuV/m	dBuV/m	dB	
1	1538.281	5.43	25.98	40.73	38.12	28.80	74.00	-45.20	peak
2	3114.025	6.10	31.09	41.58	40.65	36.26	68.20	-31.94	peak
3	4405.090	7.46	33.44	43.20	39.41	37.11	68.20	-31.09	peak
4	11510.000	12.14	37.90	38.49	33.23	44.78	74.00	-29.22	peak
5	17265.000	16.12	42.76	40.31	33.07	51.64	68.20	-16.56	peak
6	18000.000	16.13	43.50	40.20	27.16	46.59	54.00	-7.41	Average
7	18000.000	16.13	43.50	40.20	34.68	54.11	74.00	-19.89	peak

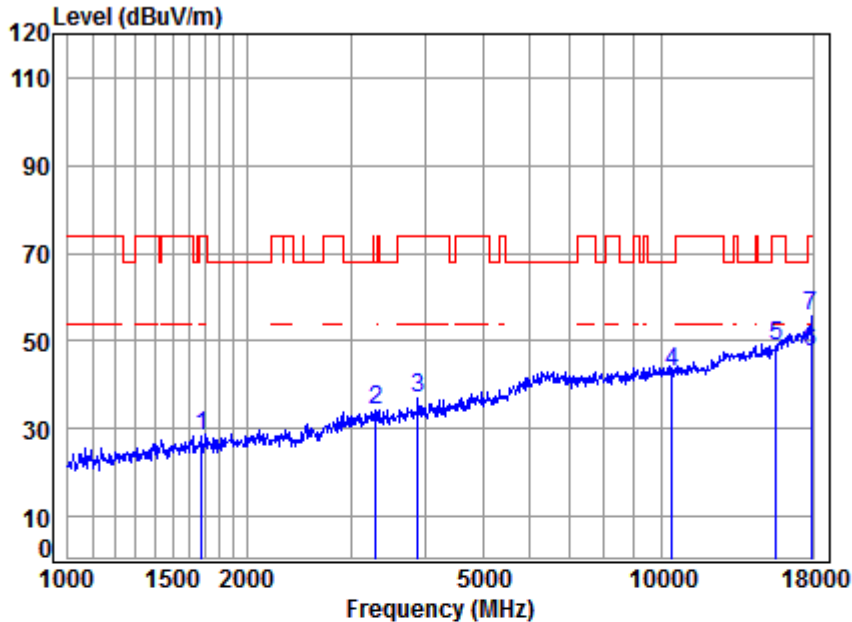
4.8.2.108 11AC40_159_Horizontal



Site : chamber
Condition: 3m HORIZONTAL
Job No : C0005
Mode : 5795 TX RSE
Note : 5G WIFI 11AC40

	Freq	Cable Loss	Ant Factor	Preamplifier	Read Level	Limit Level	Limit Line	Over Limit	Remark
	MHz	dB	dB/m	dB	dBuV	dBuV/m	dBuV/m	dB	
1	1620.431	5.32	26.34	40.78	38.16	29.04	74.00	-44.96	peak
2	3376.523	6.35	31.51	41.96	41.14	37.04	68.20	-31.16	peak
3	4254.921	7.28	33.17	43.04	39.66	37.07	74.00	-36.93	peak
4	11590.000	12.17	37.86	38.53	33.03	44.53	74.00	-29.47	peak
5	17385.000	15.85	42.83	40.30	33.44	51.82	68.20	-16.38	peak
6	17896.250	16.02	43.38	40.22	26.98	46.16	54.00	-7.84	Average
7	17896.250	16.02	43.38	40.22	35.15	54.33	74.00	-19.67	peak

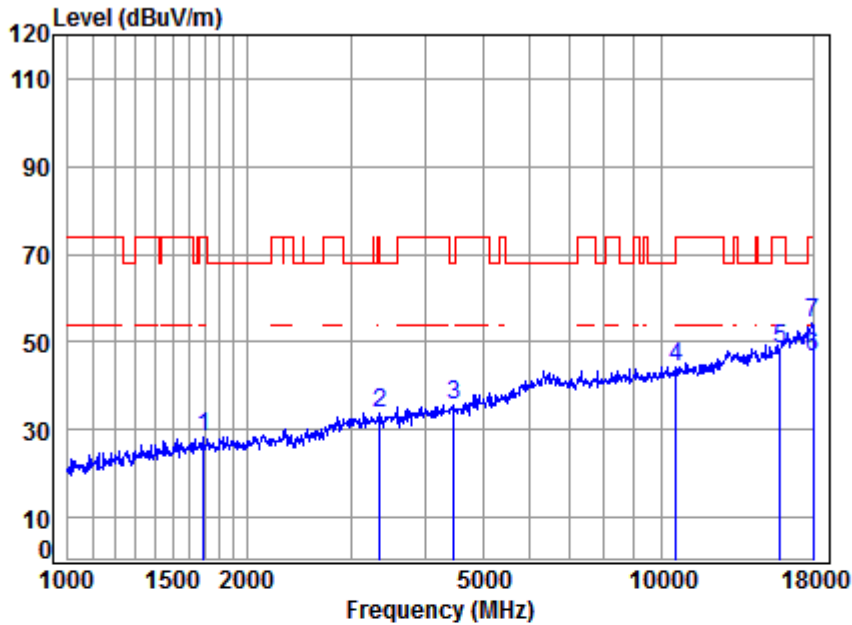
4.8.2.109 11AC80_42_Vertical



Site : chamber
Condition: 3m VERTICAL
Job No : C0005
Mode : 5210 TX RSE
Note : 5G WIFI 11AC80

	Freq	Cable Loss	Ant Factor	Preamplifier	Read Level	Limit Level	Limit Line	Over Limit	Remark
	MHz	dB	dB/m	dB	dBuV	dBuV/m	dBuV/m	dB	
1	1677.621	5.25	26.58	40.82	37.30	28.31	74.00	-45.69	peak
2	3308.894	6.29	31.41	41.86	38.25	34.09	68.20	-34.11	peak
3	3890.255	6.87	32.49	42.62	40.00	36.74	74.00	-37.26	peak
4	10420.000	11.24	37.73	38.00	31.71	42.68	68.20	-25.52	peak
5	15630.000	14.44	40.78	40.59	34.41	49.04	74.00	-24.96	peak
6	17896.250	16.02	43.38	40.22	28.18	47.36	54.00	-6.64	Average
7	17896.250	16.02	43.38	40.22	36.34	55.52	74.00	-18.48	peak

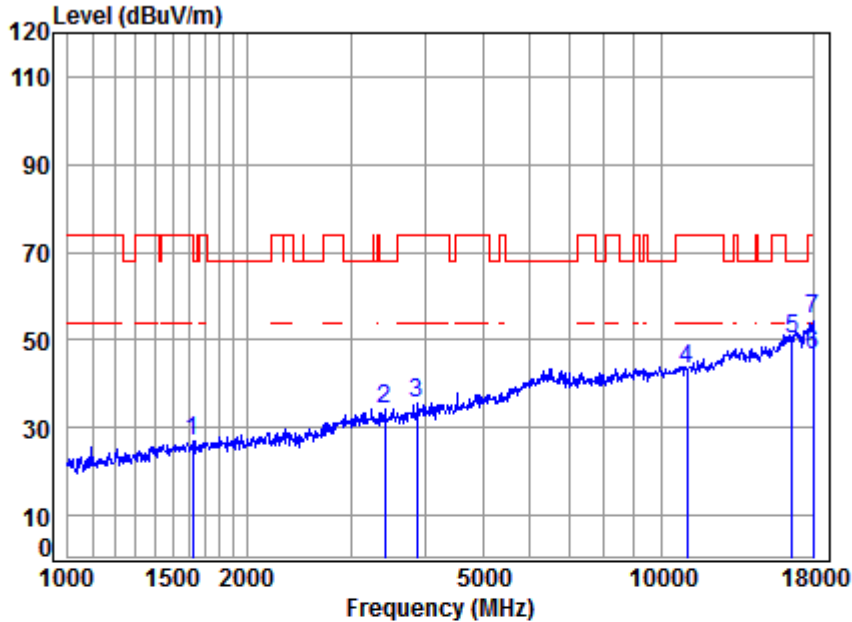
4.8.2.110 11AC80_58_Vertical



Site : chamber
Condition: 3m VERTICAL
Job No : C0005
Mode : 5290 TX RSE
Note : 5G WIFI 11AC80

	Freq	Cable Loss	Ant Factor	Preamp Factor	Read Level	Limit Level	Limit Line	Over Limit	Remark
	MHz	dB	dB/m	dB	dBuV	dBuV/m	dBuV/m	dB	
1	1692.231	5.24	26.64	40.83	37.35	28.40	74.00	-45.60	peak
2	3357.061	6.33	31.48	41.93	38.06	33.94	74.00	-40.06	peak
3	4469.214	7.53	33.55	43.27	37.98	35.79	68.20	-32.41	peak
4	10580.000	11.35	37.72	38.08	33.10	44.09	68.20	-24.11	peak
5	15870.000	14.80	40.92	40.55	33.35	48.52	74.00	-25.48	peak
6	18000.000	16.13	43.50	40.20	26.90	46.33	54.00	-7.67	Average
7	18000.000	16.13	43.50	40.20	34.75	54.18	74.00	-19.82	peak

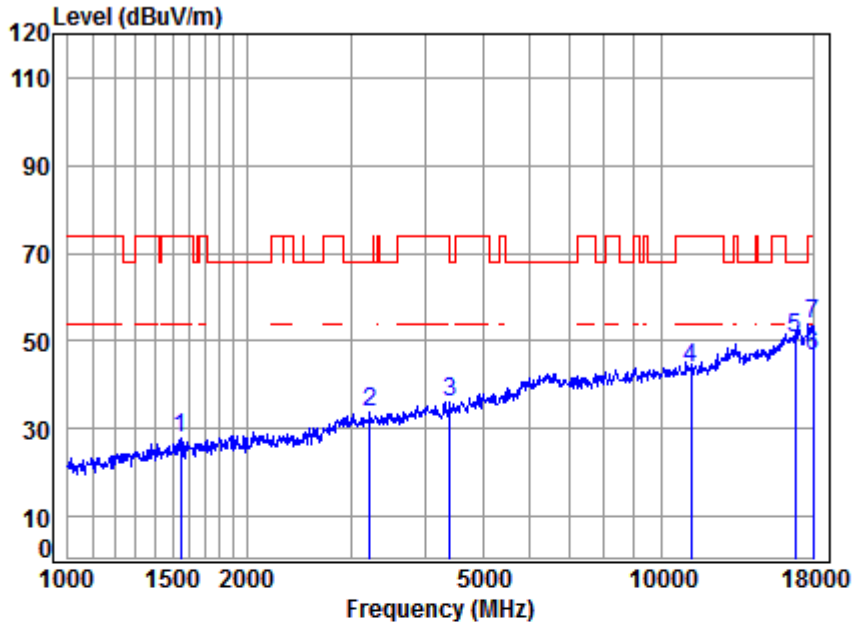
4.8.2.111 11AC80_106_Vertical



Site : chamber
Condition: 3m VERTICAL
Job No : C0005
Mode : 5530 TX RSE
Note : 5G WIFI 11AC80

	Cable	Ant	Preamp	Read	Limit	Over		
Freq	Loss	Factor	Factor	Level	Level	Line	Limit	Remark
MHz	dB	dB/m	dB	dBuV	dBuV/m	dBuV/m	dB	
1	1620.431	5.32	26.34	40.78	36.17	27.05	74.00	-46.95 peak
2	3415.787	6.38	31.57	42.01	38.21	34.15	68.20	-34.05 peak
3	3879.027	6.86	32.47	42.61	38.85	35.57	74.00	-38.43 peak
4	11060.000	11.69	37.81	38.30	32.34	43.54	74.00	-30.46 peak
5	16590.000	14.90	42.27	40.42	33.24	49.99	68.20	-18.21 peak
6	18000.000	16.13	43.50	40.20	26.98	46.41	54.00	-7.59 Average
7	18000.000	16.13	43.50	40.20	35.14	54.57	74.00	-19.43 peak

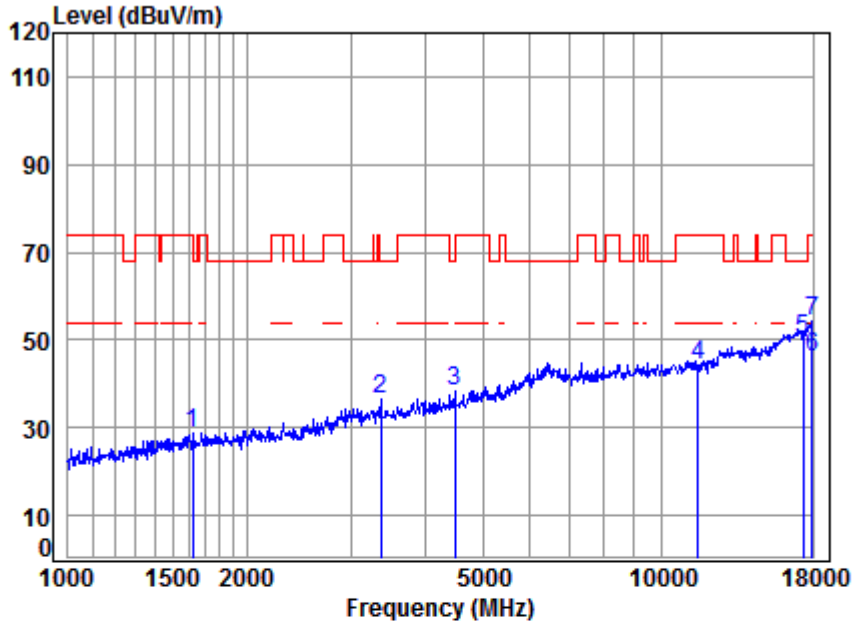
4.8.2.112 11AC80_122_Vertical



Site : chamber
Condition: 3m VERTICAL
Job No : C0005
Mode : 5610 TX RSE
Note : 5G WIFI 11AC80

	Freq	Cable Loss	Ant Factor	Preamp Factor	Read Level	Limit Level	Limit Line	Over Limit	Remark
	MHz	dB	dB/m	dB	dBuV	dBuV/m	dBuV/m	dB	
1	1547.199	5.42	26.02	40.74	36.98	27.68	74.00	-46.32	peak
2	3223.928	6.20	31.27	41.74	38.06	33.79	68.20	-34.41	peak
3	4405.090	7.46	33.44	43.20	38.44	36.14	68.20	-32.06	peak
4	11220.000	11.86	37.84	38.37	32.42	43.75	74.00	-30.25	peak
5	16830.000	15.97	42.47	40.38	32.39	50.45	68.20	-17.75	peak
6	18000.000	16.13	43.50	40.20	27.23	46.66	54.00	-7.34	Average
7	18000.000	16.13	43.50	40.20	34.25	53.68	74.00	-20.32	peak

4.8.2.113 11AC80_155_Vertical

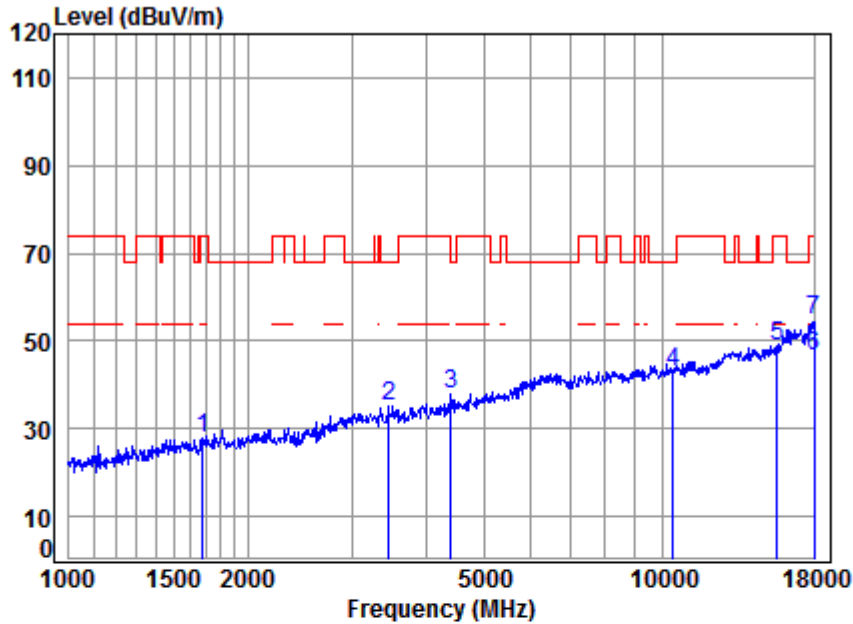


Site : chamber
Condition: 3m VERTICAL
Job No : C0005
Mode : 5775 TX RSE
Note : 5G WIFI 11AC80

	Cable	Ant	Preamp	Read	Limit	Over		
Freq	Loss	Factor	Factor	Level	Level	Line	Limit	Remark
MHz	dB	dB/m	dB	dBuV	dBuV/m	dBuV/m	dB	
1	1620.431	5.32	26.34	40.78	37.89	28.77	74.00	-45.23 peak
2	3366.778	6.34	31.50	41.94	40.41	36.31	68.20	-31.89 peak
3	4482.150	7.54	33.57	43.29	40.60	38.42	68.20	-29.78 peak
4	11550.000	12.16	37.88	38.51	32.83	44.36	74.00	-29.64 peak
5	17325.000	15.98	42.80	40.30	31.63	50.11	68.20	-18.09 peak
6	17948.050	16.08	43.44	40.21	26.80	46.11	54.00	-7.89 Average
7	17948.050	16.08	43.44	40.21	34.96	54.27	74.00	-19.73 peak



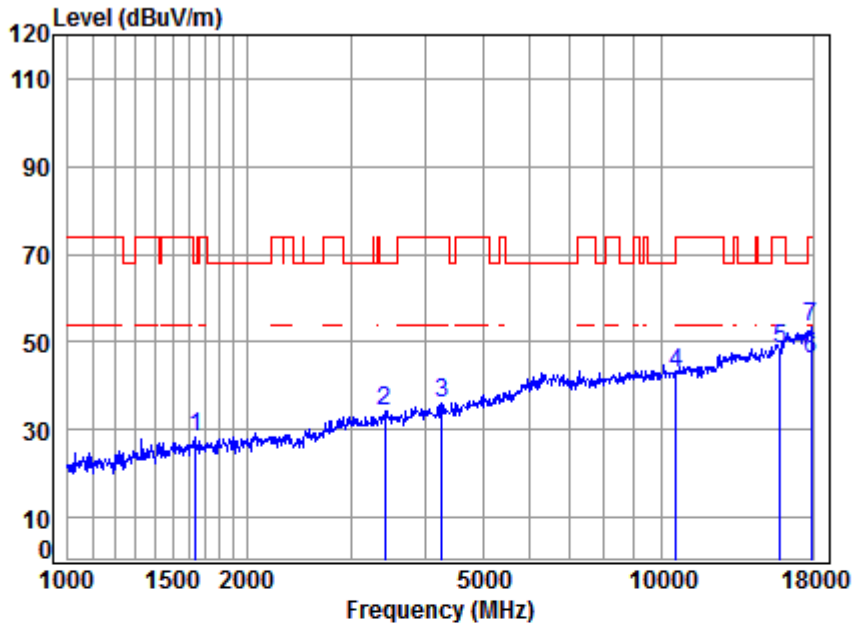
4.8.2.114 11AC80_42_Horizontal



Site : chamber
Condition: 3m HORIZONTAL
Job No : C0005
Mode : 5210 TX RSE
Note : 5G WIFI 11AC80

	Freq	Cable Loss	Ant Factor	Preamplifier	Read Level	Limit Level	Over Limit	Remark
	MHz	dB	dB/m	dB	dBuV	dBuV/m	dBuV/m	dB
1	1677.621	5.25	26.58	40.82	36.87	27.88	74.00	-46.12 peak
2	3455.508	6.42	31.63	42.06	38.97	34.96	68.20	-33.24 peak
3	4405.090	7.46	33.44	43.20	40.00	37.70	68.20	-30.50 peak
4	10420.000	11.24	37.73	38.00	32.14	43.11	68.20	-25.09 peak
5	15630.000	14.44	40.78	40.59	34.08	48.71	74.00	-25.29 peak
6	18000.000	16.13	43.50	40.20	27.06	46.49	54.00	-7.51 Average
7	18000.000	16.13	43.50	40.20	35.42	54.85	74.00	-19.15 peak

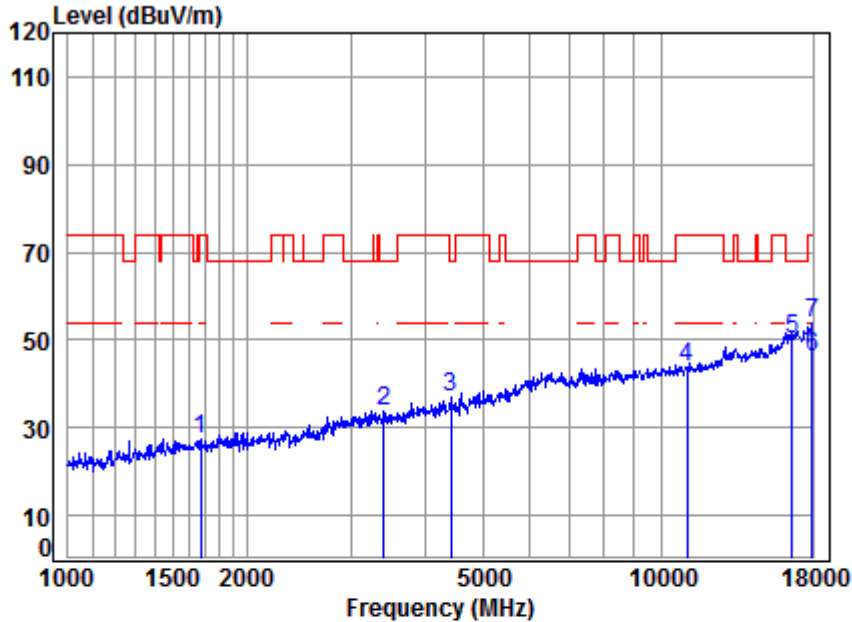
4.8.2.115 11AC80_58_Horizontal



Site : chamber
Condition: 3m HORIZONTAL
Job No : C0005
Mode : 5290 TX RSE
Note : 5G WIFI 11AC80

	Freq	Cable Loss	Ant Factor	Preamp Factor	Read Level	Limit Level	Limit Line	Over Limit	Remark
	MHz	dB	dB/m	dB	dBuV	dBuV/m	dBuV/m	dB	
1	1639.274	5.30	26.42	40.79	37.38	28.31	68.20	-39.89	peak
2	3425.675	6.39	31.59	42.02	38.43	34.39	68.20	-33.81	peak
3	4267.237	7.30	33.19	43.06	38.84	36.27	74.00	-37.73	peak
4	10580.000	11.35	37.72	38.08	31.90	42.89	68.20	-25.31	peak
5	15870.000	14.80	40.92	40.55	33.13	48.30	74.00	-25.70	peak
6	17896.250	16.02	43.38	40.22	26.71	45.89	54.00	-8.11	Average
7	17896.250	16.02	43.38	40.22	34.07	53.25	74.00	-20.75	peak

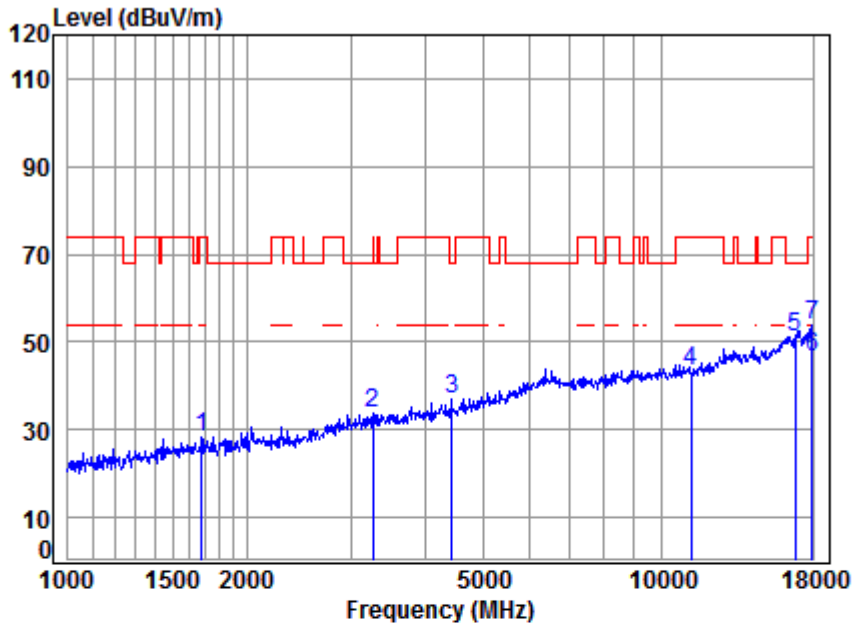
4.8.2.116 11AC80_106_Horizontal



Site : chamber
Condition: 3m HORIZONTAL
Job No : C0005
Mode : 5530 TX RSE
Note : 5G WIFI 11AC80

	Freq	Cable Loss	Ant Factor	Preamp Factor	Read Level	Limit Level	Limit Line	Over Limit	Remark
	MHz	dB	dB/m	dB	dBuV	dBuV/m	dBuV/m	dB	
1	1672.779	5.26	26.56	40.82	36.55	27.55	74.00	-46.45	peak
2	3405.929	6.38	31.56	42.00	37.83	33.77	68.20	-34.43	peak
3	4417.841	7.47	33.46	43.22	39.17	36.88	68.20	-31.32	peak
4	11060.000	11.69	37.81	38.30	32.54	43.74	74.00	-30.26	peak
5	16590.000	14.90	42.27	40.42	33.45	50.20	68.20	-18.00	peak
6	17948.050	16.08	43.44	40.21	26.71	46.02	54.00	-7.98	Average
7	17948.050	16.08	43.44	40.21	34.40	53.71	74.00	-20.29	peak

4.8.2.117 11AC80_122_Horizontal

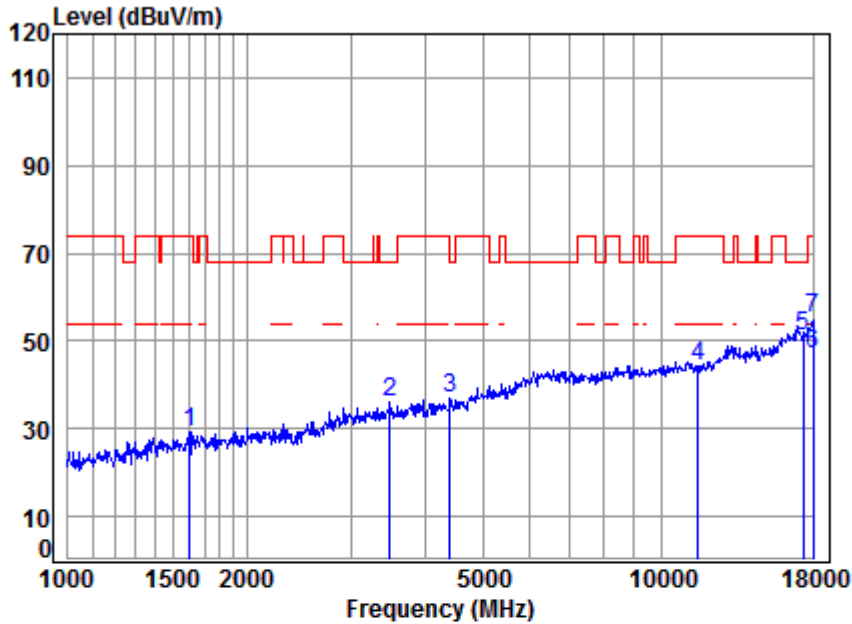


Site : chamber
Condition: 3m HORIZONTAL
Job No : C0005
Mode : 5610 TX RSE
Note : 5G WIFI 11AC80

	Freq	Cable Loss	Ant Factor	Preamp Factor	Read Level	Limit Level	Limit Line	Over Limit	Remark
	MHz	dB	dB/m	dB	dBuV	dBuV/m	dBuV/m	dB	
1	1677.621	5.25	26.58	40.82	37.15	28.16	74.00	-45.84	peak
2	3261.418	6.24	31.33	41.79	38.06	33.84	74.00	-40.16	peak
3	4430.628	7.48	33.48	43.23	39.39	37.12	68.20	-31.08	peak
4	11220.000	11.86	37.84	38.37	31.97	43.30	74.00	-30.70	peak
5	16830.000	15.97	42.47	40.38	33.04	51.10	68.20	-17.10	peak
6	17948.050	16.08	43.44	40.21	27.21	46.52	54.00	-7.48	Average
7	17948.050	16.08	43.44	40.21	34.35	53.66	74.00	-20.34	peak



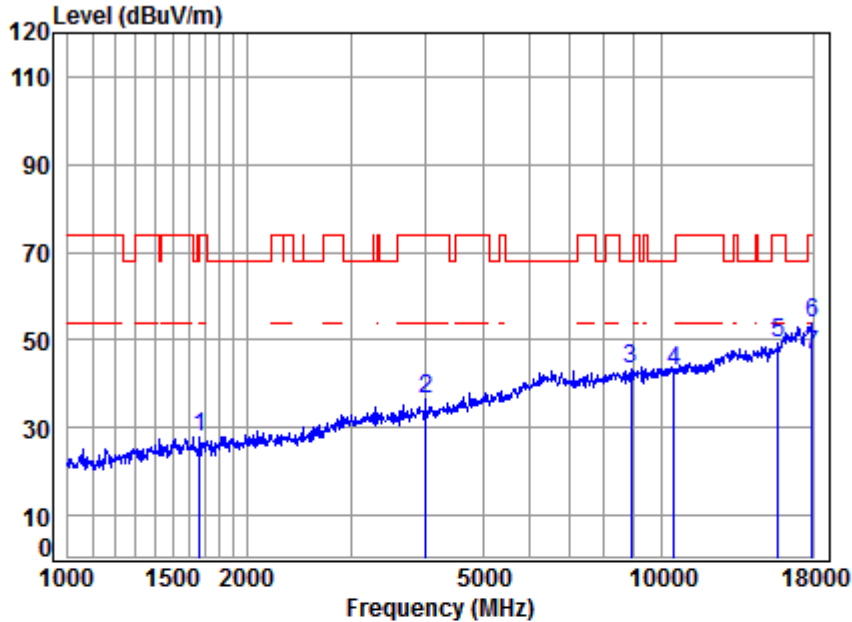
4.8.2.118 11AC80_155_Horizontal



Site : chamber
Condition: 3m HORIZONTAL
Job No : C0005
Mode : 5775 TX RSE
Note : 5G WIFI 11AC80

	Freq	Cable Loss	Ant Factor	Preamplifier	Read Level	Limit Level	Limit Line	Over Limit	Remark
	MHz	dB	dB/m	dB	dBuV	dBuV/m	dBuV/m	dB	
1	1606.441	5.34	26.28	40.77	38.30	29.15	74.00	-44.85	peak
2	3485.601	6.45	31.68	42.10	39.82	35.85	68.20	-32.35	peak
3	4405.090	7.46	33.44	43.20	39.15	36.85	68.20	-31.35	peak
4	11550.000	12.16	37.88	38.51	32.66	44.19	74.00	-29.81	peak
5	17325.000	15.98	42.80	40.30	32.71	51.19	68.20	-17.01	peak
6	18000.000	16.13	43.50	40.20	27.51	46.94	54.00	-7.06	Average
7	18000.000	16.13	43.50	40.20	35.85	55.28	74.00	-18.72	peak

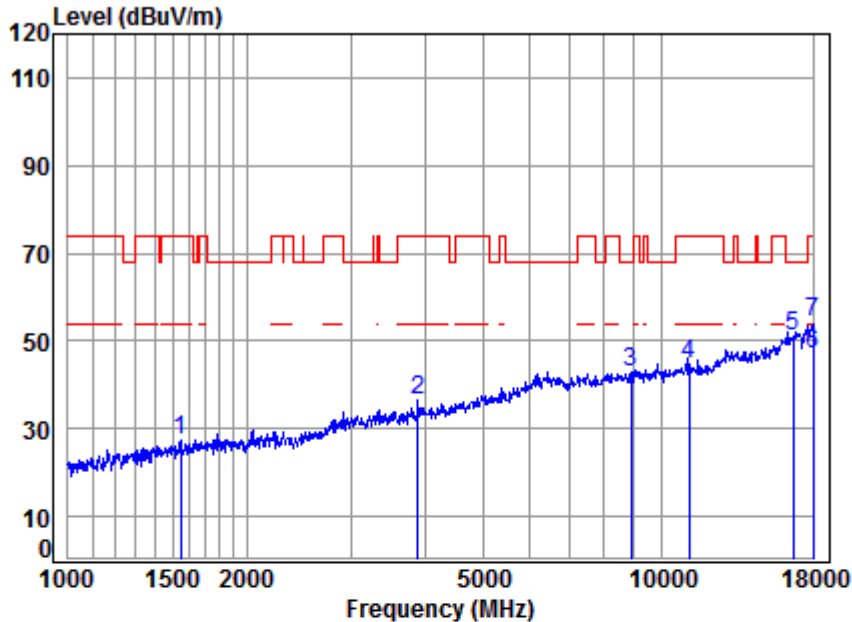
4.8.2.119 11AC160_50_Peak_Vertical



Site : chamber
Condition: 3m VERTICAL
Job No : C0005
Mode : 5250 TX SE
Note : 5G WIFI 11AC160

	Cable	Ant	Preamp	Read	Limit	Over		
Freq	Loss	Factor	Factor	Level	Level	Line	Limit	Remark
MHz	dB	dB/m	dB	dBuV	dBuV/m	dBuV/m	dB	
1	5.27	26.54	40.81	36.97	27.97	74.00	-46.03	peak
2	6.99	32.71	42.76	39.47	36.41	74.00	-37.59	peak
3	10.37	37.16	39.64	35.24	43.13	68.20	-25.07	peak
4	11.29	37.70	38.04	32.02	42.97	68.20	-25.23	peak
5	14.62	40.85	40.57	34.22	49.12	74.00	-24.88	peak
6	16.08	43.44	40.21	34.35	53.66	74.00	-20.34	Peak
7	16.08	43.44	40.21	27.20	46.51	54.00	-7.49	Average

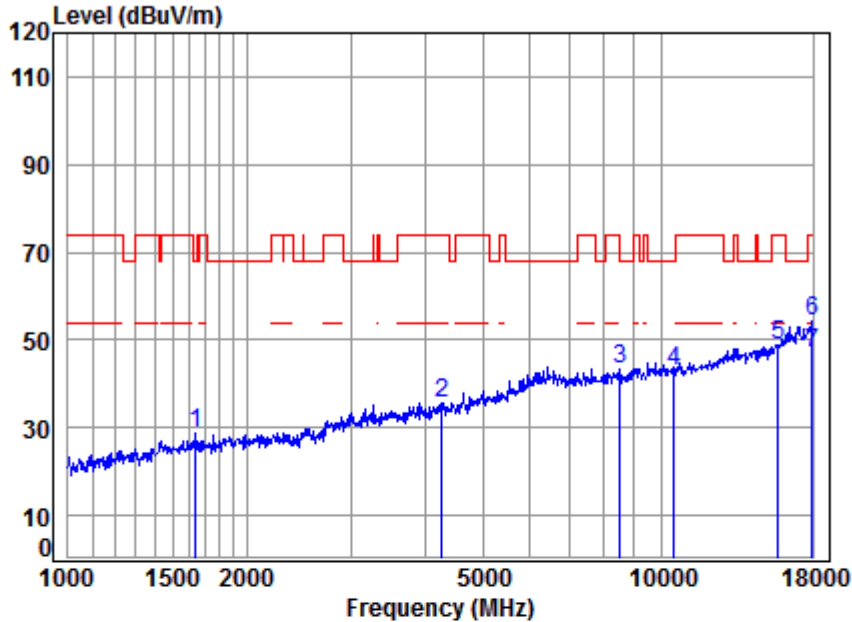
4.8.2.120 11AC160_114_Peak_Vertical



Site : chamber
Condition: 3m VERTICAL
Job No : C0005
Mode : 5570 TX SE
Note : 5G WIFI 11AC160

		Cable	Ant	Preamp	Read	Limit	Over	
Freq	Loss	Factor	Factor	Factor	Level	Level	Line	Limit Remark
MHz	dB	dB/m	dB	dB	dBuV	dBuV/m	dBuV/m	dB
1	1547.199	5.42	26.02	40.74	36.80	27.50	74.00	-46.50 peak
2	3890.255	6.87	32.49	42.62	39.93	36.67	74.00	-37.33 peak
3	8891.725	10.37	37.16	39.64	34.82	42.71	68.20	-25.49 peak
4	11140.000	11.78	37.83	38.33	33.46	44.74	74.00	-29.26 peak
5	16710.000	15.44	42.37	40.40	33.79	51.20	68.20	-17.00 peak
6	18000.000	16.13	43.50	40.20	27.64	47.07	54.00	-6.93 Average
7	18000.000	16.13	43.50	40.20	34.87	54.30	74.00	-19.70 Peak

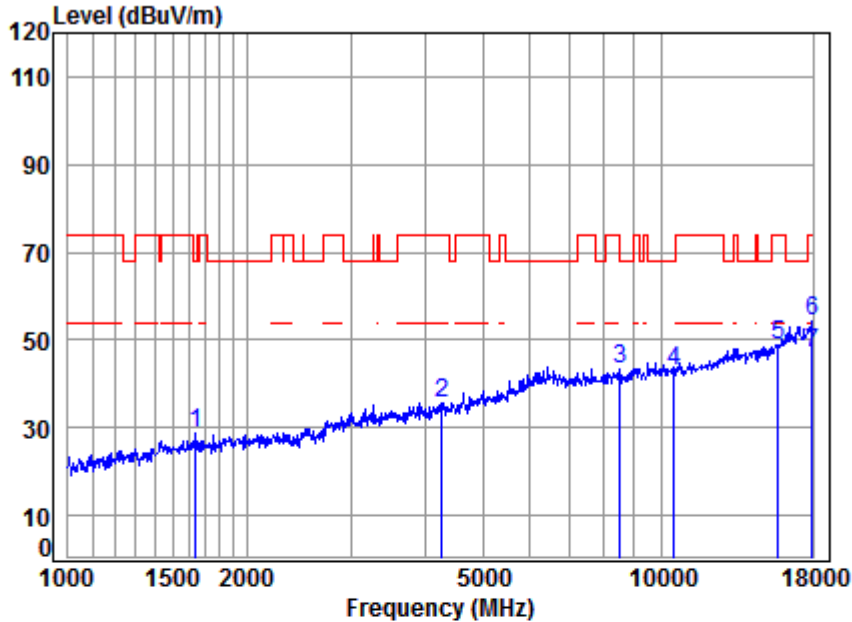
4.8.2.121 11AC160_50_Peak_Horizontal



Site : chamber
Condition: 3m HORIZONTAL
Job No : C0005
Mode : 5250 TX SE
Note : 5G WIFI 11AC160

	Cable	Ant	Preamp	Read	Limit	Over		
Freq	Loss	Factor	Factor	Level	Level	Line	Limit	Remark
MHz	dB	dB/m	dB	dBuV	dBuV/m	dBuV/m	dB	
1	1644.019	5.30	26.44	40.80	37.80	28.74	68.20	-39.46 peak
2	4267.237	7.30	33.19	43.06	38.23	35.66	74.00	-38.34 peak
3	8514.456	10.27	37.01	40.32	36.48	43.44	68.20	-24.76 peak
4	10500.000	11.29	37.70	38.04	32.13	43.08	68.20	-25.12 peak
5	15750.000	14.62	40.85	40.57	33.74	48.64	74.00	-25.36 peak
6	17948.050	16.08	43.44	40.21	35.02	54.33	74.00	-19.67 Peak
7	17948.050	16.08	43.44	40.21	27.68	46.99	54.00	-7.01 Average

4.8.2.122 11AC160_114_Peak_Horizontal



Site : chamber
Condition: 3m HORIZONTAL
Job No : C0005
Mode : 5250 TX SE
Note : 5G WIFI 11AC160

	Cable	Ant	Preamp	Read	Limit	Over		
Freq	Loss	Factor	Factor	Level	Level	Line	Limit	Remark
MHz	dB	dB/m	dB	dBuV	dBuV/m	dBuV/m	dB	
1	5.30	26.44	40.80	37.80	28.74	68.20	-39.46	peak
2	7.30	33.19	43.06	38.23	35.66	74.00	-38.34	peak
3	10.27	37.01	40.32	36.48	43.44	68.20	-24.76	peak
4	11.29	37.70	38.04	32.13	43.08	68.20	-25.12	peak
5	14.62	40.85	40.57	33.74	48.64	74.00	-25.36	peak
6	16.08	43.44	40.21	35.02	54.33	74.00	-19.67	Peak
7	16.08	43.44	40.21	27.68	46.99	54.00	-7.01	Average



Note:

1) The field strength is calculated by adding the Antenna Factor, Cable Factor & Preamplifier. The basic equation with a sample calculation is as follows:

Final Test Level = Receiver Reading + Antenna Factor + Cable Factor – Preamplifier Factor

2) Scan from 9kHz to 40GHz, The disturbance between 9kHz to 30MHz and 18GHz to 40GHz was very low, and the above harmonics were the highest point could be found when testing, so only the above harmonics had been displayed. The amplitude of spurious emissions from the radiator which are attenuated more than 20dB below the limit need not be reported .

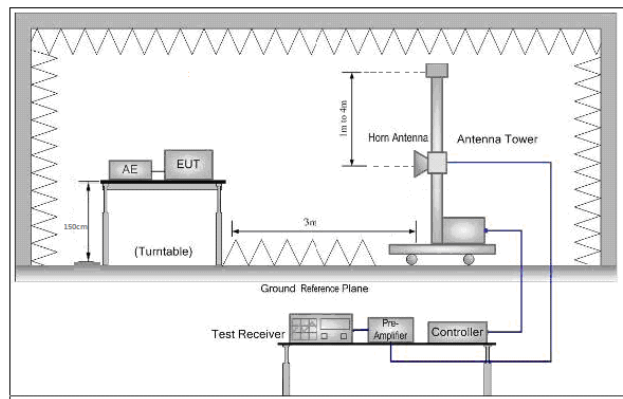
3) As shown in this section, for frequencies above 1GHz, the field strength limits are based on average limits. However, the peak field strength of any emission shall not exceed the maximum permitted average limits specified above by more than 20 dB under any condition of modulation. So, only the peak measurements were shown in the report.

4) CH50(5250MHz) of the full band (160MHz) both meet the requirements for 5150MHz-5250MHz and 5250MHz-5350MHz.

5) All modes have been tested, but only the worst case data displayed in this report.

4.9 Restricted bands around fundamental frequency

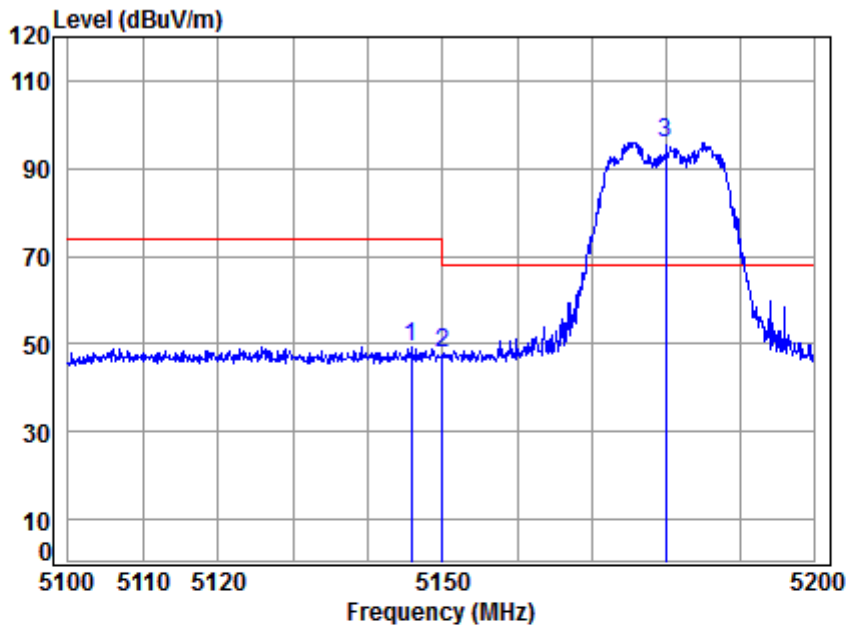
Test Requirement:	47 CFR Part 15 Section 15.407(b)		
Test Method:	ANSI C63.10: 2013		
Test Site:	Measurement Distance: 3m (Semi-Anechoic Chamber)		
Limit:	Frequency	Limit (dBuV/m @3m)	Remark
	30MHz-88MHz	40.0	Quasi-peak Value
	88MHz-216MHz	43.5	Quasi-peak Value
	216MHz-960MHz	46.0	Quasi-peak Value
	960MHz-1GHz	54.0	Quasi-peak Value
	Above 1GHz	54.0	Average Value
		74.0	Peak Value
Test Setup:			





Test Procedure:	<ul style="list-style-type: none"> a. The EUT was placed on the top of a rotating table 1.5 meters above the ground at a 3 meter semi-anechoic chamber. The table was rotated 360 degrees to determine the position of the highest radiation. b. The EUT was set 3 meters away from the interference-receiving antenna, which was mounted on the top of a variable-height antenna tower. c. The antenna height is varied from one meter to four meters above the ground to determine the maximum value of the field strength. Both horizontal and vertical polarizations of the antenna are set to make the measurement. d. For each suspected emission, the EUT was arranged to its worst case and then the antenna was tuned to heights from 1 meter to 4 meters and the rotatable table was turned from 0 degrees to 360 degrees to find the maximum reading. e. The test-receiver system was set to Peak Detect Function and Specified Bandwidth with Maximum Hold Mode. f. Place a marker at the end of the restricted band closest to the transmit frequency to show compliance. Also measure any emissions in the restricted bands. Save the spectrum analyzer plot. Repeat for each power and modulation for lowest and highest channel g. Test the EUT in the outermost channels. h. The radiation measurements are performed in X, Y, Z axis positioning for Transmitting mode, And found the X axis positioning which it is worse case. i. Repeat above procedures until all frequencies measured was complete.
Exploratory Test Mode:	Transmitting with all kind of modulations, data rates.
Final Test Mode:	<p>Through Pre-scan, find the</p> <p>6Mbps of rate is the worst case of 802.11a;</p> <p>MCS0 of rate is the worst case of 802.11n(HT20);</p> <p>MCS0 of rate is the worst case of 802.11n(HT40);</p> <p>MCSAC0 of rate is the worst case of 802.11ac(HT20);</p> <p>MCSAC0 of rate is the worst case of 802.11ac(HT40);</p> <p>MCSAC0 of rate is the worst case of 802.11ac(HT80);</p> <p>MCSAC0 of rate is the worst case of 802.11ac(HT160)</p> <p>Only the worst case is recorded in the report.</p>
Instruments Used:	Refer to section 5.10 for details
Test Results:	Pass

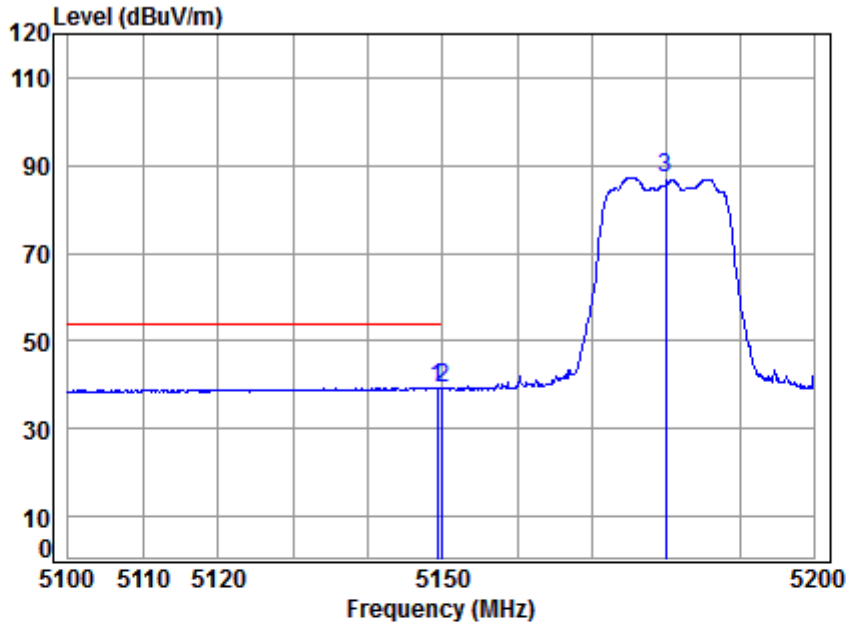
4.9.1 CDD & MIMO
 4.9.1.1 11A20_36_Peak_Vertical



Site : chamber
 Condition: 3m VERTICAL
 Job No : C0005
 Mode : 5180 Band edge
 NOTE : 5G WIFI 11A
 : CDD

	Freq	Cable Loss	Ant Factor	Preamp Factor	Read Level	Level	Limit Line	Over Limit	Remark
	MHz	dB	dB/m	dB	dBuV	dBuV/m	dBuV/m	dB	
1	5145.859	8.32	34.32	43.65	50.43	49.42	74.00	-24.58	Peak
2	5149.980	8.33	34.32	43.64	48.94	47.95	74.00	-26.05	Peak
3 *	5180.000	8.37	34.35	43.61	96.88	95.99	68.20	27.79	Peak

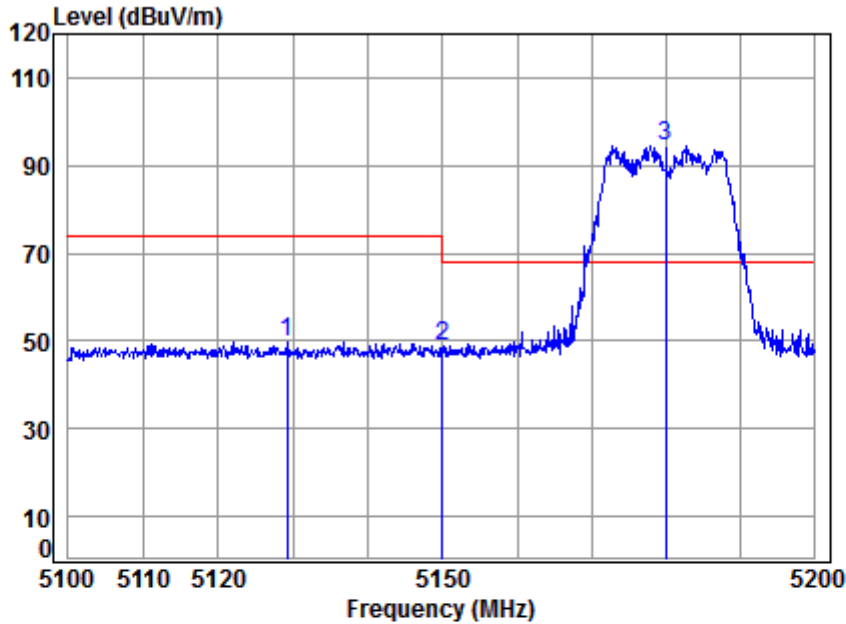
4.9.1.2 11A20_36_Average_Vertical



Site : chamber
Condition: 3m VERTICAL
Job No : C0005
Mode : 5180 Band edge
NOTE : 5G WIFI 11A
: CDD

	Freq	Cable Loss	Ant Factor	Preamp Factor	Read Level	Level	Limit Line	Over Limit	Remark
	MHz	dB	dB/m	dB	dBuV	dBuV/m	dBuV/m	dB	
1	5149.257	8.32	34.32	43.64	40.39	39.39	54.00	-14.61	Average
2	5149.980	8.33	34.32	43.64	40.39	39.40	54.00	-14.60	Average
3	5180.000	8.37	34.35	43.61	88.15	87.26	-----	-----	Average

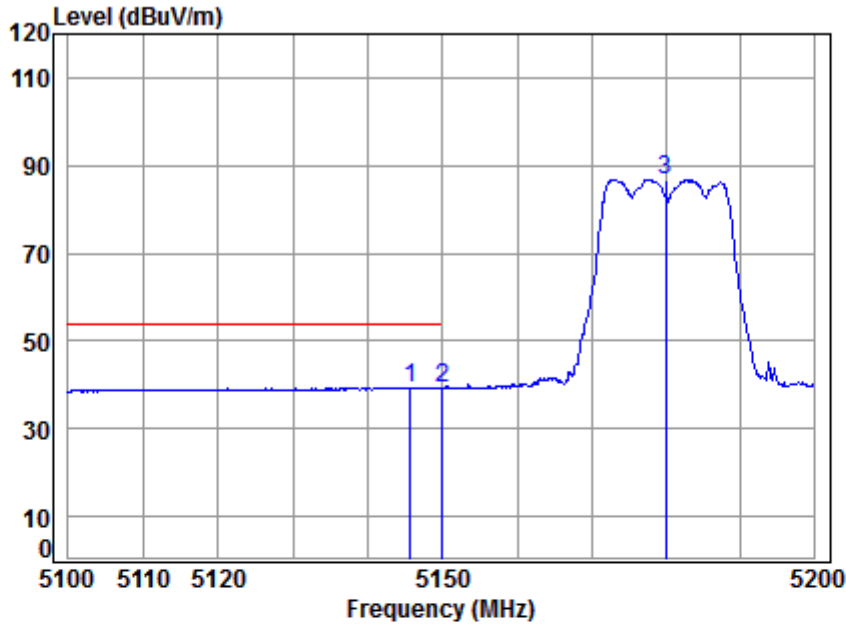
4.9.1.3 11A20_36_Peak_Horizontal



Site : chamber
Condition: 3m HORIZONTAL
Job No : C0005
Mode : 5180 Band edge
NOTE : 5G WIFI 11A
: CDD

	Freq	Cable Loss	Ant Factor	Preamp Factor	Read Level	Level	Limit Line	Over Limit	Remark
	MHz	dB	dB/m	dB	dBuV	dBuV/m	dBuV/m	dB	
1	5129.199	8.29	34.31	43.66	50.81	49.75	74.00	-24.25	peak
2	5149.980	8.33	34.32	43.64	49.99	49.00	74.00	-25.00	peak
3 *	5180.000	8.37	34.35	43.61	95.51	94.62	68.20	26.42	peak

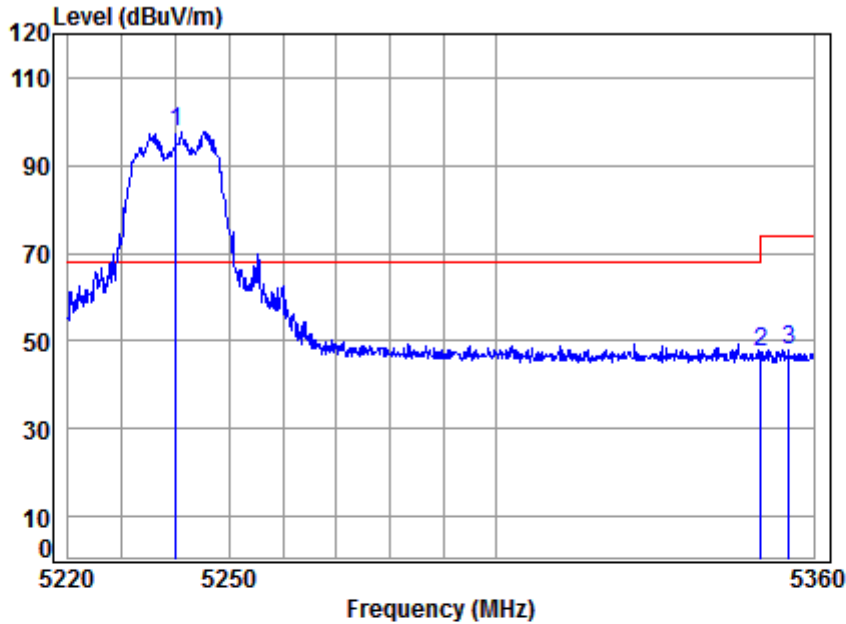
4.9.1.4 11A20_36_Average_Horizontal



Site : chamber
Condition: 3m HORIZONTAL
Job No : C0005
Mode : 5180 Band edge
NOTE : 5G WIFI 11A
: CDD

	Freq	Cable Loss	Ant Factor	Preamp Factor	Read Level	Level	Limit Line	Over Limit	Remark
	MHz	dB	dB/m	dB	dBuV	dBuV/m	dBuV/m	dB	
1	5145.659	8.32	34.32	43.65	40.46	39.45	54.00	-14.55	Average
2	5149.980	8.33	34.32	43.64	40.41	39.42	54.00	-14.58	Average
3	5180.000	8.37	34.35	43.61	87.77	86.88	-----	-----	Average

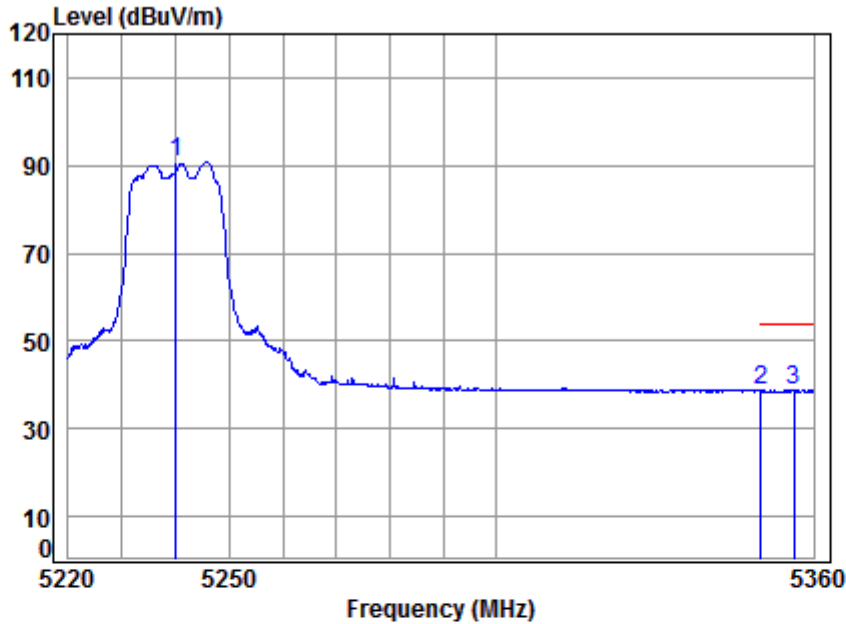
4.9.1.5 11A20_48_Peak_Vertical



Site : chamber
Condition: 3m VERTICAL
Job No : C0005
Mode : 5240 Band edge
NOTE : 5G WIFI 11A
: CDD

	Cable	Ant	Preamp	Read		Limit	Over	
Freq	Loss	Factor	Factor	Level	Level	Line	Limit	Remark
MHz	dB	dB/m	dB	dBuV	dBuV/m	dBuV/m	dB	
1 *	8.46	34.40	43.55	98.54	97.85	68.20	29.65	Peak
2	8.63	34.48	43.44	47.63	47.30	74.00	-26.70	Peak
3	8.64	34.49	43.43	48.37	48.07	74.00	-25.93	Peak

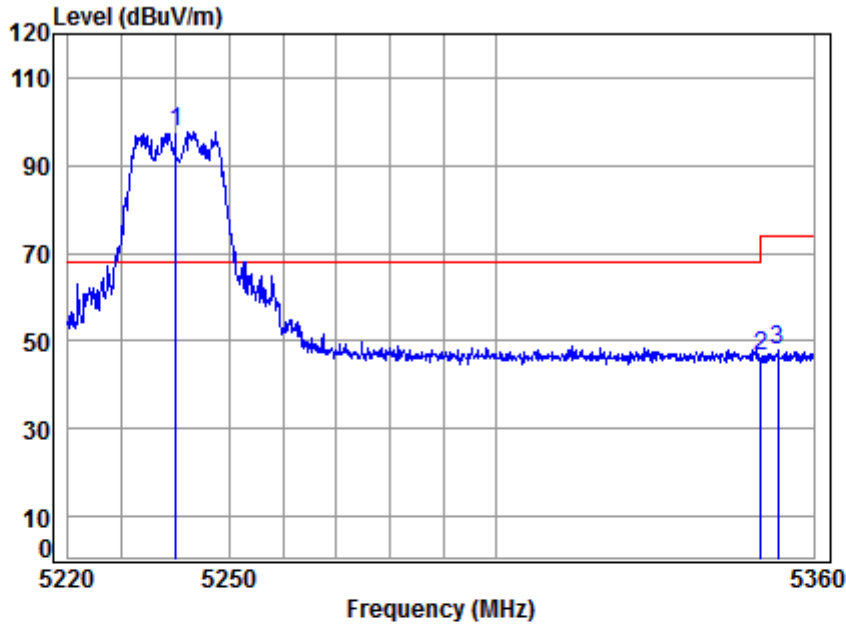
4.9.1.6 11A20_48_Average_Vertical



Site : chamber
Condition: 3m VERTICAL
Job No : C0005
Mode : 5240 Band edge
NOTE : 5G WIFI 11A
: CDD

	Freq	Cable Loss	Ant Factor	Preamp Factor	Read Level	Level	Limit Line	Over Limit	Remark
	MHz	dB	dB/m	dB	dBuV	dBuV/m	dBuV/m	dB	
1	5240.000	8.46	34.40	43.55	91.50	90.81	-----	-----	Average
2	5350.020	8.63	34.48	43.44	39.02	38.69	54.00	-15.31	Average
3	5356.171	8.64	34.49	43.43	39.10	38.80	54.00	-15.20	Average

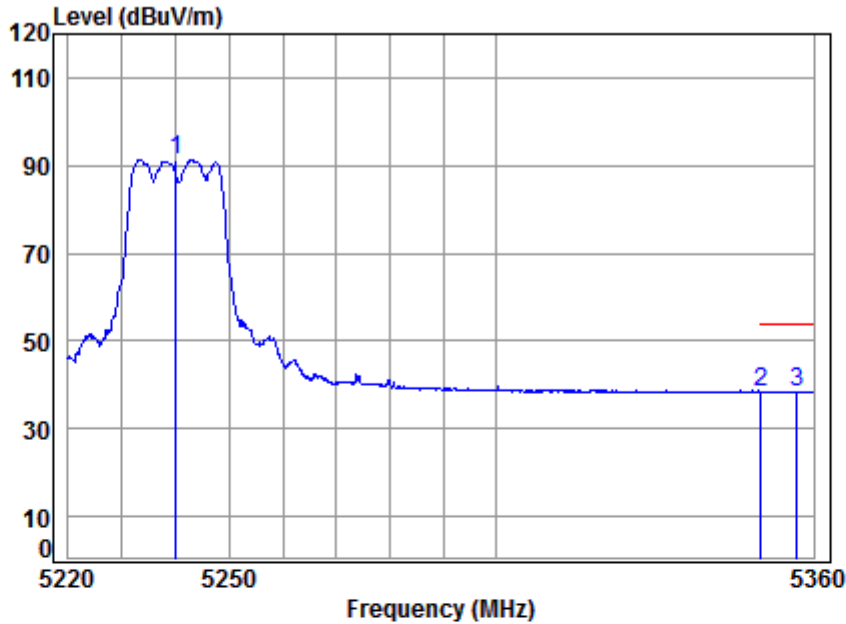
4.9.1.7 11A20_48_Peak_Horizontal



Site : chamber
Condition: 3m HORIZONTAL
Job No : C0005
Mode : 5240 Band edge
NOTE : 5G WIFI 11A
: CDD

	Freq	Cable Loss	Ant Factor	Preamp Factor	Read Level	Level	Limit Line	Over Limit	Remark
	MHz	dB	dB/m	dB	dBuV	dBuV/m	dBuV/m	dB	
1 *	5240.000	8.46	34.40	43.55	98.31	97.62	68.20	29.42	peak
2	5350.020	8.63	34.48	43.44	47.03	46.70	74.00	-27.30	peak
3	5353.195	8.63	34.49	43.44	48.02	47.70	74.00	-26.30	peak

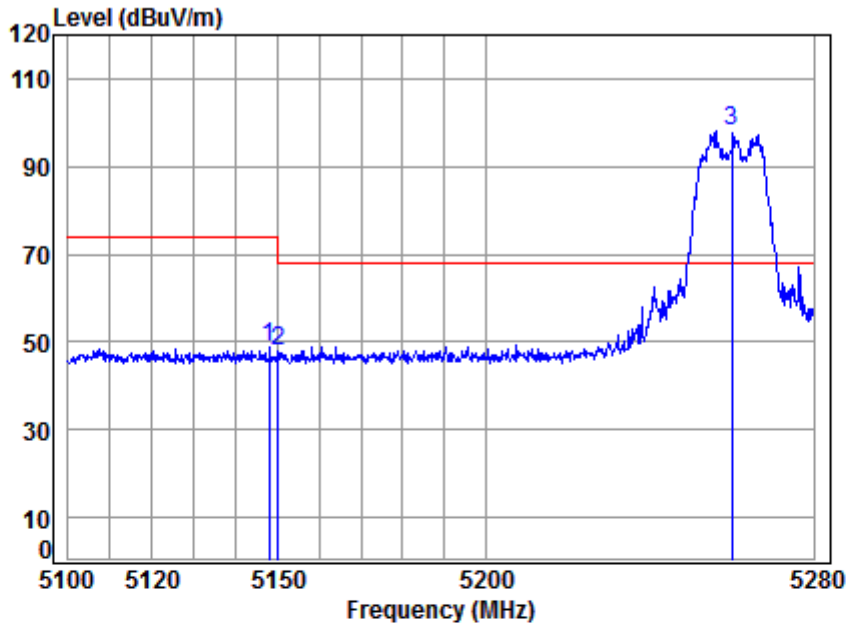
4.9.1.8 11A20_48_Average_Horizontal



Site : chamber
Condition: 3m HORIZONTAL
Job No : C0005
Mode : 5240 Band edge
NOTE : 5G WIFI 11A
: CDD

	Freq	Cable Loss	Ant Factor	Preamp Factor	Read Level	Level	Limit Line	Over Limit	Remark
	MHz	dB	dB/m	dB	dBuV	dBuV/m	dBuV/m	dB	
1	5240.000	8.46	34.40	43.55	92.04	91.35	-----	-----	Average
2	5350.020	8.63	34.48	43.44	38.64	38.31	54.00	-15.69	Average
3	5356.880	8.64	34.49	43.43	38.77	38.47	54.00	-15.53	Average

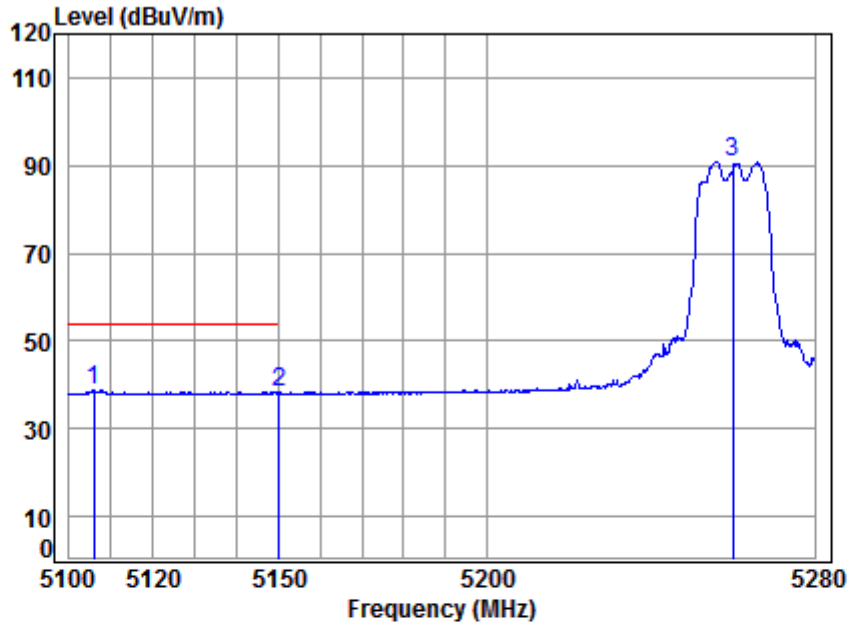
4.9.1.9 11A20_52_Peak_Vertical



Site : chamber
Condition: 3m VERTICAL
Job No : C0005
Mode : 5260 Band edge
NOTE : 5G WIFI 11A
: CDD

	Freq	Cable Loss	Ant Factor	Preamp Factor	Read Level	Level	Limit	Over Limit	Remark
	MHz	dB	dB/m	dB	dBuV	dBuV/m	dBuV/m	dB	
1	5147.986	8.32	34.32	43.64	49.66	48.66	74.00	-25.34	Peak
2	5149.980	8.33	34.32	43.64	48.80	47.81	74.00	-26.19	Peak
3 *	5260.000	8.49	34.41	43.53	98.66	98.03	68.20	29.83	Peak

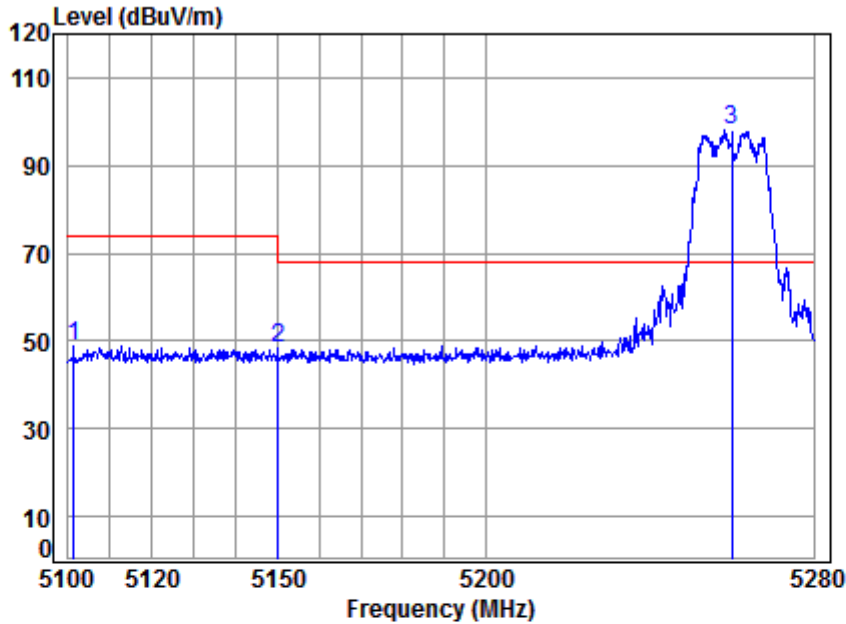
4.9.1.10 11A20_52_Average_Vertical



Site : chamber
 Condition: 3m VERTICAL
 Job No : C0005
 Mode : 5260 Band edge
 NOTE : 5G WIFI 11A
 : CDD

	Freq	Cable Loss	Ant Factor	Preamp Factor	Read Level	Level	Limit Line	Over Limit	Remark
	MHz	dB	dB/m	dB	dBuV	dBuV/m	dBuV/m	dB	
1	5105.841	8.26	34.29	43.69	39.76	38.62	54.00	-15.38	Average
2	5149.980	8.33	34.32	43.64	39.22	38.23	54.00	-15.77	Average
3	5260.000	8.49	34.41	43.53	91.44	90.81	-----	-----	Average

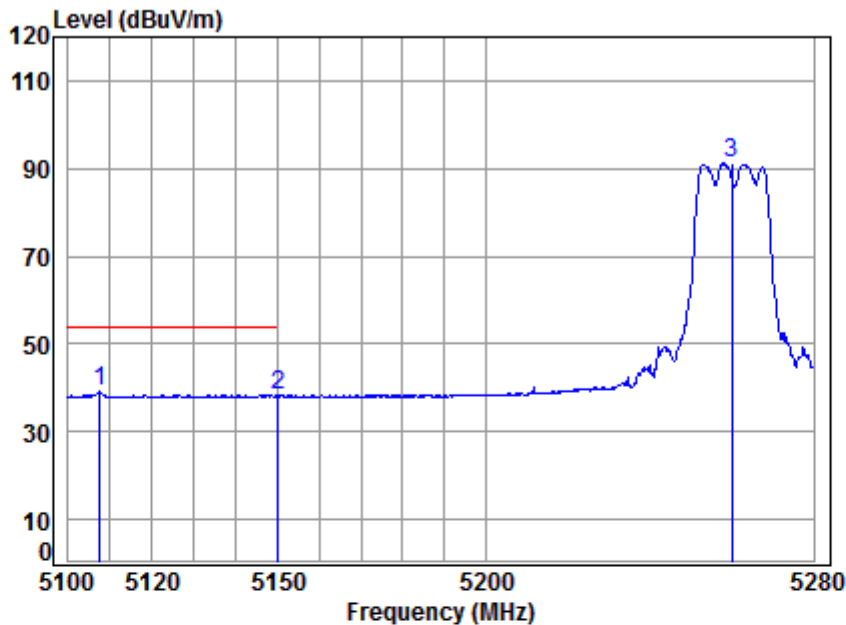
4.9.1.11 11A20_52_Peak_Horizontal



Site : chamber
Condition: 3m HORIZONTAL
Job No : C0005
Mode : 5260 Band edge
NOTE : 5G WIFI 11A
: CDD

	Freq	Cable Loss	Ant Factor	Preamp Factor	Read Level	Level	Limit Line	Over Limit	Remark
	MHz	dB	dB/m	dB	dBuV	dBuV/m	dBuV/m	dB	
1	5101.238	8.25	34.28	43.69	50.10	48.94	74.00	-25.06	peak
2	5149.980	8.33	34.32	43.64	49.15	48.16	74.00	-25.84	peak
3 *	5260.000	8.49	34.41	43.53	98.94	98.31	68.20	30.11	peak

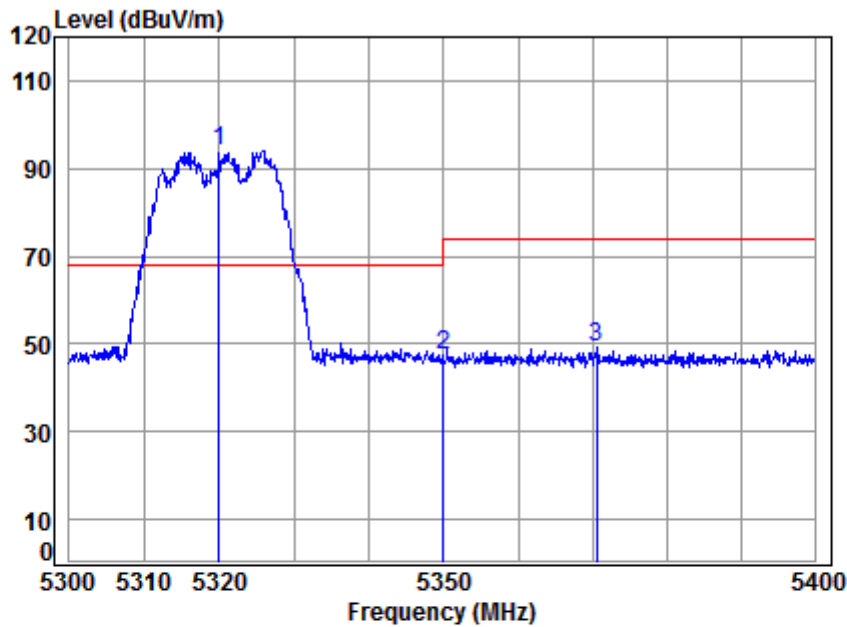
4.9.1.12 11A20_52_Average_Horizontal



Site : chamber
 Condition: 3m HORIZONTAL
 Job No : C0005
 Mode : 5260 Band edge
 NOTE : 5G WIFI 11A
 : CDD

	Freq	Cable Loss	Ant Factor	Preamp Factor	Read Level	Level	Limit Line	Over Limit	Remark
	MHz	dB	dB/m	dB	dBuV	dBuV/m	dBuV/m	dB	
1	5107.435	8.26	34.29	43.69	40.21	39.07	54.00	-14.93	Average
2	5149.980	8.33	34.32	43.64	39.21	38.22	54.00	-15.78	Average
3	5260.000	8.49	34.41	43.53	91.70	91.07	-----	-----	Average

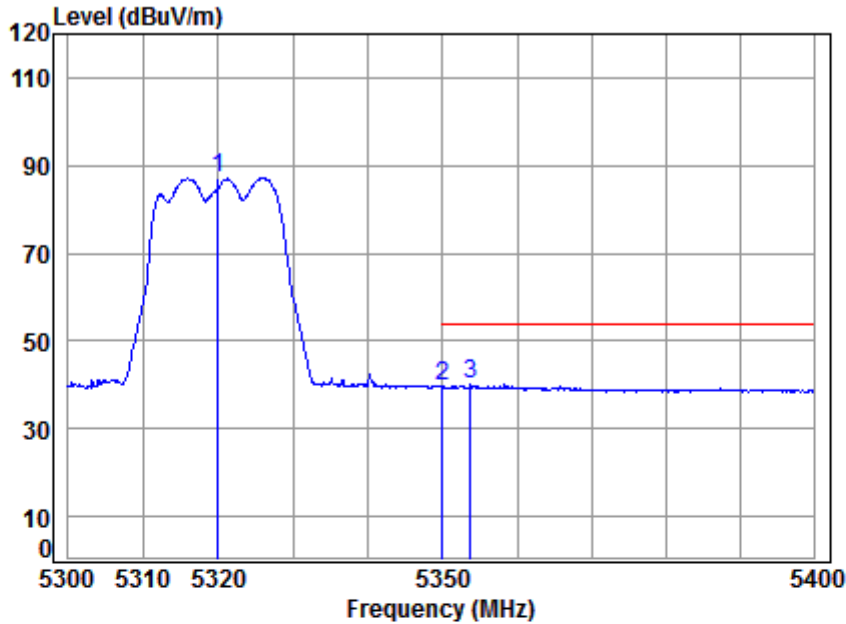
4.9.1.13 11A20_64_Peak_Vertical



Site : chamber
Condition: 3m VERTICAL
Job No : C0005
Mode : 5320 Band edge
NOTE : 5G WIFI 11A
: CDD

	Cable	Ant	Preamp	Read		Limit	Over	
Freq	Loss	Factor	Factor	Level	Level	Line	Limit	Remark
MHz	dB	dB/m	dB	dBuV	dBuV/m	dBuV/m	dB	
1 *	8.58	34.46	43.47	94.47	94.04	68.20	25.84	Peak
2	8.63	34.48	43.44	47.71	47.38	74.00	-26.62	Peak
3	8.66	34.50	43.42	49.45	49.19	74.00	-24.81	Peak

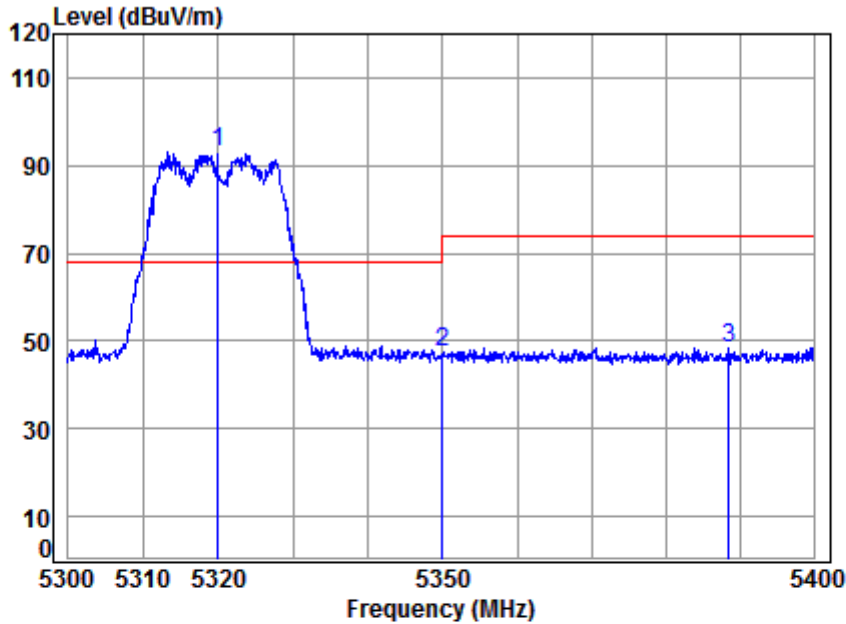
4.9.1.14 11A20_64_Average_Vertical



Site : chamber
Condition: 3m VERTICAL
Job No : C0005
Mode : 5320 Band edge
NOTE : 5G WIFI 11A
: CDD

	Freq	Cable Loss	Ant Factor	Preamp Factor	Read Level	Level	Limit Line	Over Limit	Remark
	MHz	dB	dB/m	dB	dBuV	dBuV/m	dBuV/m	dB	
1	5320.000	8.58	34.46	43.47	87.52	87.09	-----	-----	Average
2	5350.020	8.63	34.48	43.44	40.06	39.73	54.00	-14.27	Average
3	5353.768	8.64	34.49	43.44	40.32	40.01	54.00	-13.99	Average

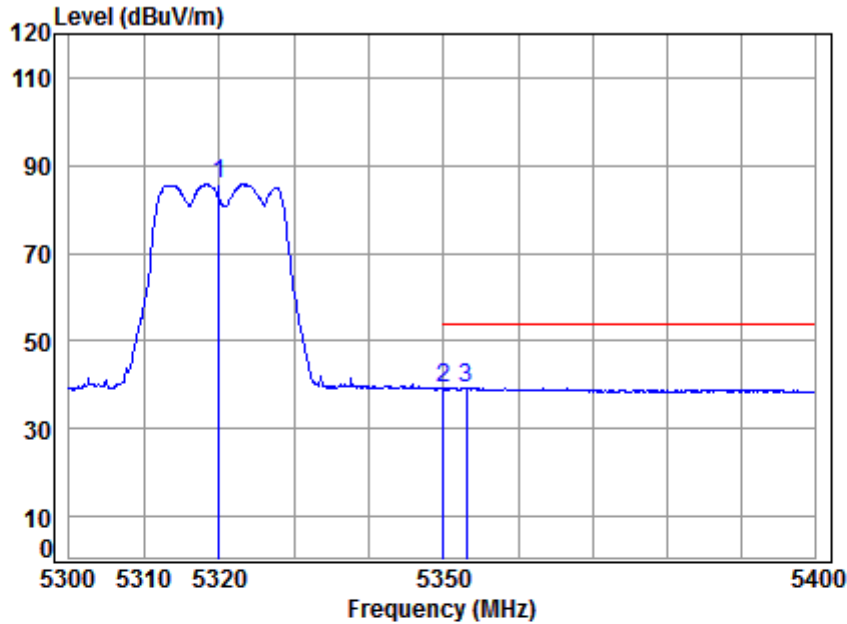
4.9.1.15 11A20_64_Peak_Horizontal



Site : chamber
Condition: 3m HORIZONTAL
Job No : C0005
Mode : 5320 Band edge
NOTE : 5G WIFI 11A
: CDD

	Cable	Ant	Preamp	Read		Limit	Over	
Freq	Loss	Factor	Factor	Level	Level	Line	Limit	Remark
MHz	dB	dB/m	dB	dBuV	dBuV/m	dBuV/m	dB	
1 *	8.58	34.46	43.47	93.45	93.02	68.20	24.82	peak
2	8.63	34.48	43.44	47.74	47.41	74.00	-26.59	peak
3	8.69	34.51	43.40	48.65	48.45	74.00	-25.55	peak

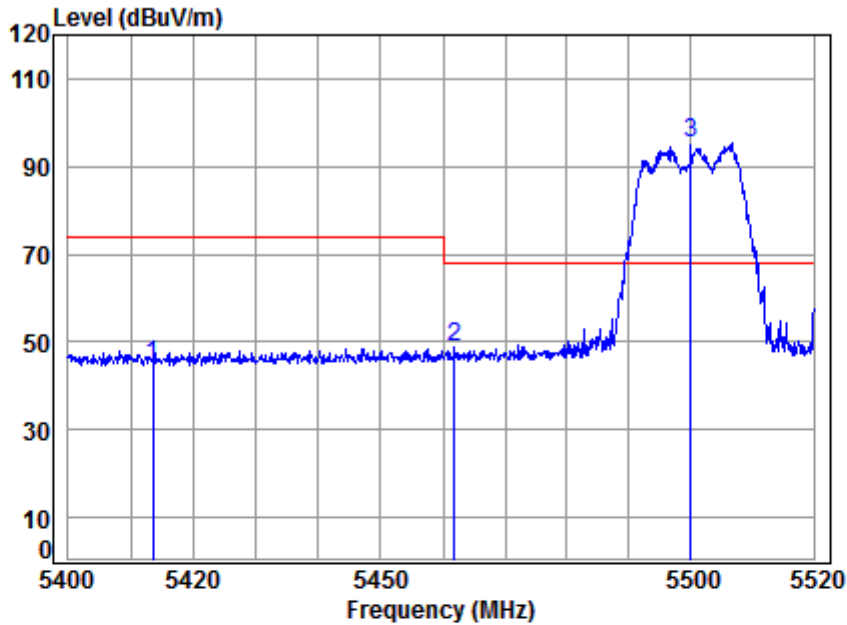
4.9.1.16 11A20_64_Average_Horizontal



Site : chamber
Condition: 3m HORIZONTAL
Job No : C0005
Mode : 5320 Band edge
NOTE : 5G WIFI 11A
: CDD

	Freq	Cable Loss	Ant Factor	Preamp Factor	Read Level	Level	Limit Line	Over Limit	Remark
	MHz	dB	dB/m	dB	dBuV	dBuV/m	dBuV/m	dB	
1	5320.000	8.58	34.46	43.47	86.16	85.73	-----	-----	Average
2	5350.020	8.63	34.48	43.44	39.49	39.16	54.00	-14.84	Average
3	5353.067	8.63	34.49	43.44	39.62	39.30	54.00	-14.70	Average

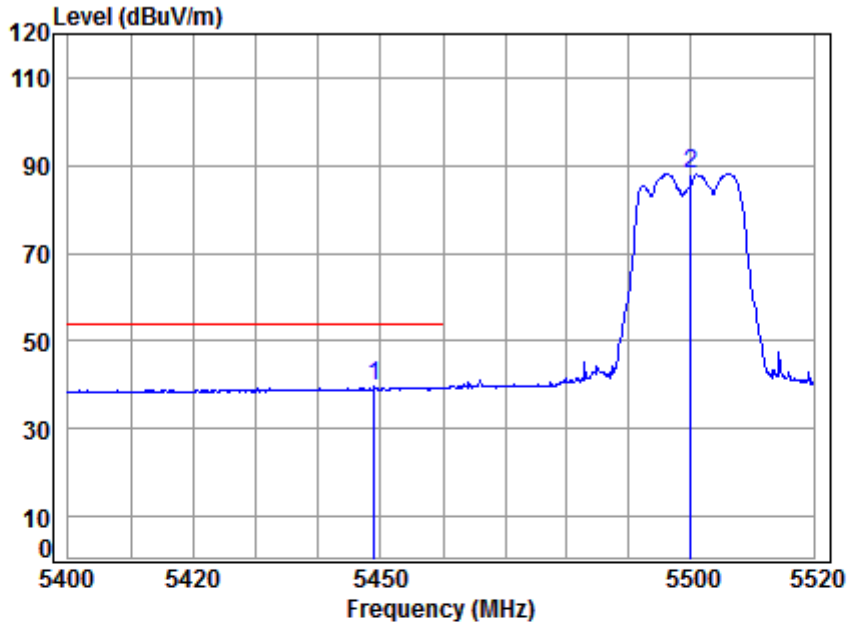
4.9.1.17 11A20_100_Peak_Vertical



Site : chamber
Condition: 3m VERTICAL
Job No : C0005
Mode : 5500 Band edge
NOTE : 5G WIFI 11A
: CDD

	Freq	Cable Loss	Ant Factor	Preamp Factor	Read Level	Level	Limit Line	Over Limit	Remark
	MHz	dB	dB/m	dB	dBuV	dBuV/m	dBuV/m	dB	
1	5413.547	8.72	34.53	43.38	45.04	44.91	74.00	-29.09	Peak
2	5461.831	8.79	34.57	43.33	48.76	48.79	68.20	-19.41	peak
3 *	5500.000	8.85	34.60	43.29	95.05	95.21	68.20	27.01	Peak

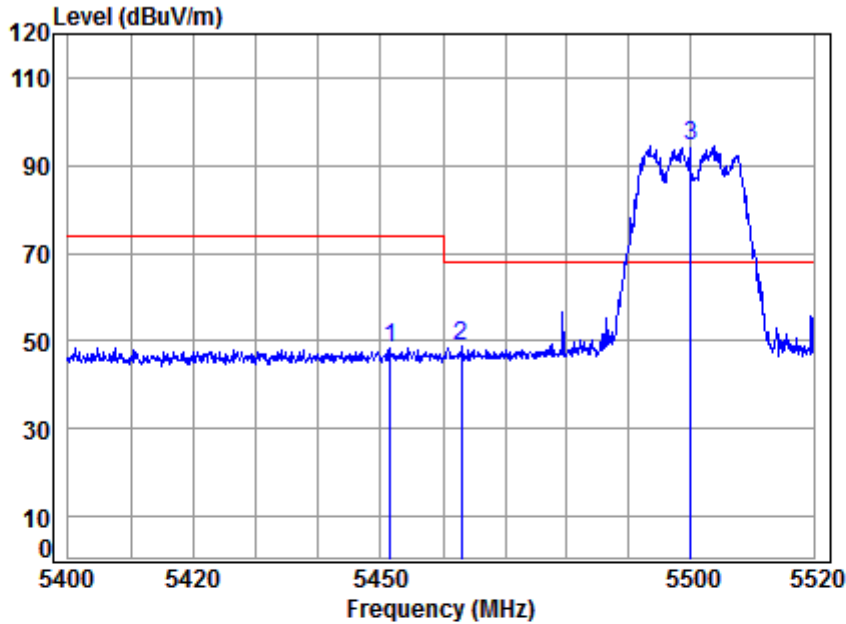
4.9.1.18 11A20_100_Average_Vertical



Site : chamber
Condition: 3m VERTICAL
Job No : C0005
Mode : 5500 Band edge
NOTE : 5G WIFI 11A
: CDD

	Freq	Cable Loss	Ant Factor	Preamp Factor	Read Level	Level	Limit Line	Over Limit	Remark
	MHz	dB	dB/m	dB	dBuV	dBuV/m	dBuV/m	dB	
1	5449.001	8.78	34.56	43.34	39.64	39.64	54.00	-14.36	Average
2	5500.000	8.85	34.60	43.29	87.93	88.09	-----	-----	Average

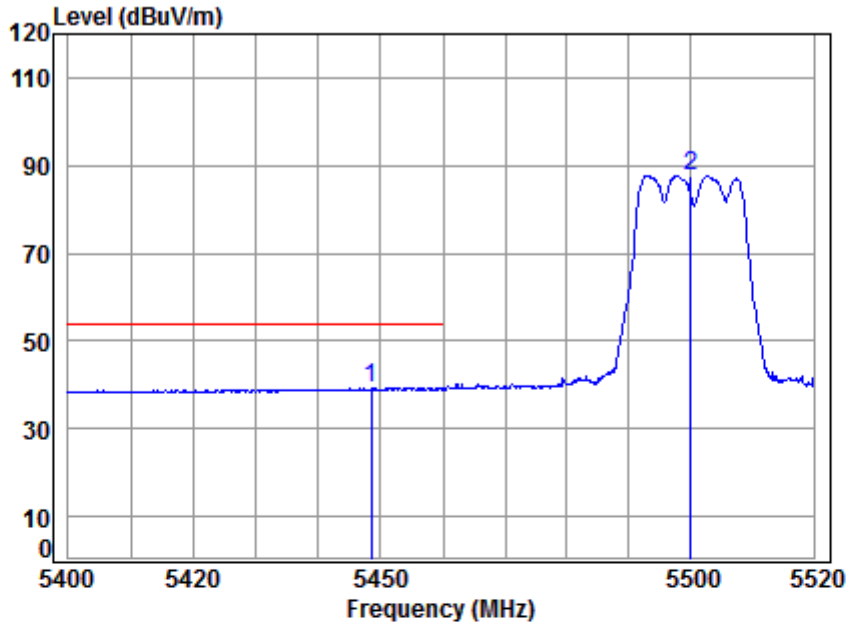
4.9.1.19 11A20_100_Peak_Horizontal



Site : chamber
Condition: 3m HORIZONTAL
Job No : C0005
Mode : 5500 Band edge
NOTE : 5G WIFI 11A
: CDD

	Freq	Cable Loss	Ant Factor	Preamp Factor	Read Level	Level	Limit Line	Over Limit	Remark
	MHz	dB	dB/m	dB	dBuV	dBuV/m	dBuV/m	dB	
1	5451.517	8.78	34.56	43.34	48.47	48.47	74.00	-25.53	peak
2	5462.911	8.80	34.57	43.33	48.58	48.62	68.20	-19.58	peak
3 *	5500.000	8.85	34.60	43.29	94.16	94.32	68.20	26.12	peak

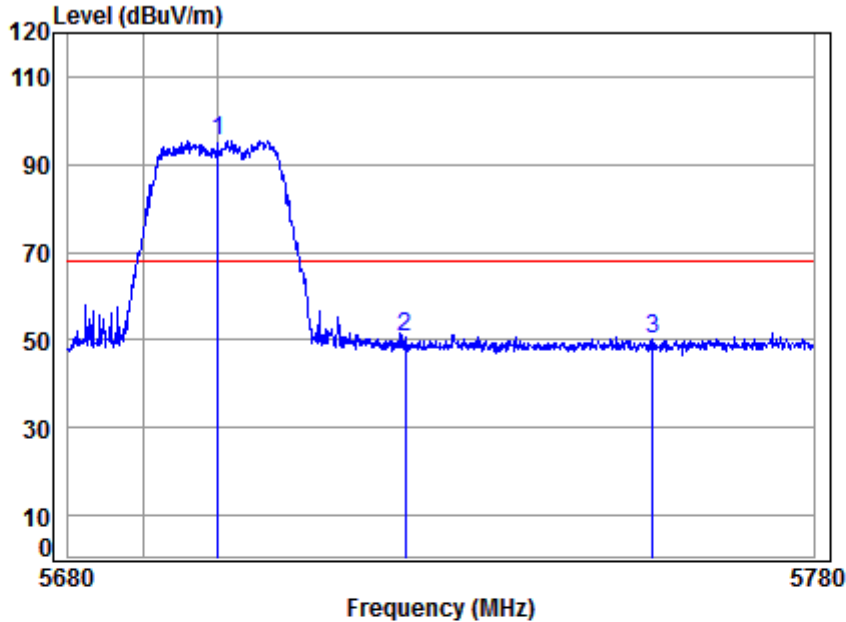
4.9.1.20 11A20_100_Average_Horizontal



Site : chamber
 Condition: 3m HORIZONTAL
 Job No : C0005
 Mode : 5500 Band edge
 NOTE : 5G WIFI 11A
 : CDD

	Freq	Cable Loss	Ant Factor	Preamp Factor	Read Level	Level	Limit Line	Over Limit	Remark
	MHz	dB	dB/m	dB	dBuV	dBuV/m	dBuV/m	dB	
1	5448.522	8.78	34.56	43.34	39.25	39.25	54.00	-14.75	Average
2	5500.000	8.85	34.60	43.29	87.61	87.77	-----	-----	Average

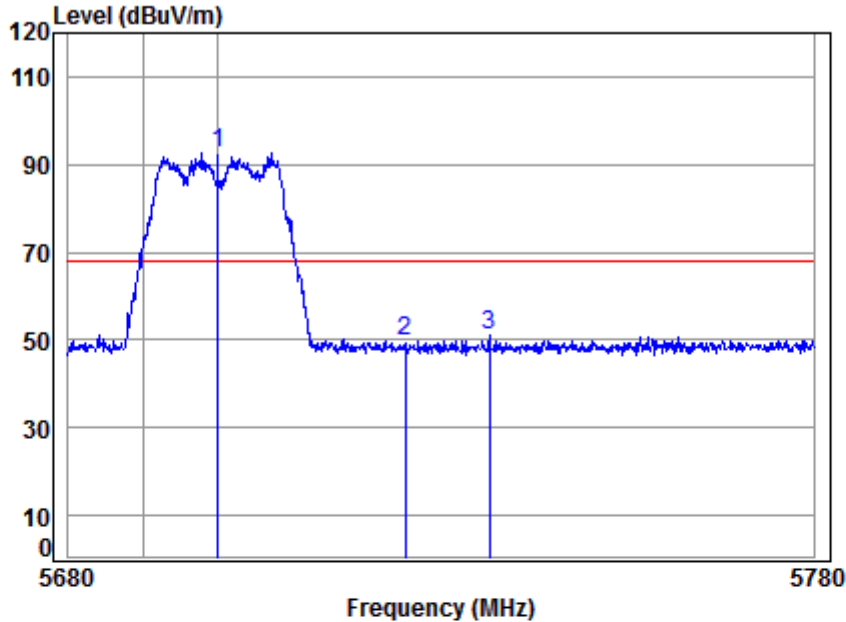
4.9.1.21 11A20_140_Peak_Vertical



Site : chamber
Condition: 3m VERTICAL
Job No : C0005
Mode : 5700 Band edge
NOTE : 5G WIFI 11A
: CDD

	Cable	Ant	Preamp	Read	Limit	Over		
Freq	Loss	Factor	Factor	Level	Level	Line	Limit	Remark
MHz	dB	dB/m	dB	dBuV	dBuV/m	dBuV/m	dB	
1 *	9.56	34.81	43.10	94.26	95.53	68.20	27.33	Peak
2	9.64	34.83	43.08	49.36	50.75	68.20	-17.45	Peak
3	9.76	34.86	43.05	48.46	50.03	68.20	-18.17	Peak

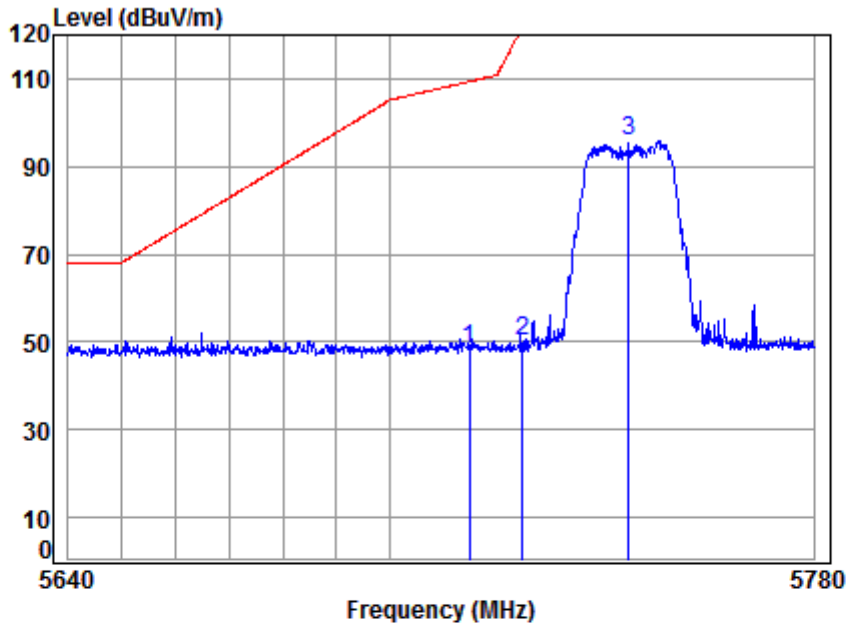
4.9.1.22 11A20_140_Peak_Horizontal



Site : chamber
Condition: 3m HORIZONTAL
Job No : C0005
Mode : 5700 Band edge
NOTE : 5G WIFI 11A
: CDD

	Cable	Ant	Preamp	Read	Limit	Over		
Freq	Loss	Factor	Factor	Level	Level	Line	Limit	Remark
MHz	dB	dB/m	dB	dBuV	dBuV/m	dBuV/m	dB	
1 *	9.56	34.81	43.10	91.52	92.79	68.20	24.59	peak
2	9.65	34.83	43.08	48.16	49.56	68.20	-18.64	Peak
3	9.68	34.84	43.07	49.43	50.88	68.20	-17.32	peak

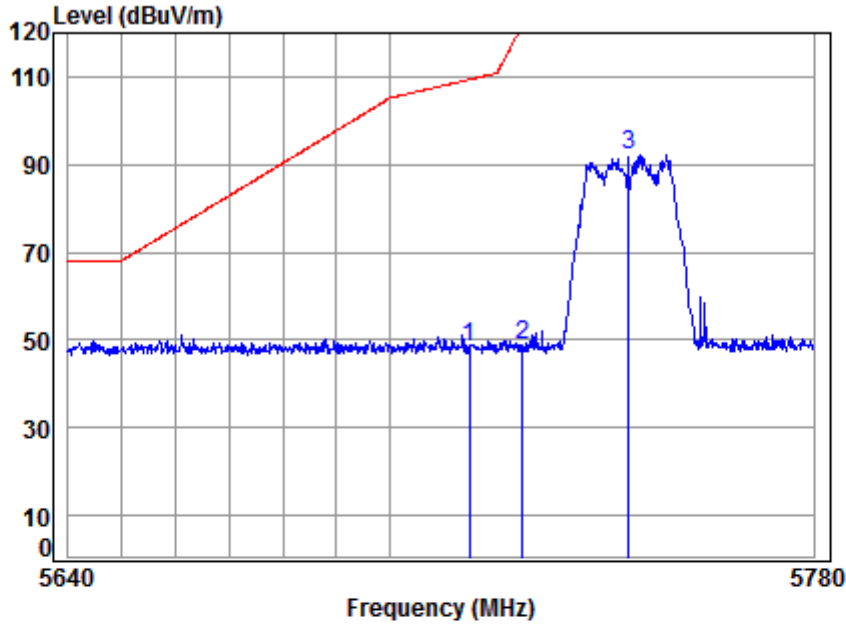
4.9.1.23 11A20_149_Peak_Vertical



Site : chamber
 Condition: 3m VERTICAL
 Job No : C0005
 Mode : 5745 Band edge
 NOTE : 5G WIFI 11A
 : CDD

	Freq	Cable Loss	Ant Factor	Preamp Factor	Read Level	Level	Limit Line	Over Limit	Remark
	MHz	dB	dB/m	dB	dBuV	dBuV/m	dBuV/m	dB	
1	5715.000	9.61	34.82	43.09	46.94	48.28	109.40	-61.12	peak
2	5725.000	9.64	34.83	43.08	48.58	49.97	122.20	-72.23	peak
3	5745.000	9.71	34.85	43.06	94.52	96.02	125.20	-29.18	peak

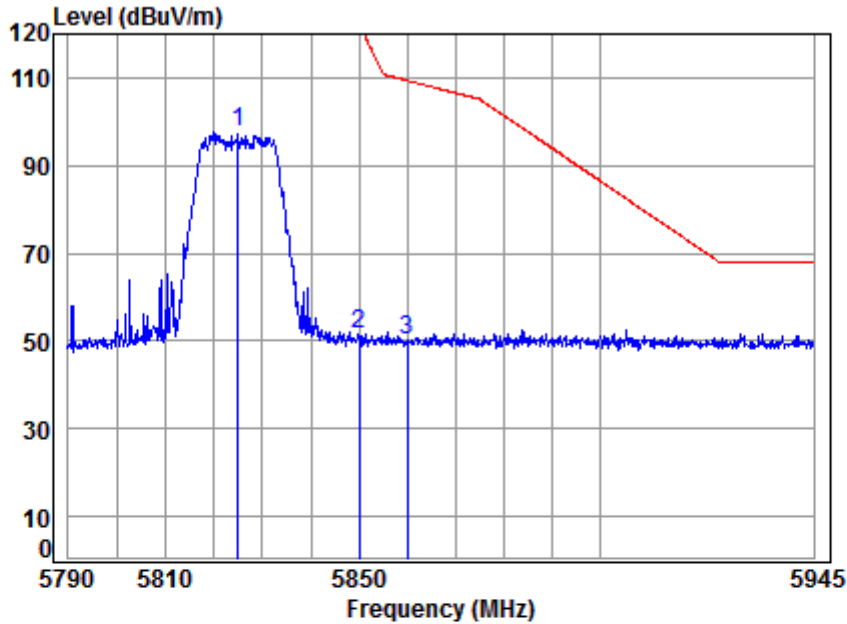
4.9.1.24 11A20_149_Peak_Horizontal



Site : chamber
 Condition: 3m HORIZONTAL
 Job No : C0005
 Mode : 5745 Band edge
 NOTE : 5G WIFI 11A
 : CDD

	Freq	Cable Loss	Ant Factor	Preamp Factor	Read Level	Level	Limit Line	Over Limit	Remark
	MHz	dB	dB/m	dB	dBuV	dBuV/m	dBuV/m	dB	
1	5715.000	9.61	34.82	43.09	47.04	48.38	109.40	-61.02	peak
2	5725.000	9.64	34.83	43.08	47.62	49.01	122.20	-73.19	peak
3	5745.000	9.71	34.85	43.06	90.87	92.37	125.20	-32.83	peak

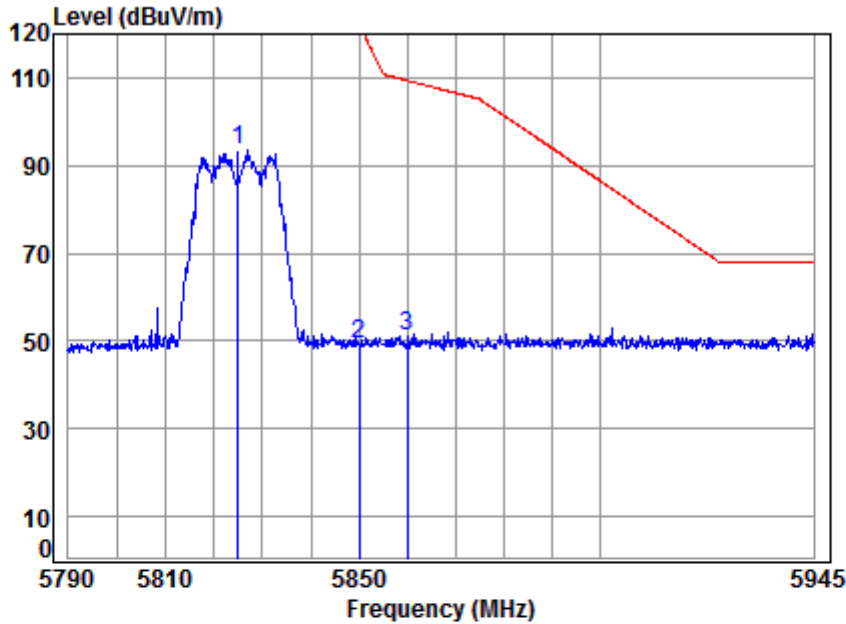
4.9.1.25 11A20_165_Peak_Vertical



Site : chamber
Condition: 3m VERTICAL
Job No : C0005
Mode : 5825 Band edge
NOTE : 5G WIFI 11A
: CDD

	Freq	Cable Loss	Ant Factor	Preamp Factor	Read Level	Limit Level	Limit Line	Over Limit	Remark
	MHz	dB	dB/m	dB	dBuV	dBuV/m	dBuV/m	dB	
1	5825.000	9.98	34.93	42.99	95.53	97.45	125.20	-27.75	peak
2	5850.000	10.07	34.95	42.97	49.61	51.66	125.20	-73.54	Peak
3	5860.000	10.10	34.96	42.96	48.14	50.24	109.40	-59.16	peak

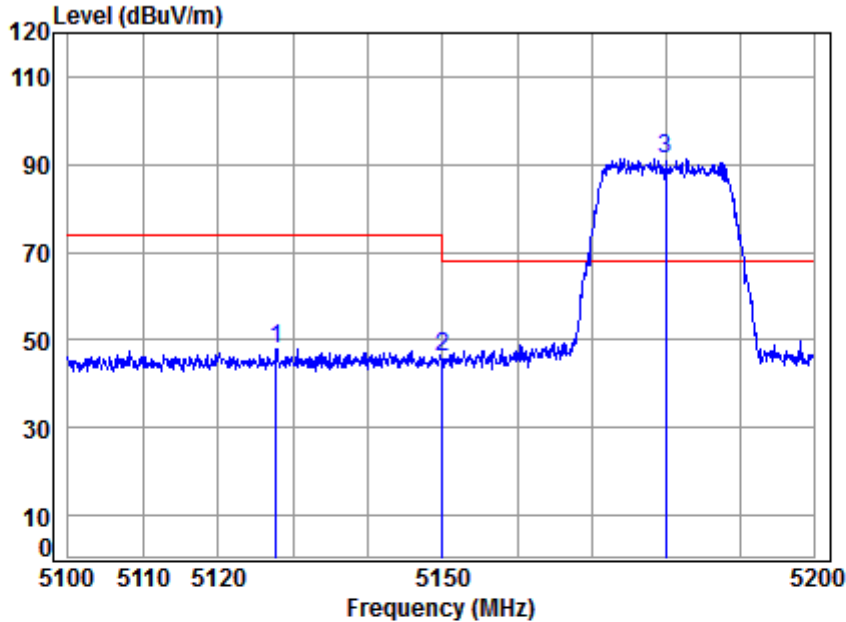
4.9.1.26 11A20_165_Peak_Horizontal



Site : chamber
 Condition: 3m HORIZONTAL
 Job No : C0005
 Mode : 5825 Band edge
 NOTE : 5G WIFI 11A
 : CDD

	Freq	Cable Loss	Ant Factor	Preamp Factor	Read Level	Limit Level	Limit Line	Over Limit	Remark
	MHz	dB	dB/m	dB	dBuV	dBuV/m	dBuV/m	dB	
1	5825.000	9.98	34.93	42.99	91.39	93.31	125.20	-31.89	peak
2	5850.000	10.07	34.95	42.96	47.05	49.11	122.20	-73.09	peak
3	5860.000	10.10	34.96	42.96	48.88	50.98	109.40	-58.42	peak

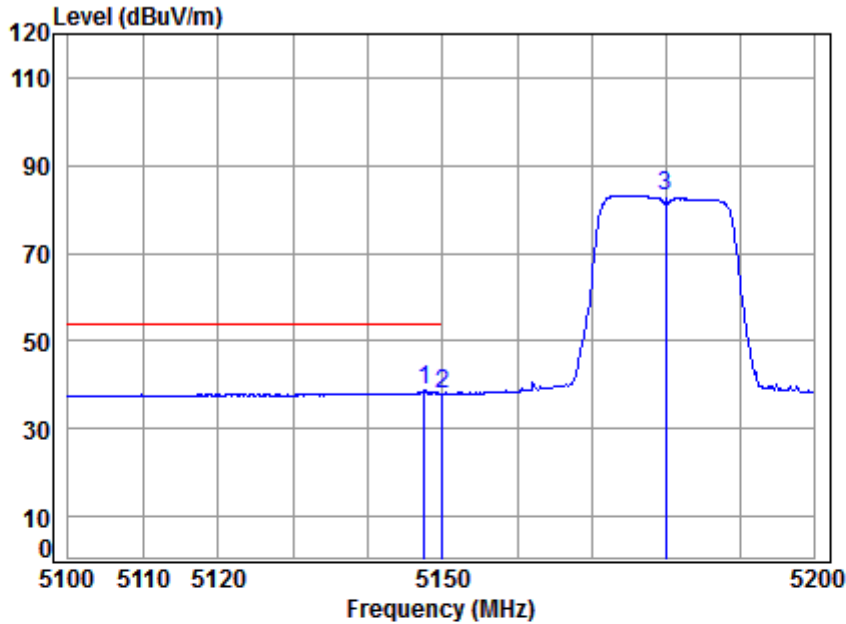
4.9.1.27 11N20_36_Peak_Vertical



Site : chamber
Condition: 3m VERTICAL
Job No : C0005
Mode : 5180 Band edge
NOTE : 5G WIFI 11N20
: MIMO

	Freq	Cable Loss	Ant Factor	Preamp Factor	Read Level	Level	Limit Line	Over Limit	Remark
	MHz	dB	dB/m	dB	dBuV	dBuV/m	dBuV/m	dB	
1	5127.705	8.29	34.31	43.67	48.92	47.85	74.00	-26.15	peak
2	5149.980	8.33	34.32	43.64	47.20	46.21	74.00	-27.79	peak
3 *	5180.000	8.37	34.35	43.61	92.03	91.14	68.20	22.94	peak

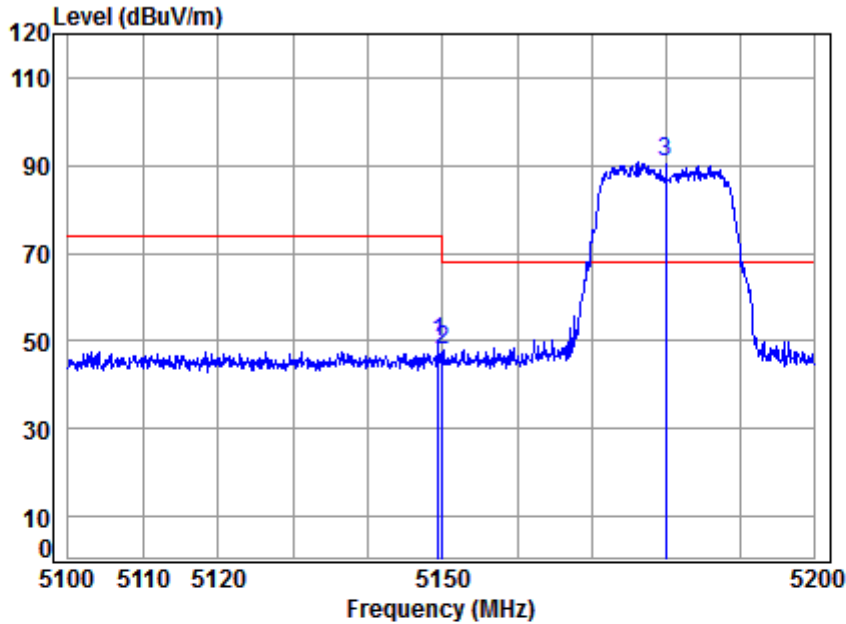
4.9.1.28 11N20_36_Average_Vertical



Site : chamber
Condition: 3m VERTICAL
Job No : C0005
Mode : 5180 Band edge
NOTE : 5G WIFI 11N20
: MIMO

	Freq	Cable Loss	Ant Factor	Preamp Factor	Read Level	Level	Limit Line	Over Limit	Remark
	MHz	dB	dB/m	dB	dBuV	dBuV/m	dBuV/m	dB	
1	5147.558	8.32	34.32	43.65	39.66	38.65	54.00	-15.35	Average
2	5149.980	8.33	34.32	43.64	39.08	38.09	54.00	-15.91	Average
3	5180.000	8.37	34.35	43.61	84.03	83.14	-----	-----	Average

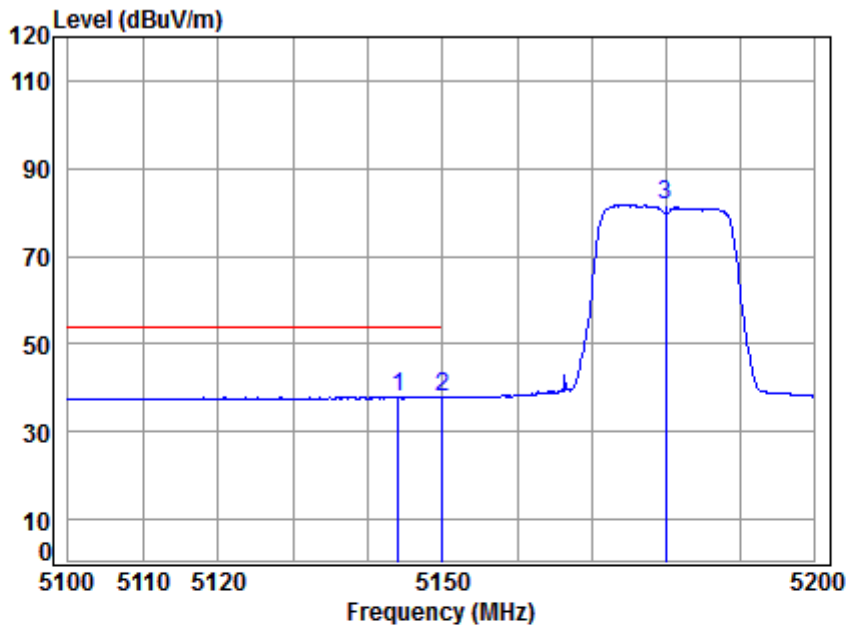
4.9.1.29 11N20_36_Peak_Horizontal



Site : chamber
Condition: 3m HORIZONTAL
Job No : C0005
Mode : 5180 Band edge
NOTE : 5G WIFI 11N20
: MIMO

	Freq	Cable Loss	Ant Factor	Preamp Factor	Read Level	Level	Limit Line	Over Limit	Remark
	MHz	dB	dB/m	dB	dBuV	dBuV/m	dBuV/m	dB	
1	5149.357	8.32	34.32	43.64	50.63	49.63	74.00	-24.37	peak
2	5149.980	8.33	34.32	43.64	48.71	47.72	74.00	-26.28	peak
3 *	5180.000	8.37	34.35	43.61	91.65	90.76	68.20	22.56	peak

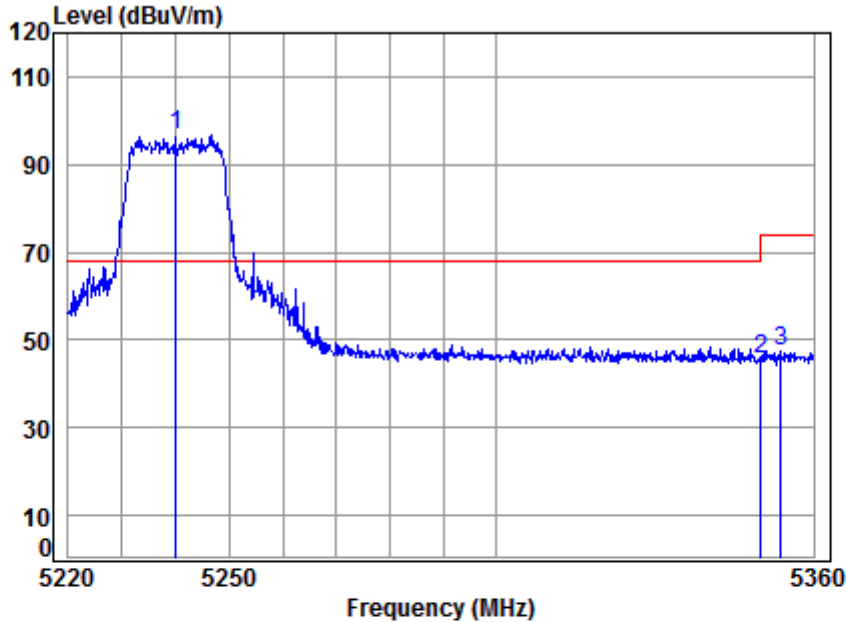
4.9.1.30 11N20_36_Average_Horizontal



Site : chamber
Condition: 3m HORIZONTAL
Job No : C0005
Mode : 5180 Band edge
NOTE : 5G WIFI 11N20
: MIMO

	Freq	Cable Loss	Ant Factor	Preamp Factor	Read Level	Level	Limit Line	Over Limit	Remark
	MHz	dB	dB/m	dB	dBuV	dBuV/m	dBuV/m	dB	
1	5144.061	8.32	34.32	43.65	39.10	38.09	54.00	-15.91	Average
2	5149.980	8.33	34.32	43.64	38.88	37.89	54.00	-16.11	Average
3	5180.000	8.37	34.35	43.61	82.48	81.59	-----	-----	Average

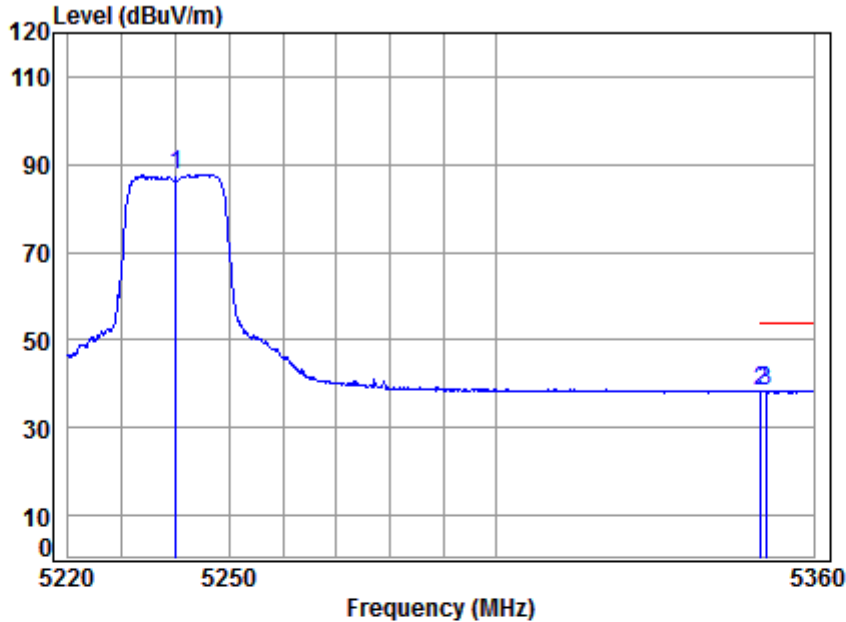
4.9.1.31 11N20_48_Peak_Vertical



Site : chamber
Condition: 3m VERTICAL
Job No : C0005
Mode : 5240 Band edge
NOTE : 5G WIFI 11N20
: MIMO

	Cable	Ant	Preamp	Read	Limit	Over		
Freq	Loss	Factor	Factor	Level	Level	Line	Limit	Remark
MHz	dB	dB/m	dB	dBuV	dBuV/m	dBuV/m	dB	
1 *	8.46	34.40	43.55	97.47	96.78	68.20	28.58	Peak
2	8.63	34.48	43.44	46.06	45.73	74.00	-28.27	Peak
3	8.64	34.49	43.44	47.79	47.48	74.00	-26.52	Peak

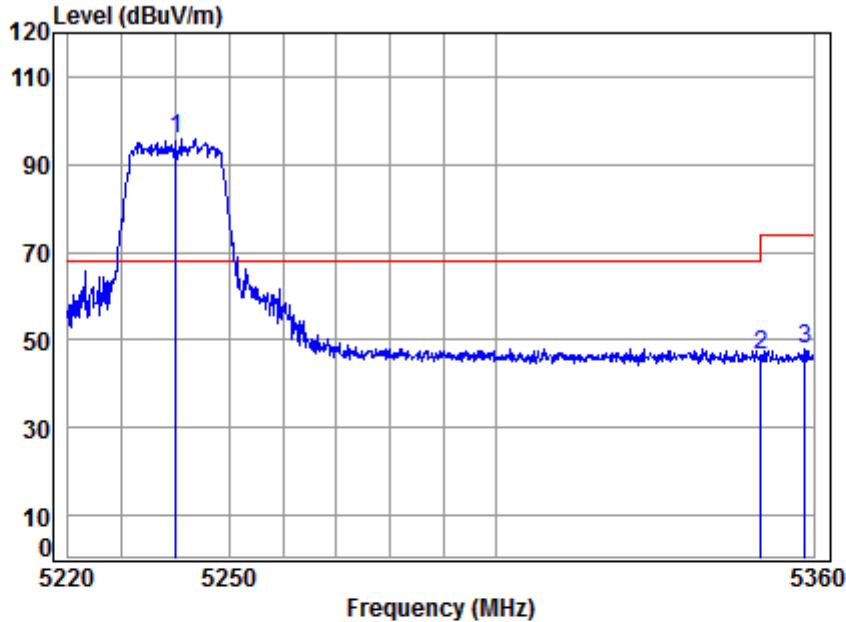
4.9.1.32 11N20_48_Average_Vertical



Site : chamber
Condition: 3m VERTICAL
Job No : C0005
Mode : 5240 Band edge
NOTE : 5G WIFI 11N20
: MIMO

	Freq	Cable Loss	Ant Factor	Preamp Factor	Read Level	Level	Limit Line	Over Limit	Remark
	MHz	dB	dB/m	dB	dBuV	dBuV/m	dBuV/m	dB	
1	5240.000	8.46	34.40	43.55	88.32	87.63	-----	-----	Average
2	5350.020	8.63	34.48	43.44	38.66	38.33	54.00	-15.67	Average
3	5350.929	8.63	34.48	43.44	38.74	38.41	54.00	-15.59	Average

4.9.1.33 11N20_48_Peak_Horizontal

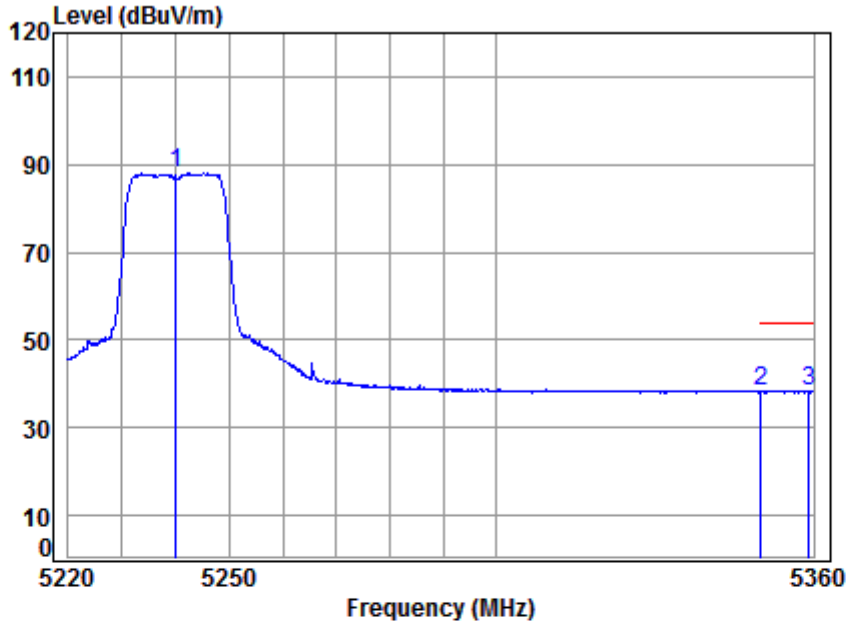


Site : chamber
Condition: 3m HORIZONTAL
Job No : C0005
Mode : 5240 Band edge
NOTE : 5G WIFI 11N20
: MIMO

	Cable	Ant	Preamp	Read	Limit	Over		
Freq	Loss	Factor	Factor	Level	Level	Line	Limit	Remark
MHz	dB	dB/m	dB	dBuV	dBuV/m	dBuV/m	dB	
1 *	8.46	34.40	43.55	96.34	95.65	68.20	27.45	peak
2	8.63	34.48	43.44	47.04	46.71	74.00	-27.29	peak
3	8.64	34.49	43.43	48.29	47.99	74.00	-26.01	peak



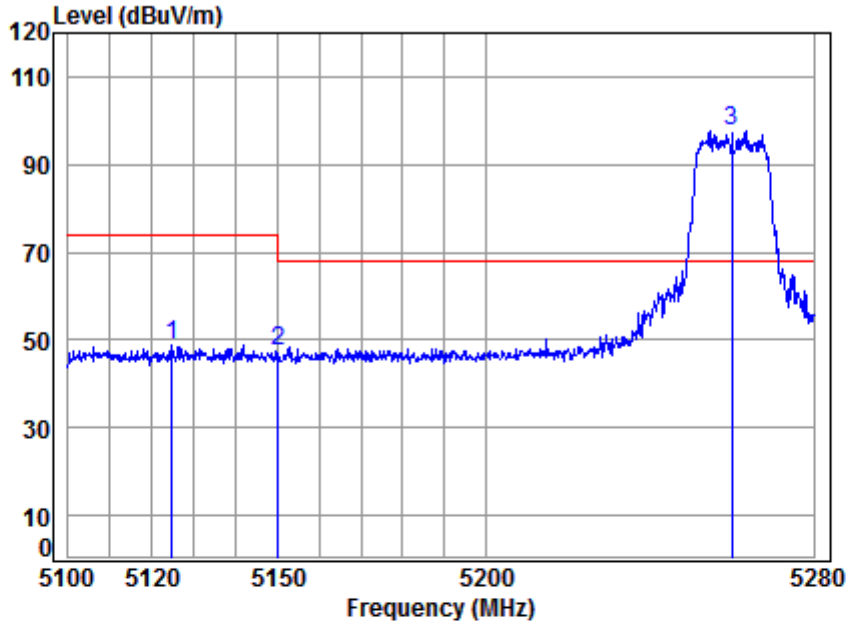
4.9.1.34 11N20_48_Average_Horizontal



Site : chamber
Condition: 3m HORIZONTAL
Job No : C0005
Mode : 5240 Band edge
NOTE : 5G WIFI 11N20
: MIMO

	Freq	Cable Loss	Ant Factor	Preamp Factor	Read Level	Level	Limit Line	Over Limit	Remark
	MHz	dB	dB/m	dB	dBuV	dBuV/m	dBuV/m	dB	
1	5240.000	8.46	34.40	43.55	88.69	88.00	-----	-----	Average
2	5350.020	8.63	34.48	43.44	38.55	38.22	54.00	-15.78	Average
3	5359.149	8.64	34.49	43.43	38.63	38.33	54.00	-15.67	Average

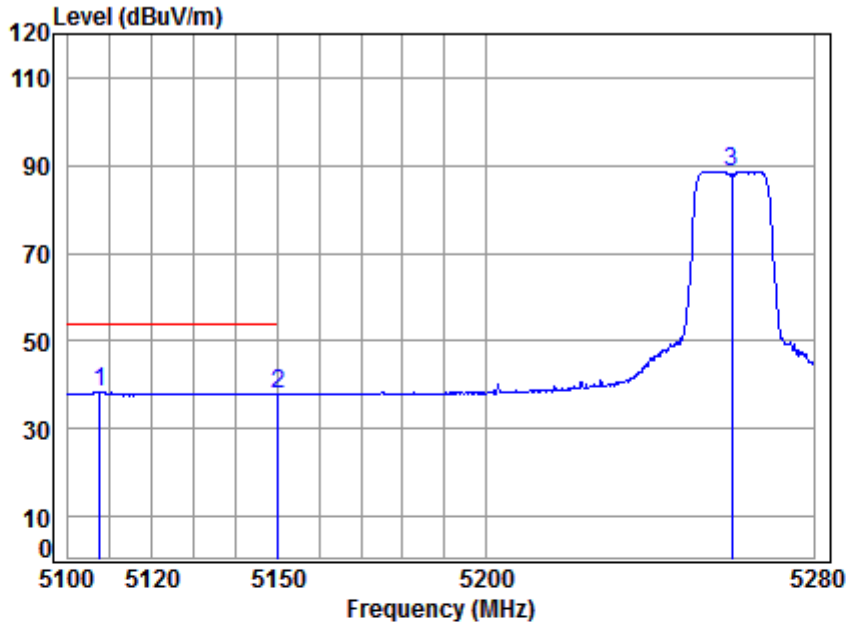
4.9.1.35 11N20_52_Peak_Vertical



Site : chamber
Condition: 3m VERTICAL
Job No : C0005
Mode : 5260 Band edge
NOTE : 5G WIFI 11N20
: MIMO

	Cable	Ant	Preamp	Read	Limit	Over		
Freq	Loss	Factor	Factor	Level	Level	Line	Limit	Remark
MHz	dB	dB/m	dB	dBuV	dBuV/m	dBuV/m	dB	
1	5124.648	8.29	34.30	43.67	49.84	48.76	74.00	-25.24 Peak
2	5149.980	8.33	34.32	43.64	48.50	47.51	74.00	-26.49 Peak
3 *	5260.000	8.49	34.41	43.53	98.40	97.77	68.20	29.57 Peak

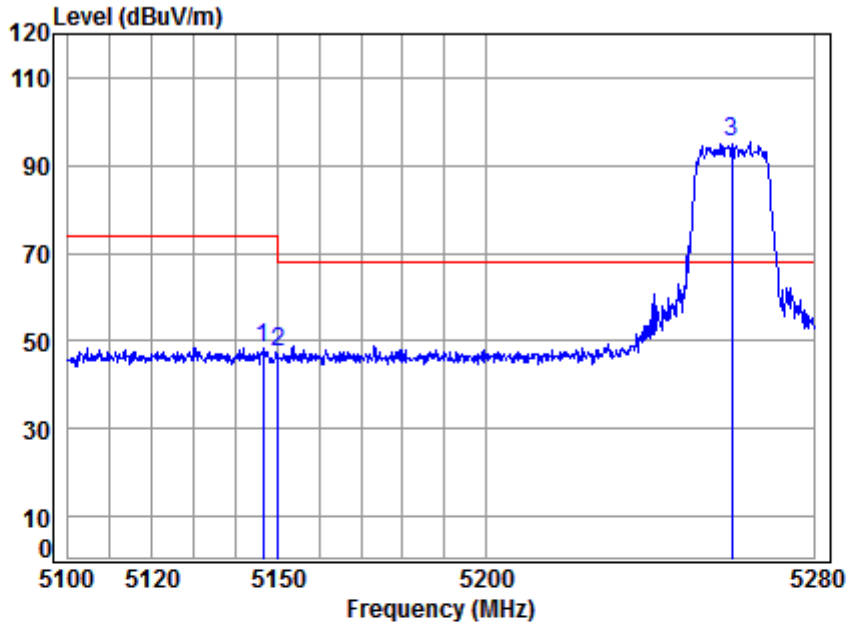
4.9.1.36 11N20_52_Average_Vertical



Site : chamber
Condition: 3m VERTICAL
Job No : C0005
Mode : 5260 Band edge
NOTE : 5G WIFI 11N20
: MIMO

	Freq	Cable Loss	Ant Factor	Preamp Factor	Read Level	Level	Limit Line	Over Limit	Remark
	MHz	dB	dB/m	dB	dBuV	dBuV/m	dBuV/m	dB	
1	5107.612	8.26	34.29	43.69	39.59	38.45	54.00	-15.55	Average
2	5149.980	8.33	34.32	43.64	38.89	37.90	54.00	-16.10	Average
3	5260.000	8.49	34.41	43.53	89.33	88.70	-----	-----	Average

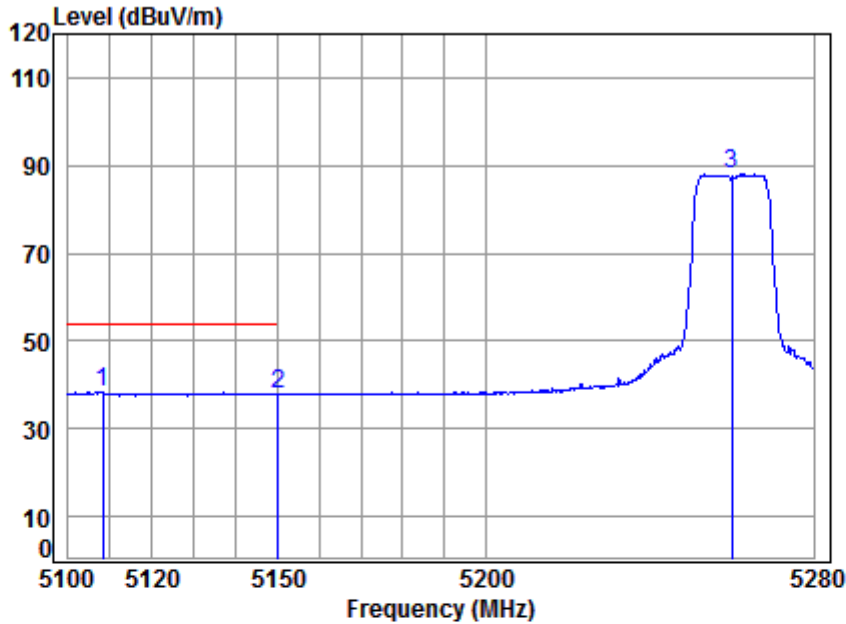
4.9.1.37 11N20_52_Peak_Horizontal



Site : chamber
Condition: 3m HORIZONTAL
Job No : C0005
Mode : 5260 Band edge
NOTE : 5G WIFI 11N20
: MIMO

	Freq	Cable Loss	Ant Factor	Preamp Factor	Read Level	Level	Limit Line	Over Limit	Remark
	MHz	dB	dB/m	dB	dBuV	dBuV/m	dBuV/m	dB	
1	5146.379	8.32	34.32	43.65	49.52	48.51	74.00	-25.49	peak
2	5149.980	8.33	34.32	43.64	48.39	47.40	74.00	-26.60	peak
3 *	5260.000	8.49	34.41	43.53	96.11	95.48	68.20	27.28	peak

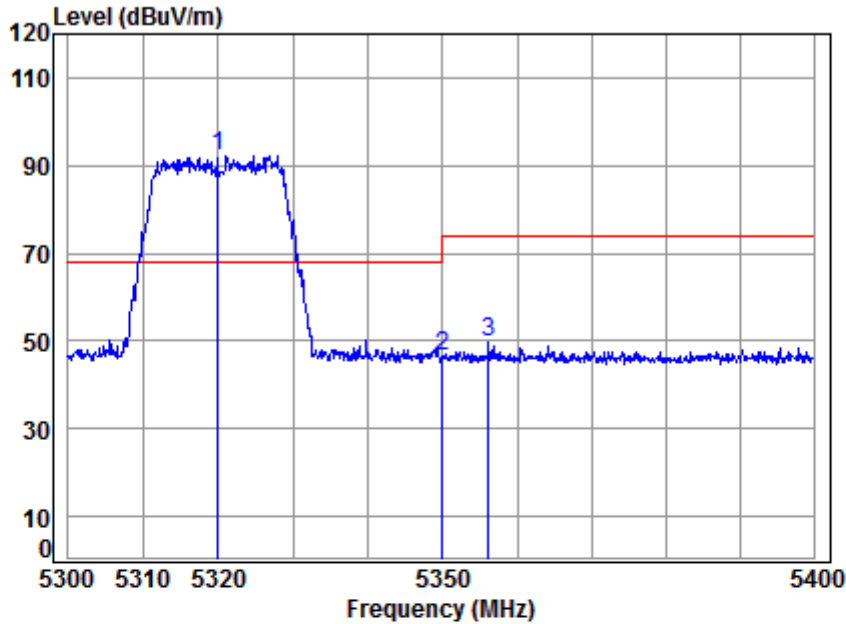
4.9.1.38 11N20_52_Average_Horizontal



Site : chamber
Condition: 3m HORIZONTAL
Job No : C0005
Mode : 5260 Band edge
NOTE : 5G WIFI 11N20
: MIMO

	Freq	Cable Loss	Ant Factor	Preamp Factor	Read Level	Level	Limit Line	Over Limit	Remark
	MHz	dB	dB/m	dB	dBuV	dBuV/m	dBuV/m	dB	
1	5108.321	8.26	34.29	43.69	39.57	38.43	54.00	-15.57	Average
2	5149.980	8.33	34.32	43.64	38.93	37.94	54.00	-16.06	Average
3	5260.000	8.49	34.41	43.53	88.51	87.88	-----	-----	Average

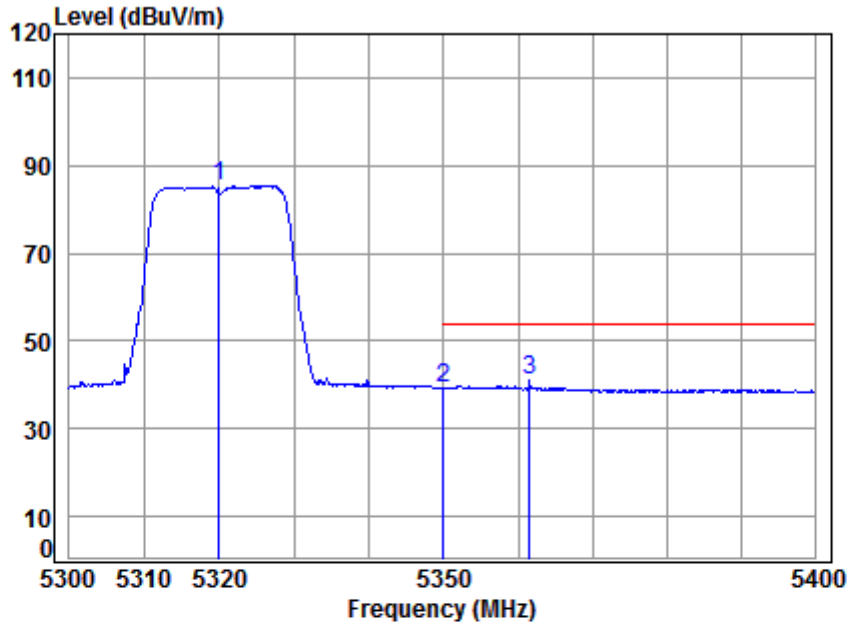
4.9.1.39 11N20_64_Peak_Vertical



Site : chamber
Condition: 3m VERTICAL
Job No : C0005
Mode : 5320 Band edge
NOTE : 5G WIFI 11N20
: MIMO

	Cable	Ant	Preamp	Read		Limit	Over	
Freq	Loss	Factor	Factor	Level	Level	Line	Limit	Remark
MHz	dB	dB/m	dB	dBuV	dBuV/m	dBuV/m	dB	
1 *	8.58	34.46	43.47	92.73	92.30	68.20	24.10	Peak
2	8.63	34.48	43.44	47.07	46.74	74.00	-27.26	Peak
3	8.64	34.49	43.43	50.06	49.76	74.00	-24.24	Peak

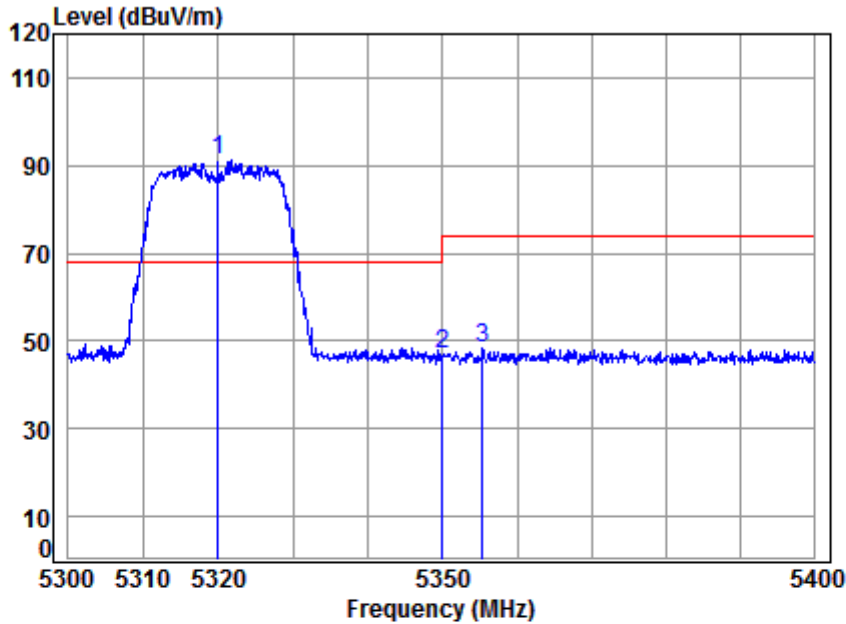
4.9.1.40 11N20_64_Average_Vertical



Site : chamber
Condition: 3m VERTICAL
Job No : C0005
Mode : 5320 Band edge
NOTE : 5G WIFI 11N20
: MIMO

	Freq	Cable Loss	Ant Factor	Preamp Factor	Read Level	Level	Limit Line	Over Limit	Remark
	MHz	dB	dB/m	dB	dBuV	dBuV/m	dBuV/m	dB	
1	5320.000	8.58	34.46	43.47	85.96	85.53	-----	-----	Average
2	5350.020	8.63	34.48	43.44	39.73	39.40	54.00	-14.60	Average
3	5361.479	8.65	34.49	43.43	41.16	40.87	54.00	-13.13	Average

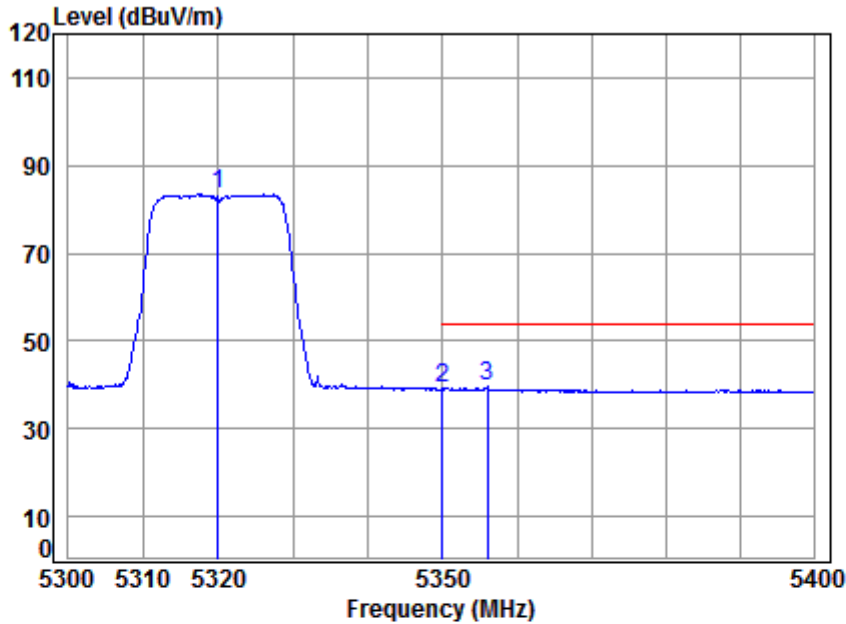
4.9.1.41 11N20_64_Peak_Horizontal



Site : chamber
 Condition: 3m HORIZONTAL
 Job No : C0005
 Mode : 5320 Band edge
 NOTE : 5G WIFI 11N20
 : MIMO

	Cable	Ant	Preamp	Read		Limit	Over	
Freq	Loss	Factor	Factor	Level	Level	Line	Limit	Remark
MHz	dB	dB/m	dB	dBuV	dBuV/m	dBuV/m	dB	
1 *	8.58	34.46	43.47	91.60	91.17	68.20	22.97	peak
2	8.63	34.48	43.44	47.47	47.14	74.00	-26.86	peak
3	8.64	34.49	43.43	48.70	48.40	74.00	-25.60	peak

4.9.1.42 11N20_64_Average_Horizontal

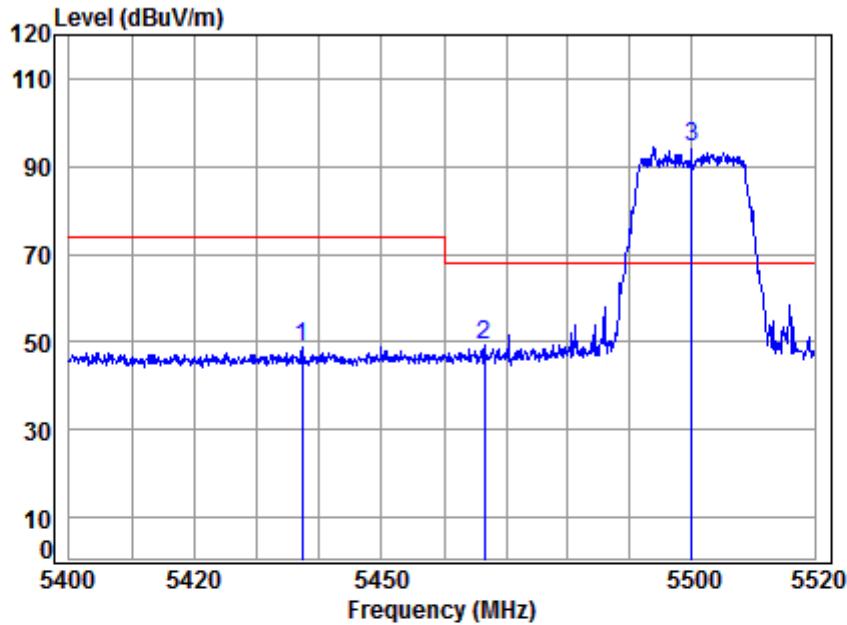


Site : chamber
Condition: 3m HORIZONTAL
Job No : C0005
Mode : 5320 Band edge
NOTE : 5G WIFI 11N20
: MIMO

	Freq	Cable Loss	Ant Factor	Preamp Factor	Read Level	Level	Limit Line	Over Limit	Remark
	MHz	dB	dB/m	dB	dBuV	dBuV/m	dBuV/m	dB	
1	5320.000	8.58	34.46	43.47	83.87	83.44	-----	-----	Average
2	5350.020	8.63	34.48	43.44	39.40	39.07	54.00	-14.93	Average
3	5356.070	8.64	34.49	43.43	40.05	39.75	54.00	-14.25	Average



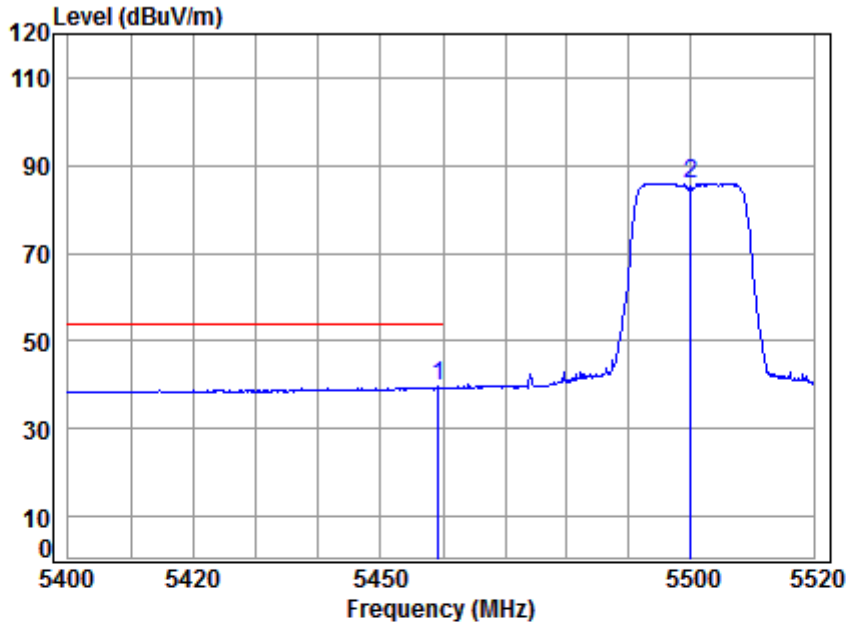
4.9.1.43 11N20_100_Peak_Vertical



Site : chamber
Condition: 3m VERTICAL
Job No : C0005
Mode : 5500 Band edge
NOTE : 5G WIFI 11N20
: MIMO

	Freq	Cable Loss	Ant Factor	Preamp Factor	Read Level	Level	Limit Line	Over Limit	Remark
	MHz	dB	dB/m	dB	dBuV	dBuV/m	dBuV/m	dB	
1	5437.157	8.76	34.55	43.35	48.83	48.79	74.00	-25.21	Peak
2	5466.515	8.80	34.57	43.33	49.09	49.13	68.20	-19.07	peak
3 *	5500.000	8.85	34.60	43.29	94.14	94.30	68.20	26.10	Peak

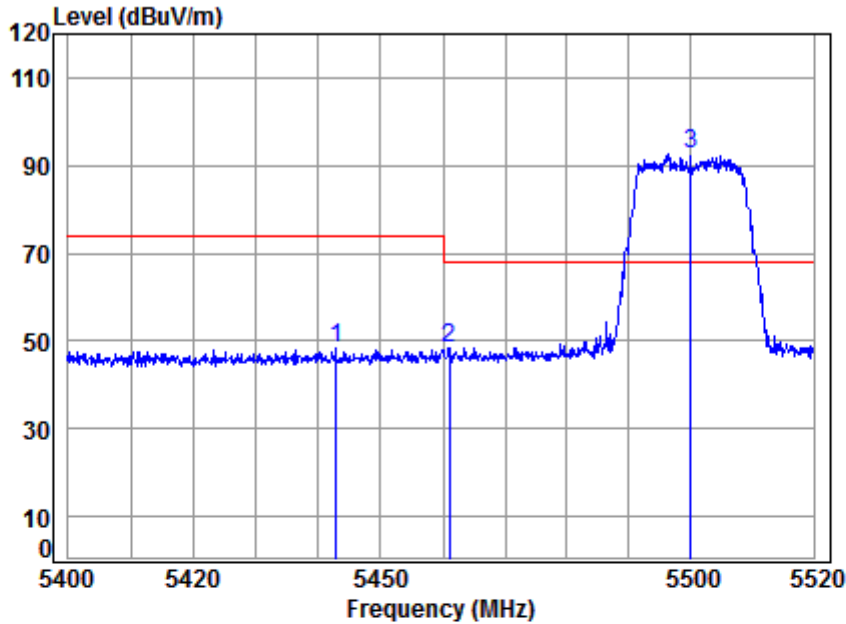
4.9.1.44 11N20_100_Average_Vertical



Site : chamber
Condition: 3m VERTICAL
Job No : C0005
Mode : 5500 Band edge
NOTE : 5G WIFI 11N20
: MIMO

	Freq	Cable Loss	Ant Factor	Preamp Factor	Read Level	Level	Limit Line	Over Limit	Remark
	MHz	dB	dB/m	dB	dBuV	dBuV/m	dBuV/m	dB	
1	5459.311	8.79	34.57	43.33	39.50	39.53	54.00	-14.47	Average
2	5500.000	8.85	34.60	43.29	85.82	85.98	-----	-----	Average

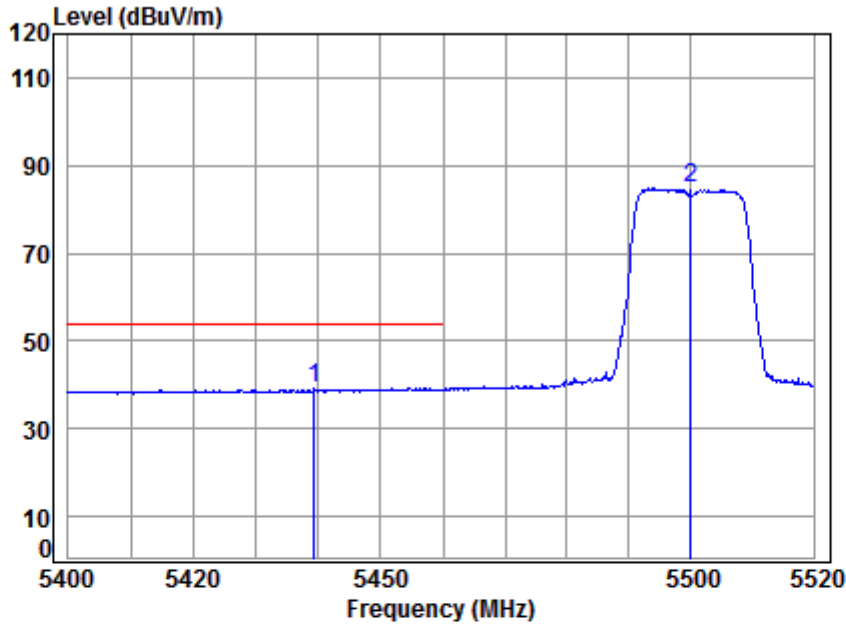
4.9.1.45 11N20_100_Peak_Horizontal



Site : chamber
Condition: 3m HORIZONTAL
Job No : C0005
Mode : 5500 Band edge
NOTE : 5G WIFI 11N20
: MIMO

	Freq	Cable Loss	Ant Factor	Preamp Factor	Read Level	Level	Limit Line	Over Limit	Remark
	MHz	dB	dB/m	dB	dBuV	dBuV/m	dBuV/m	dB	
1	5442.777	8.77	34.56	43.35	48.36	48.34	74.00	-25.66	peak
2	5460.990	8.79	34.57	43.33	48.39	48.42	68.20	-19.78	peak
3 *	5500.000	8.85	34.60	43.29	92.59	92.75	68.20	24.55	peak

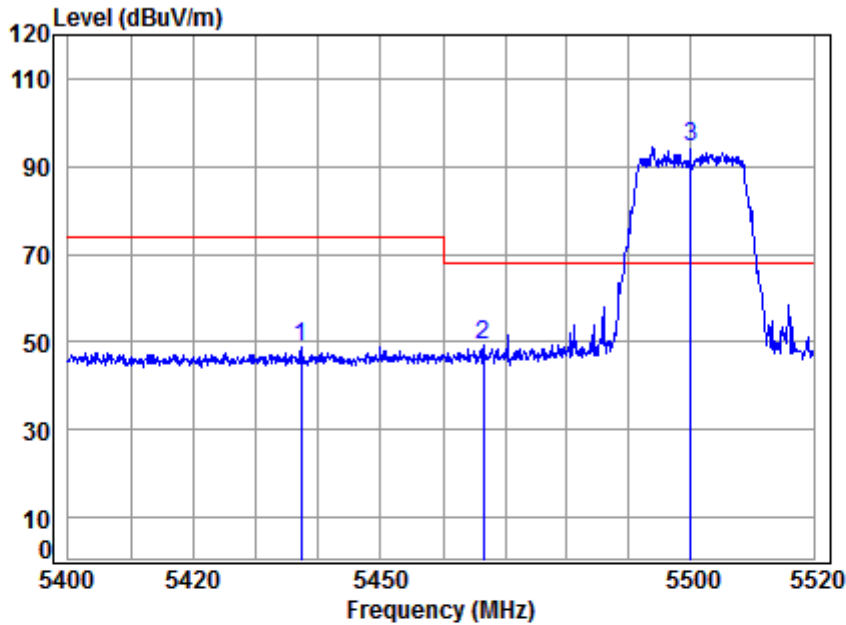
4.9.1.46 11N20_100_Average_Horizontal



Site : chamber
Condition: 3m HORIZONTAL
Job No : C0005
Mode : 5500 Band edge
NOTE : 5G WIFI 11N20
: MIMO

	Freq	Cable Loss	Ant Factor	Preamp Factor	Read Level	Level	Limit Line	Over Limit	Remark
	MHz	dB	dB/m	dB	dBuV	dBuV/m	dBuV/m	dB	
1	5439.309	8.76	34.55	43.35	39.29	39.25	54.00	-14.75	Average
2	5500.000	8.85	34.60	43.29	84.59	84.75	-----	-----	Average

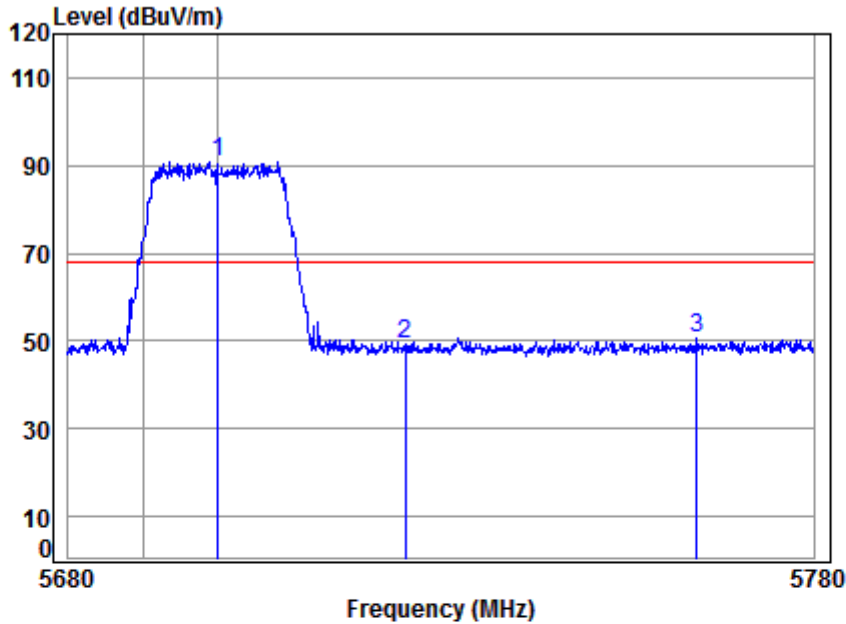
4.9.1.47 11N20_140_Peak_Vertical



Site : chamber
Condition: 3m VERTICAL
Job No : C0005
Mode : 5500 Band edge
NOTE : 5G WIFI 11N20
: MIMO

	Freq	Cable Loss	Ant Factor	Preamp Factor	Read Level	Level	Limit Line	Over Limit	Remark
	MHz	dB	dB/m	dB	dBuV	dBuV/m	dBuV/m	dB	
1	5437.157	8.76	34.55	43.35	48.83	48.79	74.00	-25.21	Peak
2	5466.515	8.80	34.57	43.33	49.09	49.13	68.20	-19.07	peak
3 *	5500.000	8.85	34.60	43.29	94.14	94.30	68.20	26.10	Peak

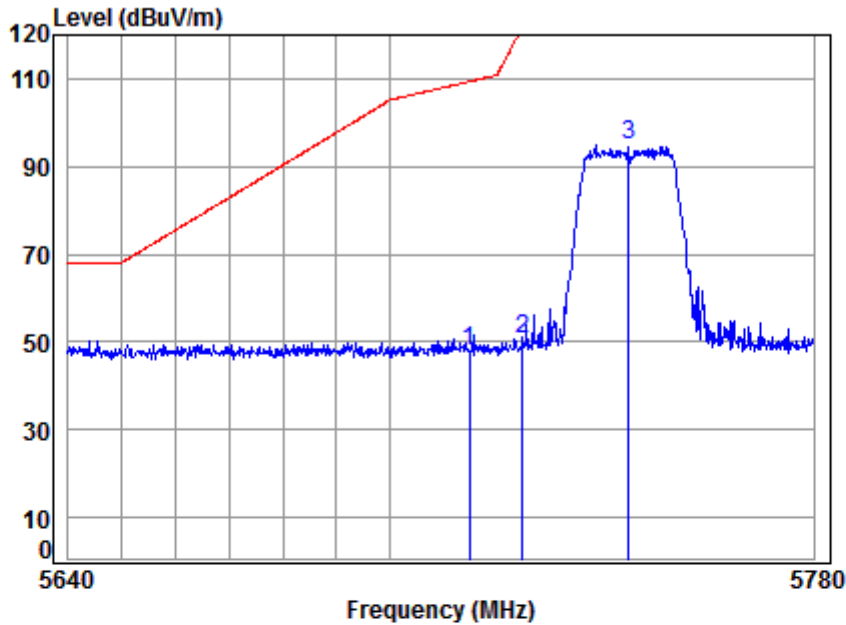
4.9.1.48 11N20_140_Peak_Horizontal



Site : chamber
Condition: 3m HORIZONTAL
Job No : C0005
Mode : 5700 Band edge
NOTE : 5G WIFI 11N20
: MIMO

	Cable	Ant	Preamp	Read	Limit	Over		
Freq	Loss	Factor	Factor	Level	Level	Line	Limit	Remark
MHz	dB	dB/m	dB	dBuV	dBuV/m	dBuV/m	dB	
1 *	9.56	34.81	43.10	89.67	90.94	68.20	22.74	peak
2	9.64	34.83	43.08	47.95	49.34	68.20	-18.86	peak
3	9.78	34.87	43.04	49.25	50.86	68.20	-17.34	peak

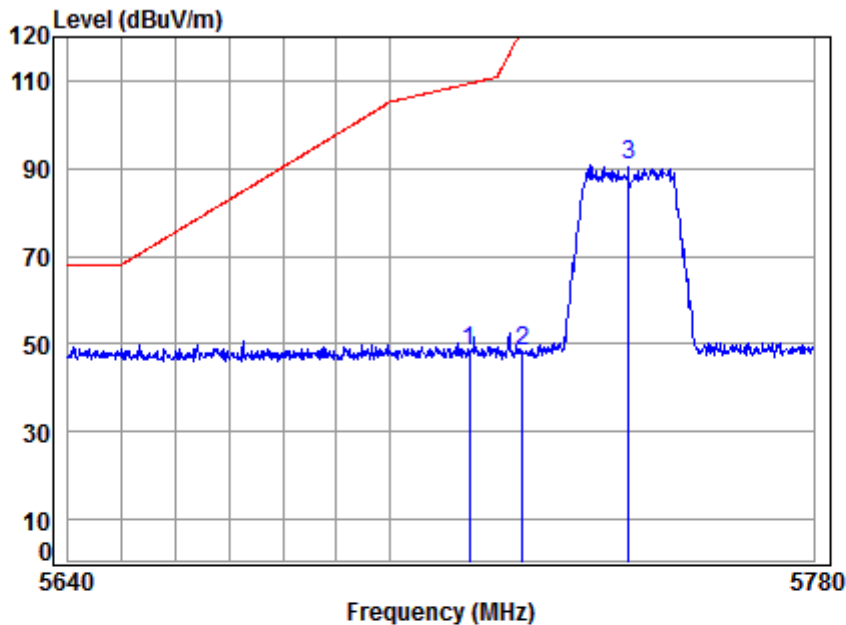
4.9.1.49 11N20_149_Peak_Vertical



Site : chamber
Condition: 3m VERTICAL
Job No : C0005
Mode : 5745 Band edge
NOTE : 5G WIFI 11N20
: MIMO

	Freq	Cable Loss	Ant Factor	Preamp Factor	Read Level	Level	Limit Line	Over Limit	Remark
	MHz	dB	dB/m	dB	dBuV	dBuV/m	dBuV/m	dB	
1	5715.000	9.61	34.82	43.09	46.67	48.01	109.40	-61.39	peak
2	5725.000	9.64	34.83	43.08	49.44	50.83	118.34	-67.51	Peak
3	5745.000	9.71	34.85	43.06	93.32	94.82	125.20	-30.38	peak

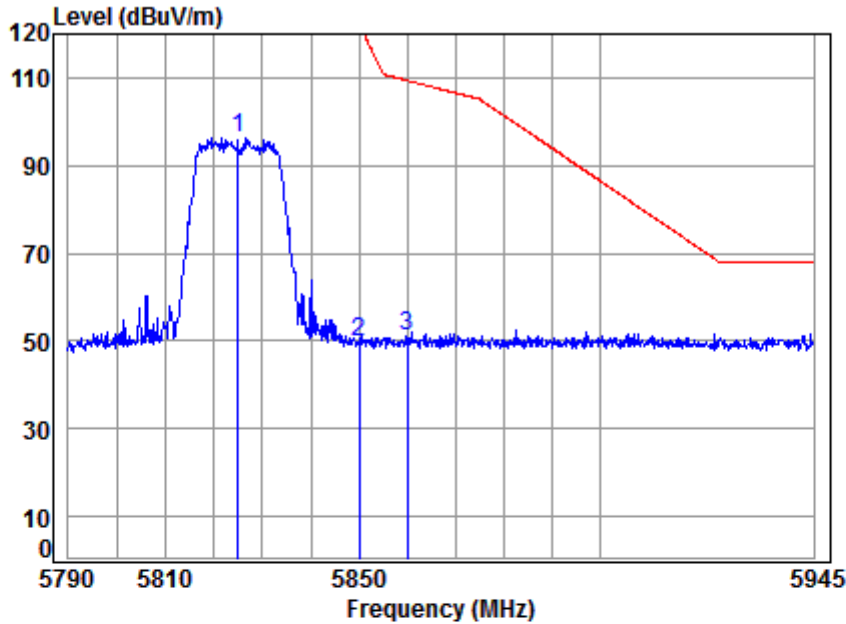
4.9.1.50 11N20_149_Peak_Horizontal



Site : chamber
 Condition: 3m HORIZONTAL
 Job No : C0005
 Mode : 5745 Band edge
 NOTE : 5G WIFI 11N20
 : MIMO

	Freq	Cable Loss	Ant Factor	Preamp Factor	Read Level	Limit Level	Limit Line	Over Limit	Remark
	MHz	dB	dB/m	dB	dBuV	dBuV/m	dBuV/m	dB	
1	5715.000	9.61	34.82	43.09	47.09	48.43	109.40	-60.97	peak
2	5725.000	9.64	34.83	43.08	47.16	48.55	122.20	-73.65	peak
3	5745.000	9.71	34.85	43.06	89.08	90.58	125.20	-34.62	peak

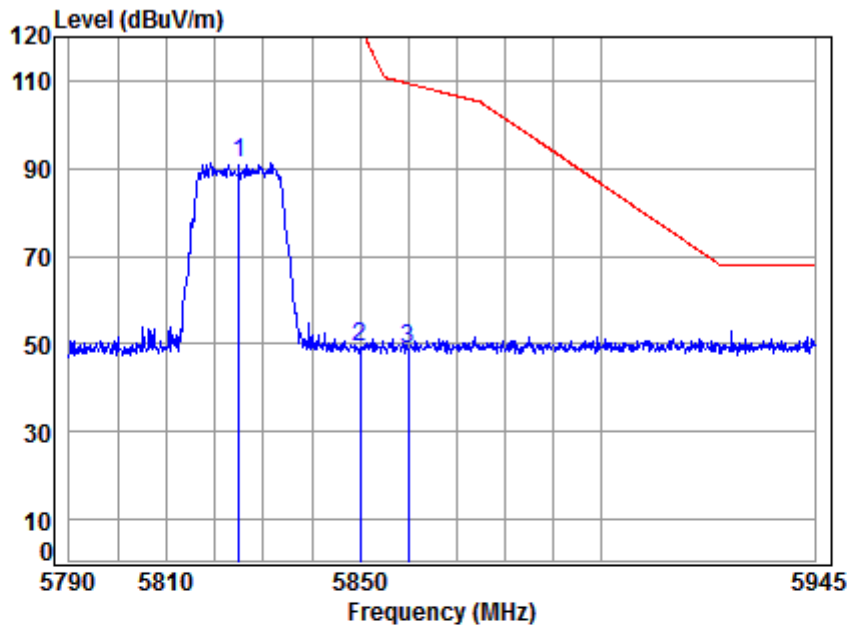
4.9.1.51 11N20_165_Peak_Vertical



Site : chamber
Condition: 3m VERTICAL
Job No : C0005
Mode : 5825 Band edge
NOTE : 5G WIFI 11N20
: MIMO

	Freq	Cable Loss	Ant Factor	Preamp Factor	Read Level	Limit Level	Limit Line	Over Limit	Remark
	MHz	dB	dB/m	dB	dBuV	dBuV/m	dBuV/m	dB	
1	5825.000	9.98	34.93	42.99	94.53	96.45	125.20	-28.75	peak
2	5850.000	10.07	34.95	42.96	47.80	49.86	122.20	-72.34	peak
3	5860.000	10.10	34.96	42.96	49.18	51.28	109.40	-58.12	peak

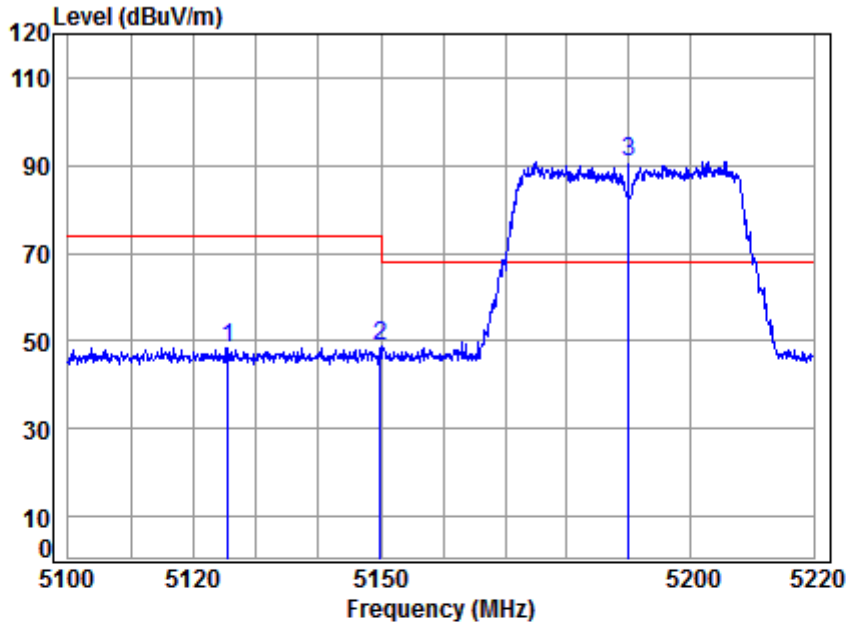
4.9.1.52 11N20_165_Peak_Horizontal



Site : chamber
Condition: 3m HORIZONTAL
Job No : C0005
Mode : 5825 Band edge
NOTE : 5G WIFI 11N20
: MIMO

	Freq	Cable Loss	Ant Factor	Preamp Factor	Read Level	Level	Limit Line	Over Limit	Remark
	MHz	dB	dB/m	dB	dBuV	dBuV/m	dBuV/m	dB	
1	5825.000	9.98	34.93	42.99	89.40	91.32	125.20	-33.88	peak
2	5850.000	10.07	34.95	42.96	47.20	49.26	122.20	-72.94	peak
3	5860.000	10.10	34.96	42.96	46.75	48.85	109.40	-60.55	peak

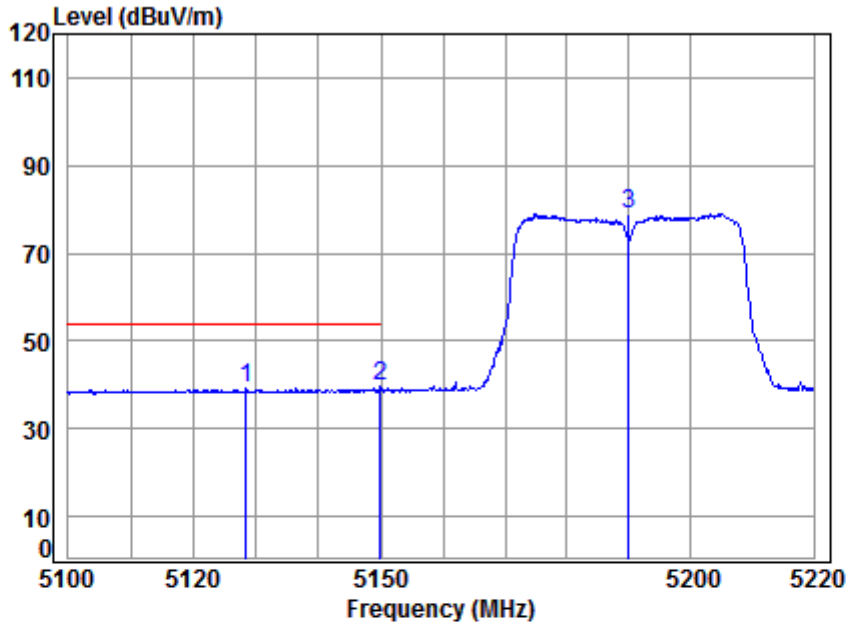
4.9.1.53 11N40_38 _ Peak_Vertical



Site : chamber
Condition: 3m VERTICAL
Job No : C0005
Mode : 5190 Band edge
NOTE : 5G WIFI 11N40
: MIMO

	Freq	Cable Loss	Ant Factor	Preamp Factor	Read Level	Limit Level	Over Limit	Remark
	MHz	dB	dB/m	dB	dBuV	dBuV/m	dBuV/m	dB
1	5125.446	8.29	34.30	43.67	49.50	48.42	74.00	-25.58 Peak
2	5149.980	8.33	34.32	43.64	49.74	48.75	74.00	-25.25 Peak
3 *	5190.000	8.39	34.36	43.60	91.86	91.01	68.20	22.81 Peak

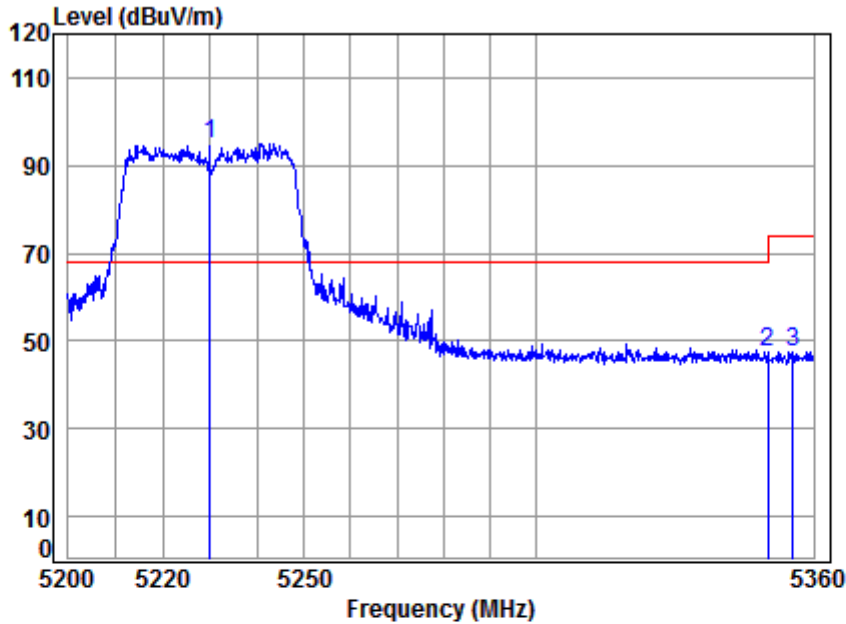
4.9.1.54 11N40_38_Average_Vertical



Site : chamber
Condition: 3m VERTICAL
Job No : C0005
Mode : 5190 Band edge
NOTE : 5G WIFI 11N40
: MIMO

	Freq	Cable Loss	Ant Factor	Preamp Factor	Read Level	Level	Limit Line	Over Limit	Remark
	MHz	dB	dB/m	dB	dBuV	dBuV/m	dBuV/m	dB	
1	5128.308	8.29	34.31	43.67	40.15	39.08	54.00	-14.92	Average
2	5149.980	8.33	34.32	43.64	40.84	39.85	54.00	-14.15	Average
3	5190.000	8.39	34.36	43.60	79.72	78.87	-----	-----	Average

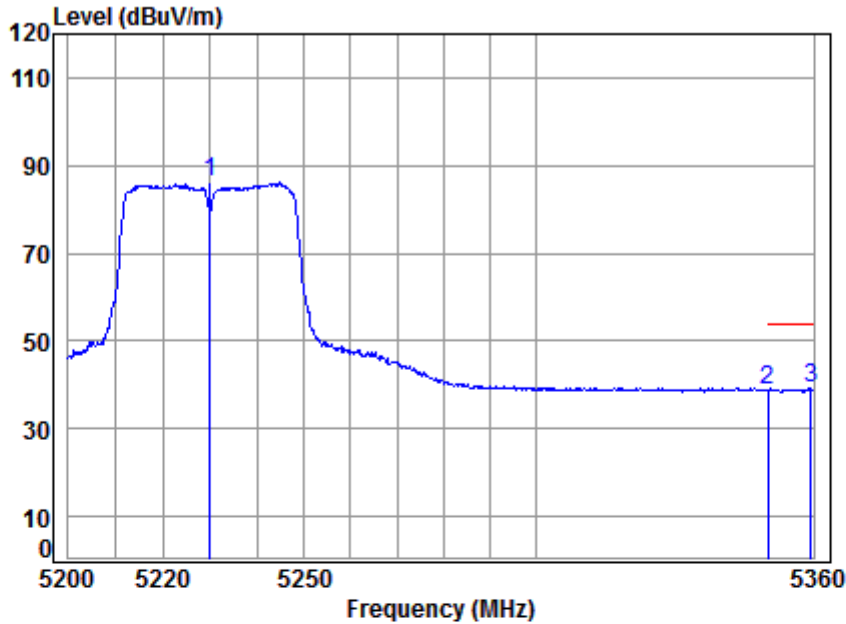
4.9.1.55 11N40_38_Peak_Horizontal



Site : chamber
Condition: 3m VERTICAL
Job No : C0005
Mode : 5230 Band edge
NOTE : 5G WIFI 11N40
: MIMO

	Freq	Cable Loss	Ant Factor	Preamp Factor	Read Level	Level	Limit Line	Over Limit	Remark
	MHz	dB	dB/m	dB	dBuV	dBuV/m	dBuV/m	dB	
1 *	5230.000	8.45	34.39	43.56	95.66	94.94	68.20	26.74	Peak
2	5350.020	8.63	34.48	43.44	47.82	47.49	74.00	-26.51	Peak
3	5355.454	8.64	34.49	43.43	47.89	47.59	74.00	-26.41	Peak

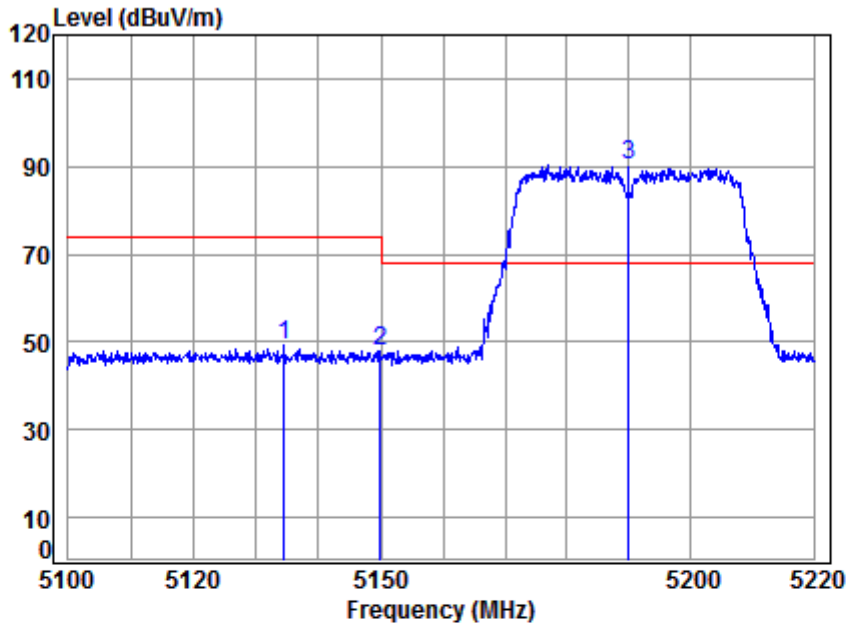
4.9.1.56 11N40_38_Average_Horizontal



Site : chamber
 Condition: 3m VERTICAL
 Job No : C0005
 Mode : 5230 Band edge
 NOTE : 5G WIFI 11N40
 : MIMO

	Freq	Cable Loss	Ant Factor	Preamp Factor	Read Level	Level	Limit Line	Over Limit	Remark
	MHz	dB	dB/m	dB	dBuV	dBuV/m	dBuV/m	dB	
1	5230.000	8.45	34.39	43.56	86.83	86.11	-----	-----	Average
2	5350.020	8.63	34.48	43.44	39.19	38.86	54.00	-15.14	Average
3	5359.513	8.64	34.49	43.43	39.38	39.08	54.00	-14.92	Average

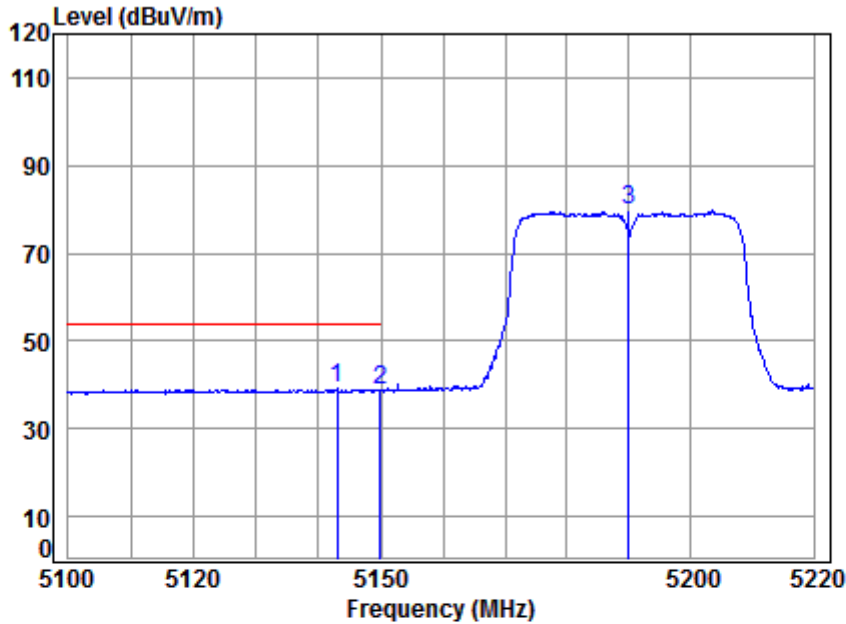
4.9.1.57 11N40_46 _ Peak_Vertical



Site : chamber
Condition: 3m HORIZONTAL
Job No : C0005
Mode : 5190 Band edge
NOTE : 5G WIFI 11N40
: MIMO

	Freq	Cable Loss	Ant Factor	Preamp Factor	Read Level	Level	Limit Line	Over Limit	Remark
	MHz	dB	dB/m	dB	dBuV	dBuV/m	dBuV/m	dB	
1	5134.513	8.30	34.31	43.66	50.20	49.15	74.00	-24.85	peak
2	5149.980	8.33	34.32	43.64	48.86	47.87	74.00	-26.13	peak
3 *	5190.000	8.39	34.36	43.60	91.06	90.21	68.20	22.01	peak

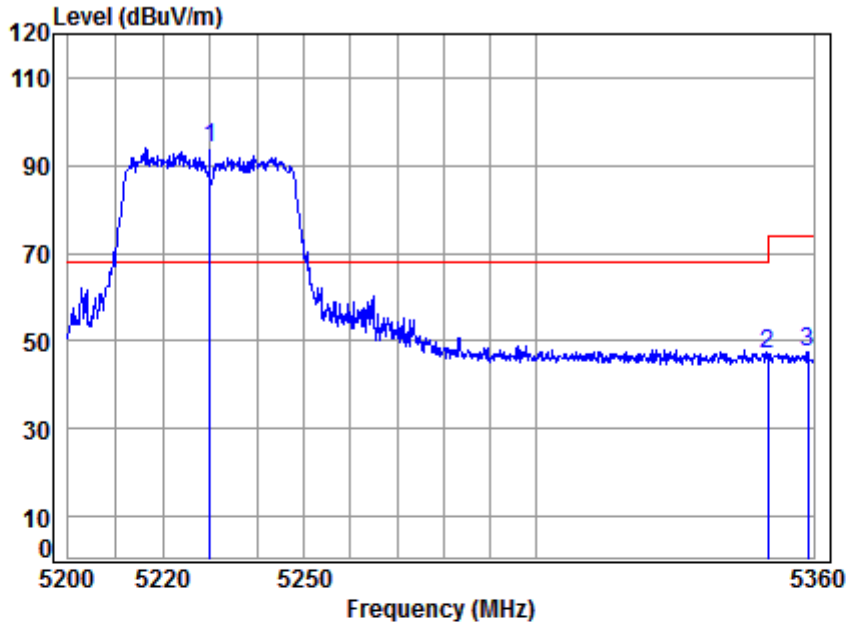
4.9.1.58 11N40_46_Average_Vertical



Site : chamber
Condition: 3m HORIZONTAL
Job No : C0005
Mode : 5190 Band edge
NOTE : 5G WIFI 11N40
: MIMO

	Freq	Cable Loss	Ant Factor	Preamp Factor	Read Level	Level	Limit Line	Over Limit	Remark
	MHz	dB	dB/m	dB	dBuV	dBuV/m	dBuV/m	dB	
1	5142.999	8.31	34.32	43.65	40.13	39.11	54.00	-14.89	Average
2	5149.980	8.33	34.32	43.64	39.82	38.83	54.00	-15.17	Average
3	5190.000	8.39	34.36	43.60	80.47	79.62	-----	-----	Average

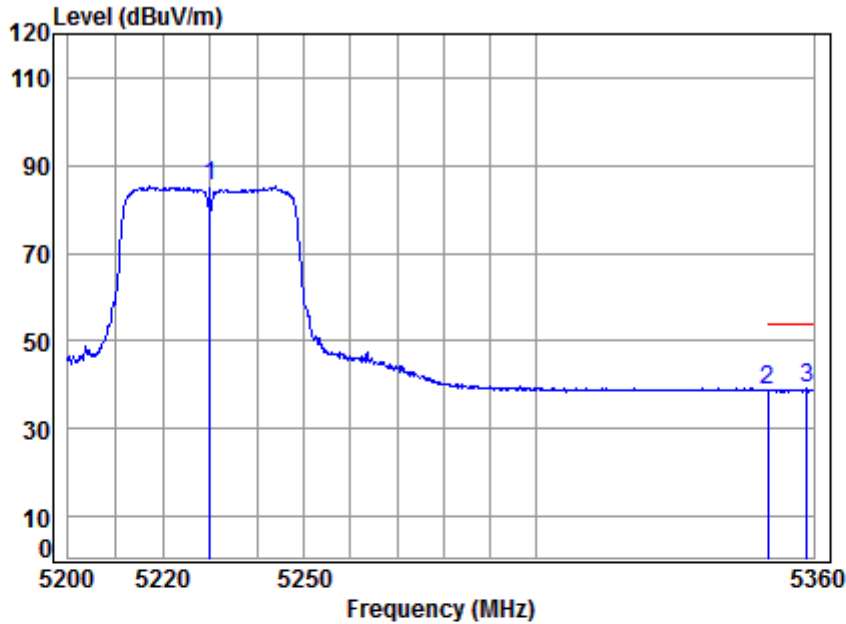
4.9.1.59 11N40_46_Peak_Horizontal



Site : chamber
Condition: 3m HORIZONTAL
Job No : C0005
Mode : 5230 Band edge
NOTE : 5G WIFI 11N40
: MIMO

	Freq	Cable Loss	Ant Factor	Preamp Factor	Read Level	Level	Limit Line	Over Limit	Remark
	MHz	dB	dB/m	dB	dBuV	dBuV/m	dBuV/m	dB	
1 *	5230.000	8.45	34.39	43.56	94.66	93.94	68.20	25.74	peak
2	5350.020	8.63	34.48	43.44	47.48	47.15	74.00	-26.85	peak
3	5358.863	8.64	34.49	43.43	47.94	47.64	74.00	-26.36	peak

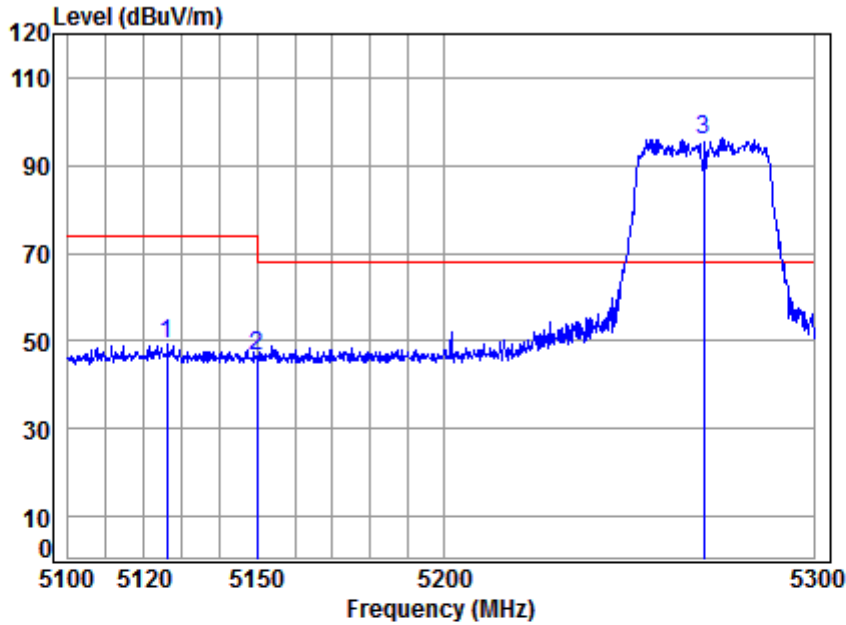
4.9.1.60 11N40_46 _Average_ Horizontal



Site : chamber
Condition: 3m HORIZONTAL
Job No : C0005
Mode : 5230 Band edge
NOTE : 5G WIFI 11N40
: MIMO

	Freq	Cable Loss	Ant Factor	Preamp Factor	Read Level	Level	Limit Line	Over Limit	Remark
	MHz	dB	dB/m	dB	dBuV	dBuV/m	dBuV/m	dB	
1	5230.000	8.45	34.39	43.56	85.89	85.17	-----	-----	Average
2	5350.020	8.63	34.48	43.44	39.29	38.96	54.00	-15.04	Average
3	5358.538	8.64	34.49	43.43	39.54	39.24	54.00	-14.76	Average

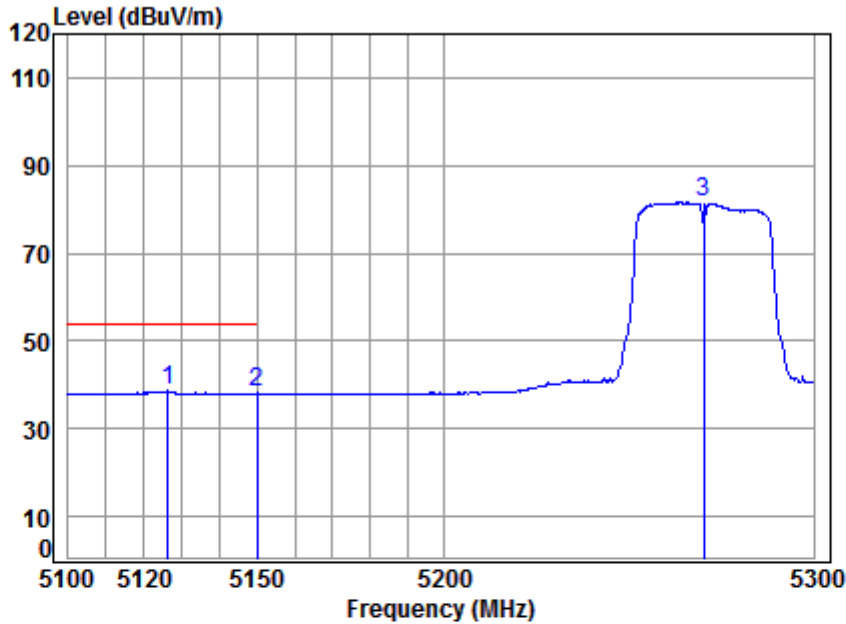
4.9.1.61 11N40_54 _ Peak_Vertical



Site : chamber
Condition: 3m VERTICAL
Job No : C0005
Mode : 5270 Band edge
NOTE : 5G WIFI 11N40
: MIMO

	Freq	Cable Loss	Ant Factor	Preamp Factor	Read Level	Level	Limit Line	Over Limit	Remark
	MHz	dB	dB/m	dB	dBuV	dBuV/m	dBuV/m	dB	
1	5126.159	8.29	34.30	43.67	50.46	49.38	74.00	-24.62	Peak
2	5149.980	8.33	34.32	43.64	47.57	46.58	74.00	-27.42	Peak
3 *	5270.000	8.51	34.42	43.52	96.43	95.84	68.20	27.64	Peak

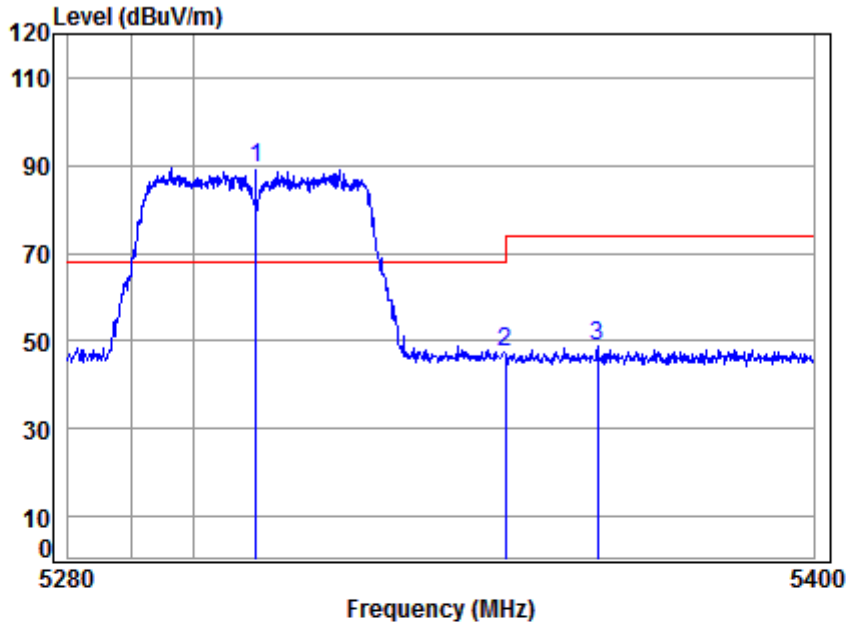
4.9.1.62 11N40_54_Average_Vertical



Site : chamber
 Condition: 3m VERTICAL
 Job No : C0005
 Mode : 5270 Band edge
 NOTE : 5G WIFI 11N40
 : MIMO

	Freq	Cable Loss	Ant Factor	Preamp Factor	Read Level	Level	Limit Line	Over Limit	Remark
	MHz	dB	dB/m	dB	dBuV	dBuV/m	dBuV/m	dB	
1	5126.356	8.29	34.30	43.67	39.73	38.65	54.00	-15.35	Average
2	5149.980	8.33	34.32	43.64	39.11	38.12	54.00	-15.88	Average
3	5270.000	8.51	34.42	43.52	82.20	81.61	-----	-----	Average

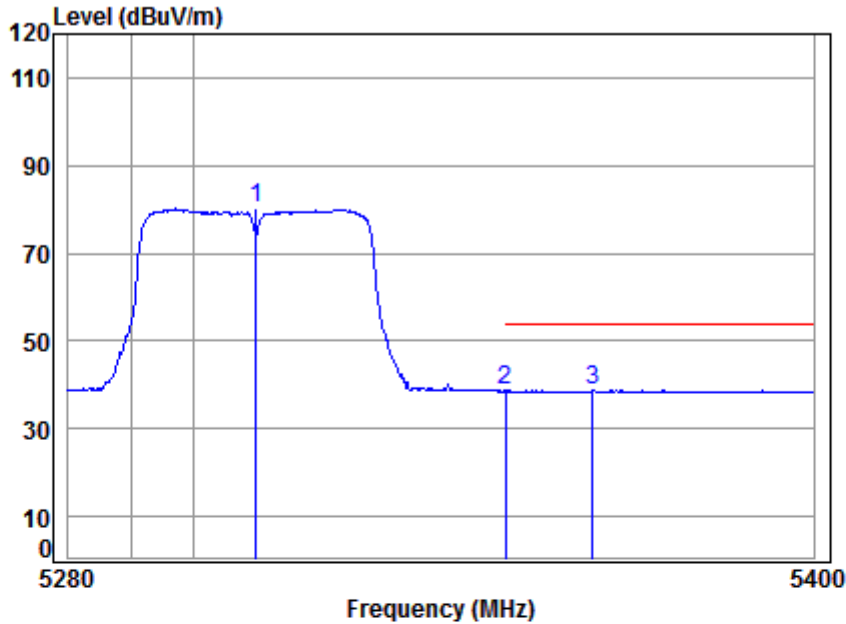
4.9.1.63 11N40_54_Peak_Horizontal



Site : chamber
Condition: 3m HORIZONTAL
Job No : C0005
Mode : 5310 Band edge
NOTE : 5G WIFI 11N40
: MIMO

	Cable	Ant	Preamp	Read		Limit	Over	
Freq	Loss	Factor	Factor	Level	Level	Line	Limit	Remark
MHz	dB	dB/m	dB	dBuV	dBuV/m	dBuV/m	dB	
1 *	8.57	34.45	43.48	89.94	89.48	68.20	21.28	peak
2	8.63	34.48	43.44	47.93	47.60	74.00	-26.40	peak
3	8.65	34.50	43.43	49.06	48.78	74.00	-25.22	peak

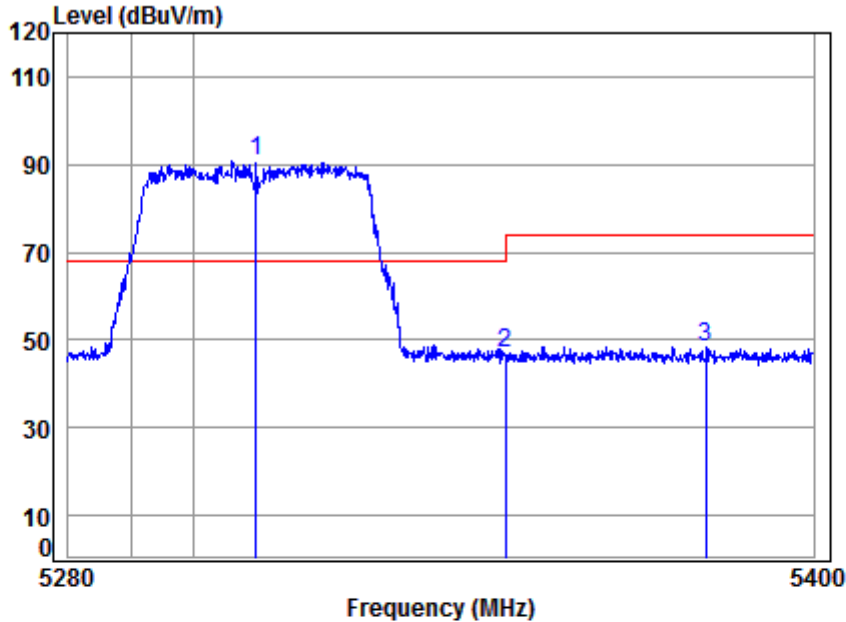
4.9.1.64 11N40_54_Average_Horizontal



Site : chamber
Condition: 3m HORIZONTAL
Job No : C0005
Mode : 5310 Band edge
NOTE : 5G WIFI 11N40
: MIMO

	Freq	Cable Loss	Ant Factor	Preamp Factor	Read Level	Level	Limit Line	Over Limit	Remark
	MHz	dB	dB/m	dB	dBuV	dBuV/m	dBuV/m	dB	
1	5310.000	8.57	34.45	43.48	80.55	80.09	-----	-----	Average
2	5350.020	8.63	34.48	43.44	39.03	38.70	54.00	-15.30	Average
3	5364.199	8.65	34.50	43.43	39.03	38.75	54.00	-15.25	Average

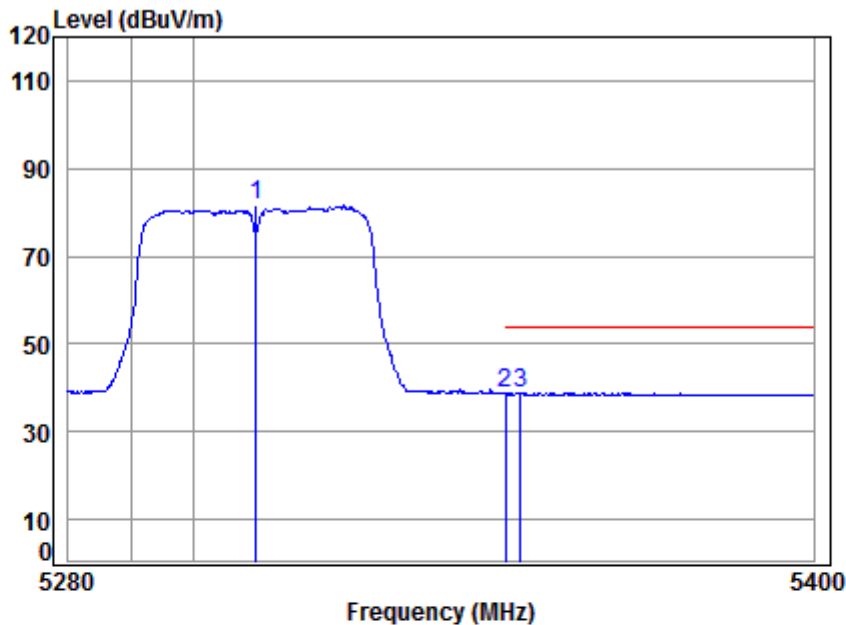
4.9.1.65 11N40_62 _ Peak_Vertical



Site : chamber
Condition: 3m VERTICAL
Job No : C0005
Mode : 5310 Band edge
NOTE : 5G WIFI 11N40
: MIMO

	Cable	Ant	Preamp	Read	Limit	Over		
Freq	Loss	Factor	Factor	Level	Level	Line	Limit	Remark
MHz	dB	dB/m	dB	dBuV	dBuV/m	dBuV/m	dB	
1 *	8.57	34.45	43.48	91.12	90.66	68.20	22.46	Peak
2	8.63	34.48	43.44	47.10	46.77	74.00	-27.23	Peak
3	8.68	34.51	43.41	48.78	48.56	74.00	-25.44	Peak

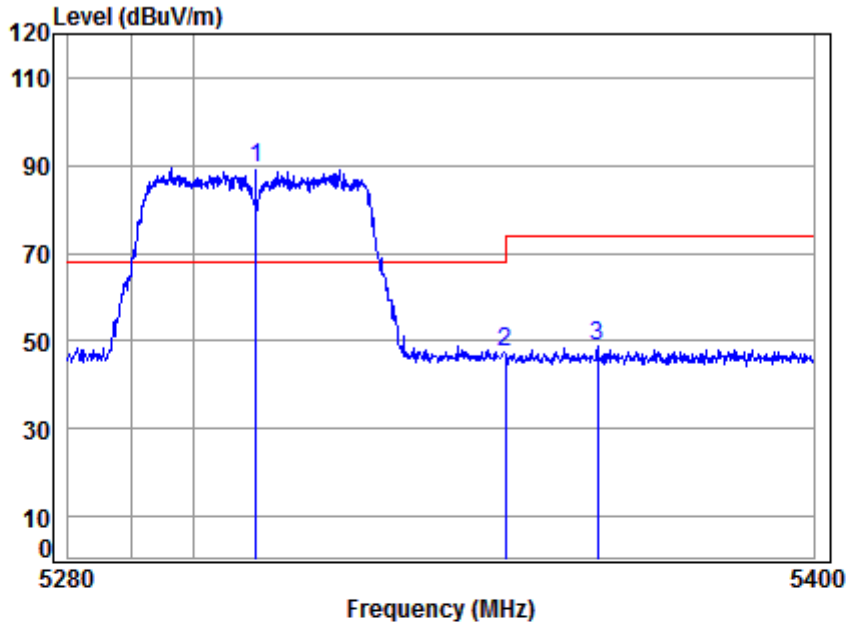
4.9.1.66 11N40_62_Average_Vertical



Site : chamber
Condition: 3m VERTICAL
Job No : C0005
Mode : 5310 Band edge
NOTE : 5G WIFI 11N40
: MIMO

	Freq	Cable Loss	Ant Factor	Preamp Factor	Read Level	Limit Level	Limit Line	Over Limit	Remark
	MHz	dB	dB/m	dB	dBuV	dBuV/m	dBuV/m	dB	
1	5310.000	8.57	34.45	43.48	81.92	81.46	-----	-----	Average
2	5350.020	8.63	34.48	43.44	39.07	38.74	54.00	-15.26	Average
3	5352.518	8.63	34.49	43.44	39.13	38.81	54.00	-15.19	Average

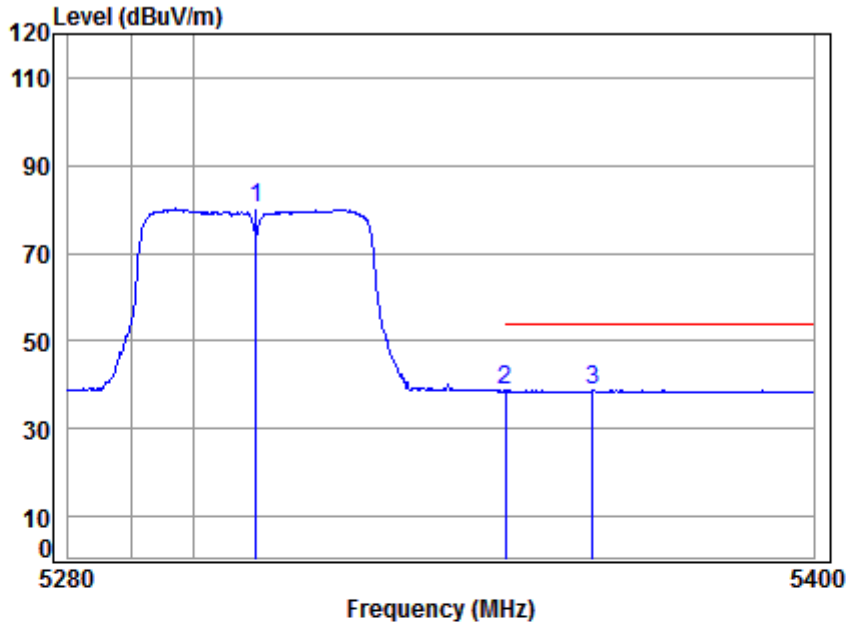
4.9.1.67 11N40_62_Peak_Horizontal



Site : chamber
Condition: 3m HORIZONTAL
Job No : C0005
Mode : 5310 Band edge
NOTE : 5G WIFI 11N40
: MIMO

	Cable	Ant	Preamp	Read		Limit	Over	
Freq	Loss	Factor	Factor	Level	Level	Line	Limit	Remark
MHz	dB	dB/m	dB	dBuV	dBuV/m	dBuV/m	dB	
1 *	8.57	34.45	43.48	89.94	89.48	68.20	21.28	peak
2	8.63	34.48	43.44	47.93	47.60	74.00	-26.40	peak
3	8.65	34.50	43.43	49.06	48.78	74.00	-25.22	peak

4.9.1.68 11N40_62_Average_Horizontal

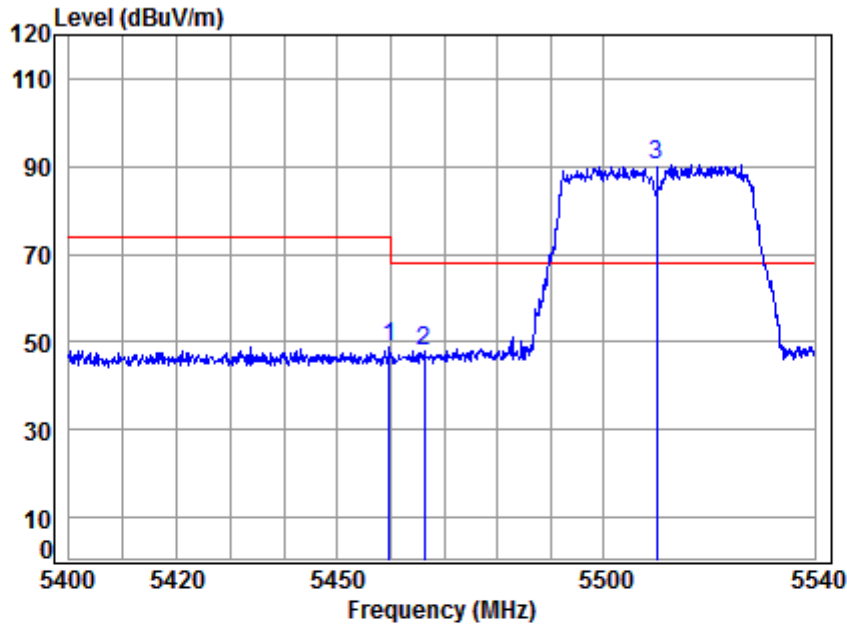


Site : chamber
Condition: 3m HORIZONTAL
Job No : C0005
Mode : 5310 Band edge
NOTE : 5G WIFI 11N40
: MIMO

	Freq	Cable Loss	Ant Factor	Preamp Factor	Read Level	Level	Limit Line	Over Limit	Remark
	MHz	dB	dB/m	dB	dBuV	dBuV/m	dBuV/m	dB	
1	5310.000	8.57	34.45	43.48	80.55	80.09	-----	-----	Average
2	5350.020	8.63	34.48	43.44	39.03	38.70	54.00	-15.30	Average
3	5364.199	8.65	34.50	43.43	39.03	38.75	54.00	-15.25	Average



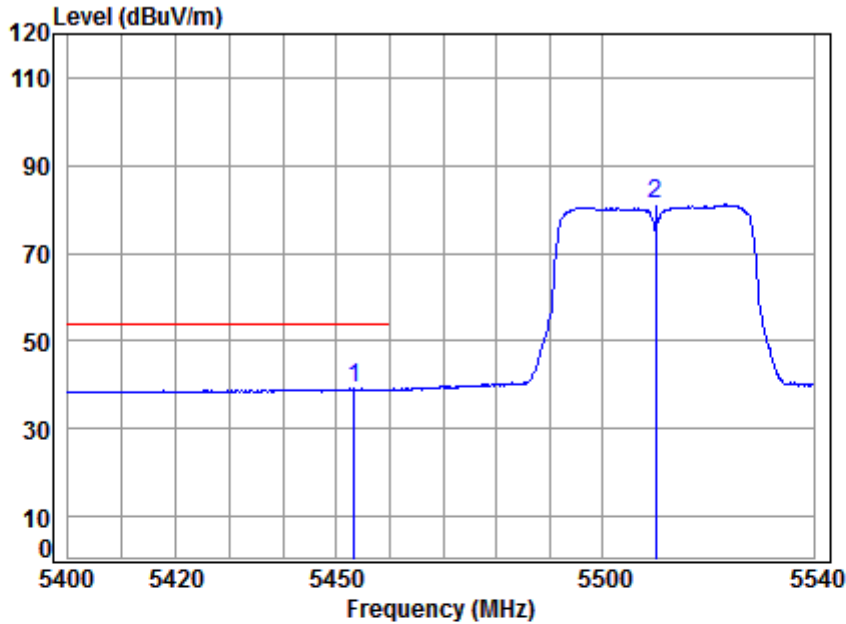
4.9.1.69 11N40_102 _ Peak_Vertical



Site : chamber
Condition: 3m VERTICAL
Job No : C0005
Mode : 5510 Band edge
NOTE : 5G WIFI 11N40
: MIMO

	Freq	Cable Loss	Ant Factor	Preamp Factor	Read Level	Level	Limit Line	Over Limit	Remark
	MHz	dB	dB/m	dB	dBuV	dBuV/m	dBuV/m	dB	
1	5459.761	8.79	34.57	43.33	48.86	48.89	74.00	-25.11	Peak
2	5466.333	8.80	34.57	43.33	47.88	47.92	68.20	-20.28	peak
3 *	5510.000	8.89	34.61	43.28	90.32	90.54	68.20	22.34	Peak

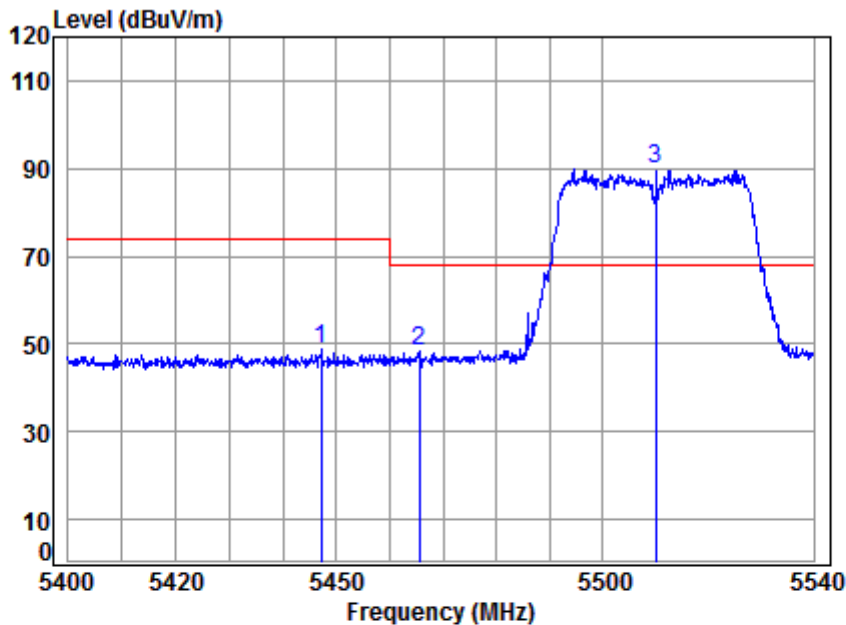
4.9.1.70 11N40_102_Average_Vertical



Site : chamber
Condition: 3m VERTICAL
Job No : C0005
Mode : 5510 Band edge
NOTE : 5G WIFI 11N40
: MIMO

	Freq	Cable Loss	Ant Factor	Preamp Factor	Read Level	Level	Limit Line	Over Limit	Remark
	MHz	dB	dB/m	dB	dBuV	dBuV/m	dBuV/m	dB	
1	5453.336	8.78	34.56	43.34	39.04	39.04	54.00	-14.96	Average
2	5510.000	8.89	34.61	43.28	80.83	81.05	-----	-----	Average

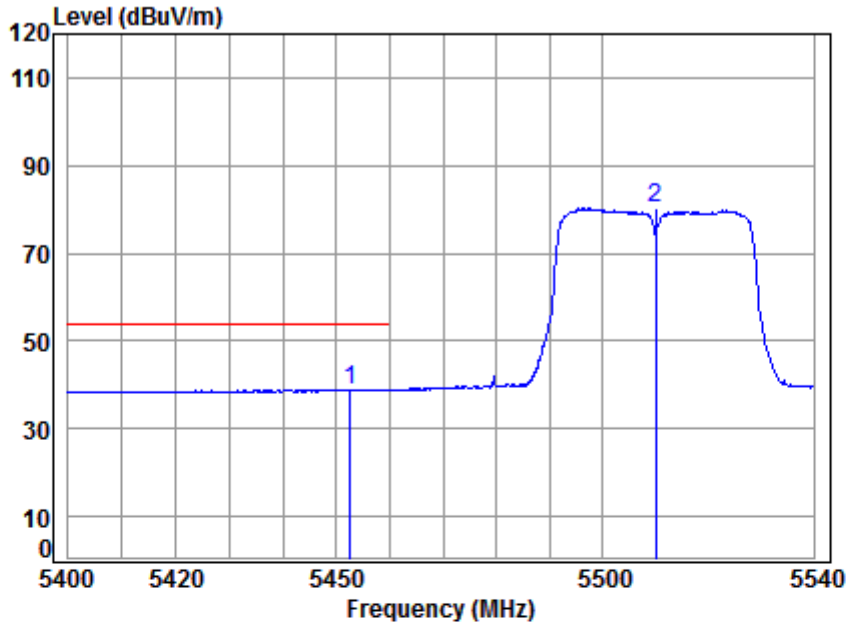
4.9.1.71 11N40_102_Peak_Horizontal



Site : chamber
Condition: 3m HORIZONTAL
Job No : C0005
Mode : 5510 Band edge
NOTE : 5G WIFI 11N40
: MIMO

	Freq	Cable Loss	Ant Factor	Preamp Factor	Read Level	Level	Limit Line	Over Limit	Remark
	MHz	dB	dB/m	dB	dBuV	dBuV/m	dBuV/m	dB	
1	5447.199	8.77	34.56	43.34	48.84	48.83	74.00	-25.17	peak
2	5465.494	8.80	34.57	43.33	48.13	48.17	68.20	-20.03	peak
3 *	5510.000	8.89	34.61	43.28	89.55	89.77	68.20	21.57	peak

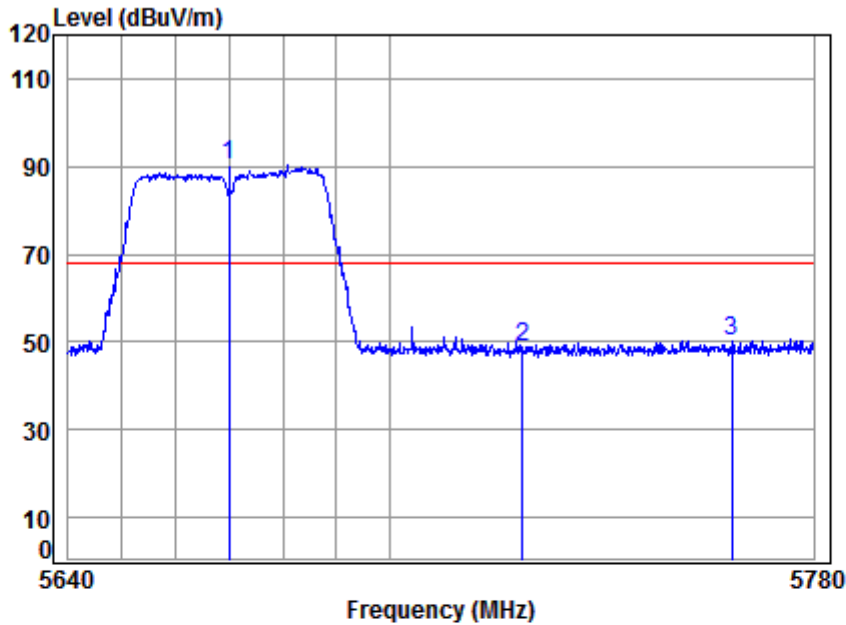
4.9.1.72 11N40_102_Average_Horizontal



Site : chamber
Condition: 3m HORIZONTAL
Job No : C0005
Mode : 5510 Band edge
NOTE : 5G WIFI 11N40
: MIMO

	Freq	Cable Loss	Ant Factor	Preamp Factor	Read Level	Level	Limit Line	Over Limit	Remark
	MHz	dB	dB/m	dB	dBuV	dBuV/m	dBuV/m	dB	
1	5452.639	8.78	34.56	43.34	39.01	39.01	54.00	-14.99	Average
2	5510.000	8.89	34.61	43.28	80.12	80.34	-----	-----	Average

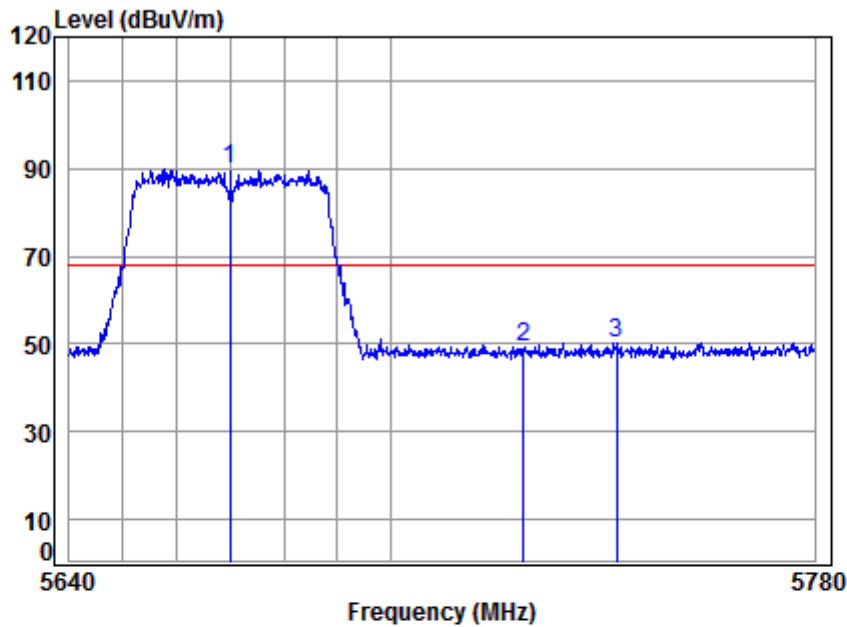
4.9.1.73 11N40_134 _ Peak_Vertical



Site : chamber
Condition: 3m VERTICAL
Job No : C0005
Mode : 5670 Band edge
NOTE : 5G WIFI 11N40
: MIMO

	Cable	Ant	Preamp	Read	Limit	Over		
Freq	Loss	Factor	Factor	Level	Level	Line	Limit	Remark
MHz	dB	dB/m	dB	dBuV	dBuV/m	dBuV/m	dB	
1 *	9.45	34.77	43.13	89.06	90.15	68.20	21.95	Peak
2	9.64	34.83	43.08	47.63	49.02	68.20	-19.18	Peak
3	9.78	34.87	43.04	48.61	50.22	68.20	-17.98	Peak

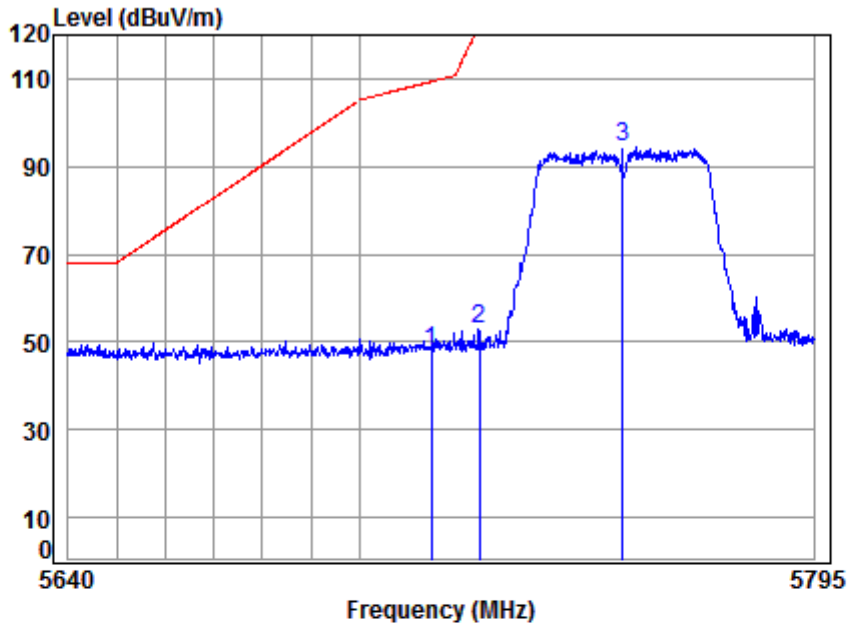
4.9.1.74 11N40_134 _Peak_ Horizontal



Site : chamber
Condition: 3m HORIZONTAL
Job No : C0005
Mode : 5670 Band edge
NOTE : 5G WIFI 11N40
: MIMO

	Cable	Ant	Preamp	Read	Limit	Over		
Freq	Loss	Factor	Factor	Level	Level	Line	Limit	Remark
MHz	dB	dB/m	dB	dBuV	dBuV/m	dBuV/m	dB	
1 *	9.45	34.77	43.13	88.61	89.70	68.20	21.50	peak
2	9.64	34.83	43.08	47.76	49.15	68.20	-19.05	peak
3	9.70	34.85	43.06	48.70	50.19	68.20	-18.01	peak

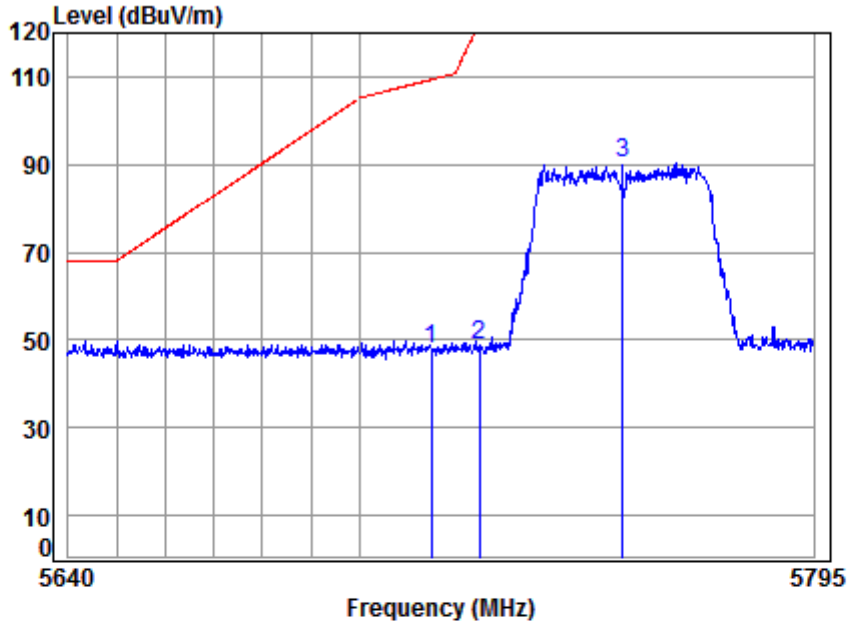
4.9.1.75 11N40_151 _ Peak_Vertical



Site : chamber
Condition: 3m VERTICAL
Job No : C0005
Mode : 5755 Band edge
NOTE : 5G WIFI 11N40
: MIMO

	Cable	Ant	Preamp	Read	Limit	Over		
Freq	Loss	Factor	Factor	Level	Level	Line	Limit	Remark
MHz	dB	dB/m	dB	dBuV	dBuV/m	dBuV/m	dB	
1	5715.000	9.61	34.82	43.09	46.79	48.13	109.40	-61.27 peak
2	5725.000	9.64	34.83	43.08	51.76	53.15	122.20	-69.05 peak
3	5755.000	9.75	34.86	43.05	92.95	94.51	125.20	-30.69 peak

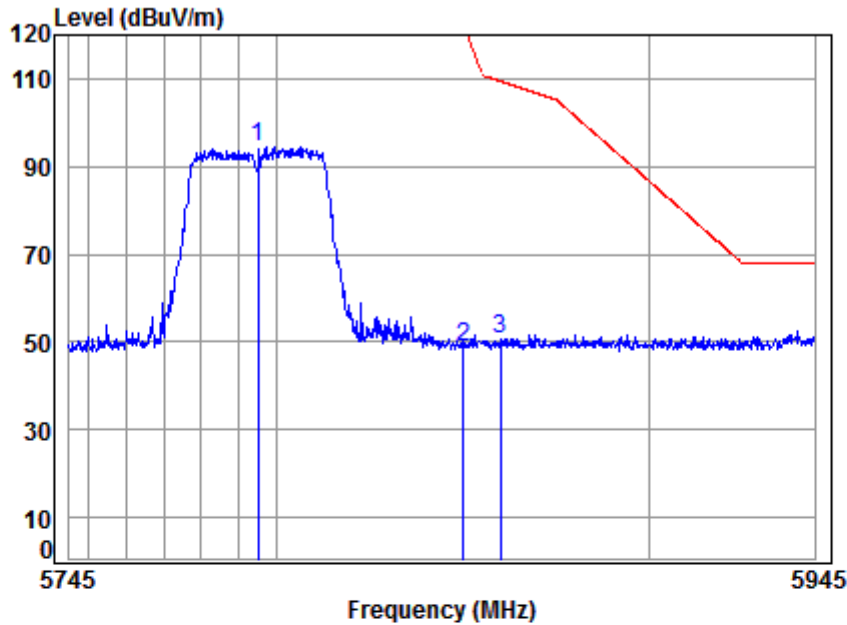
4.9.1.76 11N40_151_Peak_Horizontal



Site : chamber
 Condition: 3m HORIZONTAL
 Job No : C0005
 Mode : 5755 Band edge
 NOTE : 5G WIFI 11N40
 : MIMO

	Cable	Ant	Preamp	Read	Limit	Over		
Freq	Loss	Factor	Factor	Level	Level	Line	Limit	Remark
MHz	dB	dB/m	dB	dBuV	dBuV/m	dBuV/m	dB	
1	5715.000	9.61	34.82	43.09	46.61	47.95	109.40	-61.45 peak
2	5725.000	9.64	34.83	43.08	47.44	48.83	122.20	-73.37 peak
3	5755.000	9.75	34.86	43.05	88.97	90.53	125.20	-34.67 peak

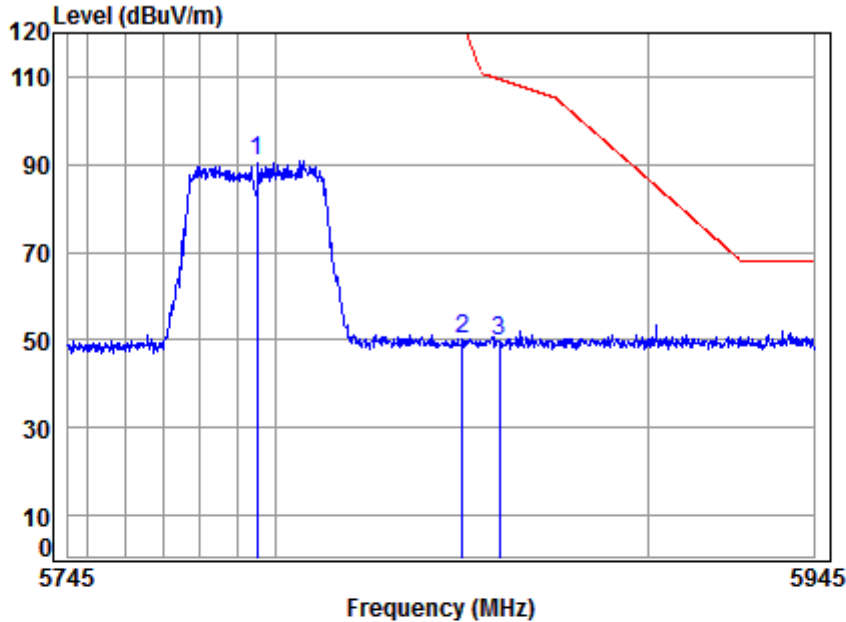
4.9.1.77 11N40_159 _ Peak_Vertical



Site : chamber
Condition: 3m VERTICAL
Job No : C0005
Mode : 5795 Band edge
NOTE : 5G WIFI 11N40
: MIMO

	Cable	Ant	Preamp	Read	Limit	Over		
Freq	Loss	Factor	Factor	Level	Level	Line	Limit	Remark
MHz	dB	dB/m	dB	dBuV	dBuV/m	dBuV/m	dB	
1 5795.000	9.88	34.90	43.02	92.90	94.66	125.20	-30.54	peak
2 5850.000	10.07	34.95	42.96	46.95	49.01	122.20	-73.19	peak
3 5860.000	10.10	34.96	42.96	48.59	50.69	109.40	-58.71	peak

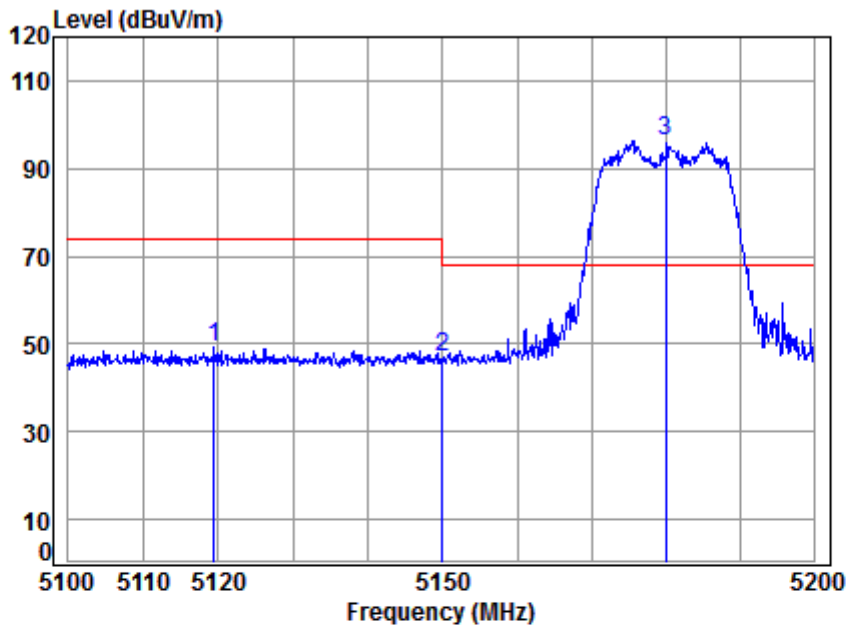
4.9.1.78 11N40_159_Peak_Horizontal



Site : chamber
Condition: 3m HORIZONTAL
Job No : C0005
Mode : 5795 Band edge
NOTE : 5G WIFI 11N40
: MIMO

	Cable	Ant	Preamp	Read	Limit	Over		
Freq	Loss	Factor	Factor	Level	Level	Line	Limit	Remark
MHz	dB	dB/m	dB	dBuV	dBuV/m	dBuV/m	dB	
1	5795.000	9.88	34.90	43.02	89.04	90.80	125.20	-34.40 peak
2	5850.000	10.07	34.95	42.96	48.19	50.25	122.20	-71.95 peak
3	5860.000	10.10	34.96	42.96	47.59	49.69	109.40	-59.71 peak

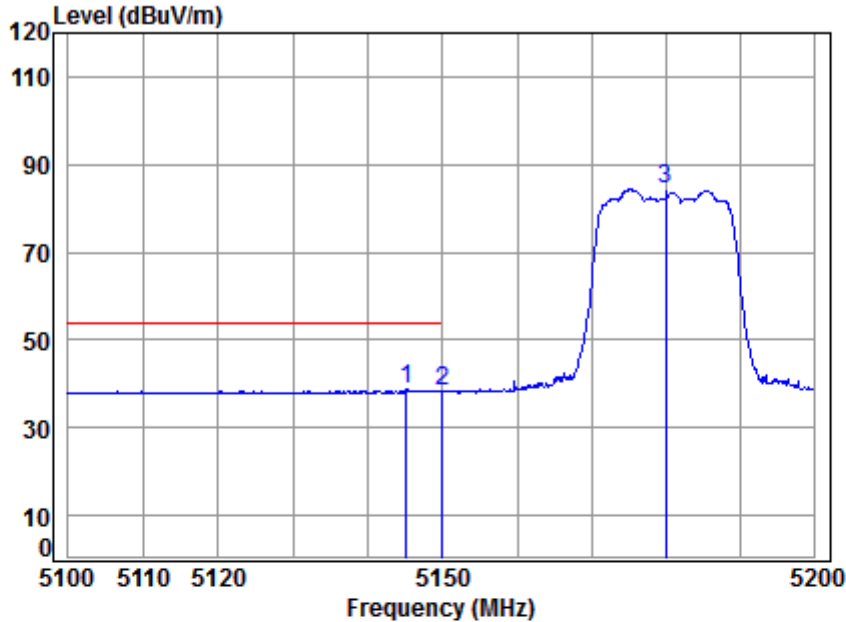
4.9.1.79 11AC20_36_Peak_Vertical



Site : chamber
Condition: 3m VERTICAL
Job No : C0005
Mode : 5180 Band edge
NOTE : 5G WIFI 11AC20
: MIMO

	Freq	Cable Loss	Ant Factor	Preamp Factor	Read Level	Level	Limit Line	Over Limit	Remark
	MHz	dB	dB/m	dB	dBuV	dBuV/m	dBuV/m	dB	
1	5119.348	8.28	34.30	43.67	50.42	49.33	74.00	-24.67	Peak
2	5149.980	8.33	34.32	43.64	47.89	46.90	74.00	-27.10	Peak
3 *	5180.000	8.37	34.35	43.61	97.21	96.32	68.20	28.12	Peak

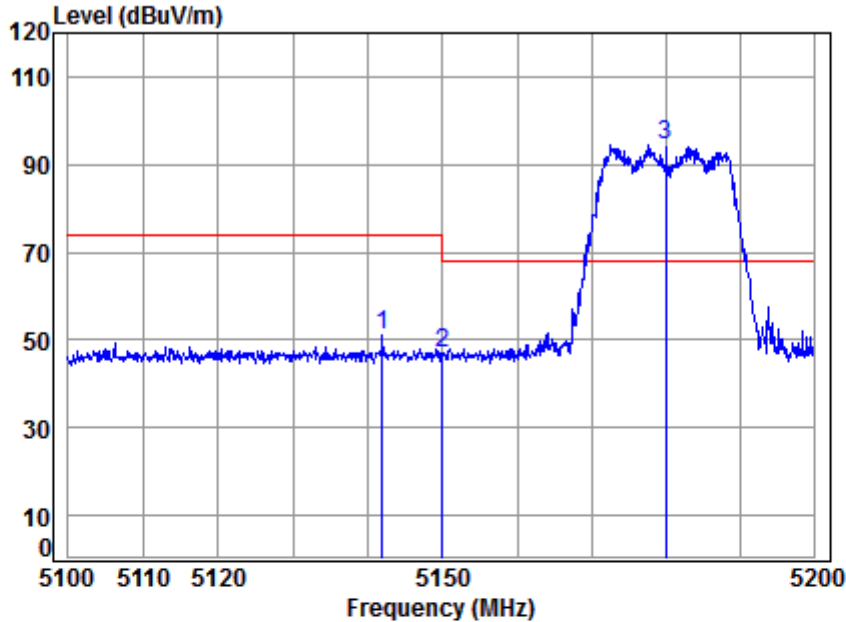
4.9.1.80 11AC20_36_Average_Vertical



Site : chamber
Condition: 3m VERTICAL
Job No : C0005
Mode : 5180 Band edge
NOTE : 5G WIFI 11AC20
: MIMO

	Cable	Ant	Preamp	Read	Limit	Over		
Freq	Loss	Factor	Factor	Level	Level	Line	Limit	Remark
MHz	dB	dB/m	dB	dBuV	dBuV/m	dBuV/m	dB	
1	8.32	34.32	43.65	39.91	38.90	54.00	-15.10	Average
2	8.33	34.32	43.64	39.31	38.32	54.00	-15.68	Average
3	8.37	34.35	43.61	85.14	84.25	-----	-----	Average

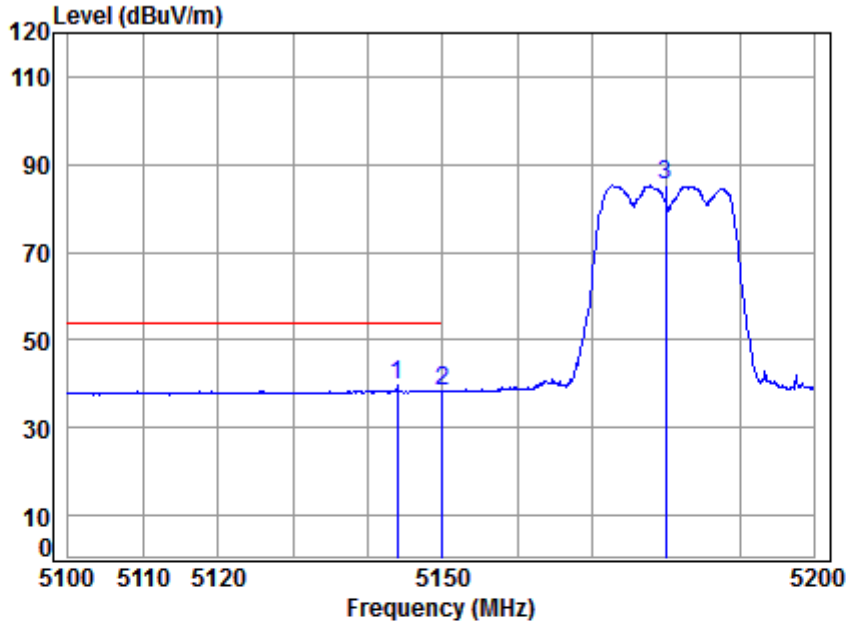
4.9.1.81 11AC20_36_Peak_Horizontal



Site : chamber
Condition: 3m HORIZONTAL
Job No : C0005
Mode : 5180 Band edge
NOTE : 5G WIFI 11AC20
: MIMO

	Freq	Cable Loss	Ant Factor	Preamp Factor	Read Level	Level	Limit Line	Over Limit	Remark
	MHz	dB	dB/m	dB	dBuV	dBuV/m	dBuV/m	dB	
1	5141.963	8.31	34.32	43.65	52.16	51.14	74.00	-22.86	peak
2	5149.980	8.33	34.32	43.64	48.19	47.20	74.00	-26.80	peak
3 *	5180.000	8.37	34.35	43.61	95.55	94.66	68.20	26.46	peak

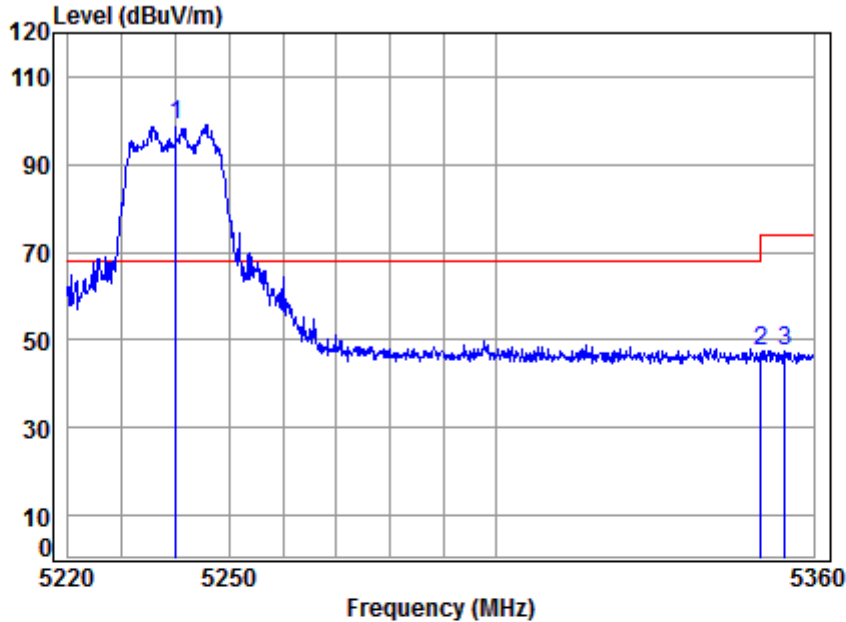
4.9.1.82 11AC20_36_Average_Horizontal



Site : chamber
 Condition: 3m HORIZONTAL
 Job No : C0005
 Mode : 5180 Band edge
 NOTE : 5G WIFI 11AC20
 : MIMO

	Freq	Cable Loss	Ant Factor	Preamp Factor	Read Level	Level	Limit	Over	Remark
	MHz	dB	dB/m	dB	dBuV	dBuV/m	dBuV/m	dB	
1	5143.861	8.32	34.32	43.65	40.62	39.61	54.00	-14.39	Average
2	5149.980	8.33	34.32	43.64	39.35	38.36	54.00	-15.64	Average
3	5180.000	8.37	34.35	43.61	86.05	85.16	-----	-----	Average

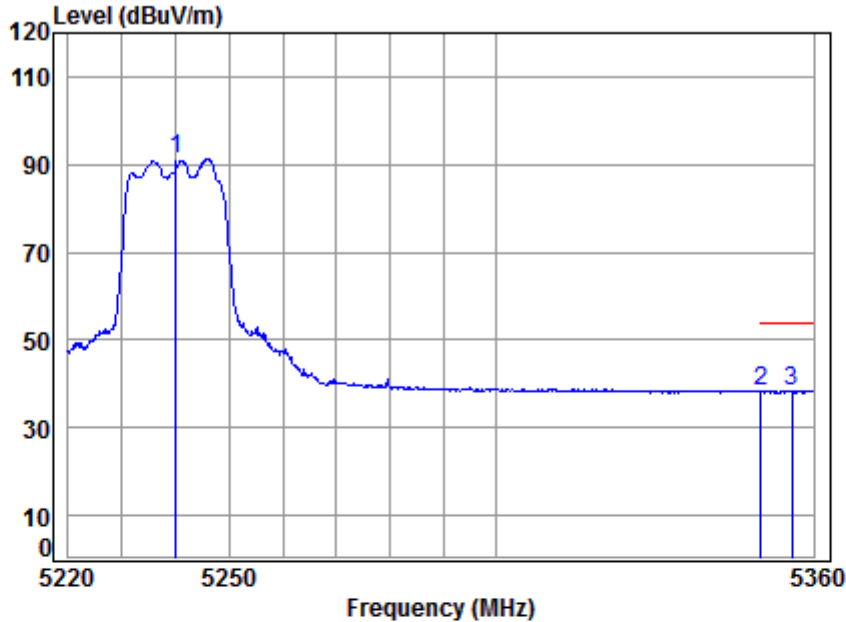
4.9.1.83 11AC20_48_Peak_Vertical



Site : chamber
 Condition: 3m VERTICAL
 Job No : C0005
 Mode : 5240 Band edge
 NOTE : 5G WIFI 11AC20
 : MIMO

	Cable	Ant	Preamp	Read	Limit	Over		
Freq	Loss	Factor	Factor	Level	Level	Line	Limit	Remark
MHz	dB	dB/m	dB	dBuV	dBuV/m	dBuV/m	dB	
1 *	8.46	34.40	43.55	99.68	98.99	68.20	30.79	Peak
2	8.63	34.48	43.44	47.83	47.50	74.00	-26.50	Peak
3	8.64	34.49	43.44	47.84	47.53	74.00	-26.47	Peak

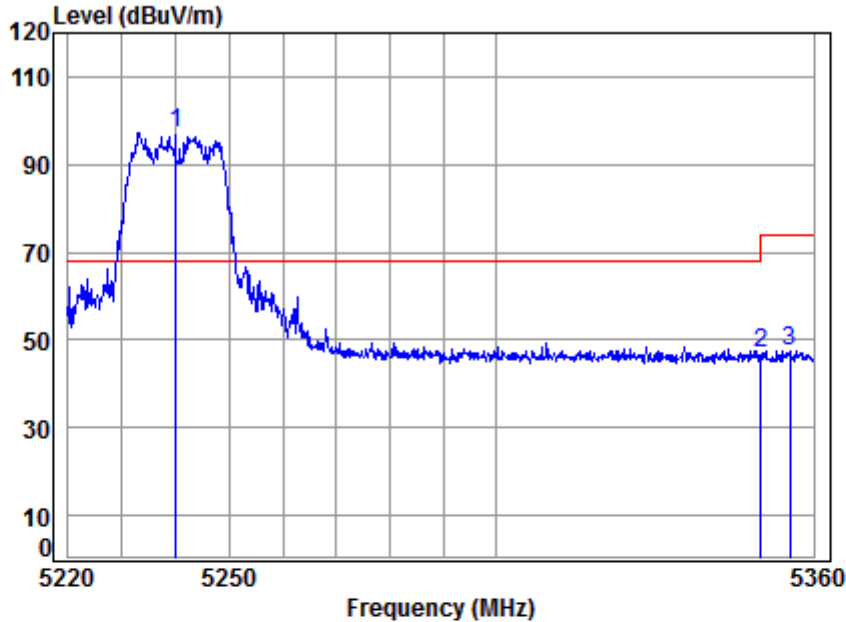
4.9.1.84 11AC20_48_Average_Vertical



Site : chamber
 Condition: 3m VERTICAL
 Job No : C0005
 Mode : 5240 Band edge
 NOTE : 5G WIFI 11AC20
 : MIMO

	Freq	Cable Loss	Ant Factor	Preamp Factor	Read Level	Level	Limit Line	Over Limit	Remark
	MHz	dB	dB/m	dB	dBuV	dBuV/m	dBuV/m	dB	
1	5240.000	8.46	34.40	43.55	92.05	91.36	-----	-----	Average
2	5350.020	8.63	34.48	43.44	38.66	38.33	54.00	-15.67	Average
3	5355.888	8.64	34.49	43.43	38.67	38.37	54.00	-15.63	Average

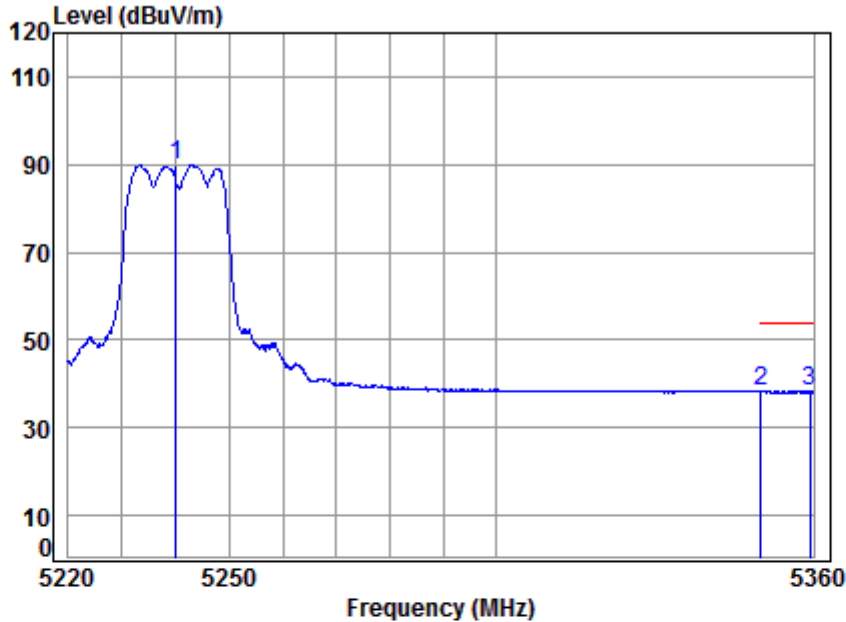
4.9.1.85 11AC20_48_Peak_Horizontal



Site : chamber
Condition: 3m HORIZONTAL
Job No : C0005
Mode : 5240 Band edge
NOTE : 5G WIFI 11AC20
: MIMO

	Cable	Ant	Preamp	Read	Limit	Over		
Freq	Loss	Factor	Factor	Level	Level	Line	Limit	Remark
MHz	dB	dB/m	dB	dBuV	dBuV/m	dBuV/m	dB	
1 *	8.46	34.40	43.55	98.03	97.34	68.20	29.14	peak
2	8.63	34.48	43.44	47.17	46.84	74.00	-27.16	peak
3	8.64	34.49	43.43	47.97	47.67	74.00	-26.33	peak

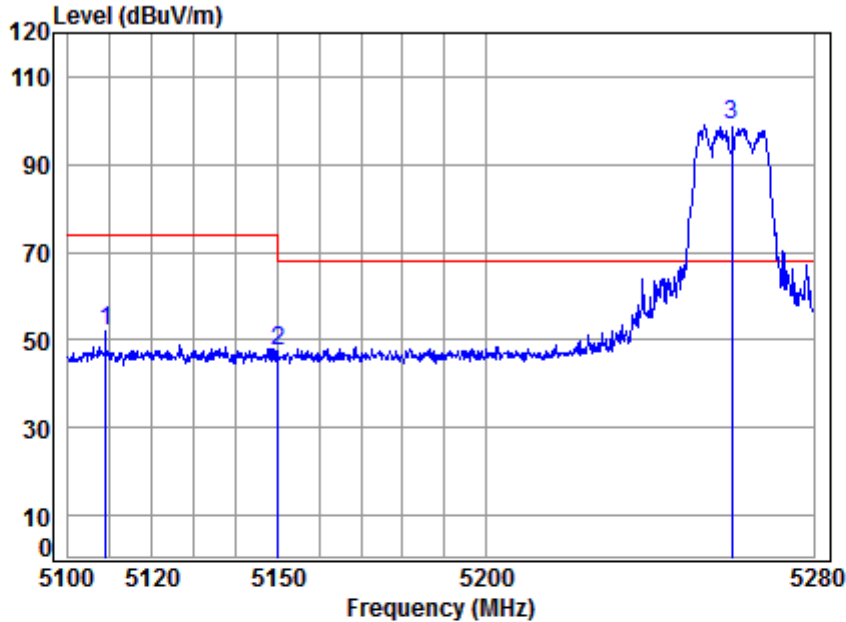
4.9.1.86 11AC20_48_Average_Horizontal



Site : chamber
Condition: 3m HORIZONTAL
Job No : C0005
Mode : 5240 Band edge
NOTE : 5G WIFI 11AC20
: MIMO

	Freq	Cable Loss	Ant Factor	Preamp Factor	Read Level	Level	Limit Line	Over Limit	Remark
	MHz	dB	dB/m	dB	dBuV	dBuV/m	dBuV/m	dB	
1	5240.000	8.46	34.40	43.55	90.44	89.75	-----	-----	Average
2	5350.020	8.63	34.48	43.44	38.51	38.18	54.00	-15.82	Average
3	5359.291	8.64	34.49	43.43	38.67	38.37	54.00	-15.63	Average

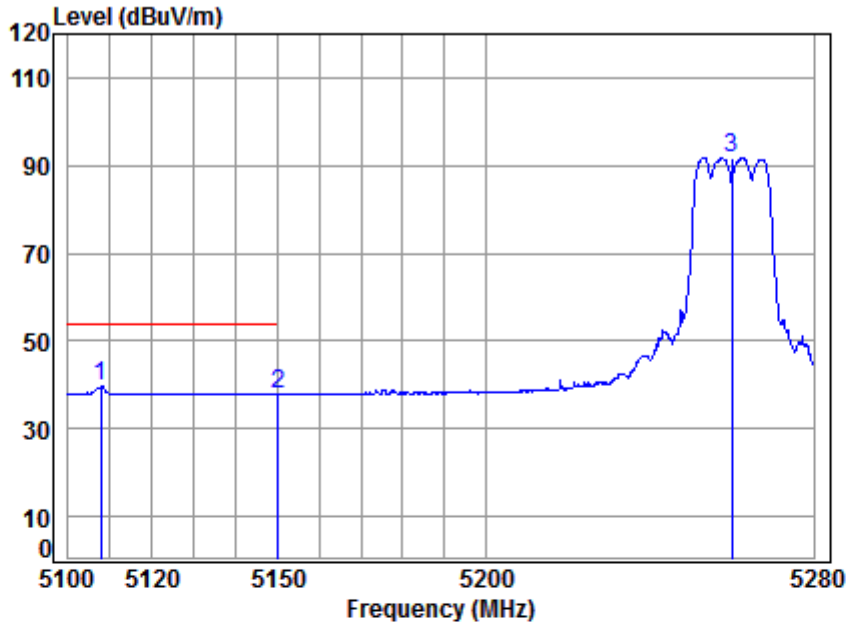
4.9.1.87 11AC20_52_Peak_Vertical



Site : chamber
Condition: 3m VERTICAL
Job No : C0005
Mode : 5260 Band edge
NOTE : 5G WIFI 11AC20
: MIMO

	Cable	Ant	Preamp	Read	Limit	Over		
Freq	Loss	Factor	Factor	Level	Level	Line	Limit	Remark
MHz	dB	dB/m	dB	dBuV	dBuV/m	dBuV/m	dB	
1	5108.853	8.26	34.29	43.69	53.03	51.89	74.00	-22.11 Peak
2	5149.980	8.33	34.32	43.64	48.62	47.63	74.00	-26.37 Peak
3 *	5260.000	8.49	34.41	43.53	99.44	98.81	68.20	30.61 Peak

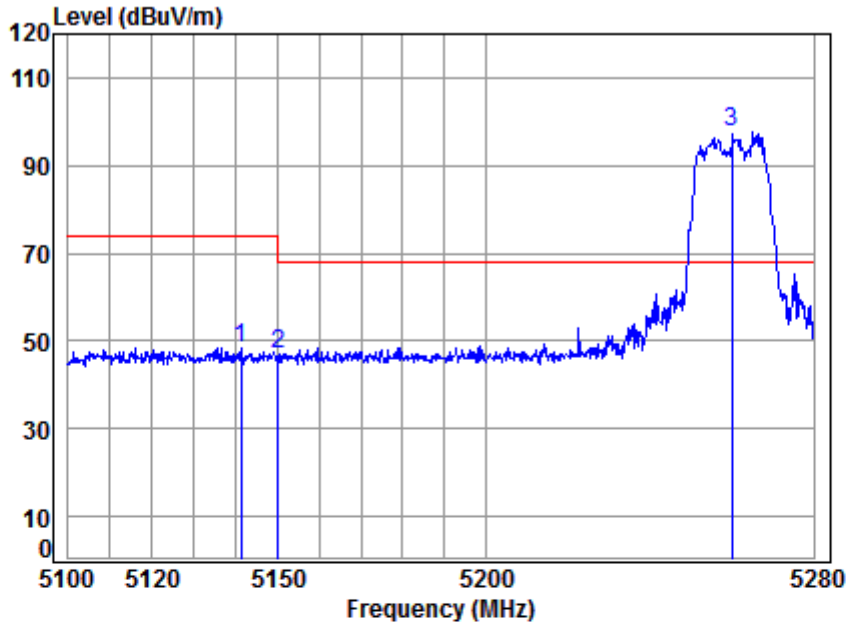
4.9.1.88 11AC20_52_Average_Vertical



Site : chamber
 Condition: 3m VERTICAL
 Job No : C0005
 Mode : 5260 Band edge
 NOTE : 5G WIFI 11AC20
 : MIMO

	Freq	Cable Loss	Ant Factor	Preamp Factor	Read Level	Level	Limit Line	Over Limit	Remark
	MHz	dB	dB/m	dB	dBuV	dBuV/m	dBuV/m	dB	
1	5107.790	8.26	34.29	43.69	40.74	39.60	54.00	-14.40	Average
2	5149.980	8.33	34.32	43.64	38.89	37.90	54.00	-16.10	Average
3	5260.000	8.49	34.41	43.53	92.57	91.94	-----	-----	Average

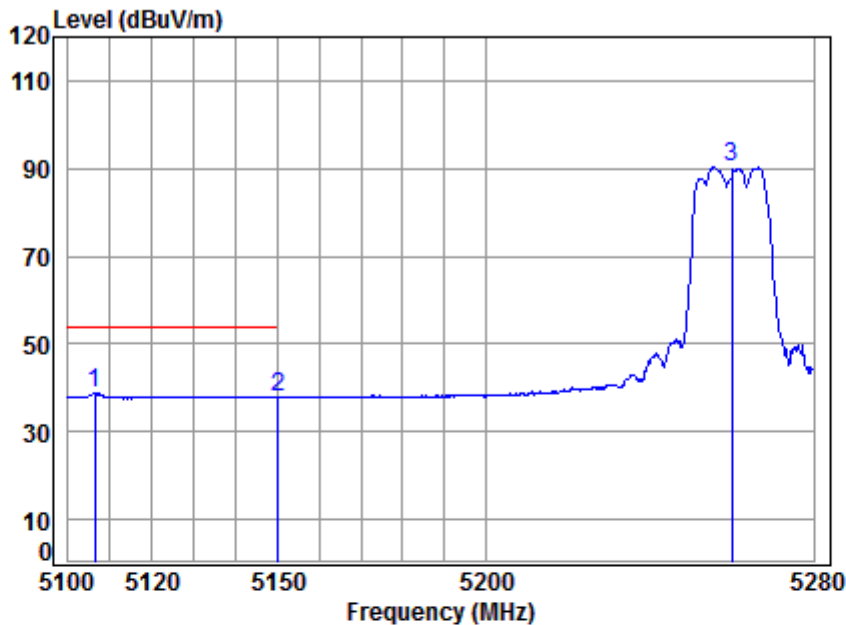
4.9.1.89 11AC20_52_Peak_Horizontal



Site : chamber
Condition: 3m HORIZONTAL
Job No : C0005
Mode : 5260 Band edge
NOTE : 5G WIFI 11AC20
: MIMO

	Freq	Cable Loss	Ant Factor	Preamp Factor	Read Level	Level	Limit Line	Over Limit	Remark
	MHz	dB	dB/m	dB	dBuV	dBuV/m	dBuV/m	dB	
1	5141.206	8.31	34.32	43.65	49.32	48.30	74.00	-25.70	peak
2	5149.980	8.33	34.32	43.64	47.76	46.77	74.00	-27.23	peak
3 *	5260.000	8.49	34.41	43.53	98.19	97.56	68.20	29.36	peak

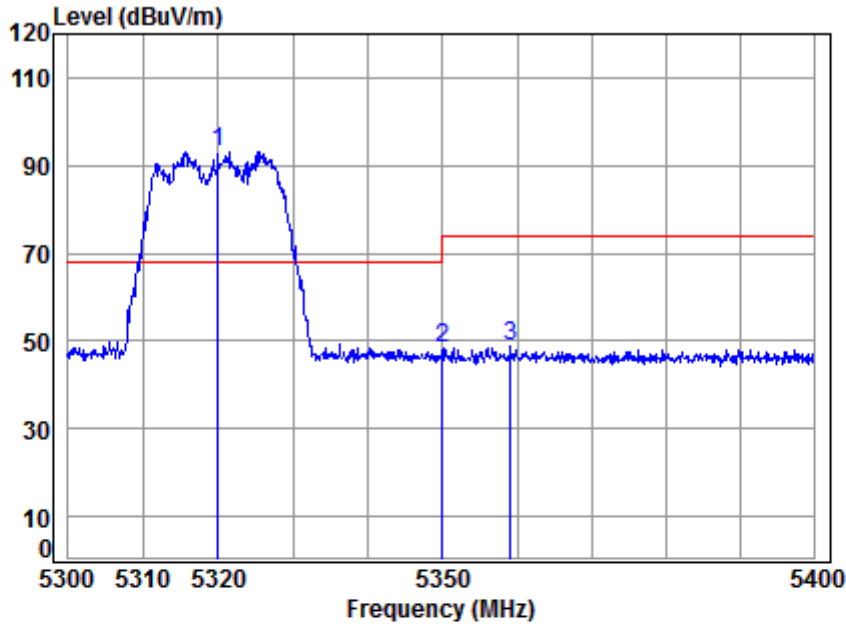
4.9.1.90 11AC20_52_Average_Horizontal



Site : chamber
 Condition: 3m HORIZONTAL
 Job No : C0005
 Mode : 5260 Band edge
 NOTE : 5G WIFI 11AC20
 : MIMO

	Freq	Cable Loss	Ant Factor	Preamp Factor	Read Level	Level	Limit Line	Over Limit	Remark
	MHz	dB	dB/m	dB	dBuV	dBuV/m	dBuV/m	dB	
1	5106.372	8.26	34.29	43.69	39.91	38.77	54.00	-15.23	Average
2	5149.980	8.33	34.32	43.64	38.97	37.98	54.00	-16.02	Average
3	5260.000	8.49	34.41	43.53	91.03	90.40	-----	-----	Average

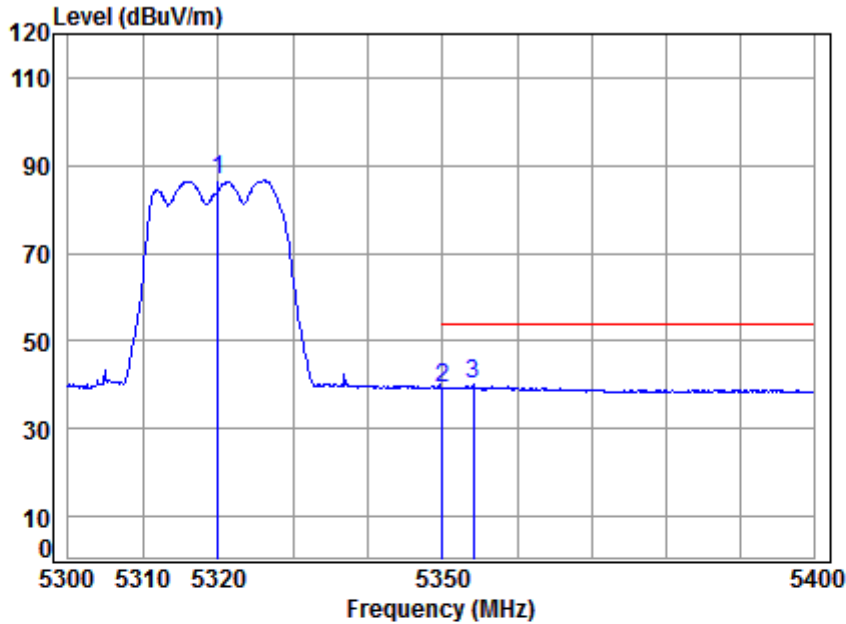
4.9.1.91 11AC20_64_Peak_Vertical



Site : chamber
Condition: 3m VERTICAL
Job No : C0005
Mode : 5320 Band edge
NOTE : 5G WIFI 11AC20
: MIMO

	Cable	Ant	Preamp	Read		Limit	Over	
Freq	Loss	Factor	Factor	Level	Level	Line	Limit	Remark
MHz	dB	dB/m	dB	dBuV	dBuV/m	dBuV/m	dB	
1 *	8.58	34.46	43.47	93.55	93.12	68.20	24.92	Peak
2	8.63	34.48	43.44	48.71	48.38	74.00	-25.62	Peak
3	8.64	34.49	43.43	49.05	48.75	74.00	-25.25	Peak

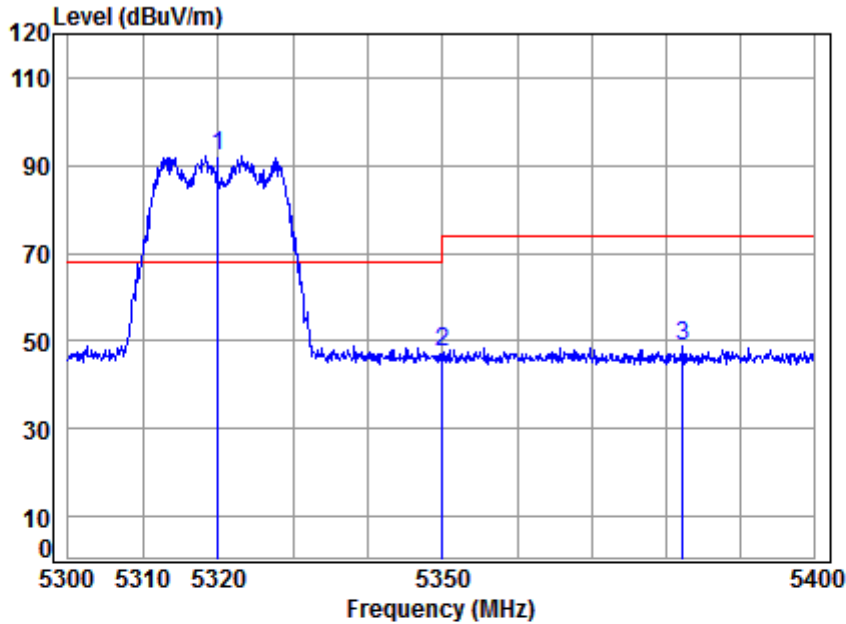
4.9.1.92 11AC20_64_Average_Vertical



Site : chamber
Condition: 3m VERTICAL
Job No : C0005
Mode : 5320 Band edge
NOTE : 5G WIFI 11AC20
: MIMO

	Freq	Cable Loss	Ant Factor	Preamp Factor	Read Level	Level	Limit Line	Over Limit	Remark
	MHz	dB	dB/m	dB	dBuV	dBuV/m	dBuV/m	dB	
1	5320.000	8.58	34.46	43.47	86.96	86.53	-----	-----	Average
2	5350.020	8.63	34.48	43.44	39.70	39.37	54.00	-14.63	Average
3	5354.068	8.64	34.49	43.44	40.42	40.11	54.00	-13.89	Average

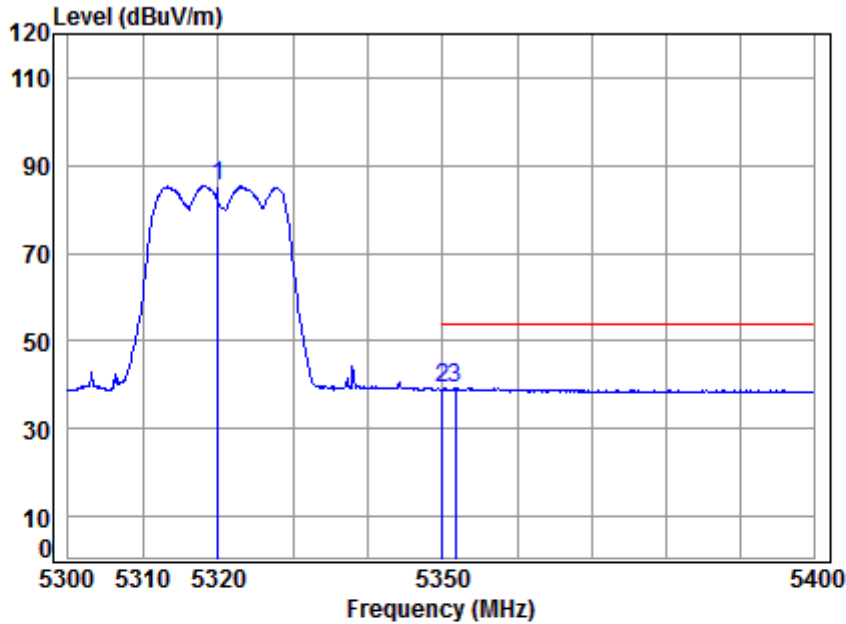
4.9.1.93 11AC20_64_Peak_Horizontal



Site : chamber
Condition: 3m HORIZONTAL
Job No : C0005
Mode : 5320 Band edge
NOTE : 5G WIFI 11AC20
: MIMO

	Cable	Ant	Preamp	Read		Limit	Over	
Freq	Loss	Factor	Factor	Level	Level	Line	Limit	Remark
MHz	dB	dB/m	dB	dBuV	dBuV/m	dBuV/m	dB	
1 *	8.58	34.46	43.47	92.66	92.23	68.20	24.03	peak
2	8.63	34.48	43.44	47.60	47.27	74.00	-26.73	peak
3	8.68	34.51	43.41	49.12	48.90	74.00	-25.10	peak

4.9.1.94 11AC20_64_Average_Horizontal

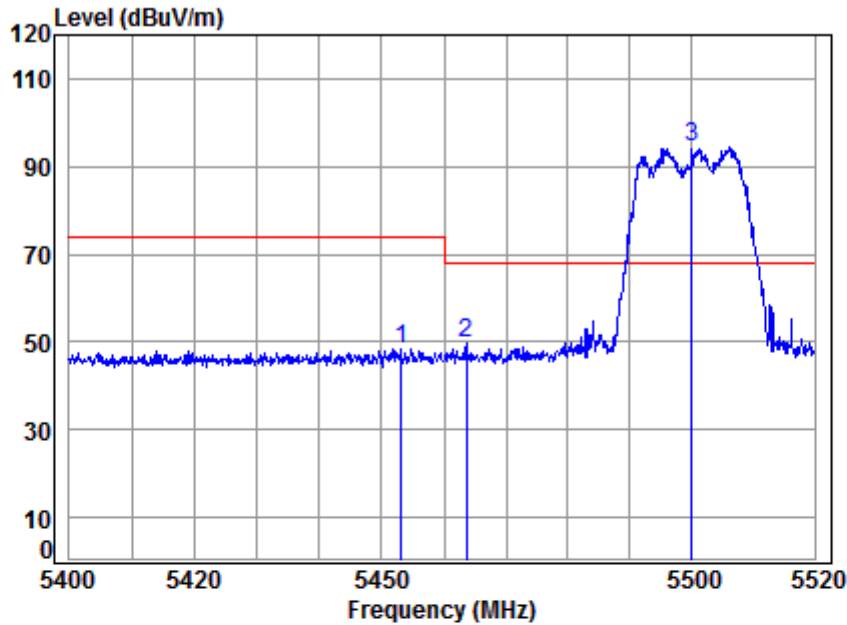


Site : chamber
Condition: 3m HORIZONTAL
Job No : C0005
Mode : 5320 Band edge
NOTE : 5G WIFI 11AC20
: MIMO

	Freq	Cable Loss	Ant Factor	Preamp Factor	Read Level	Level	Limit Line	Over Limit	Remark
	MHz	dB	dB/m	dB	dBuV	dBuV/m	dBuV/m	dB	
1	5320.000	8.58	34.46	43.47	85.64	85.21	-----	-----	Average
2	5350.020	8.63	34.48	43.44	39.35	39.02	54.00	-14.98	Average
3	5351.667	8.63	34.49	43.44	39.54	39.22	54.00	-14.78	Average



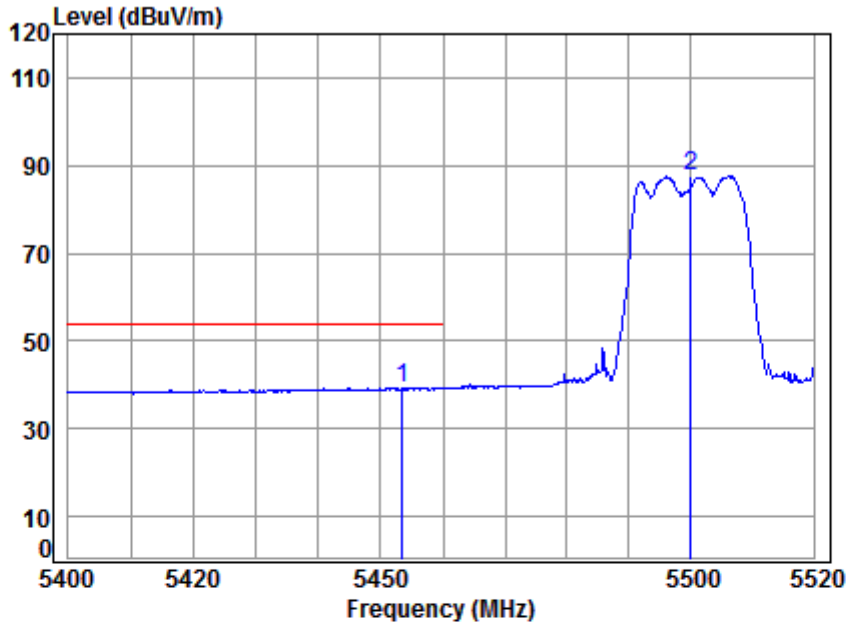
4.9.1.95 11AC20_100_Peak_Vertical



Site : chamber
Condition: 3m VERTICAL
Job No : C0005
Mode : 5500 Band edge
NOTE : 5G WIFI 11AC20
: MIMO

	Freq	Cable Loss	Ant Factor	Preamp Factor	Read Level	Level	Limit Line	Over Limit	Remark
	MHz	dB	dB/m	dB	dBuV	dBuV/m	dBuV/m	dB	
1	5453.074	8.78	34.56	43.34	48.40	48.40	74.00	-25.60	Peak
2	5463.632	8.80	34.57	43.33	49.47	49.51	68.20	-18.69	Peak
3 *	5500.000	8.85	34.60	43.29	94.06	94.22	68.20	26.02	Peak

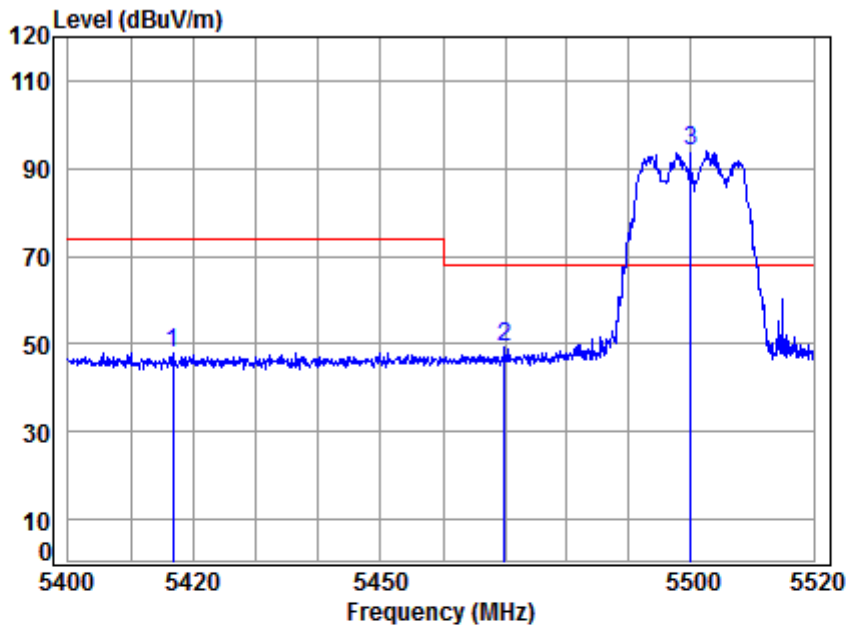
4.9.1.96 11AC20_100_Average_Vertical



Site : chamber
 Condition: 3m VERTICAL
 Job No : C0005
 Mode : 5500 Band edge
 NOTE : 5G WIFI 11AC20
 : MIMO

	Freq	Cable Loss	Ant Factor	Preamp Factor	Read Level	Level	Limit Line	Over Limit	Remark
	MHz	dB	dB/m	dB	dBuV	dBuV/m	dBuV/m	dB	
1	5453.434	8.78	34.56	43.34	39.39	39.39	54.00	-14.61	Average
2	5500.000	8.85	34.60	43.29	87.25	87.41	-----	-----	Average

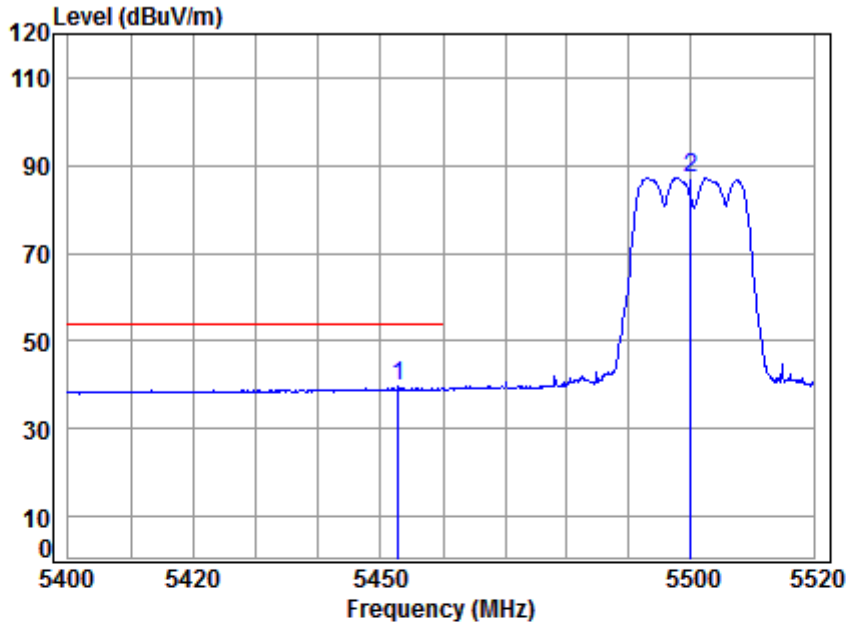
4.9.1.97 11AC20_100_Peak_Horizontal



Site : chamber
Condition: 3m HORIZONTAL
Job No : C0005
Mode : 5500 Band edge
NOTE : 5G WIFI 11AC20
: MIMO

	Freq	Cable Loss	Ant Factor	Preamp Factor	Read Level	Level	Limit Line	Over Limit	Remark
	MHz	dB	dB/m	dB	dBuV	dBuV/m	dBuV/m	dB	
1	5416.642	8.73	34.54	43.37	48.13	48.03	74.00	-25.97	peak
2	5469.880	8.81	34.58	43.32	49.36	49.43	68.20	-18.77	peak
3 *	5500.000	8.85	34.60	43.29	93.61	93.77	68.20	25.57	peak

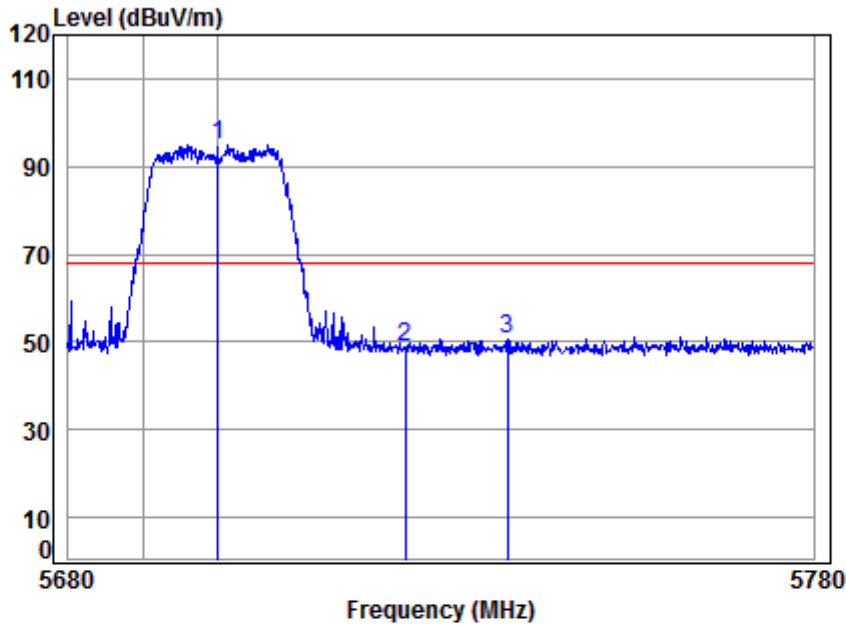
4.9.1.98 11AC20_100_Average_Horizontal



Site : chamber
 Condition: 3m HORIZONTAL
 Job No : C0005
 Mode : 5500 Band edge
 NOTE : 5G WIFI 11AC20
 : MIMO

	Freq	Cable Loss	Ant Factor	Preamp Factor	Read Level	Level	Limit Line	Over Limit	Remark
	MHz	dB	dB/m	dB	dBuV	dBuV/m	dBuV/m	dB	
1	5452.835	8.78	34.56	43.34	39.55	39.55	54.00	-14.45	Average
2	5500.000	8.85	34.60	43.29	86.99	87.15	-----	-----	Average

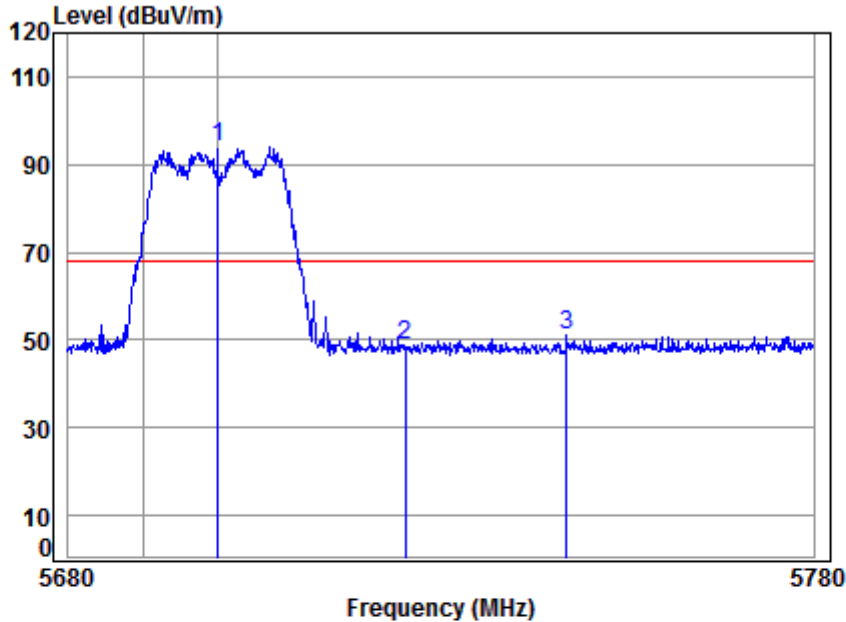
4.9.1.99 11AC20_140_Peak_Vertical



Site : chamber
Condition: 3m VERTICAL
Job No : C0005
Mode : 5700 Band edge
NOTE : 5G WIFI 11AC20
: MIMO

	Cable	Ant	Preamp	Read	Limit	Over		
Freq	Loss	Factor	Factor	Level	Level	Line	Limit	Remark
MHz	dB	dB/m	dB	dBuV	dBuV/m	dBuV/m	dB	
1 * 5700.000	9.56	34.81	43.10	93.65	94.92	68.20	26.72	Peak
2 5725.000	9.64	34.83	43.08	47.63	49.02	68.20	-19.18	Peak
3 5738.688	9.69	34.84	43.07	49.00	50.46	68.20	-17.74	Peak

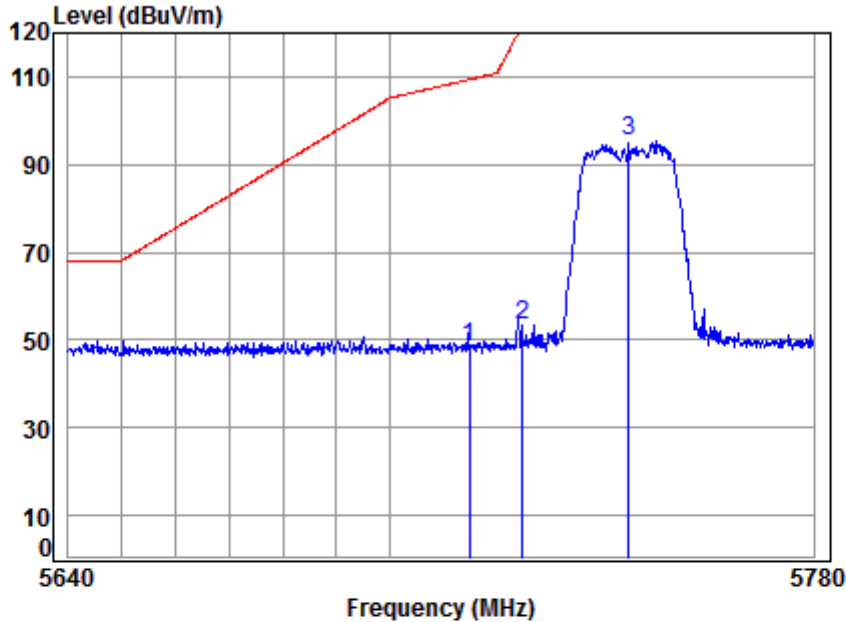
4.9.1.100 11AC20_140_Peak_Horizontal



Site : chamber
Condition: 3m HORIZONTAL
Job No : C0005
Mode : 5700 Band edge
NOTE : 5G WIFI 11AC20
: MIMO

	Cable	Ant	Preamp	Read	Limit	Over		
Freq	Loss	Factor	Factor	Level	Level	Line	Limit	Remark
MHz	dB	dB/m	dB	dBuV	dBuV/m	dBuV/m	dB	
1 *	9.56	34.81	43.10	92.73	94.00	68.20	25.80	peak
2	9.64	34.83	43.08	47.48	48.87	68.20	-19.33	peak
3	9.72	34.85	43.06	49.58	51.09	68.20	-17.11	peak

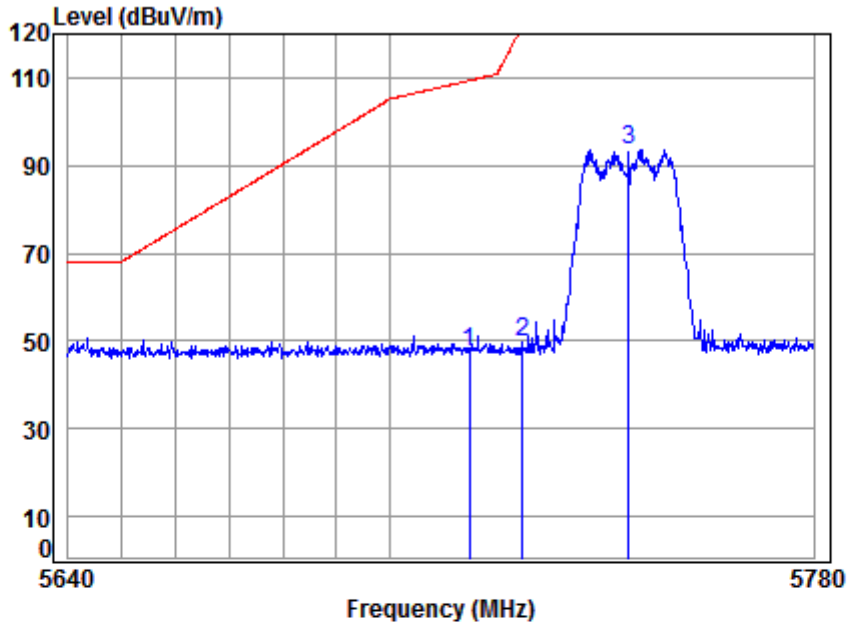
4.9.1.101 11AC20_149_Peak_Vertical



Site : chamber
Condition: 3m VERTICAL
Job No : C0005
Mode : 5745 Band edge
NOTE : 5G WIFI 11AC20
: MIMO

	Cable	Ant	Preamp	Read	Limit	Over		
Freq	Loss	Factor	Factor	Level	Level	Line	Limit	Remark
MHz	dB	dB/m	dB	dBuV	dBuV/m	dBuV/m	dB	
1	5715.000	9.61	34.82	43.09	46.92	48.26	109.40	-61.14 peak
2	5725.000	9.64	34.83	43.08	51.91	53.30	122.20	-68.90 peak
3	5745.000	9.71	34.85	43.06	93.98	95.48	125.20	-29.72 peak

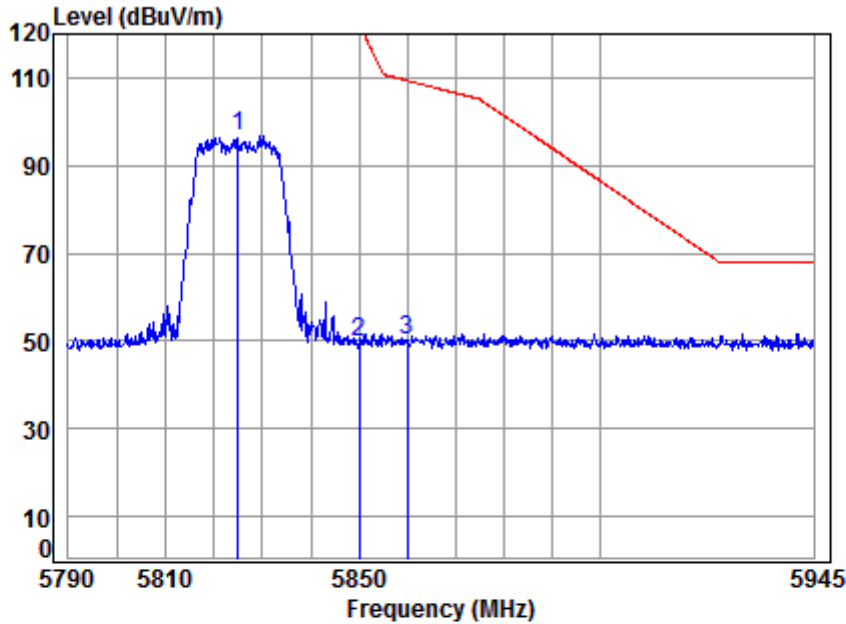
4.9.1.102 11AC20_149_Peak_Horizontal



Site : chamber
 Condition: 3m HORIZONTAL
 Job No : C0005
 Mode : 5745 Band edge
 NOTE : 5G WIFI 11AC20
 : MIMO

	Freq	Cable Loss	Ant Factor	Preamp Factor	Read Level	Level	Limit Line	Over Limit	Remark
	MHz	dB	dB/m	dB	dBuV	dBuV/m	dBuV/m	dB	
1	5715.000	9.61	34.82	43.09	46.17	47.51	109.40	-61.89	peak
2	5725.000	9.64	34.83	43.08	48.21	49.60	122.20	-72.60	peak
3	5745.000	9.71	34.85	43.06	92.16	93.66	125.20	-31.54	peak

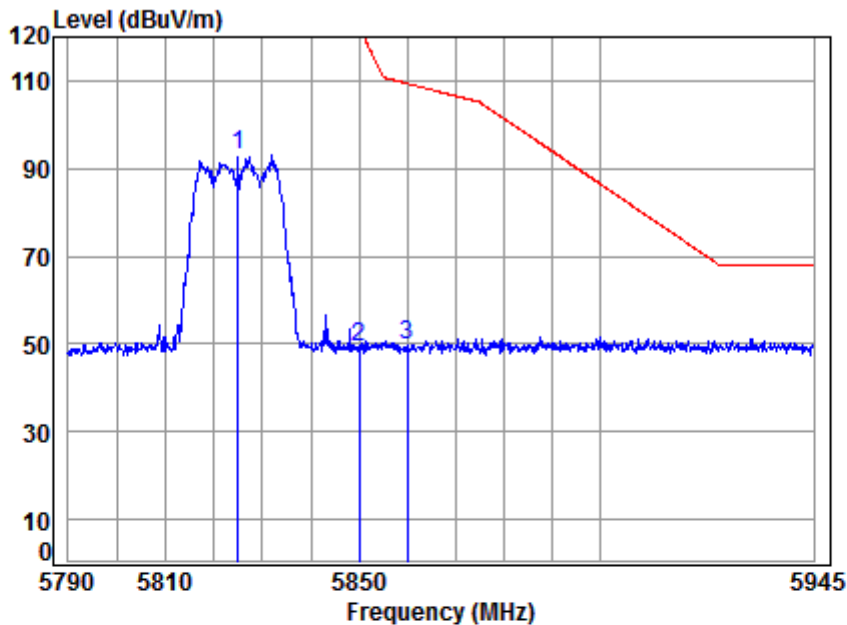
4.9.1.103 11AC20_165_Peak_Vertical



Site : chamber
 Condition: 3m VERTICAL
 Job No : C0005
 Mode : 5825 Band edge
 NOTE : 5G WIFI 11AC20
 : MIMO

	Cable	Ant	Preamp	Read	Limit	Over		
Freq	Loss	Factor	Factor	Level	Level	Line	Limit	Remark
MHz	dB	dB/m	dB	dBuV	dBuV/m	dBuV/m	dB	
1	5825.000	9.98	34.93	42.99	94.93	96.85	125.20	-28.35 peak
2	5850.000	10.07	34.95	42.96	47.86	49.92	122.20	-72.28 peak
3	5860.000	10.10	34.96	42.96	48.12	50.22	109.40	-59.18 peak

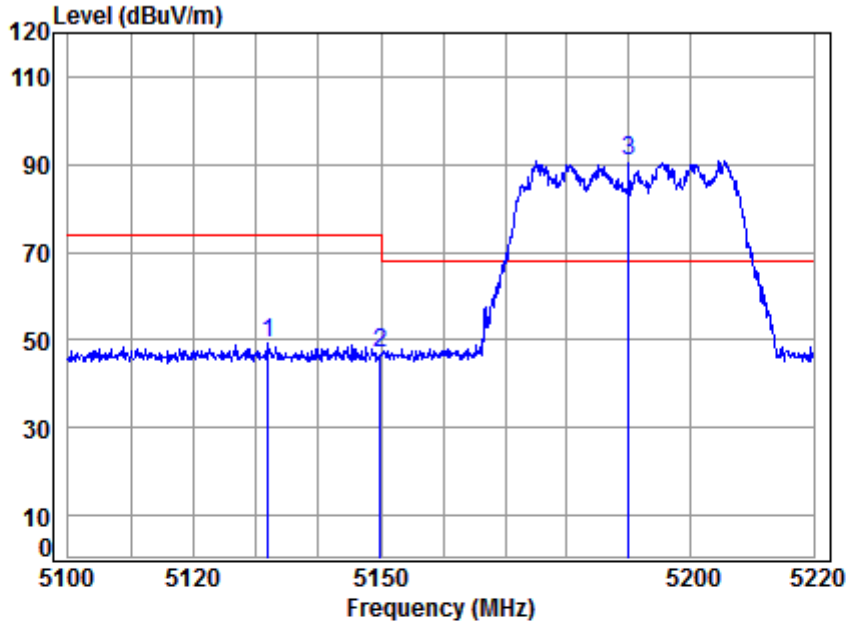
4.9.1.104 11AC20_165_Peak_Horizontal



Site : chamber
 Condition: 3m HORIZONTAL
 Job No : C0005
 Mode : 5825 Band edge
 NOTE : 5G WIFI 11AC20
 : MIMO

	Freq	Cable Loss	Ant Factor	Preamp Factor	Read Level	Limit Level	Limit Line	Over Limit	Remark
	MHz	dB	dB/m	dB	dBuV	dBuV/m	dBuV/m	dB	
1	5825.000	9.98	34.93	42.99	91.06	92.98	125.20	-32.22	peak
2	5850.000	10.07	34.95	42.96	47.31	49.37	122.20	-72.83	peak
3	5860.000	10.10	34.96	42.96	47.85	49.95	109.40	-59.45	peak

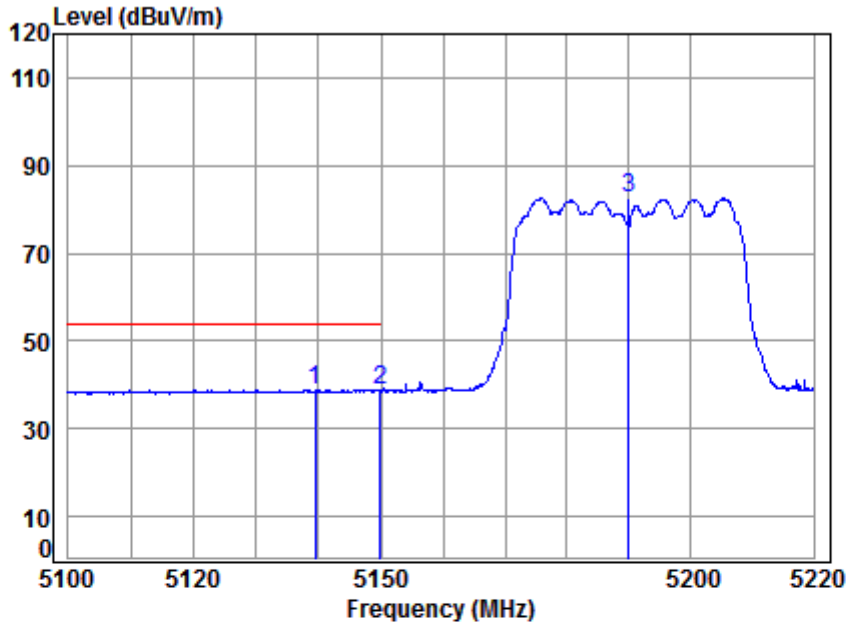
4.9.1.105 11AC40_38 _ Peak_Vertical



Site : chamber
 Condition: 3m VERTICAL
 Job No : C0005
 Mode : 5190 Band edge
 NOTE : 5G WIFI 11AC40
 : MIMO

	Cable	Ant	Preamp	Read	Limit	Over		
Freq	Loss	Factor	Factor	Level	Level	Line	Limit	Remark
MHz	dB	dB/m	dB	dBuV	dBuV/m	dBuV/m	dB	
1	5131.887	8.30	34.31	43.66	50.38	49.33	74.00	-24.67 Peak
2	5149.980	8.33	34.32	43.64	47.92	46.93	74.00	-27.07 Peak
3 *	5190.000	8.39	34.36	43.60	91.66	90.81	68.20	22.61 Peak

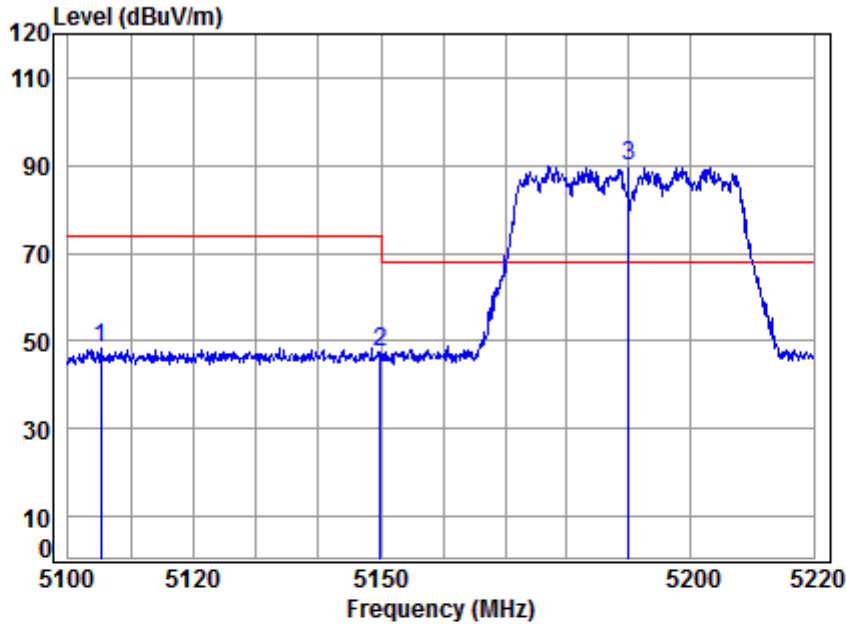
4.9.1.106 11AC40_38_Average_Vertical



Site : chamber
Condition: 3m VERTICAL
Job No : C0005
Mode : 5190 Band edge
NOTE : 5G WIFI 11AC40
: MIMO

	Freq	Cable Loss	Ant Factor	Preamp Factor	Read Level	Level	Limit Line	Over Limit	Remark
	MHz	dB	dB/m	dB	dBuV	dBuV/m	dBuV/m	dB	
1	5139.412	8.31	34.32	43.65	40.01	38.99	54.00	-15.01	Average
2	5149.980	8.33	34.32	43.64	39.73	38.74	54.00	-15.26	Average
3	5190.000	8.39	34.36	43.60	83.52	82.67	-----	-----	Average

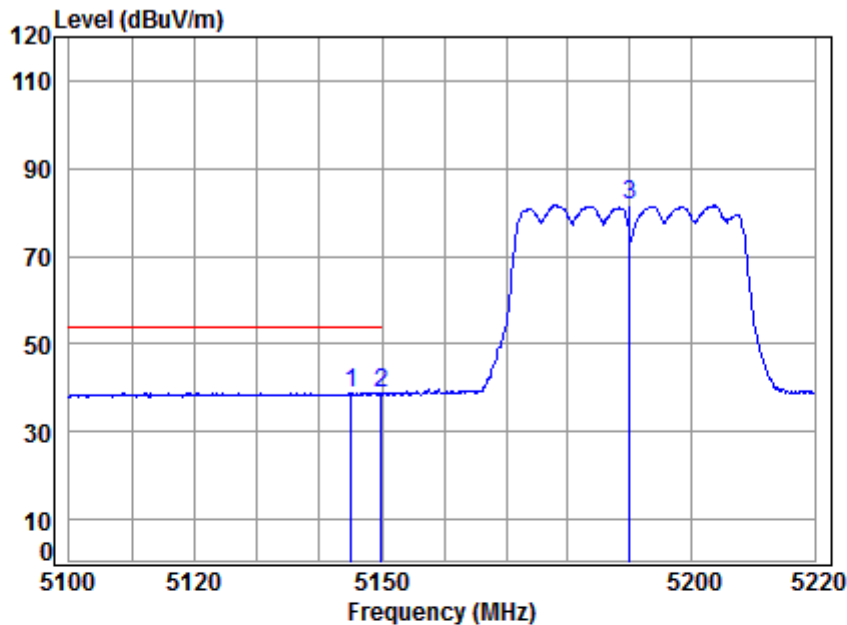
4.9.1.107 11AC40_38_Peak_Horizontal



Site : chamber
Condition: 3m HORIZONTAL
Job No : C0005
Mode : 5190 Band edge
NOTE : 5G WIFI 11AC40
: MIMO

	Freq	Cable Loss	Ant Factor	Preamp Factor	Read Level	Level	Limit Line	Over Limit	Remark
	MHz	dB	dB/m	dB	dBuV	dBuV/m	dBuV/m	dB	
1	5105.222	8.26	34.29	43.69	49.66	48.52	74.00	-25.48	peak
2	5149.980	8.33	34.32	43.64	48.31	47.32	74.00	-26.68	peak
3 *	5190.000	8.39	34.36	43.60	90.76	89.91	68.20	21.71	peak

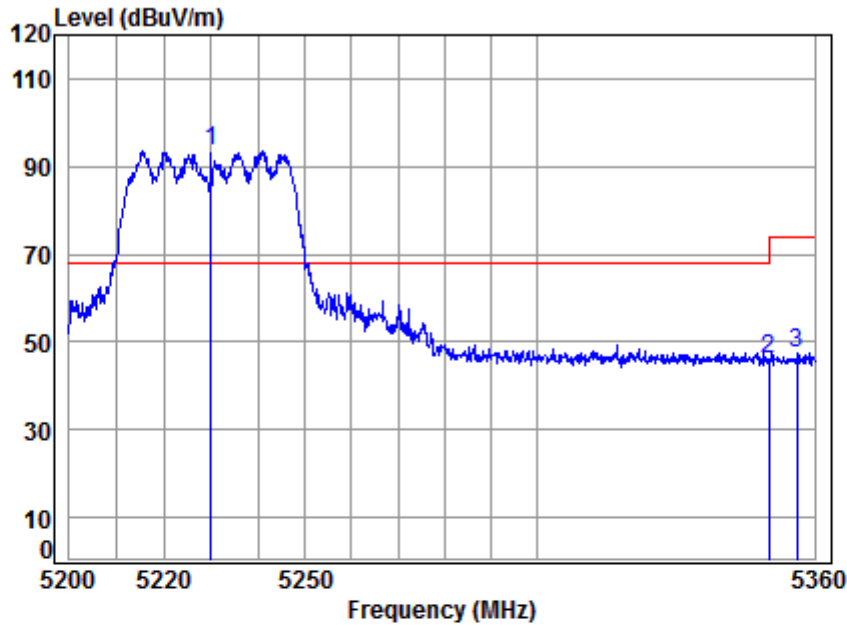
4.9.1.108 11AC40_38_Average_Horizontal



Site : chamber
 Condition: 3m HORIZONTAL
 Job No : C0005
 Mode : 5190 Band edge
 NOTE : 5G WIFI 11AC40
 : MIMO

	Freq	Cable Loss	Ant Factor	Preamp Factor	Read Level	Level	Limit Line	Over Limit	Remark
	MHz	dB	dB/m	dB	dBuV	dBuV/m	dBuV/m	dB	
1	5145.152	8.32	34.32	43.65	39.94	38.93	54.00	-15.07	Average
2	5149.980	8.33	34.32	43.64	39.98	38.99	54.00	-15.01	Average
3	5190.000	8.39	34.36	43.60	82.45	81.60	-----	-----	Average

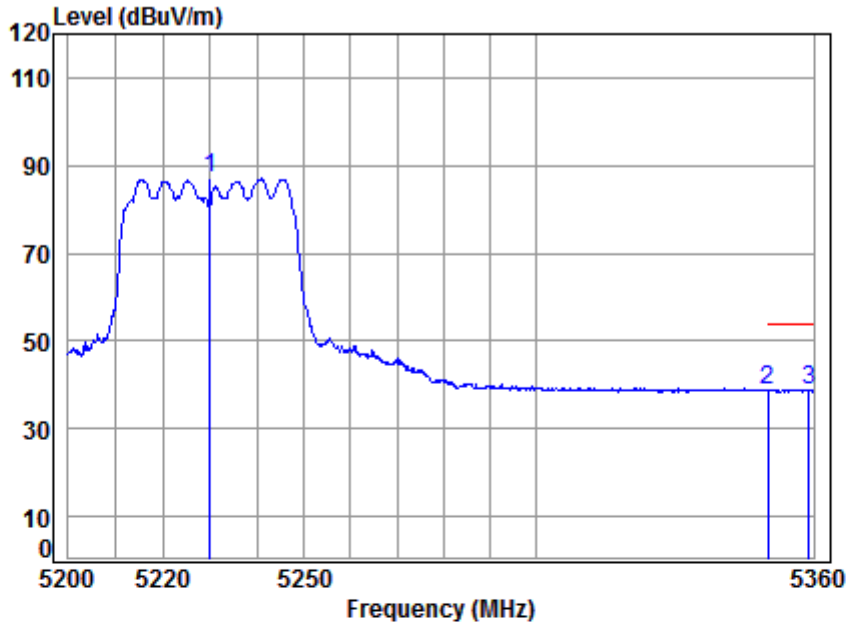
4.9.1.109 11AC40_46 _ Peak_ Vertical



Site : chamber
Condition: 3m VERTICAL
Job No : C0005
Mode : 5230 Band edge
NOTE : 5G WIFI 11AC40
: MIMO

	Cable	Ant	Preamp	Read	Limit	Over		
Freq	Loss	Factor	Factor	Level	Level	Line	Limit	Remark
MHz	dB	dB/m	dB	dBuV	dBuV/m	dBuV/m	dB	
1 *	8.45	34.39	43.56	94.29	93.57	68.20	25.37	Peak
2	8.63	34.48	43.44	46.50	46.17	74.00	-27.83	Peak
3	8.64	34.49	43.43	47.88	47.58	74.00	-26.42	Peak

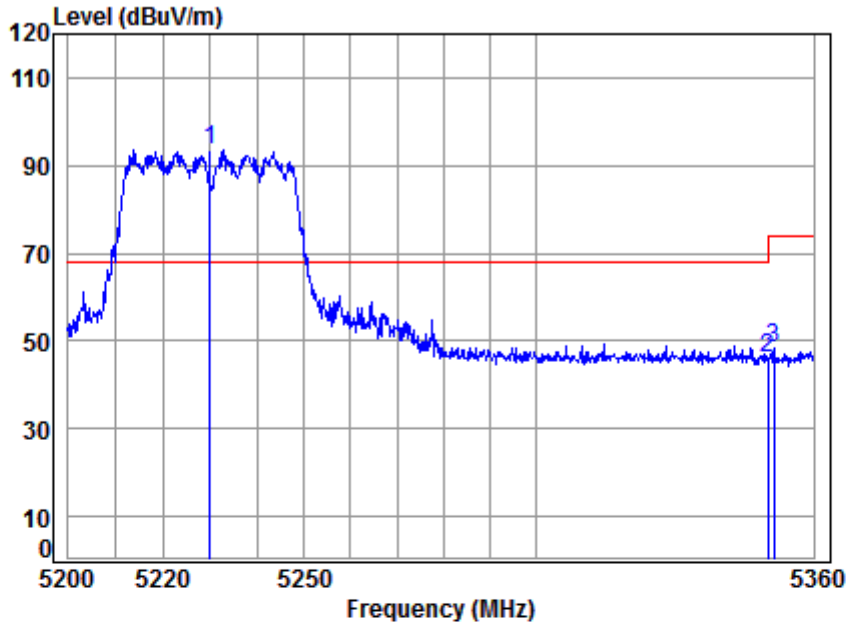
4.9.1.110 11AC40_46_Average_Vertical



Site : chamber
Condition: 3m VERTICAL
Job No : C0005
Mode : 5230 Band edge
NOTE : 5G WIFI 11AC40
: MIMO

	Freq	Cable Loss	Ant Factor	Preamp Factor	Read Level	Level	Limit Line	Over Limit	Remark
	MHz	dB	dB/m	dB	dBuV	dBuV/m	dBuV/m	dB	
1	5230.000	8.45	34.39	43.56	87.65	86.93	-----	-----	Average
2	5350.020	8.63	34.48	43.44	39.20	38.87	54.00	-15.13	Average
3	5359.025	8.64	34.49	43.43	39.25	38.95	54.00	-15.05	Average

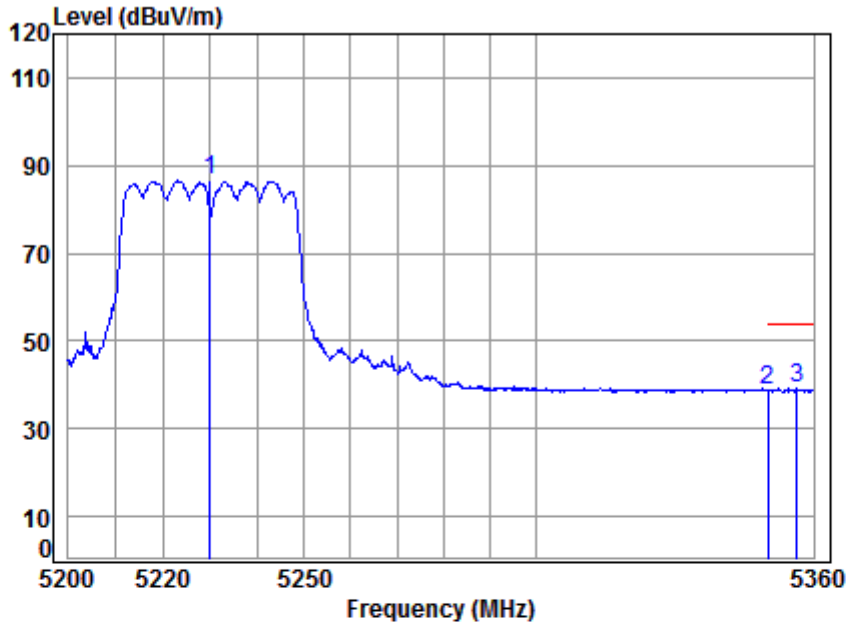
4.9.1.111 11AC40_46_Peak_Horizontal



Site : chamber
Condition: 3m HORIZONTAL
Job No : C0005
Mode : 5230 Band edge
NOTE : 5G WIFI 11AC40
: MIMO

	Freq	Cable Loss	Ant Factor	Preamp Factor	Read Level	Limit Level	Over Limit	Remark
	MHz	dB	dB/m	dB	dBuV	dBuV/m	dBuV/m	dB
1 *	5230.000	8.45	34.39	43.56	94.26	68.20	25.34	peak
2	5350.020	8.63	34.48	43.44	46.60	74.00	-27.73	peak
3	5351.398	8.63	34.49	43.44	48.54	74.00	-25.78	peak

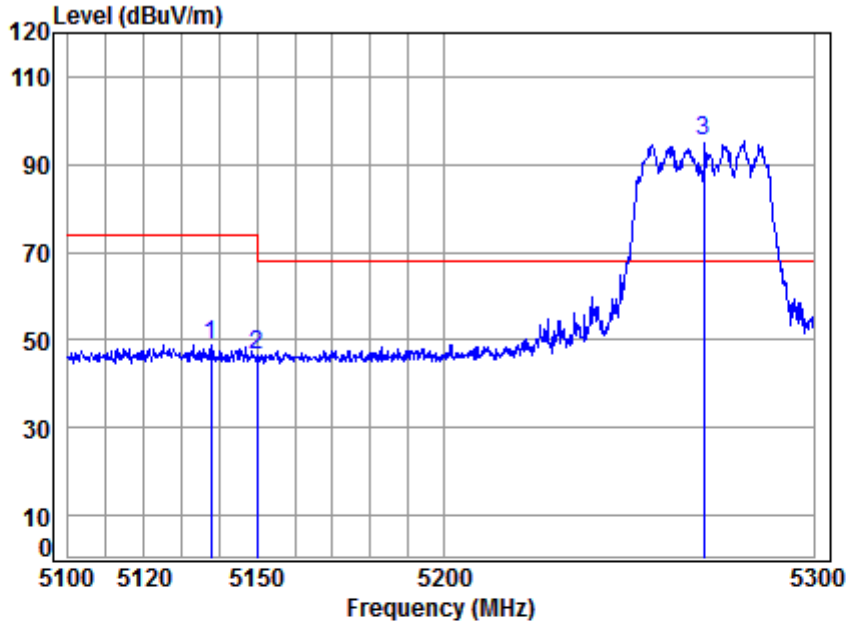
4.9.1.112 11AC40_46_Average_Horizontal



Site : chamber
Condition: 3m HORIZONTAL
Job No : C0005
Mode : 5230 Band edge
NOTE : 5G WIFI 11AC40
: MIMO

	Freq	Cable Loss	Ant Factor	Preamp Factor	Read Level	Level	Limit Line	Over Limit	Remark
	MHz	dB	dB/m	dB	dBuV	dBuV/m	dBuV/m	dB	
1	5230.000	8.45	34.39	43.56	87.22	86.50	-----	-----	Average
2	5350.020	8.63	34.48	43.44	39.15	38.82	54.00	-15.18	Average
3	5356.428	8.64	34.49	43.43	39.36	39.06	54.00	-14.94	Average

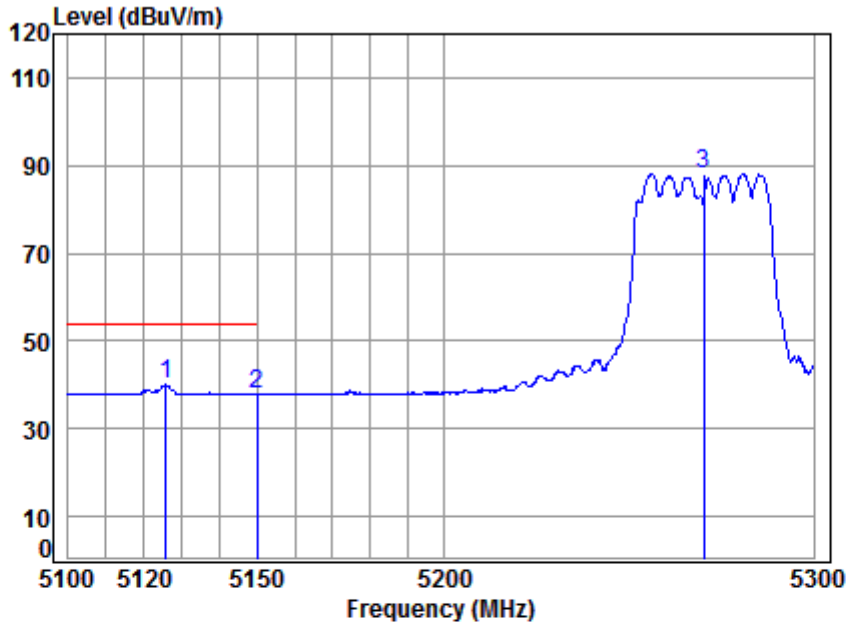
4.9.1.113 11AC40_54_Peak_Vertical



Site : chamber
Condition: 3m VERTICAL
Job No : C0005
Mode : 5270 Band edge
NOTE : 5G WIFI 11AC40
: MIMO

	Freq	Cable Loss	Ant Factor	Preamp Factor	Read Level	Level	Limit Line	Over Limit	Remark
	MHz	dB	dB/m	dB	dBuV	dBuV/m	dBuV/m	dB	
1	5137.608	8.31	34.31	43.66	49.94	48.90	74.00	-25.10	Peak
2	5149.980	8.33	34.32	43.64	47.76	46.77	74.00	-27.23	Peak
3 *	5270.000	8.51	34.42	43.52	96.11	95.52	68.20	27.32	Peak

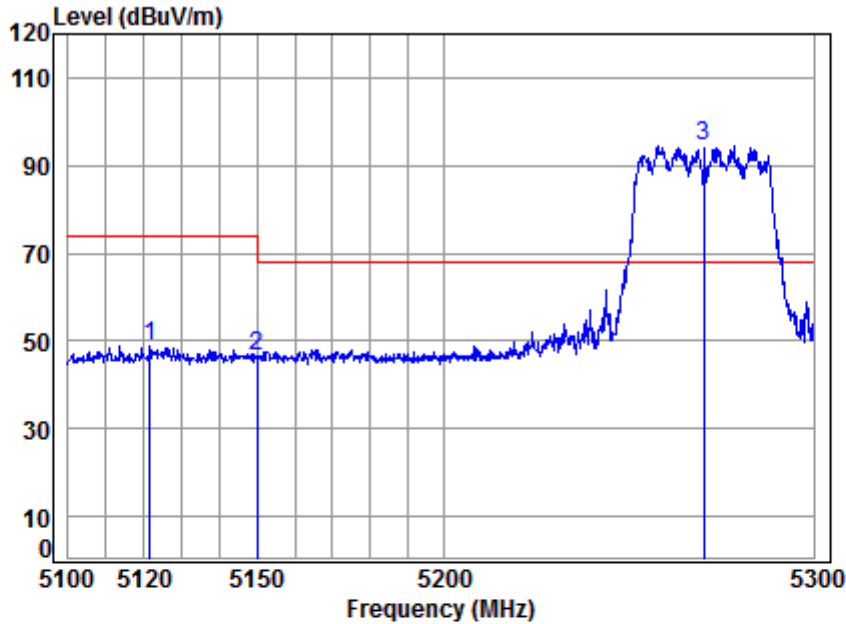
4.9.1.114 11AC40_54_Average_Vertical



Site : chamber
Condition: 3m VERTICAL
Job No : C0005
Mode : 5270 Band edge
NOTE : 5G WIFI 11AC40
: MIMO

	Freq	Cable Loss	Ant Factor	Preamp Factor	Read Level	Level	Limit Line	Over Limit	Remark
	MHz	dB	dB/m	dB	dBuV	dBuV/m	dBuV/m	dB	
1	5125.764	8.29	34.30	43.67	41.05	39.97	54.00	-14.03	Average
2	5149.980	8.33	34.32	43.64	38.92	37.93	54.00	-16.07	Average
3	5270.000	8.51	34.42	43.52	88.77	88.18	-----	-----	Average

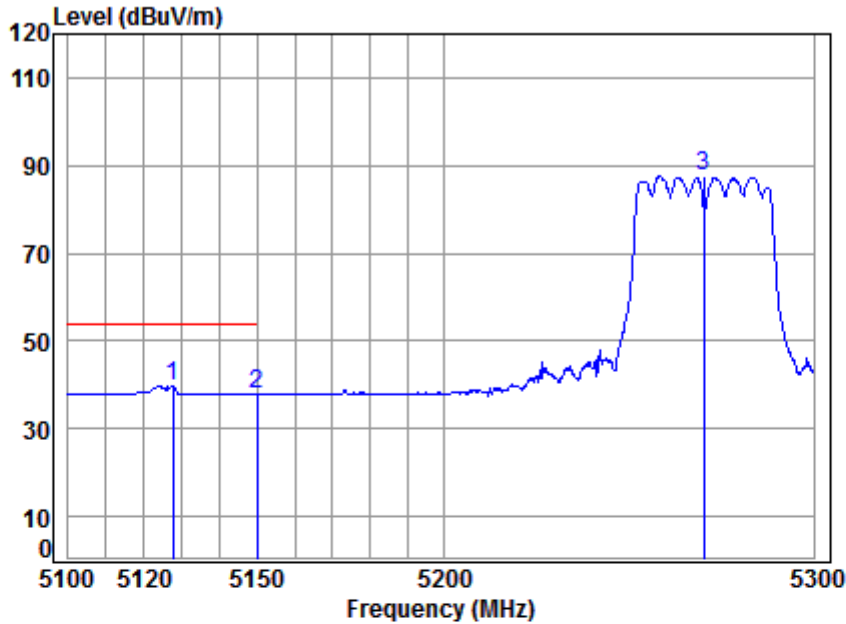
4.9.1.115 11AC40_54_Peak_Horizontal



Site : chamber
 Condition: 3m HORIZONTAL
 Job No : C0005
 Mode : 5270 Band edge
 NOTE : 5G WIFI 11AC40
 : MIMO

	Freq	Cable Loss	Ant Factor	Preamp Factor	Read Level	Level	Limit Line	Over Limit	Remark
	MHz	dB	dB/m	dB	dBuV	dBuV/m	dBuV/m	dB	
1	5121.625	8.28	34.30	43.67	50.01	48.92	74.00	-25.08	peak
2	5149.980	8.33	34.32	43.64	47.44	46.45	74.00	-27.55	peak
3 *	5270.000	8.51	34.42	43.52	95.05	94.46	68.20	26.26	peak

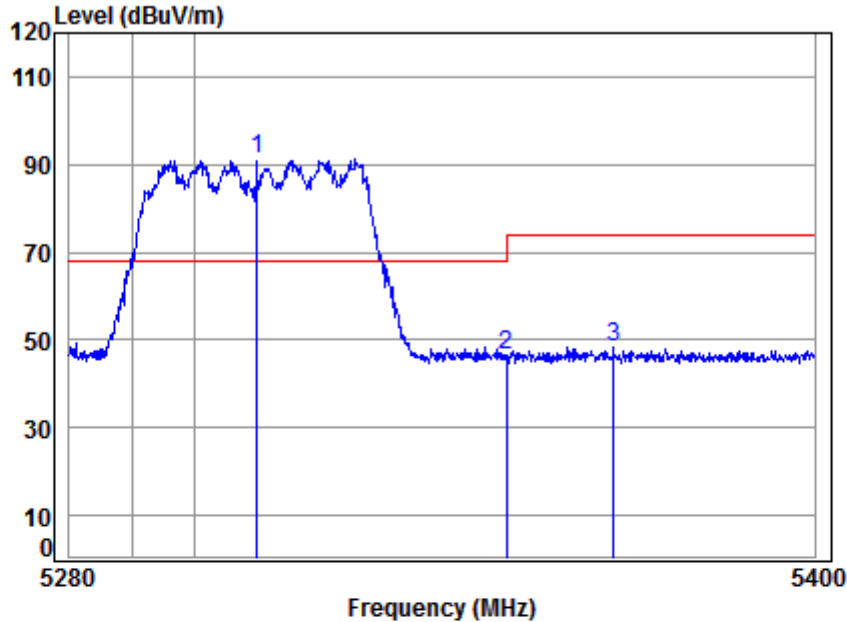
4.9.1.116 11AC40_54_Average_Horizontal



Site : chamber
Condition: 3m HORIZONTAL
Job No : C0005
Mode : 5270 Band edge
NOTE : 5G WIFI 11AC40
: MIMO

	Cable	Ant	Preamp	Read		Limit	Over	
Freq	Loss	Factor	Factor	Level	Level	Line	Limit	Remark
MHz	dB	dB/m	dB	dBuV	dBuV/m	dBuV/m	dB	
1	8.29	34.31	43.67	40.92	39.85	54.00	-14.15	Average
2	8.33	34.32	43.64	38.89	37.90	54.00	-16.10	Average
3	8.51	34.42	43.52	88.22	87.63	-----	-----	Average

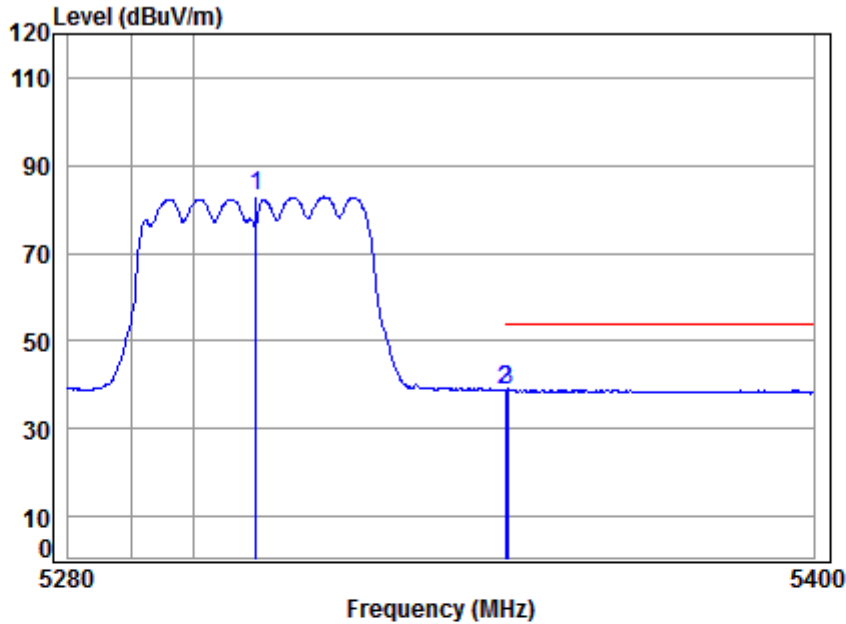
4.9.1.117 11AC40_62_Peak_Vertical



Site : chamber
Condition: 3m VERTICAL
Job No : C0005
Mode : 5310 Band edge
NOTE : 5G WIFI 11AC40
: MIMO

	Cable	Ant	Preamp	Read	Limit	Over		
Freq	Loss	Factor	Factor	Level	Level	Line	Limit	Remark
MHz	dB	dB/m	dB	dBuV	dBuV/m	dBuV/m	dB	
1 *	8.57	34.45	43.48	91.66	91.20	68.20	23.00	Peak
2	8.63	34.48	43.44	46.96	46.63	74.00	-27.37	Peak
3	8.66	34.50	43.42	48.72	48.46	74.00	-25.54	Peak

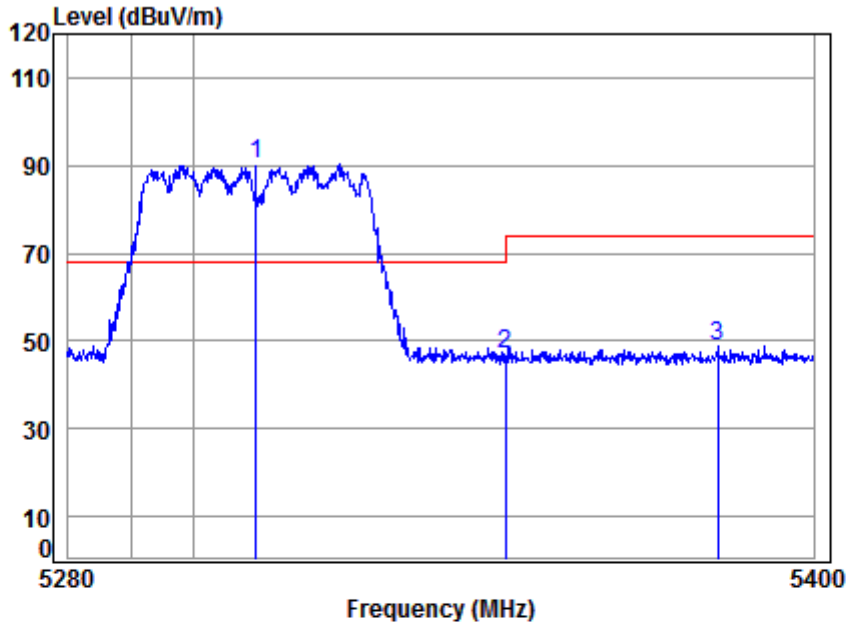
4.9.1.118 11AC40_62_Average_Vertical



Site : chamber
Condition: 3m VERTICAL
Job No : C0005
Mode : 5310 Band edge
NOTE : 5G WIFI 11AC40
: MIMO

	Freq	Cable Loss	Ant Factor	Preamp Factor	Read Level	Level	Limit Line	Over Limit	Remark
	MHz	dB	dB/m	dB	dBuV	dBuV/m	dBuV/m	dB	
1	5310.000	8.57	34.45	43.48	83.32	82.86	-----	-----	Average
2	5350.020	8.63	34.48	43.44	39.19	38.86	54.00	-15.14	Average
3	5350.474	8.63	34.48	43.44	39.29	38.96	54.00	-15.04	Average

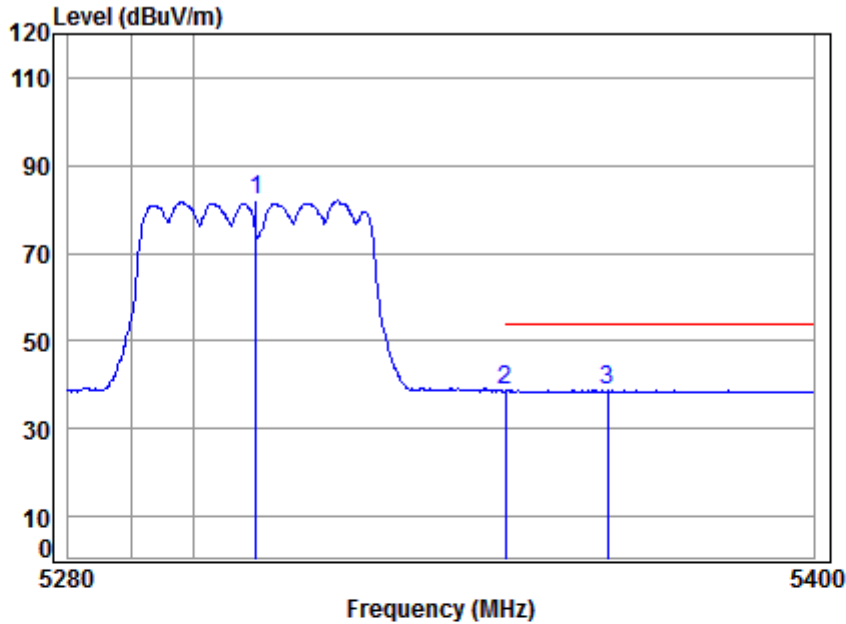
4.9.1.119 11AC40_62_Peak_Horizontal



Site : chamber
Condition: 3m HORIZONTAL
Job No : C0005
Mode : 5310 Band edge
NOTE : 5G WIFI 11AC40
: MIMO

	Cable	Ant	Preamp	Read	Limit	Over		
Freq	Loss	Factor	Factor	Level	Level	Line	Limit	Remark
MHz	dB	dB/m	dB	dBuV	dBuV/m	dBuV/m	dB	
1 *	8.57	34.45	43.48	90.67	90.21	68.20	22.01	peak
2	8.63	34.48	43.44	47.17	46.84	74.00	-27.16	peak
3	8.68	34.51	43.41	49.10	48.88	74.00	-25.12	peak

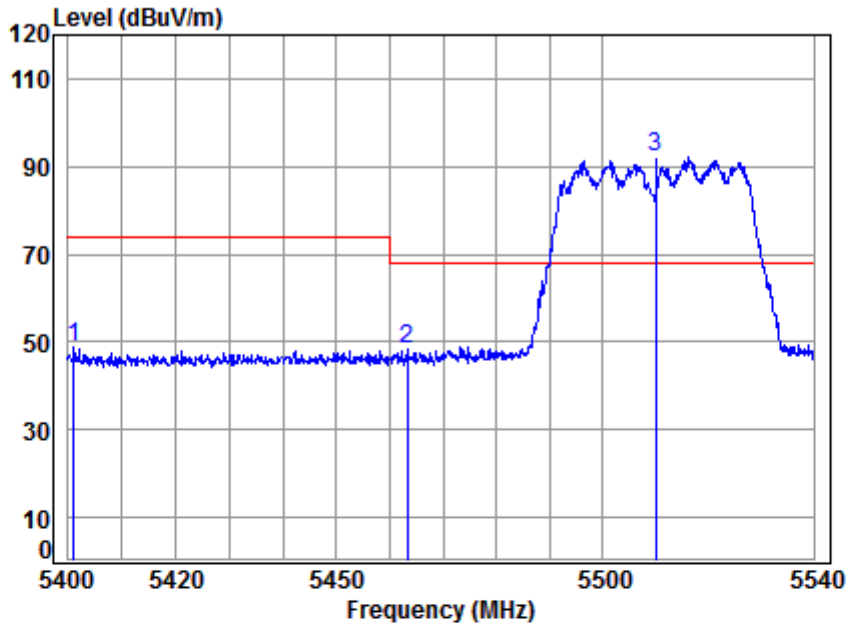
4.9.1.120 11AC40_62_Average_Horizontal



Site : chamber
 Condition: 3m HORIZONTAL
 Job No : C0005
 Mode : 5310 Band edge
 NOTE : 5G WIFI 11AC40
 : MIMO

	Freq	Cable Loss	Ant Factor	Preamp Factor	Read Level	Level	Limit Line	Over Limit	Remark
	MHz	dB	dB/m	dB	dBuV	dBuV/m	dBuV/m	dB	
1	5310.000	8.57	34.45	43.48	82.42	81.96	-----	-----	Average
2	5350.020	8.63	34.48	43.44	39.02	38.69	54.00	-15.31	Average
3	5366.610	8.65	34.50	43.42	39.01	38.74	54.00	-15.26	Average

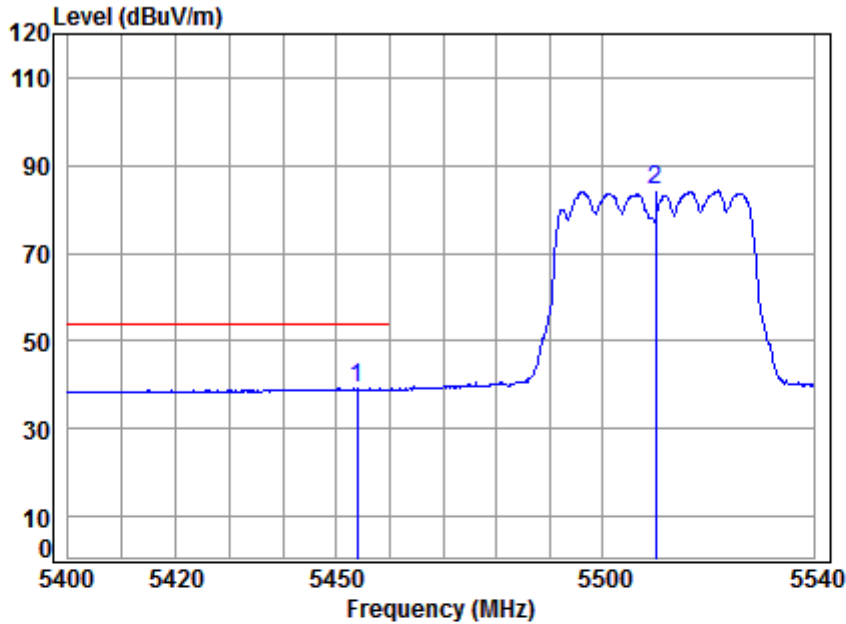
4.9.1.121 11AC40_102_Peak_Vertical



Site : chamber
Condition: 3m VERTICAL
Job No : C0005
Mode : 5510 Band edge
NOTE : 5G WIFI 11AC40
: MIMO

	Freq	Cable Loss	Ant Factor	Preamp Factor	Read Level	Level	Limit Line	Over Limit	Remark
	MHz	dB	dB/m	dB	dBuV	dBuV/m	dBuV/m	dB	
1	5401.106	8.71	34.52	43.39	49.01	48.85	74.00	-25.15	Peak
2	5463.256	8.80	34.57	43.33	48.53	48.57	68.20	-19.63	peak
3 *	5510.000	8.89	34.61	43.28	91.80	92.02	68.20	23.82	Peak

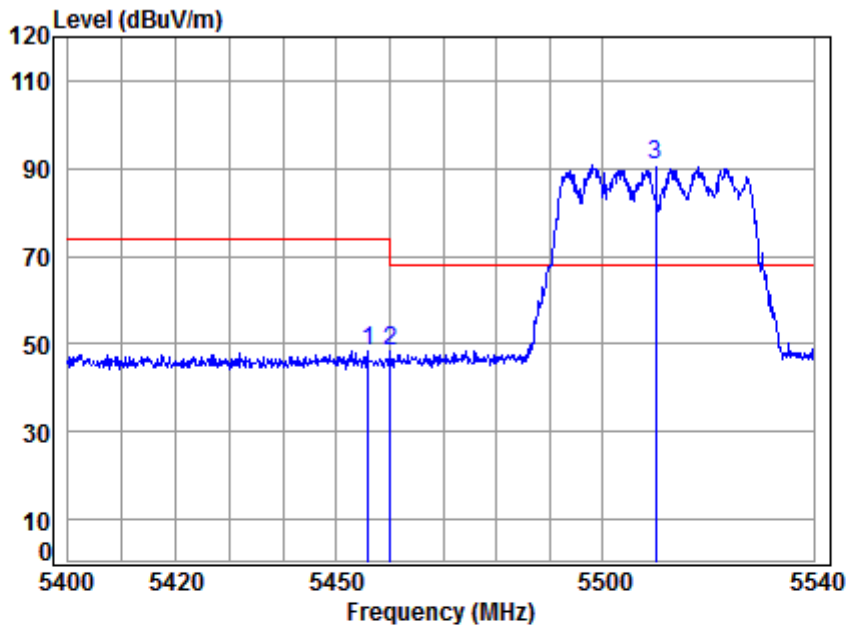
4.9.1.122 11AC40_102_Average_Vertical



Site : chamber
 Condition: 3m VERTICAL
 Job No : C0005
 Mode : 5510 Band edge
 NOTE : 5G WIFI 11AC40
 : MIMO

	Freq	Cable Loss	Ant Factor	Preamp Factor	Read Level	Limit Level	Over Limit	Remark
	MHz	dB	dB/m	dB	dBuV	dBuV/m	dBuV/m	dB
1	5453.895	8.78	34.56	43.34	39.32	39.32	54.00	-14.68 Average
2	5510.000	8.89	34.61	43.28	83.98	84.20	-----	----- Average

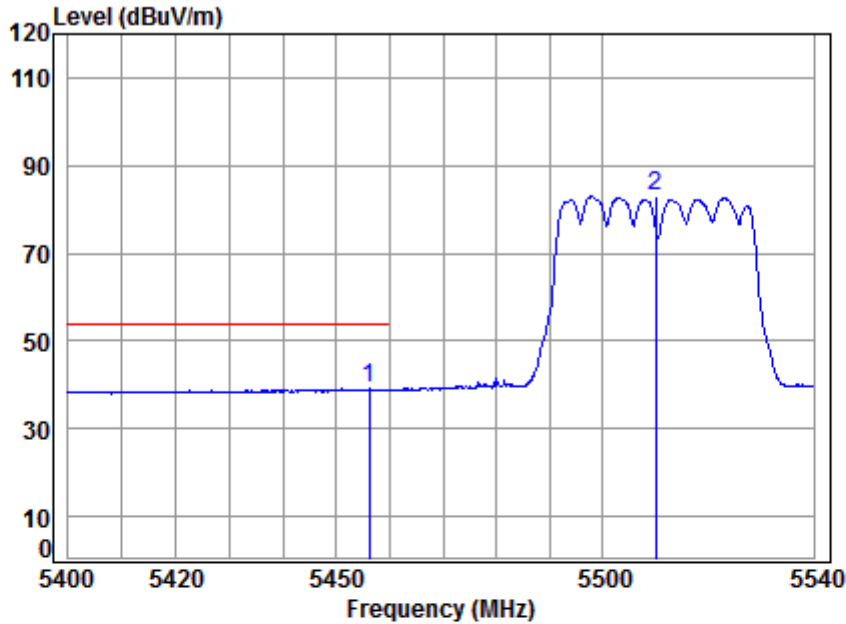
4.9.1.123 11AC40_102_Peak_Horizontal



Site : chamber
Condition: 3m HORIZONTAL
Job No : C0005
Mode : 5510 Band edge
NOTE : 5G WIFI 11AC40
: MIMO

	Freq	Cable Loss	Ant Factor	Preamp Factor	Read Level	Level	Limit Line	Over Limit	Remark
	MHz	dB	dB/m	dB	dBuV	dBuV/m	dBuV/m	dB	
1	5455.850	8.79	34.57	43.34	48.34	48.36	74.00	-25.64	peak
2	5460.041	8.79	34.57	43.33	48.32	48.35	68.20	-19.85	peak
3 *	5510.000	8.89	34.61	43.28	90.44	90.66	68.20	22.46	peak

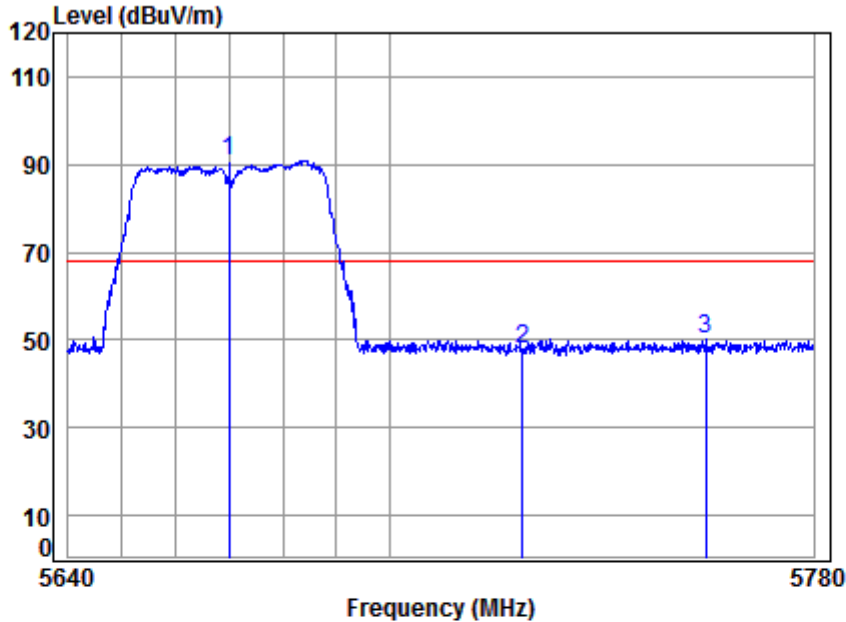
4.9.1.124 11AC40_102_Average_Horizontal



Site : chamber
Condition: 3m HORIZONTAL
Job No : C0005
Mode : 5510 Band edge
NOTE : 5G WIFI 11AC40
: MIMO

	Freq	Cable Loss	Ant Factor	Preamp Factor	Read Level	Level	Limit Line	Over Limit	Remark
	MHz	dB	dB/m	dB	dBuV	dBuV/m	dBuV/m	dB	
1	5456.129	8.79	34.57	43.34	39.13	39.15	54.00	-14.85	Average
2	5510.000	8.89	34.61	43.28	82.76	82.98	-----	-----	Average

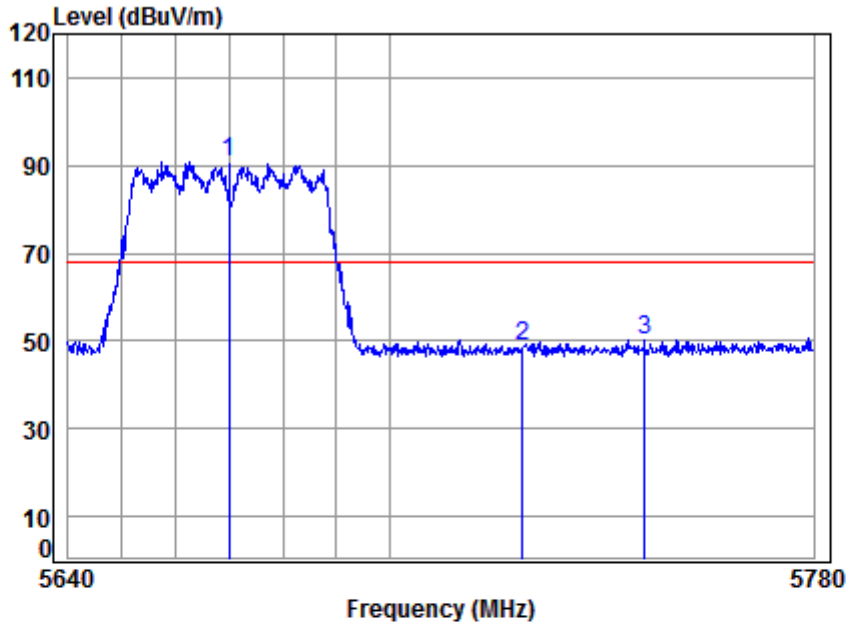
4.9.1.125 11AC40_134_Peak_Vertical



Site : chamber
 Condition: 3m VERTICAL
 Job No : C0005
 Mode : 5670 Band edge
 NOTE : 5G WIFI 11AC40
 : MIMO

	Cable	Ant	Preamp	Read	Limit	Over		
Freq	Loss	Factor	Factor	Level	Level	Line	Limit	Remark
MHz	dB	dB/m	dB	dBuV	dBuV/m	dBuV/m	dB	
1 *	9.45	34.77	43.13	89.84	90.93	68.20	22.73	Peak
2	9.64	34.83	43.08	46.51	47.90	68.20	-20.30	Peak
3	9.76	34.87	43.05	48.61	50.19	68.20	-18.01	Peak

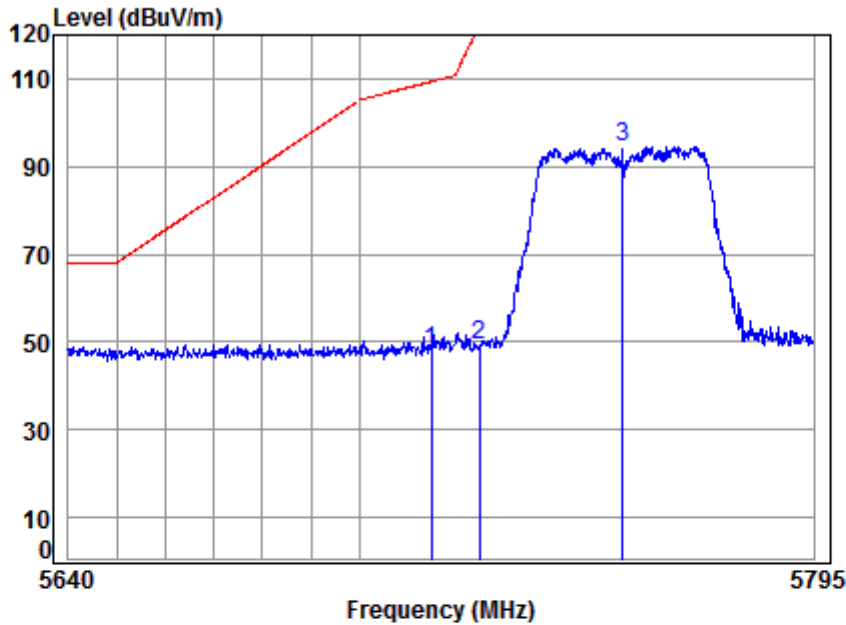
4.9.1.126 11AC40_134_Peak_Horizontal



Site : chamber
Condition: 3m HORIZONTAL
Job No : C0005
Mode : 5670 Band edge
NOTE : 5G WIFI 11AC40
: MIMO

	Cable	Ant	Preamp	Read	Limit	Over		
Freq	Loss	Factor	Factor	Level	Level	Line	Limit	Remark
MHz	dB	dB/m	dB	dBuV	dBuV/m	dBuV/m	dB	
1 *	9.45	34.77	43.13	89.83	90.92	68.20	22.72	peak
2	9.64	34.83	43.08	47.62	49.01	68.20	-19.19	peak
3	9.72	34.85	43.06	48.75	50.26	68.20	-17.94	peak

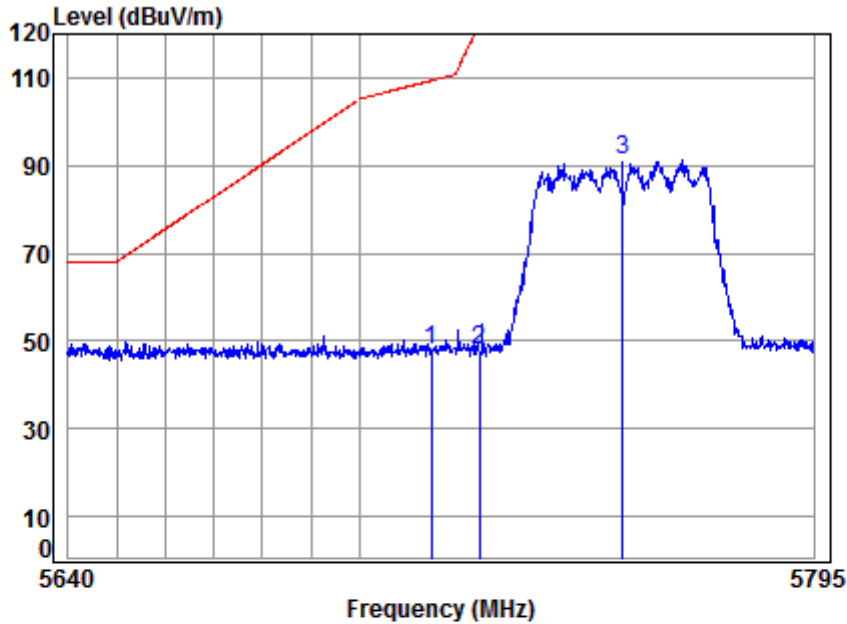
4.9.1.127 11AC40_151_Peak_Vertical



Site : chamber
Condition: 3m VERTICAL
Job No : C0005
Mode : 5755 Band edge
NOTE : 5G WIFI 11AC40
: MIMO

	Cable	Ant	Preamp	Read	Limit	Over		
Freq	Loss	Factor	Factor	Level	Level	Line	Limit	Remark
MHz	dB	dB/m	dB	dBuV	dBuV/m	dBuV/m	dB	
1	5715.000	9.61	34.82	43.09	46.48	47.82	109.40	-61.58 peak
2	5725.000	9.64	34.83	43.08	48.05	49.44	122.20	-72.76 peak
3	5755.000	9.75	34.86	43.05	93.04	94.60	125.20	-30.60 peak

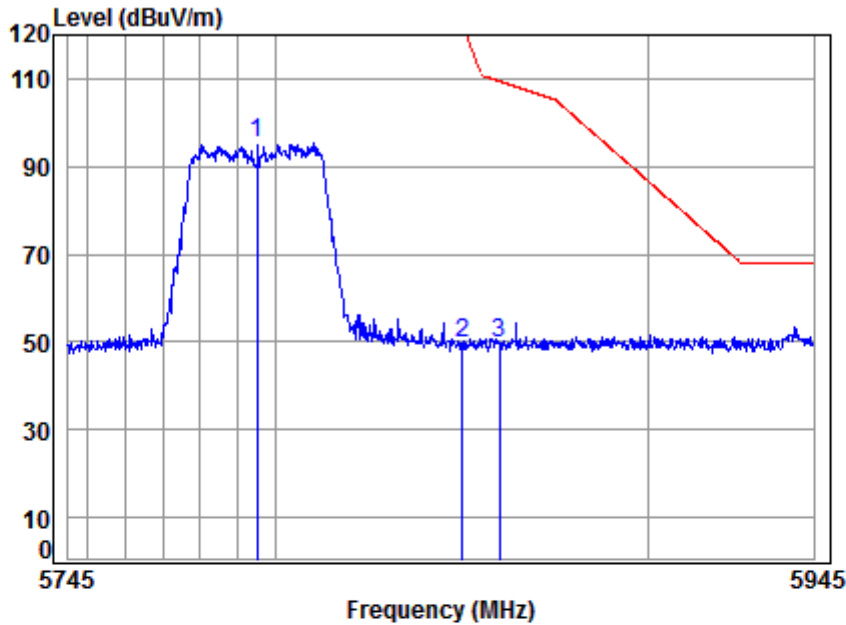
4.9.1.128 11AC40_151_Peak_Horizontal



Site : chamber
Condition: 3m HORIZONTAL
Job No : C0005
Mode : 5755 Band edge
NOTE : 5G WIFI 11AC40
: MIMO

	Freq	Cable Loss	Ant Factor	Preamp Factor	Read Level	Limit Level	Limit Line	Over Limit	Remark
	MHz	dB	dB/m	dB	dBuV	dBuV/m	dBuV/m	dB	
1	5715.000	9.61	34.82	43.09	46.37	47.71	109.40	-61.69	peak
2	5725.000	9.64	34.83	43.08	46.56	47.95	122.20	-74.25	peak
3	5755.000	9.75	34.86	43.05	89.53	91.09	125.20	-34.11	peak

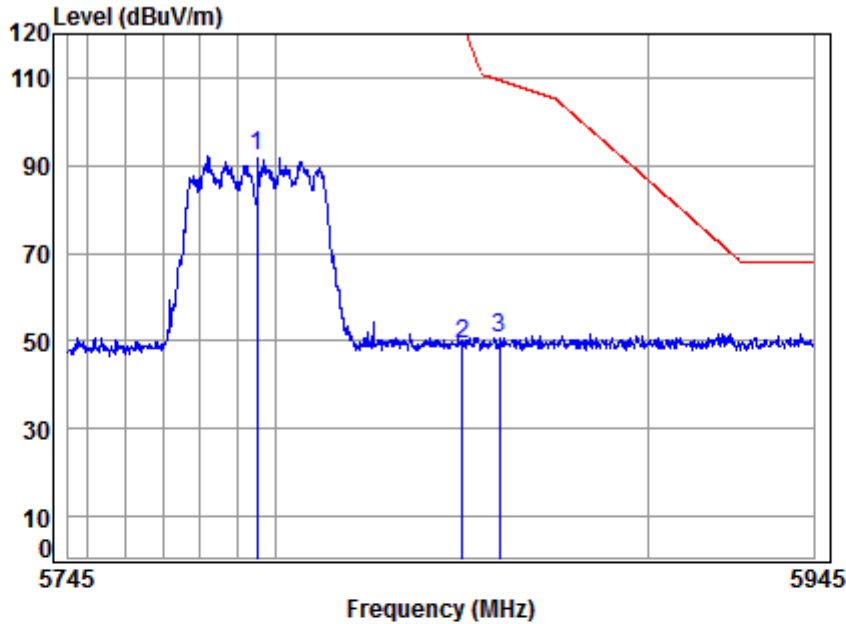
4.9.1.129 11AC40_159_Peak_Vertical



Site : chamber
Condition: 3m VERTICAL
Job No : C0005
Mode : 5795 Band edge
NOTE : 5G WIFI 11AC40
: MIMO

	Cable	Ant	Preamp	Read	Limit	Over		
Freq	Loss	Factor	Factor	Level	Level	Line	Limit	Remark
MHz	dB	dB/m	dB	dBuV	dBuV/m	dBuV/m	dB	
1	5795.000	9.88	34.90	43.02	93.70	95.46	125.20	-29.74 peak
2	5850.000	10.07	34.95	42.96	47.52	49.58	122.20	-72.62 peak
3	5860.000	10.10	34.96	42.96	47.42	49.52	109.40	-59.88 peak

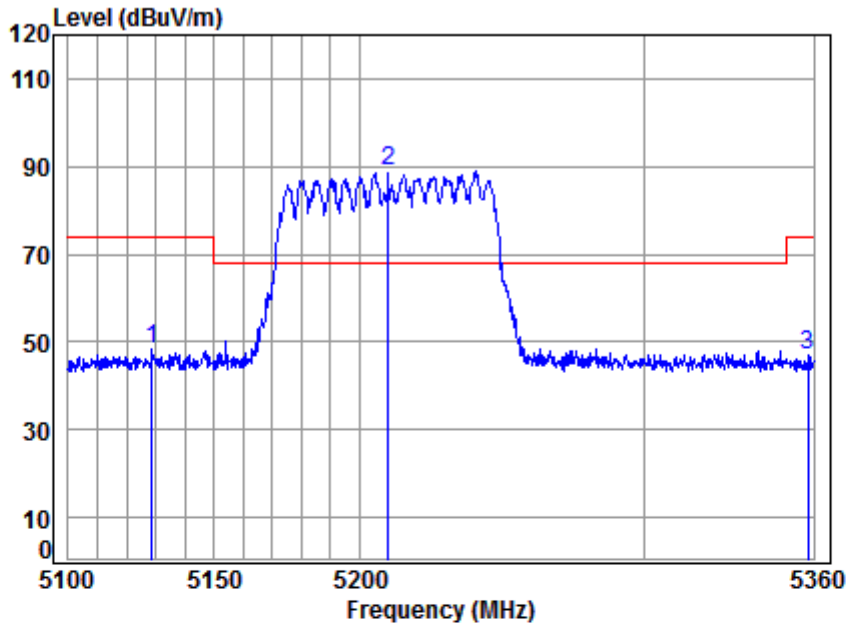
4.9.1.130 11AC40_159_Peak_Horizontal



Site : chamber
Condition: 3m HORIZONTAL
Job No : C0005
Mode : 5795 Band edge
NOTE : 5G WIFI 11AC40
: MIMO

	Freq	Cable Loss	Ant Factor	Preamp Factor	Read Level	Limit Level	Limit Line	Over Limit	Remark
	MHz	dB	dB/m	dB	dBuV	dBuV/m	dBuV/m	dB	
1	5795.000	9.88	34.90	43.02	90.40	92.16	125.20	-33.04	peak
2	5850.000	10.07	34.95	42.96	47.03	49.09	122.20	-73.11	peak
3	5860.000	10.10	34.96	42.96	48.57	50.67	109.40	-58.73	peak

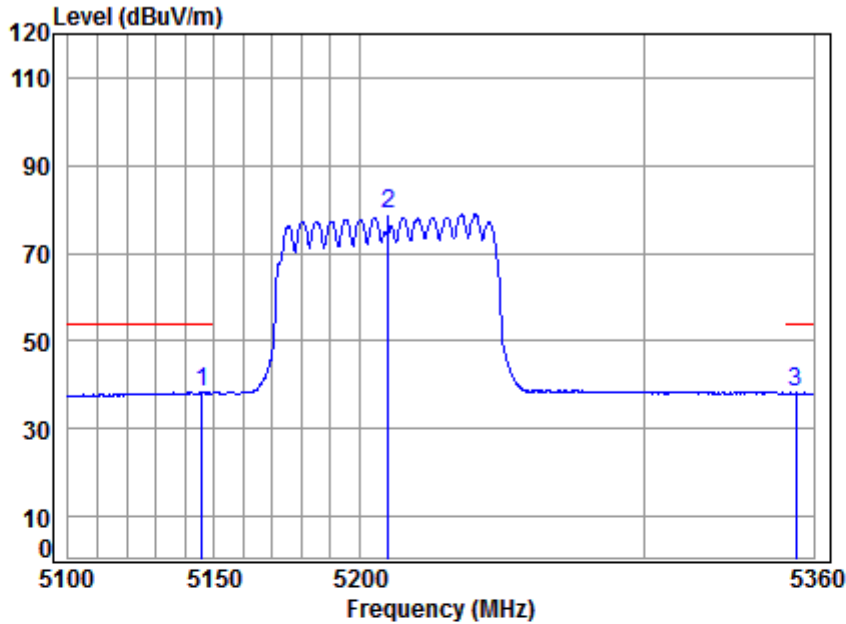
4.9.1.131 11AC80_42_Peak_Vertical



Site : chamber
Condition: 3m VERTICAL
Job No : C0005
Mode : 5210 Band edge
NOTE : 5G WIFI 11AC80
: MIMO

	Freq	Cable Loss	Ant Factor	Preamp Factor	Read Level	Level	Limit Line	Over Limit	Remark
	MHz	dB	dB/m	dB	dBuV	dBuV/m	dBuV/m	dB	
1	5128.736	8.29	34.31	43.66	49.39	48.33	74.00	-25.67	peak
2 *	5210.000	8.42	34.37	43.58	89.59	88.80	68.20	20.60	peak
3	5357.868	8.64	34.49	43.43	47.23	46.93	74.00	-27.07	peak

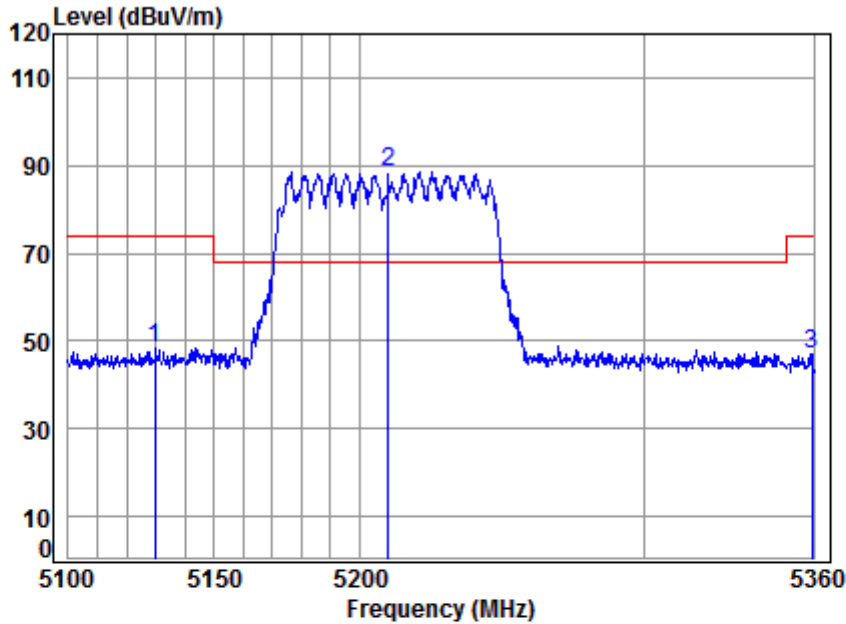
4.9.1.132 11AC80_42_Average_Vertical



Site : chamber
Condition: 3m VERTICAL
Job No : C0005
Mode : 5210 Band edge
NOTE : 5G WIFI 11AC80
: MIMO

	Freq	Cable Loss	Ant Factor	Preamp Factor	Read Level	Level	Limit Line	Over Limit	Remark
	MHz	dB	dB/m	dB	dBuV	dBuV/m	dBuV/m	dB	
1	5145.595	8.32	34.32	43.65	39.30	38.29	54.00	-15.71	Average
2	5210.000	8.42	34.37	43.58	79.61	78.82	-----	-----	Average
3	5353.607	8.63	34.49	43.44	38.48	38.16	54.00	-15.84	Average

4.9.1.133 11AC80_42_Peak_Horizontal

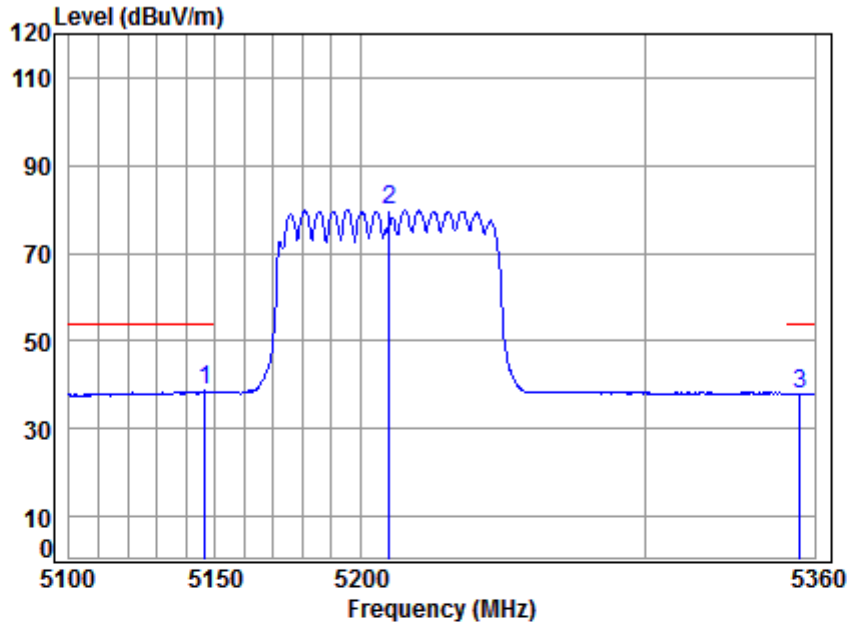


Site : chamber
 Condition: 3m HORIZONTAL
 Job No : C0005
 Mode : 5210 Band edge
 NOTE : 5G WIFI 11AC80
 : MIMO

	Freq	Cable Loss	Ant Factor	Preamp Factor	Read Level	Level	Limit Line	Over Limit	Remark
	MHz	dB	dB/m	dB	dBuV	dBuV/m	dBuV/m	dB	
1	5129.756	8.29	34.31	43.66	49.47	48.41	74.00	-25.59	peak
2 *	5210.000	8.42	34.37	43.58	89.53	88.74	68.20	20.54	peak
3	5359.467	8.64	34.49	43.43	47.50	47.20	74.00	-26.80	peak



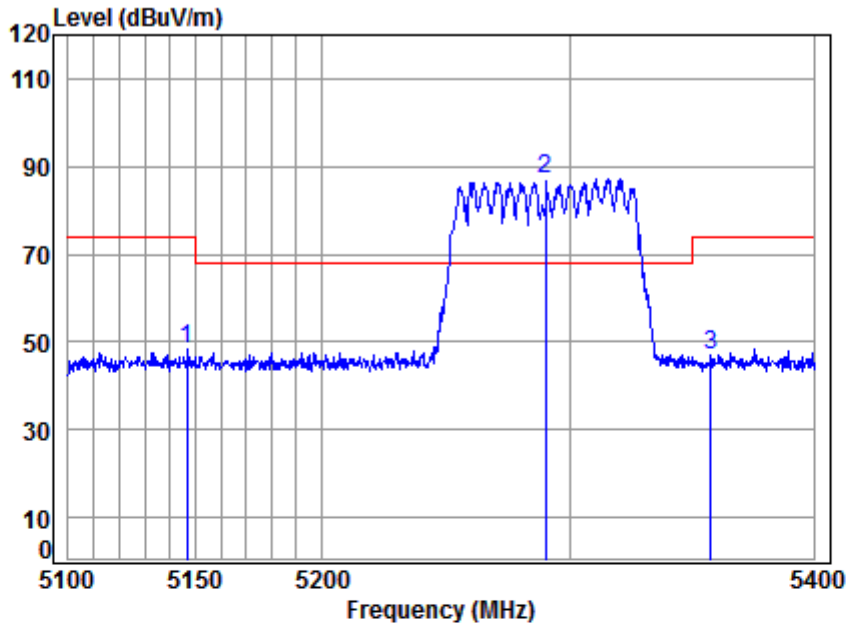
4.9.1.134 11AC80_42_Average_Horizontal



Site : chamber
Condition: 3m HORIZONTAL
Job No : C0005
Mode : 5210 Band edge
NOTE : 5G WIFI 11AC80
: MIMO

	Freq	Cable Loss	Ant Factor	Preamp Factor	Read Level	Level	Limit Line	Over Limit	Remark
	MHz	dB	dB/m	dB	dBuV	dBuV/m	dBuV/m	dB	
1	5146.363	8.32	34.32	43.65	39.59	38.58	54.00	-15.42	Average
2	5210.000	8.42	34.37	43.58	80.61	79.82	-----	-----	Average
3	5354.938	8.64	34.49	43.44	38.41	38.10	54.00	-15.90	Average

4.9.1.135 11AC80_58_Peak_Vertical

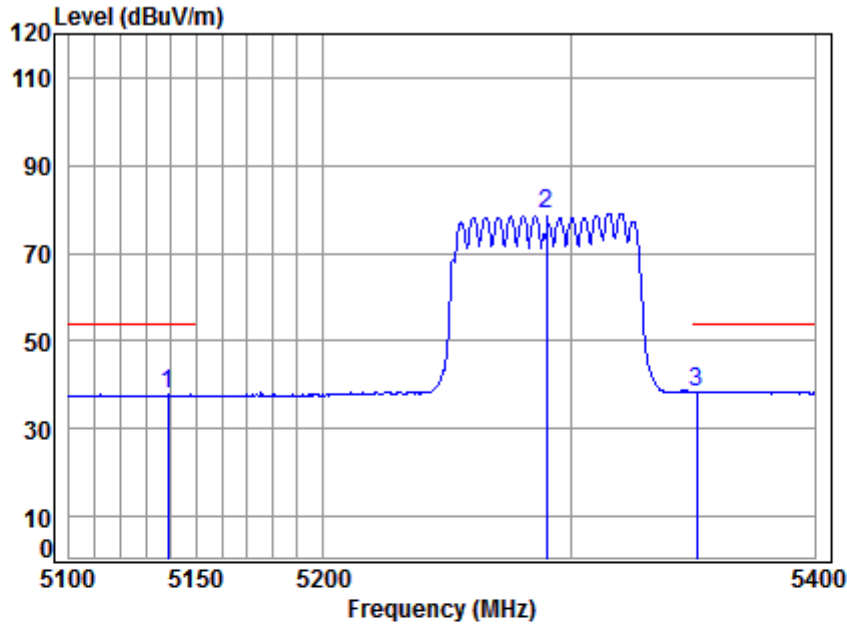


Site : chamber
Condition: 3m VERTICAL
Job No : C0005
Mode : 5290 Band edge
NOTE : 5G WIFI 11AC80
: MIMO

	Freq	Cable Loss	Ant Factor	Preamp Factor	Read Level	Level	Limit Line	Over Limit	Remark
	MHz	dB	dB/m	dB	dBuV	dBuV/m	dBuV/m	dB	
1	5146.855	8.32	34.32	43.65	49.26	48.25	74.00	-25.75	peak
2 *	5290.000	8.54	34.44	43.50	87.52	87.00	68.20	18.80	peak
3	5357.573	8.64	34.49	43.43	47.32	47.02	74.00	-26.98	peak



4.9.1.136 11AC80_58_Average_Vertical

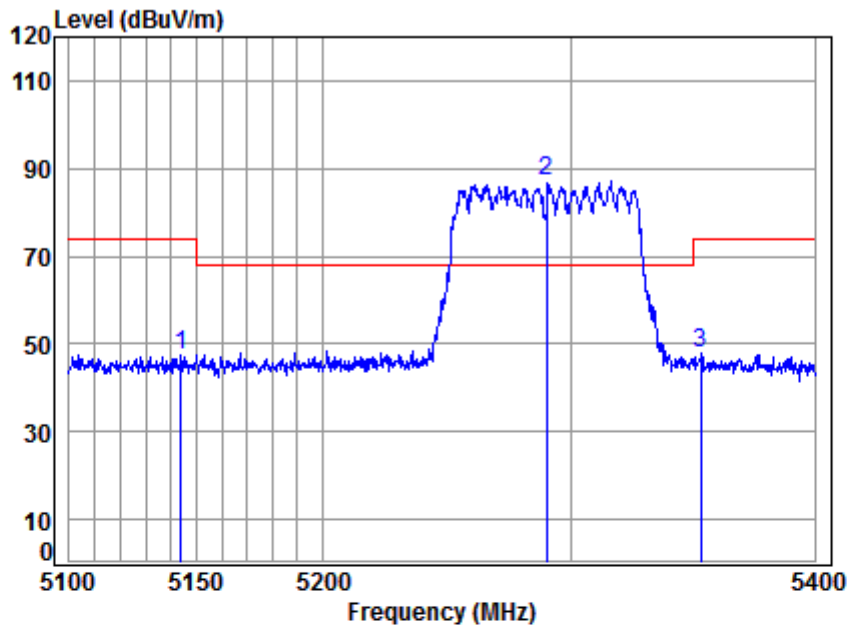


Site : chamber
Condition: 3m VERTICAL
Job No : C0005
Mode : 5290 Band edge
NOTE : 5G WIFI 11AC80
: MIMO

	Freq	Cable Loss	Ant Factor	Preamp Factor	Read Level	Level	Limit Line	Over Limit	Remark
	MHz	dB	dB/m	dB	dBuV	dBuV/m	dBuV/m	dB	
1	5138.918	8.31	34.32	43.65	38.74	37.72	54.00	-16.28	Average
2	5290.000	8.54	34.44	43.50	79.68	79.16	-----	-----	Average
3	5351.452	8.63	34.49	43.44	38.81	38.49	54.00	-15.51	Average



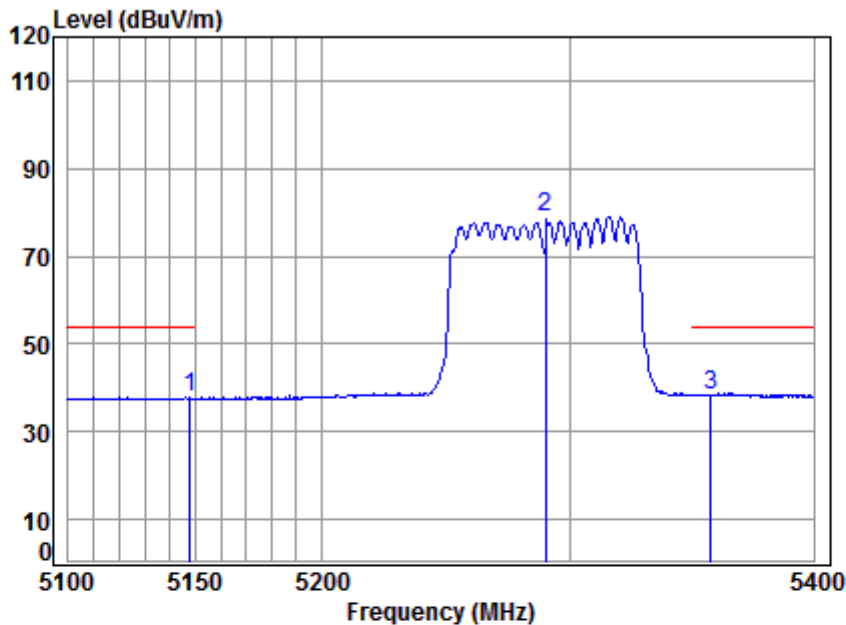
4.9.1.137 11AC80_58_Peak_Horizontal



Site : chamber
Condition: 3m HORIZONTAL
Job No : C0005
Mode : 5290 Band edge
NOTE : 5G WIFI 11AC80
: MIMO

	Freq	Cable Loss	Ant Factor	Preamp Factor	Read Level	Level	Limit Line	Over Limit	Remark
	MHz	dB	dB/m	dB	dBuV	dBuV/m	dBuV/m	dB	
1	5143.914	8.32	34.32	43.65	48.44	47.43	74.00	-26.57	peak
2 *	5290.000	8.54	34.44	43.50	87.84	87.32	68.20	19.12	peak
3	5353.288	8.63	34.49	43.44	48.06	47.74	74.00	-26.26	peak

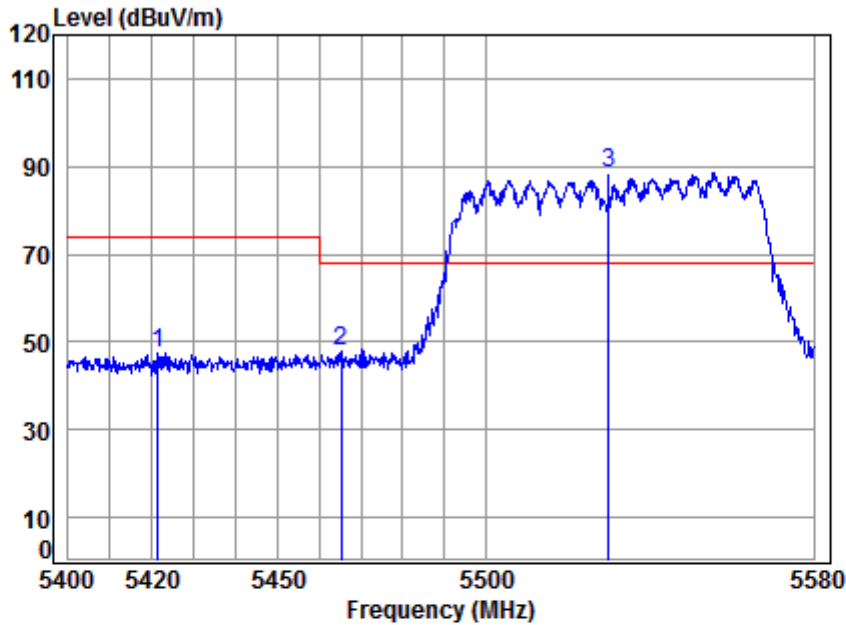
4.9.1.138 11AC80_58_Average_Horizontal



Site : chamber
 Condition: 3m HORIZONTAL
 Job No : C0005
 Mode : 5290 Band edge
 NOTE : 5G WIFI 11AC80
 : MIMO

	Freq	Cable Loss	Ant Factor	Preamp Factor	Read Level	Limit Level	Over Limit	Remark
	MHz	dB	dB/m	dB	dBuV	dBuV/m	dBuV/m	dB
1	5148.032	8.32	34.32	43.64	38.69	37.69	54.00	-16.31 Average
2	5290.000	8.54	34.44	43.50	79.55	79.03	-----	----- Average
3	5357.573	8.64	34.49	43.43	38.83	38.53	54.00	-15.47 Average

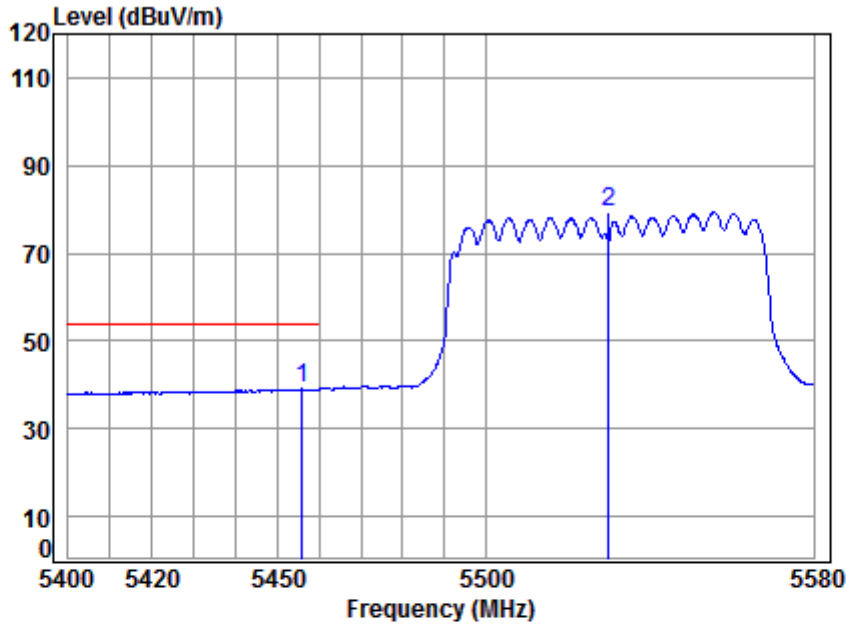
4.9.1.139 11AC80_106_Peak_Vertical



Site : chamber
Condition: 3m VERTICAL
Job No : C0005
Mode : 5530 Band edge
NOTE : 5G WIFI 11AC80
: MIMO

	Freq	Cable Loss	Ant Factor	Preamp Factor	Read Level	Level	Limit Line	Over Limit	Remark
	MHz	dB	dB/m	dB	dBuV	dBuV/m	dBuV/m	dB	
1	5421.467	8.74	34.54	43.37	47.66	47.57	74.00	-26.43	peak
2	5465.196	8.80	34.57	43.33	47.76	47.80	68.20	-20.40	peak
3 *	5530.000	8.96	34.63	43.26	88.34	88.67	68.20	20.47	peak

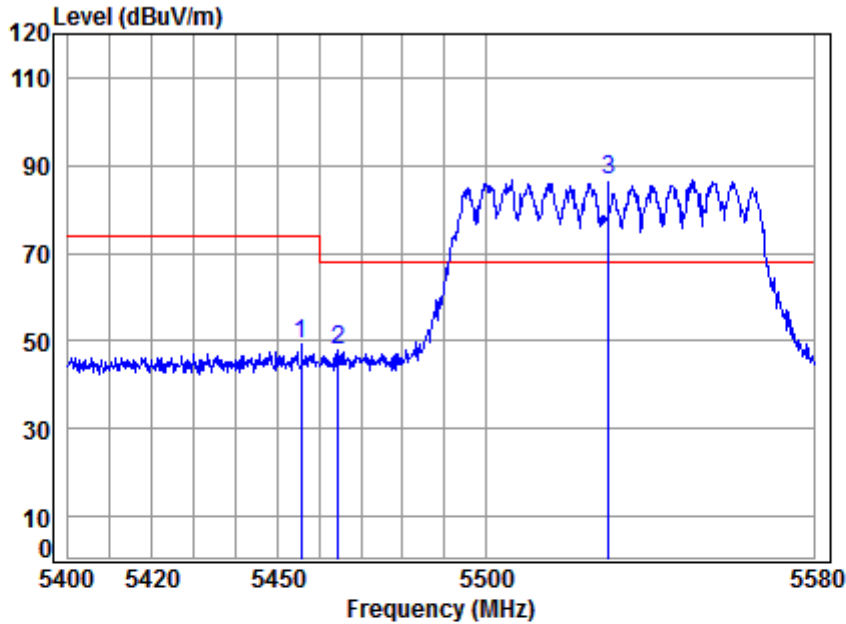
4.9.1.140 11AC80_106_Average_Vertical



Site : chamber
 Condition: 3m VERTICAL
 Job No : C0005
 Mode : 5530 Band edge
 NOTE : 5G WIFI 11AC80
 : MIMO

	Freq	Cable Loss	Ant Factor	Preamp Factor	Read Level	Level	Limit Line	Over Limit	Remark
	MHz	dB	dB/m	dB	dBuV	dBuV/m	dBuV/m	dB	
1	5455.886	8.79	34.57	43.34	39.01	39.03	54.00	-14.97	Average
2	5530.000	8.96	34.63	43.26	78.93	79.26	-----	-----	Average

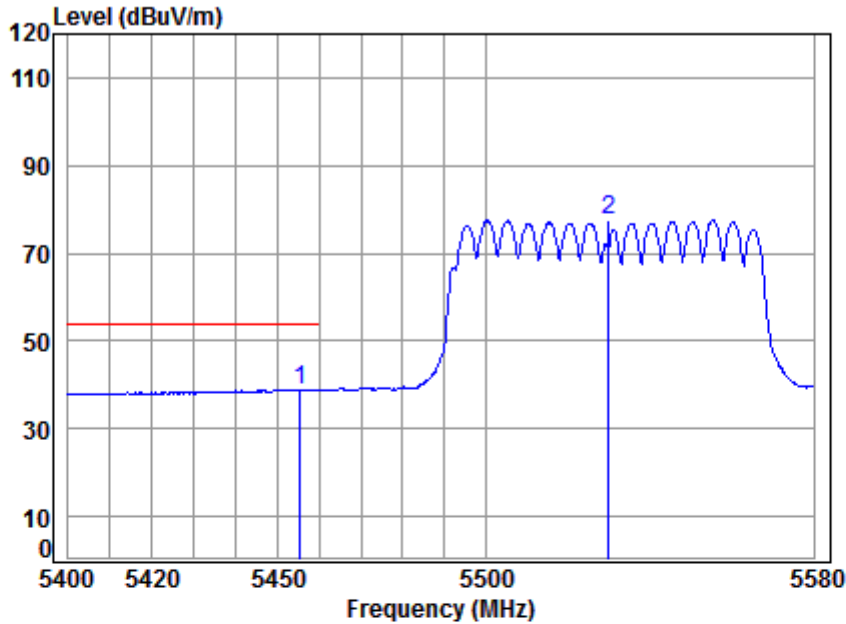
4.9.1.141 11AC80_106_Peak_Horizontal



Site : chamber
Condition: 3m HORIZONTAL
Job No : C0005
Mode : 5530 Band edge
NOTE : 5G WIFI 11AC80
: MIMO

	Freq	Cable Loss	Ant Factor	Preamp Factor	Read Level	Level	Limit Line	Over Limit	Remark
	MHz	dB	dB/m	dB	dBuV	dBuV/m	dBuV/m	dB	
1	5455.707	8.79	34.57	43.34	49.24	49.26	74.00	-24.74	peak
2	5464.479	8.80	34.57	43.33	47.70	47.74	68.20	-20.46	peak
3 *	5530.000	8.96	34.63	43.26	86.46	86.79	68.20	18.59	peak

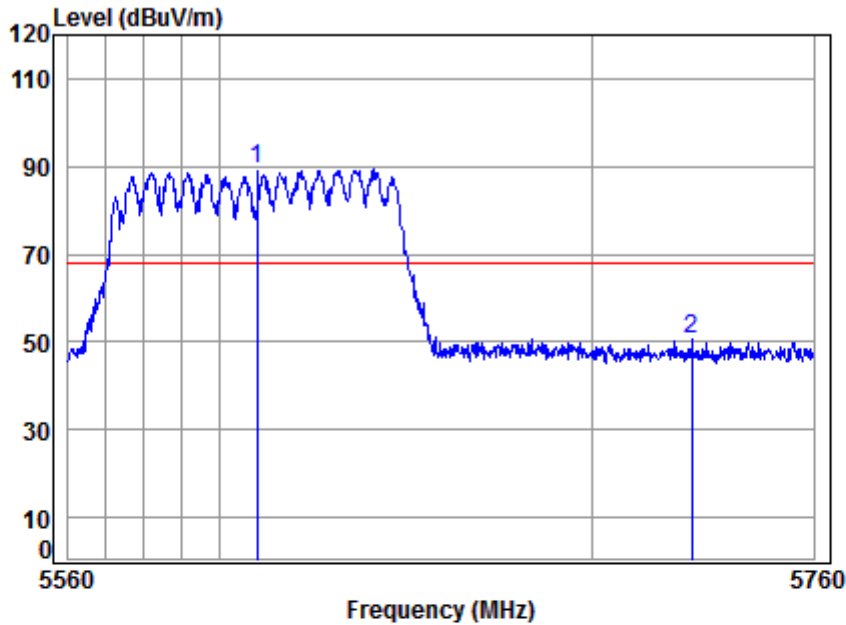
4.9.1.142 11AC80_106_Average_Horizontal



Site : chamber
Condition: 3m HORIZONTAL
Job No : C0005
Mode : 5530 Band edge
NOTE : 5G WIFI 11AC80
: MIMO

	Freq	Cable Loss	Ant Factor	Preamp Factor	Read Level	Level	Limit Line	Over Limit	Remark
	MHz	dB	dB/m	dB	dBuV	dBuV/m	dBuV/m	dB	
1	5455.349	8.79	34.57	43.34	38.92	38.94	54.00	-15.06	Average
2	5530.000	8.96	34.63	43.26	77.22	77.55	-----	-----	Average

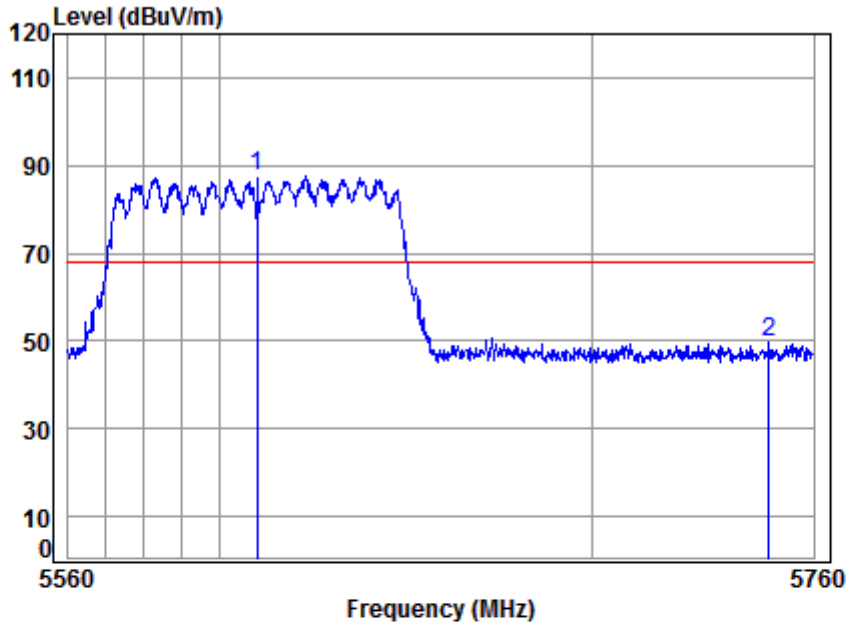
4.9.1.143 11AC80_122_Peak_Vertical



Site : chamber
Condition: 3m VERTICAL
Job No : C0005
Mode : 5610 Band edge
NOTE : 5G WIFI 11AC80
: MIMO

	Cable	Ant	Preamp	Read	Limit	Over		
Freq	Loss	Factor	Factor	Level	Level	Line	Limit	Remark
MHz	dB	dB/m	dB	dBuV	dBuV/m	dBuV/m	dB	
1 * 5610.000	9.24	34.71	43.19	88.69	89.45	68.20	21.25	peak
2 5726.713	9.65	34.83	43.08	49.44	50.84	68.20	-17.36	peak

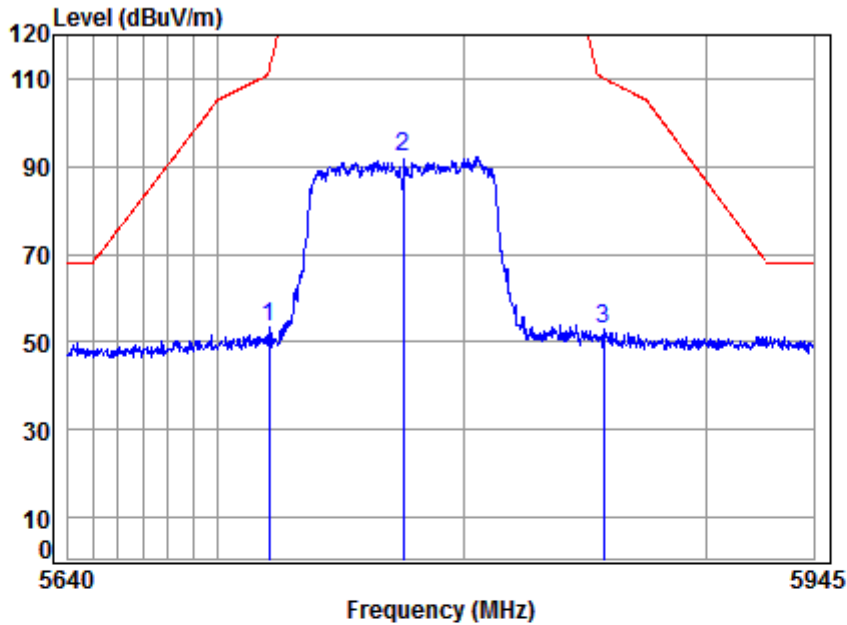
4.9.1.144 11AC80_122_Peak_Horizontal



Site : chamber
Condition: 3m HORIZONTAL
Job No : C0005
Mode : 5610 Band edge
NOTE : 5G WIFI 11AC80
: MIMO

	Cable	Ant	Preamp	Read	Limit	Over		
Freq	Loss	Factor	Factor	Level	Level	Line	Limit	Remark
MHz	dB	dB/m	dB	dBuV	dBuV/m	dBuV/m	dB	
1 *	9.24	34.71	43.19	86.79	87.55	68.20	19.35	peak
2	9.72	34.85	43.06	48.24	49.75	68.20	-18.45	peak

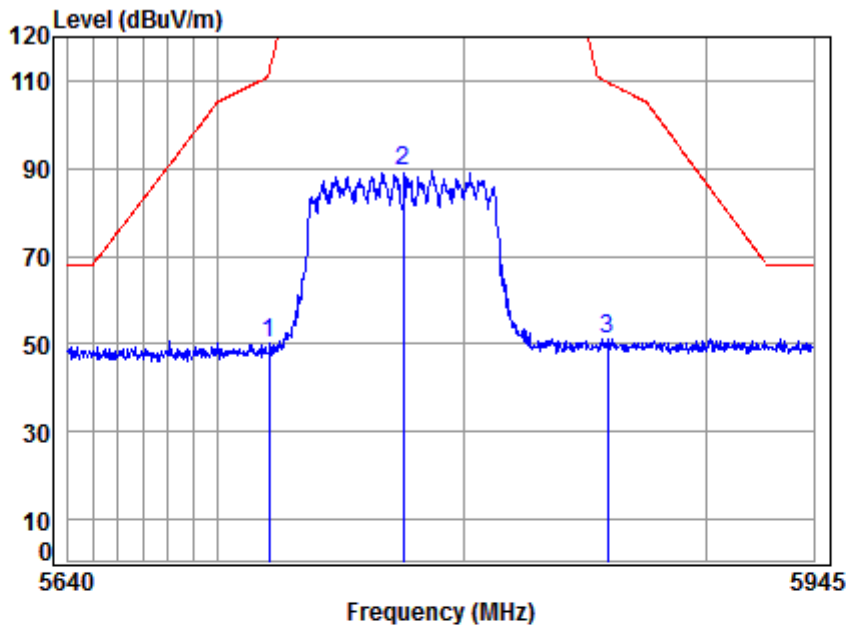
4.9.1.145 11AC80_155_Peak_Vertical



Site : chamber
Condition: 3m VERTICAL
Job No : C0005
Mode : 5775 Band edge
NOTE : 5G WIFI 11AC80
: MIMO

	Freq	Cable Loss	Ant Factor	Preamp Factor	Read Level	Level	Limit Line	Over Limit	Remark
	MHz	dB	dB/m	dB	dBuV	dBuV/m	dBuV/m	dB	
1	5720.773	9.63	34.83	43.08	51.99	53.37	112.56	-59.19	peak
2	5775.000	9.81	34.88	43.03	90.48	92.14	125.20	-33.06	peak
3	5857.666	10.10	34.96	42.96	50.92	53.02	110.05	-57.03	peak

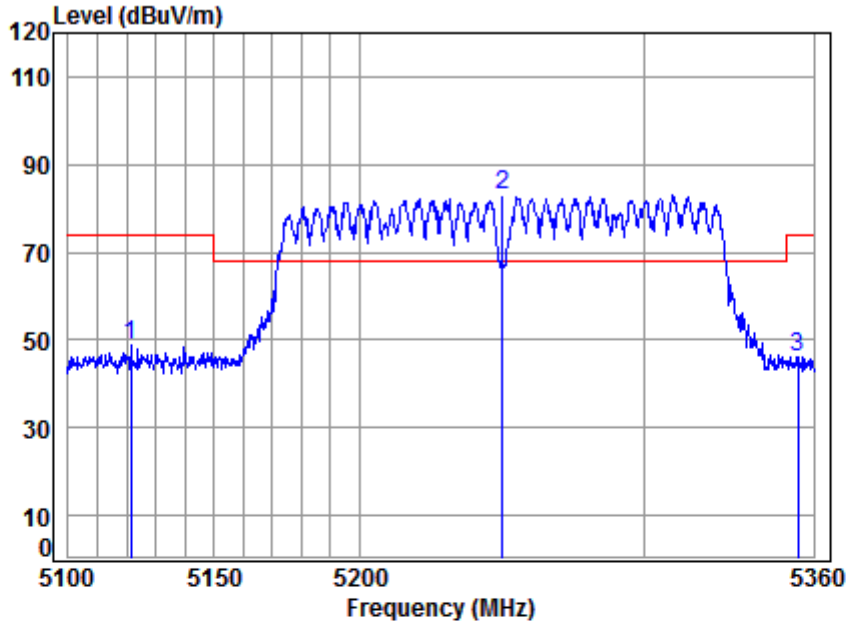
4.9.1.146 11AC80_155_Peak_Horizontal



Site : chamber
Condition: 3m HORIZONTAL
Job No : C0005
Mode : 5775 Band edge
NOTE : 5G WIFI 11AC80
: MIMO

	Freq	Cable Loss	Ant Factor	Preamp Factor	Read Level	Limit Level	Over Limit	Remark
	MHz	dB	dB/m	dB	dBuV	dBuV/m	dBuV/m	dB
1	5720.773	9.63	34.83	43.08	48.75	50.13	112.56	-62.43 peak
2	5775.000	9.81	34.88	43.03	87.57	89.23	125.20	-35.97 peak
3	5859.209	10.10	34.96	42.96	49.14	51.24	109.62	-58.38 peak

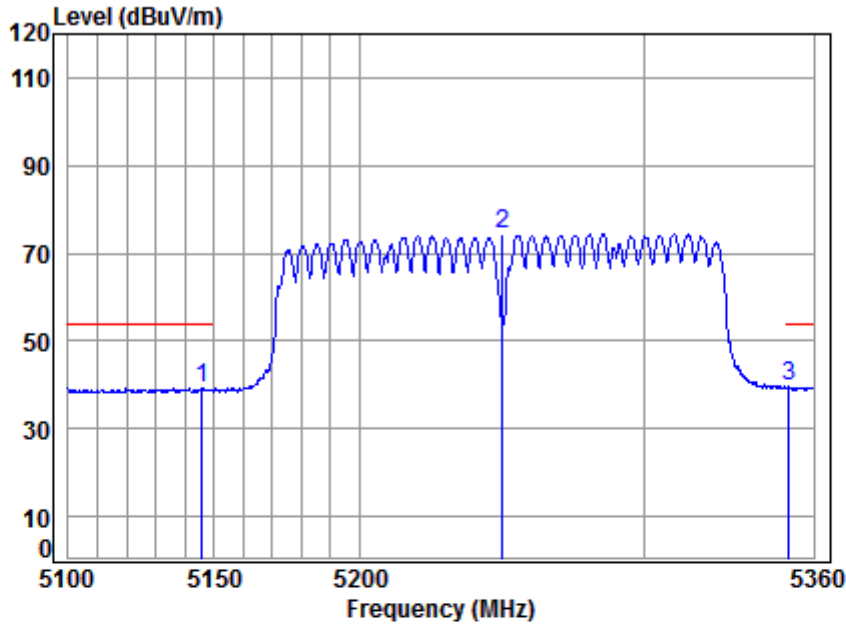
4.9.1.147 11AC160_50_Peak_Vertical



Site : chamber
Condition: 3m VERTICAL
Job No : C0005
Mode : 5250 Band edge
NOTE : 5G WIFI 11AC160
: MIMO

	Freq	Cable Loss	Ant Factor	Preamp Factor	Read Level	Level	Limit Line	Over Limit	Remark
	MHz	dB	dB/m	dB	dBuV	dBuV/m	dBuV/m	dB	
1	5121.346	8.28	34.30	43.67	49.84	48.75	74.00	-25.25	peak
2 *	5250.000	8.48	34.40	43.54	83.69	83.03	68.20	14.83	peak
3	5354.406	8.64	34.49	43.44	46.53	46.22	74.00	-27.78	peak

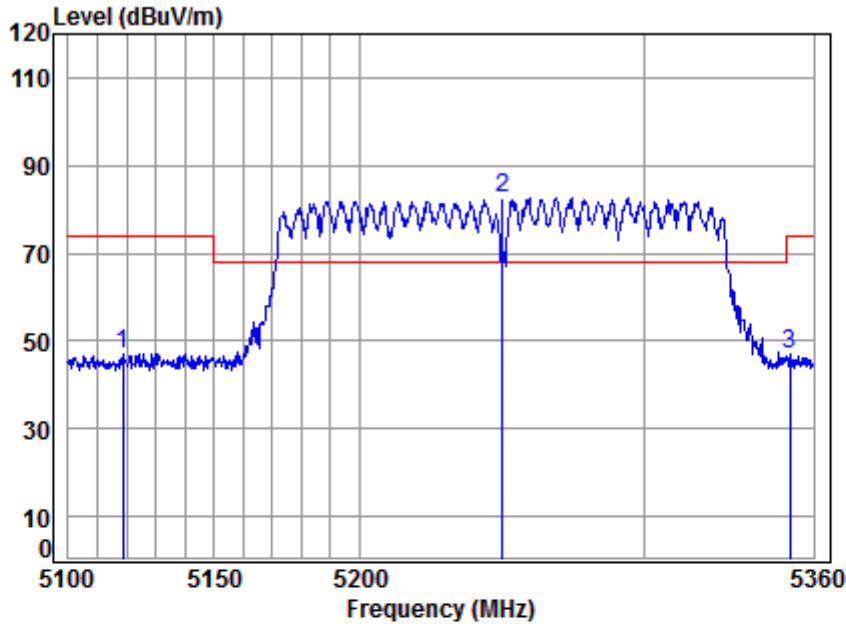
4.9.1.148 11AC160_50_Average_Vertical



Site : chamber
Condition: 3m VERTICAL
Job No : C0005
Mode : 5250 Band edge
NOTE : 5G WIFI 11AC160
: MIMO

	Freq	Cable Loss	Ant Factor	Preamp Factor	Read Level	Level	Limit Line	Over Limit	Remark
	MHz	dB	dB/m	dB	dBuV	dBuV/m	dBuV/m	dB	
1	5145.595	8.32	34.32	43.65	40.18	39.17	54.00	-14.83	Average
2	5250.000	8.48	34.40	43.54	75.01	74.35	-----	-----	Average
3	5351.212	8.63	34.48	43.44	39.82	39.49	54.00	-14.51	Average

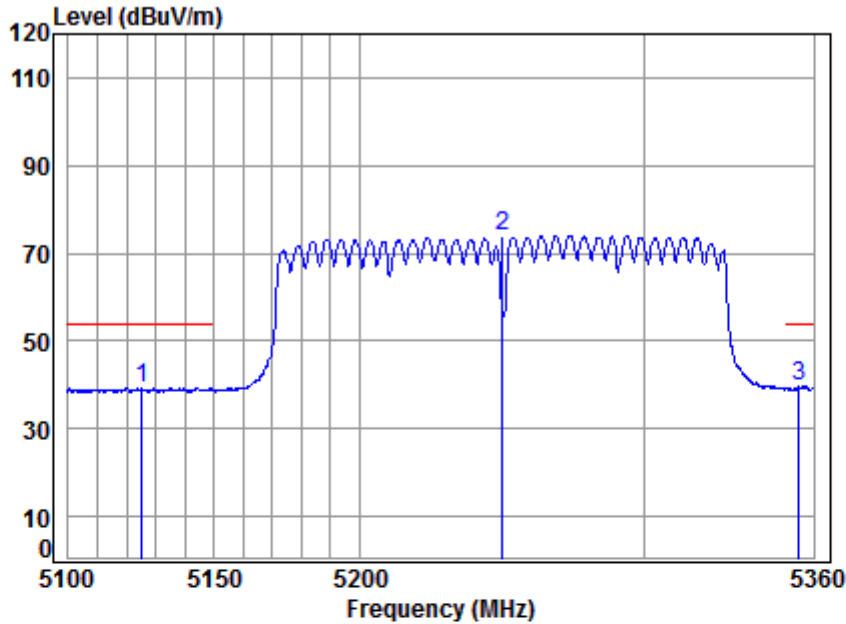
4.9.1.149 11AC160_50_Peak_Horizontal



Site : chamber
Condition: 3m HORIZONTAL
Job No : C0005
Mode : 5250 Band edge
NOTE : 5G WIFI 11AC160
: MIMO

	Freq	Cable Loss	Ant Factor	Preamp Factor	Read Level	Limit Level	Over Limit	Remark
	MHz	dB	dB/m	dB	dBuV	dBuV/m	dB	
1	5118.800	8.28	34.30	43.68	48.28	74.00	-26.82	peak
2 *	5250.000	8.48	34.40	43.54	83.36	68.20	14.50	peak
3	5351.478	8.63	34.49	43.44	47.43	74.00	-26.89	peak

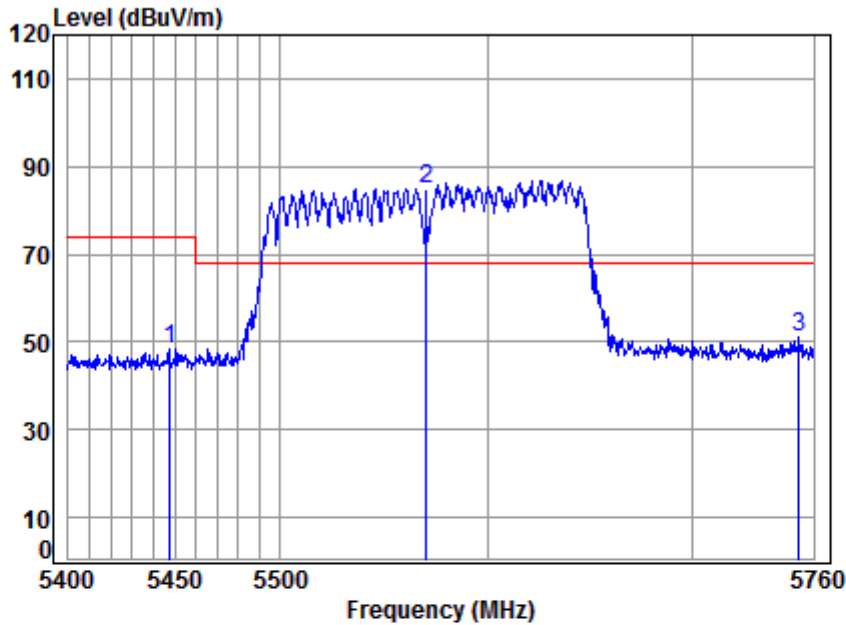
4.9.1.150 11AC160_50_Average_Horizontal



Site : chamber
Condition: 3m HORIZONTAL
Job No : C0005
Mode : 5250 Band edge
NOTE : 5G WIFI 11AC160
: MIMO

	Freq	Cable Loss	Ant Factor	Preamp Factor	Read Level	Level	Limit Line	Over Limit	Remark
	MHz	dB	dB/m	dB	dBuV	dBuV/m	dBuV/m	dB	
1	5125.167	8.29	34.30	43.67	40.38	39.30	54.00	-14.70	Average
2	5250.000	8.48	34.40	43.54	74.67	74.01	-----	-----	Average
3	5354.672	8.64	34.49	43.44	39.91	39.60	54.00	-14.40	Average

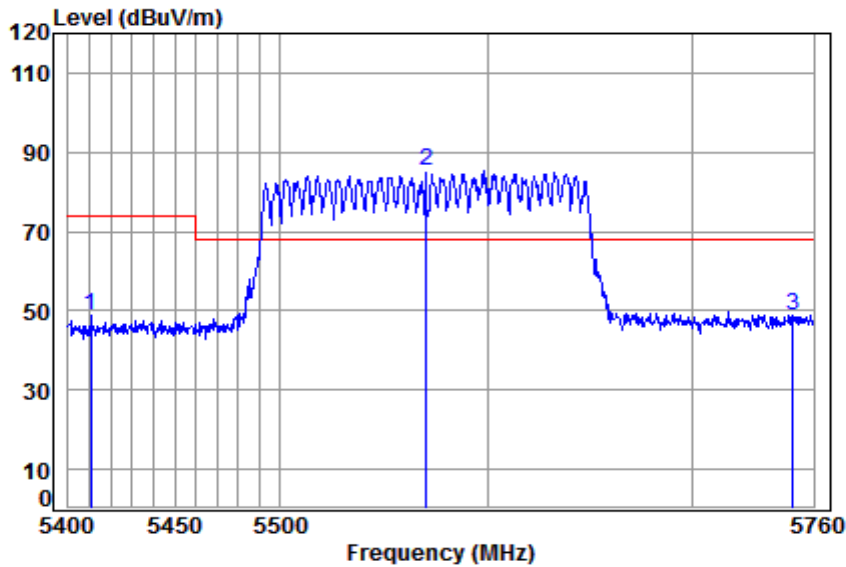
4.9.1.151 11AC160_114_Peak_Vertical



Site : chamber
Condition: 3m VERTICAL
Job No : C0005
Mode : 5570 Band edge
NOTE : 5G WIFI 11AC160
: MIMO

	Freq	Cable Loss	Ant Factor	Preamp Factor	Read Level	Level	Limit Line	Over Limit	Remark
	MHz	dB	dB/m	dB	dBuV	dBuV/m	dBuV/m	dB	
1	5447.605	8.77	34.56	43.34	48.23	48.22	74.00	-25.78	peak
2 *	5570.000	9.10	34.67	43.23	84.33	84.87	68.20	16.67	peak
3	5752.941	9.74	34.86	43.05	49.40	50.95	68.20	-17.25	peak

4.9.1.152 11AC160_114_Peak_Horizontal



Site : chamber
Condition: 3m HORIZONTAL
Job No : C0005
Mode : 5570 Band edge
NOTE : 5G WIFI 11AC160
: MIMO

	Freq	Cable Loss	Ant Factor	Preamp Factor	Read Level	Level	Limit Line	Over Limit	Remark
	MHz	dB	dB/m	dB	dBuV	dBuV/m	dBuV/m	dB	
1	5410.814	8.72	34.53	43.38	49.07	48.94	74.00	-25.06	peak
2 *	5570.000	9.10	34.67	43.23	84.88	85.42	68.20	17.22	peak
3	5749.601	9.73	34.86	43.06	47.37	48.90	68.20	-19.30	peak

Note:

The field strength is calculated by adding the Antenna Factor, Cable Factor & Preamplifier. The basic equation with a sample calculation is as follows:

Final Test Level = Receiver Reading + Antenna Factor + Cable Factor – Preamplifier Factor

All modes have been tested, but only the worst case data displayed in this report.

CH50(5250MHz) of the full band (160MHz) both meet the requirements for 5150MHz-5250MHz and 5250MHz-5350MHz.

This document is issued by the Company subject to its General Conditions of Service printed overleaf, -available on request or accessible at <http://www.sgs.com/en/Terms-and-Conditions.aspx> and, for electronic format documents, subject to Terms and Conditions for Electronic Documents at <http://www.sgs.com/en/Terms-and-Conditions/Terms-e-Documents.aspx>. Attention is drawn to the limitation of liability, indemnification and jurisdiction issues defined therein. Any holder of this document is advised that information contained hereon reflects the Company's findings at the time of its intervention only and within the limits of Client's instructions, if any. The Company's sole responsibility is to its Client and this document does not exonerate parties to a transaction from exercising all their rights and obligations under the transaction documents. This document cannot be reproduced except in full, without prior written approval of the Company. Any unauthorized alteration, forgery or falsification of the content or appearance of this document is unlawful and offenders may be prosecuted to the fullest extent of the law. Unless otherwise stated the results shown in this test report refer only to the sample(s) tested and such sample(s) are retained for 30 days only.

4.10 Frequencies Stability

4.10.1 Frequency Error vs. Voltage:

Test Conditions	Measured Frequency (MHz)	
	5180	5825
V nom(V)	5180.007007	5825.009635
V max(V)	5180.013697	5825.019117
V min(V)	5180.015646	5825.023955
Max. Deviation Frequency	0.015646	0.023955
Max. Frequency Error (ppm)	3.020432	4.112367

4.10.2 Frequency Error vs. Temperature:

Test Conditions(°C)	Measured Frequency (MHz)	
	5180	5825
-5	5180.004412	5825.006343
5	5180.005576	5825.014197
15	5180.010069	5825.016585
25	5180.015594	5825.026228
35	5180.025492	5825.029332
45	5180.027692	5825.029684
50	5180.029242	5825.037329
Max. Deviation Frequency	0.029242	0.037329
Max. Frequency Error (ppm)	5.645099	6.408328



4.11 Dynamic Frequency Selection

4.11.1 DFS Overview

Table 1: Applicability of DFS Requirements Prior to Use of a Channel

Requirement	Operational Mode		
	Master	Client Without Radar Detection	Client With Radar Detection
<i>Non-Occupancy Period</i>	Yes	Not required	Yes
<i>DFS Detection Threshold</i>	Yes	Not required	Yes
<i>Channel Availability Check Time</i>	Yes	Not required	Not required
<i>U-NII Detection Bandwidth</i>	Yes	Not required	Yes

Table 2: Applicability of DFS requirements during normal operation

Requirement	Operational Mode	
	Master Device or Client with Radar Detection	Client Without Radar Detection
<i>DFS Detection Threshold</i>	Yes	Not required
<i>Channel Closing Transmission Time</i>	Yes	Yes
<i>Channel Move Time</i>	Yes	Yes
<i>U-NII Detection Bandwidth</i>	Yes	Not required
Additional requirements for devices with multiple bandwidth modes	Master Device or Client with Radar Detection	Client Without Radar Detection
<i>U-NII Detection Bandwidth and Statistical Performance Check</i>	All BW modes must be tested	Not required
<i>Channel Move Time and Channel Closing Transmission Time</i>	Test using widest BW mode available	Test using the widest BW mode available for the link
<i>All other tests</i>	Any single BW mode	Not required
Note: Frequencies selected for statistical performance check (Section 7.8.4) should include several frequencies within the radar detection bandwidth and frequencies near the edge of the radar detection bandwidth. For 802.11 devices it is suggested to select frequencies in each of the bonded 20 MHz channels and the channel center frequency.		

4.11.2 DFS Detection Thresholds

Table 3: DFS Detection Thresholds for Master Devices and Client Devices with Radar Detection

Maximum Transmit Power	Value (See Notes 1, 2, and 3)
EIRP \geq 200 milliwatt	-64 dBm
EIRP < 200 milliwatt and power spectral density < 10 dBm/MHz	-62 dBm
EIRP < 200 milliwatt that do not meet the power spectral density requirement	-64 dBm
<p>Note 1: This is the level at the input of the receiver assuming a 0 dBi receive antenna.</p> <p>Note 2: Throughout these test procedures an additional 1 dB has been added to the amplitude of the test transmission waveforms to account for variations in measurement equipment. This will ensure that the test signal is at or above the detection threshold level to trigger a DFS response.</p> <p>Note 3: EIRP is based on the highest antenna gain. For MIMO devices refer to KDB Publication 662911 D01.</p>	

4.11.3 Response Requirements

Table 4: DFS Response Requirement Values

Parameter	Value
<i>Non-occupancy period</i>	Minimum 30 minutes
<i>Channel Availability Check Time</i>	60 seconds
<i>Channel Move Time</i>	10 seconds See Note 1.
<i>Channel Closing Transmission Time</i>	200 milliseconds + an aggregate of 60 milliseconds over remaining 10 second period. See Notes 1 and 2.
<i>U-NII Detection Bandwidth</i>	Minimum 100% of the U-NII 99% transmission power bandwidth. See Note 3.
<p>Note 1: <i>Channel Move Time</i> and the <i>Channel Closing Transmission Time</i> should be performed with Radar Type 0. The measurement timing begins at the end of the Radar Type 0 burst.</p> <p>Note 2: The <i>Channel Closing Transmission Time</i> is comprised of 200 milliseconds starting at the beginning of the <i>Channel Move Time</i> plus any additional intermittent control signals required to facilitate a <i>Channel</i> move (an aggregate of 60 milliseconds) during the remainder of the 10 second period. The aggregate duration of control signals will not count quiet periods in between transmissions.</p> <p>Note 3: During the <i>U-NII Detection Bandwidth</i> detection test, radar type 0 should be used. For each frequency step the minimum percentage of detection is 90 percent. Measurements are performed with no data traffic.</p>	

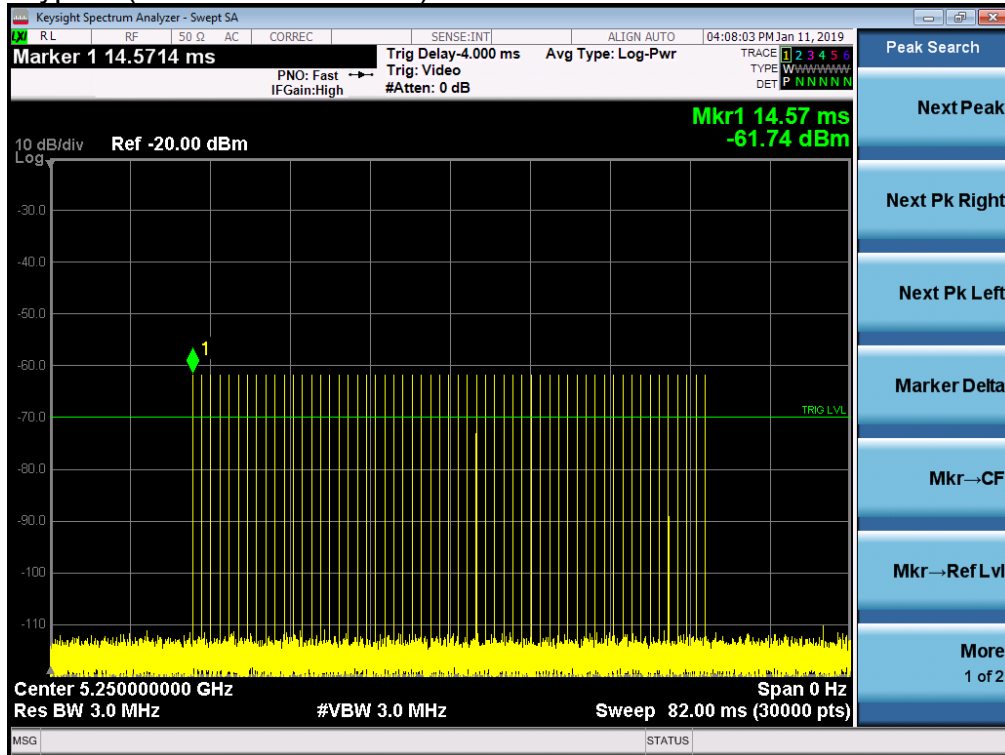
4.11.4 Test plots

Note1: Only the data of Ant.1 is recorded.

Note2: CH50(5250MHz) of the full band (160MHz) both meet the requirements for 5150 MHz - 5250MHz and 5250MHz-5350MHz.

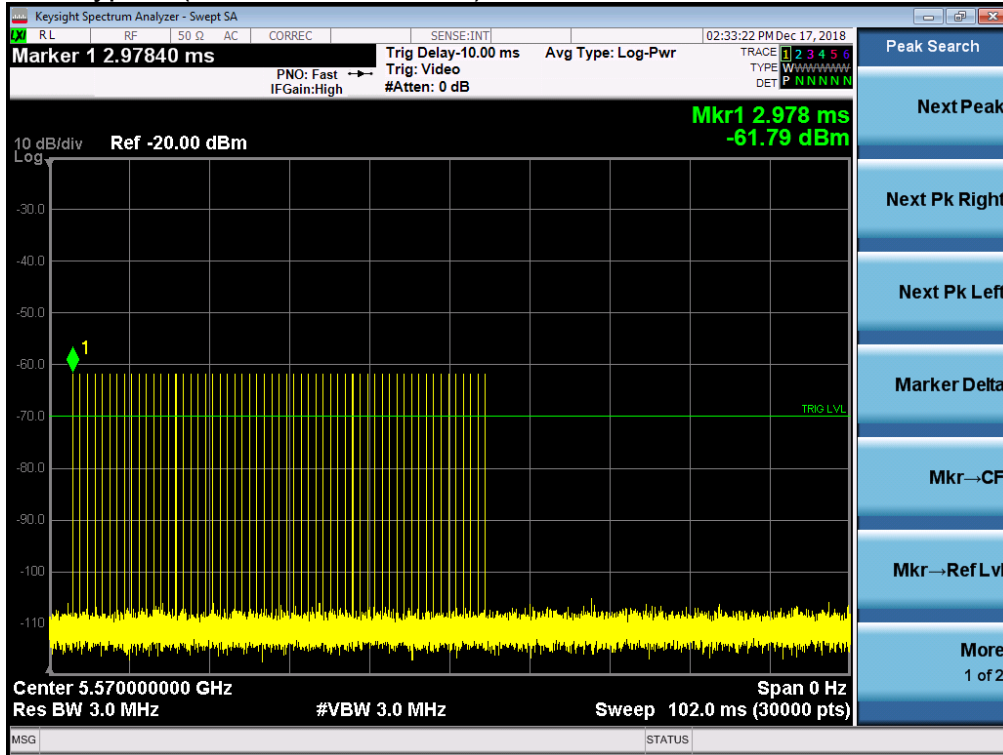
4.11.4.1 Radar Waveform Calibration Result

Radar Type 0 (160MHz / 5250MHz)





Radar Type 0 (160MHz / 5570MHz)

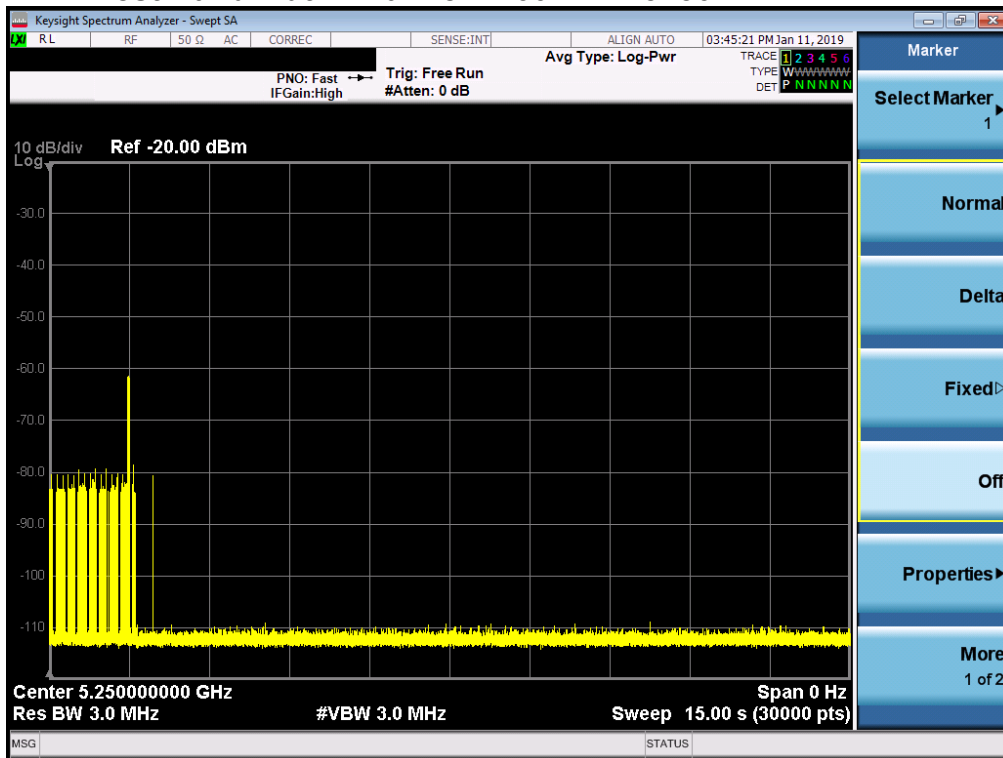


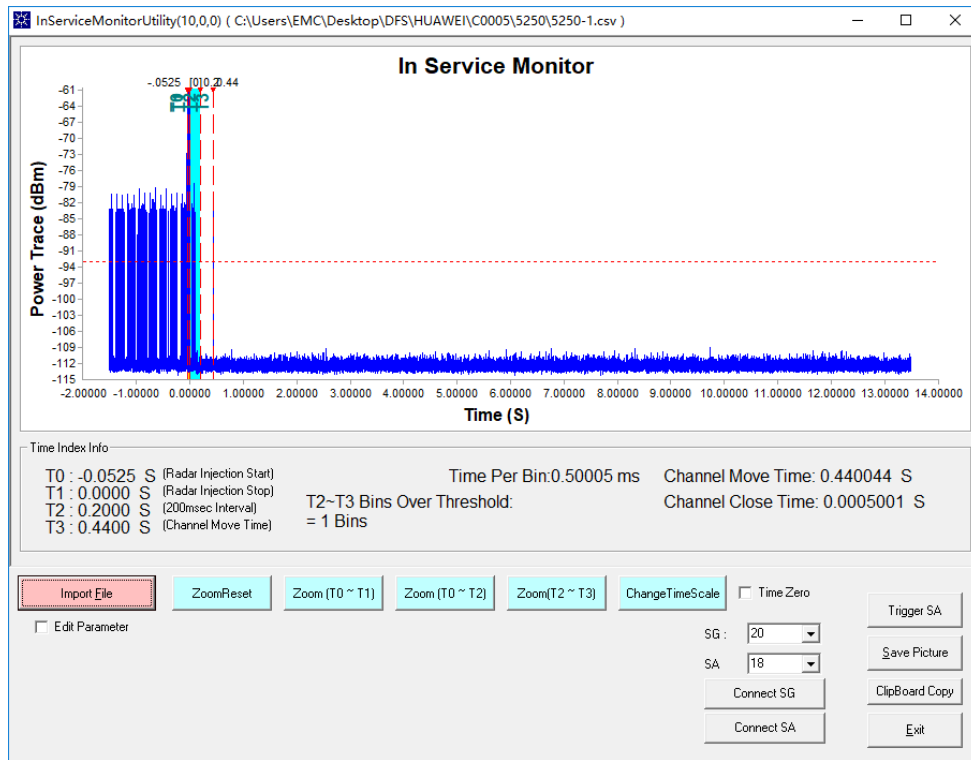
4.11.5 Test Data:

BW/Channel	Test Item	Test Result	Limit	Results
160MHz / 5250MHz	Channel Move Time	0.44s	<10s	Pass
	Channel Closing Transmission Time	0.5ms	<60ms	Pass
160MHz / 5570MHz	Channel Move Time	0s	<10s	Pass
	Channel Closing Transmission Time	29ms	<60ms	Pass

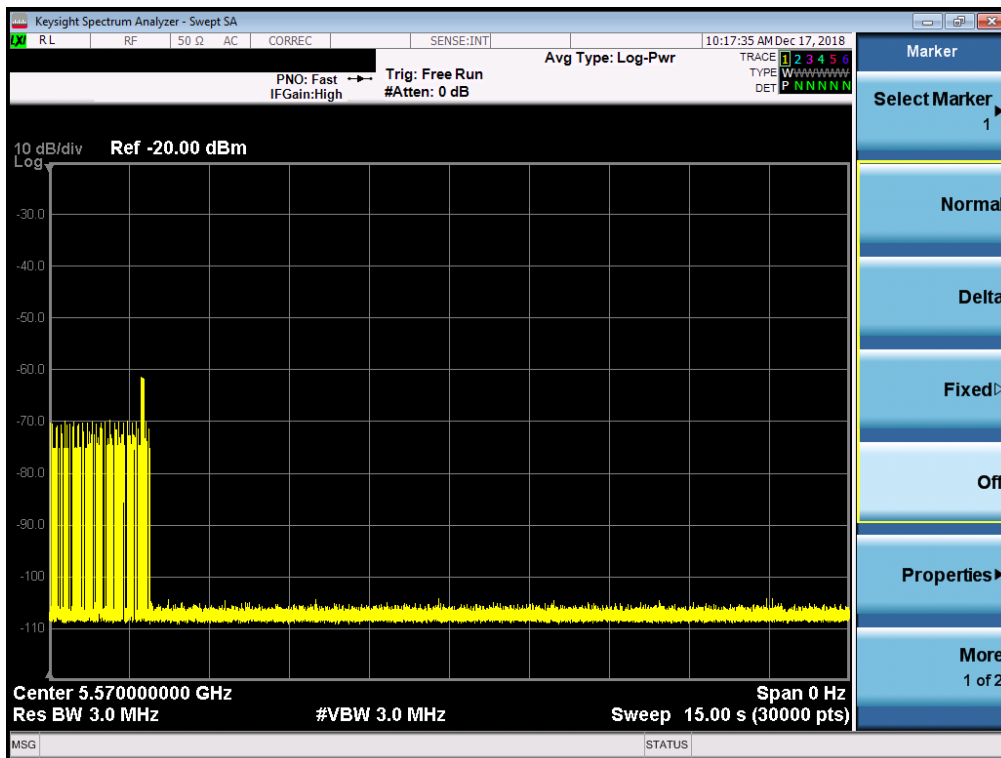
4.11.5.1 Test plots

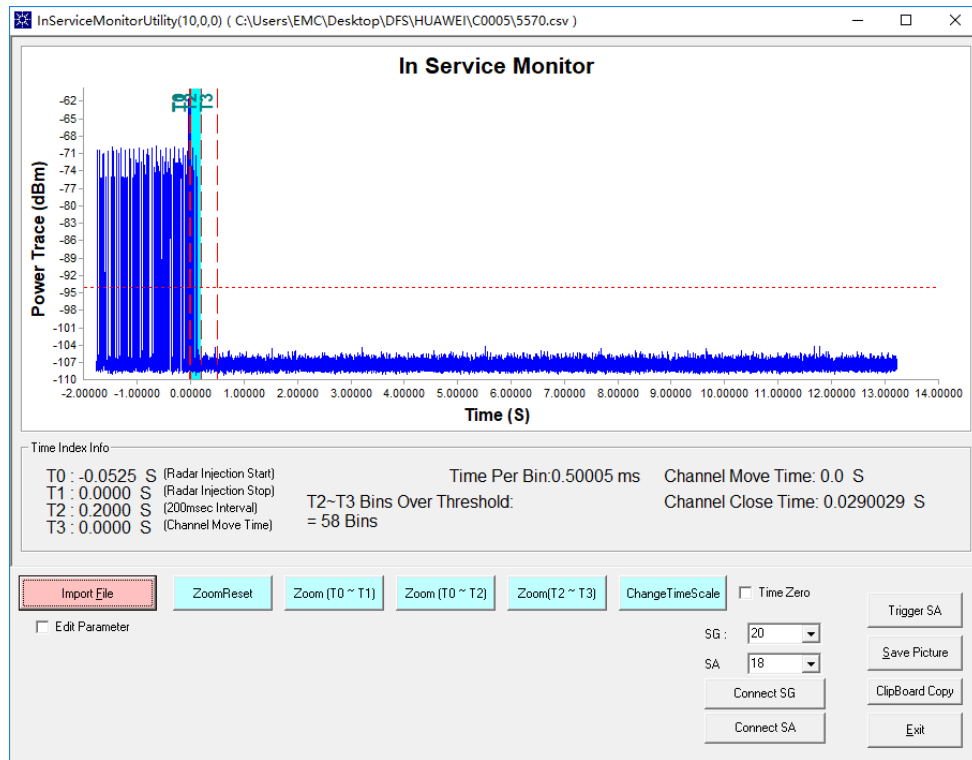
4.11.5.1.1 Test Bandwidth/Channel= 160MHz / 5250MHz





4.11.5.1.2 Test Bandwidth/Channel= 160MHz / 5570MHz





5 Measurement Uncertainty (95% confidence levels, k=2)

No.	Item	Measurement Uncertainty
1	Total RF power, conducted	±0.75dB
2	RF power density, conducted	±2.84dB
3	Spurious emissions, conducted	±0.75dB
4	Radiated Spurious emission test	±4.5dB (30MHz-1GHz)
		±4.8dB (1GHz-25GHz)
5	Conduct emission test	±3.12 dB(9KHz- 30MHz)
6	Temperature test	±1°C
7	Humidity test	±3%
8	DC and low frequency voltages	±0.5%



6 Equipment List

Conducted Emission					
Test Equipment	Manufacturer	Model No.	Inventory No.	Cal. Date (yyyy-mm-dd)	Cal. Due date (yyyy-mm-dd)
Shielding Room	ZhongYu Electron	GB-88	SEM001-06	2017/5/10	2020/5/9
LISN	Rohde & Schwarz	ENV216	SEM007-01	2018/9/2	2019/9/2
LISN	ETS-LINDGREN	Feb-16	SEM007-02	2018/4/2	2019/4/1
Measurement Software	AUDIX	e3 V5.4.1221d	N/A	N/A	N/A
Coaxial Cable	SGS	N/A	SEM024-01	2018/7/12	2019/7/11
8 Line ISN	Fischer Custom Communications Inc.	FCC-TLISN-T8-02	EMC0120	2018/2/14	2019/2/13
4 Line ISN	Fischer Custom Communications Inc.	FCC-TLISN-T4-02	EMC0121	2018/2/14	2019/2/13
2 Line ISN	Fischer Custom Communications Inc.	FCC-TLISN-T2-02	EMC0122	2018/2/14	2019/2/13
EMI Test Receiver	Rohde & Schwarz	ESCI	SEM004-02	2018/4/2	2019/4/1

RF conducted test					
Test Equipment	Manufacturer	Model No.	Inventory No.	Cal. Date (yyyy-mm-dd)	Cal. Due date (yyyy-mm-dd)
DC Power Supply	ZhaoXin	RXN-305D	SEM011-02	2018/9/2	2019/9/2
Signal Analyzer	Rohde & Schwarz	FSV	W025-05	2018/3/13	2019/3/12
Coaxial Cable	SGS	N/A	SEM031-01	2018/7/12	2019/7/11
Attenuator	Weinschel Associates	WA41	SEM021-09	N/A	N/A
Signal Generator	KEYSIGHT	N5173B	SEM006-05	2018/9/2	2019/9/2
Temperature Chamber	GIANT FORCE	ICT-150-40-CP-AR	W027-03	2018/11/27	2019/11/27
Power Meter	Rohde & Schwarz	NRVS	SEM014-02	2018/9/2	2019/9/2
Master Device	Linksys pte.Ltd	WRT32X	FCC ID:Q87-WRT3200ACM IC ID:3839A-WRT3200ACM	N/A	N/A

RE in Chamber					
Test Equipment	Manufacturer	Model No.	Inventory No.	Cal. Date (yyyy-mm-dd)	Cal. Due date (yyyy-mm-dd)
3m Semi-Anechoic Chamber	ETS-LINDGREN	N/A	SEM001-01	2017/8/5	2020/8/4
Measurement Software	AUDIX	e3 V8.2014-6-27	N/A	N/A	N/A
Coaxial Cable	SGS	N/A	SEM025-01	2018/7/12	2019/7/11
MXE EMI Receiver (20Hz-8.4GHz)	Agilent Technologies	N9038A	SEM004-05	2018/9/2	2019/9/2
BiConiLog Antenna (26-3000MHz)	ETS-LINDGREN	3142C	SEM003-01	2017/6/27	2020/6/26
Pre-amplifier (0.1-1.3GHz)	Agilent Technologies	8447D	SEM005-01	2018/4/2	2019/4/1



RE in Chamber					
Test Equipment	Manufacturer	Model No.	Inventory No.	Cal. Date (yyyy-mm-dd)	Cal. Due date (yyyy-mm-dd)
10m Semi-Anechoic Chamber	SAEMC	FSAC1018	SEM001-03	2018/3/31	2021/3/30
EMI Test Receiver (9k-7GHz)	Rohde & Schwarz	ESR	SEM004-03	2018/4/2	2019/4/1
Trilog-Broadband Antenna (25M-2GHz)	Schwarzbeck	VULB9168	SEM003-18	2016/6/29	2019/6/28
Pre-amplifier (9k-1GHz)	Sonoma Instrument Co	310N	SEM005-03	2018/4/13	2019/4/12
Loop Antenna (9kHz-30MHz)	ETS-Lindgren	6502	SEM003-08	2017/8/22	2020/8/21
Measurement Software	AUDIX	e3 V8.2014-6-27	N/A	N/A	N/A
Coaxial Cable	SGS	N/A	SEM029-01	2018/7/12	2019/7/11

RE in Chamber					
Test Equipment	Manufacturer	Model No.	Inventory No.	Cal. Date (yyyy-mm-dd)	Cal. Due date (yyyy-mm-dd)
3m Semi-Anechoic Chamber	AUDIX	N/A	SEM001-02	2018/3/13	2021/3/12
Spectrum Analyzer (20Hz-43GHz)	Rohde & Schwarz	FSU43	SEM004-08	2018/4/2	2019/4/1
BiConiLog Antenna (26-3000MHz)	ETS-Lindgren	3142C	SEM003-01	2017/6/27	2020/6/26
Horn Antenna (800MHz-18GHz)	Rohde & Schwarz	HF907	SEM003-07	2018/4/13	2021/4/12
Horn Antenna (15-40GHz)	Schwarzbeck	BBHA 9170	SEM003-15	2017/10/17	2020/10/16
Amplifier(0.1-1300MHz)	HP	8447D	SEM005-02	2018/9/2	2019/9/2
Low Noise Amplifier (100MHz-18GHz)	Black Diamond Series	BDLNA-0118-352810	SEM005-05	2018/9/2	2019/9/2
Pre-Amplifier(0.1-26.5GHz)	Compliance Directions Systems Inc.	PAP-0126	EMC2063	2018/11/20	2019/11/19
Pre-amplifier(26-40GHz)	Compliance Directions Systems Inc.	PAP-2640-50	SEM005-08	2018/4/2	2019/4/1
Band filter	N/A	N/A	N/A	N/A	N/A
Measurement Software	AUDIX	e3 V8.2014-6-27	N/A	N/A	N/A
Coaxial Cable	SGS	N/A	SEM026-01	2018/7/12	2019/7/11

7 Photographs - EUT Test Setup Details

Refer to Appendix A - Photographs of EUT Test Setup Details for HR/2018/C0005.

The End