




Appendix D. Photo documentation

Table of contents
Test Facility
Test Positions(Test DUT: ELE-L04(Old))
Test Positions(Test DUT: ELE-L04(New))
Liquid depth

Test Facility

Photo 1: Measurement System DASy



Test Positions(Test DUT: ELE-L04(Old))

Photo 2: Front View



Photo 3: Back View



Photo 4: Left Cheek



Photo 5: Left tilt




Photo 6: Right Cheek




Photo 7: Right tilt




Photo 8: Front Side 15mm



Photo 9: Back Side 15mm



Photo 10: Front Side 10mm



Photo 11: Back Side 10mm



Photo 12: Left Side 10mm




Photo 13: Right Side 10mm




Photo 14: Top Side 10mm




Photo 15: Bottom Side 10mm




Photo 16: Bottom Side 7mm




Photo 17: Front Side 0mm



Photo 18: Back Side 0mm



Photo 19: Left Side 0mm



Photo 20: Right Side 0mm



Photo 21: Top Side 0mm





Photo 22: Bottom Side 0mm



N/A

N/A

Test Positions(Test DUT: ELE-L04(New))

Photo 23: Front View



Photo 24: Back View



Photo 25: Left Cheek




Photo 26: Left tilt




Photo 27: Right Cheek




Photo 28: Right tilt



Photo 29: Front Side 15mm




Photo 30: Back Side 15mm




Photo 31: Front Side 10mm




Photo 32: Back Side 10mm




Photo 33: Left Side 10mm




Photo 34: Top Side 10mm



Photo 35: Bottom Side 10mm



Photo 36: Back Side 0mm




Photo 37: Top Side 0mm





Photo 38: Bottom Side 0mm



Liquid depth

Photo 39: HBBL600-6000MHz Depth (15.5cm)




Photo 40: MBL600-6000MHz Depth (15.6cm)

