



Appendix for test report

1Appendix_A: Effective (Isotropic) Radiated Power Output Data

Part I - Test Results

Test Band(LTE)	Test Mode	Test Bandwidth	Test Channel	Test RB	Measured[dBm]	ERP [dBm]	Limit [dBm]	Verdict
Band17	LTE/TM1	5	LCH	RB1#0	24.37	18.80	34.7	PASS
				RB1#13	24.19	18.62	34.7	PASS
				RB1#24	24.39	18.82	34.7	PASS
				RB12#0	23.16	17.59	34.7	PASS
				RB12#6	23.20	17.63	34.7	PASS
				RB12#13	23.21	17.64	34.7	PASS
				RB25#0	23.11	17.54	34.7	PASS
			MCH	RB1#0	24.18	18.61	34.7	PASS
				RB1#13	24.33	18.76	34.7	PASS
				RB1#24	24.22	18.65	34.7	PASS
				RB12#0	23.19	17.62	34.7	PASS
				RB12#6	23.17	17.60	34.7	PASS
				RB12#13	23.23	17.66	34.7	PASS

Test Band(LTE)	Test Mode	Test Bandwidth	Test Channel	Test RB	Measured[dBm]	ERP [dBm]	Limit [dBm]	Verdict
				RB25#0	23.22	17.65	34.7	PASS
			HCH	RB1#0	24.18	18.61	34.7	PASS
				RB1#13	24.25	18.68	34.7	PASS
				RB1#24	24.22	18.65	34.7	PASS
				RB12#0	23.25	17.68	34.7	PASS
				RB12#6	23.27	17.70	34.7	PASS
				RB12#13	23.42	17.85	34.7	PASS
				RB25#0	23.30	17.73	34.7	PASS
		10	LCH	RB1#0	24.12	18.55	34.7	PASS
				RB1#25	24.12	18.55	34.7	PASS
				RB1#49	24.28	18.71	34.7	PASS
				RB25#0	23.32	17.75	34.7	PASS
				RB25#13	23.15	17.58	34.7	PASS
				RB25#25	23.20	17.63	34.7	PASS
				RB50#0	23.19	17.62	34.7	PASS

Test Band(LTE)	Test Mode	Test Bandwidth	Test Channel	Test RB	Measured[dBm]	ERP [dBm]	Limit [dBm]	Verdict
			MCH	RB1#0	24.03	18.46	34.7	PASS
				RB1#25	24.06	18.49	34.7	PASS
				RB1#49	24.19	18.62	34.7	PASS
				RB25#0	23.23	17.66	34.7	PASS
				RB25#13	23.18	17.61	34.7	PASS
				RB25#25	23.20	17.63	34.7	PASS
				RB50#0	23.16	17.59	34.7	PASS
			HCH	RB1#0	24.07	18.50	34.7	PASS
				RB1#25	23.91	18.34	34.7	PASS
				RB1#49	24.26	18.69	34.7	PASS
				RB25#0	23.17	17.60	34.7	PASS
				RB25#13	23.23	17.66	34.7	PASS
				RB25#25	23.25	17.68	34.7	PASS
				RB50#0	23.22	17.65	34.7	PASS
LTE/TM	5	LCH	RB1#0	23.41	17.84	34.7	PASS	

Test Band(LTE)	Test Mode	Test Bandwidth	Test Channel	Test RB	Measured[dBm]	ERP [dBm]	Limit [dBm]	Verdict			
	2			RB1#13	23.47	17.90	34.7	PASS			
				RB1#24	23.56	17.99	34.7	PASS			
				RB12#0	22.16	16.59	34.7	PASS			
				RB12#6	22.16	16.59	34.7	PASS			
				RB12#13	22.24	16.67	34.7	PASS			
				RB25#0	22.02	16.45	34.7	PASS			
			MCH	RB1#0	23.41	17.84	34.7	PASS			
				RB1#13	23.50	17.93	34.7	PASS			
				RB1#24	23.50	17.93	34.7	PASS			
				RB12#0	22.37	16.80	34.7	PASS			
				RB12#6	22.35	16.78	34.7	PASS			
				RB12#13	22.27	16.70	34.7	PASS			
			HCH	RB25#0	22.25	16.68	34.7	PASS			
				RB1#0	23.55	17.98	34.7	PASS			
						HCH	RB1#13	23.59	18.02	34.7	PASS

Test Band(LTE)	Test Mode	Test Bandwidth	Test Channel	Test RB	Measured[dBm]	ERP [dBm]	Limit [dBm]	Verdict
				RB1#24	23.51	17.94	34.7	PASS
				RB12#0	22.36	16.79	34.7	PASS
				RB12#6	22.33	16.76	34.7	PASS
				RB12#13	22.41	16.84	34.7	PASS
				RB25#0	22.33	16.76	34.7	PASS
		10	LCH	RB1#0	23.41	17.84	34.7	PASS
				RB1#25	23.30	17.73	34.7	PASS
				RB1#49	23.58	18.01	34.7	PASS
				RB25#0	22.23	16.66	34.7	PASS
				RB25#13	22.20	16.63	34.7	PASS
				RB25#25	22.17	16.60	34.7	PASS
				RB50#0	22.14	16.57	34.7	PASS
				MCH	RB1#0	23.33	17.76	34.7
		RB1#25	23.24		17.67	34.7	PASS	
		RB1#49	23.53		17.96	34.7	PASS	



Test Band(LTE)	Test Mode	Test Bandwidth	Test Channel	Test RB	Measured[dBm]	ERP [dBm]	Limit [dBm]	Verdict
				RB25#0	22.27	16.70	34.7	PASS
				RB25#13	22.21	16.64	34.7	PASS
				RB25#25	22.21	16.64	34.7	PASS
				RB50#0	22.11	16.54	34.7	PASS
			HCH	RB1#0	23.17	17.60	34.7	PASS
				RB1#25	23.11	17.54	34.7	PASS
				RB1#49	23.39	17.82	34.7	PASS
				RB25#0	22.14	16.57	34.7	PASS
				RB25#13	22.20	16.63	34.7	PASS
				RB25#25	22.27	16.70	34.7	PASS
				RB50#0	22.24	16.67	34.7	PASS

Note1:

a, For getting the ERP (Efficient Radiated Power) or EIRP (Efficient Isotropic Radiated Power) in substitution method, the following formula should be taken to calculate it,

$$\text{ERP [dBm]} = \text{SGP [dBm]} - \text{Cable Loss [dB]} + \text{Gain [dBd]}$$

$$\text{EIRP [dBm]} = \text{SGP [dBm]} - \text{Cable Loss [dB]} + \text{Gain [dBi]}$$



b, SGP = Signal Generator Level

Note2:

SET Span = 1.5 * OBW

SET RBW = 1% of the OBW, not to exceed 1MHz

SET VBW \geq 3 * RBW

SET Sweep time = auto - couple.

Detector: RMS

2Appendix_B: Peak-to-Average Ratio

Part I - Test Results

Test Band(For LTE)	Test Mode	Test Bandwidth (MHz)	Test Channel	Test RB	Measured[dB]	Limit [dB]	Verdict
Band17	LTE/TM1	5	LCH	RB1#0	4.95	13	PASS
				RB1#13	4.92	13	PASS
				RB1#24	4.85	13	PASS
				RB12#0	5.51	13	PASS
				RB12#6	5.55	13	PASS
				RB12#13	5.58	13	PASS
			RB25#0	5.88	13	PASS	
			MCH	RB1#0	4.59	13	PASS
				RB1#13	4.50	13	PASS
				RB1#24	4.52	13	PASS
				RB12#0	5.68	13	PASS
				RB12#6	5.43	13	PASS
		RB12#13		5.62	13	PASS	
		RB25#0	5.98	13	PASS		
		HCH	RB1#0	4.55	13	PASS	
			RB1#13	4.49	13	PASS	
			RB1#24	4.43	13	PASS	
			RB12#0	5.46	13	PASS	
			RB12#6	5.48	13	PASS	
			RB12#13	5.37	13	PASS	
		RB25#0	5.81	13	PASS		
		10	LCH	RB1#0	4.92	13	PASS
				RB1#25	4.92	13	PASS
				RB1#49	4.72	13	PASS
RB25#0	5.73			13	PASS		
RB25#13	5.71			13	PASS		
RB25#25	5.72			13	PASS		
RB50#0	5.93		13	PASS			
MCH	RB1#0		4.73	13	PASS		
	RB1#25		4.64	13	PASS		
	RB1#49		4.60	13	PASS		
	RB25#0		5.74	13	PASS		
	RB25#13		5.68	13	PASS		

Test Band(For LTE)	Test Mode	Test Bandwidth (MHz)	Test Channel	Test RB	Measured[dB]	Limit [dB]	Verdict
				RB25#25	5.78	13	PASS
				RB50#0	5.83	13	PASS
			HCH	RB1#0	4.65	13	PASS
				RB1#25	4.58	13	PASS
				RB1#49	4.43	13	PASS
				RB25#0	5.81	13	PASS
				RB25#13	5.79	13	PASS
				RB25#25	5.80	13	PASS
				RB50#0	5.96	13	PASS
			LCH	RB1#0	6.05	13	PASS
				RB1#13	5.96	13	PASS
				RB1#24	5.72	13	PASS
				RB12#0	6.23	13	PASS
				RB12#6	6.22	13	PASS
				RB12#13	6.32	13	PASS
	RB25#0	6.60		13	PASS		
	MCH	RB1#0	5.38	13	PASS		
		RB1#13	5.30	13	PASS		
		RB1#24	5.30	13	PASS		
		RB12#0	6.22	13	PASS		
		RB12#6	6.11	13	PASS		
		RB12#13	6.16	13	PASS		
		RB25#0	6.73	13	PASS		
	HCH	RB1#0	4.96	13	PASS		
		RB1#13	4.98	13	PASS		
		RB1#24	5.09	13	PASS		
		RB12#0	6.21	13	PASS		
		RB12#6	6.16	13	PASS		
		RB12#13	6.24	13	PASS		
		RB25#0	6.68	13	PASS		
10	LCH	RB1#0	5.27	13	PASS		
		RB1#25	5.30	13	PASS		
		RB1#49	5.24	13	PASS		
		RB25#0	6.46	13	PASS		
		RB25#13	6.32	13	PASS		
		RB25#25	6.38	13	PASS		
		RB50#0	6.67	13	PASS		
	MCH	RB1#0	5.62	13	PASS		

Test Band(For LTE)	Test Mode	Test Bandwidth (MHz)	Test Channel	Test RB	Measured[dB]	Limit [dB]	Verdict
				RB1#25	5.58	13	PASS
				RB1#49	5.44	13	PASS
				RB25#0	6.50	13	PASS
				RB25#13	6.38	13	PASS
				RB25#25	6.37	13	PASS
				RB50#0	6.73	13	PASS
			HCH	RB1#0	5.64	13	PASS
				RB1#25	5.58	13	PASS
				RB1#49	5.61	13	PASS
				RB25#0	6.58	13	PASS
				RB25#13	6.52	13	PASS
				RB25#25	6.36	13	PASS
				RB50#0	6.77	13	PASS

3Appendix_C: Modulation Characteristics

Part I - Test Plots

3.1 For LTE

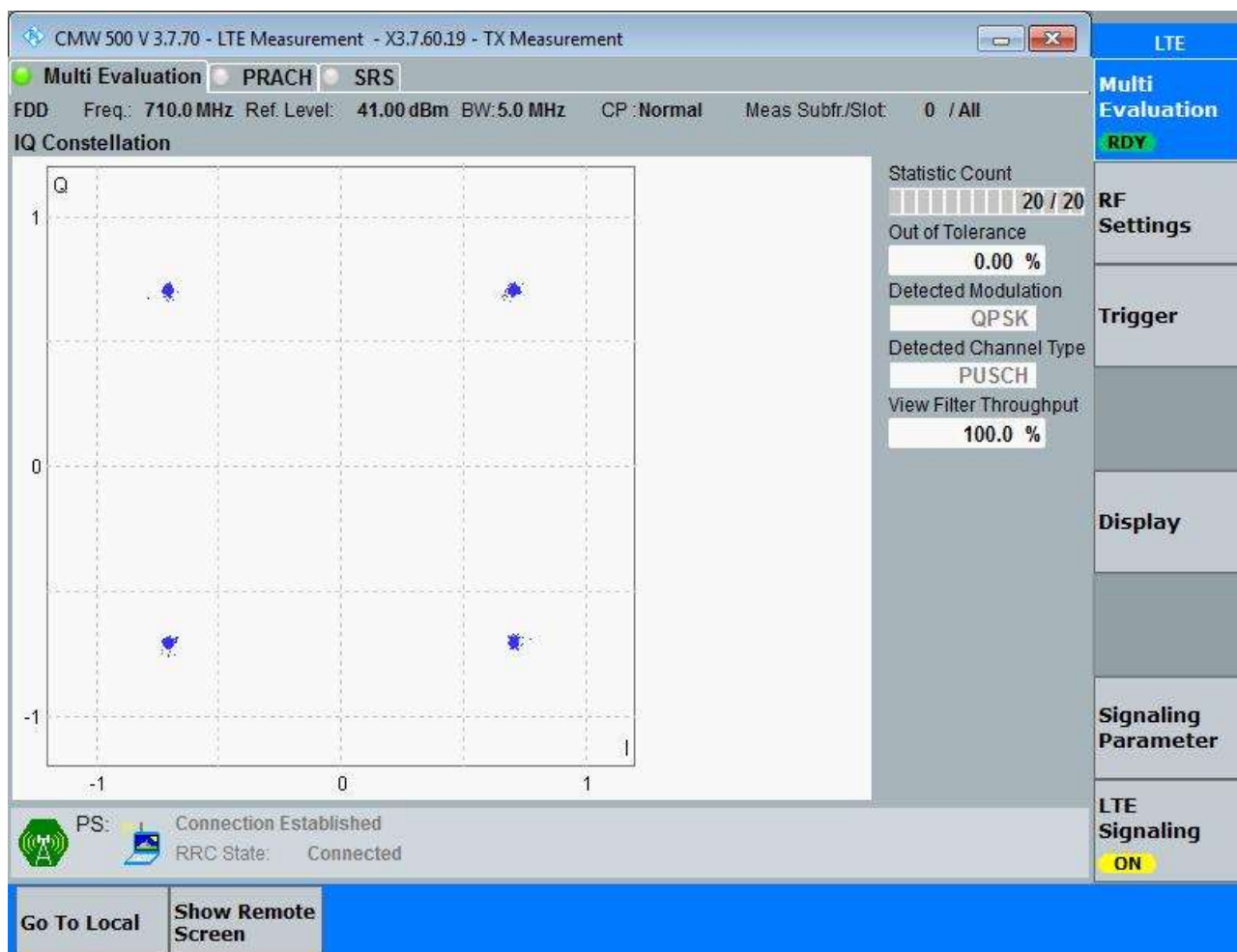
3.1.1 Test Band = Band17

3.1.1.1 Test Mode = LTE/TM1

3.1.1.1.1 Test Bandwidth = 5

3.1.1.1.1.1 Test Channel = MCH

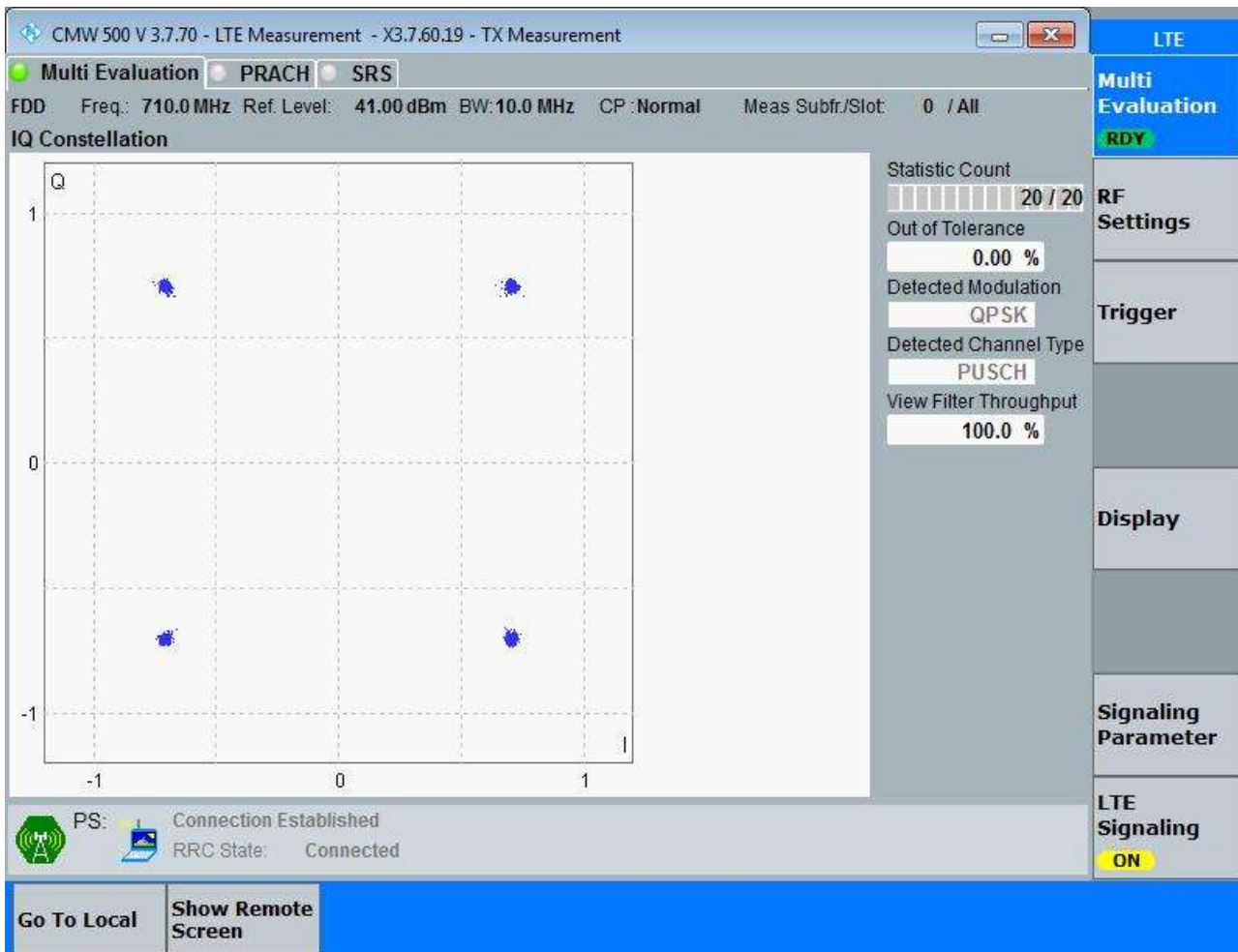
3.1.1.1.1.1.1 Test RB = RB25#0



3.1.1.1.2 Test Bandwidth = 10

3.1.1.1.2.1 Test Channel = MCH

3.1.1.1.2.1.1 Test RB = RB50#0

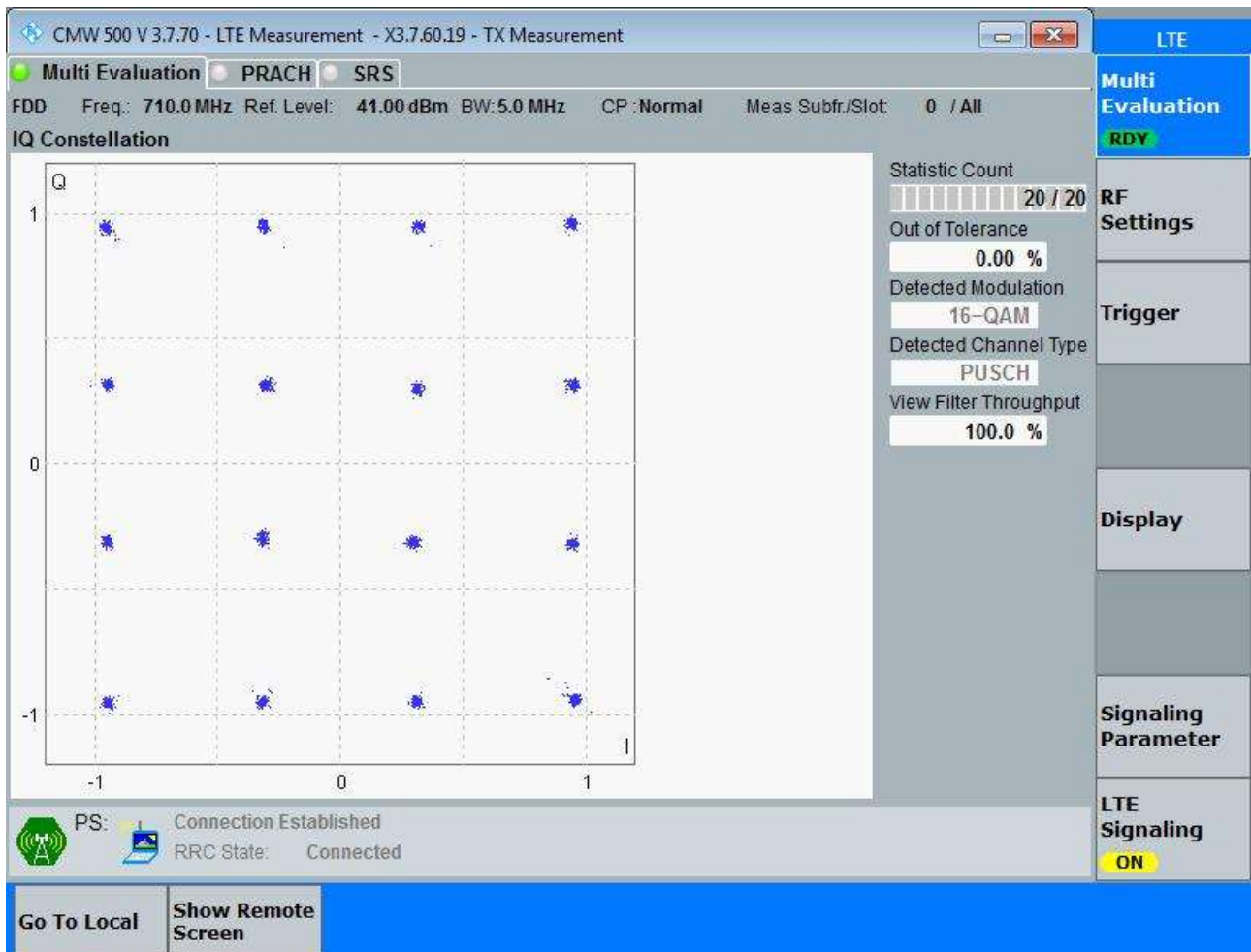


3.1.1.2 Test Mode = LTE/TM2

3.1.1.2.1 Test Bandwidth = 5

3.1.1.2.1.1 Test Channel = MCH

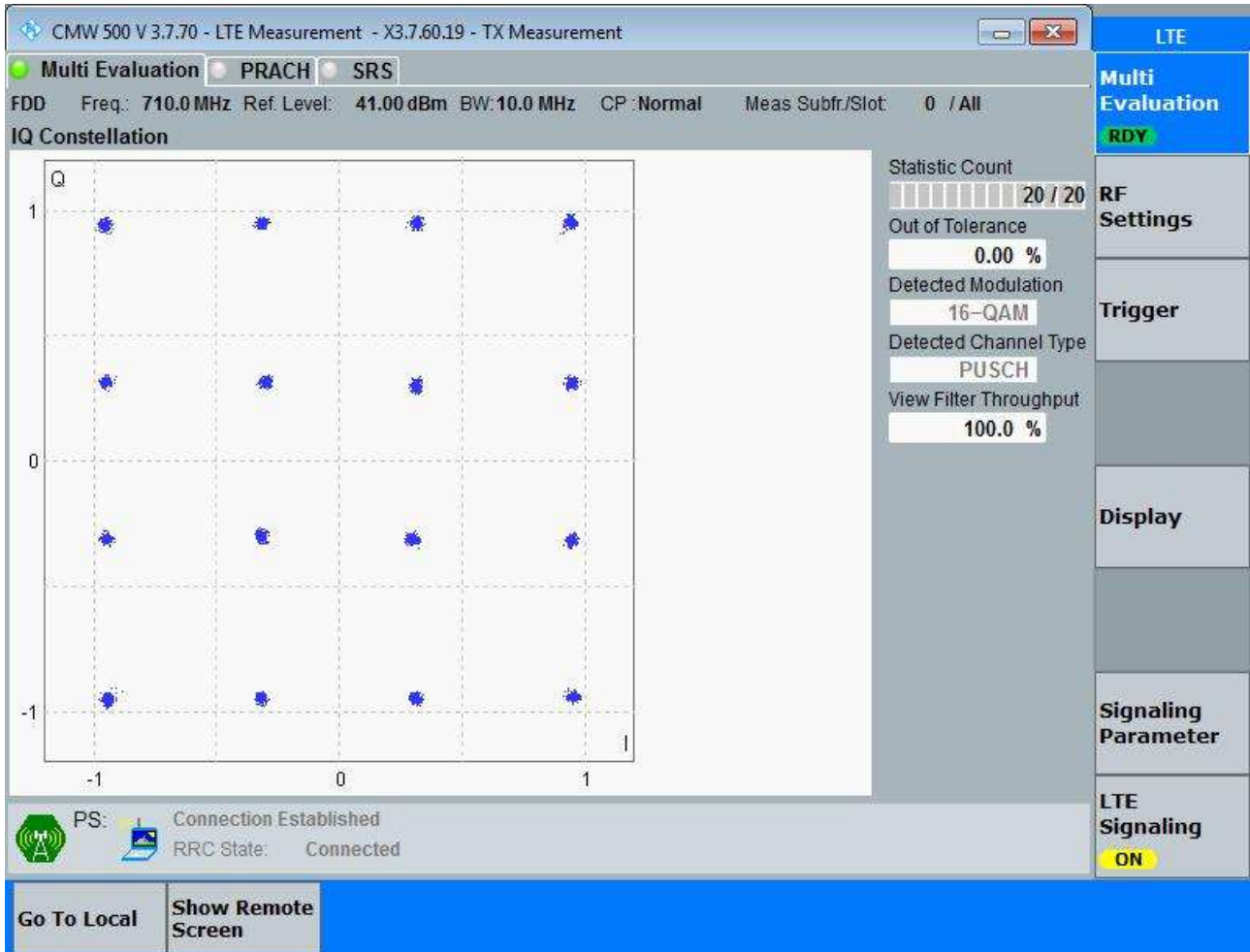
3.1.1.2.1.1.1 Test RB = RB25#0



3.1.1.2.4 Test Bandwidth = 10

3.1.1.2.4.1 Test Channel = MCH

3.1.1.2.4.1.1 Test RB = RB50#0



4Appendix_D: Bandwidth

Part I - Test Results

Test Band	Test Mode	Test Bandwidth	Test Channel	Test RB	Occupied Bandwidth [MHz]	Emission Bandwidth [MHz]	Verdict
Band17	LTE/TM1	5	LCH	RB25#0	4.51	4.94	Pass
			MCH	RB25#0	4.50	4.93	Pass
			HCH	RB25#0	4.52	4.95	Pass
		10	LCH	RB50#0	9.01	9.88	Pass
			MCH	RB50#0	9.00	9.87	Pass
			HCH	RB50#0	9.02	9.93	Pass
	LTE/TM2	5	LCH	RB25#0	4.51	4.95	Pass
			MCH	RB25#0	4.53	4.97	Pass
			HCH	RB25#0	4.51	4.93	Pass
		10	LCH	RB50#0	9.00	9.92	Pass
			MCH	RB50#0	8.99	9.88	Pass
			HCH	RB50#0	8.99	9.84	Pass

Part II - Test Plots

4.1 For LTE

4.1.1 Test Band = Band17

4.1.1.1 Test Mode = LTE/TM1

4.1.1.1.1 Test Bandwidth = 5

4.1.1.1.1.1 Test Channel = LCH

4.1.1.1.1.1.1 Test RB = RB25#0



4.1.1.1.1.2 Test Channel = MCH

4.1.1.1.1.2.1 Test RB = RB25#0



4.1.1.1.1.3 Test Channel = HCH

4.1.1.1.1.3.1 Test RB = RB25#0



4.1.1.1.2 Test Bandwidth = 10

4.1.1.1.2.1 Test Channel = LCH

4.1.1.1.2.1.1 Test RB = RB50#0



4.1.1.1.2.2 Test Channel = MCH

4.1.1.1.2.2.1 Test RB = RB50#0



4.1.1.1.2.3 Test Channel = HCH

4.1.1.1.2.3.1 Test RB = RB50#0

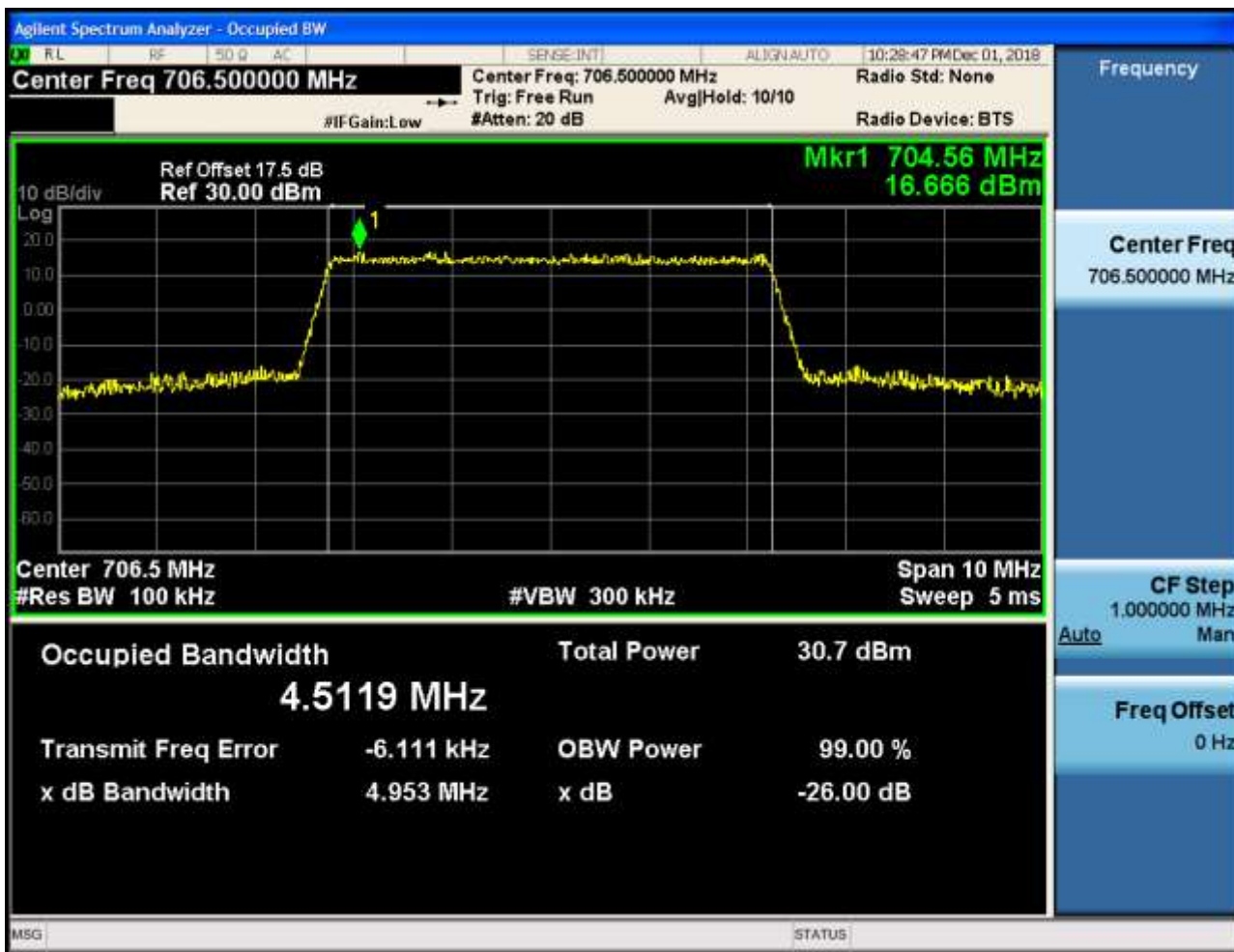


4.1.1.2 Test Mode = LTE/TM2

4.1.1.2.1 Test Bandwidth = 5

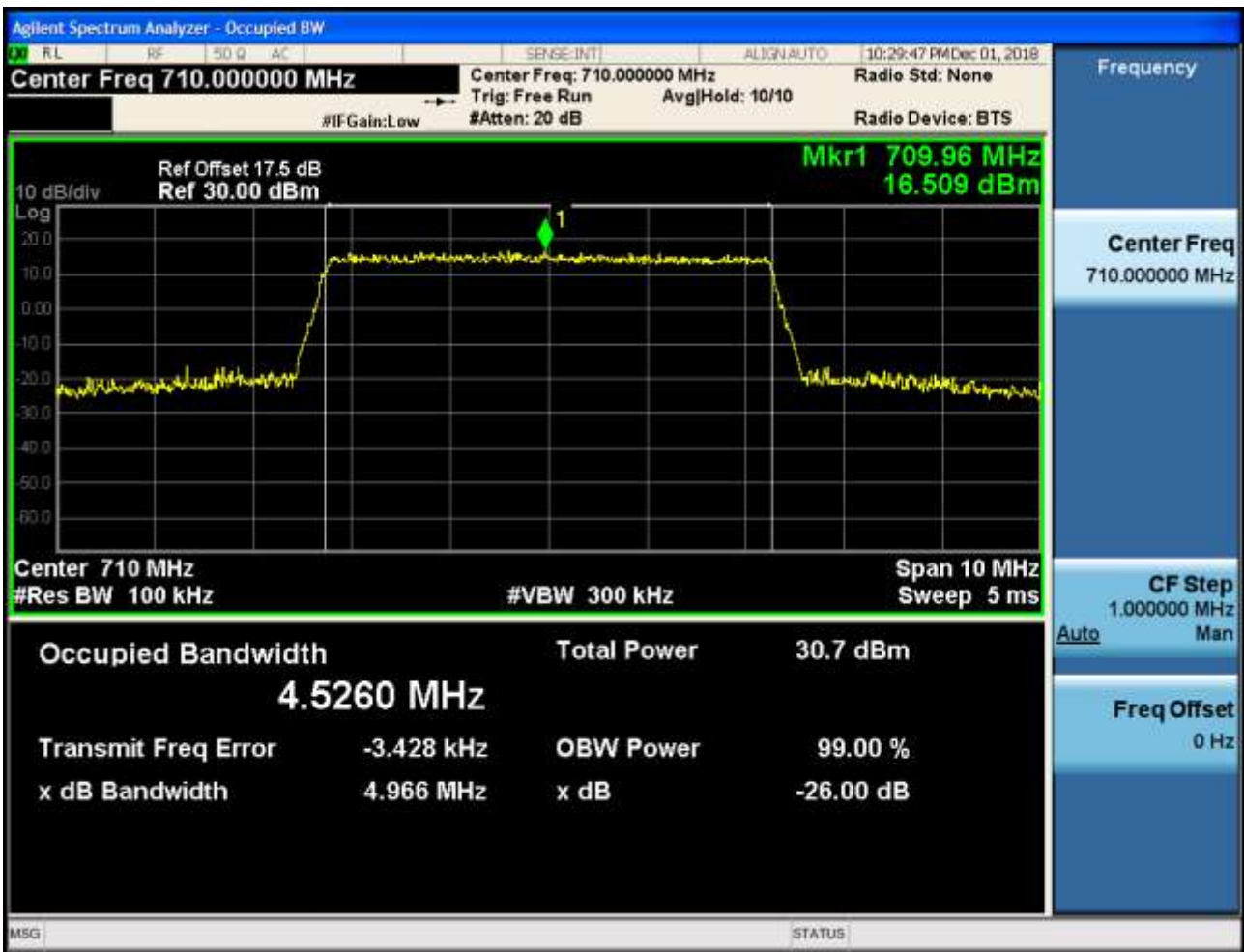
4.1.1.2.1.1 Test Channel = LCH

4.1.1.2.1.1.1 Test RB = RB25#0



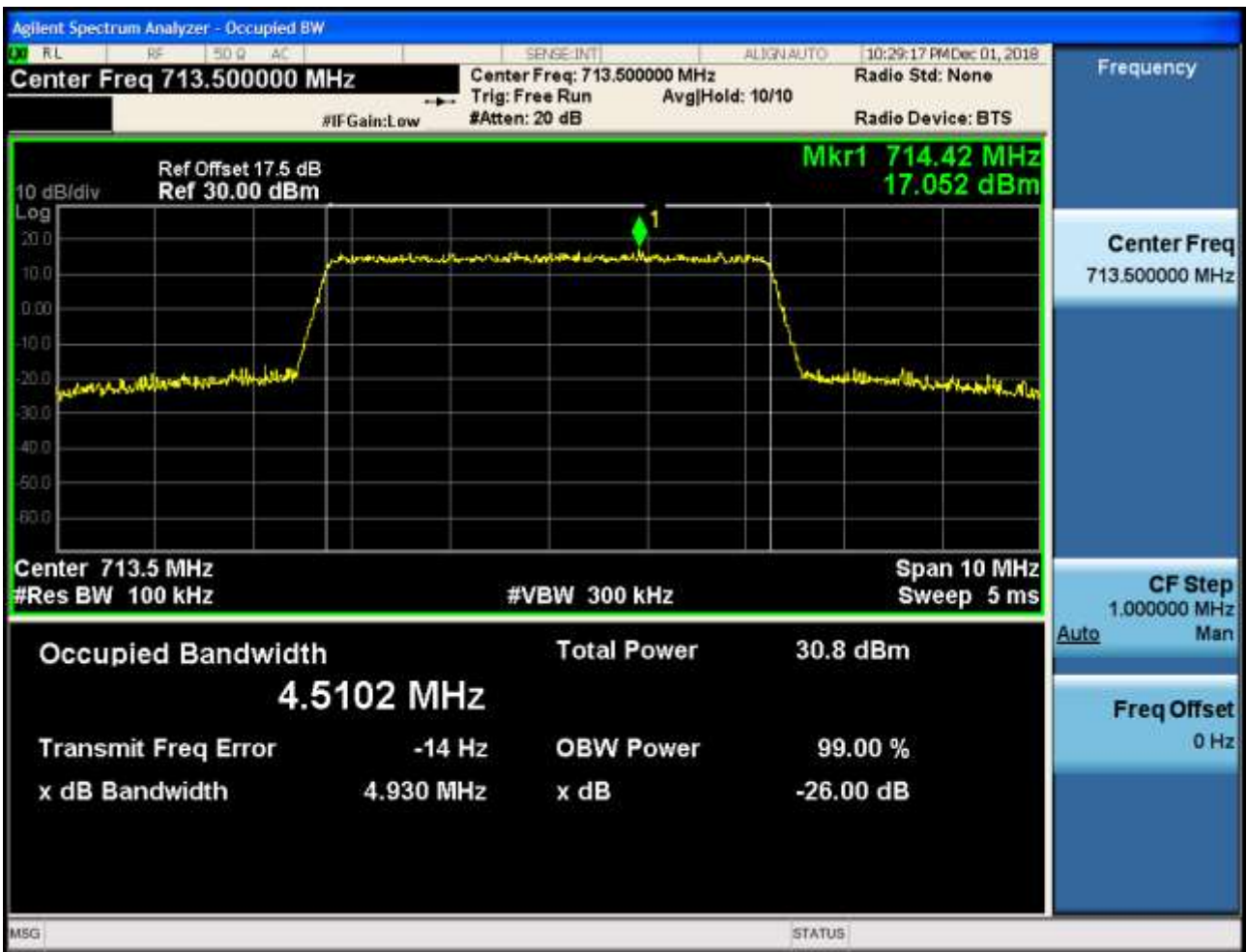
4.1.1.2.1.2 Test Channel = MCH

4.1.1.2.1.2.1 Test RB = RB25#0



4.1.1.2.1.3 Test Channel = HCH

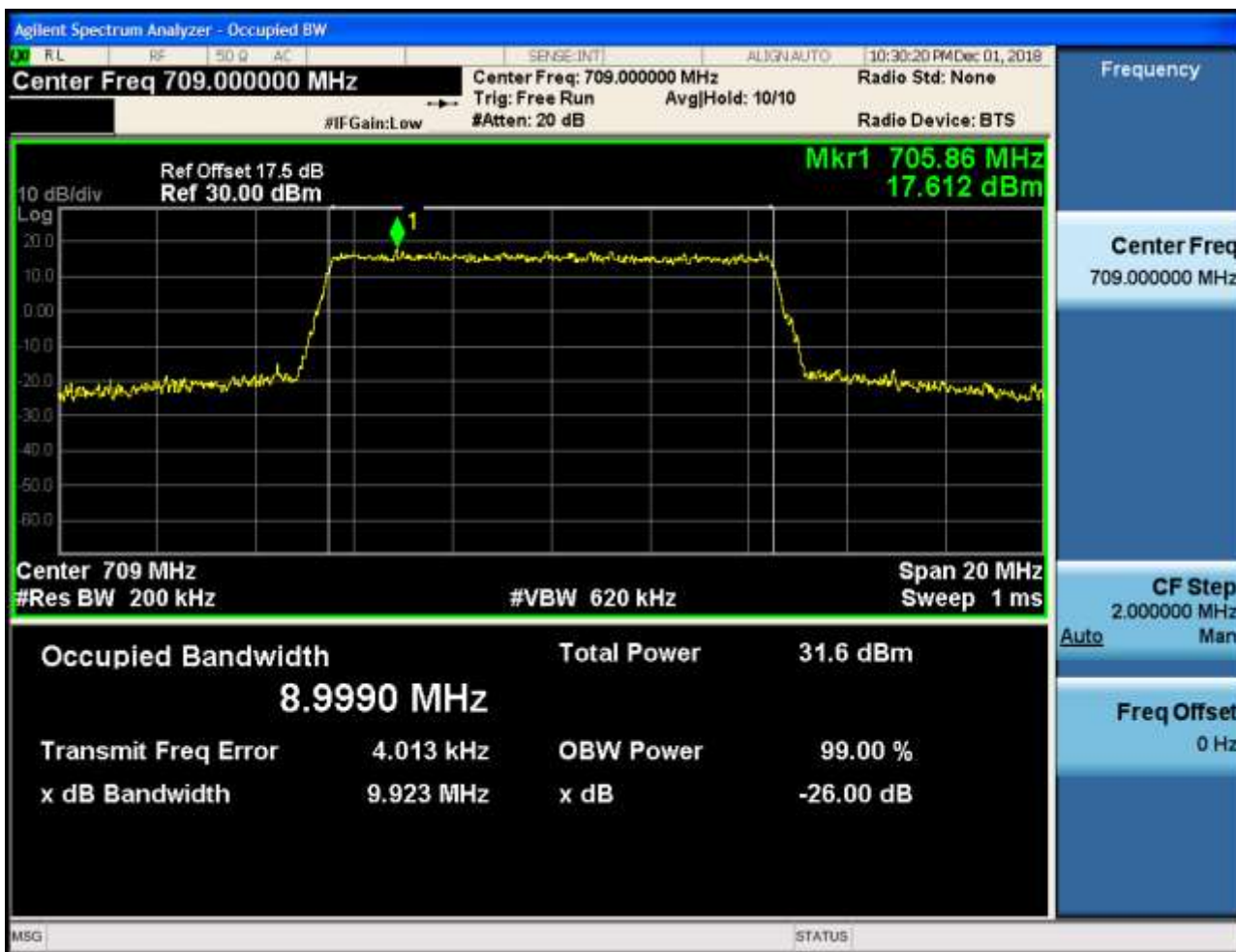
4.1.1.2.1.3.1 Test RB = RB25#0



4.1.1.2.2 Test Bandwidth = 10

4.1.1.2.2.1 Test Channel = LCH

4.1.1.2.2.1.1 Test RB = RB50#0



4.1.1.2.2 Test Channel = MCH

4.1.1.2.2.1 Test RB = RB50#0



4.1.1.2.2.3 Test Channel = HCH

4.1.1.2.2.3.1 Test RB = RB50#0



5Appendix_E: Band Edges Compliance

Part I - Test Plots

5.1 For LTE

5.1.1 Test Band = Band17

5.1.1.1 Test Mode = LTE/TM1

5.1.1.1.1 Test Bandwidth = 5

5.1.1.1.1.1 Test Channel = LCH

5.1.1.1.1.1.1 Test RB = RB1#0



5.1.1.1.1.2 Test RB = RB1#24



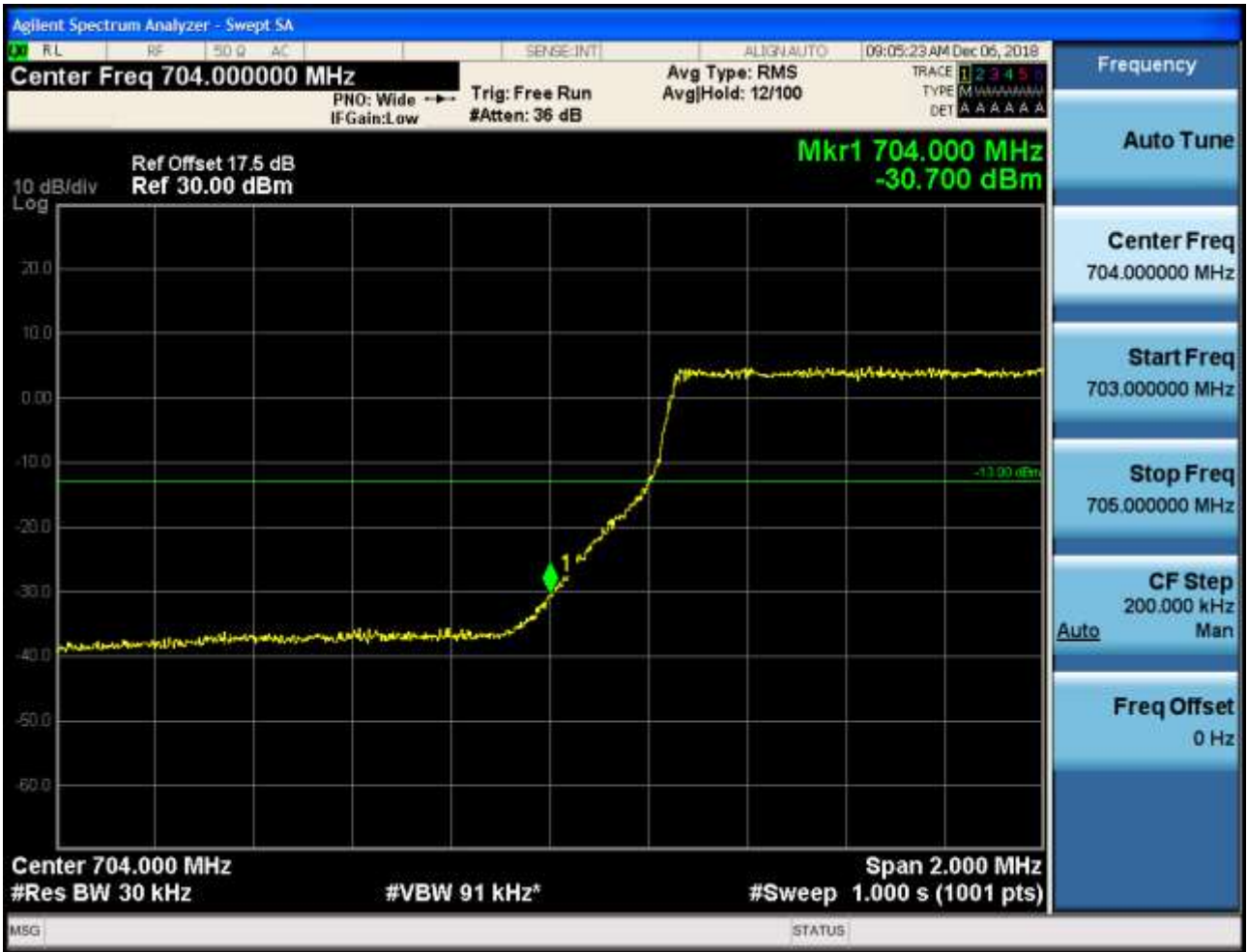


5.1.1.1.1.3 Test RB = RB12#6





5.1.1.1.1.4 Test RB = RB25#0



5.1.1.1.1.2 Test Channel = HCH

5.1.1.1.1.2.1 Test RB = RB1#0



5.1.1.1.2.2 Test RB = RB1#24



5.1.1.1.1.2.3 Test RB = RB12#6





5.1.1.1.1.2.4 Test RB = RB25#0



5.1.1.1.2 Test Bandwidth = 10

5.1.1.1.2.1 Test Channel = LCH

5.1.1.1.2.1.1 Test RB = RB1#0



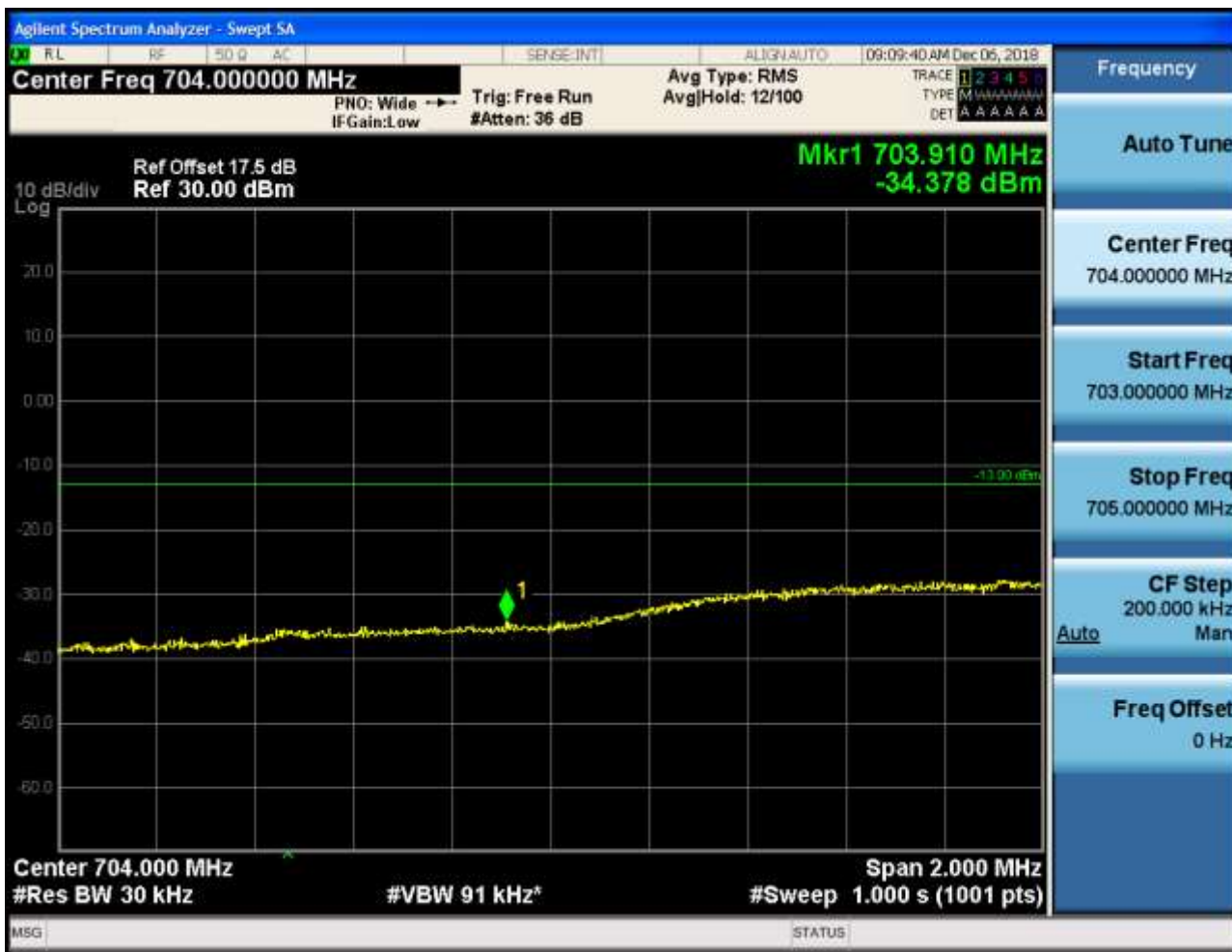


5.1.1.1.2.1.2 Test RB = RB1#49





5.1.1.1.2.1.3 Test RB = RB25#13



5.1.1.1.2.1.4 Test RB = RB50#0

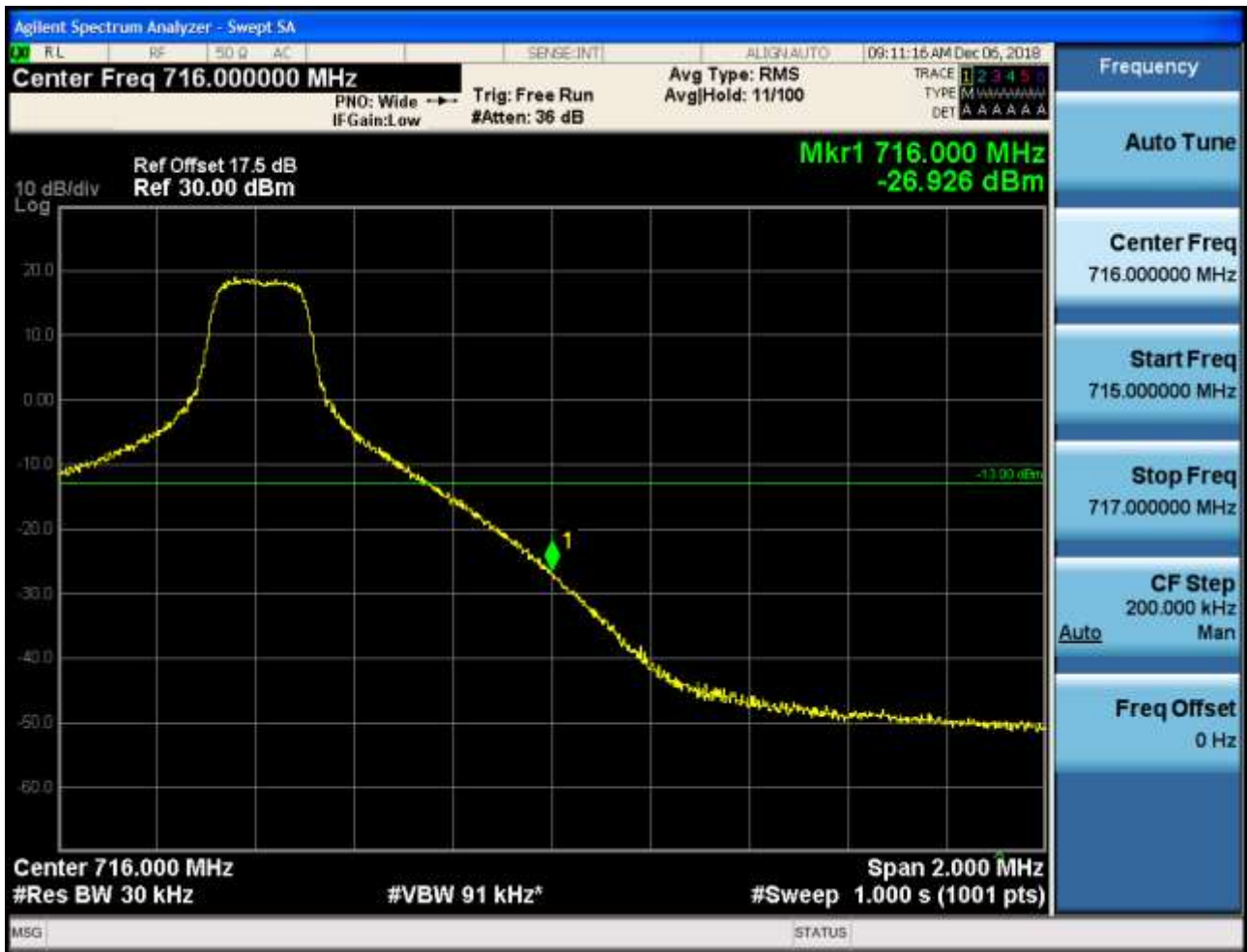


5.1.1.1.2.2 Test Channel = HCH

5.1.1.1.2.2.1 Test RB = RB1#0



5.1.1.1.2.2.2 Test RB = RB1#49





5.1.1.1.2.2.3 Test RB = RB25#13



5.1.1.1.2.2.4 Test RB = RB50#0



5.1.1.2 Test Mode = LTE/TM2

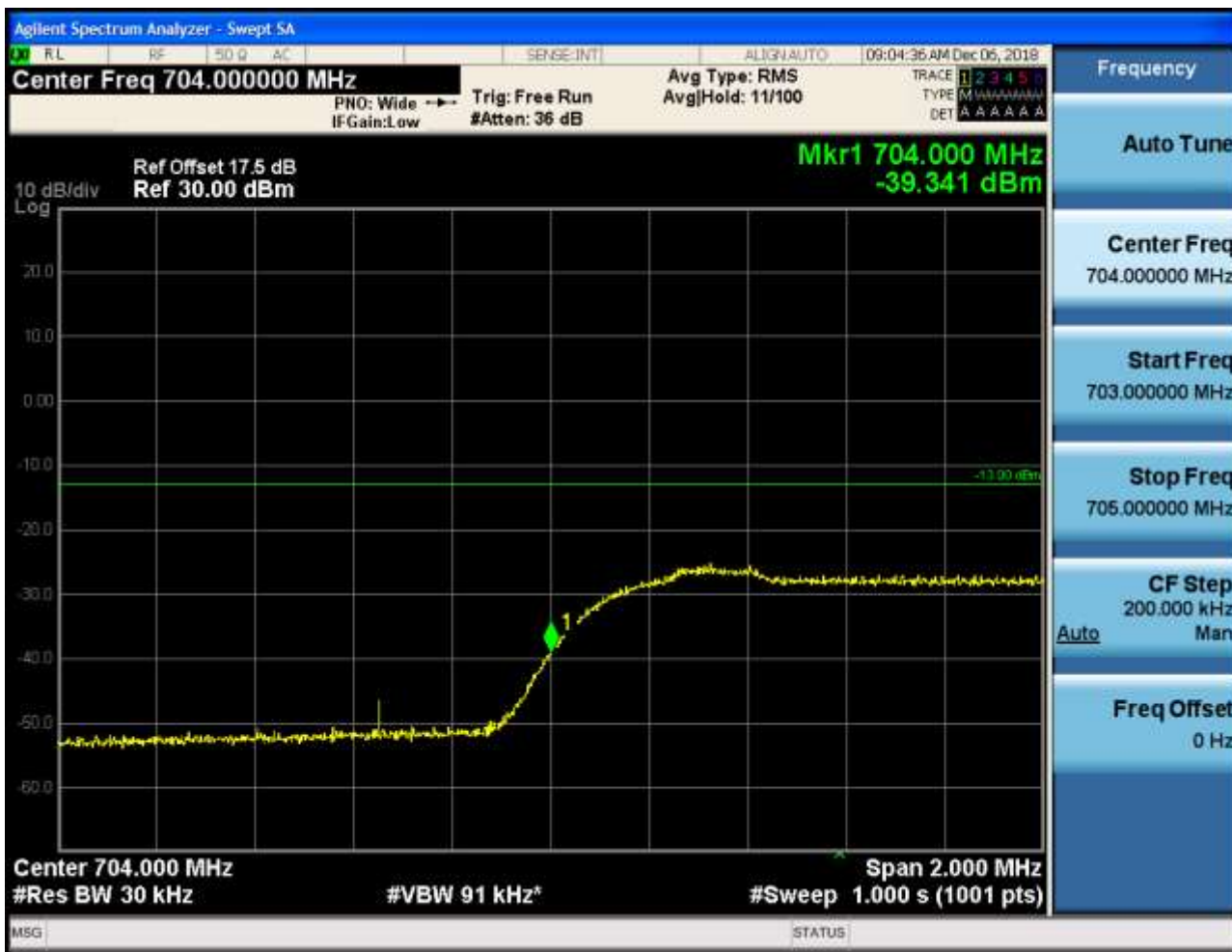
5.1.1.2.1 Test Bandwidth = 5

5.1.1.2.1.1 Test Channel = LCH

5.1.1.2.1.1.1 Test RB = RB1#0



5.1.1.2.1.1.2 Test RB = RB1#24



5.1.1.2.1.1.3 Test RB = RB12#6



5.1.1.2.1.1.4 Test RB = RB25#0



5.1.1.2.1.2 Test Channel = HCH

5.1.1.2.1.2.1 Test RB = RB1#0



5.1.1.2.1.2.2 Test RB = RB1#24





5.1.1.2.1.2.3 Test RB = RB12#6





5.1.1.2.1.2.4 Test RB = RB25#0



5.1.1.2.2 Test Bandwidth = 10

5.1.1.2.2.1 Test Channel = LCH

5.1.1.2.2.1.1 Test RB = RB1#0



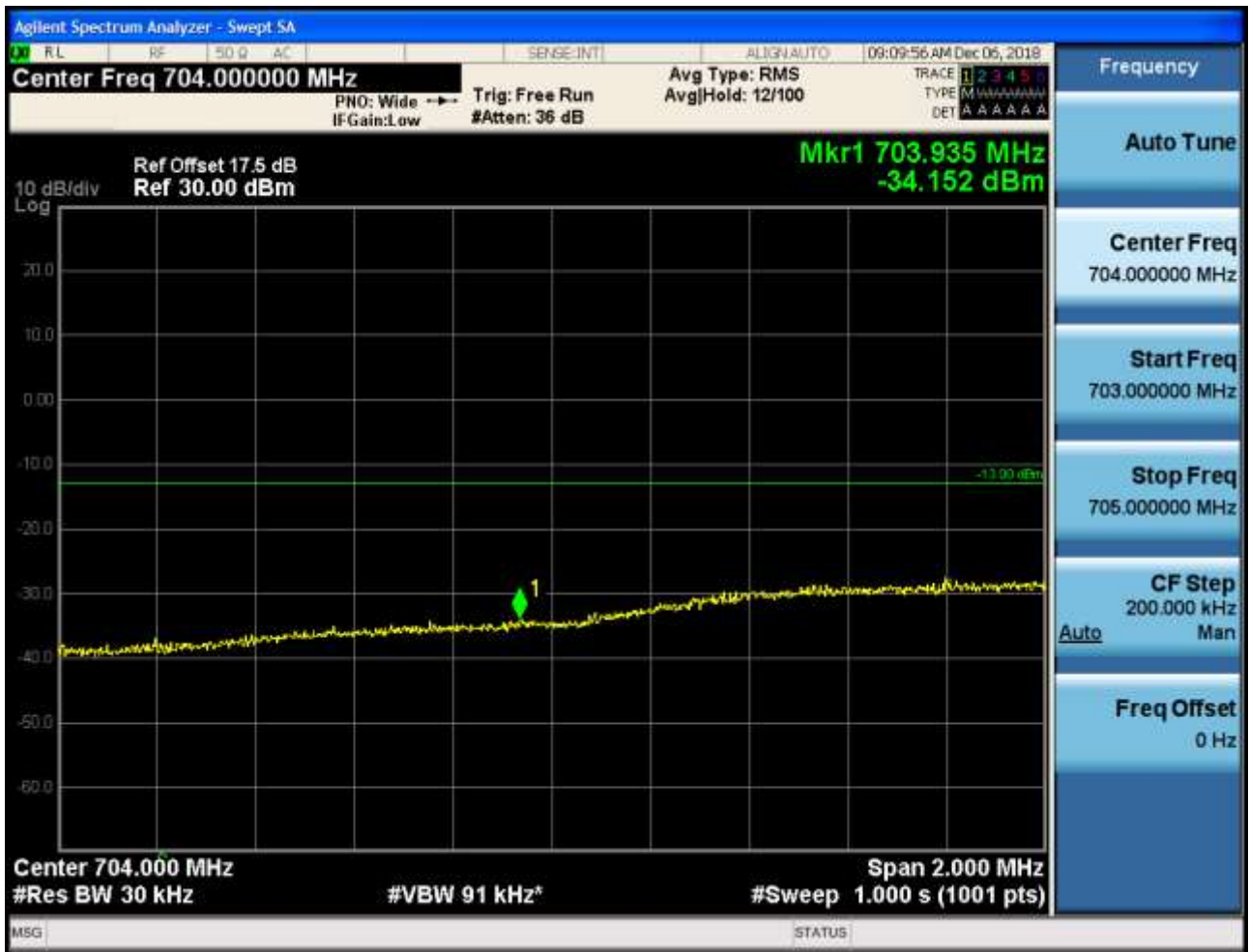


5.1.1.2.2.1.2 Test RB = RB1#49





5.1.1.2.2.1.3 Test RB = RB25#13



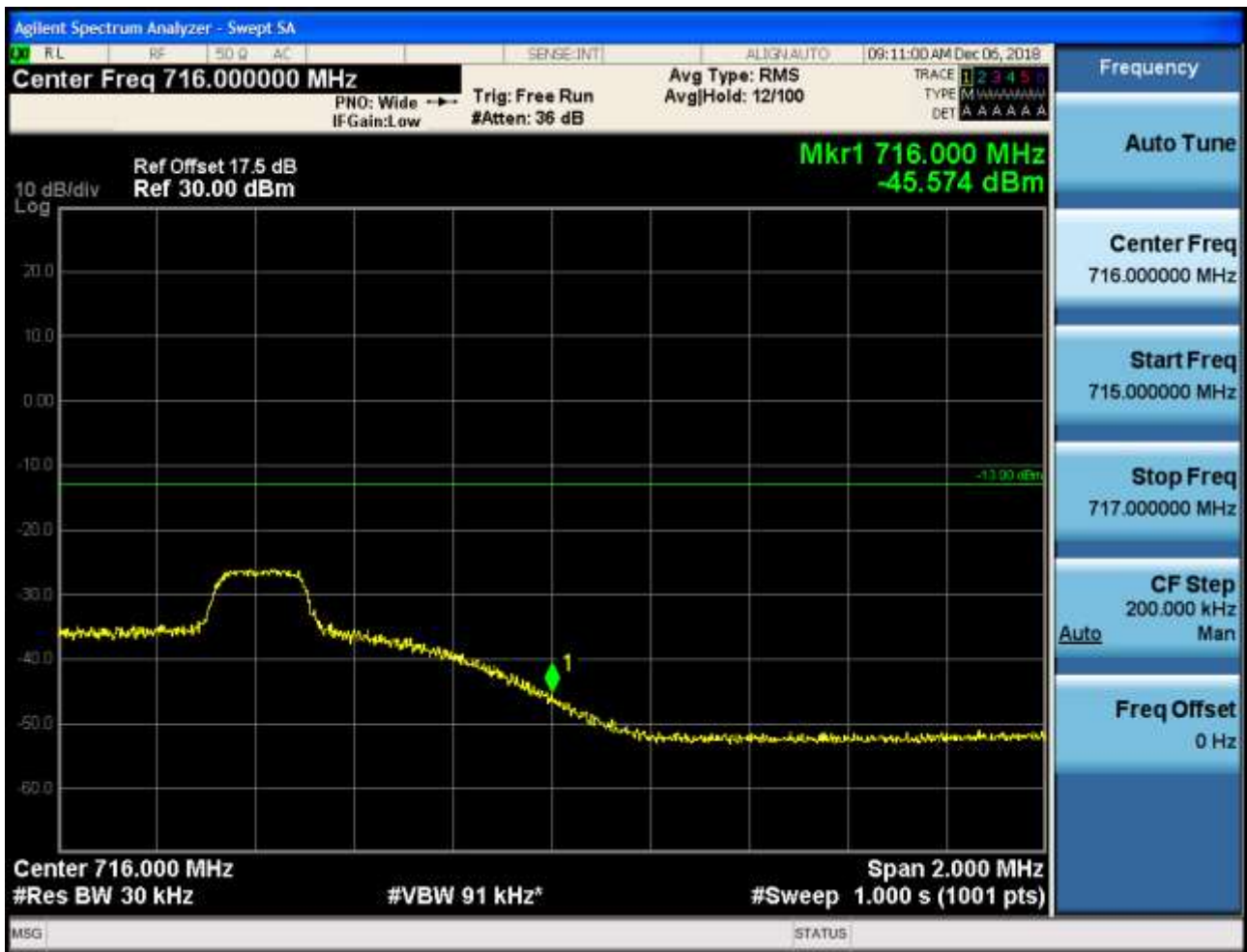


5.1.1.2.2.1.4 Test RB = RB50#0



5.1.1.2.2.2 Test Channel = HCH

5.1.1.2.2.2.1 Test RB = RB1#0



5.1.1.2.2.2 Test RB = RB1#49





5.1.1.2.2.3 Test RB = RB25#13



5.1.1.2.2.4 Test RB = RB50#0



6Appendix_F: Spurious Emission at Antenna Terminal

NOTE: For the averaged unwanted emissions measurements, the measurement points in each sweep is greater than twice the Span/RBW in order to ensure bin-to-bin spacing of $< RBW/2$ so that narrowband signals are not lost between frequency bins. As to the present test item, the "Measurement Points = $k * (Span / RBW)$ " with k between 4 and 5, which results in an acceptable level error of less than 0.5 dB.

Part I - Test Plots

6.1 For LTE

6.1.1 Test Band = Band17

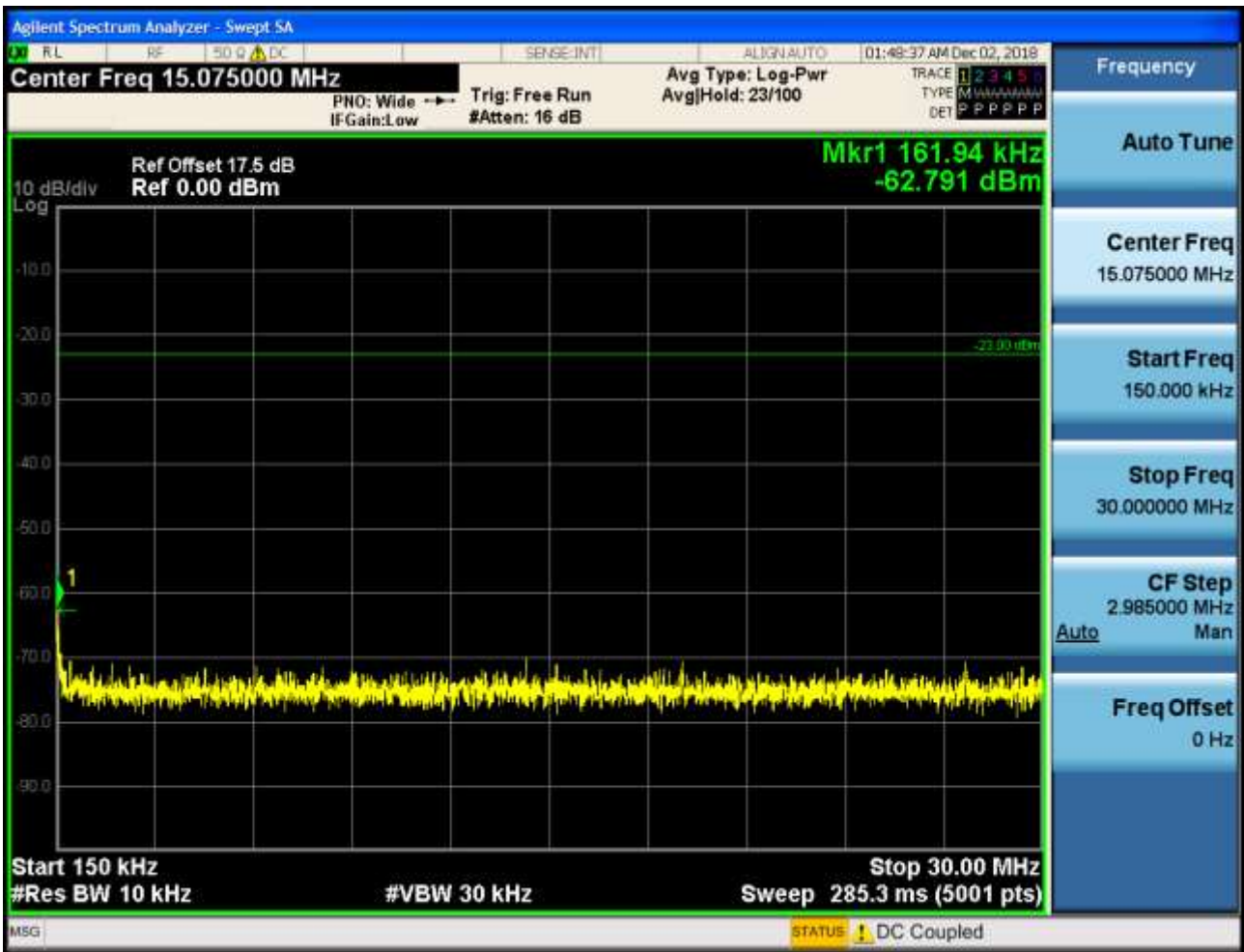
6.1.1.1 Test Mode = LTE/TM1

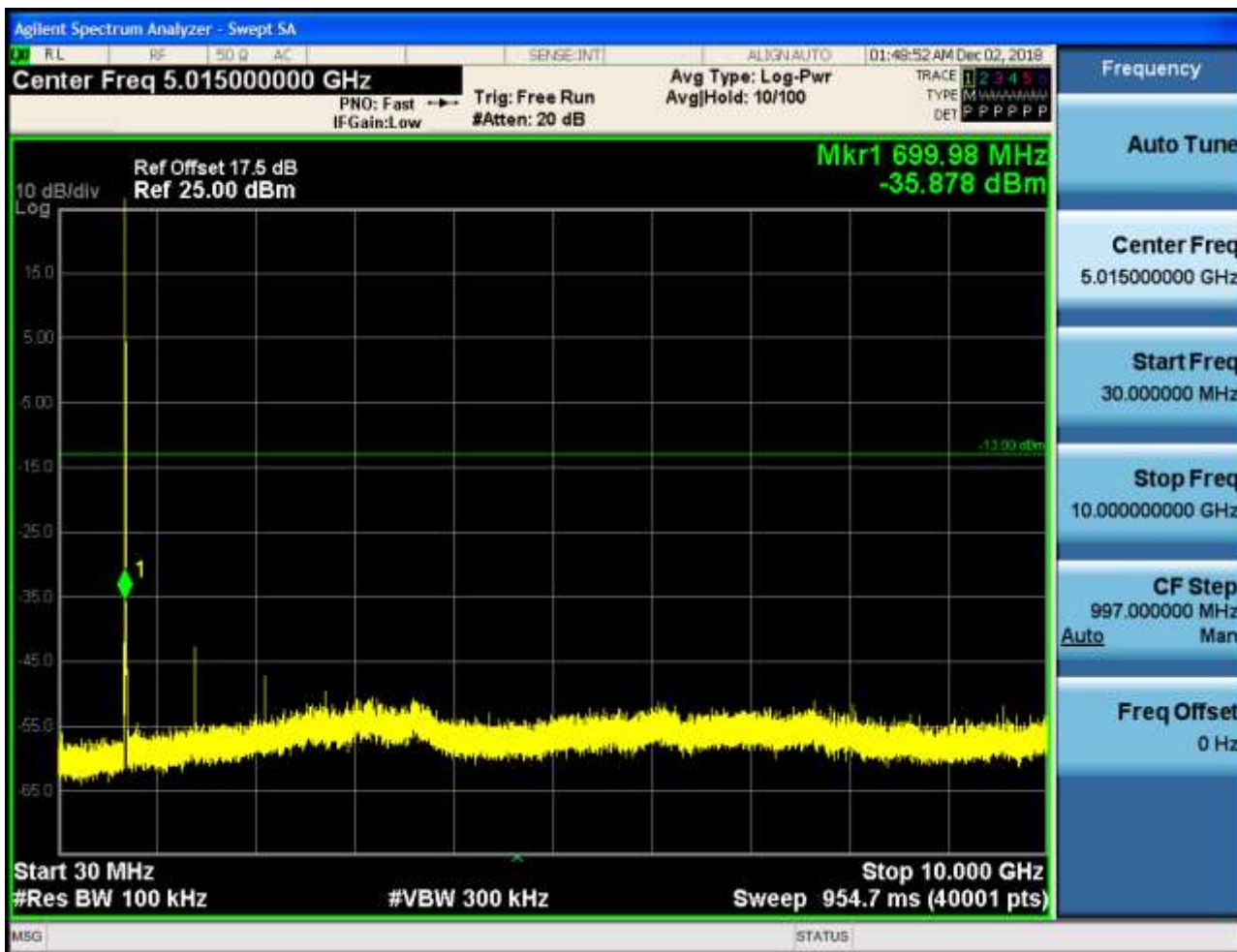
6.2.1.1.1 Test Bandwidth = 5

6.2.1.1.1.1 Test Channel = LCH

6.2.1.1.1.1.1 Test RB = RB1#0



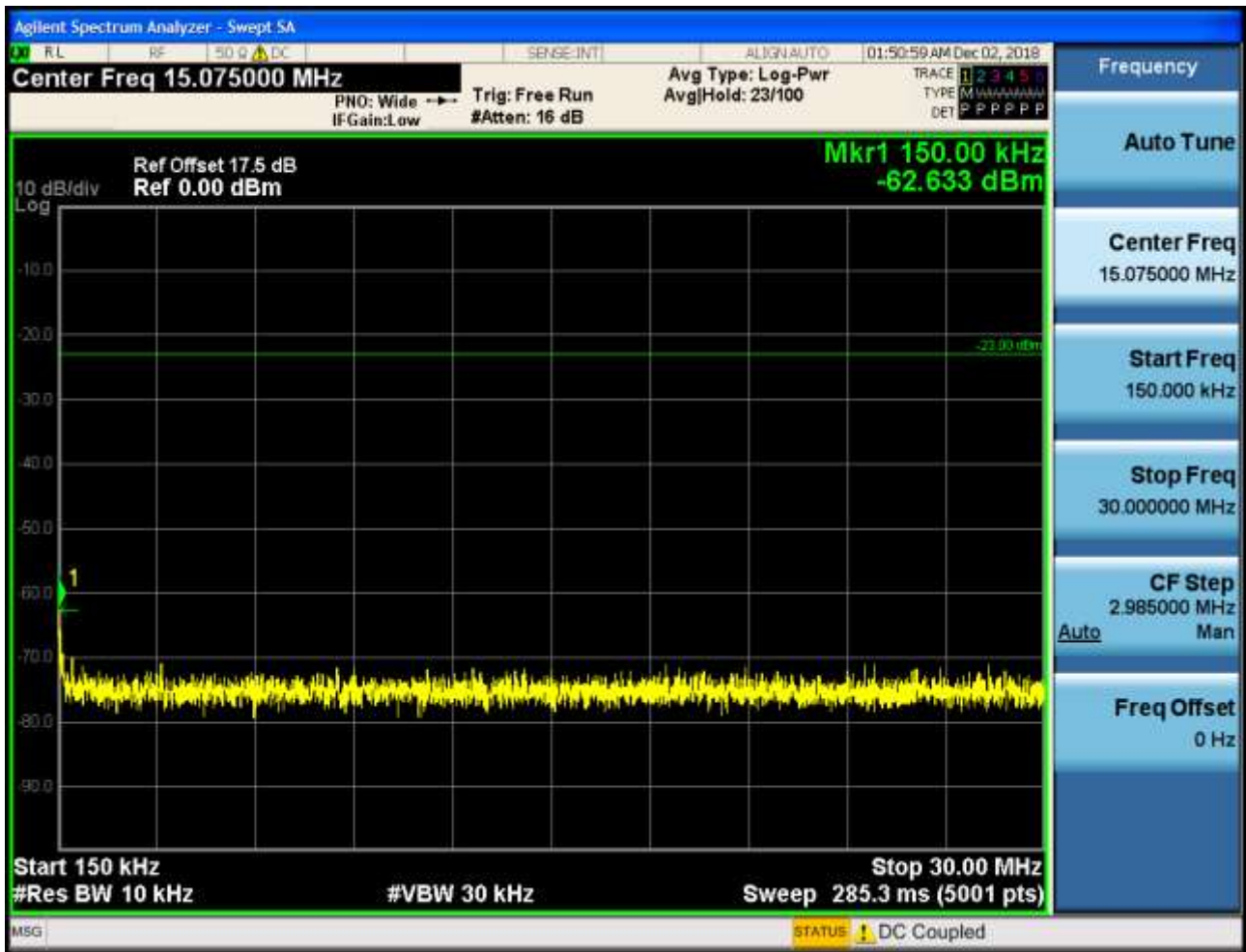


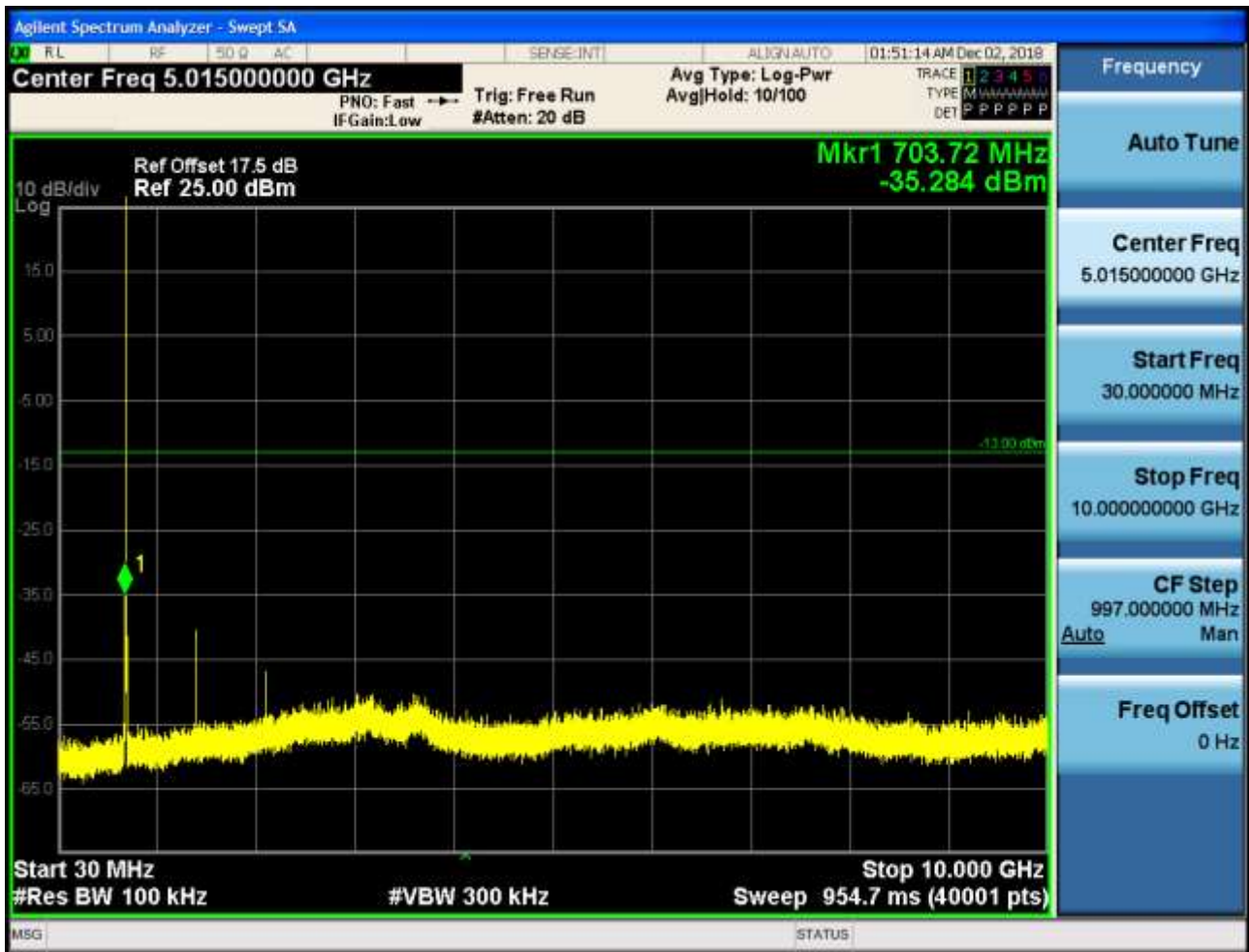


6.2.1.1.1.2 Test Channel = MCH

6.2.1.1.1.2.1 Test RB = RB1#0



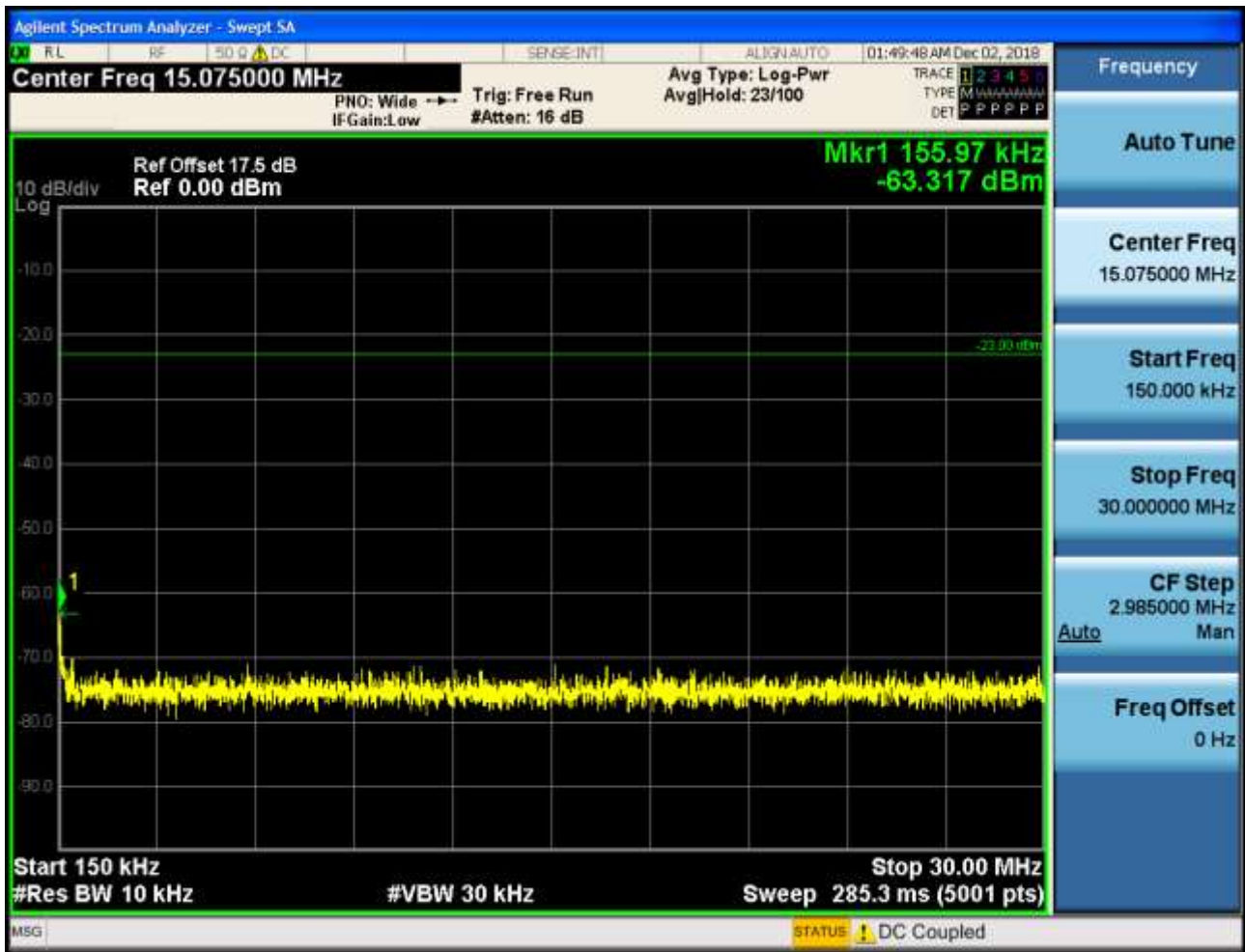


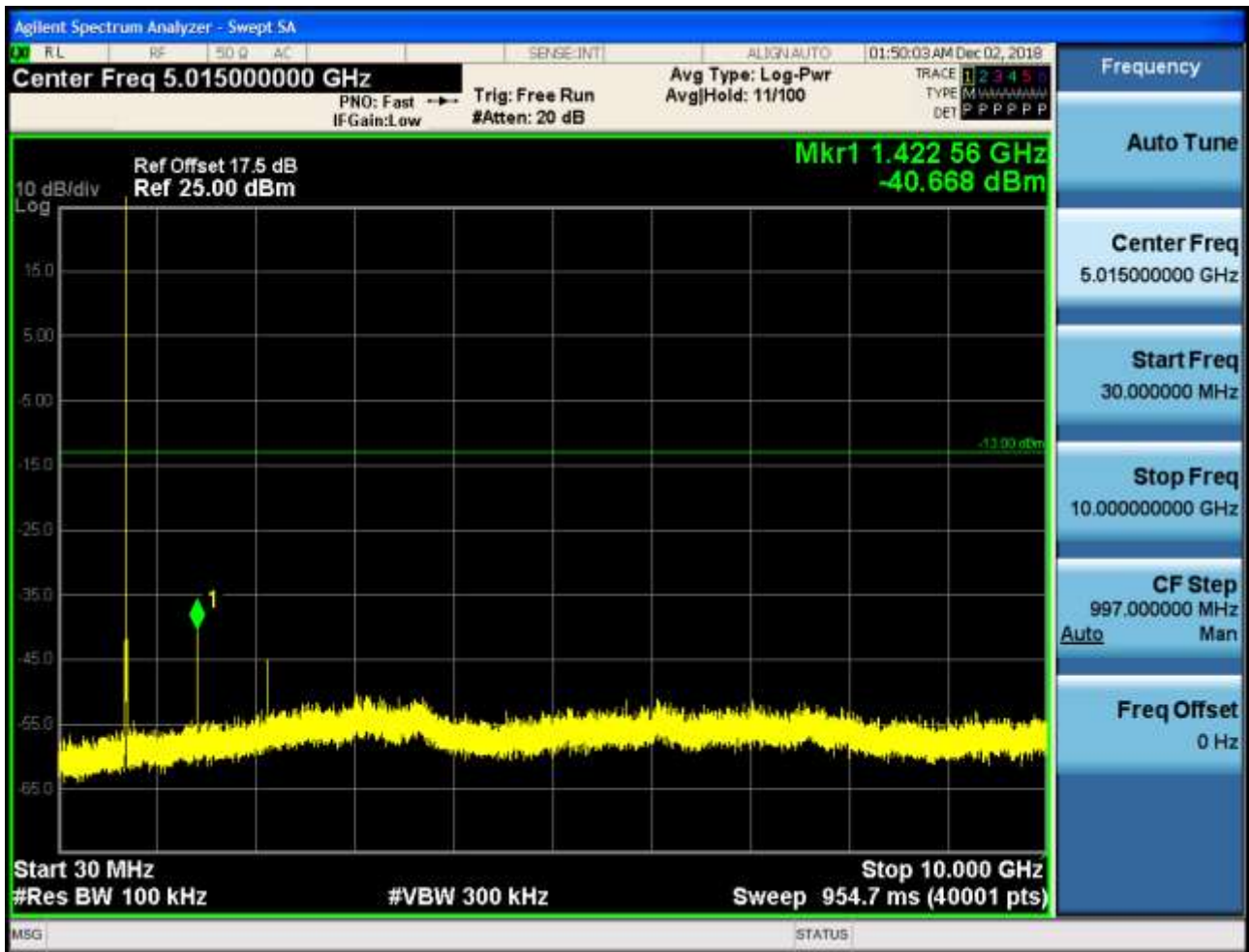


6.2.1.1.1.3 Test Channel = HCH

6.2.1.1.1.3.1 Test RB = RB1#0





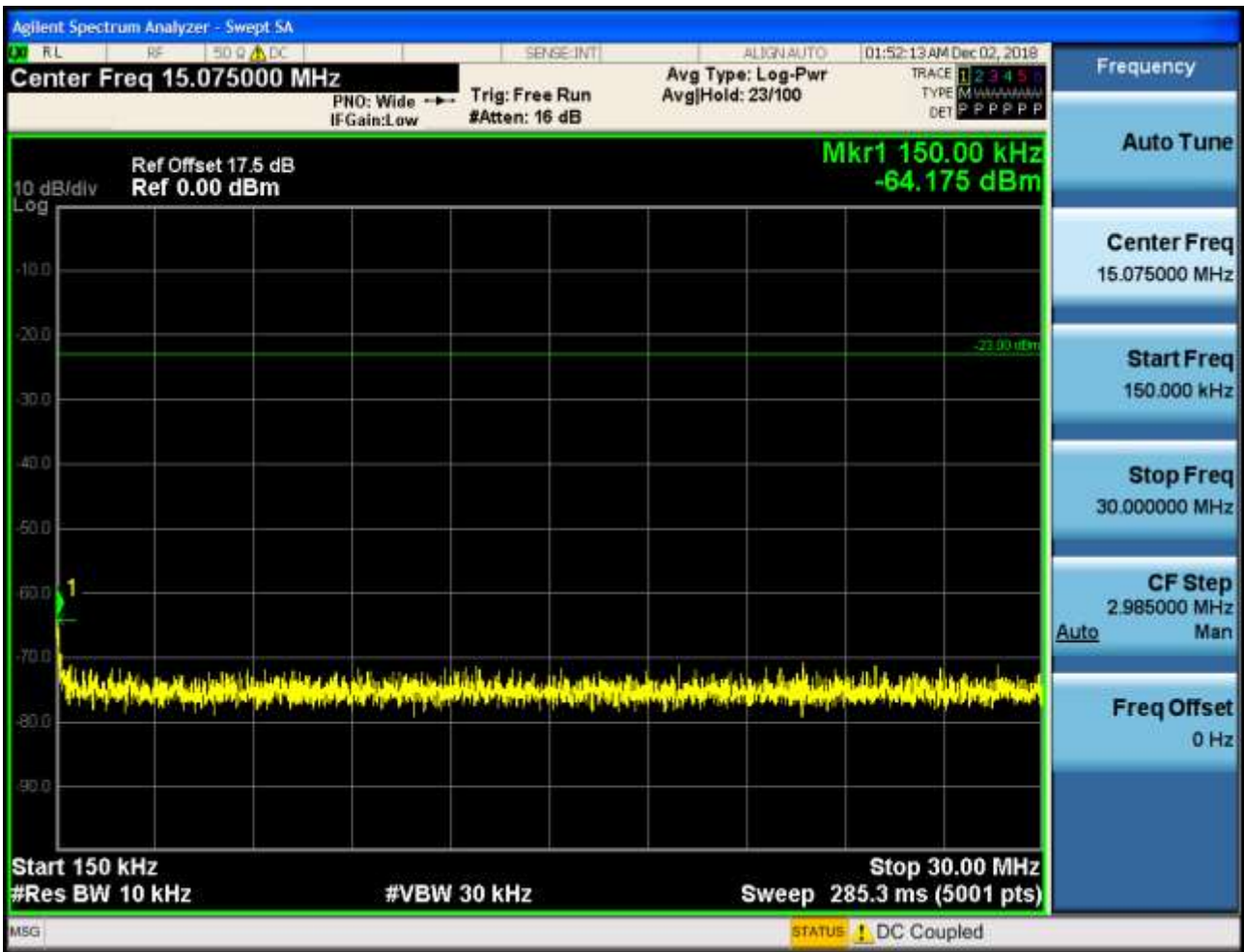


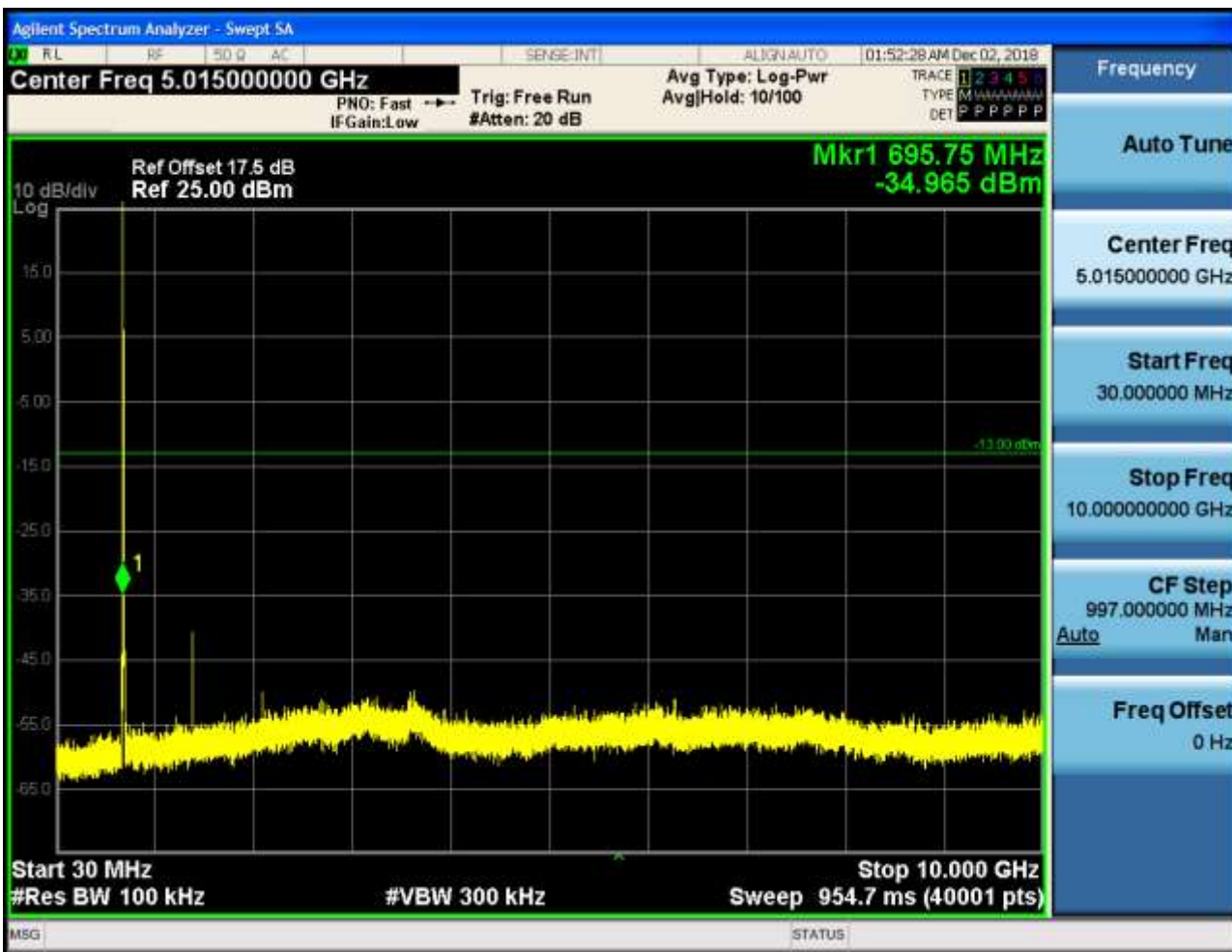
6.2.1.1.2 Test Bandwidth = 10

6.2.1.1.2.1 Test Channel = LCH

6.2.1.1.2.1.1 Test RB = RB1#0



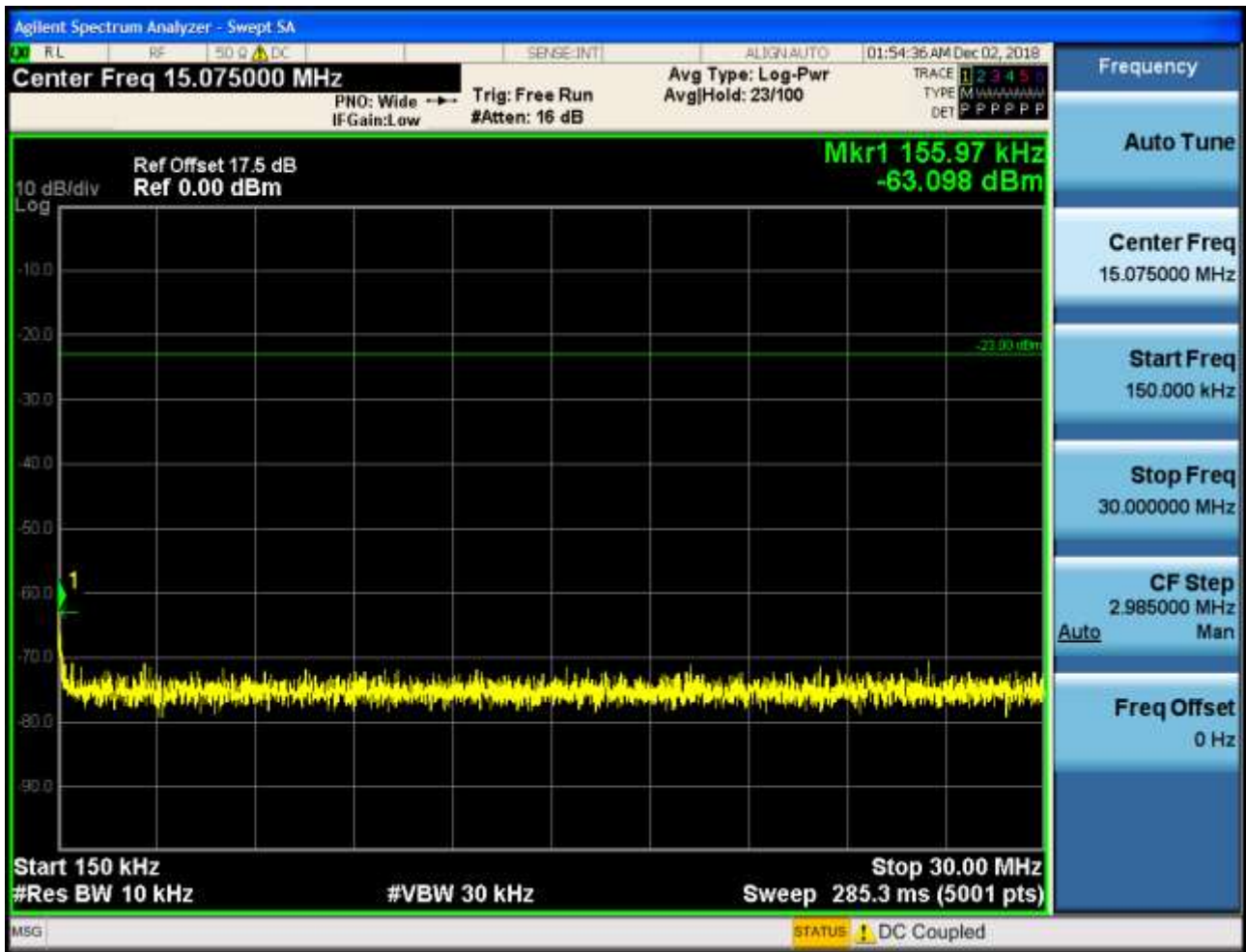


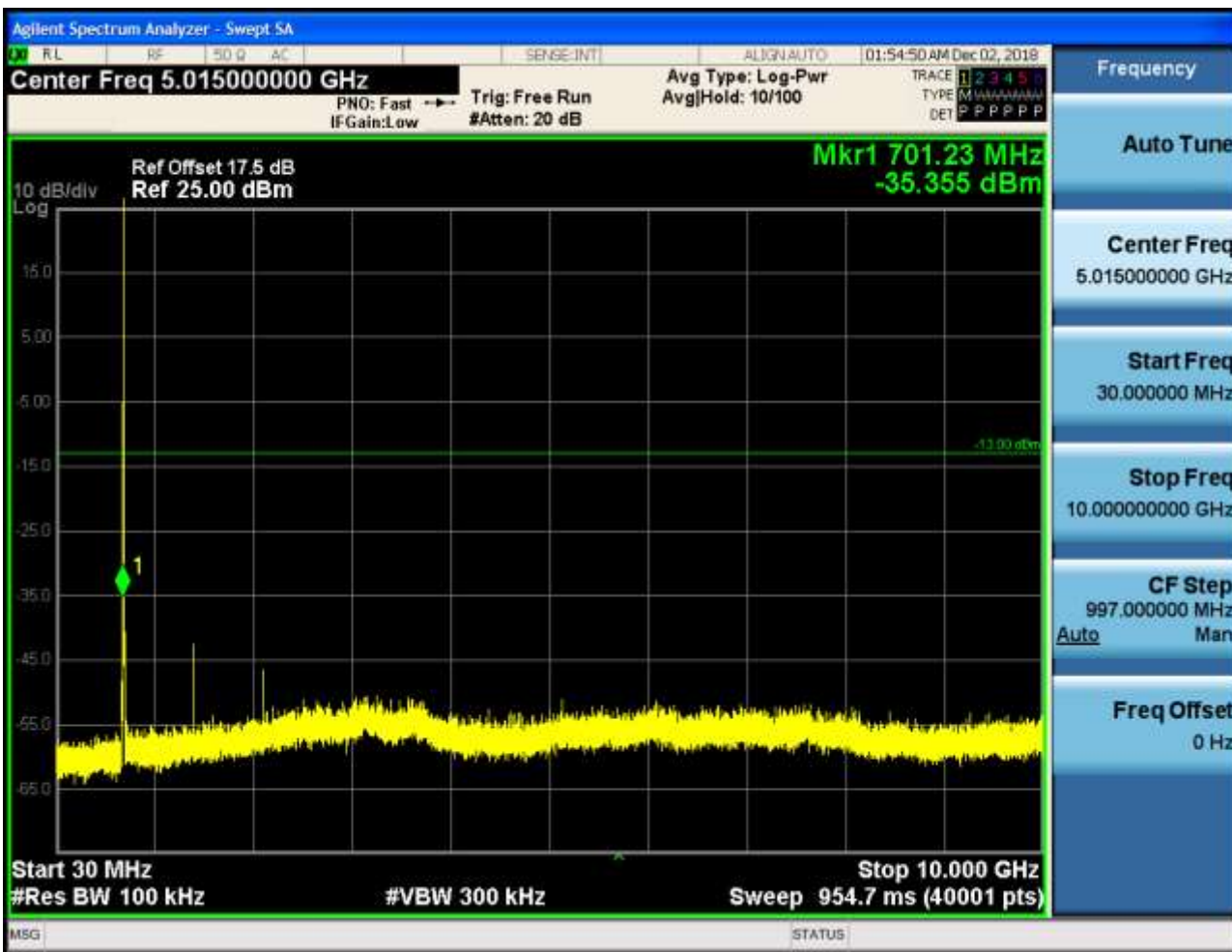


6.2.1.1.2.2 Test Channel = MCH

6.2.1.1.2.2.1 Test RB = RB1#0



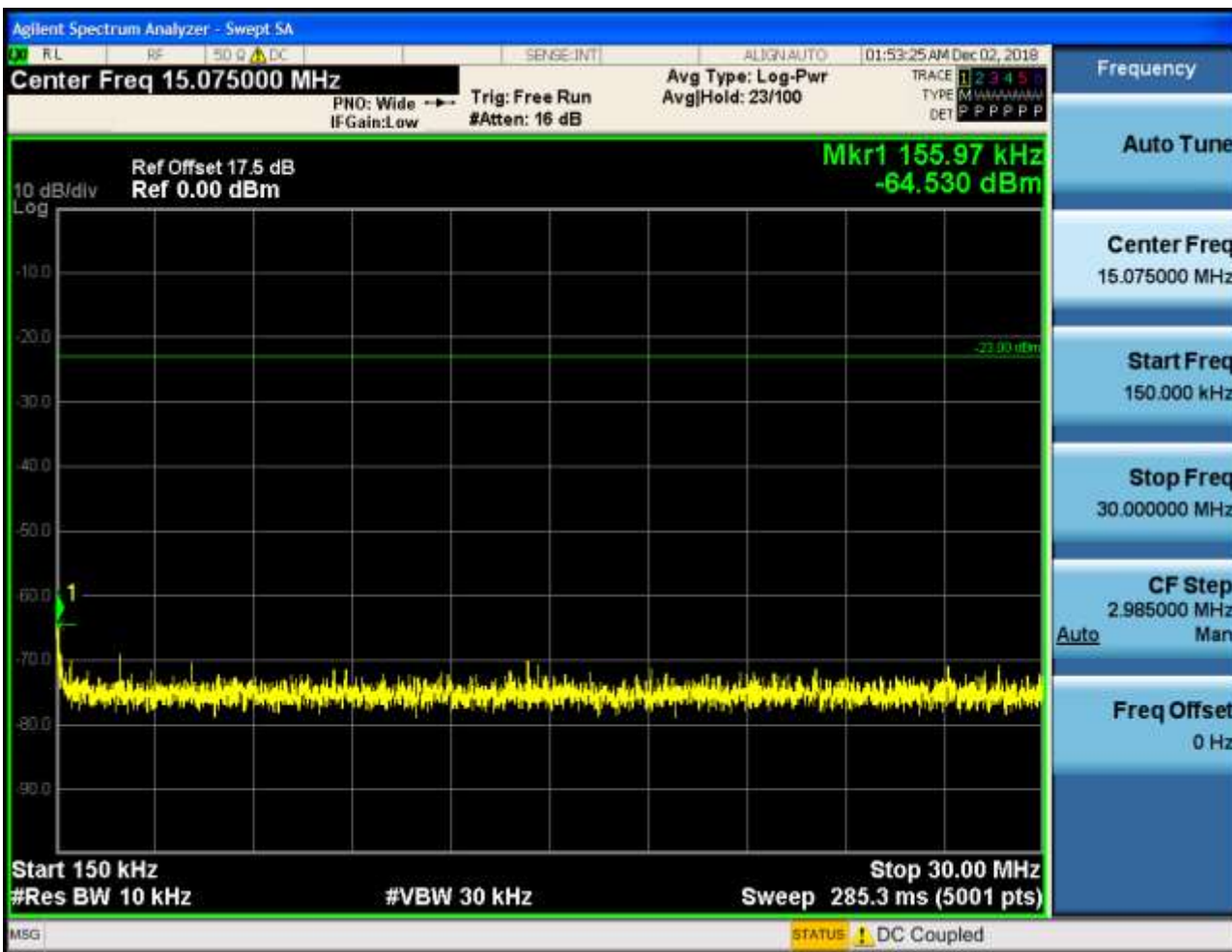


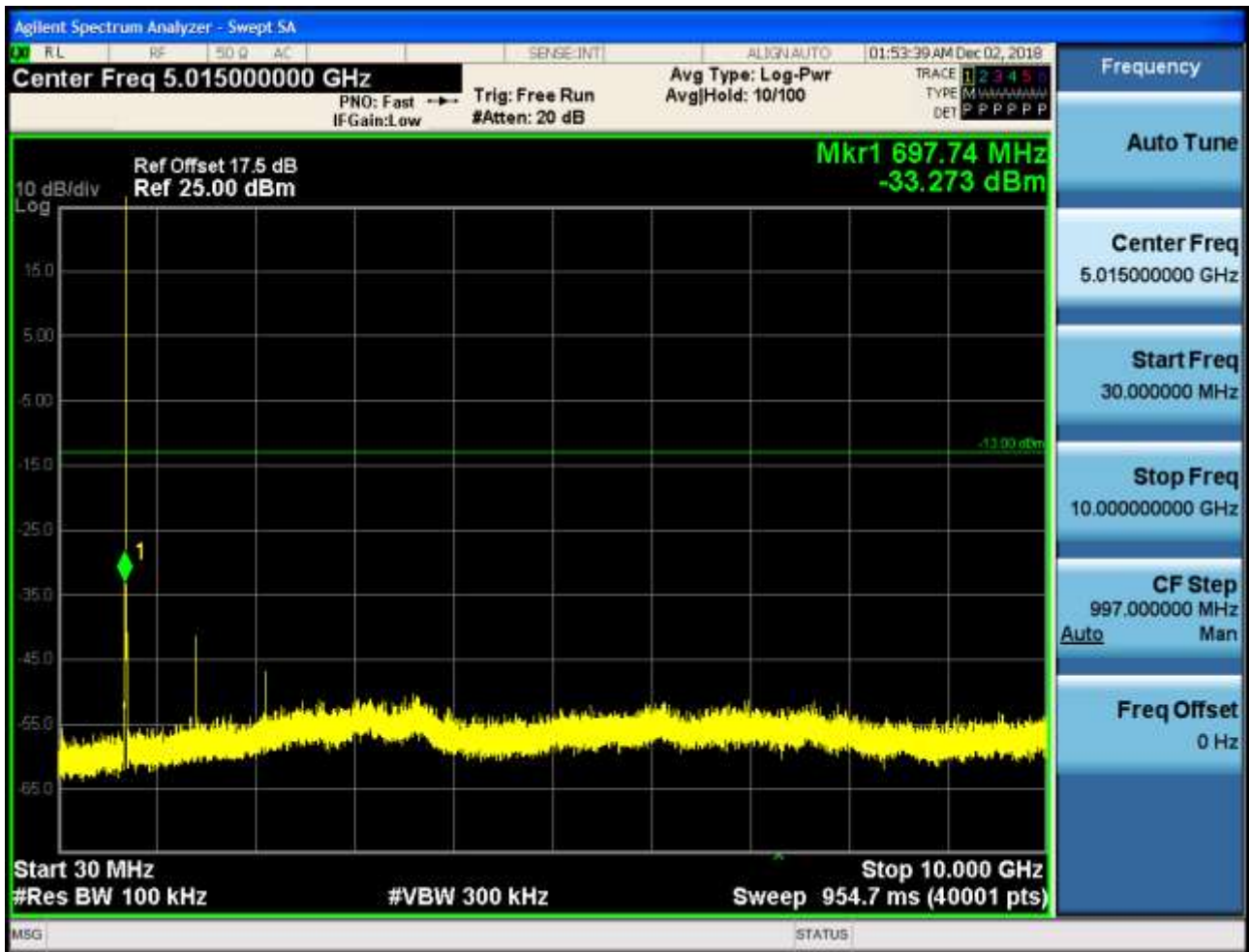


6.2.1.1.2.3 Test Channel = HCH

6.2.1.1.2.3.1 Test RB = RB1#0







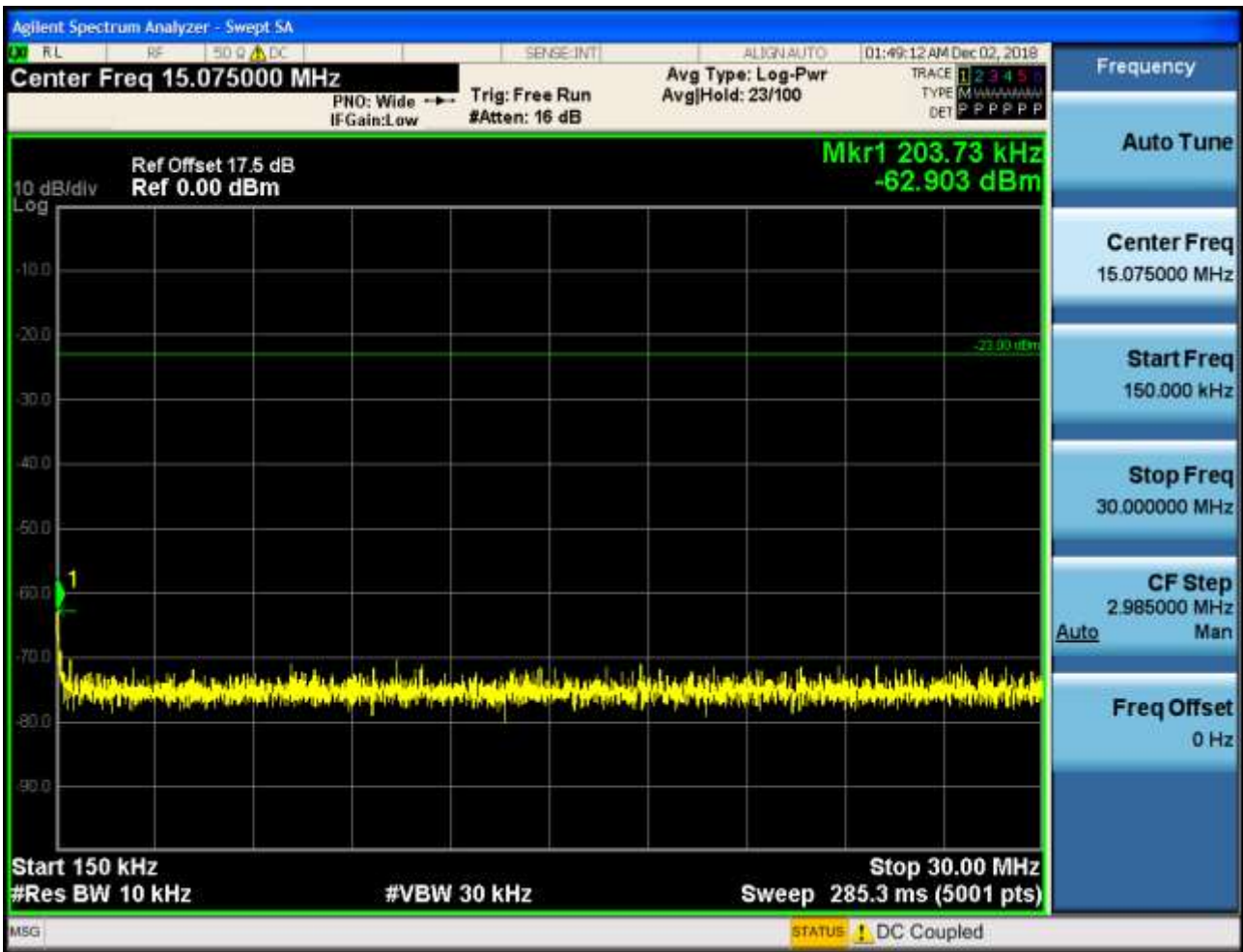
6.2.1.2 Test Mode = LTE/TM2

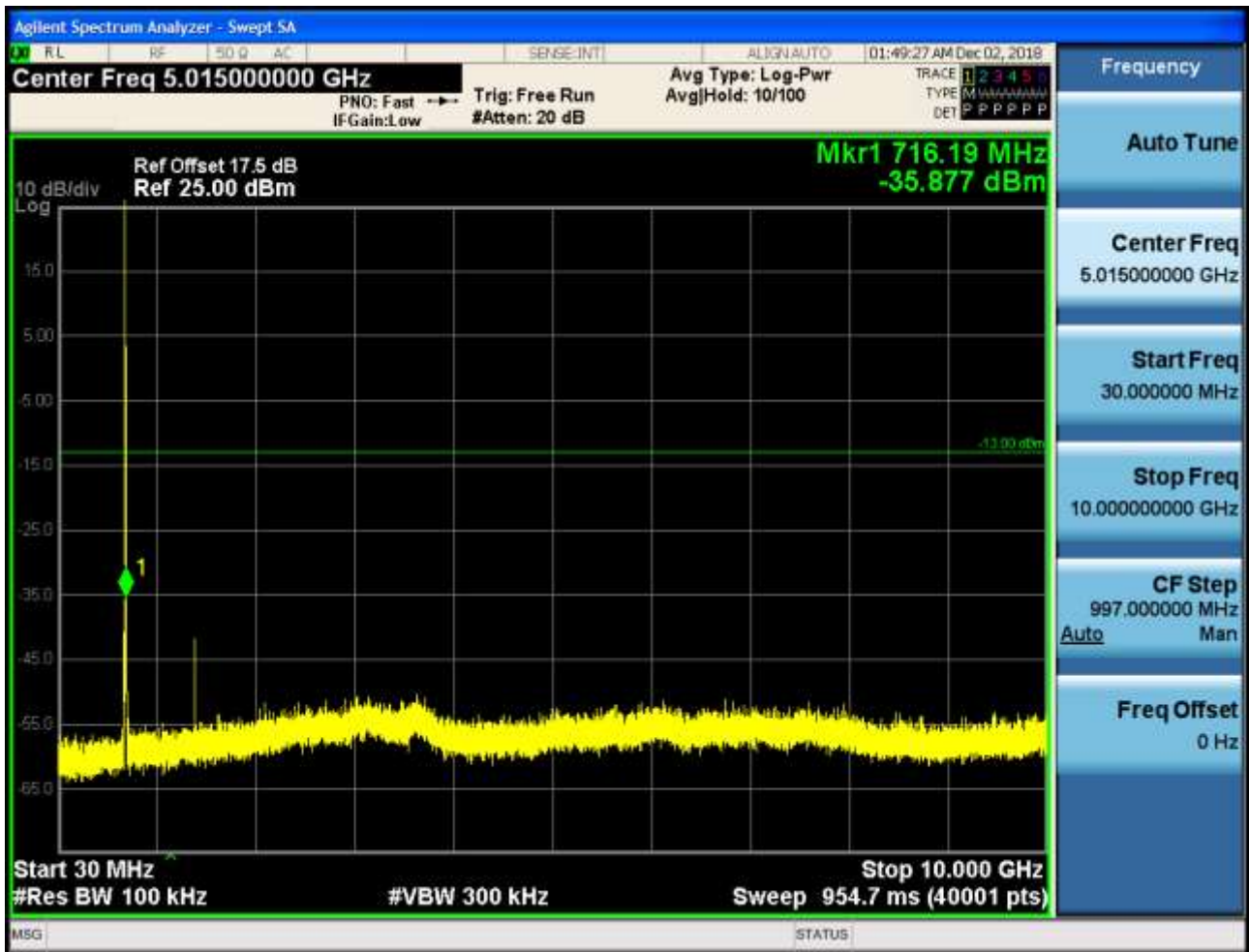
6.2.1.2.1 Test Bandwidth = 5

6.2.1.2.1.1 Test Channel = LCH

6.2.1.2.1.1.1 Test RB = RB1#0



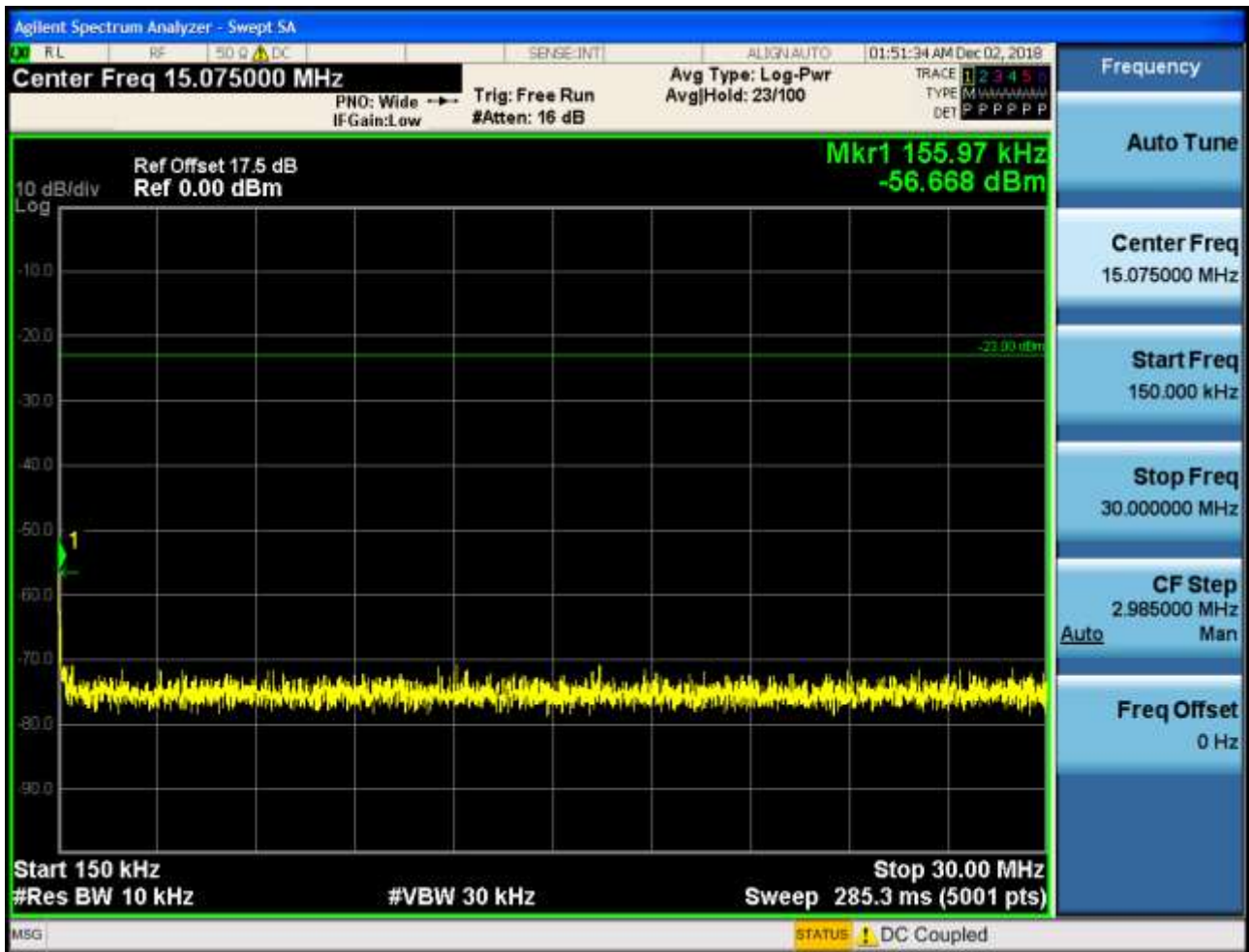


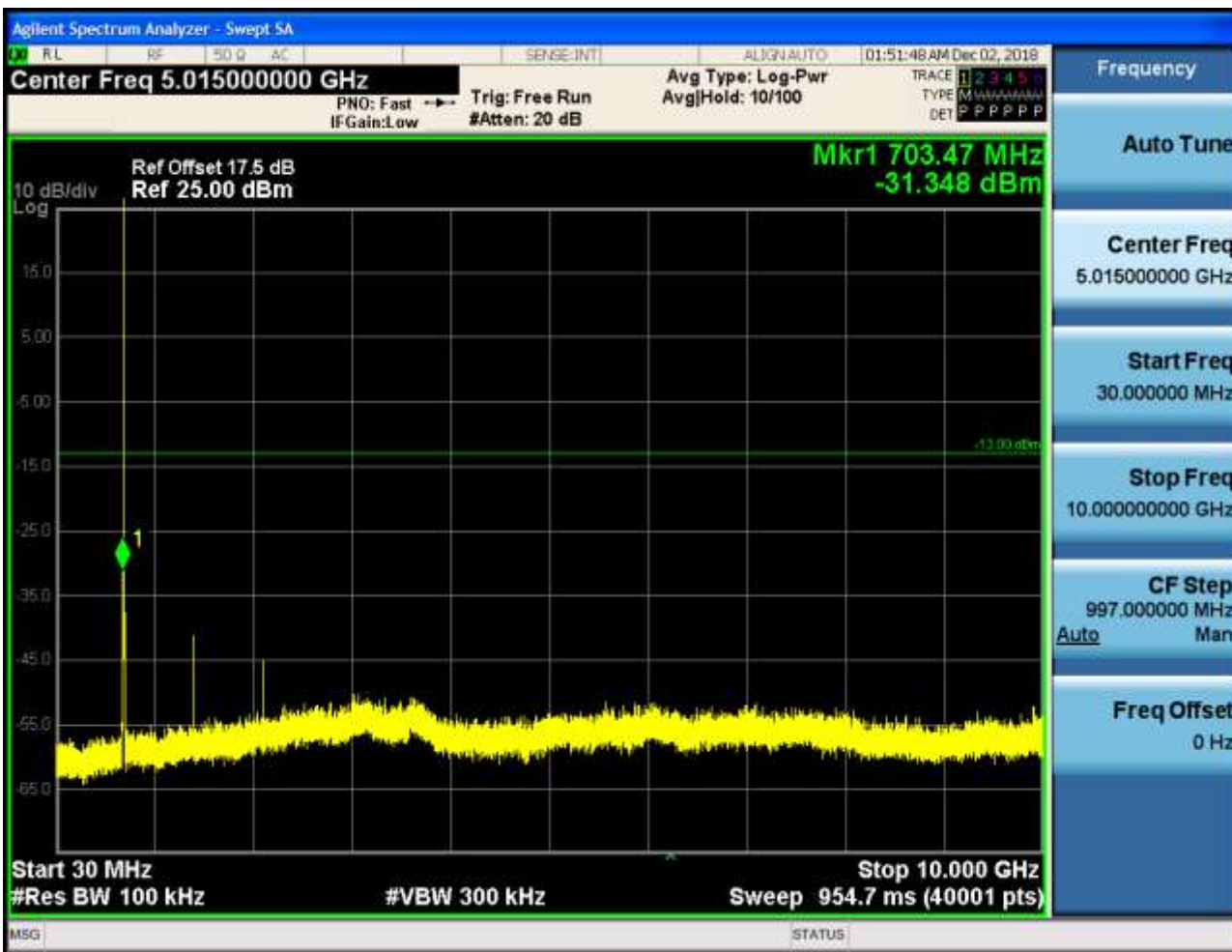


6.2.1.2.1.2 Test Channel = MCH

6.2.1.2.1.2.1 Test RB = RB1#0



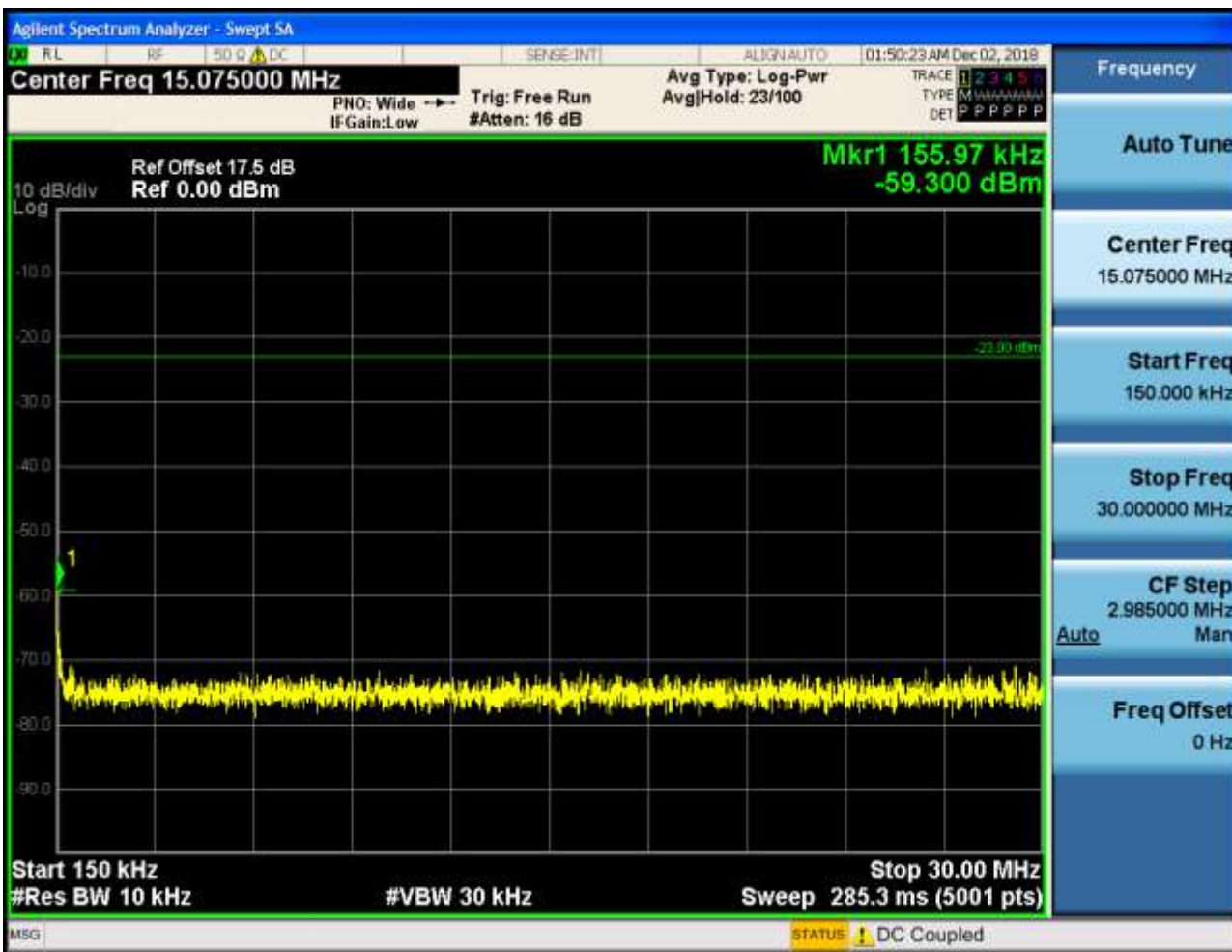




6.2.1.2.1.3 Test Channel = HCH

6.2.1.2.1.3.1 Test RB = RB1#0





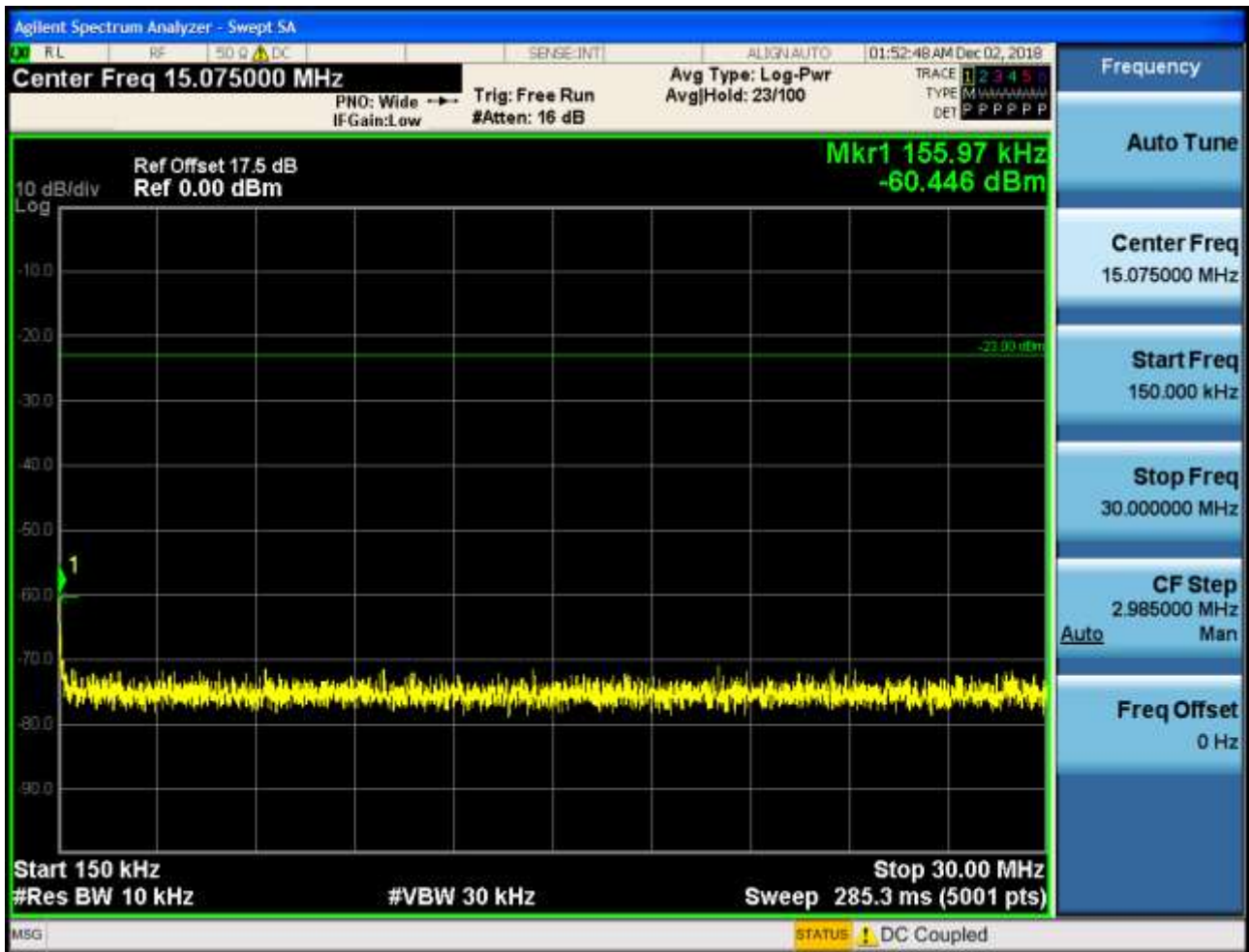


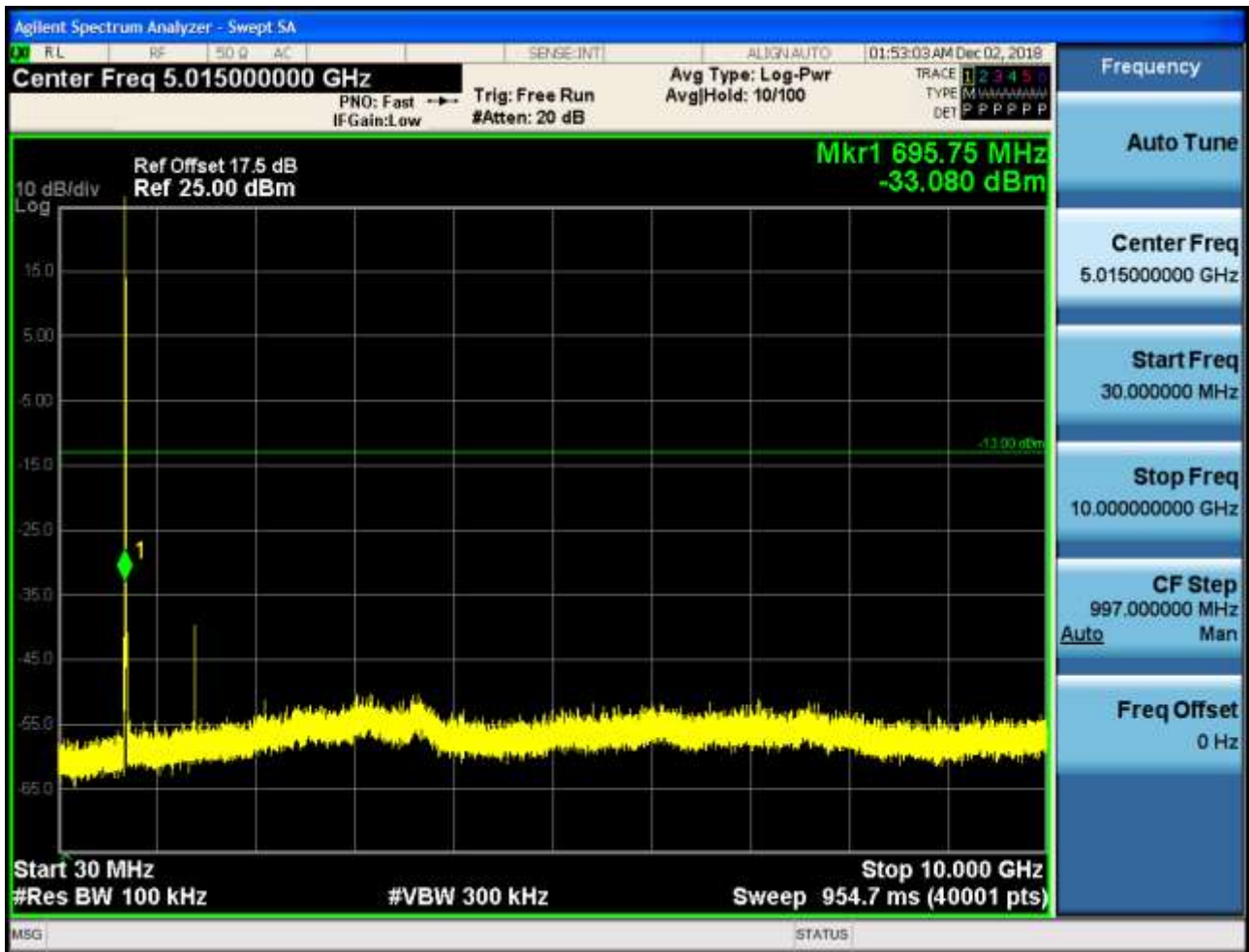
6.2.1.2.2 Test Bandwidth = 10

6.2.1.2.2.1 Test Channel = LCH

6.2.1.2.2.1.1 Test RB = RB1#0



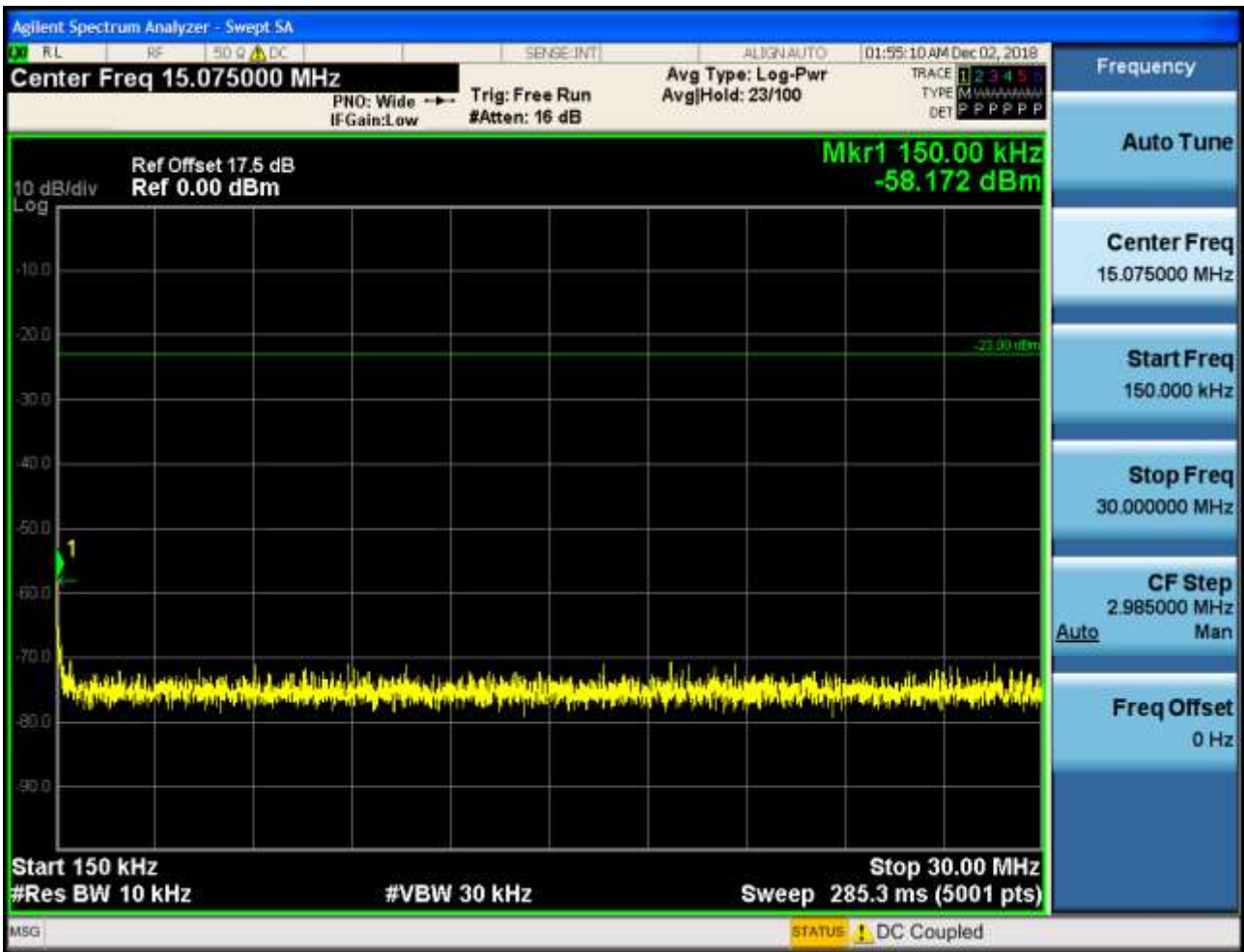


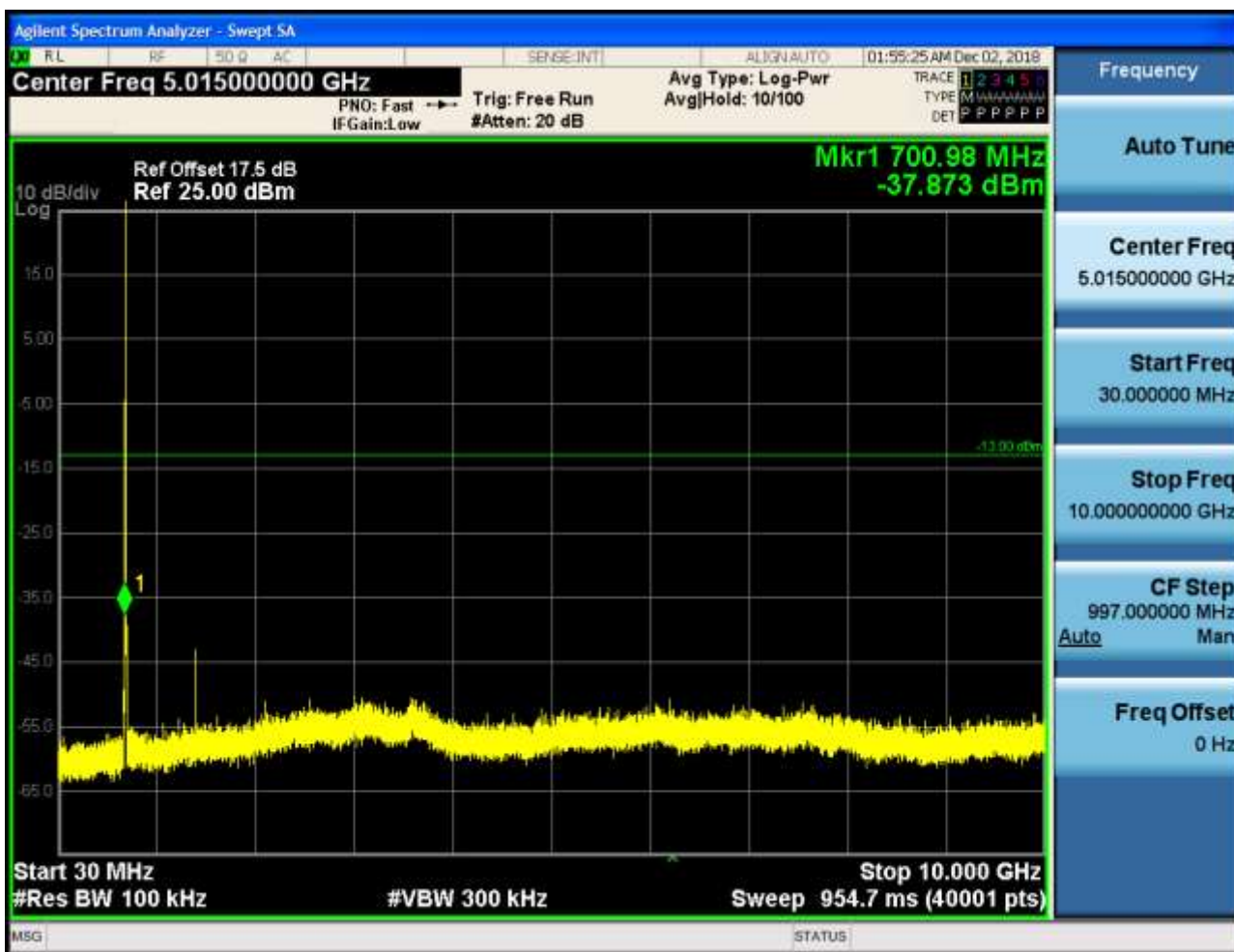


6.2.1.2.2.2 Test Channel = MCH

6.2.1.2.2.1 Test RB = RB1#0



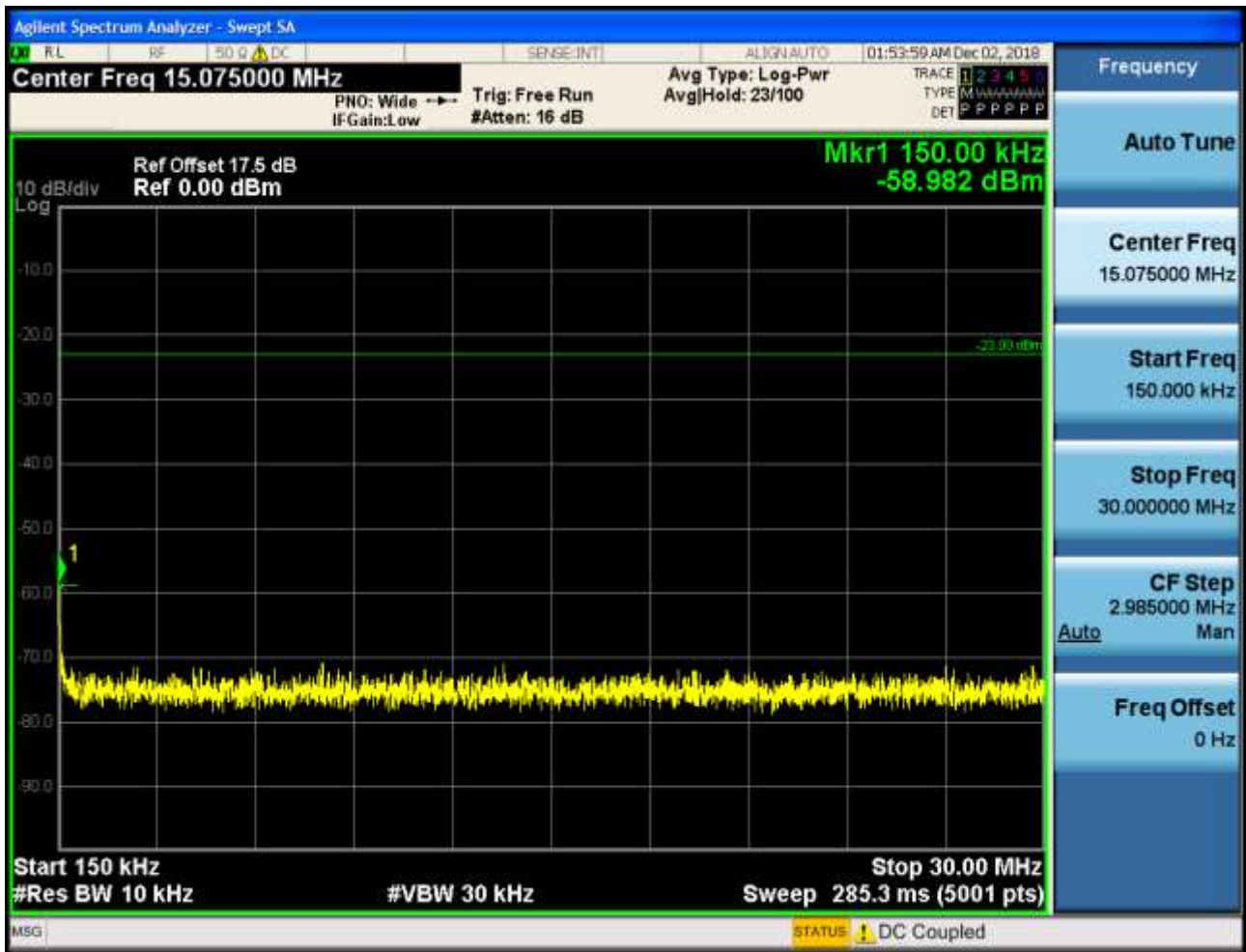


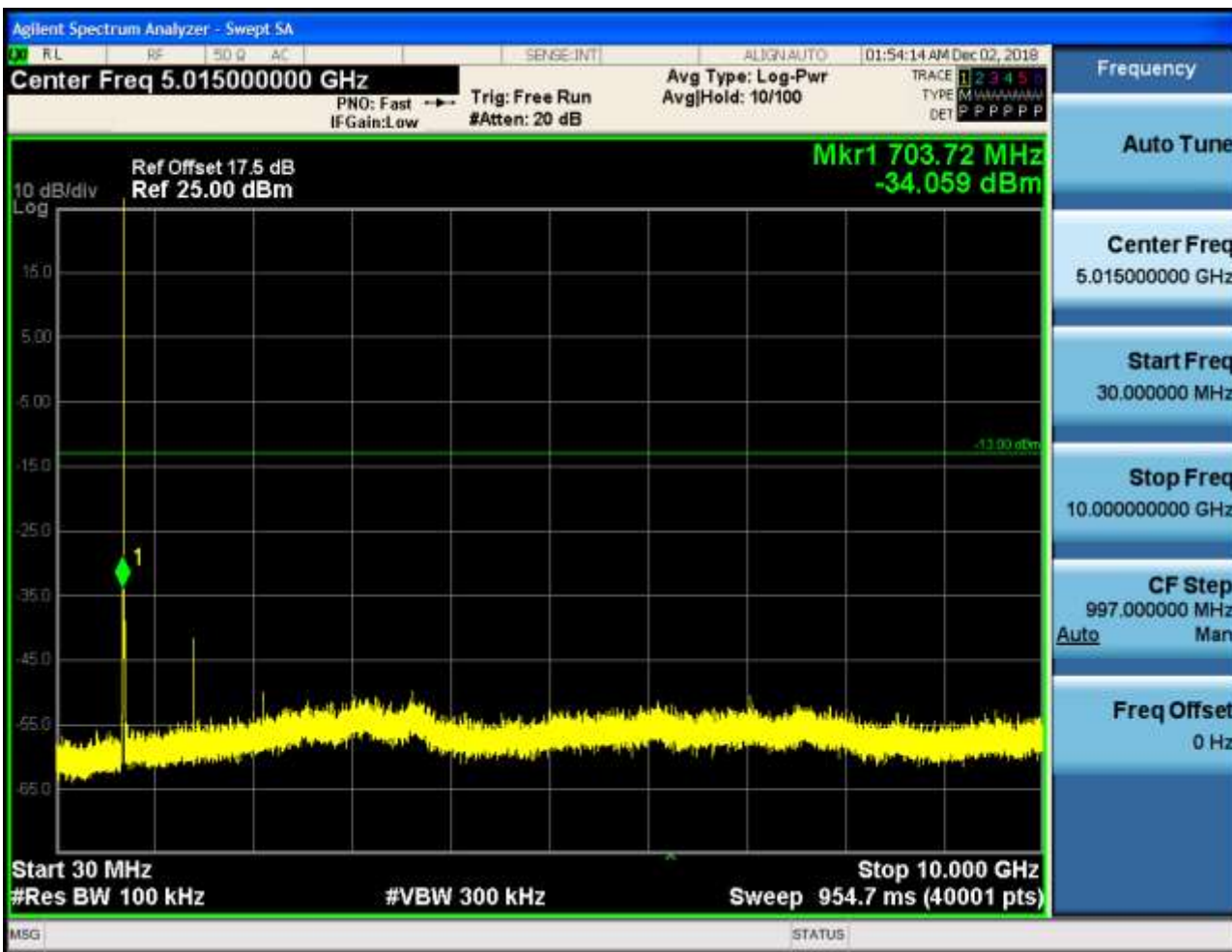


6.2.1.2.2.3 Test Channel = HCH

6.2.1.2.2.3.1 Test RB = RB1#0







7Appendix_G: Field Strength of Spurious Radiation

Note: We tested all modes, but the data presented below is the worst case.

9kHz~150kHz, RBW = 200Hz, VBW = 600 Hz, Detector: PK

150kHz~30MHz, RBW = 9kHz, VBW = 30k Hz, Detector: PK

30MHz~1GHz, RBW = 100 kHz, VBW = 300 kHz. Detector: PK

Above 1GHz, RBW = 1 MHz, VBW = 3 MHz. Detector: PK

Part I - Test Plots

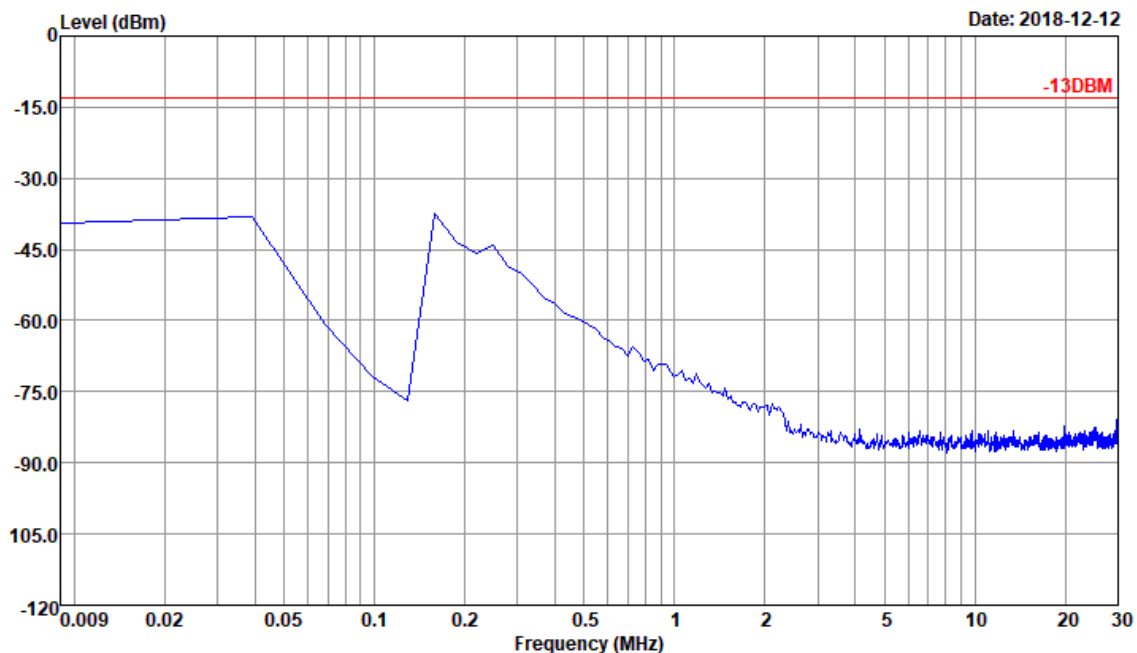
7.1 For LTE

7.1.1 Test Band = Band17_ANT1

7.1.1.1 Test Bandwidth = 5

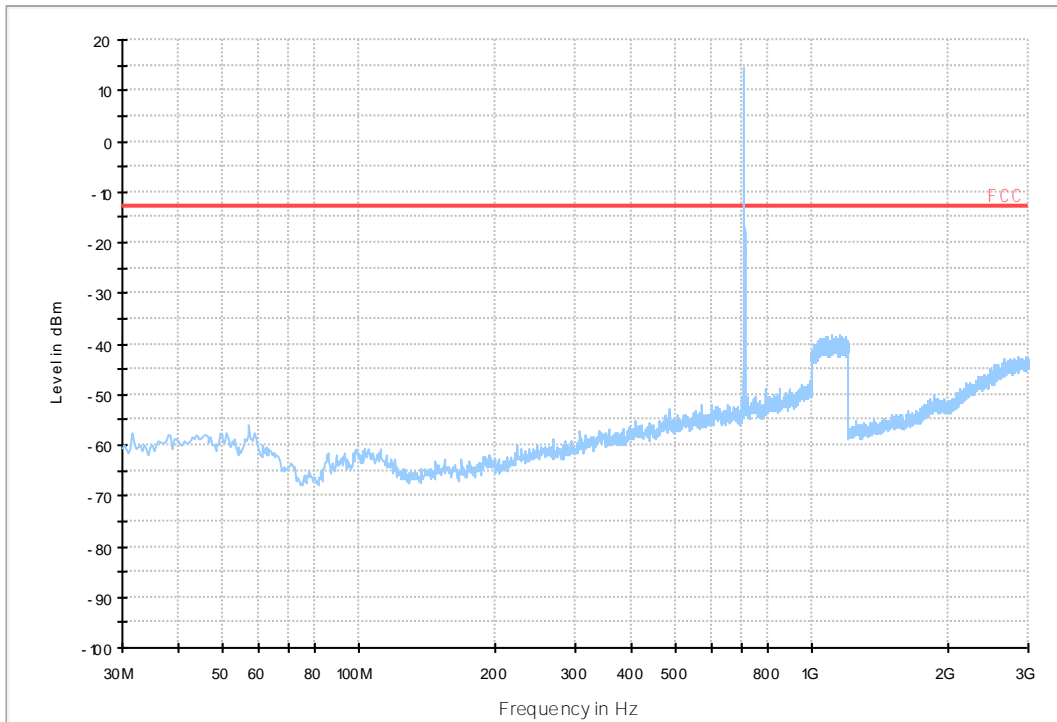


Data: 78

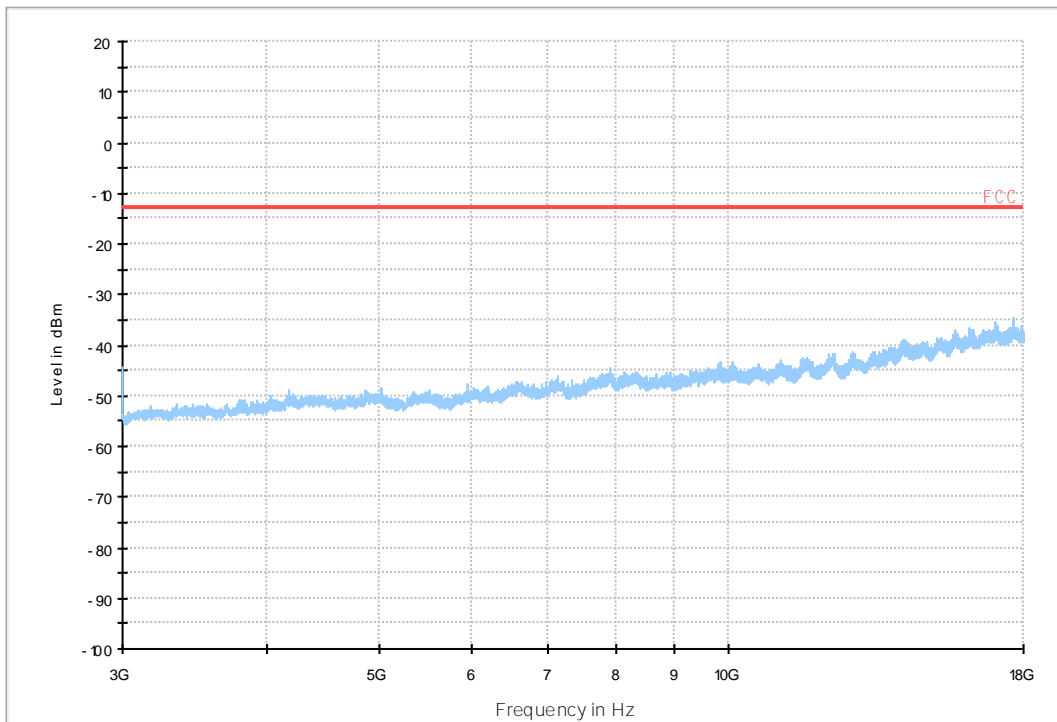


Site : 03CH01-SZ
Condition : -13DBM
: RBW:9.000KHz VBW:30.000KHz

LTE FDD RSE-TX-DIRECTOR BELOW 1G_L



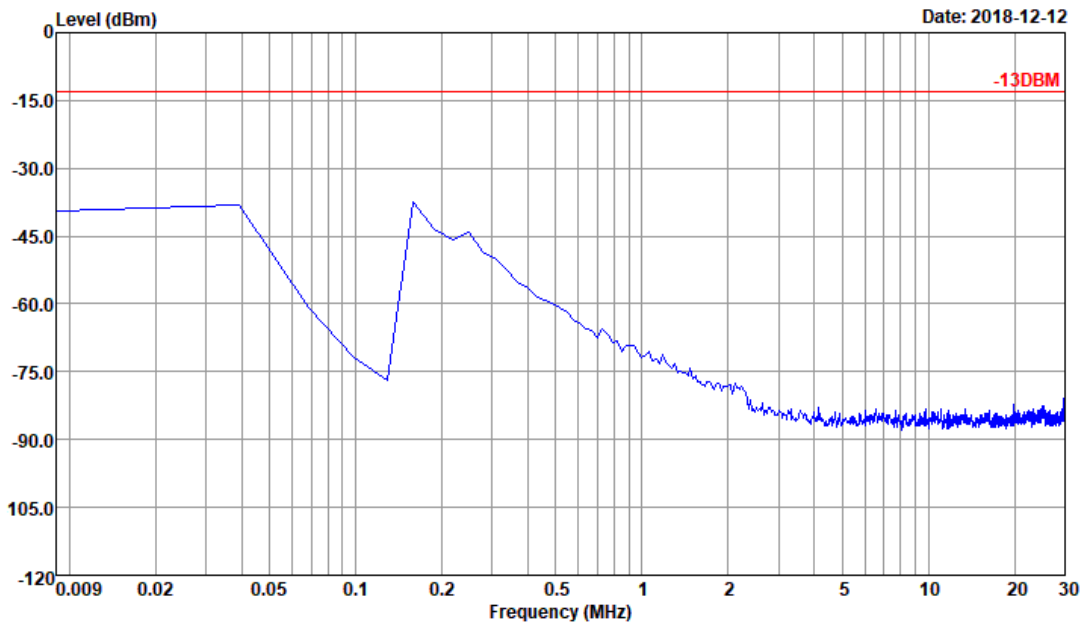
LTE FDD RSE-TX-DIRECTOR BELOW 1G_H



7.1.1.2 Test Bandwidth = 10

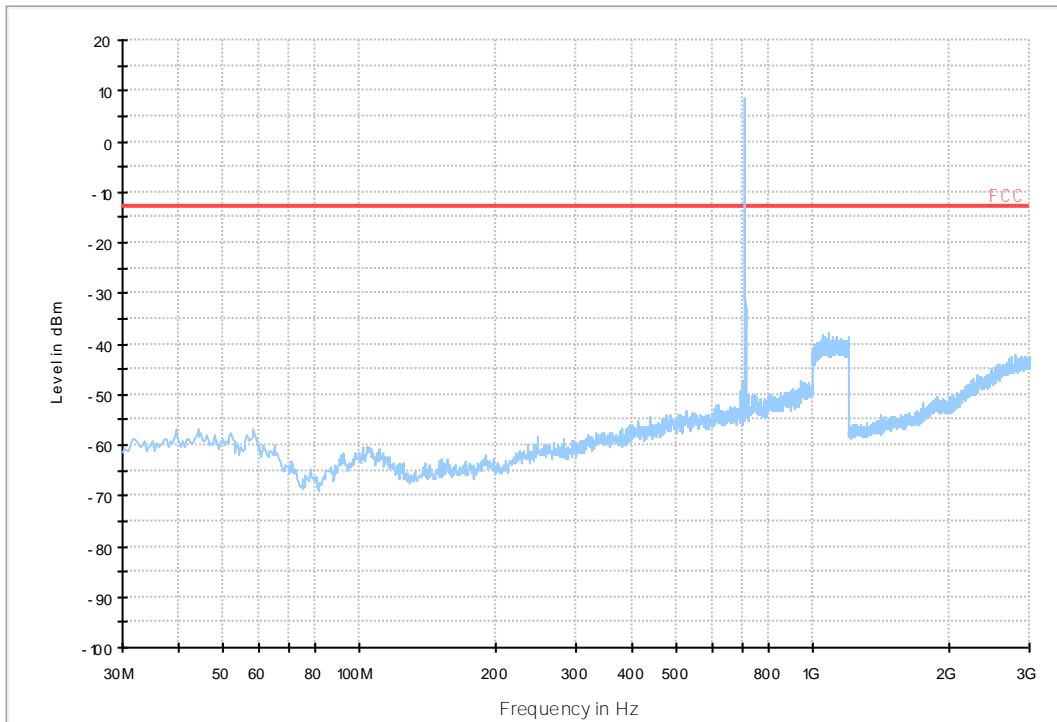


Data: 78

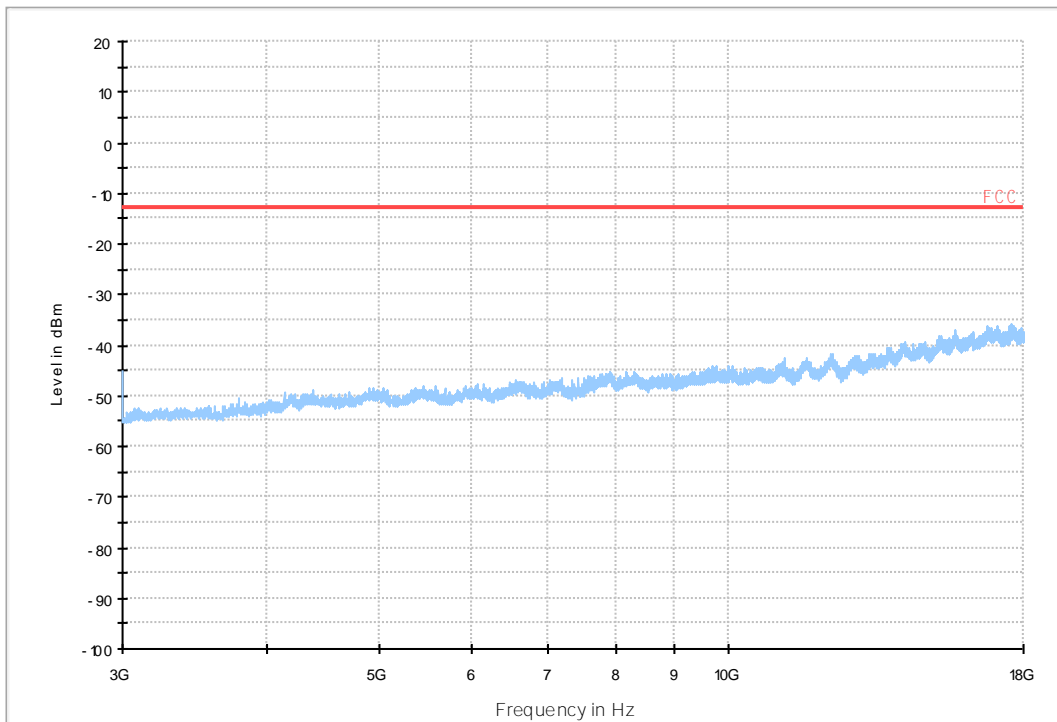


Site : 03CH01-SZ
Condition : -13DBM
: RBW:9.000KHz VBW:30.000KHz

LTE FDD RSE-TX-DIRECTOR BELOW 1G_L

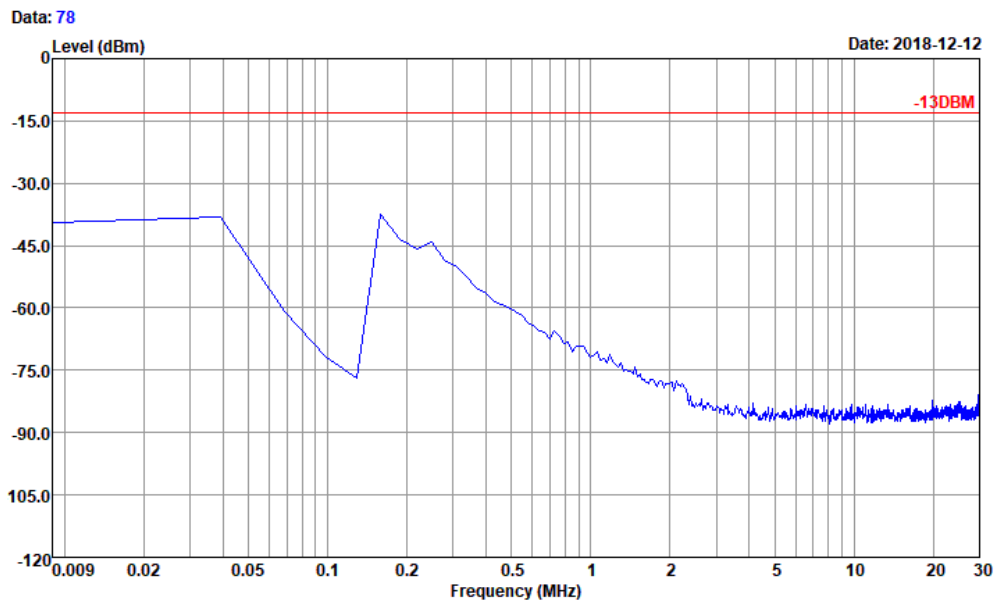


LTE FDD RSE-TX-DIRECTOR BELOW 1G_H



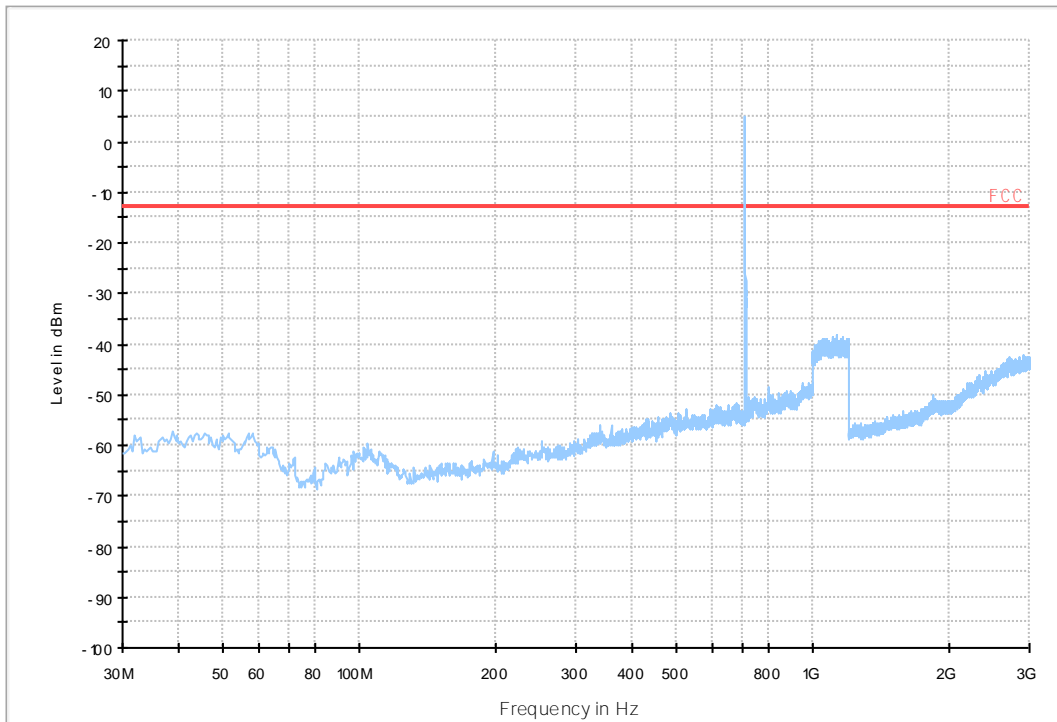
7.1.2 Test Band = Band17_ANT2

7.1.2.1 Test Bandwidth = 5

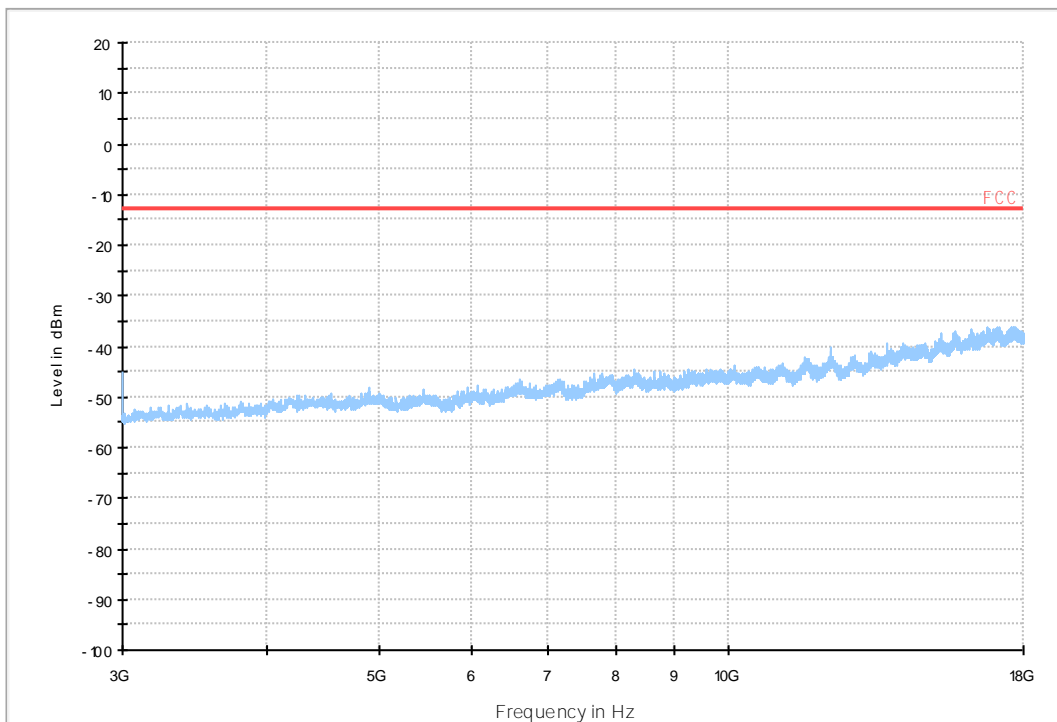


Site : 03CH01-SZ
Condition : -13DBM
: RBW:9.000KHz VBW:30.000KHz

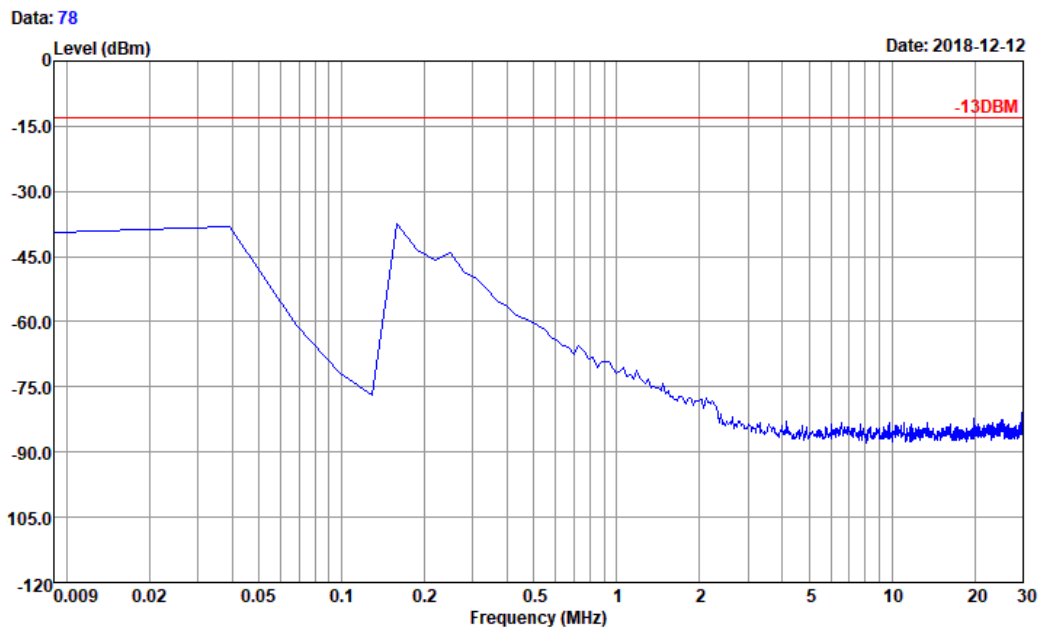
LTE FDD RSE-TX-DIRECTOR BELOW 1G_L



LTE FDD RSE-TX-DIRECTOR BELOW 1G_H

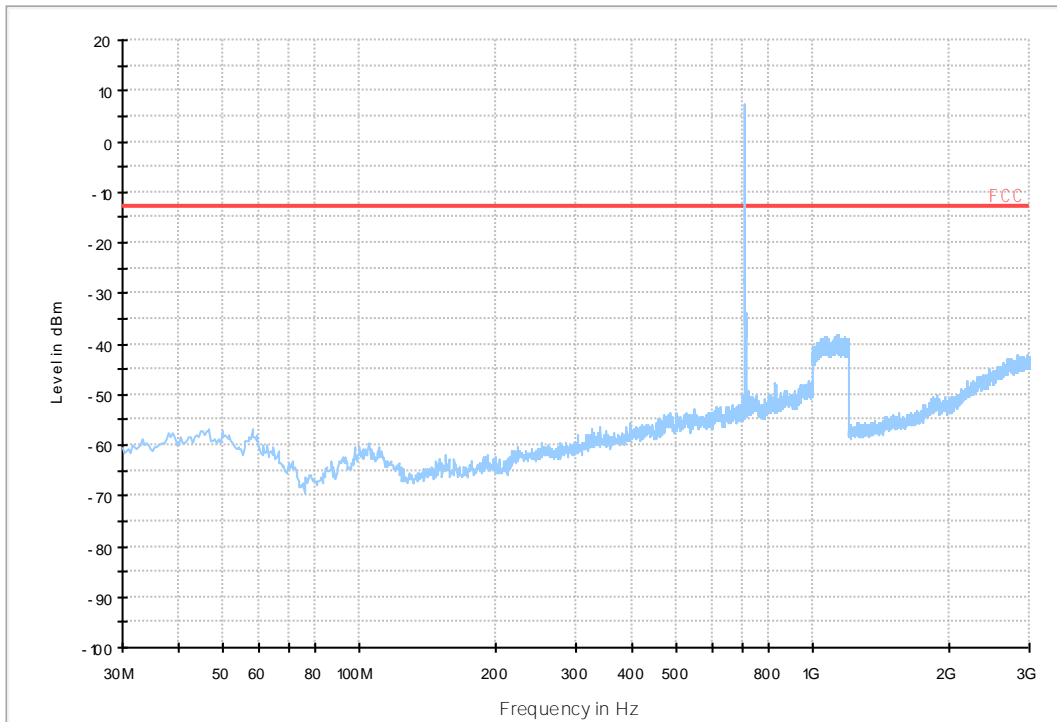


7.1.2.2 Test Bandwidth = 10

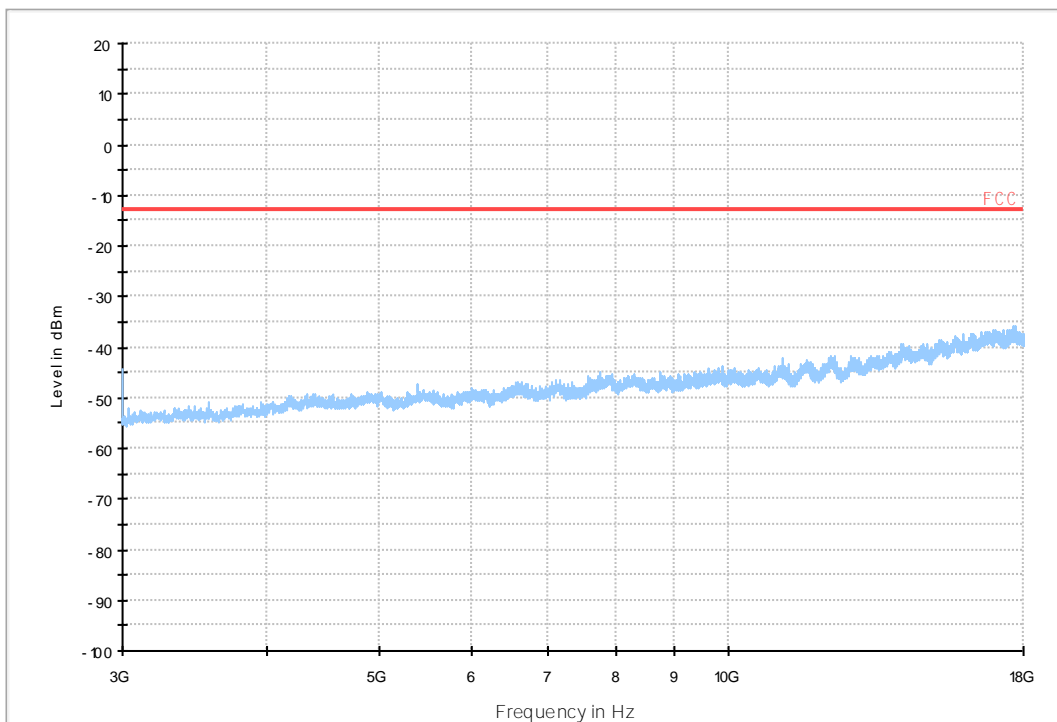


Site : 03CH01-SZ
Condition : -13DBM
: RBW:9.000KHz VBW:30.000KHz

LTE FDD RSE-TX-DIRECTOR BELOW 1G_L



LTE FDD RSE-TX-DIRECTOR BELOW 1G_H



8Appendix_H: Frequency Stability

8.1 For LTE

8.1.1 Frequency Error vs. Voltage:

Test Band	Test Mode	Test Bandwidth (MHz)	Test Channel	Test Temp.	Test Volt.	Freq. Error [Hz]	Freq. vs. rated [ppm]	Verdict
Band17	LTE/TM1	5	LCH	TN	VL	6.53744	0.00919	PASS
					VN	-5.06401	-0.00717	PASS
					VH	0.74387	0.00104	PASS
			MCH	TN	VL	5.47886	0.00772	PASS
					VN	-2.78950	-0.00393	PASS
					VH	0.61512	0.00087	PASS
		HCH	TN	VL	1.74522	0.00245	PASS	
				VN	6.29425	0.00882	PASS	
				VH	0.28610	0.00040	PASS	
		10	LCH	TN	VL	0.68665	0.00097	PASS
					VN	-6.17981	-0.00872	PASS
					VH	5.93662	0.00837	PASS
	MCH		TN	VL	1.65939	0.00234	PASS	
				VN	-0.94414	-0.00133	PASS	
				VH	-4.60625	-0.00649	PASS	
	HCH	TN	VL	6.53744	0.00919	PASS		
			VN	1.28746	0.00181	PASS		
			VH	7.73907	0.01088	PASS		
	LTE/TM2	5	LCH	TN	VL	-2.60353	-0.00369	PASS
					VN	-2.27451	-0.00322	PASS
					VH	-4.32015	-0.00608	PASS
			MCH	TN	VL	2.94685	0.00415	PASS
					VN	0.67234	0.00095	PASS
					VH	-1.07288	-0.00151	PASS
HCH		TN	VL	-1.30177	-0.00182	PASS		
			VN	0.04292	0.00006	PASS		
			VH	0.74387	0.00104	PASS		
10		LCH	TN	VL	-2.50339	-0.00353	PASS	
				VN	-3.90530	-0.00551	PASS	

Test Band	Test Mode	Test Bandwidth (MHz)	Test Channel	Test Temp.	Test Volt.	Freq. Error [Hz]	Freq. vs. rated [ppm]	Verdict
					VH	-0.12875	-0.00018	PASS
			MCH	TN	VL	1.11580	0.00157	PASS
					VN	0.77248	0.00109	PASS
					VH	-2.11716	-0.00298	PASS
			HCH	TN	VL	-0.70095	-0.00099	PASS
					VN	-4.32015	-0.00608	PASS
					VH	0.64373	0.00091	PASS

8.1.2 Frequency Error vs. Temperature:

Test Band	Test Mode	Test Bandwidth (MHz)	Test Channel	Test Volt.	Test Temp	Freq. Error [Hz]	Freq. vs. rated [ppm]	Verdict
Band17	LTE/TM1	5	LCH	VN	-30	-2.60353	-0.00369	PASS
					-20	4.22001	0.00597	PASS
					-10	-0.92983	-0.00132	PASS
					0	0.05722	0.00008	PASS
					10	1.20163	0.00170	PASS
					20	-5.06401	-0.00717	PASS
					30	-3.23296	-0.00458	PASS
					40	-0.08583	-0.00012	PASS
			MCH	VN	50	0.50068	0.00071	PASS
					-30	-3.17573	-0.00447	PASS
					-20	-1.17302	-0.00165	PASS
					-10	-2.36034	-0.00332	PASS
					0	0.74387	0.00105	PASS
					10	-4.73499	-0.00667	PASS
					20	-2.78950	-0.00393	PASS
					30	0.55790	0.00079	PASS
			HCH	VN	40	-0.45776	-0.00064	PASS
					50	0.22888	0.00032	PASS
					-30	-1.50204	-0.00211	PASS
					-20	-3.03268	-0.00425	PASS
					-10	1.01566	0.00142	PASS
					0	9.38415	0.01315	PASS
					10	-11.21521	-0.01572	PASS



Test Band	Test Mode	Test Bandwidth (MHz)	Test Channel	Test Volt.	Test Temp	Freq. Error [Hz]	Freq. vs. rated [ppm]	Verdict		
					20	6.29425	0.00882	PASS		
					30	5.36442	0.00752	PASS		
					40	-3.99113	-0.00559	PASS		
					50	-5.30720	-0.00744	PASS		
		10	LCH	VN	-30	-0.44346	-0.00063	PASS		
					-20	0.10014	0.00014	PASS		
					-10	0.14305	0.00020	PASS		
					0	-0.77248	-0.00109	PASS		
					10	2.05994	0.00291	PASS		
					20	-6.17981	-0.00872	PASS		
					30	0.67234	0.00095	PASS		
					40	1.91688	0.00270	PASS		
					50	-0.82970	-0.00117	PASS		
					MCH	VN	-30	0.24319	0.00034	PASS
							-20	0.22888	0.00032	PASS
							-10	-0.60081	-0.00085	PASS
							0	-0.17166	-0.00024	PASS
							10	0.31471	0.00044	PASS
							20	-0.94414	-0.00133	PASS
	30	-4.06265	-0.00572	PASS						
	40	0.31471	0.00044	PASS						
	HCH	VN	-30	-4.82082	-0.00678	PASS				
			-20	5.10693	0.00718	PASS				
			-10	-2.26021	-0.00318	PASS				
			0	7.48158	0.01052	PASS				
			10	-3.36170	-0.00473	PASS				
			20	1.28746	0.00181	PASS				
			30	6.80924	0.00958	PASS				
	LTE/TM2	5	LCH	VN	-30	-2.34604	-0.00332	PASS		
					-20	0.21458	0.00030	PASS		
					-10	-2.40326	-0.00340	PASS		
					0	-2.28882	-0.00324	PASS		
					10	-0.10014	-0.00014	PASS		
20					-2.27451	-0.00322	PASS			
30					3.99113	0.00565	PASS			



Test Band	Test Mode	Test Bandwidth (MHz)	Test Channel	Test Volt.	Test Temp	Freq. Error [Hz]	Freq. vs. rated [ppm]	Verdict
					40	0.04292	0.00006	PASS
					50	5.17845	0.00733	PASS
			MCH	VN	-30	-1.15871	-0.00163	PASS
					-20	3.91960	0.00552	PASS
					-10	6.15120	0.00866	PASS
					0	-0.35763	-0.00050	PASS
					10	1.43051	0.00201	PASS
					20	0.67234	0.00095	PASS
					30	-0.61512	-0.00087	PASS
					40	1.17302	0.00165	PASS
					50	4.34875	0.00613	PASS
					HCH	VN	-30	0.35763
			-20	-4.32015			-0.00605	PASS
			-10	-1.28746			-0.00180	PASS
			0	-4.42028			-0.00620	PASS
			10	-3.84808			-0.00539	PASS
		20	0.04292	0.00006			PASS	
		30	0.15736	0.00022			PASS	
		40	-4.49181	-0.00630			PASS	
		50	-3.74794	-0.00525	PASS			
		10	LCH	VN	-30	1.80244	0.00254	PASS
					-20	-1.17302	-0.00165	PASS
					-10	0.81539	0.00115	PASS
					0	-0.22888	-0.00032	PASS
					10	2.14577	0.00303	PASS
					20	-3.90530	-0.00551	PASS
					30	-4.60625	-0.00650	PASS
					40	0.01431	0.00002	PASS
			50	-0.68665	-0.00097	PASS		
			MCH	VN	-30	-3.67641	-0.00518	PASS
					-20	0.64373	0.00091	PASS
					-10	1.37329	0.00193	PASS
0	-2.34604				-0.00330	PASS		
10	-3.56197				-0.00502	PASS		
20	0.77248				0.00109	PASS		
30	0.90122				0.00127	PASS		
40	-0.38624	-0.00054			PASS			
50	-0.40054	-0.00056	PASS					

Test Band	Test Mode	Test Bandwidth (MHz)	Test Channel	Test Volt.	Test Temp	Freq. Error [Hz]	Freq. vs. rated [ppm]	Verdict
			HCH	VN	-30	-4.01974	-0.00565	PASS
					-20	3.24726	0.00457	PASS
					-10	-6.68049	-0.00940	PASS
					0	-0.40054	-0.00056	PASS
					10	1.10149	0.00155	PASS
					20	-4.32015	-0.00608	PASS
					30	-0.88692	-0.00125	PASS
					40	-0.38624	-0.00054	PASS
					50	0.24319	0.00034	PASS

END