




## Appendix D. Photo documentation

<b>Table of contents</b>
Test Facility
Test Positions
Liquid depth

## Test Facility

Photo 1: Measurement System DASy



## Test Positions

Photo 2: Front View



Photo 3: Back View



Photo 4: Left Cheek



Photo 5: Left tilt




Photo 6: Right Cheek



Photo 7: Right tilt




Photo 8: Front Side 15mm




Photo 9: Back Side 15mm



Photo 10: Front Side 10mm



Photo 11: Back Side 10mm



Photo 12: Left Side 10mm




Photo 13: Right Side 10mm




Photo 14: Top Side 10mm




Photo 15: Bottom Side 10mm




Photo 16: Bottom Side 7mm




Photo 17: Front Side 0mm



Photo 18: Back Side 0mm




Photo 19: Left Side 0mm



Photo 20: Right Side 0mm



Photo 21: Top Side 0mm





Photo 22: Bottom Side 0mm



N/A

N/A

**Liquid depth**

Photo 23: HBBL600-6000MHz Depth (15.5cm)




Photo 24: MBBL600-6000MHz Depth (15.6cm)

