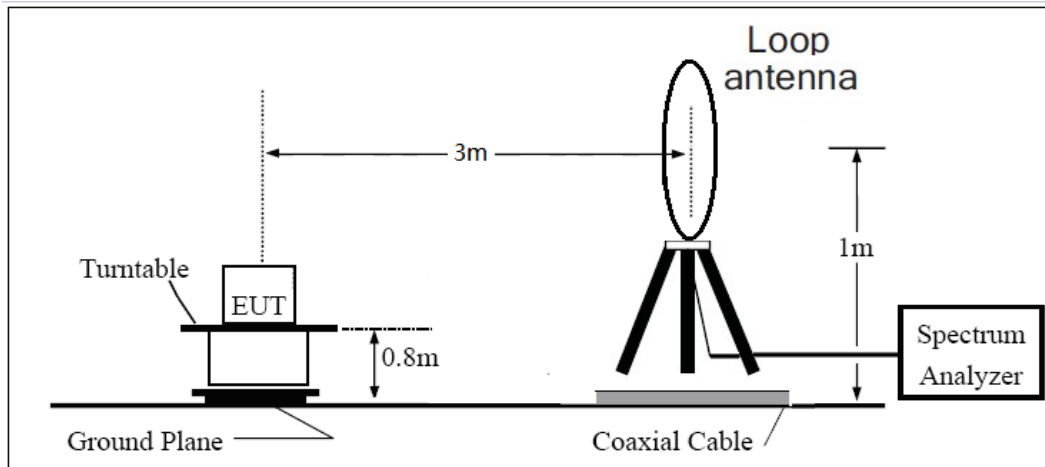
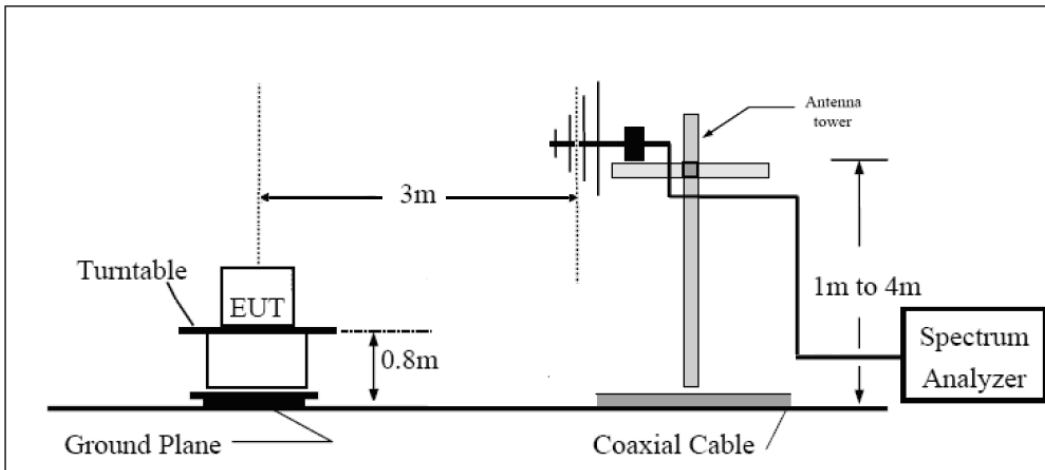


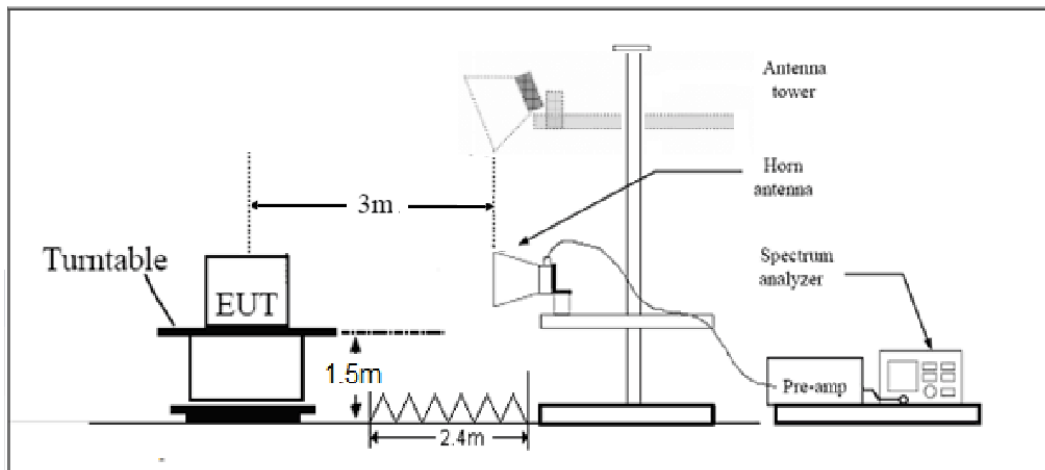
Test setup
9KHz ~ 30MHz



30MHz ~ 1GHz



Above 1GHz



Note: Area side:2.4mX3.6m

Limits

Rule Part 15.247(d) specifies that “In addition, radiated emissions which fall in the restricted bands, as defined in § 15.205(a), must also comply with the radiated emission limits specified in § 15.209(a) (see § 15.205(c)).”

Limit in restricted band

Frequency of emission (MHz)	Field strength(uV/m)	Field strength(dBuV/m)
0.009–0.490	2400/F(kHz)	/
0.490–1.705	24000/F(kHz)	/
1.705–30.0	30	/
30-88	100	40
88-216	150	43.5
216-960	200	46
Above960	500	54

§15.35(b)

There is also a limit on the radio frequency emissions, as measured using instrumentation with a peak detector function, corresponding to 20 dB above the maximum permitted average limit.

Measurement Uncertainty

The assessed measurement uncertainty to ensure 95% confidence level for the normal distribution is with the coverage factor $k = 1.96$.

Frequency	Uncertainty
9KHz-30MHz	3.55 dB
30MHz-200MHz	4.19 dB
200MHz-1GHz	3.63 dB
Above 1GHz	3.68 dB

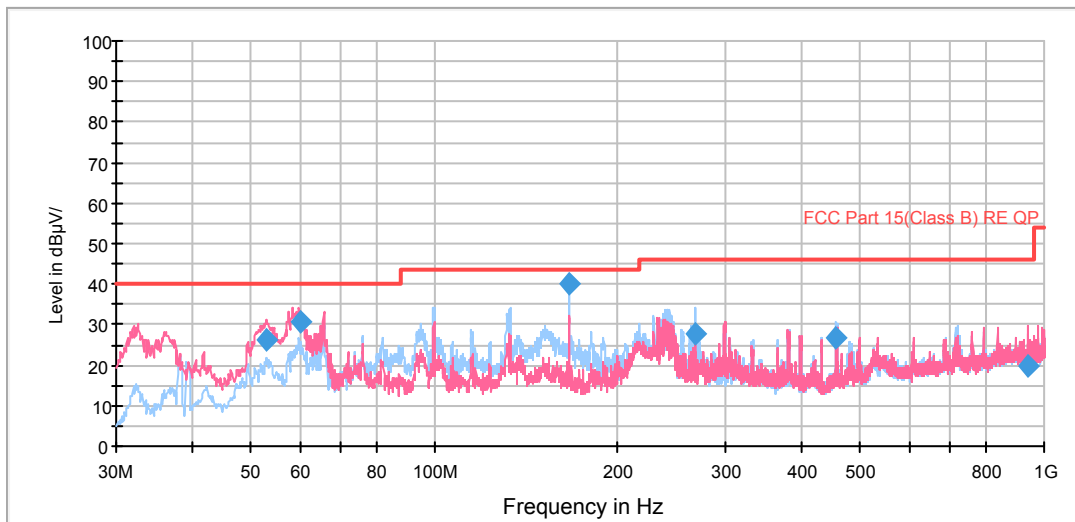
Test result

Sweep from 9 kHz to 30MHz, and the emissions more than 20 dB below the permissible value are not reported.

The following graphs display the maximum values of horizontal and vertical by software. For above 1GHz, Blue trace uses the peak detection, Green trace uses the average detection.

**Antenna 2
802.11b CH1**

RE 30M-1GHz QP

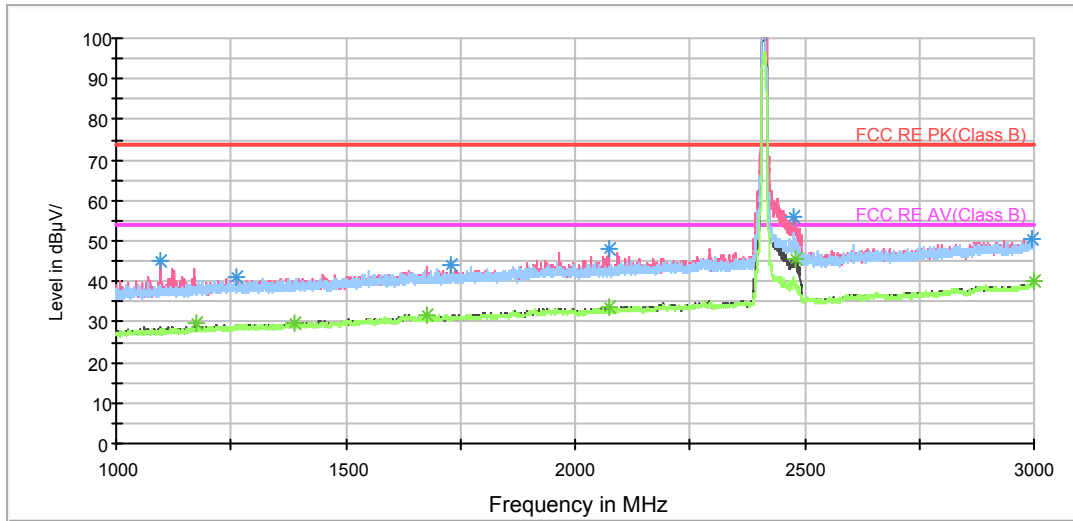


Radiates Emission from 30MHz to 1GHz

Frequency (MHz)	Quasi-Peak (dBuV/m)	Height (cm)	Polarization	Azimuth (deg)	Reading value (dBuV/m)	Correct Factor (dB)	Margin (dB)	Limit (dBuV/m)
53.023960	26.1	100.0	V	203.0	46.7	-20.6	13.9	40.0
59.998878	30.5	100.0	V	189.0	53.7	-23.2	9.5	40.0
165.986447	40.1	208.0	H	102.0	68.4	-28.3	3.4	43.5
267.377000	27.5	125.0	H	0.0	51.8	-24.3	18.5	46.0
456.616000	26.9	219.0	H	211.0	47.3	-20.4	19.1	46.0
941.364750	20.0	121.0	V	256.0	33.2	-13.2	26.0	46.0

- Remark: 1. Quasi-Peak = Reading value + Correction factor**
2. Correction Factor = Antenna factor+ Insertion loss (cable loss+amplifier gain)
3. Margin = Limit – Quasi-Peak

RE 1G-3GHz PK+AV



Note: The signal beyond the limit is carrier.

Radiates Emission from 1GHz to 3GHz

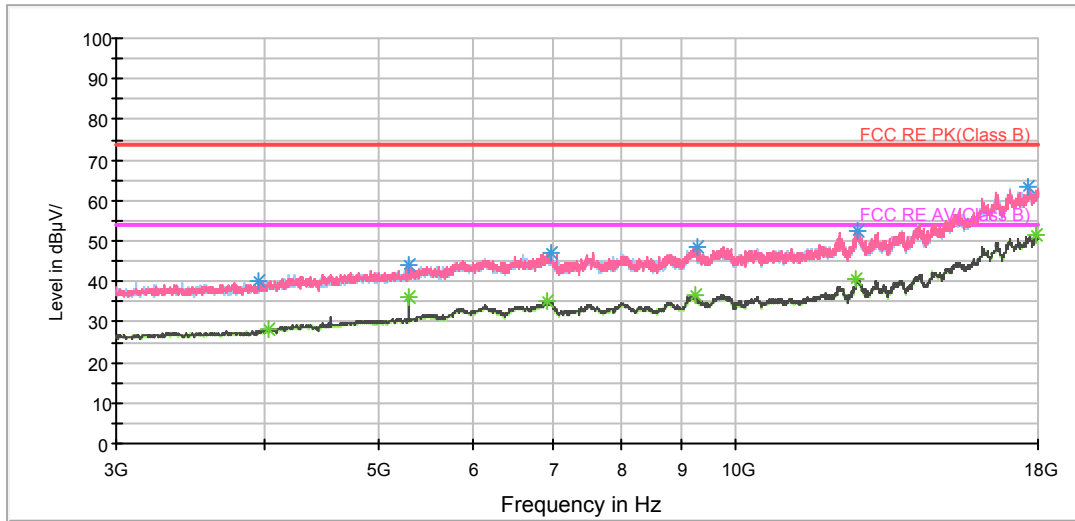
Frequency (MHz)	Peak (dBuV/m)	Height (cm)	Polarization	Azimuth (deg)	Reading value (dBuV/m)	Correct Factor (dB)	Margin (dB)	Limit (dBuV/m)
1097.500000	45.1	101.0	V	252.0	54.0	-8.9	28.9	74
1263.250000	41.1	101.0	H	108.0	48.8	-7.7	32.9	74
1728.750000	43.9	101.0	V	233.0	48.9	-5.0	30.1	74
2072.250000	47.9	101.0	V	252.0	51.0	-3.1	26.1	74
2476.000000	56.1	101.0	V	203.0	56.5	-0.4	17.9	74
2997.000000	50.4	101.0	H	79.0	48.1	2.3	23.6	74

Remark: 1. Correction Factor = Antenna factor+ Insertion loss (cable loss + amplifier gain)

Frequency (MHz)	Average (dBuV/m)	Height (cm)	Polarization	Azimuth (deg)	Reading value (dBuV/m)	Correct Factor (dB)	Margin (dB)	Limit (dBuV/m)
1176.750000	29.7	101.0	V	270.0	37.7	-8.0	24.3	54
1388.750000	29.8	101.0	V	349.0	36.8	-7.0	24.2	54
1677.250000	31.6	101.0	V	0.0	36.7	-5.1	22.4	54
2072.250000	33.5	101.0	V	252.0	36.6	-3.1	20.5	54
2479.000000	45.4	101.0	V	101.0	45.9	-0.5	8.6	54
2998.500000	40.0	101.0	V	0.0	37.7	2.3	14.0	54

Remark: 1. Correction Factor = Antenna factor+ Insertion loss (cable loss + amplifier gain)

RE 3-18GHz PK+AV



Radiates Emission from 3GHz to 18GHz

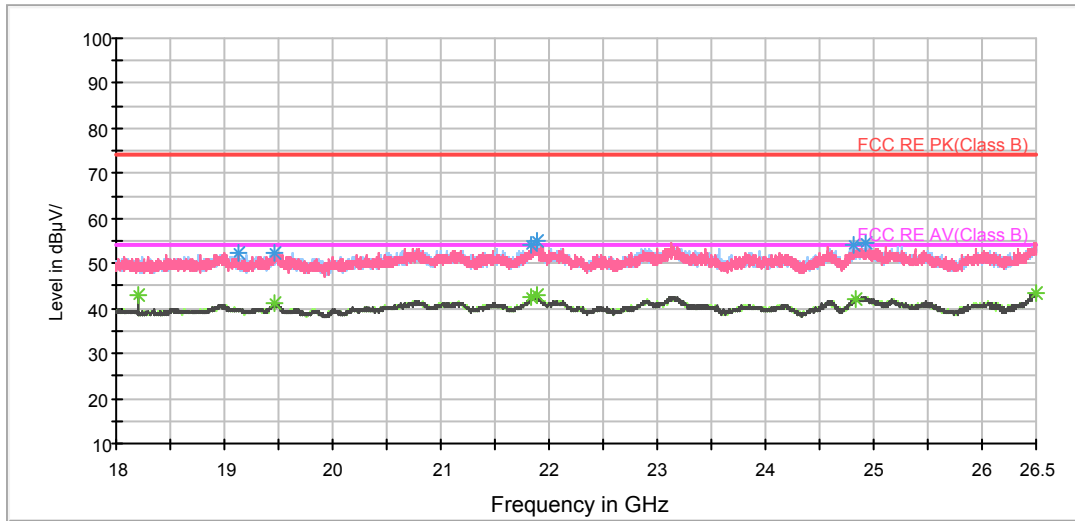
Frequency (MHz)	Peak (dBuV/m)	Height (cm)	Polarization	Azimuth (deg)	Reading value (dBuV/m)	Correct Factor (dB)	Margin (dB)	Limit (dBuV/m)
3954.375000	40.3	101.0	V	0.0	41.3	-1.0	33.7	74
5302.500000	44.3	101.0	V	190.0	41.9	2.4	29.7	74
6976.875000	47.1	101.0	H	264.0	40.8	6.3	26.9	74
9270.000000	48.6	101.0	V	0.0	39.2	9.4	25.4	74
12654.375000	52.5	101.0	H	0.0	38.5	14.0	21.5	74
17630.625000	63.3	101.0	V	7.0	39.0	24.3	10.7	74

Remark: 1. Correction Factor = Antenna factor+ Insertion loss (cable loss + amplifier gain)

Frequency (MHz)	Average (dBuV/m)	Height (cm)	Polarization	Azimuth (deg)	Reading value (dBuV/m)	Correct Factor (dB)	Margin (dB)	Limit (dBuV/m)
4033.125000	28.1	101.0	V	80.0	29.2	-1.1	25.9	54
5302.500000	36.0	101.0	V	190.0	33.6	2.4	18.0	54
6943.125000	35.3	101.0	V	227.0	29.2	6.1	18.7	54
9236.250000	36.8	101.0	V	0.0	26.9	9.9	17.2	54
12637.500000	40.8	101.0	V	7.0	26.5	14.3	13.2	54
17917.500000	51.4	101.0	V	0.0	25.7	25.7	2.6	54

Remark: 1. Correction Factor = Antenna factor+ Insertion loss (cable loss + amplifier gain)

RE 18-26.5GHz PK+AV



Radiates Emission from 18GHz to 26.5GHz

Frequency (MHz)	Peak (dBuV/m)	Polarization	Azimuth (deg)	Reading value (dBuV/m)	Correct Factor (dB)	Margin (dB)	Limit (dBuV/m)
19128.375000	52.2	V	50.0	52.7	-0.5	21.8	74
19464.125000	52.4	H	135.0	52.5	0.1	21.6	74
21830.312500	54.3	H	72.0	56.2	-1.9	19.7	74
21881.312500	54.9	V	45.0	56.6	-1.7	19.1	74
24813.812500	53.9	H	135.0	54.0	0.1	20.1	74
24924.312500	54.7	H	135.0	55.4	0.7	19.3	74

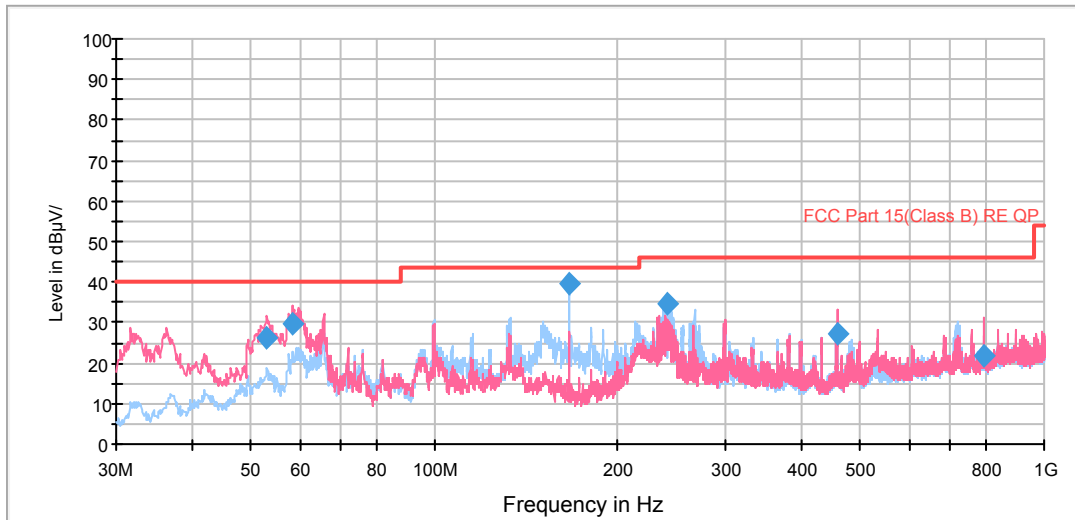
Remark: 1. Correction Factor = Antenna factor+ Insertion loss (cable loss + amplifier gain)

Frequency (MHz)	Average (dBuV/m)	Polarization	Azimuth (deg)	Reading value (dBuV/m)	Correct Factor (dB)	Margin (dB)	Limit (dBuV/m)
18199.750000	43.2	H	135.0	44.4	1.2	10.8	54
19470.500000	41.2	V	45.0	41.3	0.1	12.8	54
21835.625000	42.4	H	121.0	44.3	-1.9	11.6	54
21880.250000	43.0	H	111.0	44.7	-1.7	11.0	54
24834.000000	42.2	H	135.0	42.4	0.2	11.8	54
26495.750000	43.3	H	135.0	44.4	1.1	10.7	54

Remark: 1. Correction Factor = Antenna factor+ Insertion loss (cable loss + amplifier gain)

802.11b CH6

RE 30M-1GHz QP

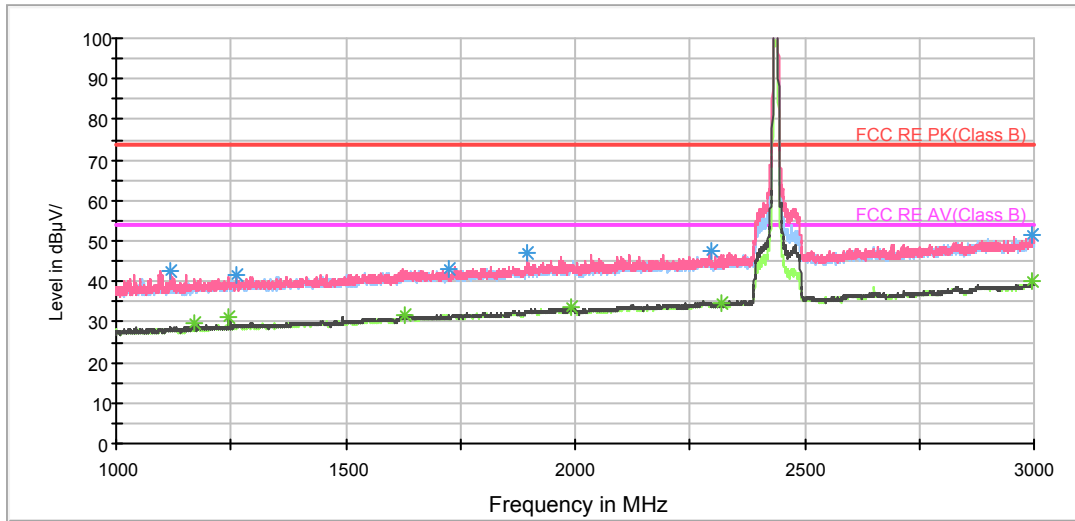


Radiates Emission from 30MHz to 1GHz

Frequency (MHz)	Quasi-Peak (dBuV/m)	Height (cm)	Polarization	Azimuth (deg)	Reading value (dBuV/m)	Correct Factor (dB)	Margin (dB)	Limit (dBuV/m)
52.984906	26.3	100.0	V	94.0	46.9	-20.6	13.7	40.0
58.466569	29.5	100.0	V	194.0	52.3	-22.8	10.5	40.0
165.989288	39.6	125.0	H	94.0	67.9	-28.3	3.9	43.5
241.170500	34.8	125.0	H	72.0	60.0	-25.2	11.2	46.0
458.390250	27.1	100.0	V	74.0	47.5	-20.4	18.9	46.0
796.604500	22.0	125.0	V	308.0	36.8	-14.8	24.0	46.0

- Remark: 1. Quasi-Peak = Reading value + Correction factor
 2. Correction Factor = Antenna factor+ Insertion loss (cable loss+amplifier gain)
 3. Margin = Limit – Quasi-Peak

RE 1G-3GHz PK+AV



Note: The signal beyond the limit is carrier.

Radiates Emission from 1GHz to 3GHz

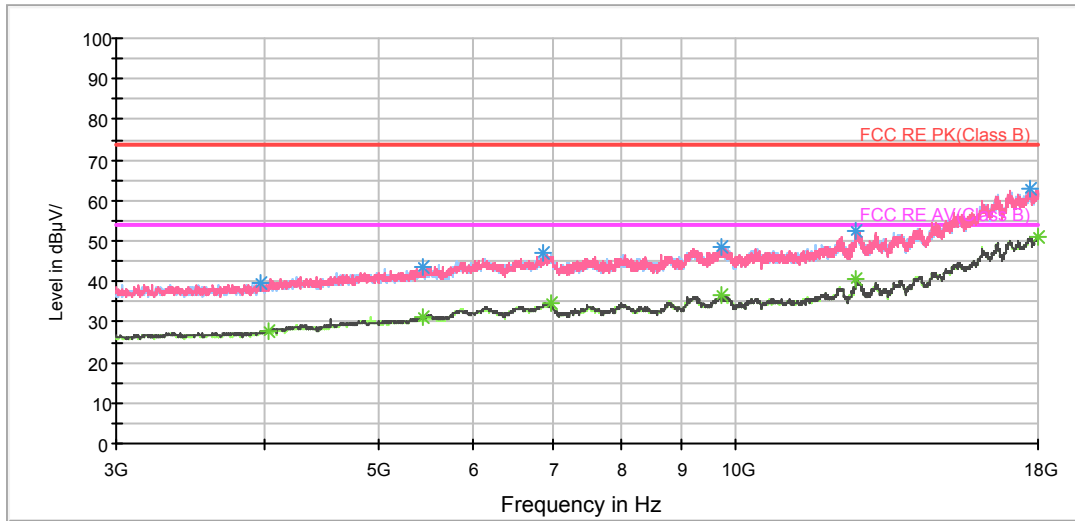
Frequency (MHz)	Peak (dBuV/m)	Height (cm)	Polarization	Azimuth (deg)	Reading value (dBuV/m)	Correct Factor (dB)	Margin (dB)	Limit (dBuV/m)
1119.000000	42.8	100.0	V	0.0	51.3	-8.5	31.2	74
1263.000000	41.5	300.0	V	0.0	49.2	-7.7	32.5	74
1724.750000	43.0	200.0	V	0.0	48.0	-5.0	31.0	74
1894.250000	46.8	100.0	V	0.0	50.8	-4.0	27.2	74
2295.000000	47.3	200.0	V	239.0	49.3	-2.0	26.7	74
2995.000000	51.3	100.0	V	201.0	49.0	2.3	22.7	74

Remark: 1. Correction Factor = Antenna factor+ Insertion loss (cable loss + amplifier gain)

Frequency (MHz)	Average (dBuV/m)	Height (cm)	Polarization	Azimuth (deg)	Reading value (dBuV/m)	Correct Factor (dB)	Margin (dB)	Limit (dBuV/m)
1171.000000	29.6	200.0	V	258.0	37.7	-8.1	24.4	54
1245.000000	31.4	300.0	V	119.0	39.4	-8.0	22.6	54
1629.750000	31.8	100.0	V	211.0	36.5	-4.7	22.2	54
1991.250000	33.4	200.0	V	239.0	36.7	-3.3	20.6	54
2317.500000	34.5	100.0	V	80.0	36.3	-1.8	19.5	54
2996.750000	39.9	100.0	V	192.0	37.6	2.3	14.1	54

Remark: 1. Correction Factor = Antenna factor+ Insertion loss (cable loss + amplifier gain)

RE 3-18GHz PK+AV



Radiates Emission from 3GHz to 18GHz

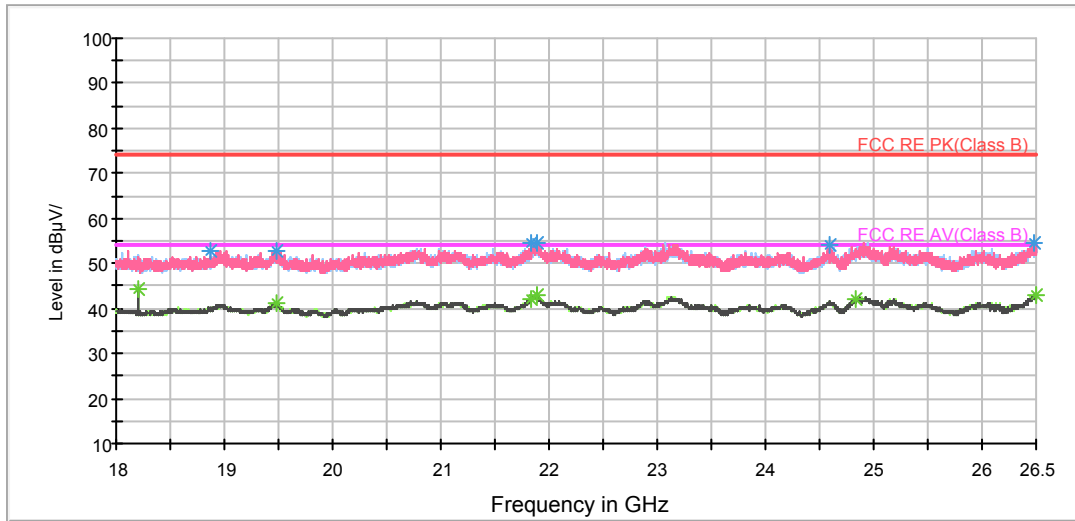
Frequency (MHz)	Peak (dBuV/m)	Height (cm)	Polarization	Azimuth (deg)	Reading value (dBuV/m)	Correct Factor (dB)	Margin (dB)	Limit (dBuV/m)
3969.375000	39.6	101.0	V	248.0	40.5	-0.9	34.4	74
5433.750000	43.5	101.0	V	63.0	40.7	2.8	30.5	74
6881.250000	47.0	101.0	H	297.0	41.0	6.0	27.0	74
9731.250000	48.5	101.0	V	81.0	38.7	9.8	25.5	74
12645.000000	52.6	101.0	H	316.0	38.2	14.4	21.4	74
17748.750000	63.0	101.0	V	99.0	38.8	24.2	11.0	74

Remark: 1. Correction Factor = Antenna factor+ Insertion loss (cable loss + amplifier gain)

Frequency (MHz)	Average (dBuV/m)	Height (cm)	Polarization	Azimuth (deg)	Reading value (dBuV/m)	Correct Factor (dB)	Margin (dB)	Limit (dBuV/m)
4029.375000	27.9	101.0	V	136.0	29.0	-1.1	26.1	54
5446.875000	31.3	101.0	V	0.0	28.5	2.8	22.7	54
6993.750000	34.6	101.0	H	36.0	28.1	6.5	19.4	54
9740.625000	36.4	101.0	H	354.0	26.4	10.0	17.6	54
12639.375000	40.7	101.0	H	0.0	26.2	14.5	13.3	54
18000.000000	51.2	101.0	H	0.0	25.7	25.5	2.8	54

Remark: 1. Correction Factor = Antenna factor+ Insertion loss (cable loss + amplifier gain)

RE 18-26.5GHz PK+AV



Radiates Emission from 18GHz to 26.5GHz

Frequency (MHz)	Peak (dBuV/m)	Polarization	Azimuth (deg)	Reading value (dBuV/m)	Correct Factor (dB)	Margin (dB)	Limit (dBuV/m)
18868.062500	53.0	H	151.0	53.1	0.1	21.0	74
19477.937500	52.7	V	0.0	52.8	0.1	21.3	74
21839.875000	54.4	H	180.0	56.3	-1.9	19.6	74
21886.625000	54.5	V	92.0	56.1	-1.6	19.5	74
24601.312500	53.9	V	131.0	54.1	-0.2	20.1	74
26487.250000	54.7	V	27.0	55.8	1.1	19.3	74

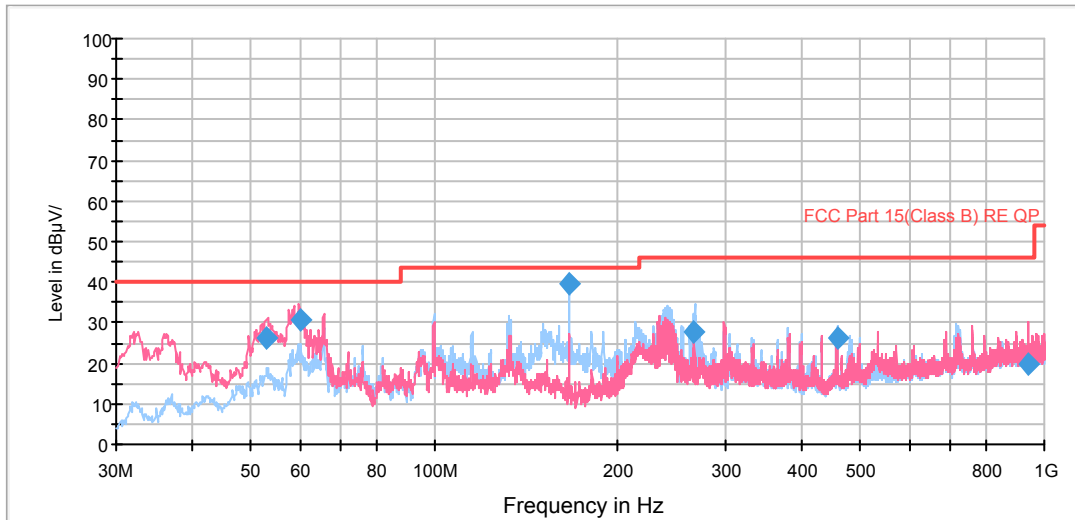
Remark: 1. Correction Factor = Antenna factor+ Insertion loss (cable loss + amplifier gain)

Frequency (MHz)	Average (dBuV/m)	Polarization	Azimuth (deg)	Reading value (dBuV/m)	Correct Factor (dB)	Margin (dB)	Limit (dBuV/m)
18199.750000	44.4	H	116.0	45.6	1.2	9.6	54
19481.125000	41.1	V	55.0	41.2	0.1	12.9	54
21838.812500	42.2	H	180.0	44.1	-1.9	11.8	54
21882.375000	43.1	H	0.0	44.8	-1.7	10.9	54
24841.437500	42.1	V	0.0	42.4	0.3	11.9	54
26491.500000	43.0	H	0.0	44.1	1.1	11.0	54

Remark: 1. Correction Factor = Antenna factor+ Insertion loss (cable loss + amplifier gain)

802.11b CH11

RE 30M-1GHz QP

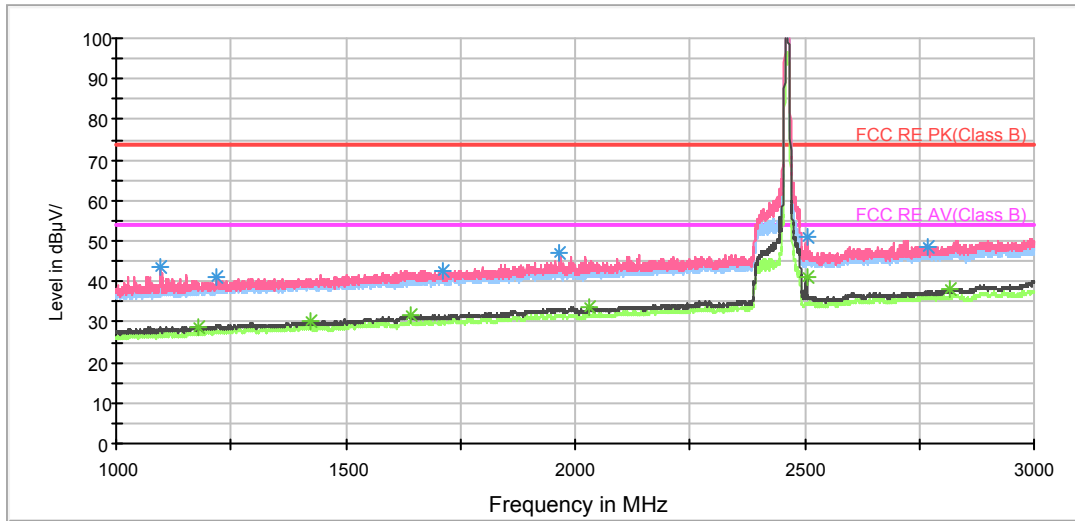


Radiates Emission from 30MHz to 1GHz

Frequency (MHz)	Quasi-Peak (dBuV/m)	Height (cm)	Polarization	Azimuth (deg)	Reading value (dBuV/m)	Correct Factor (dB)	Margin (dB)	Limit (dBuV/m)
53.105853	26.2	100.0	V	145.0	46.8	-20.6	13.8	40.0
59.998878	30.5	100.0	V	226.0	53.7	-23.2	9.5	40.0
165.986447	39.6	125.0	H	94.0	67.9	-28.3	3.9	43.5
266.374250	27.7	125.0	H	191.0	52.0	-24.3	18.3	46.0
458.391500	26.2	100.0	H	140.0	46.6	-20.4	19.8	46.0
941.967500	19.7	125.0	V	268.0	32.8	-13.1	26.3	46.0

- Remark: 1. Quasi-Peak = Reading value + Correction factor
 2. Correction Factor = Antenna factor+ Insertion loss(cable loss+amplifier gain)
 3. Margin = Limit – Quasi-Peak

RE 1G-3GHz PK+AV



Note: The signal beyond the limit is carrier.

Radiates Emission from 1GHz to 3GHz

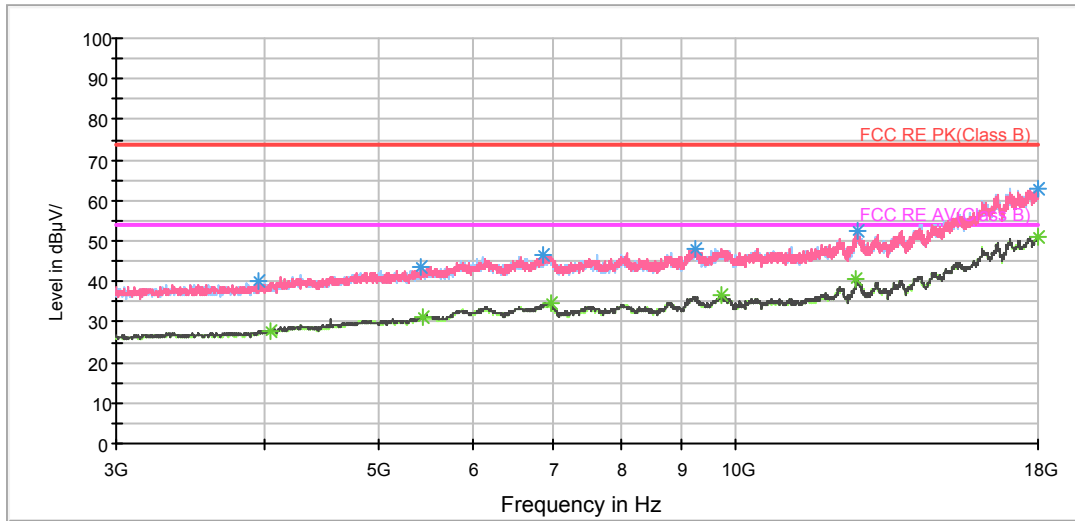
Frequency (MHz)	Peak (dBuV/m)	Height (cm)	Polarization	Azimuth (deg)	Reading value (dBuV/m)	Correct Factor (dB)	Margin (dB)	Limit (dBuV/m)
1095.250000	43.7	100.0	V	124.0	52.6	-8.9	30.3	74
1218.750000	41.1	100.0	V	34.0	49.0	-7.9	32.9	74
1710.250000	42.7	200.0	V	0.0	47.5	-4.8	31.3	74
1964.500000	46.8	200.0	V	275.0	50.1	-3.3	27.2	74
2505.500000	51.0	100.0	V	97.0	51.2	-0.2	23.0	74
2769.250000	48.6	200.0	V	0.0	47.8	0.8	25.4	74

Remark: 1. Correction Factor = Antenna factor+ Insertion loss (cable loss + amplifier gain)

Frequency (MHz)	Average (dBuV/m)	Height (cm)	Polarization	Azimuth (deg)	Reading value (dBuV/m)	Correct Factor (dB)	Margin (dB)	Limit (dBuV/m)
1095.250000	27.3	100.0	V	124.0	36.2	-8.9	26.7	54
1218.750000	28.5	100.0	V	34.0	36.4	-7.9	25.5	54
1710.250000	31.0	200.0	V	0.0	35.8	-4.8	23.0	54
1964.500000	32.7	200.0	V	275.0	36.0	-3.3	21.3	54
2505.500000	40.3	100.0	V	97.0	40.5	-0.2	13.7	54
2769.250000	36.7	200.0	V	0.0	35.9	0.8	17.3	54

Remark: 1. Correction Factor = Antenna factor+ Insertion loss (cable loss + amplifier gain)

RE 3-18GHz PK+AV



Radiates Emission from 3GHz to 18GHz

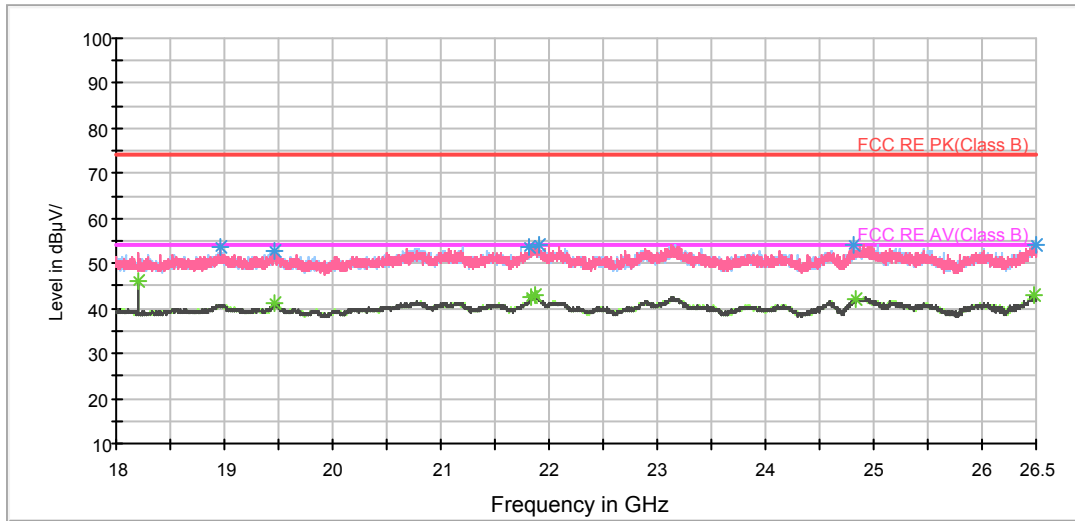
Frequency (MHz)	Peak (dBuV/m)	Height (cm)	Polarization	Azimuth (deg)	Reading value (dBuV/m)	Correct Factor (dB)	Margin (dB)	Limit (dBuV/m)
3956.250000	39.9	101.0	V	0.0	40.9	-1.0	34.1	74
5430.000000	43.4	101.0	V	80.0	40.6	2.8	30.6	74
6890.625000	46.4	101.0	V	153.0	40.3	6.1	27.6	74
9234.375000	48.2	101.0	V	153.0	38.3	9.9	25.8	74
12688.125000	52.3	101.0	H	225.0	38.1	14.2	21.7	74
17992.500000	63.0	101.0	V	0.0	37.7	25.3	11.0	74

Remark: 1. Correction Factor = Antenna factor+ Insertion loss (cable loss + amplifier gain)

Frequency (MHz)	Average (dBuV/m)	Height (cm)	Polarization	Azimuth (deg)	Reading value (dBuV/m)	Correct Factor (dB)	Margin (dB)	Limit (dBuV/m)
4042.500000	27.9	101.0	V	98.0	28.9	-1.0	26.1	54
5437.500000	31.3	101.0	V	0.0	28.4	2.9	22.7	54
6997.500000	34.8	101.0	H	0.0	28.3	6.5	19.2	54
9738.750000	36.4	101.0	V	247.0	26.4	10.0	17.6	54
12639.375000	40.8	101.0	V	0.0	26.3	14.5	13.2	54
18000.000000	51.2	101.0	H	150.0	25.7	25.5	2.8	54

Remark: 1. Correction Factor = Antenna factor+ Insertion loss (cable loss + amplifier gain)

RE 18-26.5GHz PK+AV



Radiates Emission from 18GHz to 26.5GHz

Frequency (MHz)	Peak (dBuV/m)	Polarization	Azimuth (deg)	Reading value (dBuV/m)	Correct Factor (dB)	Margin (dB)	Limit (dBuV/m)
18965.812500	53.6	V	0.0	53.7	-0.1	20.4	74
19466.250000	52.8	H	124.0	52.9	0.1	21.2	74
21814.375000	53.8	H	178.0	55.8	-2.0	20.2	74
21911.062500	54.2	V	20.0	55.7	-1.5	19.8	74
24806.375000	54.2	V	30.0	54.3	0.1	19.8	74
26493.625000	54.0	H	49.0	55.1	1.1	20.0	74

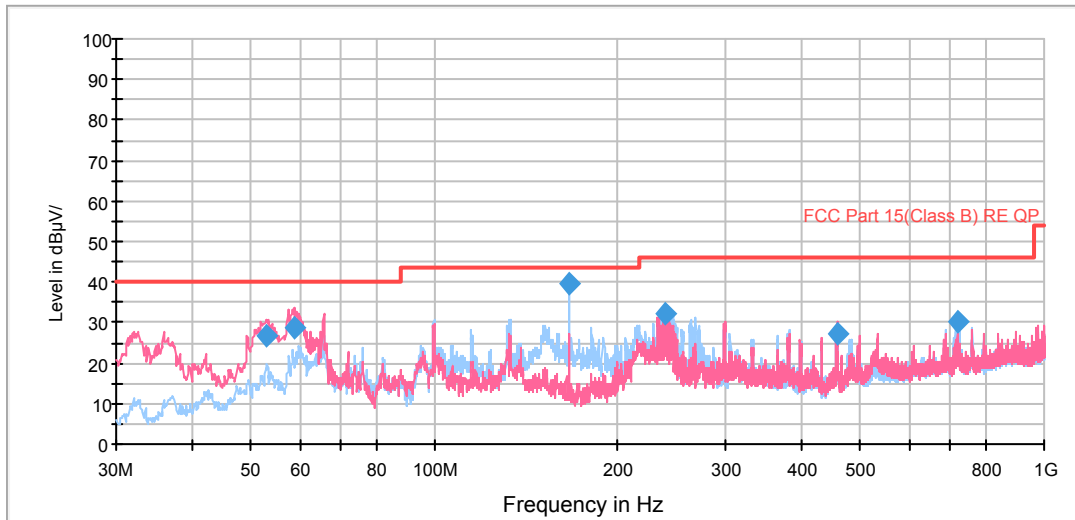
Remark: 1. Correction Factor = Antenna factor+ Insertion loss (cable loss + amplifier gain)

Frequency (MHz)	Average (dBuV/m)	Polarization	Azimuth (deg)	Reading value (dBuV/m)	Correct Factor (dB)	Margin (dB)	Limit (dBuV/m)
18199.750000	46.0	V	2.0	47.2	1.2	8.0	54
19468.375000	41.2	V	141.0	41.3	0.1	12.8	54
21839.875000	42.7	H	178.0	44.6	-1.9	11.3	54
21874.937500	42.9	V	113.0	44.6	-1.7	11.1	54
24842.500000	42.0	H	39.0	42.3	0.3	12.0	54
26479.812500	43.0	V	2.0	44.1	1.1	11.0	54

Remark: 1. Correction Factor = Antenna factor+ Insertion loss (cable loss + amplifier gain)

802.11g CH1

RE 30M-1GHz QP

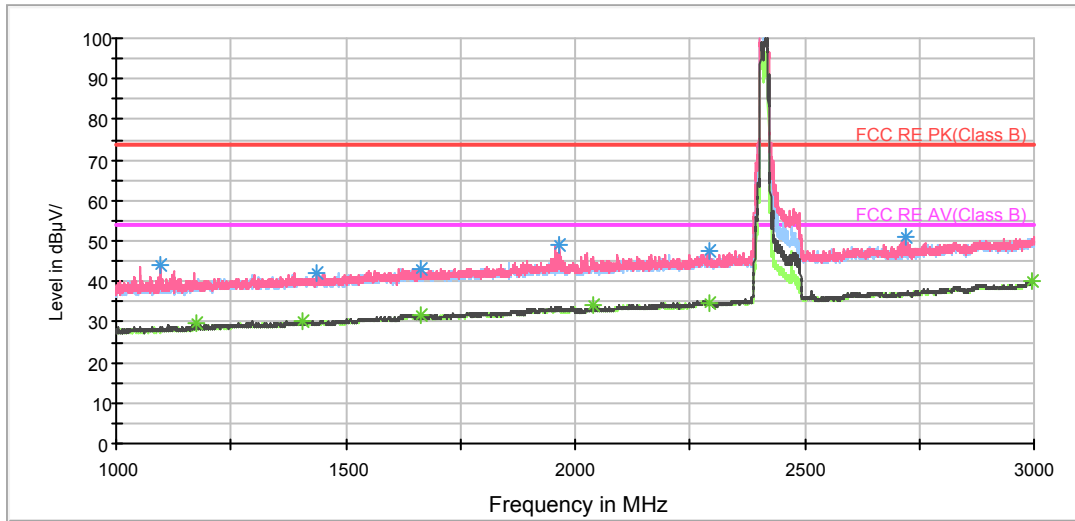


Radiates Emission from 30MHz to 1GHz

Frequency (MHz)	Quasi-Peak (dBuV/m)	Height (cm)	Polarization	Azimuth (deg)	Reading value (dBuV/m)	Correct Factor (dB)	Margin (dB)	Limit (dBuV/m)
53.025853	26.5	100.0	V	138.0	47.1	-20.6	13.5	40.0
58.830356	28.6	100.0	V	204.0	51.5	-22.9	11.4	40.0
165.986447	39.6	125.0	H	91.0	67.9	-28.3	3.9	43.5
238.835500	32.4	100.0	H	338.0	57.7	-25.3	13.6	46.0
458.391500	27.4	100.0	V	75.0	47.8	-20.4	18.6	46.0
720.403250	30.0	100.0	H	315.0	45.0	-15.0	16.0	46.0

- Remark: 1. Quasi-Peak = Reading value + Correction factor
 2. Correction Factor = Antenna factor+ Insertion loss(cable loss+amplifier gain)
 3. Margin = Limit – Quasi-Peak

RE 1G-3GHz PK+AV



Note: The signal beyond the limit is carrier.

Radiates Emission from 1GHz to 3GHz

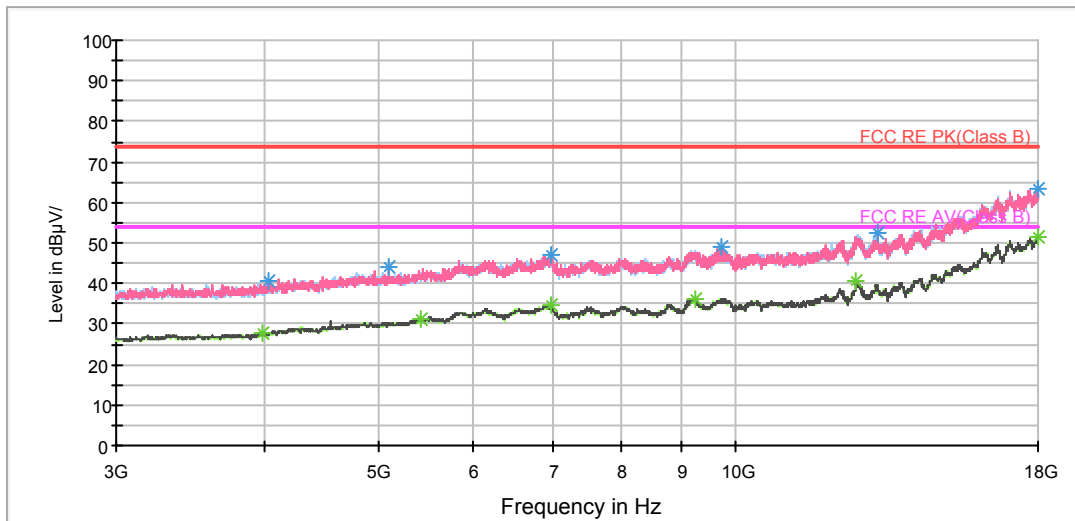
Frequency (MHz)	Peak (dBuV/m)	Height (cm)	Polarization	Azimuth (deg)	Reading value (dBuV/m)	Correct Factor (dB)	Margin (dB)	Limit (dBuV/m)
1096.250000	44.2	200.0	V	293.0	53.1	-8.9	29.8	74
1437.500000	41.9	300.0	V	78.0	48.8	-6.9	32.1	74
1662.250000	43.3	300.0	V	115.0	48.5	-5.2	30.7	74
1967.000000	48.9	300.0	V	35.0	52.4	-3.5	25.1	74
2291.500000	47.6	100.0	V	84.0	49.4	-1.8	26.4	74
2721.000000	51.0	200.0	V	0.0	50.7	0.3	23.0	74

Remark: 1. Correction Factor = Antenna factor+ Insertion loss (cable loss + amplifier gain)

Frequency (MHz)	Average (dBuV/m)	Height (cm)	Polarization	Azimuth (deg)	Reading value (dBuV/m)	Correct Factor (dB)	Margin (dB)	Limit (dBuV/m)
1172.750000	29.5	200.0	V	0.0	37.6	-8.1	24.5	54
1406.500000	30.2	300.0	H	218.0	37.3	-7.1	23.8	54
1664.250000	31.8	200.0	V	0.0	37.0	-5.2	22.2	54
2041.250000	33.9	300.0	V	35.0	37.1	-3.2	20.1	54
2294.250000	34.8	300.0	V	217.0	36.7	-1.9	19.2	54
2997.000000	40.3	100.0	V	3.0	38.0	2.3	13.7	54

Remark: 1. Correction Factor = Antenna factor+ Insertion loss (cable loss + amplifier gain)

RE 3-18GHz PK+AV



Radiates Emission from 3GHz to 18GHz

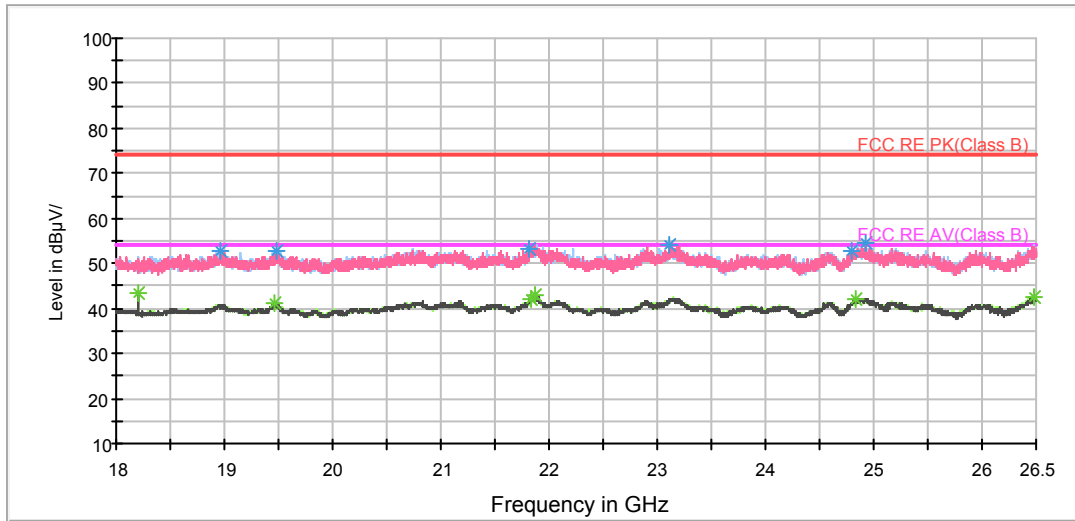
Frequency (MHz)	Peak (dBuV/m)	Height (cm)	Polarization	Azimuth (deg)	Reading value (dBuV/m)	Correct Factor (dB)	Margin (dB)	Limit (dBuV/m)
4038.750000	40.7	101.0	V	154.0	41.7	-1.0	33.3	74
5100.000000	44.0	101.0	V	0.0	42.2	1.8	30.0	74
6997.500000	47.0	101.0	V	0.0	40.5	6.5	27.0	74
9729.375000	48.9	101.0	V	45.0	39.2	9.7	25.1	74
13158.750000	52.3	101.0	H	0.0	38.2	14.1	21.7	74
17994.375000	63.1	101.0	V	45.0	37.8	25.3	10.9	74

Remark: 1. Correction Factor = Antenna factor+ Insertion loss (cable loss + amplifier gain)

Frequency (MHz)	Average (dBuV/m)	Height (cm)	Polarization	Azimuth (deg)	Reading value (dBuV/m)	Correct Factor (dB)	Margin (dB)	Limit (dBuV/m)
3982.500000	27.9	101.0	V	63.0	28.9	-1.0	26.1	54
5431.875000	31.3	101.0	V	0.0	28.5	2.8	22.7	54
6993.750000	34.7	101.0	V	344.0	28.2	6.5	19.3	54
9232.500000	36.4	101.0	V	63.0	26.5	9.9	17.6	54
12639.375000	40.5	101.0	V	246.0	26.0	14.5	13.5	54
18000.000000	51.3	101.0	H	334.0	25.8	25.5	2.7	54

Remark: 1. Correction Factor = Antenna factor+ Insertion loss (cable loss + amplifier gain)

RE 18-26.5GHz PK+AV



Radiates Emission from 18GHz to 26.5GHz

Frequency (MHz)	Peak (dBuV/m)	Polarization	Azimuth (deg)	Reading value (dBuV/m)	Correct Factor (dB)	Margin (dB)	Limit (dBuV/m)
18958.375000	52.9	H	192.0	52.9	0.0	21.1	74
19475.812500	52.8	H	225.0	52.9	0.1	21.2	74
21814.375000	53.4	H	225.0	55.4	-2.0	20.6	74
23115.937500	54.1	H	225.0	54.2	-0.1	19.9	74
24792.562500	52.9	V	90.0	52.9	0.0	21.1	74
24925.375000	54.4	V	187.0	55.1	0.7	19.6	74

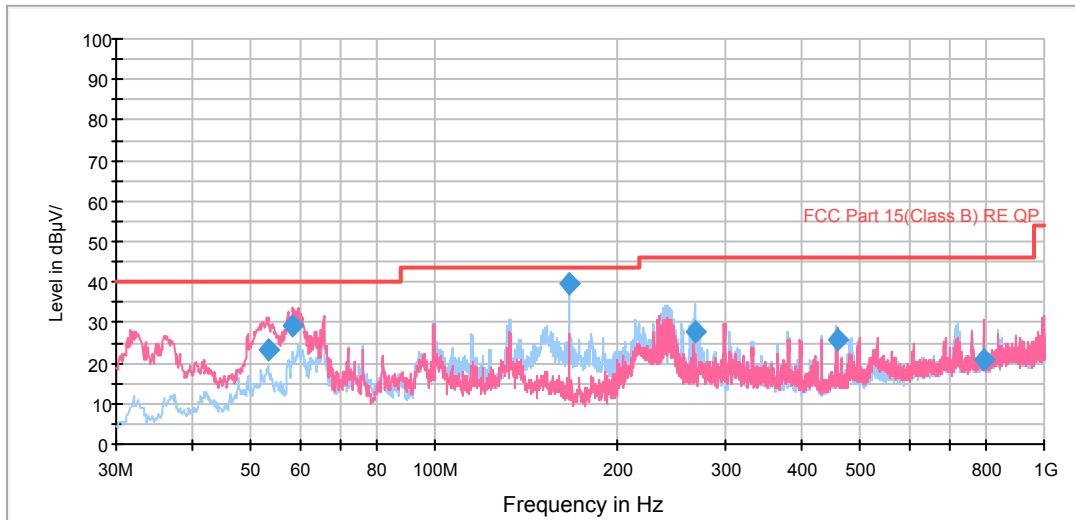
Remark: 1. Correction Factor = Antenna factor+ Insertion loss (cable loss + amplifier gain)

Frequency (MHz)	Average (dBuV/m)	Polarization	Azimuth (deg)	Reading value (dBuV/m)	Correct Factor (dB)	Margin (dB)	Limit (dBuV/m)
18199.750000	43.4	H	225.0	44.6	1.2	10.6	54
19466.250000	41.1	V	139.0	41.2	0.1	12.9	54
21838.812500	42.1	H	225.0	44.0	-1.9	11.9	54
21869.625000	42.8	V	101.0	44.5	-1.7	11.2	54
24830.812500	41.9	H	118.0	42.1	0.2	12.1	54
26484.062500	42.7	H	192.0	43.8	1.1	11.3	54

Remark: 1. Correction Factor = Antenna factor+ Insertion loss (cable loss + amplifier gain)

802.11g CH6

RE 30M-1GHz QP

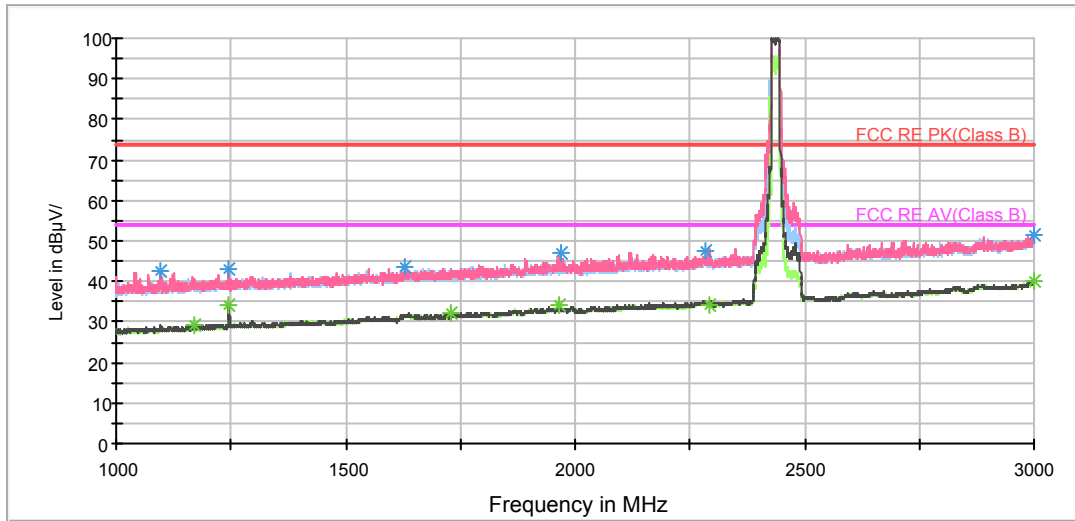


Radiates Emission from 30MHz to 1GHz

Frequency (MHz)	Quasi-Peak (dBuV/m)	Height (cm)	Polarization	Azimuth (deg)	Reading value (dBuV/m)	Correct Factor (dB)	Margin (dB)	Limit (dBuV/m)
53.413200	23.4	120.0	V	191.0	44.1	-20.7	16.6	40.0
58.427516	29.0	100.0	V	202.0	51.8	-22.8	11.0	40.0
165.986447	39.5	125.0	H	97.0	67.8	-28.3	4.0	43.5
267.374250	27.8	125.0	H	189.0	52.1	-24.3	18.2	46.0
456.656000	25.8	100.0	H	139.0	46.2	-20.4	20.2	46.0
798.235750	20.9	125.0	V	310.0	35.7	-14.8	25.1	46.0

- Remark: 1. Quasi-Peak = Reading value + Correction factor
 2. Correction Factor = Antenna factor+ Insertion loss(cable loss+amplifier gain)
 3. Margin = Limit – Quasi-Peak

RE 1G-3GHz PK+AV



Note: The signal beyond the limit is carrier.

Radiates Emission from 1GHz to 3GHz

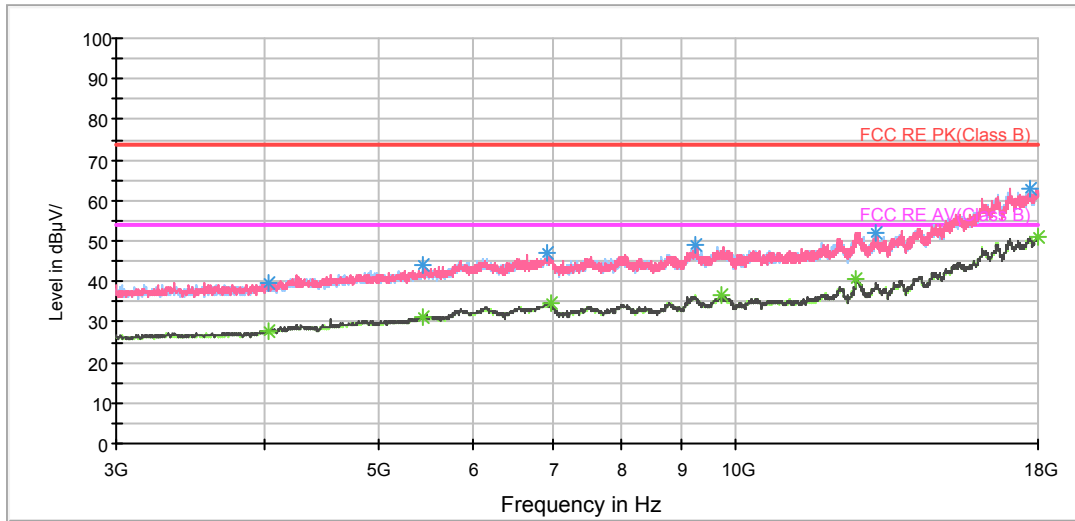
Frequency (MHz)	Peak (dBuV/m)	Height (cm)	Polarization	Azimuth (deg)	Reading value (dBuV/m)	Correct Factor (dB)	Margin (dB)	Limit (dBuV/m)
1095.000000	42.4	300.0	V	117.0	51.3	-8.9	31.6	74
1245.500000	43.1	100.0	V	309.0	51.1	-8.0	30.9	74
1630.750000	43.7	100.0	H	279.0	48.4	-4.7	30.3	74
1967.750000	46.9	100.0	V	234.0	50.4	-3.5	27.1	74
2285.750000	47.6	300.0	H	311.0	49.2	-1.6	26.4	74
2998.250000	51.4	100.0	V	192.0	49.1	2.3	22.6	74

Remark: 1. Correction Factor = Antenna factor+ Insertion loss (cable loss + amplifier gain)

Frequency (MHz)	Average (dBuV/m)	Height (cm)	Polarization	Azimuth (deg)	Reading value (dBuV/m)	Correct Factor (dB)	Margin (dB)	Limit (dBuV/m)
1170.250000	29.4	100.0	V	0.0	37.5	-8.1	24.6	54
1245.500000	33.9	100.0	V	309.0	41.9	-8.0	20.1	54
1730.750000	31.9	300.0	H	337.0	36.8	-4.9	22.1	54
1966.000000	34.0	100.0	V	69.0	37.4	-3.4	20.0	54
2291.750000	34.2	300.0	V	0.0	36.0	-1.8	19.8	54
2998.750000	40.3	200.0	V	0.0	38.0	2.3	13.7	54

Remark: 1. Correction Factor = Antenna factor+ Insertion loss (cable loss + amplifier gain)

RE 3-18GHz PK+AV



Radiates Emission from 3GHz to 18GHz

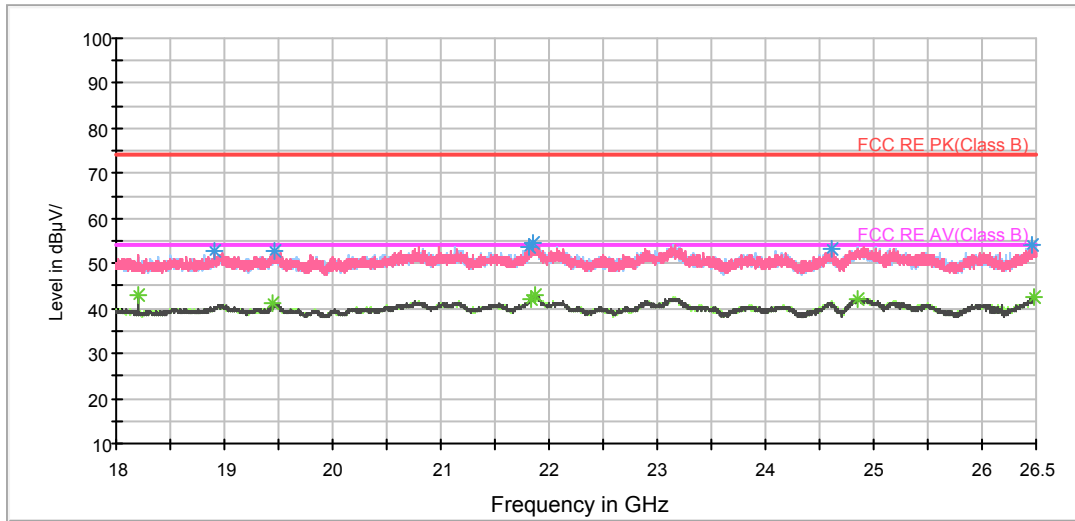
Frequency (MHz)	Peak (dBuV/m)	Height (cm)	Polarization	Azimuth (deg)	Reading value (dBuV/m)	Correct Factor (dB)	Margin (dB)	Limit (dBuV/m)
4040.625000	39.6	101.0	V	192.0	40.6	-1.0	34.4	74
5435.625000	44.1	101.0	H	132.0	41.2	2.9	29.9	74
6922.500000	46.9	101.0	H	0.0	40.7	6.2	27.1	74
9243.750000	49.1	101.0	V	80.0	39.3	9.8	24.9	74
13155.000000	52.1	101.0	H	300.0	37.9	14.2	21.9	74
17718.750000	63.1	101.0	V	248.0	38.5	24.6	10.9	74

Remark: 1. Correction Factor = Antenna factor+ Insertion loss (cable loss + amplifier gain)

Frequency (MHz)	Average (dBuV/m)	Height (cm)	Polarization	Azimuth (deg)	Reading value (dBuV/m)	Correct Factor (dB)	Margin (dB)	Limit (dBuV/m)
4038.750000	27.8	101.0	V	154.0	28.8	-1.0	26.2	54
5433.750000	31.3	101.0	H	0.0	28.5	2.8	22.7	54
6997.500000	34.6	101.0	H	0.0	28.1	6.5	19.4	54
9740.625000	36.5	101.0	H	282.0	26.5	10.0	17.5	54
12639.375000	40.6	101.0	H	76.0	26.1	14.5	13.4	54
18000.000000	51.2	101.0	H	282.0	25.7	25.5	2.8	54

Remark: 1. Correction Factor = Antenna factor+ Insertion loss (cable loss + amplifier gain)

RE 18-26.5GHz PK+AV



Radiates Emission from 18GHz to 26.5GHz

Frequency (MHz)	Peak (dBuV/m)	Polarization	Azimuth (deg)	Reading value (dBuV/m)	Correct Factor (dB)	Margin (dB)	Limit (dBuV/m)
18901.000000	52.7	V	196.0	52.8	0.1	21.3	74
19466.250000	52.7	V	111.0	52.8	0.1	21.3	74
21818.625000	53.6	H	174.0	55.6	-2.0	20.4	74
21860.062500	54.5	H	210.0	56.3	-1.8	19.5	74
24617.250000	53.4	V	111.0	53.6	-0.2	20.6	74
26470.250000	54.0	H	174.0	55.1	1.1	20.0	74

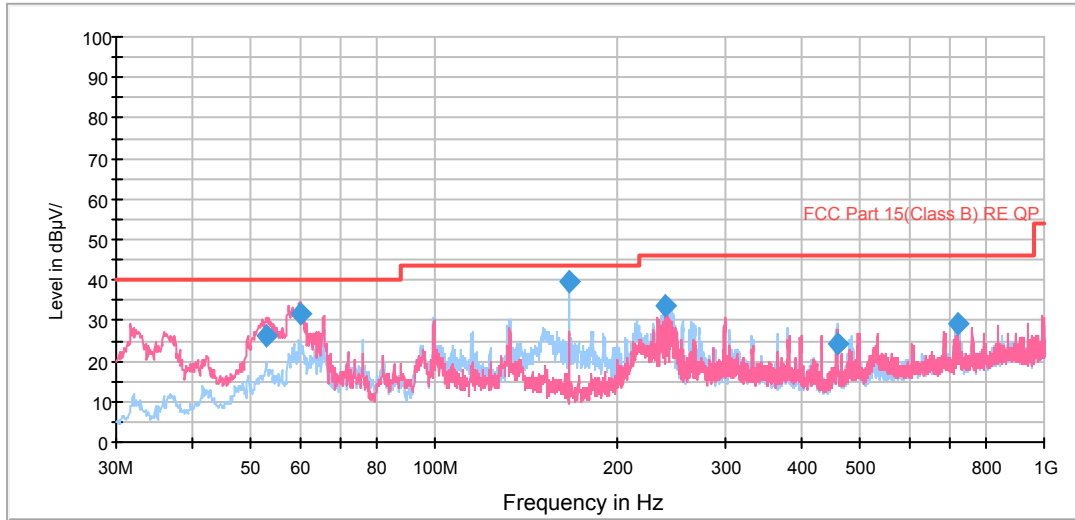
Remark: 1. Correction Factor = Antenna factor+ Insertion loss (cable loss + amplifier gain)

Frequency (MHz)	Average (dBuV/m)	Polarization	Azimuth (deg)	Reading value (dBuV/m)	Correct Factor (dB)	Margin (dB)	Limit (dBuV/m)
18199.750000	43.1	V	102.0	44.3	1.2	10.9	54
19453.500000	41.2	H	225.0	41.2	0.0	12.8	54
21825.000000	42.1	V	129.0	44.1	-2.0	11.9	54
21870.687500	42.8	H	225.0	44.5	-1.7	11.2	54
24844.625000	42.2	V	157.0	42.5	0.3	11.8	54
26484.062500	42.7	H	225.0	43.8	1.1	11.3	54

Remark: 1. Correction Factor = Antenna factor+ Insertion loss (cable loss + amplifier gain)

802.11g CH11

RE 30M-1GHz QP

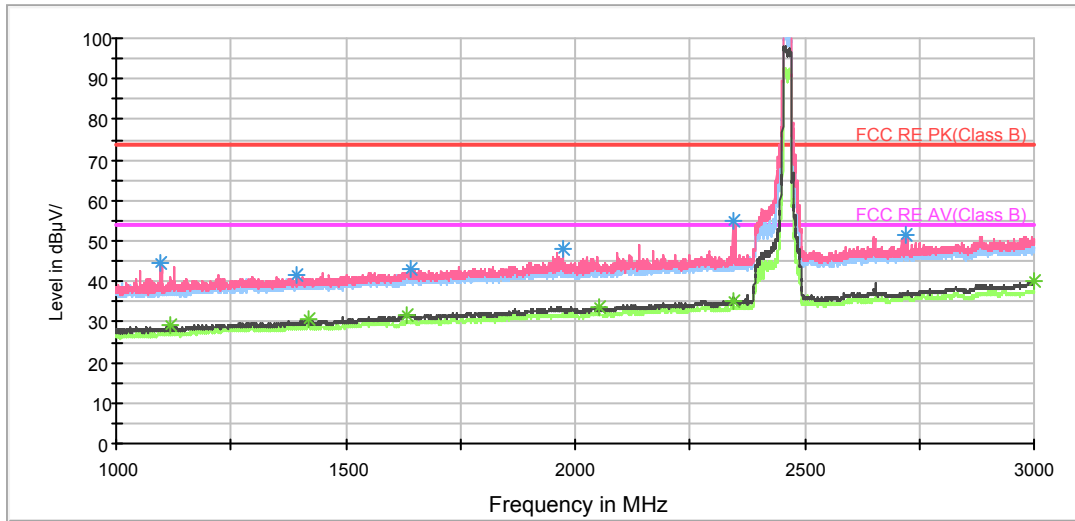


Radiates Emission from 30MHz to 1GHz

Frequency (MHz)	Quasi-Peak (dBuV/m)	Height (cm)	Polarization	Azimuth (deg)	Reading value (dBuV/m)	Correct Factor (dB)	Margin (dB)	Limit (dBuV/m)
53.048541	26.1	100.0	V	142.0	46.7	-20.6	13.9	40.0
59.999825	31.7	100.0	V	232.0	54.9	-23.2	8.3	40.0
165.989288	39.6	125.0	H	95.0	67.9	-28.3	3.9	43.5
238.839500	33.6	125.0	H	224.0	58.9	-25.3	12.4	46.0
458.391500	24.4	100.0	H	337.0	44.8	-20.4	21.6	46.0
721.578250	29.2	100.0	H	318.0	44.3	-15.1	16.8	46.0

- Remark: 1. Quasi-Peak = Reading value + Correction factor
 2. Correction Factor = Antenna factor+ Insertion loss(cable loss+amplifier gain)
 3. Margin = Limit – Quasi-Peak

RE 1G-3GHz PK+AV



Note: The signal beyond the limit is carrier.

Radiates Emission from 1GHz to 3GHz

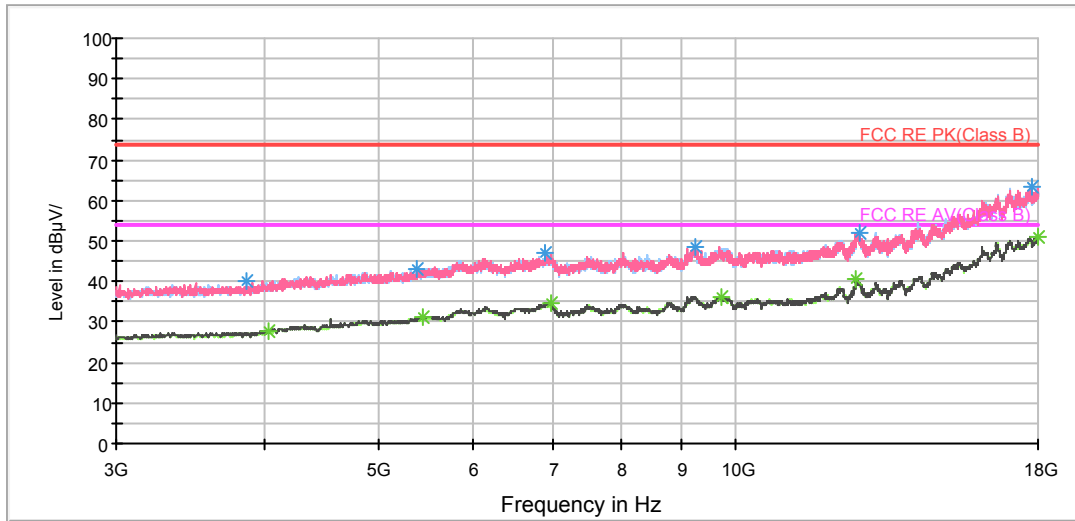
Frequency (MHz)	Peak (dBuV/m)	Height (cm)	Polarization	Azimuth (deg)	Reading value (dBuV/m)	Correct Factor (dB)	Margin (dB)	Limit (dBuV/m)
1097.750000	44.5	100.0	V	265.0	53.4	-8.9	29.5	74
1391.250000	41.6	200.0	V	339.0	48.6	-7.0	32.4	74
1643.500000	43.1	200.0	V	303.0	47.9	-4.8	30.9	74
1972.250000	47.9	300.0	V	141.0	51.5	-3.6	26.1	74
2344.500000	54.8	100.0	V	185.0	56.1	-1.3	19.2	74
2720.000000	51.6	200.0	V	0.0	51.3	0.3	22.4	74

Remark: 1. Correction Factor = Antenna factor+ Insertion loss (cable loss + amplifier gain)

Frequency (MHz)	Average (dBuV/m)	Height (cm)	Polarization	Azimuth (deg)	Reading value (dBuV/m)	Correct Factor (dB)	Margin (dB)	Limit (dBuV/m)
1117.750000	29.1	300.0	V	109.0	37.7	-8.6	24.9	54
1418.250000	30.5	200.0	V	0.0	37.4	-6.9	23.5	54
1632.250000	31.9	100.0	V	13.0	36.6	-4.7	22.1	54
2051.500000	33.8	200.0	V	259.0	37.0	-3.2	20.2	54
2344.500000	35.1	100.0	V	185.0	36.4	-1.3	18.9	54
2999.250000	40.0	300.0	V	53.0	37.7	2.3	14.0	54

Remark: 1. Correction Factor = Antenna factor+ Insertion loss (cable loss + amplifier gain)

RE 3-18GHz PK+AV



Radiates Emission from 3GHz to 18GHz

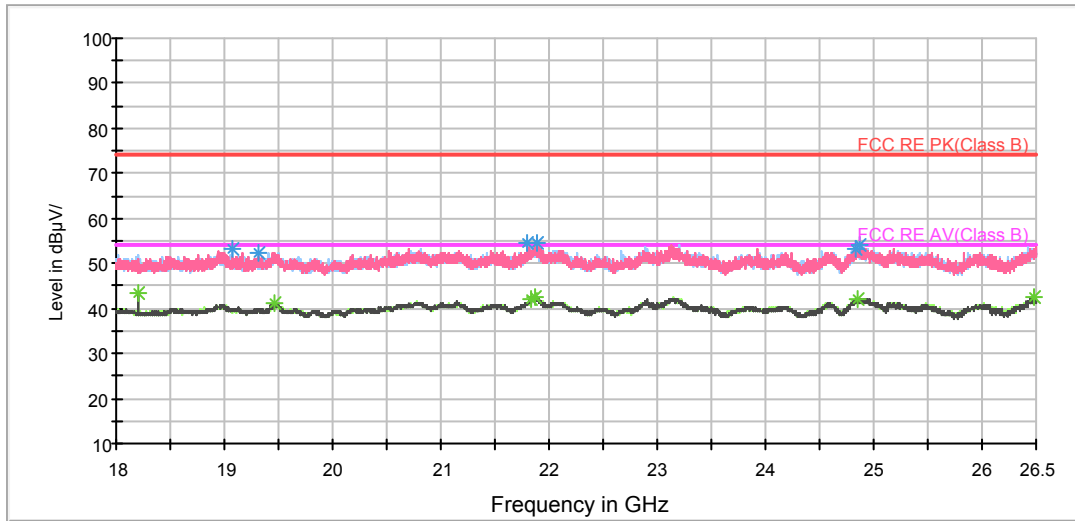
Frequency (MHz)	Peak (dBuV/m)	Height (cm)	Polarization	Azimuth (deg)	Reading value (dBuV/m)	Correct Factor (dB)	Margin (dB)	Limit (dBuV/m)
3871.875000	40.2	101.0	H	297.0	41.6	-1.4	33.8	74
5386.875000	43.0	101.0	V	209.0	40.6	2.4	31.0	74
6905.625000	46.8	101.0	H	168.0	40.5	6.3	27.2	74
9241.875000	48.6	101.0	V	0.0	38.7	9.9	25.4	74
12714.375000	51.8	101.0	H	241.0	37.9	13.9	22.2	74
17763.750000	63.4	101.0	V	0.0	39.1	24.3	10.6	74

Remark: 1. Correction Factor = Antenna factor+ Insertion loss (cable loss + amplifier gain)

Frequency (MHz)	Average (dBuV/m)	Height (cm)	Polarization	Azimuth (deg)	Reading value (dBuV/m)	Correct Factor (dB)	Margin (dB)	Limit (dBuV/m)
4036.875000	27.9	101.0	V	0.0	28.9	-1.0	26.1	54
5435.625000	31.3	101.0	V	117.0	28.4	2.9	22.7	54
6993.750000	34.7	101.0	V	0.0	28.2	6.5	19.3	54
9738.750000	36.3	101.0	H	0.0	26.3	10.0	17.7	54
12641.250000	40.5	101.0	H	131.0	26.0	14.5	13.5	54
18000.000000	51.2	101.0	V	172.0	25.7	25.5	2.8	54

Remark: 1. Correction Factor = Antenna factor+ Insertion loss (cable loss + amplifier gain)

RE 18-26.5GHz PK+AV



Radiates Emission from 18GHz to 26.5GHz

Frequency (MHz)	Peak (dBuV/m)	Polarization	Azimuth (deg)	Reading value (dBuV/m)	Correct Factor (dB)	Margin (dB)	Limit (dBuV/m)
19080.562500	53.4	H	137.0	53.9	-0.5	20.6	74
19305.812500	52.5	H	211.0	52.7	-0.2	21.5	74
21804.812500	54.5	H	225.0	56.6	-2.1	19.5	74
21880.250000	54.5	V	90.0	56.2	-1.7	19.5	74
24828.687500	53.1	H	220.0	53.3	0.2	20.9	74
24872.250000	53.9	H	211.0	54.3	0.4	20.1	74

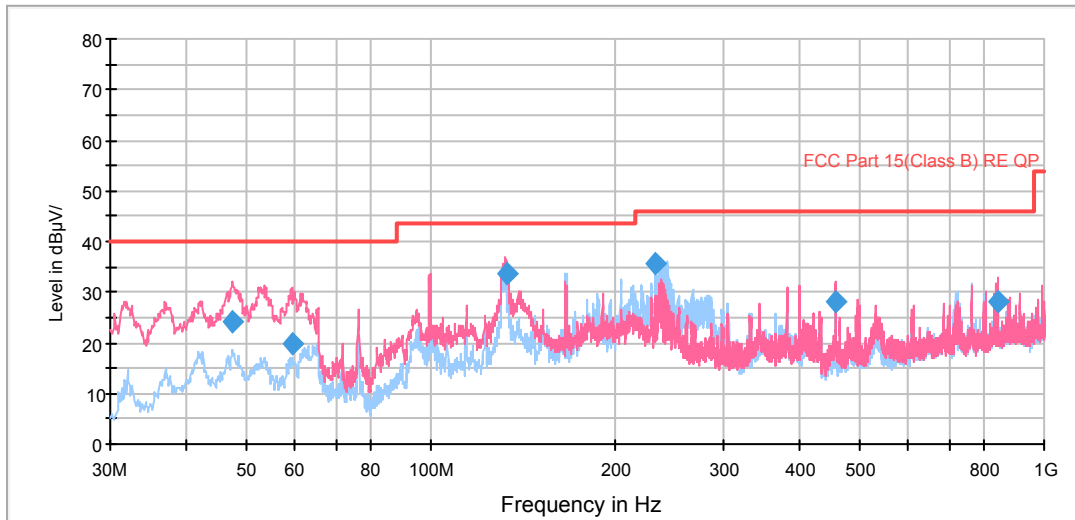
Remark: 1. Correction Factor = Antenna factor+ Insertion loss (cable loss + amplifier gain)

Frequency (MHz)	Average (dBuV/m)	Polarization	Azimuth (deg)	Reading value (dBuV/m)	Correct Factor (dB)	Margin (dB)	Limit (dBuV/m)
18199.750000	43.5	V	101.0	44.7	1.2	10.5	54
19469.437500	41.0	V	129.0	41.1	0.1	13.0	54
21838.812500	42.3	V	90.0	44.2	-1.9	11.7	54
21868.562500	42.5	H	184.0	44.2	-1.7	11.5	54
24844.625000	42.0	H	156.0	42.3	0.3	12.0	54
26485.125000	42.7	H	202.0	43.8	1.1	11.3	54

Remark: 1. Correction Factor = Antenna factor+ Insertion loss (cable loss + amplifier gain)

802.11n (HT20) CH1

RE 30M-1GHz QP

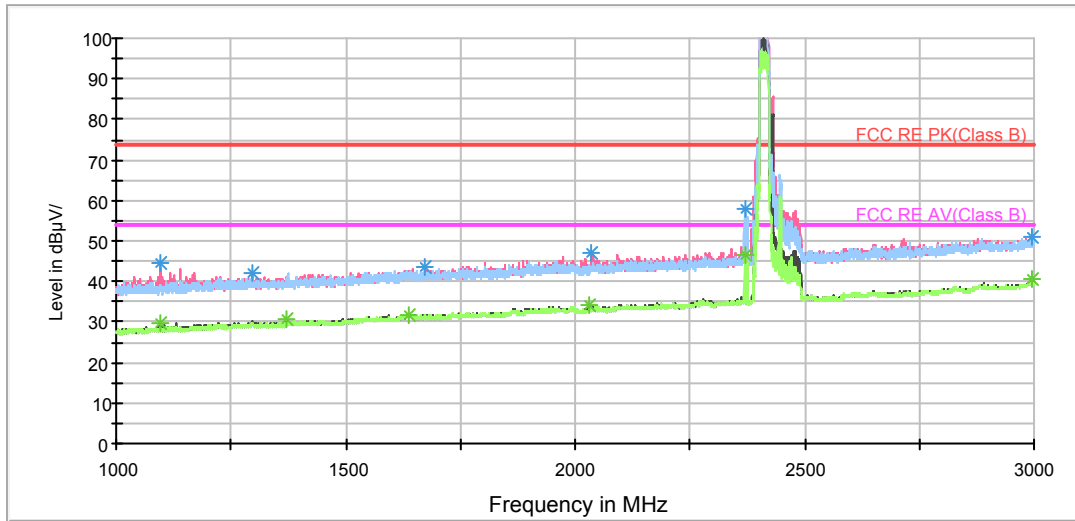


Radiates Emission from 30MHz to 1GHz

Frequency (MHz)	Quasi-Peak (dBuV/m)	Height (cm)	Polarization	Azimuth (deg)	Reading value (dBuV/m)	Correct Factor (dB)	Margin (dB)	Limit (dBuV/m)
47.421350	24.0	101.0	V	199.0	44.3	-20.3	16.0	40.0
59.474144	20.0	101.0	V	242.0	43.1	-23.1	20.0	40.0
132.646056	33.8	101.0	V	30.0	62.7	-28.9	9.7	43.5
232.789250	35.7	121.0	H	84.0	61.2	-25.5	10.3	46.0
456.617250	28.1	121.0	V	161.0	48.5	-20.4	17.9	46.0
840.414750	27.9	121.0	V	15.0	41.4	-13.5	18.1	46.0

- Remark: 1. Quasi-Peak = Reading value + Correction factor
 2. Correction Factor = Antenna factor+ Insertion loss(cable loss+amplifier gain)
 3. Margin = Limit – Quasi-Peak

RE 1G-3GHz PK+AV



Note: The signal beyond the limit is carrier.

Radiates Emission from 1GHz to 3GHz

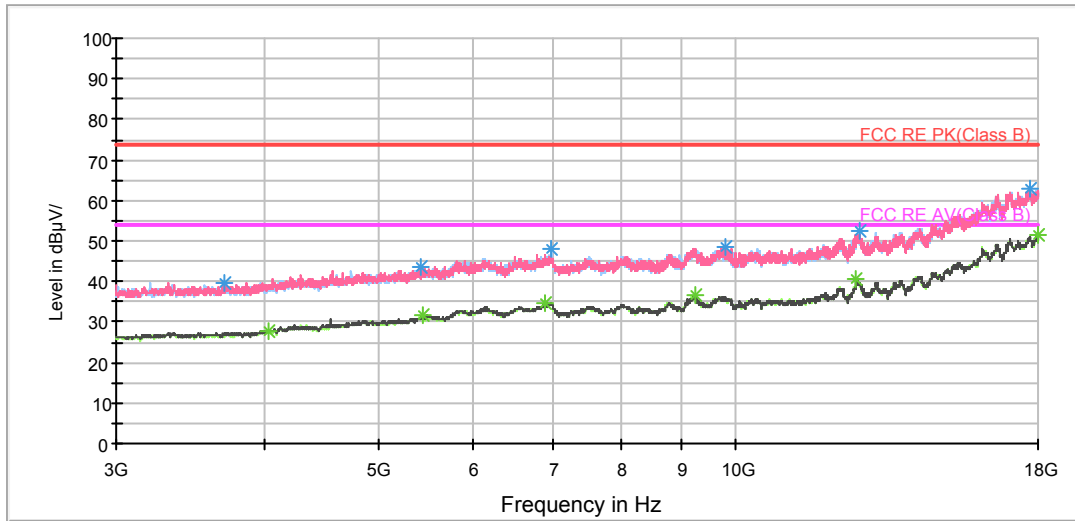
Frequency (MHz)	Peak (dBuV/m)	Height (cm)	Polarization	Azimuth (deg)	Reading value (dBuV/m)	Correct Factor (dB)	Margin (dB)	Limit (dBuV/m)
1095.750000	44.4	100.0	V	245.0	53.3	-8.9	29.6	74
1298.000000	42.0	100.0	V	263.0	49.8	-7.8	32.0	74
1672.500000	43.7	100.0	V	351.0	48.8	-5.1	30.3	74
2036.750000	46.8	300.0	V	193.0	50.1	-3.3	27.2	74
2369.000000	57.9	200.0	H	126.0	59.4	-1.5	16.1	74
2994.500000	51.0	300.0	V	356.0	48.7	2.3	23.0	74

Remark: 1. Correction Factor = Antenna factor+ Insertion loss (cable loss + amplifier gain)

Frequency (MHz)	Average (dBuV/m)	Height (cm)	Polarization	Azimuth (deg)	Reading value (dBuV/m)	Correct Factor (dB)	Margin (dB)	Limit (dBuV/m)
1095.000000	29.9	100.0	V	281.0	38.8	-8.9	24.1	54
1371.500000	30.6	100.0	V	316.0	37.8	-7.2	23.4	54
1638.750000	31.8	100.0	V	0.0	36.5	-4.7	22.2	54
2031.000000	34.0	100.0	V	342.0	37.4	-3.4	20.0	54
2369.000000	46.5	200.0	H	126.0	48.0	-1.5	7.5	54
2997.750000	40.4	200.0	V	12.0	38.1	2.3	13.6	54

Remark: 1. Correction Factor = Antenna factor+ Insertion loss (cable loss + amplifier gain)

RE 3-18GHz PK+AV



Radiates Emission from 3GHz to 18GHz

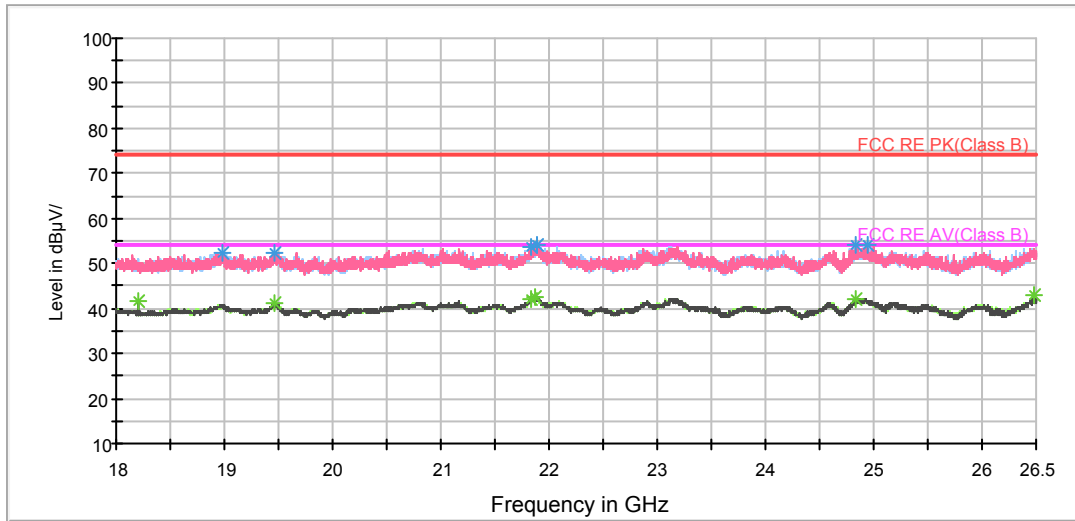
Frequency (MHz)	Peak (dBuV/m)	Height (cm)	Polarization	Azimuth (deg)	Reading value (dBuV/m)	Correct Factor (dB)	Margin (dB)	Limit (dBuV/m)
3697.500000	39.6	101.0	V	324.0	41.2	-1.6	34.4	74
5416.875000	43.7	101.0	V	6.0	41.0	2.7	30.3	74
6997.500000	47.8	101.0	H	0.0	41.3	6.5	26.2	74
9810.000000	48.4	101.0	V	173.0	38.5	9.9	25.6	74
12729.375000	52.7	101.0	H	314.0	38.7	14.0	21.3	74
17737.500000	63.0	101.0	H	0.0	38.9	24.1	11.0	74

Remark: 1. Correction Factor = Antenna factor+ Insertion loss (cable loss + amplifier gain)

Frequency (MHz)	Average (dBuV/m)	Height (cm)	Polarization	Azimuth (deg)	Reading value (dBuV/m)	Correct Factor (dB)	Margin (dB)	Limit (dBuV/m)
4035.000000	27.8	101.0	V	81.0	28.8	-1.0	26.2	54
5445.000000	31.4	101.0	V	0.0	28.5	2.9	22.6	54
6903.750000	34.7	101.0	H	113.0	28.4	6.3	19.3	54
9234.375000	36.5	101.0	H	0.0	26.6	9.9	17.5	54
12639.375000	40.5	101.0	H	260.0	26.0	14.5	13.5	54
17996.250000	51.3	101.0	H	36.0	25.9	25.4	2.7	54

Remark: 1. Correction Factor = Antenna factor+ Insertion loss (cable loss + amplifier gain)

RE 18-26.5GHz PK+AV



Radiates Emission from 18GHz to 26.5GHz

Frequency (MHz)	Peak (dBuV/m)	Polarization	Azimuth (deg)	Reading value (dBuV/m)	Correct Factor (dB)	Margin (dB)	Limit (dBuV/m)
18989.187500	52.5	V	166.0	52.6	-0.1	21.5	74
19460.937500	52.4	H	163.0	52.5	0.1	21.6	74
21833.500000	53.6	V	203.0	55.5	-1.9	20.4	74
21897.250000	54.2	V	147.0	55.8	-1.6	19.8	74
24839.312500	54.3	V	166.0	54.6	0.3	19.7	74
24947.687500	53.9	H	270.0	54.7	0.8	20.1	74

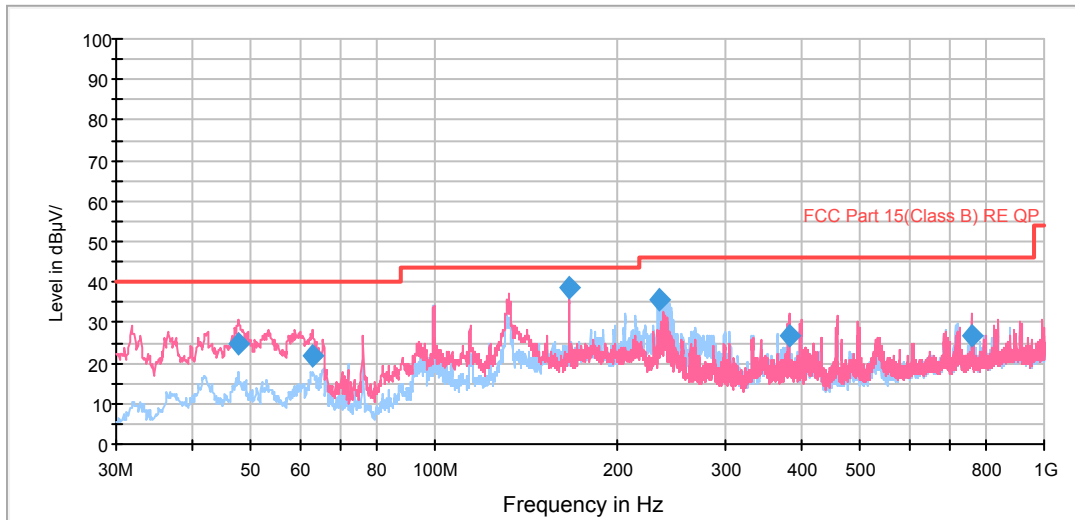
Remark: 1. Correction Factor = Antenna factor+ Insertion loss (cable loss + amplifier gain)

Frequency (MHz)	Average (dBuV/m)	Polarization	Azimuth (deg)	Reading value (dBuV/m)	Correct Factor (dB)	Margin (dB)	Limit (dBuV/m)
18199.750000	41.5	V	194.0	42.7	1.2	12.5	54
19464.125000	41.0	V	147.0	41.1	0.1	13.0	54
21839.875000	42.2	H	270.0	44.1	-1.9	11.8	54
21876.000000	42.7	H	201.0	44.4	-1.7	11.3	54
24825.500000	42.0	V	174.0	42.2	0.2	12.0	54
26477.687500	42.9	H	191.0	44.0	1.1	11.1	54

Remark: 1. Correction Factor = Antenna factor+ Insertion loss (cable loss + amplifier gain)

802.11n (HT20) CH6

RE 30M-1GHz QP

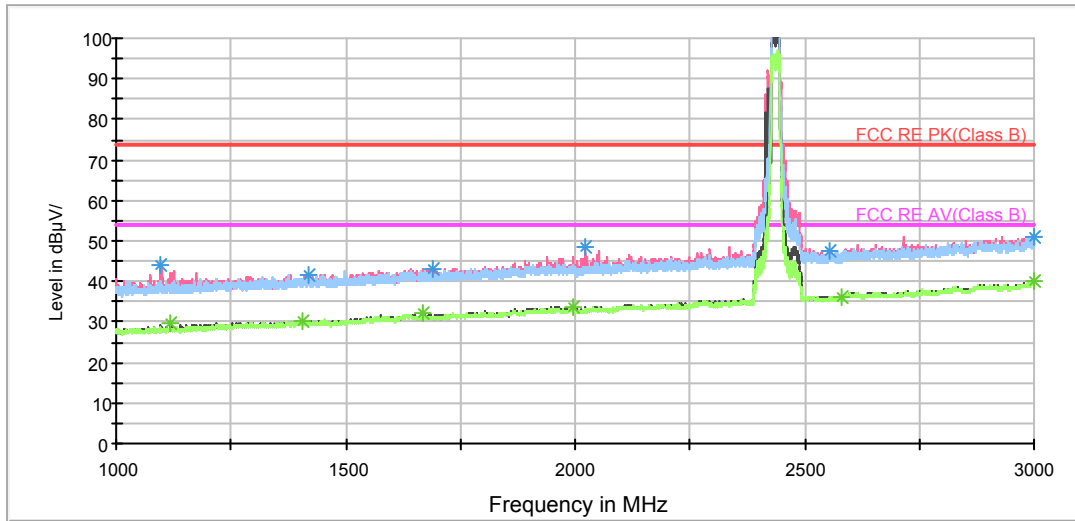


Radiates Emission from 30MHz to 1GHz

Frequency (MHz)	Quasi-Peak (dBuV/m)	Height (cm)	Polarization	Azimuth (deg)	Reading value (dBuV/m)	Correct Factor (dB)	Margin (dB)	Limit (dBuV/m)
47.502297	24.7	101.0	V	237.0	45.0	-20.3	15.3	40.0
63.022550	22.0	102.0	V	273.0	45.5	-23.5	18.0	40.0
165.989288	38.6	126.0	H	0.0	66.9	-28.3	4.9	43.5
232.789250	35.5	121.0	H	82.0	61.0	-25.5	10.5	46.0
381.954500	26.6	121.0	V	36.0	48.0	-21.4	19.4	46.0
764.017500	26.8	102.0	V	43.0	41.7	-14.9	19.2	46.0

- Remark: 1. Quasi-Peak = Reading value + Correction factor
 2. Correction Factor = Antenna factor+ Insertion loss(cable loss+amplifier gain)
 3. Margin = Limit – Quasi-Peak

RE 1G-3GHz PK+AV



Note: The signal beyond the limit is carrier.

Radiates Emission from 1GHz to 3GHz

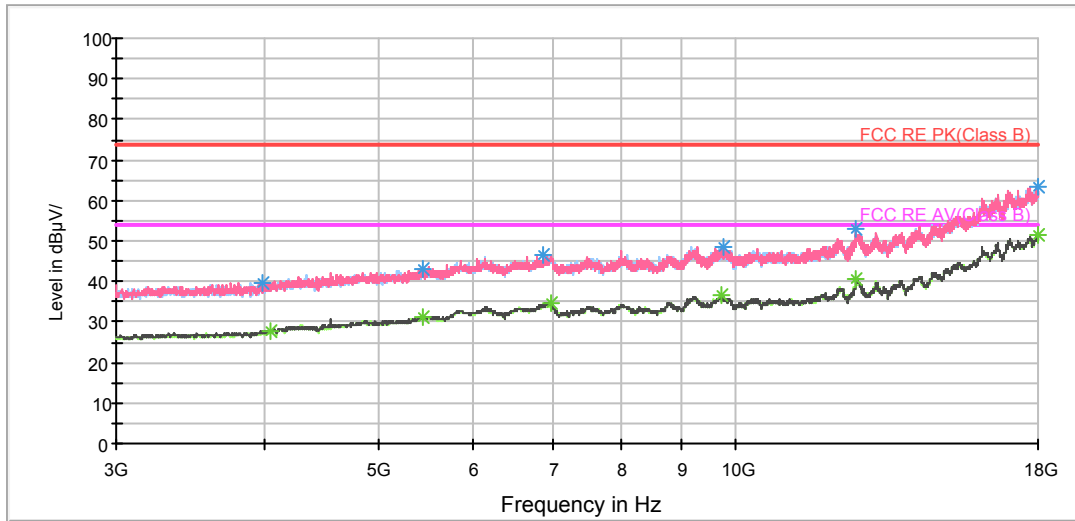
Frequency (MHz)	Peak (dBuV/m)	Height (cm)	Polarization	Azimuth (deg)	Reading value (dBuV/m)	Correct Factor (dB)	Margin (dB)	Limit (dBuV/m)
1096.000000	43.9	100.0	V	274.0	52.8	-8.9	30.1	74
1417.500000	41.5	300.0	V	215.0	48.4	-6.9	32.5	74
1691.500000	43.2	200.0	V	0.0	48.2	-5.0	30.8	74
2023.750000	48.3	100.0	V	248.0	51.8	-3.5	25.7	74
2556.750000	47.6	300.0	V	91.0	48.1	-0.5	26.4	74
2998.500000	51.2	100.0	V	292.0	48.9	2.3	22.8	74

Remark: 1. Correction Factor = Antenna factor+ Insertion loss (cable loss + amplifier gain)

Frequency (MHz)	Average (dBuV/m)	Height (cm)	Polarization	Azimuth (deg)	Reading value (dBuV/m)	Correct Factor (dB)	Margin (dB)	Limit (dBuV/m)
1117.250000	29.5	100.0	V	274.0	38.1	-8.6	24.5	54
1407.750000	30.4	100.0	V	194.0	37.5	-7.1	23.6	54
1666.500000	32.0	100.0	V	221.0	37.1	-5.1	22.0	54
1994.250000	33.9	100.0	V	0.0	37.1	-3.2	20.1	54
2581.250000	36.3	200.0	H	302.0	36.7	-0.4	17.7	54
2998.250000	40.3	100.0	V	0.0	38.1	2.3	13.7	54

Remark: 1. Correction Factor = Antenna factor+ Insertion loss (cable loss + amplifier gain)

RE 3-18GHz PK+AV



Radiates Emission from 3GHz to 18GHz

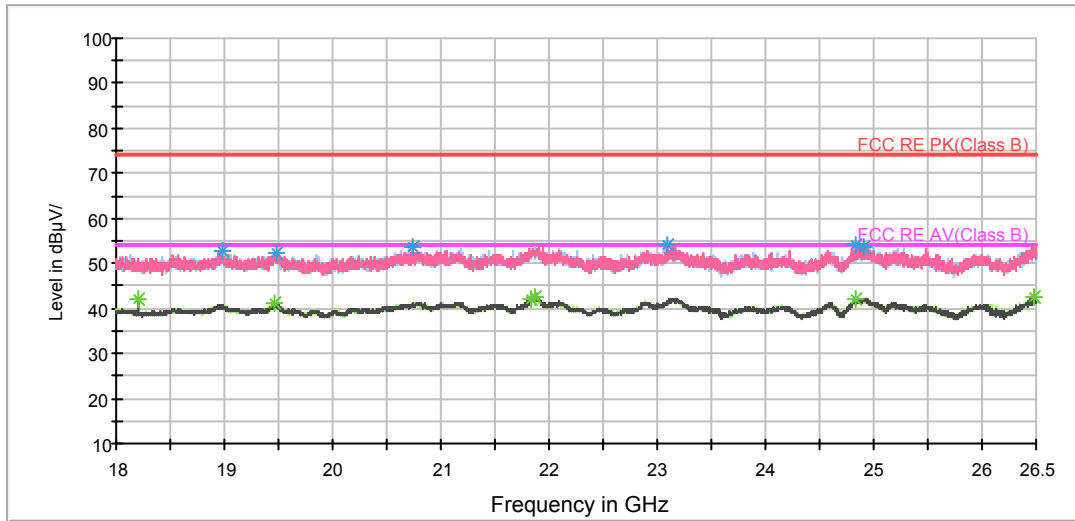
Frequency (MHz)	Peak (dBuV/m)	Height (cm)	Polarization	Azimuth (deg)	Reading value (dBuV/m)	Correct Factor (dB)	Margin (dB)	Limit (dBuV/m)
3990.000000	39.8	101.0	H	225.0	40.8	-1.0	34.2	74
5446.875000	43.3	101.0	V	0.0	40.5	2.8	30.7	74
6870.000000	46.6	101.0	H	0.0	40.7	5.9	27.4	74
9748.125000	48.8	101.0	V	81.0	39.0	9.8	25.2	74
12639.375000	52.9	101.0	V	26.0	38.4	14.5	21.1	74
18000.000000	63.6	101.0	H	335.0	38.1	25.5	10.4	74

Remark: 1. Correction Factor = Antenna factor+ Insertion loss (cable loss + amplifier gain)

Frequency (MHz)	Average (dBuV/m)	Height (cm)	Polarization	Azimuth (deg)	Reading value (dBuV/m)	Correct Factor (dB)	Margin (dB)	Limit (dBuV/m)
4042.500000	27.8	101.0	V	63.0	28.8	-1.0	26.2	54
5445.000000	31.2	101.0	V	26.0	28.3	2.9	22.8	54
6995.625000	34.7	101.0	V	100.0	28.2	6.5	19.3	54
9736.875000	36.4	101.0	V	0.0	26.5	9.9	17.6	54
12641.250000	40.6	101.0	H	298.0	26.1	14.5	13.4	54
18000.000000	51.3	101.0	V	63.0	25.8	25.5	2.7	54

Remark: 1. Correction Factor = Antenna factor+ Insertion loss (cable loss + amplifier gain)

RE 18-26.5GHz PK+AV



Radiates Emission from 18GHz to 26.5GHz

Frequency (MHz)	Peak (dBuV/m)	Polarization	Azimuth (deg)	Reading value (dBuV/m)	Correct Factor (dB)	Margin (dB)	Limit (dBuV/m)
18978.562500	52.6	H	270.0	52.7	-0.1	21.4	74
19488.562500	52.3	H	256.0	52.4	0.1	21.7	74
20746.562500	53.6	V	148.0	55.3	-1.7	20.4	74
23100.000000	54.0	H	270.0	54.1	-0.1	20.0	74
24839.312500	54.2	V	135.0	54.5	0.3	19.8	74
24913.687500	53.8	H	192.0	54.5	0.7	20.2	74

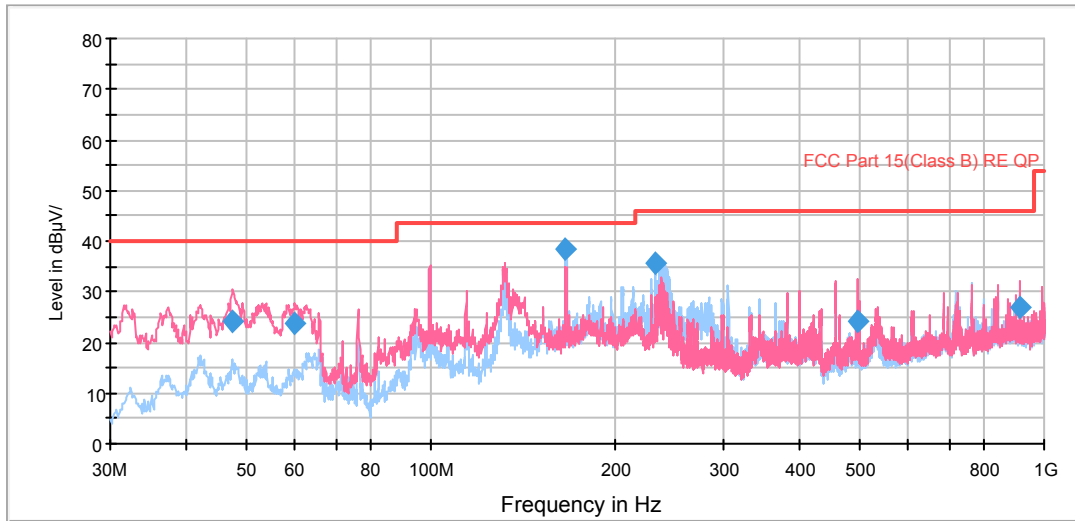
Remark: 1. Correction Factor = Antenna factor+ Insertion loss (cable loss + amplifier gain)

Frequency (MHz)	Average (dBuV/m)	Polarization	Azimuth (deg)	Reading value (dBuV/m)	Correct Factor (dB)	Margin (dB)	Limit (dBuV/m)
18199.750000	42.2	V	213.0	43.4	1.2	11.8	54
19457.750000	41.1	H	270.0	41.1	0.0	12.9	54
21830.312500	42.2	H	210.0	44.1	-1.9	11.8	54
21870.687500	42.7	H	238.0	44.4	-1.7	11.3	54
24837.187500	42.0	V	135.0	42.3	0.3	12.0	54
26479.812500	42.5	H	248.0	43.6	1.1	11.5	54

Remark: 1. Correction Factor = Antenna factor+ Insertion loss (cable loss + amplifier gain)

802.11n (HT20) CH11

RE 30M-1GHz QP

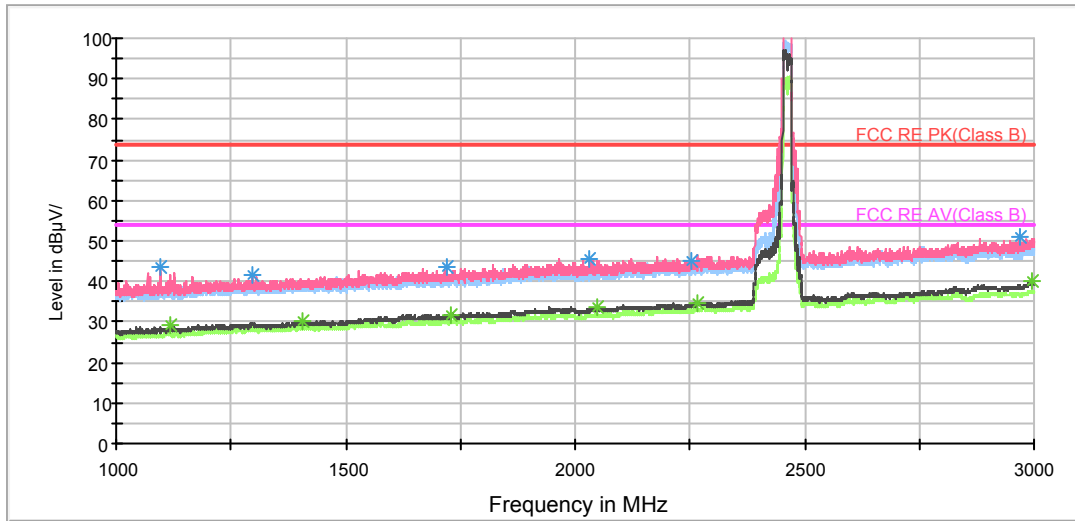


Radiates Emission from 30MHz to 1GHz

Frequency (MHz)	Quasi-Peak (dBuV/m)	Height (cm)	Polarization	Azimuth (deg)	Reading value (dBuV/m)	Correct Factor (dB)	Margin (dB)	Limit (dBuV/m)
47.622297	24.0	102.0	V	147.0	44.3	-20.3	16.0	40.0
59.998878	23.7	101.0	V	196.0	46.9	-23.2	16.3	40.0
165.986447	38.5	125.0	H	0.0	66.8	-28.3	5.0	43.5
232.787250	35.6	120.0	H	81.0	61.1	-25.5	10.4	46.0
496.608500	24.3	101.0	V	24.0	43.5	-19.2	21.7	46.0
916.851250	26.8	101.0	V	42.0	39.8	-13.0	19.2	46.0

- Remark: 1. Quasi-Peak = Reading value + Correction factor
 2. Correction Factor = Antenna factor+ Insertion loss(cable loss+amplifier gain)
 3. Margin = Limit – Quasi-Peak

RE 1G-3GHz PK+AV



Note: The signal beyond the limit is carrier.

Radiates Emission from 1GHz to 3GHz

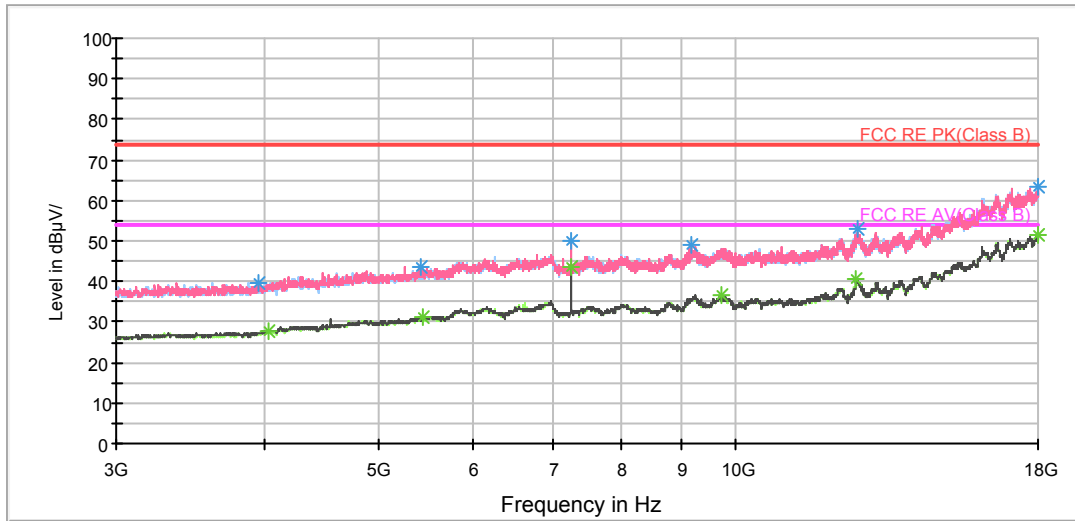
Frequency (MHz)	Peak (dBuV/m)	Height (cm)	Polarization	Azimuth (deg)	Reading value (dBuV/m)	Correct Factor (dB)	Margin (dB)	Limit (dBuV/m)
1095.750000	43.5	100.0	V	131.0	52.4	-8.9	30.5	74
1297.000000	41.8	100.0	V	49.0	49.6	-7.8	32.2	74
1722.000000	43.4	100.0	V	67.0	48.3	-4.9	30.6	74
2029.750000	45.6	100.0	V	0.0	49.0	-3.4	28.4	74
2252.250000	45.3	100.0	V	95.0	47.6	-2.3	28.7	74
2967.250000	50.8	100.0	V	2.0	48.6	2.2	23.2	74

Remark: 1. Correction Factor = Antenna factor+ Insertion loss (cable loss + amplifier gain)

Frequency (MHz)	Average (dBuV/m)	Height (cm)	Polarization	Azimuth (deg)	Reading value (dBuV/m)	Correct Factor (dB)	Margin (dB)	Limit (dBuV/m)
1118.500000	29.4	100.0	V	27.0	38.0	-8.6	24.6	54
1407.000000	30.1	100.0	V	77.0	37.2	-7.1	23.9	54
1731.000000	31.9	100.0	V	104.0	36.8	-4.9	22.1	54
2047.750000	33.8	100.0	V	0.0	37.0	-3.2	20.2	54
2266.000000	34.7	100.0	V	150.0	36.5	-1.8	19.3	54
2997.250000	40.0	100.0	V	2.0	37.7	2.3	14.0	54

Remark: 1. Correction Factor = Antenna factor+ Insertion loss (cable loss + amplifier gain)

RE 3-18GHz PK+AV



Radiates Emission from 3GHz to 18GHz

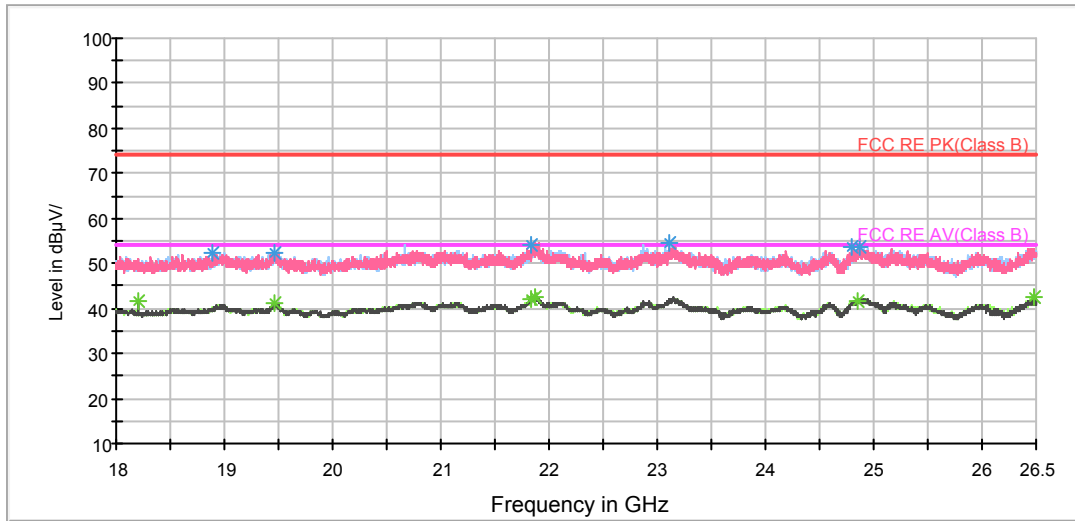
Frequency (MHz)	Peak (dBuV/m)	Height (cm)	Polarization	Azimuth (deg)	Reading value (dBuV/m)	Correct Factor (dB)	Margin (dB)	Limit (dBuV/m)
3961.875000	39.7	101.0	H	0.0	40.7	-1.0	34.3	74
5422.500000	43.5	101.0	V	0.0	40.8	2.7	30.5	74
7261.875000	49.9	101.0	V	173.0	42.8	7.1	24.1	74
9187.500000	49.1	101.0	V	248.0	39.1	10.0	24.9	74
12684.375000	53.0	101.0	H	0.0	38.8	14.2	21.0	74
17977.500000	63.2	101.0	V	0.0	38.3	24.9	10.8	74

Remark: 1. Correction Factor = Antenna factor+ Insertion loss (cable loss + amplifier gain)

Frequency (MHz)	Average (dBuV/m)	Height (cm)	Polarization	Azimuth (deg)	Reading value (dBuV/m)	Correct Factor (dB)	Margin (dB)	Limit (dBuV/m)
4036.875000	27.8	101.0	V	248.0	28.8	-1.0	26.2	54
5450.625000	31.3	101.0	V	63.0	28.5	2.8	22.7	54
7261.875000	43.6	101.0	V	173.0	36.5	7.1	10.4	54
9740.625000	36.4	101.0	H	259.0	26.4	10.0	17.6	54
12637.500000	40.6	101.0	H	0.0	26.3	14.3	13.4	54
18000.000000	51.3	101.0	V	248.0	25.8	25.5	2.7	54

Remark: 1. Correction Factor = Antenna factor+ Insertion loss (cable loss + amplifier gain)

RE 18-26.5GHz PK+AV



Radiates Emission from 18GHz to 26.5GHz

Frequency (MHz)	Peak (dBuV/m)	Polarization	Azimuth (deg)	Reading value (dBuV/m)	Correct Factor (dB)	Margin (dB)	Limit (dBuV/m)
18892.500000	52.2	H	201.0	52.3	0.1	21.8	74
19464.125000	52.4	V	155.0	52.5	0.1	21.6	74
21839.875000	54.2	H	228.0	56.1	-1.9	19.8	74
23104.250000	54.5	H	247.0	54.6	-0.1	19.5	74
24797.875000	53.7	H	162.0	53.8	0.1	20.3	74
24877.562500	53.4	V	135.0	53.9	0.5	20.6	74

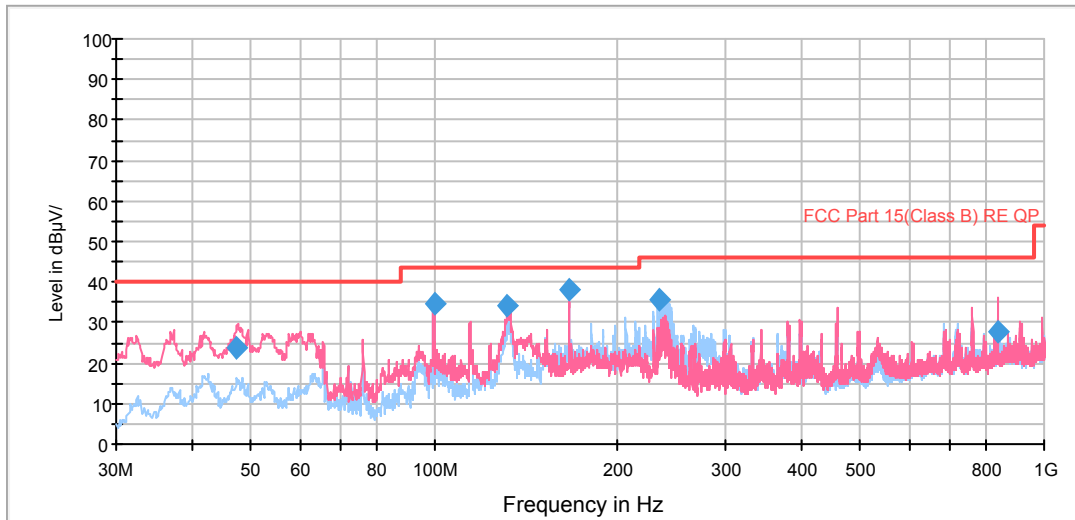
Remark: 1. Correction Factor = Antenna factor+ Insertion loss (cable loss + amplifier gain)

Frequency (MHz)	Average (dBuV/m)	Polarization	Azimuth (deg)	Reading value (dBuV/m)	Correct Factor (dB)	Margin (dB)	Limit (dBuV/m)
18199.750000	41.6	H	237.0	42.8	1.2	12.4	54
19458.812500	41.0	V	164.0	41.0	0.0	13.0	54
21838.812500	42.0	H	270.0	43.9	-1.9	12.0	54
21870.687500	42.7	V	242.0	44.4	-1.7	11.3	54
24843.562500	41.7	V	242.0	42.0	0.3	12.3	54
26472.375000	42.5	H	219.0	43.6	1.1	11.5	54

Remark: 1. Correction Factor = Antenna factor+ Insertion loss (cable loss + amplifier gain)

802.11n (HT40) CH3

RE 30M-1GHz QP

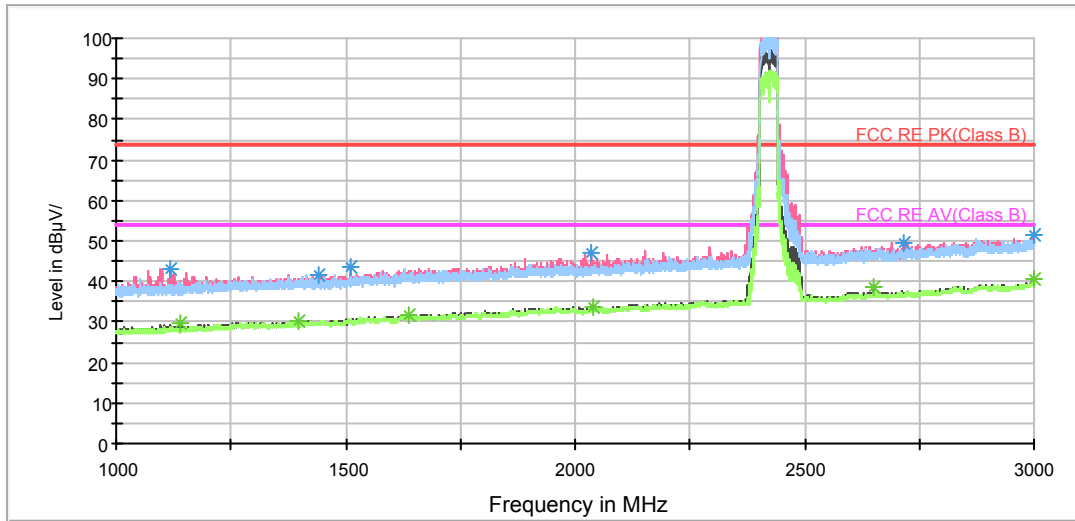


Radiates Emission from 30MHz to 1GHz

Frequency (MHz)	Quasi-Peak (dBuV/m)	Height (cm)	Polarization	Azimuth (deg)	Reading value (dBuV/m)	Correct Factor (dB)	Margin (dB)	Limit (dBuV/m)
47.341350	23.8	102.0	V	302.0	44.1	-20.3	16.2	40.0
99.749453	34.8	126.0	H	80.0	60.1	-25.3	8.7	43.5
131.679428	34.1	121.0	V	22.0	63.0	-28.9	9.4	43.5
165.986447	38.4	126.0	H	0.0	66.7	-28.3	5.1	43.5
232.787250	35.6	121.0	H	80.0	61.1	-25.5	10.4	46.0
837.108250	27.5	122.0	V	15.0	41.1	-13.6	18.5	46.0

- Remark: 1. Quasi-Peak = Reading value + Correction factor
 2. Correction Factor = Antenna factor+ Insertion loss(cable loss+amplifier gain)
 3. Margin = Limit – Quasi-Peak

RE 1G-3GHz PK+AV



Note: The signal beyond the limit is carrier.

Radiates Emission from 1GHz to 3GHz

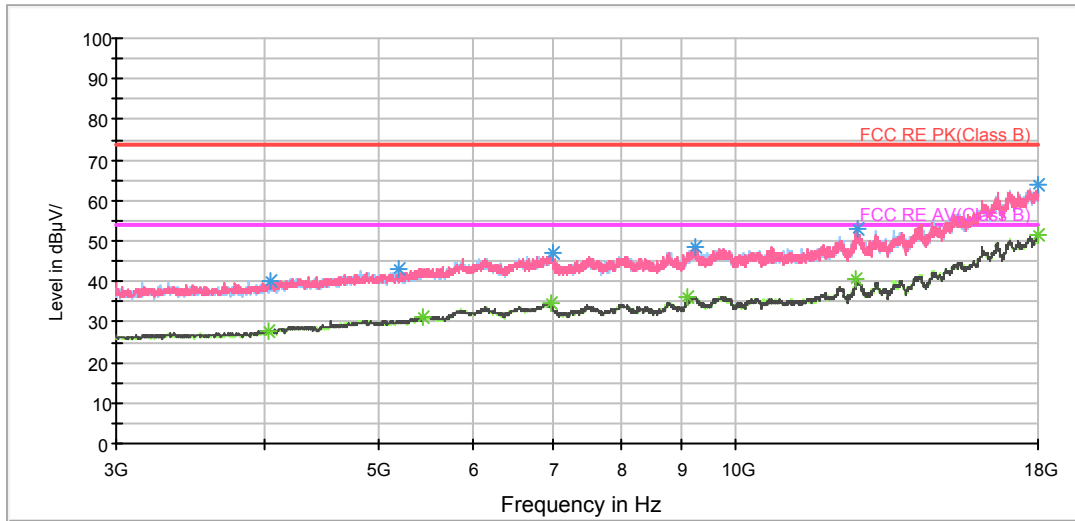
Frequency (MHz)	Peak (dBuV/m)	Height (cm)	Polarization	Azimuth (deg)	Reading value (dBuV/m)	Correct Factor (dB)	Margin (dB)	Limit (dBuV/m)
1116.750000	43.0	100.0	V	276.0	51.6	-8.6	31.0	74
1441.250000	41.7	200.0	H	0.0	48.6	-6.9	32.3	74
1509.750000	43.5	300.0	V	183.0	50.0	-6.5	30.5	74
2036.250000	47.1	100.0	V	303.0	50.4	-3.3	26.9	74
2715.500000	49.7	200.0	V	0.0	49.5	0.2	24.3	74
2998.000000	51.7	100.0	V	0.0	49.4	2.3	22.3	74

Remark: 1. Correction Factor = Antenna factor+ Insertion loss (cable loss + amplifier gain)

Frequency (MHz)	Average (dBuV/m)	Height (cm)	Polarization	Azimuth (deg)	Reading value (dBuV/m)	Correct Factor (dB)	Margin (dB)	Limit (dBuV/m)
1139.250000	29.6	100.0	V	276.0	38.1	-8.5	24.4	54
1395.500000	30.2	100.0	V	154.0	37.3	-7.1	23.8	54
1638.500000	31.8	100.0	V	203.0	36.5	-4.7	22.2	54
2039.000000	33.7	300.0	V	164.0	36.9	-3.2	20.3	54
2652.000000	38.4	200.0	V	104.0	38.0	0.4	15.6	54
2999.250000	40.4	200.0	V	12.0	38.1	2.3	13.6	54

Remark: 1. Correction Factor = Antenna factor+ Insertion loss (cable loss + amplifier gain)

RE 3-18GHz PK+AV



Radiates Emission from 3GHz to 18GHz

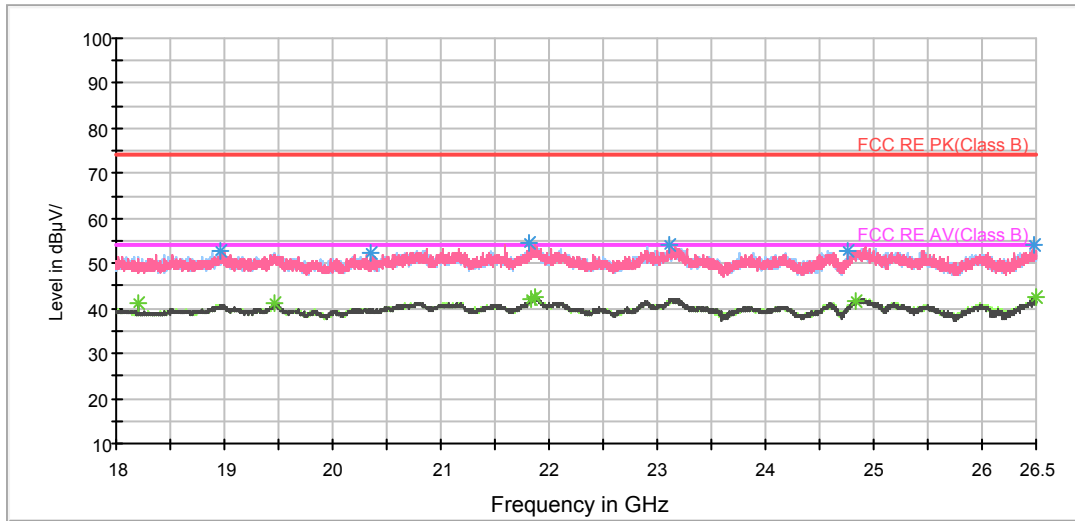
Frequency (MHz)	Peak (dBuV/m)	Height (cm)	Polarization	Azimuth (deg)	Reading value (dBuV/m)	Correct Factor (dB)	Margin (dB)	Limit (dBuV/m)
4042.500000	40.3	101.0	V	0.0	41.3	-1.0	33.7	74
5188.125000	43.2	101.0	H	226.0	41.1	2.1	30.8	74
6999.375000	46.9	101.0	V	153.0	40.4	6.5	27.1	74
9236.250000	48.4	101.0	V	0.0	38.5	9.9	25.6	74
12661.875000	52.9	101.0	H	226.0	39.1	13.8	21.1	74
18000.000000	63.8	101.0	V	80.0	38.3	25.5	10.2	74

Remark: 1. Correction Factor = Antenna factor+ Insertion loss (cable loss + amplifier gain)

Frequency (MHz)	Average (dBuV/m)	Height (cm)	Polarization	Azimuth (deg)	Reading value (dBuV/m)	Correct Factor (dB)	Margin (dB)	Limit (dBuV/m)
4036.875000	27.9	101.0	V	285.0	28.9	-1.0	26.1	54
5439.375000	31.2	101.0	V	26.0	28.3	2.9	22.8	54
6997.500000	34.7	101.0	V	26.0	28.2	6.5	19.3	54
9099.375000	36.4	101.0	V	116.0	26.9	9.5	17.6	54
12646.875000	40.5	101.0	H	0.0	26.2	14.3	13.5	54
17998.125000	51.3	101.0	H	355.0	52.3	-1.0	2.7	54

Remark: 1. Correction Factor = Antenna factor+ Insertion loss (cable loss + amplifier gain)

RE 18-26.5GHz PK+AV



Radiates Emission from 18GHz to 26.5GHz

Frequency (MHz)	Peak (dBuV/m)	Polarization	Azimuth (deg)	Reading value (dBuV/m)	Correct Factor (dB)	Margin (dB)	Limit (dBuV/m)
18971.125000	52.6	V	203.0	52.7	-0.1	21.4	74
20352.375000	52.5	H	174.0	53.5	-1.0	21.5	74
21821.812500	54.8	V	193.0	56.8	-2.0	19.2	74
23115.937500	54.0	H	266.0	54.1	-0.1	20.0	74
24766.000000	52.7	V	175.0	52.8	-0.1	21.3	74
26479.812500	54.2	H	270.0	55.3	1.1	19.8	74

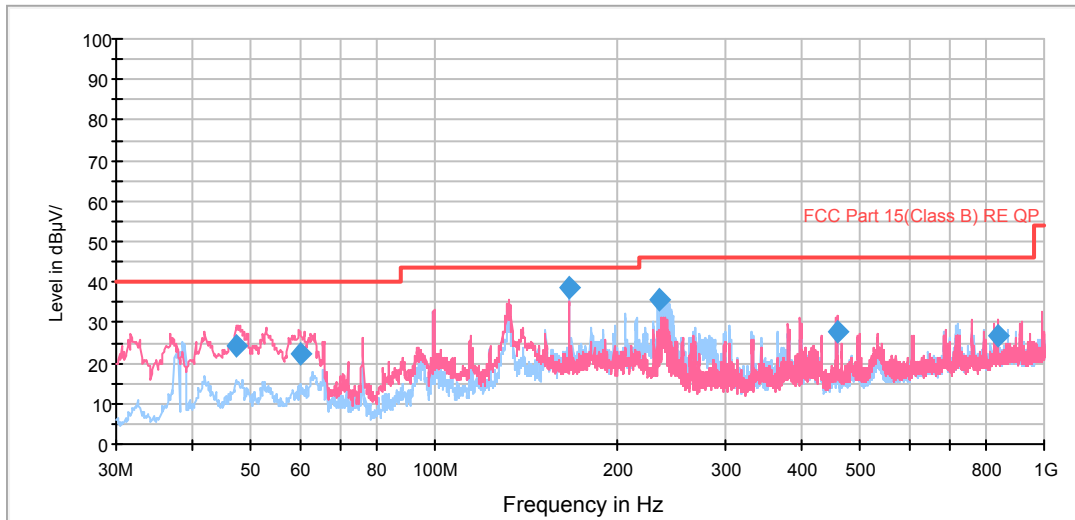
Remark: 1. Correction Factor = Antenna factor+ Insertion loss (cable loss + amplifier gain)

Frequency (MHz)	Average (dBuV/m)	Polarization	Azimuth (deg)	Reading value (dBuV/m)	Correct Factor (dB)	Margin (dB)	Limit (dBuV/m)
18199.750000	41.4	V	213.0	42.6	1.2	12.6	54
19467.312500	41.1	H	258.0	41.2	0.1	12.9	54
21839.875000	42.0	H	270.0	43.9	-1.9	12.0	54
21877.062500	42.5	H	270.0	44.2	-1.7	11.5	54
24840.375000	41.8	V	135.0	42.1	0.3	12.2	54
26494.687500	42.5	H	248.0	43.6	1.1	11.5	54

Remark: 1. Correction Factor = Antenna factor+ Insertion loss (cable loss + amplifier gain)

802.11n (HT40) CH6

RE 30M-1GHz QP

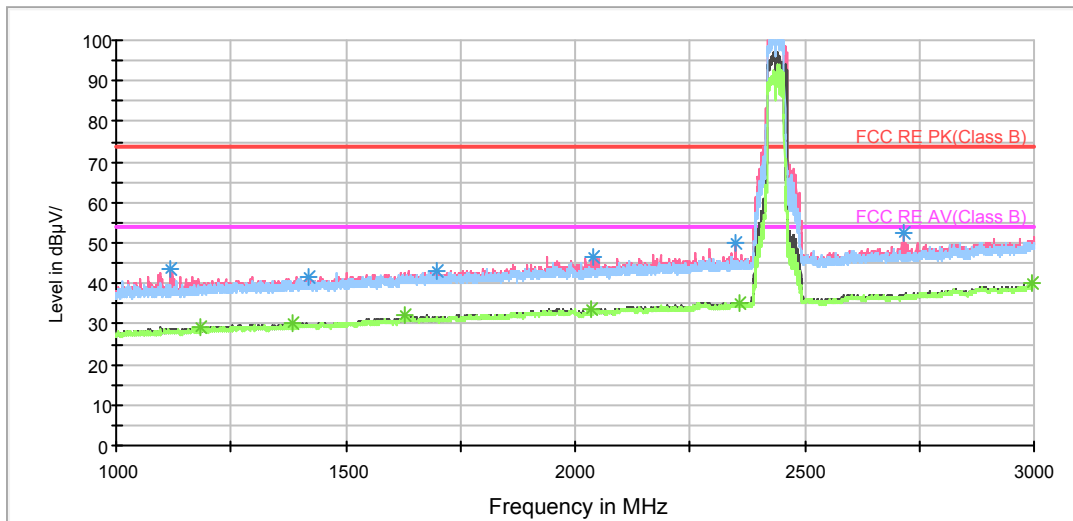


Radiates Emission from 30MHz to 1GHz

Frequency (MHz)	Quasi-Peak (dBuV/m)	Height (cm)	Polarization	Azimuth (deg)	Reading value (dBuV/m)	Correct Factor (dB)	Margin (dB)	Limit (dBuV/m)
47.380403	24.1	100.0	V	236.0	44.4	-20.3	15.9	40.0
59.998878	22.5	100.0	V	178.0	45.7	-23.2	17.5	40.0
165.986447	38.4	125.0	H	0.0	66.7	-28.3	5.1	43.5
232.787250	35.5	125.0	H	87.0	61.0	-25.5	10.5	46.0
458.391500	28.0	122.0	V	165.0	48.4	-20.4	18.0	46.0
837.124500	26.8	122.0	V	16.0	40.4	-13.6	19.2	46.0

- Remark: 1. Quasi-Peak = Reading value + Correction factor
 2. Correction Factor = Antenna factor+ Insertion loss(cable loss+amplifier gain)
 3. Margin = Limit – Quasi-Peak

RE 1G-3GHz PK+AV



Note: The signal beyond the limit is carrier.

Radiates Emission from 1GHz to 3GHz

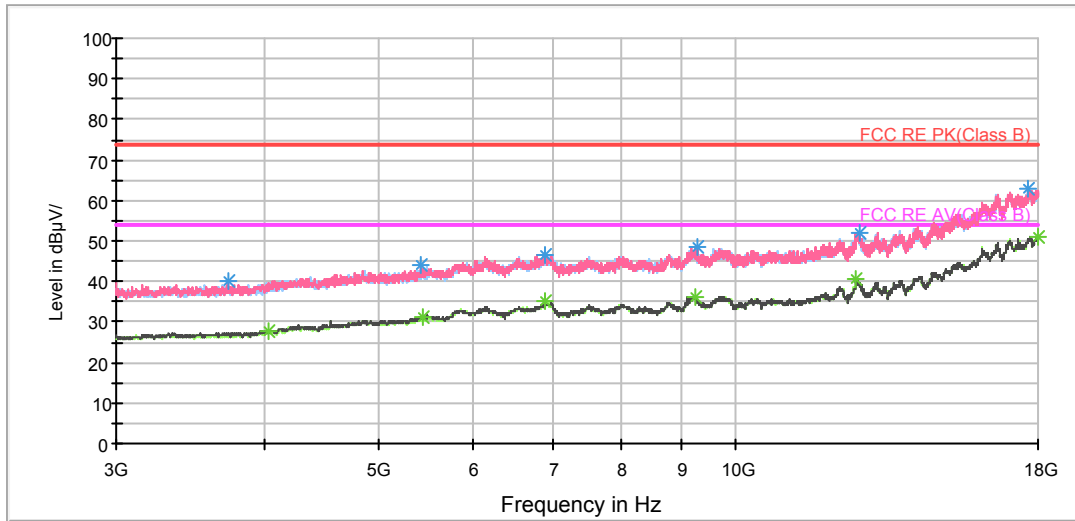
Frequency (MHz)	Peak (dBuV/m)	Height (cm)	Polarization	Azimuth (deg)	Reading value (dBuV/m)	Correct Factor (dB)	Margin (dB)	Limit (dBuV/m)
1116.500000	43.8	100.0	V	281.0	52.4	-8.6	30.2	74
1417.750000	41.8	300.0	V	312.0	48.7	-6.9	32.2	74
1700.250000	43.2	100.0	V	134.0	48.1	-4.9	30.8	74
2039.750000	46.6	100.0	V	259.0	49.8	-3.2	27.4	74
2351.000000	50.1	100.0	V	242.0	51.4	-1.3	23.9	74
2716.000000	52.3	200.0	V	0.0	52.1	0.2	21.7	74

Remark: 1. Correction Factor = Antenna factor+ Insertion loss (cable loss + amplifier gain)

Frequency (MHz)	Average (dBuV/m)	Height (cm)	Polarization	Azimuth (deg)	Reading value (dBuV/m)	Correct Factor (dB)	Margin (dB)	Limit (dBuV/m)
1183.750000	29.4	100.0	V	271.0	37.5	-8.1	24.6	54
1383.250000	30.4	200.0	V	67.0	37.4	-7.0	23.6	54
1628.000000	32.1	200.0	H	292.0	36.9	-4.8	21.9	54
2035.750000	33.7	200.0	V	0.0	37.0	-3.3	20.3	54
2359.250000	35.3	300.0	V	195.0	36.7	-1.4	18.7	54
2995.250000	40.1	200.0	V	13.0	37.8	2.3	13.9	54

Remark: 1. Correction Factor = Antenna factor+ Insertion loss (cable loss + amplifier gain)

RE 3-18GHz PK+AV



Radiates Emission from 3GHz to 18GHz

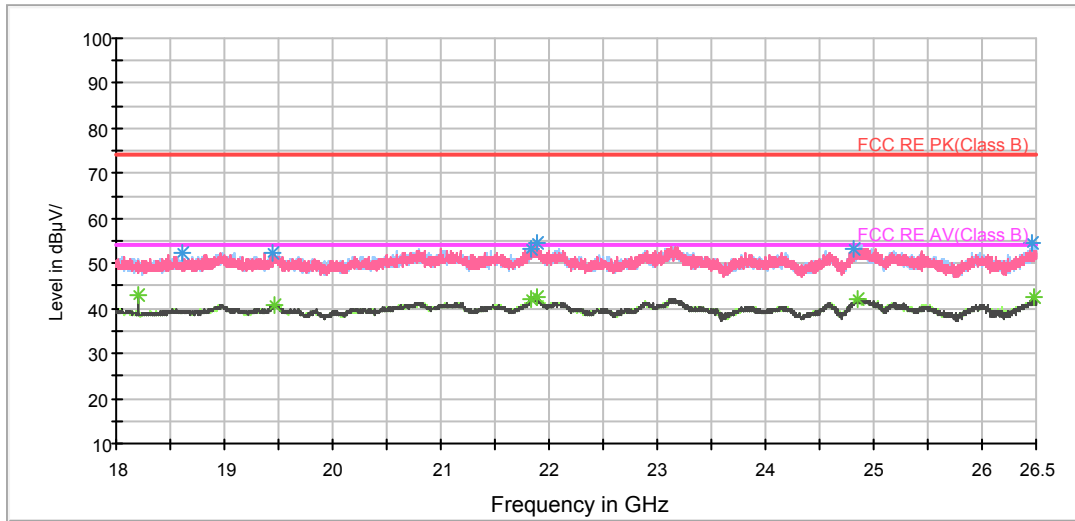
Frequency (MHz)	Peak (dBuV/m)	Height (cm)	Polarization	Azimuth (deg)	Reading value (dBuV/m)	Correct Factor (dB)	Margin (dB)	Limit (dBuV/m)
3725.625000	40.3	101.0	V	25.0	41.9	-1.6	33.7	74
5426.250000	44.0	101.0	V	192.0	41.2	2.8	30.0	74
6911.250000	46.7	101.0	H	278.0	40.5	6.2	27.3	74
9266.250000	48.7	101.0	V	174.0	39.3	9.4	25.3	74
12703.125000	52.0	101.0	V	0.0	37.9	14.1	22.0	74
17647.500000	62.7	101.0	H	168.0	38.3	24.4	11.3	74

Remark: 1. Correction Factor = Antenna factor+ Insertion loss (cable loss + amplifier gain)

Frequency (MHz)	Average (dBuV/m)	Height (cm)	Polarization	Azimuth (deg)	Reading value (dBuV/m)	Correct Factor (dB)	Margin (dB)	Limit (dBuV/m)
4036.875000	27.8	101.0	V	80.0	28.8	-1.0	26.2	54
5441.250000	31.2	101.0	V	0.0	28.3	2.9	22.8	54
6907.500000	35.1	101.0	H	0.0	28.9	6.2	18.9	54
9238.125000	36.3	101.0	V	174.0	26.4	9.9	17.7	54
12641.250000	40.5	101.0	H	168.0	26.0	14.5	13.5	54
17996.250000	51.2	101.0	V	192.0	25.8	25.4	2.8	54

Remark: 1. Correction Factor = Antenna factor+ Insertion loss (cable loss + amplifier gain)

RE 18-26.5GHz PK+AV



Radiates Emission from 18GHz to 26.5GHz

Frequency (MHz)	Peak (dBuV/m)	Polarization	Azimuth (deg)	Reading value (dBuV/m)	Correct Factor (dB)	Margin (dB)	Limit (dBuV/m)
18609.875000	52.4	H	162.0	52.5	0.1	21.6	74
19442.875000	52.4	V	183.0	52.4	0.0	21.6	74
21835.625000	53.2	V	137.0	55.1	-1.9	20.8	74
21881.312500	54.5	H	239.0	56.2	-1.7	19.5	74
24823.375000	53.0	V	135.0	53.2	0.2	21.0	74
26462.812500	54.4	H	202.0	55.5	1.1	19.6	74

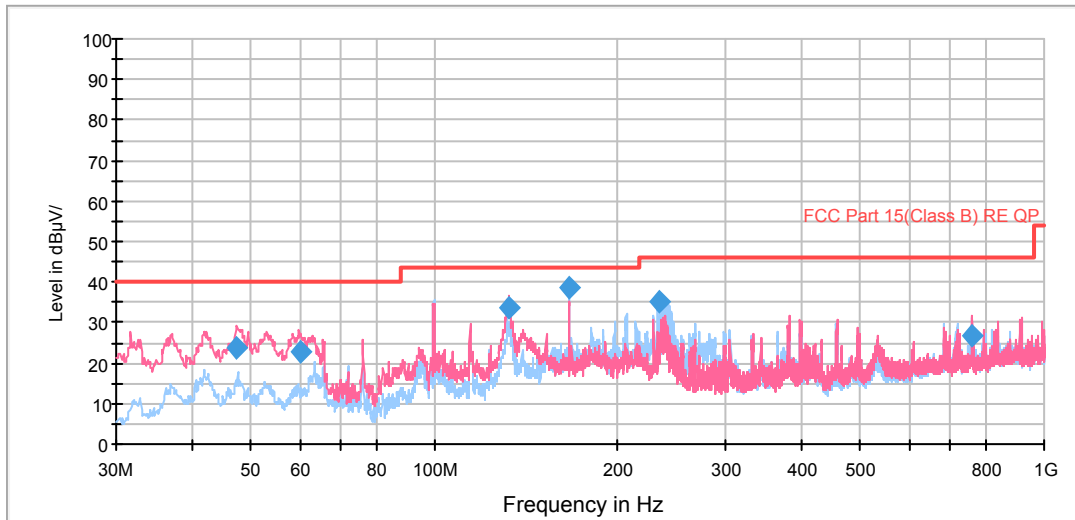
Remark: 1. Correction Factor = Antenna factor+ Insertion loss (cable loss + amplifier gain)

Frequency (MHz)	Average (dBuV/m)	Polarization	Azimuth (deg)	Reading value (dBuV/m)	Correct Factor (dB)	Margin (dB)	Limit (dBuV/m)
18199.750000	42.8	V	230.0	44.0	1.2	11.2	54
19471.562500	40.9	V	221.0	41.0	0.1	13.1	54
21838.812500	42.0	H	266.0	43.9	-1.9	12.0	54
21880.250000	42.6	H	270.0	44.3	-1.7	11.4	54
24843.562500	42.0	H	172.0	42.3	0.3	12.0	54
26479.812500	42.6	V	183.0	43.7	1.1	11.4	54

Remark: 1. Correction Factor = Antenna factor+ Insertion loss (cable loss + amplifier gain)

802.11n (HT40) CH9

RE 30M-1GHz QP

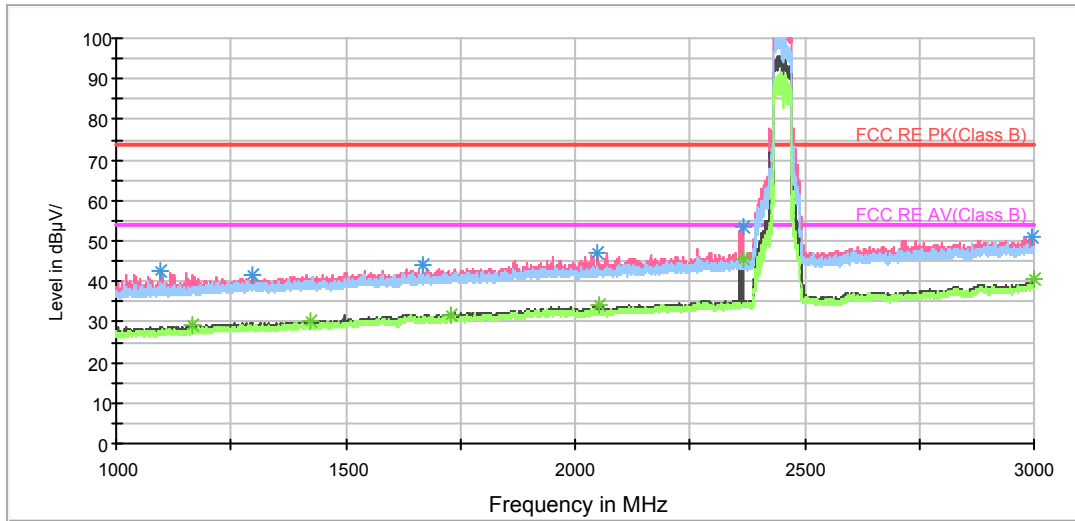


Radiates Emission from 30MHz to 1GHz

Frequency (MHz)	Quasi-Peak (dBuV/m)	Height (cm)	Polarization	Azimuth (deg)	Reading value (dBuV/m)	Correct Factor (dB)	Margin (dB)	Limit (dBuV/m)
47.380403	23.6	100.0	V	0.0	43.9	-20.3	16.4	40.0
59.998878	22.7	100.0	V	209.0	45.9	-23.2	17.3	40.0
132.767003	33.9	100.0	V	32.0	62.8	-28.9	9.6	43.5
165.986447	38.5	125.0	H	7.0	66.8	-28.3	5.0	43.5
232.789250	35.3	125.0	H	84.0	60.8	-25.5	10.7	46.0
764.013500	26.7	100.0	V	44.0	41.6	-14.9	19.3	46.0

- Remark: 1. Quasi-Peak = Reading value + Correction factor
 2. Correction Factor = Antenna factor+ Insertion loss(cable loss+amplifier gain)
 3. Margin = Limit – Quasi-Peak

RE 1G-3GHz PK+AV



Note: The signal beyond the limit is carrier.

Radiates Emission from 1GHz to 3GHz

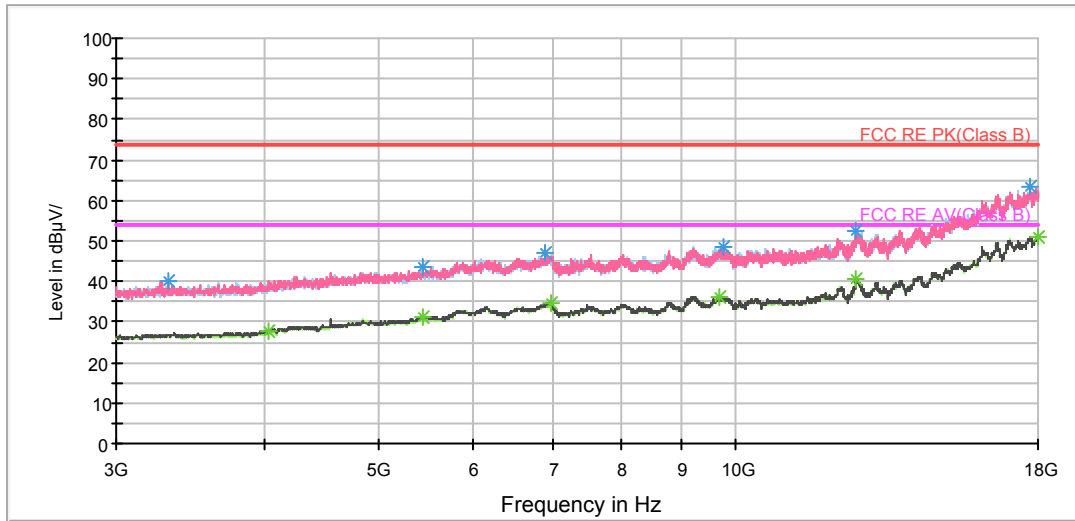
Frequency (MHz)	Peak (dBuV/m)	Height (cm)	Polarization	Azimuth (deg)	Reading value (dBuV/m)	Correct Factor (dB)	Margin (dB)	Limit (dBuV/m)
1098.250000	42.6	200.0	V	48.0	51.5	-8.9	31.4	74
1297.750000	41.5	200.0	V	65.0	49.3	-7.8	32.5	74
1669.750000	43.9	300.0	V	0.0	49.0	-5.1	30.1	74
2048.250000	47.0	101.0	V	249.0	50.2	-3.2	27.0	74
2364.750000	53.4	101.0	V	249.0	54.8	-1.4	20.6	74
2995.500000	51.1	200.0	V	0.0	48.8	2.3	22.9	74

Remark: 1. Correction Factor = Antenna factor+ Insertion loss (cable loss + amplifier gain)

Frequency (MHz)	Average (dBuV/m)	Height (cm)	Polarization	Azimuth (deg)	Reading value (dBuV/m)	Correct Factor (dB)	Margin (dB)	Limit (dBuV/m)
1164.750000	29.2	101.0	V	270.0	37.4	-8.2	24.8	54
1423.000000	30.2	300.0	V	351.0	37.1	-6.9	23.8	54
1729.250000	31.8	200.0	V	0.0	36.8	-5.0	22.2	54
2050.750000	34.0	101.0	V	249.0	37.2	-3.2	20.0	54
2364.750000	45.4	101.0	V	249.0	46.8	-1.4	8.6	54
2998.250000	40.6	200.0	V	11.0	38.3	2.3	13.4	54

Remark: 1. Correction Factor = Antenna factor+ Insertion loss (cable loss + amplifier gain)

RE 3-18GHz PK+AV



Radiates Emission from 3GHz to 18GHz

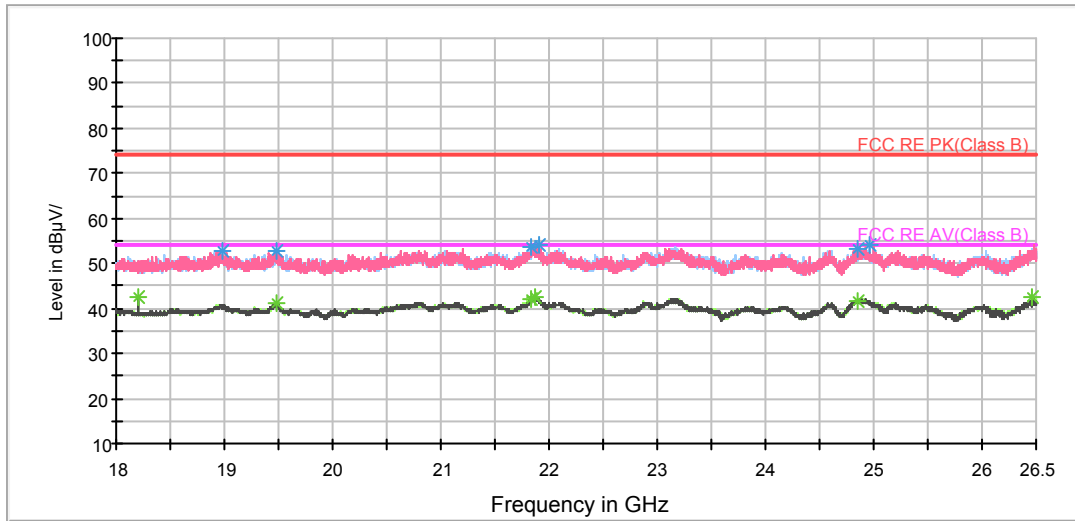
Frequency (MHz)	Peak (dBuV/m)	Height (cm)	Polarization	Azimuth (deg)	Reading value (dBuV/m)	Correct Factor (dB)	Margin (dB)	Limit (dBuV/m)
3322.500000	40.2	101.0	V	83.0	42.3	-2.1	33.8	74
5448.750000	43.6	101.0	H	0.0	40.8	2.8	30.4	74
6905.625000	46.8	101.0	H	336.0	40.5	6.3	27.2	74
9755.625000	48.5	101.0	H	168.0	38.8	9.7	25.5	74
12652.500000	52.3	101.0	H	317.0	38.2	14.1	21.7	74
17709.375000	63.1	101.0	H	354.0	38.4	24.7	10.9	74

Remark: 1. Correction Factor = Antenna factor+ Insertion loss (cable loss + amplifier gain)

Frequency (MHz)	Average (dBuV/m)	Height (cm)	Polarization	Azimuth (deg)	Reading value (dBuV/m)	Correct Factor (dB)	Margin (dB)	Limit (dBuV/m)
4036.875000	27.8	101.0	V	155.0	28.8	-1.0	26.2	54
5443.125000	31.3	101.0	V	0.0	28.4	2.9	22.7	54
6997.500000	34.8	101.0	H	354.0	28.3	6.5	19.2	54
9706.875000	36.4	101.0	V	100.0	26.9	9.5	17.6	54
12641.250000	40.8	101.0	V	9.0	26.3	14.5	13.2	54
18000.000000	51.2	101.0	H	0.0	25.7	25.5	2.8	54

Remark: 1. Correction Factor = Antenna factor+ Insertion loss (cable loss + amplifier gain)

RE 18-26.5GHz PK+AV



Radiates Emission from 18GHz to 26.5GHz

Frequency (MHz)	Peak (dBuV/m)	Polarization	Azimuth (deg)	Reading value (dBuV/m)	Correct Factor (dB)	Margin (dB)	Limit (dBuV/m)
18974.312500	52.6	H	182.0	52.7	-0.1	21.4	74
19474.750000	52.7	V	135.0	52.8	0.1	21.3	74
21825.000000	53.8	H	163.0	55.8	-2.0	20.2	74
21908.937500	54.3	H	270.0	55.8	-1.5	19.7	74
24843.562500	53.2	H	211.0	53.5	0.3	20.8	74
24965.750000	54.1	H	220.0	55.0	0.9	19.9	74

Remark: 1. Correction Factor = Antenna factor+ Insertion loss (cable loss + amplifier gain)

Frequency (MHz)	Average (dBuV/m)	Polarization	Azimuth (deg)	Reading value (dBuV/m)	Correct Factor (dB)	Margin (dB)	Limit (dBuV/m)
18199.750000	42.6	V	137.0	43.8	1.2	11.4	54
19480.062500	41.0	H	270.0	41.1	0.1	13.0	54
21838.812500	42.2	H	270.0	44.1	-1.9	11.8	54
21870.687500	42.5	H	135.0	44.2	-1.7	11.5	54
24844.625000	41.8	V	183.0	42.1	0.3	12.2	54
26462.812500	42.3	H	270.0	43.4	1.1	11.7	54

Remark: 1. Correction Factor = Antenna factor+ Insertion loss (cable loss + amplifier gain)

5.8. Conducted Emission

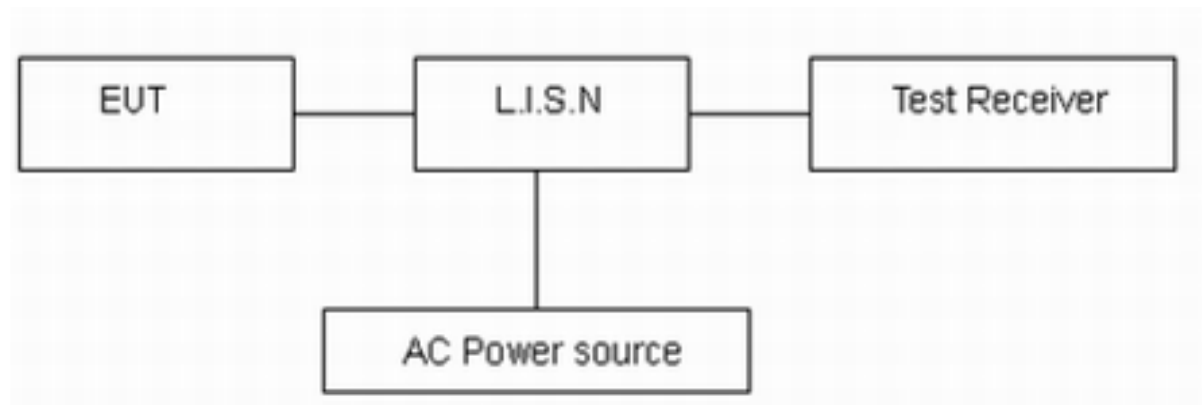
Ambient condition

Temperature	Relative humidity	Pressure
23°C ~25°C	45%~50%	101.5kPa

Methods of Measurement

The EUT is placed on a non-metallic table of 80cm height above the horizontal metal reference ground plane. During the test, the EUT was operating in its typical mode. The test method is according to ANSI C63.10-2013. Connect the AC power line of the EUT to the L.I.S.N. Use EMI receiver to detect the average and Quasi-peak value. RBW is set to 9 kHz, VBW is set to 30kHz. The measurement result should include both L line and N line. The test is in transmitting mode.

Test Setup



Note: AC Power source is used to change the voltage 110V/60Hz.

Limits

Frequency (MHz)	Conducted Limits(dBμV)	
	Quasi-peak	Average
0.15 - 0.5	66 to 56 *	56 to 46*
0.5 - 5	56	46
5 - 30	60	50

*: Decreases with the logarithm of the frequency.

Measurement Uncertainty

The assessed measurement uncertainty to ensure 95% confidence level for the normal distribution is with the coverage factor $k = 1.96$, $U = 2.69$ dB.

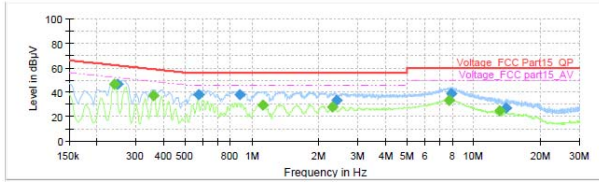
Test Results:

Following plots, Blue trace uses the peak detection and Green trace uses the average detection.

802.11b, Channel No.: 1																																																																																																																																			
L Line																																																																																																																																			
	<table border="1"> <thead> <tr> <th>Frequency (MHz)</th> <th>QuasiPeak (dBµV)</th> <th>Average (dBµV)</th> <th>Limit (dBµV)</th> <th>Margin (dB)</th> <th>Meas. Time (ms)</th> <th>Bandwidth (kHz)</th> <th>Line</th> <th>Filter</th> <th>Corr. (dB)</th> </tr> </thead> <tbody> <tr><td>0.249000</td><td>---</td><td>35.78</td><td>51.79</td><td>16.02</td><td>1000.0</td><td>9.000</td><td>L1</td><td>ON</td><td>19.1</td></tr> <tr><td>0.269250</td><td>39.50</td><td>---</td><td>61.14</td><td>21.64</td><td>1000.0</td><td>9.000</td><td>L1</td><td>ON</td><td>19.1</td></tr> <tr><td>0.523500</td><td>---</td><td>25.60</td><td>46.00</td><td>20.40</td><td>1000.0</td><td>9.000</td><td>L1</td><td>ON</td><td>19.2</td></tr> <tr><td>0.575250</td><td>30.22</td><td>---</td><td>56.00</td><td>25.78</td><td>1000.0</td><td>9.000</td><td>L1</td><td>ON</td><td>19.3</td></tr> <tr><td>0.996750</td><td>---</td><td>25.67</td><td>46.00</td><td>20.33</td><td>1000.0</td><td>9.000</td><td>L1</td><td>ON</td><td>19.2</td></tr> <tr><td>0.978000</td><td>30.59</td><td>---</td><td>56.00</td><td>25.41</td><td>1000.0</td><td>9.000</td><td>L1</td><td>ON</td><td>19.2</td></tr> <tr><td>2.105250</td><td>29.86</td><td>---</td><td>56.00</td><td>26.14</td><td>1000.0</td><td>9.000</td><td>L1</td><td>ON</td><td>19.1</td></tr> <tr><td>2.132250</td><td>---</td><td>24.68</td><td>46.00</td><td>21.32</td><td>1000.0</td><td>9.000</td><td>L1</td><td>ON</td><td>19.1</td></tr> <tr><td>7.629000</td><td>---</td><td>26.61</td><td>50.00</td><td>23.39</td><td>1000.0</td><td>9.000</td><td>L1</td><td>ON</td><td>19.2</td></tr> <tr><td>8.034000</td><td>30.00</td><td>---</td><td>60.00</td><td>30.00</td><td>1000.0</td><td>9.000</td><td>L1</td><td>ON</td><td>19.2</td></tr> <tr><td>20.350500</td><td>---</td><td>20.41</td><td>50.00</td><td>29.59</td><td>1000.0</td><td>9.000</td><td>L1</td><td>ON</td><td>19.7</td></tr> <tr><td>20.514750</td><td>24.00</td><td>---</td><td>60.00</td><td>36.00</td><td>1000.0</td><td>9.000</td><td>L1</td><td>ON</td><td>19.7</td></tr> </tbody> </table>	Frequency (MHz)	QuasiPeak (dBµV)	Average (dBµV)	Limit (dBµV)	Margin (dB)	Meas. Time (ms)	Bandwidth (kHz)	Line	Filter	Corr. (dB)	0.249000	---	35.78	51.79	16.02	1000.0	9.000	L1	ON	19.1	0.269250	39.50	---	61.14	21.64	1000.0	9.000	L1	ON	19.1	0.523500	---	25.60	46.00	20.40	1000.0	9.000	L1	ON	19.2	0.575250	30.22	---	56.00	25.78	1000.0	9.000	L1	ON	19.3	0.996750	---	25.67	46.00	20.33	1000.0	9.000	L1	ON	19.2	0.978000	30.59	---	56.00	25.41	1000.0	9.000	L1	ON	19.2	2.105250	29.86	---	56.00	26.14	1000.0	9.000	L1	ON	19.1	2.132250	---	24.68	46.00	21.32	1000.0	9.000	L1	ON	19.1	7.629000	---	26.61	50.00	23.39	1000.0	9.000	L1	ON	19.2	8.034000	30.00	---	60.00	30.00	1000.0	9.000	L1	ON	19.2	20.350500	---	20.41	50.00	29.59	1000.0	9.000	L1	ON	19.7	20.514750	24.00	---	60.00	36.00	1000.0	9.000	L1	ON	19.7
Frequency (MHz)	QuasiPeak (dBµV)	Average (dBµV)	Limit (dBµV)	Margin (dB)	Meas. Time (ms)	Bandwidth (kHz)	Line	Filter	Corr. (dB)																																																																																																																										
0.249000	---	35.78	51.79	16.02	1000.0	9.000	L1	ON	19.1																																																																																																																										
0.269250	39.50	---	61.14	21.64	1000.0	9.000	L1	ON	19.1																																																																																																																										
0.523500	---	25.60	46.00	20.40	1000.0	9.000	L1	ON	19.2																																																																																																																										
0.575250	30.22	---	56.00	25.78	1000.0	9.000	L1	ON	19.3																																																																																																																										
0.996750	---	25.67	46.00	20.33	1000.0	9.000	L1	ON	19.2																																																																																																																										
0.978000	30.59	---	56.00	25.41	1000.0	9.000	L1	ON	19.2																																																																																																																										
2.105250	29.86	---	56.00	26.14	1000.0	9.000	L1	ON	19.1																																																																																																																										
2.132250	---	24.68	46.00	21.32	1000.0	9.000	L1	ON	19.1																																																																																																																										
7.629000	---	26.61	50.00	23.39	1000.0	9.000	L1	ON	19.2																																																																																																																										
8.034000	30.00	---	60.00	30.00	1000.0	9.000	L1	ON	19.2																																																																																																																										
20.350500	---	20.41	50.00	29.59	1000.0	9.000	L1	ON	19.7																																																																																																																										
20.514750	24.00	---	60.00	36.00	1000.0	9.000	L1	ON	19.7																																																																																																																										
N Line																																																																																																																																			
	<table border="1"> <thead> <tr> <th>Frequency (MHz)</th> <th>QuasiPeak (dBµV)</th> <th>Average (dBµV)</th> <th>Limit (dBµV)</th> <th>Margin (dB)</th> <th>Meas. Time (ms)</th> <th>Bandwidth (kHz)</th> <th>Line</th> <th>Filter</th> <th>Corr. (dB)</th> </tr> </thead> <tbody> <tr><td>0.253500</td><td>42.74</td><td>---</td><td>61.64</td><td>18.90</td><td>1000.0</td><td>9.000</td><td>N</td><td>ON</td><td>19.1</td></tr> <tr><td>0.258000</td><td>---</td><td>37.17</td><td>51.50</td><td>14.33</td><td>1000.0</td><td>9.000</td><td>N</td><td>ON</td><td>19.1</td></tr> <tr><td>0.620250</td><td>---</td><td>28.08</td><td>46.00</td><td>17.92</td><td>1000.0</td><td>9.000</td><td>N</td><td>ON</td><td>19.3</td></tr> <tr><td>0.636000</td><td>33.63</td><td>---</td><td>56.00</td><td>22.37</td><td>1000.0</td><td>9.000</td><td>N</td><td>ON</td><td>19.3</td></tr> <tr><td>0.948750</td><td>33.32</td><td>---</td><td>56.00</td><td>22.68</td><td>1000.0</td><td>9.000</td><td>N</td><td>ON</td><td>19.2</td></tr> <tr><td>0.962250</td><td>---</td><td>28.66</td><td>46.00</td><td>17.34</td><td>1000.0</td><td>9.000</td><td>N</td><td>ON</td><td>19.2</td></tr> <tr><td>2.157000</td><td>31.30</td><td>---</td><td>56.00</td><td>24.70</td><td>1000.0</td><td>9.000</td><td>N</td><td>ON</td><td>19.1</td></tr> <tr><td>2.157000</td><td>---</td><td>26.67</td><td>46.00</td><td>19.33</td><td>1000.0</td><td>9.000</td><td>N</td><td>ON</td><td>19.1</td></tr> <tr><td>7.633500</td><td>---</td><td>28.42</td><td>50.00</td><td>21.58</td><td>1000.0</td><td>9.000</td><td>N</td><td>ON</td><td>19.2</td></tr> <tr><td>7.750500</td><td>32.46</td><td>---</td><td>60.00</td><td>27.54</td><td>1000.0</td><td>9.000</td><td>N</td><td>ON</td><td>19.2</td></tr> <tr><td>19.578750</td><td>24.45</td><td>---</td><td>60.00</td><td>35.55</td><td>1000.0</td><td>9.000</td><td>N</td><td>ON</td><td>19.5</td></tr> <tr><td>19.790250</td><td>---</td><td>20.83</td><td>50.00</td><td>29.17</td><td>1000.0</td><td>9.000</td><td>N</td><td>ON</td><td>19.5</td></tr> </tbody> </table>	Frequency (MHz)	QuasiPeak (dBµV)	Average (dBµV)	Limit (dBµV)	Margin (dB)	Meas. Time (ms)	Bandwidth (kHz)	Line	Filter	Corr. (dB)	0.253500	42.74	---	61.64	18.90	1000.0	9.000	N	ON	19.1	0.258000	---	37.17	51.50	14.33	1000.0	9.000	N	ON	19.1	0.620250	---	28.08	46.00	17.92	1000.0	9.000	N	ON	19.3	0.636000	33.63	---	56.00	22.37	1000.0	9.000	N	ON	19.3	0.948750	33.32	---	56.00	22.68	1000.0	9.000	N	ON	19.2	0.962250	---	28.66	46.00	17.34	1000.0	9.000	N	ON	19.2	2.157000	31.30	---	56.00	24.70	1000.0	9.000	N	ON	19.1	2.157000	---	26.67	46.00	19.33	1000.0	9.000	N	ON	19.1	7.633500	---	28.42	50.00	21.58	1000.0	9.000	N	ON	19.2	7.750500	32.46	---	60.00	27.54	1000.0	9.000	N	ON	19.2	19.578750	24.45	---	60.00	35.55	1000.0	9.000	N	ON	19.5	19.790250	---	20.83	50.00	29.17	1000.0	9.000	N	ON	19.5
Frequency (MHz)	QuasiPeak (dBµV)	Average (dBµV)	Limit (dBµV)	Margin (dB)	Meas. Time (ms)	Bandwidth (kHz)	Line	Filter	Corr. (dB)																																																																																																																										
0.253500	42.74	---	61.64	18.90	1000.0	9.000	N	ON	19.1																																																																																																																										
0.258000	---	37.17	51.50	14.33	1000.0	9.000	N	ON	19.1																																																																																																																										
0.620250	---	28.08	46.00	17.92	1000.0	9.000	N	ON	19.3																																																																																																																										
0.636000	33.63	---	56.00	22.37	1000.0	9.000	N	ON	19.3																																																																																																																										
0.948750	33.32	---	56.00	22.68	1000.0	9.000	N	ON	19.2																																																																																																																										
0.962250	---	28.66	46.00	17.34	1000.0	9.000	N	ON	19.2																																																																																																																										
2.157000	31.30	---	56.00	24.70	1000.0	9.000	N	ON	19.1																																																																																																																										
2.157000	---	26.67	46.00	19.33	1000.0	9.000	N	ON	19.1																																																																																																																										
7.633500	---	28.42	50.00	21.58	1000.0	9.000	N	ON	19.2																																																																																																																										
7.750500	32.46	---	60.00	27.54	1000.0	9.000	N	ON	19.2																																																																																																																										
19.578750	24.45	---	60.00	35.55	1000.0	9.000	N	ON	19.5																																																																																																																										
19.790250	---	20.83	50.00	29.17	1000.0	9.000	N	ON	19.5																																																																																																																										
802.11b, Channel No.: 6																																																																																																																																			
L Line																																																																																																																																			
	<table border="1"> <thead> <tr> <th>Frequency (MHz)</th> <th>QuasiPeak (dBµV)</th> <th>Average (dBµV)</th> <th>Limit (dBµV)</th> <th>Margin (dB)</th> <th>Meas. Time (ms)</th> <th>Bandwidth (kHz)</th> <th>Line</th> <th>Filter</th> <th>Corr. (dB)</th> </tr> </thead> <tbody> <tr><td>0.253500</td><td>---</td><td>40.26</td><td>51.64</td><td>11.38</td><td>1000.0</td><td>9.000</td><td>L1</td><td>ON</td><td>19.1</td></tr> <tr><td>0.269250</td><td>40.40</td><td>---</td><td>61.14</td><td>20.74</td><td>1000.0</td><td>9.000</td><td>L1</td><td>ON</td><td>19.1</td></tr> <tr><td>0.577500</td><td>33.11</td><td>---</td><td>56.00</td><td>22.89</td><td>1000.0</td><td>9.000</td><td>L1</td><td>ON</td><td>19.3</td></tr> <tr><td>0.593250</td><td>---</td><td>28.35</td><td>46.00</td><td>17.65</td><td>1000.0</td><td>9.000</td><td>L1</td><td>ON</td><td>19.3</td></tr> <tr><td>0.969000</td><td>---</td><td>27.88</td><td>46.00</td><td>18.12</td><td>1000.0</td><td>9.000</td><td>L1</td><td>ON</td><td>19.2</td></tr> <tr><td>1.002750</td><td>32.87</td><td>---</td><td>56.00</td><td>23.13</td><td>1000.0</td><td>9.000</td><td>L1</td><td>ON</td><td>19.2</td></tr> <tr><td>2.139000</td><td>31.04</td><td>---</td><td>56.00</td><td>24.96</td><td>1000.0</td><td>9.000</td><td>L1</td><td>ON</td><td>19.1</td></tr> <tr><td>2.150250</td><td>---</td><td>26.57</td><td>46.00</td><td>19.43</td><td>1000.0</td><td>9.000</td><td>L1</td><td>ON</td><td>19.1</td></tr> <tr><td>7.553750</td><td>---</td><td>28.71</td><td>50.00</td><td>21.29</td><td>1000.0</td><td>9.000</td><td>L1</td><td>ON</td><td>19.2</td></tr> <tr><td>7.701000</td><td>32.76</td><td>---</td><td>60.00</td><td>27.24</td><td>1000.0</td><td>9.000</td><td>L1</td><td>ON</td><td>19.2</td></tr> <tr><td>19.446000</td><td>24.61</td><td>---</td><td>60.00</td><td>35.39</td><td>1000.0</td><td>9.000</td><td>L1</td><td>ON</td><td>19.6</td></tr> <tr><td>20.159250</td><td>---</td><td>20.88</td><td>50.00</td><td>29.12</td><td>1000.0</td><td>9.000</td><td>L1</td><td>ON</td><td>19.7</td></tr> </tbody> </table>	Frequency (MHz)	QuasiPeak (dBµV)	Average (dBµV)	Limit (dBµV)	Margin (dB)	Meas. Time (ms)	Bandwidth (kHz)	Line	Filter	Corr. (dB)	0.253500	---	40.26	51.64	11.38	1000.0	9.000	L1	ON	19.1	0.269250	40.40	---	61.14	20.74	1000.0	9.000	L1	ON	19.1	0.577500	33.11	---	56.00	22.89	1000.0	9.000	L1	ON	19.3	0.593250	---	28.35	46.00	17.65	1000.0	9.000	L1	ON	19.3	0.969000	---	27.88	46.00	18.12	1000.0	9.000	L1	ON	19.2	1.002750	32.87	---	56.00	23.13	1000.0	9.000	L1	ON	19.2	2.139000	31.04	---	56.00	24.96	1000.0	9.000	L1	ON	19.1	2.150250	---	26.57	46.00	19.43	1000.0	9.000	L1	ON	19.1	7.553750	---	28.71	50.00	21.29	1000.0	9.000	L1	ON	19.2	7.701000	32.76	---	60.00	27.24	1000.0	9.000	L1	ON	19.2	19.446000	24.61	---	60.00	35.39	1000.0	9.000	L1	ON	19.6	20.159250	---	20.88	50.00	29.12	1000.0	9.000	L1	ON	19.7
Frequency (MHz)	QuasiPeak (dBµV)	Average (dBµV)	Limit (dBµV)	Margin (dB)	Meas. Time (ms)	Bandwidth (kHz)	Line	Filter	Corr. (dB)																																																																																																																										
0.253500	---	40.26	51.64	11.38	1000.0	9.000	L1	ON	19.1																																																																																																																										
0.269250	40.40	---	61.14	20.74	1000.0	9.000	L1	ON	19.1																																																																																																																										
0.577500	33.11	---	56.00	22.89	1000.0	9.000	L1	ON	19.3																																																																																																																										
0.593250	---	28.35	46.00	17.65	1000.0	9.000	L1	ON	19.3																																																																																																																										
0.969000	---	27.88	46.00	18.12	1000.0	9.000	L1	ON	19.2																																																																																																																										
1.002750	32.87	---	56.00	23.13	1000.0	9.000	L1	ON	19.2																																																																																																																										
2.139000	31.04	---	56.00	24.96	1000.0	9.000	L1	ON	19.1																																																																																																																										
2.150250	---	26.57	46.00	19.43	1000.0	9.000	L1	ON	19.1																																																																																																																										
7.553750	---	28.71	50.00	21.29	1000.0	9.000	L1	ON	19.2																																																																																																																										
7.701000	32.76	---	60.00	27.24	1000.0	9.000	L1	ON	19.2																																																																																																																										
19.446000	24.61	---	60.00	35.39	1000.0	9.000	L1	ON	19.6																																																																																																																										
20.159250	---	20.88	50.00	29.12	1000.0	9.000	L1	ON	19.7																																																																																																																										
N Line																																																																																																																																			
	<table border="1"> <thead> <tr> <th>Frequency (MHz)</th> <th>QuasiPeak (dBµV)</th> <th>Average (dBµV)</th> <th>Limit (dBµV)</th> <th>Margin (dB)</th> <th>Meas. Time (ms)</th> <th>Bandwidth (kHz)</th> <th>Line</th> <th>Filter</th> <th>Corr. (dB)</th> </tr> </thead> <tbody> <tr><td>0.251250</td><td>42.69</td><td>---</td><td>61.72</td><td>19.02</td><td>1000.0</td><td>9.000</td><td>N</td><td>ON</td><td>19.1</td></tr> <tr><td>0.253500</td><td>---</td><td>40.53</td><td>51.64</td><td>11.11</td><td>1000.0</td><td>9.000</td><td>N</td><td>ON</td><td>19.1</td></tr> <tr><td>0.568500</td><td>33.40</td><td>---</td><td>56.00</td><td>22.60</td><td>1000.0</td><td>9.000</td><td>N</td><td>ON</td><td>19.3</td></tr> <tr><td>0.618000</td><td>---</td><td>28.37</td><td>46.00</td><td>17.63</td><td>1000.0</td><td>9.000</td><td>N</td><td>ON</td><td>19.3</td></tr> <tr><td>0.957750</td><td>---</td><td>28.33</td><td>46.00</td><td>17.67</td><td>1000.0</td><td>9.000</td><td>N</td><td>ON</td><td>19.2</td></tr> <tr><td>1.000500</td><td>33.16</td><td>---</td><td>56.00</td><td>22.84</td><td>1000.0</td><td>9.000</td><td>N</td><td>ON</td><td>19.2</td></tr> <tr><td>2.172750</td><td>31.30</td><td>---</td><td>56.00</td><td>24.70</td><td>1000.0</td><td>9.000</td><td>N</td><td>ON</td><td>19.1</td></tr> <tr><td>2.172750</td><td>---</td><td>26.65</td><td>46.00</td><td>19.35</td><td>1000.0</td><td>9.000</td><td>N</td><td>ON</td><td>19.1</td></tr> <tr><td>7.626750</td><td>32.53</td><td>---</td><td>60.00</td><td>27.47</td><td>1000.0</td><td>9.000</td><td>N</td><td>ON</td><td>19.2</td></tr> <tr><td>7.674000</td><td>---</td><td>28.50</td><td>50.00</td><td>21.50</td><td>1000.0</td><td>9.000</td><td>N</td><td>ON</td><td>19.2</td></tr> <tr><td>19.770000</td><td>---</td><td>20.73</td><td>50.00</td><td>29.27</td><td>1000.0</td><td>9.000</td><td>N</td><td>ON</td><td>19.5</td></tr> <tr><td>19.785750</td><td>24.65</td><td>---</td><td>60.00</td><td>35.35</td><td>1000.0</td><td>9.000</td><td>N</td><td>ON</td><td>19.5</td></tr> </tbody> </table>	Frequency (MHz)	QuasiPeak (dBµV)	Average (dBµV)	Limit (dBµV)	Margin (dB)	Meas. Time (ms)	Bandwidth (kHz)	Line	Filter	Corr. (dB)	0.251250	42.69	---	61.72	19.02	1000.0	9.000	N	ON	19.1	0.253500	---	40.53	51.64	11.11	1000.0	9.000	N	ON	19.1	0.568500	33.40	---	56.00	22.60	1000.0	9.000	N	ON	19.3	0.618000	---	28.37	46.00	17.63	1000.0	9.000	N	ON	19.3	0.957750	---	28.33	46.00	17.67	1000.0	9.000	N	ON	19.2	1.000500	33.16	---	56.00	22.84	1000.0	9.000	N	ON	19.2	2.172750	31.30	---	56.00	24.70	1000.0	9.000	N	ON	19.1	2.172750	---	26.65	46.00	19.35	1000.0	9.000	N	ON	19.1	7.626750	32.53	---	60.00	27.47	1000.0	9.000	N	ON	19.2	7.674000	---	28.50	50.00	21.50	1000.0	9.000	N	ON	19.2	19.770000	---	20.73	50.00	29.27	1000.0	9.000	N	ON	19.5	19.785750	24.65	---	60.00	35.35	1000.0	9.000	N	ON	19.5
Frequency (MHz)	QuasiPeak (dBµV)	Average (dBµV)	Limit (dBµV)	Margin (dB)	Meas. Time (ms)	Bandwidth (kHz)	Line	Filter	Corr. (dB)																																																																																																																										
0.251250	42.69	---	61.72	19.02	1000.0	9.000	N	ON	19.1																																																																																																																										
0.253500	---	40.53	51.64	11.11	1000.0	9.000	N	ON	19.1																																																																																																																										
0.568500	33.40	---	56.00	22.60	1000.0	9.000	N	ON	19.3																																																																																																																										
0.618000	---	28.37	46.00	17.63	1000.0	9.000	N	ON	19.3																																																																																																																										
0.957750	---	28.33	46.00	17.67	1000.0	9.000	N	ON	19.2																																																																																																																										
1.000500	33.16	---	56.00	22.84	1000.0	9.000	N	ON	19.2																																																																																																																										
2.172750	31.30	---	56.00	24.70	1000.0	9.000	N	ON	19.1																																																																																																																										
2.172750	---	26.65	46.00	19.35	1000.0	9.000	N	ON	19.1																																																																																																																										
7.626750	32.53	---	60.00	27.47	1000.0	9.000	N	ON	19.2																																																																																																																										
7.674000	---	28.50	50.00	21.50	1000.0	9.000	N	ON	19.2																																																																																																																										
19.770000	---	20.73	50.00	29.27	1000.0	9.000	N	ON	19.5																																																																																																																										
19.785750	24.65	---	60.00	35.35	1000.0	9.000	N	ON	19.5																																																																																																																										

802.11b, Channel No.: 11

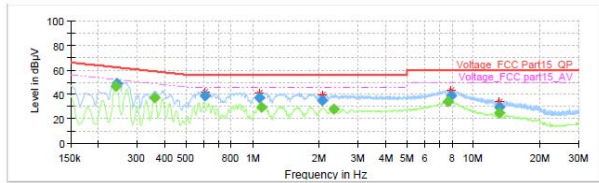
L Line



Final Result

Frequency (MHz)	QuasiPeak (dBµV)	Average (dBµV)	Limit (dBµV)	Margin (dB)	Meas. Time (ms)	Bandwidth (kHz)	Line	Filter	Corr. (dB)
0.240000	---	46.33	52.10	5.77	1000.0	9.000	L1	ON	19.1
0.246750	46.54	---	61.87	15.33	1000.0	9.000	L1	ON	19.1
0.359250	---	37.16	48.75	11.59	1000.0	9.000	L1	ON	19.2
0.573000	38.13	---	56.00	17.87	1000.0	9.000	L1	ON	19.3
0.879000	37.62	---	56.00	18.38	1000.0	9.000	L1	ON	19.2
1.117500	---	29.78	46.00	16.22	1000.0	9.000	L1	ON	19.2
2.301000	---	27.75	46.00	18.25	1000.0	9.000	L1	ON	19.0
2.404500	33.00	---	56.00	23.00	1000.0	9.000	L1	ON	19.0
7.766250	---	33.62	50.00	16.38	1000.0	9.000	L1	ON	19.2
7.899000	38.94	---	60.00	21.06	1000.0	9.000	L1	ON	19.2
13.024500	---	25.18	50.00	24.82	1000.0	9.000	L1	ON	19.5
13.998750	27.34	---	60.00	32.66	1000.0	9.000	L1	ON	19.5

N Line

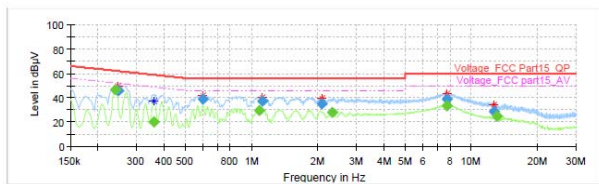


Final Result

Frequency (MHz)	QuasiPeak (dBµV)	Average (dBµV)	Limit (dBµV)	Margin (dB)	Meas. Time (ms)	Bandwidth (kHz)	Line	Filter	Corr. (dB)
0.240000	---	46.54	52.10	5.55	1000.0	9.000	N	ON	19.1
0.242250	48.63	---	61.79	13.16	1000.0	9.000	N	ON	19.1
0.359250	---	37.24	48.75	11.51	1000.0	9.000	N	ON	19.2
0.604500	39.05	---	56.00	16.95	1000.0	9.000	N	ON	19.3
1.068000	36.96	---	56.00	19.04	1000.0	9.000	N	ON	19.2
1.090500	---	29.58	46.00	16.42	1000.0	9.000	N	ON	19.2
2.055750	35.11	---	56.00	20.89	1000.0	9.000	N	ON	19.1
2.321250	---	27.86	46.00	18.14	1000.0	9.000	N	ON	19.0
7.651500	---	34.05	50.00	15.95	1000.0	9.000	N	ON	19.2
7.896750	38.75	---	60.00	21.25	1000.0	9.000	N	ON	19.2
13.024500	---	24.60	50.00	25.40	1000.0	9.000	N	ON	19.5
13.024500	29.14	---	60.00	30.86	1000.0	9.000	N	ON	19.5

802.11g, Channel No.: 1

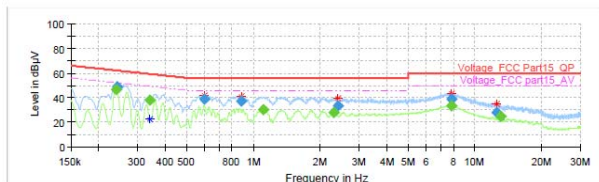
L Line



Final Result

Frequency (MHz)	QuasiPeak (dBµV)	Average (dBµV)	Limit (dBµV)	Margin (dB)	Meas. Time (ms)	Bandwidth (kHz)	Line	Filter	Corr. (dB)
0.240000	---	46.35	52.10	5.74	1000.0	9.000	L1	ON	19.1
0.249000	45.41	---	61.79	16.38	1000.0	9.000	L1	ON	19.1
0.359250	---	20.17	48.75	28.57	1000.0	9.000	L1	ON	19.2
0.597750	38.94	---	56.00	17.06	1000.0	9.000	L1	ON	19.3
1.088250	---	29.54	46.00	16.46	1000.0	9.000	L1	ON	19.2
1.119750	37.18	---	56.00	18.82	1000.0	9.000	L1	ON	19.2
2.080500	34.58	---	56.00	21.42	1000.0	9.000	L1	ON	19.1
2.325750	---	27.91	46.00	18.09	1000.0	9.000	L1	ON	19.0
7.716750	39.06	---	60.00	20.94	1000.0	9.000	L1	ON	19.2
7.757250	---	33.66	50.00	16.34	1000.0	9.000	L1	ON	19.2
12.682500	28.84	---	60.00	31.16	1000.0	9.000	L1	ON	19.5
13.024500	---	25.09	50.00	24.91	1000.0	9.000	L1	ON	19.5

N Line

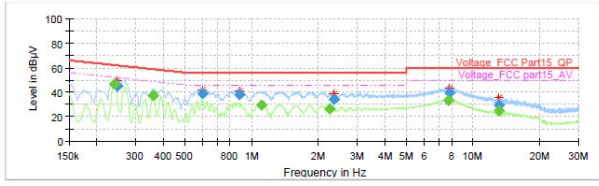


Final Result

Frequency (MHz)	QuasiPeak (dBµV)	Average (dBµV)	Limit (dBµV)	Margin (dB)	Meas. Time (ms)	Bandwidth (kHz)	Line	Filter	Corr. (dB)
0.240000	---	46.37	52.10	5.72	1000.0	9.000	N	ON	19.1
0.242250	48.60	---	62.02	13.42	1000.0	9.000	N	ON	19.1
0.339000	---	38.30	49.23	10.93	1000.0	9.000	N	ON	19.2
0.597750	39.03	---	56.00	16.97	1000.0	9.000	N	ON	19.3
0.881250	37.24	---	56.00	18.76	1000.0	9.000	N	ON	19.2
1.108500	---	30.03	46.00	15.97	1000.0	9.000	N	ON	19.2
2.314500	---	27.82	46.00	18.18	1000.0	9.000	N	ON	19.0
2.395500	33.49	---	56.00	22.51	1000.0	9.000	N	ON	19.0
7.788750	---	33.29	50.00	16.71	1000.0	9.000	N	ON	19.2
7.809000	38.67	---	60.00	21.33	1000.0	9.000	N	ON	19.2
12.451500	27.78	---	60.00	32.22	1000.0	9.000	N	ON	19.4
13.024500	---	24.62	50.00	25.38	1000.0	9.000	N	ON	19.5

802.11g, Channel No.: 6

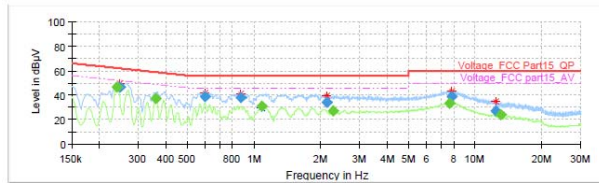
L Line



Final Result

Frequency (MHz)	QuasiPeak (dBµV)	Average (dBµV)	Limit (dBµV)	Margin (dB)	Meas. Time (ms)	Bandwidth (kHz)	Line	Filter	Corr. (dB)
0.240000	---	46.26	52.10	5.84	1000.0	9.000	L1	ON	19.1
0.246750	45.21	---	61.87	16.66	1000.0	9.000	L1	ON	19.1
0.359250	---	37.12	48.75	11.63	1000.0	9.000	L1	ON	19.2
0.597750	39.01	---	56.00	16.99	1000.0	9.000	L1	ON	19.3
0.876750	37.81	---	56.00	18.19	1000.0	9.000	L1	ON	19.2
1.113000	---	29.42	46.00	16.58	1000.0	9.000	L1	ON	19.2
2.262750	---	26.59	46.00	19.41	1000.0	9.000	L1	ON	19.1
2.357250	34.44	---	56.00	21.56	1000.0	9.000	L1	ON	19.0
7.757250	---	33.56	50.00	16.44	1000.0	9.000	L1	ON	19.2
7.867500	39.20	---	60.00	20.80	1000.0	9.000	L1	ON	19.2
13.024500	---	25.19	50.00	24.81	1000.0	9.000	L1	ON	19.5
13.139250	29.24	---	60.00	30.76	1000.0	9.000	L1	ON	19.5

N Line

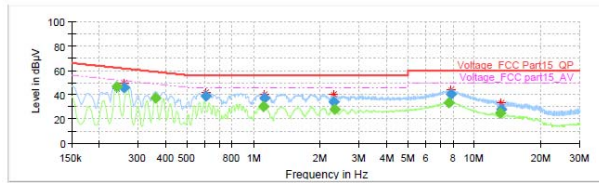


Final Result

Frequency (MHz)	QuasiPeak (dBµV)	Average (dBµV)	Limit (dBµV)	Margin (dB)	Meas. Time (ms)	Bandwidth (kHz)	Line	Filter	Corr. (dB)
0.240000	---	46.36	52.10	5.73	1000.0	9.000	N	ON	19.1
0.246750	46.79	---	61.87	15.08	1000.0	9.000	N	ON	19.1
0.359250	---	37.21	48.75	11.54	1000.0	9.000	N	ON	19.2
0.602250	39.05	---	56.00	16.95	1000.0	9.000	N	ON	19.3
0.874500	37.89	---	56.00	18.11	1000.0	9.000	N	ON	19.2
1.086000	---	31.36	46.00	14.64	1000.0	9.000	N	ON	19.2
2.127750	34.48	---	56.00	21.52	1000.0	9.000	N	ON	19.1
2.269500	---	26.88	46.00	19.12	1000.0	9.000	N	ON	19.1
7.629000	---	33.24	50.00	16.76	1000.0	9.000	N	ON	19.2
7.867500	38.80	---	60.00	21.20	1000.0	9.000	N	ON	19.2
12.369750	27.42	---	60.00	32.58	1000.0	9.000	N	ON	19.4
13.139250	---	24.27	50.00	25.73	1000.0	9.000	N	ON	19.5

802.11g, Channel No.: 11

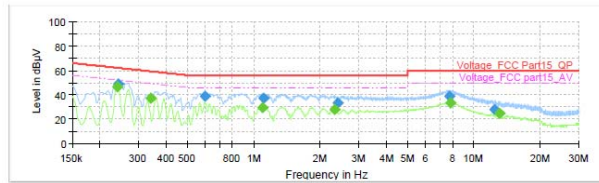
L Line



Final Result

Frequency (MHz)	QuasiPeak (dBµV)	Average (dBµV)	Limit (dBµV)	Margin (dB)	Meas. Time (ms)	Bandwidth (kHz)	Line	Filter	Corr. (dB)
0.240000	---	46.18	52.10	5.92	1000.0	9.000	L1	ON	19.1
0.260250	45.55	---	61.42	15.87	1000.0	9.000	L1	ON	19.1
0.359250	---	37.16	48.75	11.59	1000.0	9.000	L1	ON	19.2
0.604500	38.92	---	56.00	17.08	1000.0	9.000	L1	ON	19.3
1.113000	---	30.01	46.00	15.99	1000.0	9.000	L1	ON	19.2
1.119750	37.13	---	56.00	18.87	1000.0	9.000	L1	ON	19.2
2.314500	33.99	---	56.00	22.01	1000.0	9.000	L1	ON	19.0
2.330250	---	27.83	46.00	18.17	1000.0	9.000	L1	ON	19.0
7.682500	---	33.66	50.00	16.34	1000.0	9.000	L1	ON	19.2
7.836000	40.13	---	60.00	19.87	1000.0	9.000	L1	ON	19.2
12.369750	---	25.01	60.00	34.99	1000.0	9.000	L1	ON	19.4
13.251750	28.01	---	60.00	31.99	1000.0	9.000	L1	ON	19.5

N Line

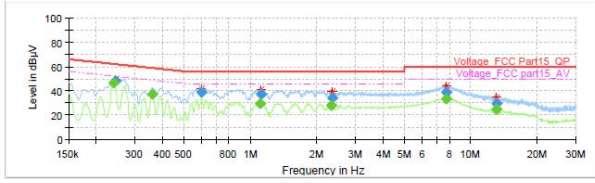


Final Result

Frequency (MHz)	QuasiPeak (dBµV)	Average (dBµV)	Limit (dBµV)	Margin (dB)	Meas. Time (ms)	Bandwidth (kHz)	Line	Filter	Corr. (dB)
0.240000	---	46.34	52.10	5.76	1000.0	9.000	N	ON	19.1
0.242250	48.52	---	62.02	13.50	1000.0	9.000	N	ON	19.1
0.339000	---	37.57	49.23	11.65	1000.0	9.000	N	ON	19.2
0.597750	39.02	---	56.00	16.98	1000.0	9.000	N	ON	19.3
1.097250	---	29.37	46.00	16.63	1000.0	9.000	N	ON	19.2
1.110750	37.13	---	56.00	18.87	1000.0	9.000	N	ON	19.2
2.323500	---	27.92	46.00	18.08	1000.0	9.000	N	ON	19.0
2.395500	33.58	---	56.00	22.42	1000.0	9.000	N	ON	19.0
7.764000	38.60	---	60.00	21.40	1000.0	9.000	N	ON	19.2
7.838250	---	33.28	50.00	16.72	1000.0	9.000	N	ON	19.2
12.365250	27.55	---	60.00	32.45	1000.0	9.000	N	ON	19.4
13.024500	---	24.66	50.00	25.34	1000.0	9.000	N	ON	19.5

802.11n(HT20), Channel No.: 1

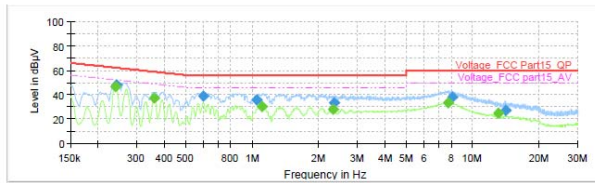
L Line



Final Result

Frequency (MHz)	QuasiPeak (dBµV)	Average (dBµV)	Limit (dBµV)	Margin (dB)	Meas. Time (ms)	Bandwidth (kHz)	Line	Filter	Corr. (dB)
0.240000	---	46.30	52.10	5.80	1000.0	9.000	L1	ON	19.1
0.244500	47.84	---	61.94	14.10	1000.0	9.000	L1	ON	19.1
0.359250	---	37.16	48.75	11.59	1000.0	9.000	L1	ON	19.2
0.600000	39.08	---	56.00	16.92	1000.0	9.000	L1	ON	19.3
1.104000	---	29.74	46.00	16.26	1000.0	9.000	L1	ON	19.2
1.119750	36.87	---	56.00	19.13	1000.0	9.000	L1	ON	19.2
2.316750	---	27.76	46.00	18.24	1000.0	9.000	L1	ON	19.0
2.341500	34.30	---	56.00	21.70	1000.0	9.000	L1	ON	19.0
7.761750	---	33.61	50.00	16.39	1000.0	9.000	L1	ON	19.2
7.789500	38.93	---	60.00	21.07	1000.0	9.000	L1	ON	19.2
13.024500	---	24.97	50.00	25.03	1000.0	9.000	L1	ON	19.5
13.139250	29.29	---	60.00	30.71	1000.0	9.000	L1	ON	19.5

N Line

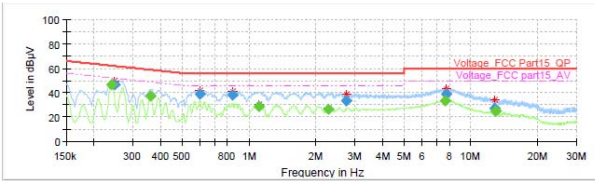


Final Result

Frequency (MHz)	QuasiPeak (dBµV)	Average (dBµV)	Limit (dBµV)	Margin (dB)	Meas. Time (ms)	Bandwidth (kHz)	Line	Filter	Corr. (dB)
0.240000	---	46.31	52.10	5.79	1000.0	9.000	N	ON	19.1
0.242250	48.42	---	62.02	13.60	1000.0	9.000	N	ON	19.1
0.359250	---	37.02	48.75	11.72	1000.0	9.000	N	ON	19.2
0.602250	38.96	---	56.00	17.04	1000.0	9.000	N	ON	19.3
1.043250	35.62	---	56.00	20.38	1000.0	9.000	N	ON	19.2
1.113000	---	29.92	46.00	16.08	1000.0	9.000	N	ON	19.2
2.323500	---	27.75	46.00	18.25	1000.0	9.000	N	ON	19.0
2.361750	33.68	---	56.00	22.32	1000.0	9.000	N	ON	19.0
7.730250	---	33.46	50.00	16.54	1000.0	9.000	N	ON	19.2
8.047500	38.12	---	60.00	21.88	1000.0	9.000	N	ON	19.2
13.024500	---	24.74	50.00	25.26	1000.0	9.000	N	ON	19.5
14.115750	26.93	---	60.00	33.07	1000.0	9.000	N	ON	19.4

802.11n(HT20), Channel No.: 6

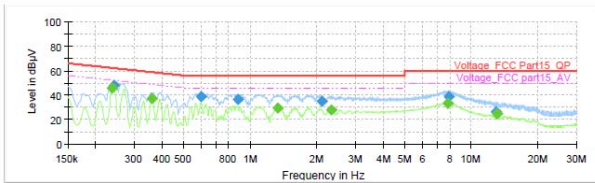
L Line



Final Result

Frequency (MHz)	QuasiPeak (dBµV)	Average (dBµV)	Limit (dBµV)	Margin (dB)	Meas. Time (ms)	Bandwidth (kHz)	Line	Filter	Corr. (dB)
0.240000	---	46.41	52.10	5.69	1000.0	9.000	L1	ON	19.1
0.246750	46.53	---	61.87	15.33	1000.0	9.000	L1	ON	19.1
0.359250	---	37.23	48.75	11.52	1000.0	9.000	L1	ON	19.2
0.597750	39.03	---	56.00	16.97	1000.0	9.000	L1	ON	19.3
0.838500	37.78	---	56.00	18.22	1000.0	9.000	L1	ON	19.2
1.113000	---	28.93	46.00	17.07	1000.0	9.000	L1	ON	19.2
2.267250	---	26.59	46.00	19.41	1000.0	9.000	L1	ON	19.1
2.753250	33.36	---	56.00	22.64	1000.0	9.000	L1	ON	19.0
7.685250	---	33.71	50.00	16.29	1000.0	9.000	L1	ON	19.2
7.770750	39.04	---	60.00	20.96	1000.0	9.000	L1	ON	19.2
12.858000	27.27	---	60.00	32.73	1000.0	9.000	L1	ON	19.5
12.909750	---	24.77	50.00	25.23	1000.0	9.000	L1	ON	19.5

N Line

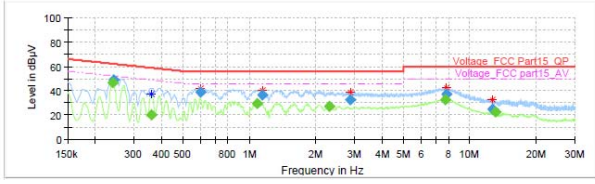


Final Result

Frequency (MHz)	QuasiPeak (dBµV)	Average (dBµV)	Limit (dBµV)	Margin (dB)	Meas. Time (ms)	Bandwidth (kHz)	Line	Filter	Corr. (dB)
0.237750	---	45.83	52.17	6.35	1000.0	9.000	N	ON	19.1
0.242250	48.39	---	62.02	13.63	1000.0	9.000	N	ON	19.1
0.359250	---	36.98	48.75	11.77	1000.0	9.000	N	ON	19.2
0.597750	38.86	---	56.00	17.14	1000.0	9.000	N	ON	19.3
0.833500	36.81	---	56.00	19.19	1000.0	9.000	N	ON	19.2
1.338000	---	29.20	46.00	16.80	1000.0	9.000	N	ON	19.2
2.116500	34.61	---	56.00	21.39	1000.0	9.000	N	ON	19.1
2.330250	---	27.85	46.00	18.15	1000.0	9.000	N	ON	19.0
7.827000	---	33.24	50.00	16.76	1000.0	9.000	N	ON	19.2
7.930500	38.51	---	60.00	21.49	1000.0	9.000	N	ON	19.2
12.869250	26.62	---	60.00	33.38	1000.0	9.000	N	ON	19.5
13.024500	---	24.69	50.00	25.31	1000.0	9.000	N	ON	19.5

802.11n(HT20), Channel No.: 11

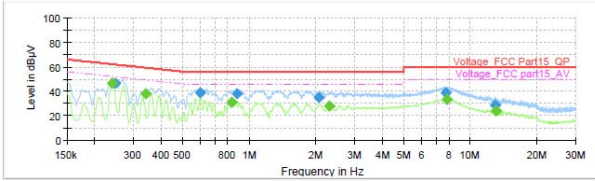
L Line



Final Result

Frequency (MHz)	QuasiPeak (dBµV)	Average (dBµV)	Limit (dBµV)	Margin (dB)	Meas. Time (ms)	Bandwidth (kHz)	Line	Filter	Corr. (dB)
0.240000	---	46.32	52.10	5.77	1000.0	9.000	L1	ON	19.1
0.242250	48.46	---	62.02	13.56	1000.0	9.000	L1	ON	19.1
0.359250	---	20.39	48.75	28.35	1000.0	9.000	L1	ON	19.2
0.597750	39.06	---	56.00	16.94	1000.0	9.000	L1	ON	19.3
1.086000	---	29.74	46.00	16.26	1000.0	9.000	L1	ON	19.2
1.144500	36.44	---	56.00	19.56	1000.0	9.000	L1	ON	19.2
2.298750	---	27.34	46.00	18.66	1000.0	9.000	L1	ON	19.0
2.874500	32.68	---	56.00	23.32	1000.0	9.000	L1	ON	19.1
7.703250	---	32.46	50.00	17.54	1000.0	9.000	L1	ON	19.2
7.818000	37.53	---	60.00	22.47	1000.0	9.000	L1	ON	19.2
12.608250	24.66	---	60.00	35.34	1000.0	9.000	L1	ON	19.5
13.024500	---	22.42	50.00	27.58	1000.0	9.000	L1	ON	19.5

N Line

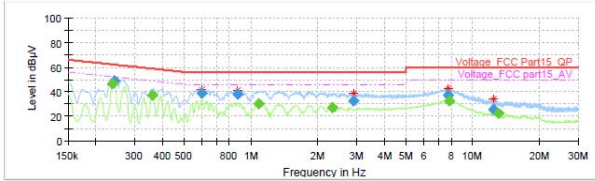


Final Result

Frequency (MHz)	QuasiPeak (dBµV)	Average (dBµV)	Limit (dBµV)	Margin (dB)	Meas. Time (ms)	Bandwidth (kHz)	Line	Filter	Corr. (dB)
0.240000	---	46.28	52.10	5.82	1000.0	9.000	N	ON	19.1
0.246750	46.38	---	61.87	15.48	1000.0	9.000	N	ON	19.1
0.339000	---	38.29	49.23	10.93	1000.0	9.000	N	ON	19.2
0.602250	38.83	---	56.00	17.17	1000.0	9.000	N	ON	19.3
0.836250	---	30.88	46.00	15.12	1000.0	9.000	N	ON	19.2
0.876750	37.75	---	56.00	18.25	1000.0	9.000	N	ON	19.2
2.067000	34.65	---	56.00	21.35	1000.0	9.000	N	ON	19.1
2.307750	---	27.81	46.00	18.19	1000.0	9.000	N	ON	19.0
7.766250	38.62	---	60.00	21.38	1000.0	9.000	N	ON	19.2
7.809000	---	33.26	50.00	16.74	1000.0	9.000	N	ON	19.2
12.912000	28.88	---	60.00	31.12	1000.0	9.000	N	ON	19.5
13.026750	---	24.41	50.00	25.59	1000.0	9.000	N	ON	19.5

802.11n(HT40), Channel No.: 3

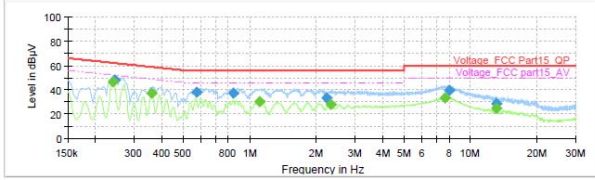
L Line



Final Result

Frequency (MHz)	QuasiPeak (dBµV)	Average (dBµV)	Limit (dBµV)	Margin (dB)	Meas. Time (ms)	Bandwidth (kHz)	Line	Filter	Corr. (dB)
0.237750	---	46.18	52.17	5.99	1000.0	9.000	L1	ON	19.1
0.242250	48.46	---	62.02	13.56	1000.0	9.000	L1	ON	19.1
0.359250	---	37.27	48.75	11.47	1000.0	9.000	L1	ON	19.2
0.597750	39.12	---	56.00	16.88	1000.0	9.000	L1	ON	19.3
0.874500	37.79	---	56.00	18.21	1000.0	9.000	L1	ON	19.2
1.079250	---	29.92	46.00	16.08	1000.0	9.000	L1	ON	19.2
2.332500	---	27.34	46.00	18.66	1000.0	9.000	L1	ON	19.0
2.901750	32.27	---	56.00	23.73	1000.0	9.000	L1	ON	19.1
7.761750	37.57	---	60.00	22.43	1000.0	9.000	L1	ON	19.2
7.865250	---	32.51	50.00	17.49	1000.0	9.000	L1	ON	19.2
12.450750	25.57	---	60.00	34.43	1000.0	9.000	L1	ON	19.4
13.026750	---	22.45	50.00	27.55	1000.0	9.000	L1	ON	19.5

N Line



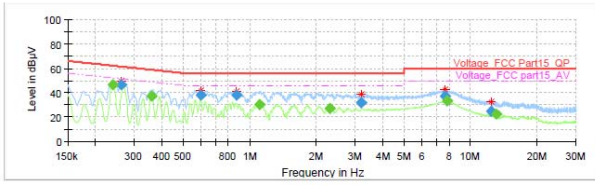
Final Result

Frequency (MHz)	QuasiPeak (dBµV)	Average (dBµV)	Limit (dBµV)	Margin (dB)	Meas. Time (ms)	Bandwidth (kHz)	Line	Filter	Corr. (dB)
0.240000	---	46.15	52.10	5.95	1000.0	9.000	N	ON	19.1
0.244500	47.95	---	61.94	13.99	1000.0	9.000	N	ON	19.1
0.359250	---	37.08	48.75	11.67	1000.0	9.000	N	ON	19.2
0.573000	37.88	---	56.00	18.12	1000.0	9.000	N	ON	19.3
0.843000	37.46	---	56.00	18.54	1000.0	9.000	N	ON	19.2
1.113000	---	29.97	46.00	16.03	1000.0	9.000	N	ON	19.2
2.235750	33.21	---	56.00	22.79	1000.0	9.000	N	ON	19.1
2.334750	---	27.67	46.00	18.33	1000.0	9.000	N	ON	19.0
7.878500	---	33.32	50.00	16.68	1000.0	9.000	N	ON	19.2
7.998000	39.20	---	60.00	20.80	1000.0	9.000	N	ON	19.2
13.024500	---	24.60	50.00	25.40	1000.0	9.000	N	ON	19.5
13.024500	29.07	---	60.00	30.93	1000.0	9.000	N	ON	19.5



802.11n(HT40), Channel No.: 6

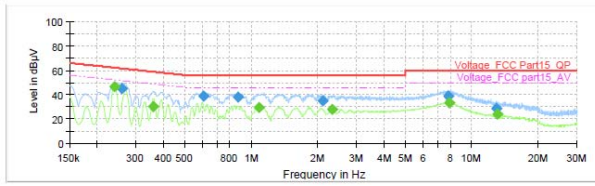
L Line



Final Result

Table with 11 columns: Frequency (MHz), QuasiPeak (dBµV), Average (dBµV), Limit (dBµV), Margin (dB), Meas. Time (ms), Bandwidth (kHz), Line, Filter, Corr. (dB). Contains 15 rows of test data for L Line.

N Line

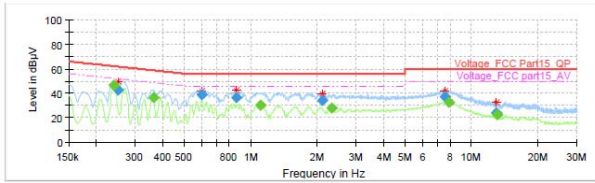


Final Result

Table with 11 columns: Frequency (MHz), QuasiPeak (dBµV), Average (dBµV), Limit (dBµV), Margin (dB), Meas. Time (ms), Bandwidth (kHz), Line, Filter, Corr. (dB). Contains 15 rows of test data for N Line.

802.11n(HT40), Channel No.: 9

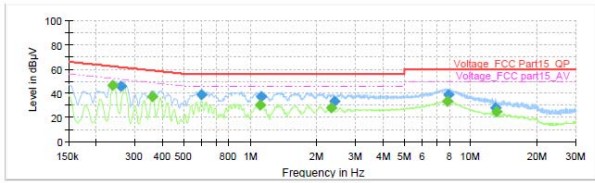
L Line



Final Result

Table with 11 columns: Frequency (MHz), QuasiPeak (dBµV), Average (dBµV), Limit (dBµV), Margin (dB), Meas. Time (ms), Bandwidth (kHz), Line, Filter, Corr. (dB). Contains 15 rows of test data for L Line.

N Line



Final Result

Table with 11 columns: Frequency (MHz), QuasiPeak (dBµV), Average (dBµV), Limit (dBµV), Margin (dB), Meas. Time (ms), Bandwidth (kHz), Line, Filter, Corr. (dB). Contains 15 rows of test data for N Line.

6. Main Test Instruments

Name	Type	Manufacturer	Serial Number	Calibration Date	Expiration Time
Spectrum Analyzer	FSV30	R&S	100815	2016-12-16	2017-12-15
EMI Test Receiver	ESCI	R&S	100948	2016-06-01	2017-05-31
TRILOG Broadband Antenna	VULB 9163	Schwarzbeck	9163-201	2014-12-06	2017-12-05
Double Ridged Waveguide Horn Antenna	HF907	R&S	100126	2014-12-06	2017-12-05
Loop Antenna	FMZB1519	SCHWARZBECK	1519-047	2017-02-18	2020-02-17
Standard Gain Horn	3160-09	ETS-Lindgren	00102644	2015-01-30	2018-01-29
EMI Test Receiver	ESCS30	R&S	100138	2016-06-01	2017-05-31
LISN	ENV216	R&S	101171	2016-12-17	2019-12-16
Spectrum Analyzer	N9010A	Agilent	MY47191109	2016-05-21	2017-05-20
RF Cable	SMA 15cm	Agilent	0001	2017-04-03	2017-07-02

*****END OF REPORT *****

ANNEX A: EUT Appearance and Test Setup

A.1 EUT Appearance




a: EUT




b:Adapter

Picture 1 EUT and Accessory

A.2 Test Setup



30M Hz-1GHz



Above 1GHz

Picture 2 Radiated Emission Test Setup



Picture 3 Conducted Emission Test Setup