



## Appendix D. Photo documentation

<b>Table of contents</b>
Test Facility
Test Positions
Liquid depth

## Test Facility

Photo 1: Measurement System DASY 5



**Test Positions**

Photo 2: Front View



Photo 3: Rear View



Photo 4: Front Side 5mm



Photo 5: Rear Side 5mm



Photo 6: Left Side 5mm



Photo 7: Right Side 5mm



**Liquid depth**

Photo 9: MSL835MHz depth (15.2cm)




Photo 10: MSL1800MHz depth (15.2cm)




Photo 11: MSL1900MHz depth (15.1cm)




Photo 12: MSL750MHz depth (15.2cm)

