

# FCC EMC Test Report

## FCC ID: QISDUB-LX3

**Project No.** : 1811C039  
**Equipment** : Smart Phone  
**Test Model** : DUB-LX3  
**Series Model** : N/A  
**Applicant** : Huawei Technologies Co., Ltd.  
**Address** : Administration Building, Headquarters of Huawei Technologies Co., Ltd., Bantian, Longgang District, Shenzhen, 518129, P.R.C

**Date of Receipt** : Nov. 09, 2018  
**Date of Test** : Nov. 09, 2018 ~ Nov. 13, 2018  
**Issued Date** : Nov. 26, 2018  
**Tested by** : BTL Inc.

**Testing Engineer** : Simon Ling  
(Simon Li)

**Technical Manager** : Bill Zhang  
(Bill Zhang)

**Authorized Signatory** : Steven Lu  
(Steven Lu)

# **B T L I N C .**

No.3, Jinshagang 1st Road, Shixia, Dalang Town, Dongguan,  
Guangdong, China.

TEL: +86-769-8318-3000 FAX: +86-769-8319-6000



Certificate #5123.02

**Declaration**

**BTL** represents to the client that testing is done in accordance with standard procedures as applicable and that test instruments used has been calibrated with standards traceable to international standard(s) and/or national standard(s).

**BTL's** reports apply only to the specific samples tested under conditions. It is manufacture's responsibility to ensure that additional production units of this model are manufactured with the identical electrical and mechanical components. **BTL** shall have no liability for any declarations, inferences or generalizations drawn by the client or others from **BTL** issued reports.

The report must not be used by the client to claim product certification, approval, or endorsement by A2LA, NIST, or any agency of the U.S. Government.

This report is the confidential property of the client. As a mutual protection to the clients, the public and ourselves, the test report shall not be reproduced, except in full, without our written approval.

**BTL's** laboratory quality assurance procedures are in compliance with the **ISO Guide 17025** requirements, and accredited by the conformity assessment authorities listed in this test report.

**BTL** is not responsible for the sampling stage, so the results only apply to the sample as received.

The information, data and test plan are provided by manufacturer, so it is manufacturer's responsibility to ensure that the apparatus meets the essential requirements in all the possible configurations as representative of its intended use.

**Limitation**

For the use of the authority's logo is limited unless the Test Standard(s)/Scope(s)/Item(s) mentioned in this test report is (are) included in the conformity assessment authorities acceptance respective.

<b>Table of Contents</b>	<b>Page</b>
<b>REPORT ISSUED HISTORY</b>	<b>4</b>
<b>1 . CERIFICATION</b>	<b>5</b>
<b>2 . SUMMARY OF TEST RESULTS</b>	<b>6</b>
2.1 TEST FACILITY	7
2.2 MEASUREMENT UNCERTAINTY	7
<b>3 . GENERAL INFORMATION</b>	<b>8</b>
3.1 GENERAL DESCRIPTION OF EUT	8
3.2 DESCRIPTION OF TEST MODES	10
3.3 EUT OPERATING CONDITIONS	11
3.4 BLOCK DIAGRAM SHOWING THE CONFIGURATION OF SYSTEM TESTED	12
3.5 DESCRIPTION OF SUPPORT UNITS	14
<b>4 . EMC EMISSION TEST</b>	<b>15</b>
4.1 CONDUCTED EMISSION MEASUREMENT	15
4.1.1 POWER LINE CONDUCTED EMISSION	15
4.1.2 MEASUREMENT INSTRUMENTS LIST	15
4.1.3 TEST PROCEDURE	16
4.1.4 DEVIATION FROM TEST STANDARD	16
4.1.5 TEST SETUP	16
4.1.6 TEST RESULTS	16
4.2 RADIATED EMISSION MEASUREMENT	29
4.2.1 LIMITS OF RADIATED EMISSION MEASUREMENT	29
4.2.2 MEASUREMENT INSTRUMENTS LIST	30
4.2.3 TEST PROCEDURE	31
4.2.4 DEVIATION FROM TEST STANDARD	31
4.2.5 TEST SETUP	32
4.2.6 TEST RESULTS-BELOW 1 GHZ	32
4.2.7 TEST RESULTS-ABOVE 1 GHZ	45

### REPORT ISSUED HISTORY

Report Version	Description	Issued Date
R00	Original Issue.	Nov. 23, 2018
R01	Updated the software version which does not affect the test results.	Nov. 26, 2018

## 1. CERIFICATION

Equipment : Smart Phone  
Brand Name : HUAWEI  
Test Model : DUB-LX3  
Series Model : N/A  
Applicant : Huawei Technologies Co., Ltd.  
Manufacturer : Huawei Technologies Co., Ltd.  
Address : Administration Building, Headquarters of Huawei Technologies Co., Ltd.,  
Bantian, Longgang District, Shenzhen, 518129, P.R.C  
Factory : Huawei Technologies Co., Ltd.  
Address : Administration Building, Headquarters of Huawei Technologies Co., Ltd.,  
Bantian, Longgang District, Shenzhen, 518129, P.R.C  
Date of Test : Nov. 09, 2018 ~ Nov. 13, 2018  
Test Sample : Engineering Sample No.: D181110139, D181110138  
Standard(s) : FCC Part 15, Subpart B  
ANSI C63.4-2014

The above equipment has been tested and found compliance with the requirement of the relative standards by BTL Inc.

The test data, data evaluation, and equipment configuration contained in our test report (Ref No. BTL-FCCE-1-1811C039) were obtained utilizing the test procedures, test instruments, test sites that has been accredited by the Authority of A2LA according to the ISO-17025 quality assessment standard and technical standard(s).

## 2. SUMMARY OF TEST RESULTS

Test procedures according to the technical standard(s):

EMC Emission				
Standard(s)	Test Item	Limit	Judgment	Remark
FCC Part15, Subpart B ANSI C63.4-2014	Conducted Emission	Class B	PASS	
	Radiated emission Below 1 GHz	Class B	PASS	
	Radiated emission Above 1 GHz	Class B	PASS	NOTE(2)

**NOTE:**

- (1) "N/A" denotes test is not applicable to this device.
- (2) The EUT's max operating frequency is exceeds 108 MHz, so the test will be performed.

## 2.1 TEST FACILITY

The test facilities used to collect the test data in this report at the location of No.3, Jinshagang 1st Road, Shixia, Dalang Town, Dongguan, Guangdong, China.

BTL's test firm number for FCC: 854385

BTL's designation number for FCC: CN5020

## 2.2 MEASUREMENT UNCERTAINTY

Where relevant, the following measurement uncertainty levels have been estimated for tests performed on the EUT as specified in CISPR 16-4-2. The BTL measurement uncertainty is less than the CISPR 16-4-2  $U_{cispr}$  requirement.

The reported uncertainty of measurement  $y \pm U$ , where expanded uncertainty  $U$  is based on a standard uncertainty multiplied by a coverage factor of  $k=2$ , providing a level of confidence of approximately **95%**.

### A. Conducted Measurement :

Test Site	Method	Measurement Frequency Range	U, (dB)
DG-C01	CISPR	150 kHz ~ 30MHz	3.16

### B. Radiated Measurement

Test Site	Method	Measurement Frequency Range	Ant. H / V	U, (dB)
DG-CB08 (3m)	CISPR	30MHz ~ 200MHz	V	3.76
		30MHz ~ 200MHz	H	3.56
		200MHz ~ 1,000MHz	V	4.00
		200MHz ~ 1,000MHz	H	3.90

Test Site	Method	Measurement Frequency Range	U, (dB)
DG-CB08 (3m)	CISPR	1 ~ 6 GHz	4.02
		6 ~18 GHz	5.10

Note: Unless specifically mentioned, the uncertainty of measurement has not been taken into account to declare the compliance or non-compliance to the specification.

### 3. GENERAL INFORMATION

#### 3.1 GENERAL DESCRIPTION OF EUT

Equipment	Smart Phone
Brand Name	HUAWEI
Test Model	DUB-LX3
Series Model	N/A
Model Difference(s)	N/A
Software Version	DUB-LX3 8.2.0.107(C900)
Hardware Version	HL3DUBM
Power Source	1# DC voltage supplied from AC/DC adapter. 2# Supplied from battery. 3# Supplied from USB port.
Power Rating	1# I/P: 100-240V O/P: 5V  2A 2# DC 3.82V, 3900mAh 3# DC 5V

Note:

1. For a more detailed features description, please refer to the manufacturer's specifications or the user's manual.
- 2.

Mode		Work Frequency	
		Transmitt Frequency (MHz)	Receive Frequency (MHz)
GSM	GSM850	824-849	869-894
	DCS1900	1850-1910	1930-1990
UMTS	WCDMA Band II	1850-1910	1930-1990
	WCDMA Band IV	1710-1755	2110-2155
	WCDMA Band V	824-849	869-894
	LTE B2	1850-1910	1930-1990
	LTE B4	1710-1755	2110-2155
	LTE B5	824-849	869-894
	LTE B7	2500-2570	2620-2690
Bluetooth		2400-2483.5	
2.4GHz Wi-Fi		2412-2462	
GPS		N/A	1575.42MHz
BDS		N/A	1561.098MHz
GLONASS		N/A	1597-1607MHz
FM		N/A	76 MHz to 108MHz



3. The EUT contains following accessory devices.

Item	Manufacturer	Factory	Model	Description
Adapter	Huawei Technologies Co., Ltd.	SHENZHEN HUNTKEY ELECTRONICS CO., LTD.	HW-050200E01 HW-050200E02 HW-050200U01 HW-050200U02 HW-050200A01 HW-050200A02 HW-050200B01 HW-050200B02	I/P:100-240V O/P:5V  2A
		Dongguan Phitek Electronics CO.,Ltd.	HW-050200E01 HW-050200E02 HW-050200U01 HW-050200U02 HW-050200A01 HW-050200A02 HW-050200B01	
		HUIZHOU BYD ELECTRONIC CO., LTD.	HW-050200E01 HW-050200E02 HW-050200U01 HW-050200U02 HW-050200A01 HW-050200A02 HW-050200B01 HW-050200B02	
		Salcomp (Shenzhen) CO., LTD.	HW-050200E02 HW-050200U02 HW-050200A02 HW-050200B02	
Battery	Huawei Technologies Co., Ltd.	Huizhou Desay Battery Co., Ltd.	HB406689ECW	DC 3.82V, 3900mAh
		SCUD (FUJIAN) Electronics Co., Ltd.		
Earphone	-	Jiangxi Lianchuang Hongsheng Electronic Co. ,LTD.	MEND1532B528A02	-
			MEMD1532B528000	
		Boluo County Quancheng Electronic Co.,ltd.	1293-3283-3.5mm-322	
			1293#+3283# 3.5MM-150	
USB Cable	-	HONGLIN TECHNOLOGY CO., LTD.	130-26669	-
		FOXCONN INTERCONNECT TECHNOLOGY LIMITED	CUBB01M-HC304-DH	

		NingBo Broad Telecommunication Co., Ltd.	WA0001	
		LuXshare	L99U2017-CS-H	

### 3.2 DESCRIPTION OF TEST MODES

To investigate the maximum EMI emission characteristics generated from EUT, the test system was pre-scanning tested base on the consideration of following EUT operation mode or test configuration mode which possible have effect on EMI emission level. Each of these EUT operation mode(s) or test configuration mode(s) mentioned above was evaluated respectively.

Pretest Mode	Description
Mode 1	Adapter+ Idle+Playing+Speaker
Mode 2	Adapter+ Idle+Playing+earphone
Mode 3	Adapter+Idle+2.4G WIFI+BT+GPS+Camera on(Front)
Mode 4	Adapter+Idle+2.4G WIFI+BT+GPS+Camera on(Rear)
Mode 5	Adapter+Traffic(GSM)
Mode 6	Adapter+Traffic(WCDMA)
Mode 7	Adapter+Traffic(LTE)
Mode 8	FM 88MHz
Mode 9	FM 98MHz
Mode 10	FM 108MHz
Mode 11	USB Copy + Idle

For Conducted Test	
Final Test Mode	Description
Mode 1	Adapter+ Idle+Playing+Speaker
Mode 2	Adapter+ Idle+Playing+earphone
Mode 3	Adapter+Idle+2.4G WIFI+BT+GPS+Camera on(Front)
Mode 7	Adapter+Traffic(LTE)
Mode 9	FM 98MHz
Mode 11	USB Copy + Idle

For Radiated Test	
Final Test Mode	Description
Mode 1	Adapter+ Idle+Playing+Speaker
Mode 2	Adapter+ Idle+Playing+earphone
Mode 3	Adapter+Idle+2.4G WIFI+BT+GPS+Camera on(Front)
Mode 7	Adapter+Traffic(LTE)
Mode 9	FM 98MHz
Mode 11	USB Copy + Idle

Evaluation description:

1. The Mode 1-11 had been pretest, found the Mode 1,2,3,7,9,11 is the worst case and record in this report.
2. Mode1: Test adapter for all parts of different manufacturers and different models. the worst data is :

Adapter	BYD (HW-050200E02)
Battery	SCUD
USB Cable	HONGLIN (130-26669)

3. Mode 2: Test the parts of earphone of different manufacturers, and found the Lianchuang (MEND1532B528A02) is the worst case and record in report.
4. Mode 11: Test the USB Cable of different manufacturers, and found the HONGLIN TECHNOLOGY CO., LTD.(130-26669), is the worst case and record in report.

**3.3 EUT OPERATING CONDITIONS**

The EUT exercise program used during radiated and/or conducted emission measurement was designed to exercise the various system components in a manner similar to a typical use. The standard test signals and output signal as following:

1. Mode 1-10:
  1. EUT connected to earphone via earphone cable.
  2. EUT connected to adapter via DC cable.
  3. EUT connected to wireless router via WiFi function.
  4. EUT connected to bluetooth earphone via BT function.
  5. EUT connected to wireless communication test SET via radio signal (GSM/WCDMA).
  6. EUT connected to GPS signal generator via radio signal (GPS).
  7. EUT connected to wideband radio communication tester via radio signal (LTE).
  8. EUT connected to FM stereo FM-AM signal generator via radio signal (FM).

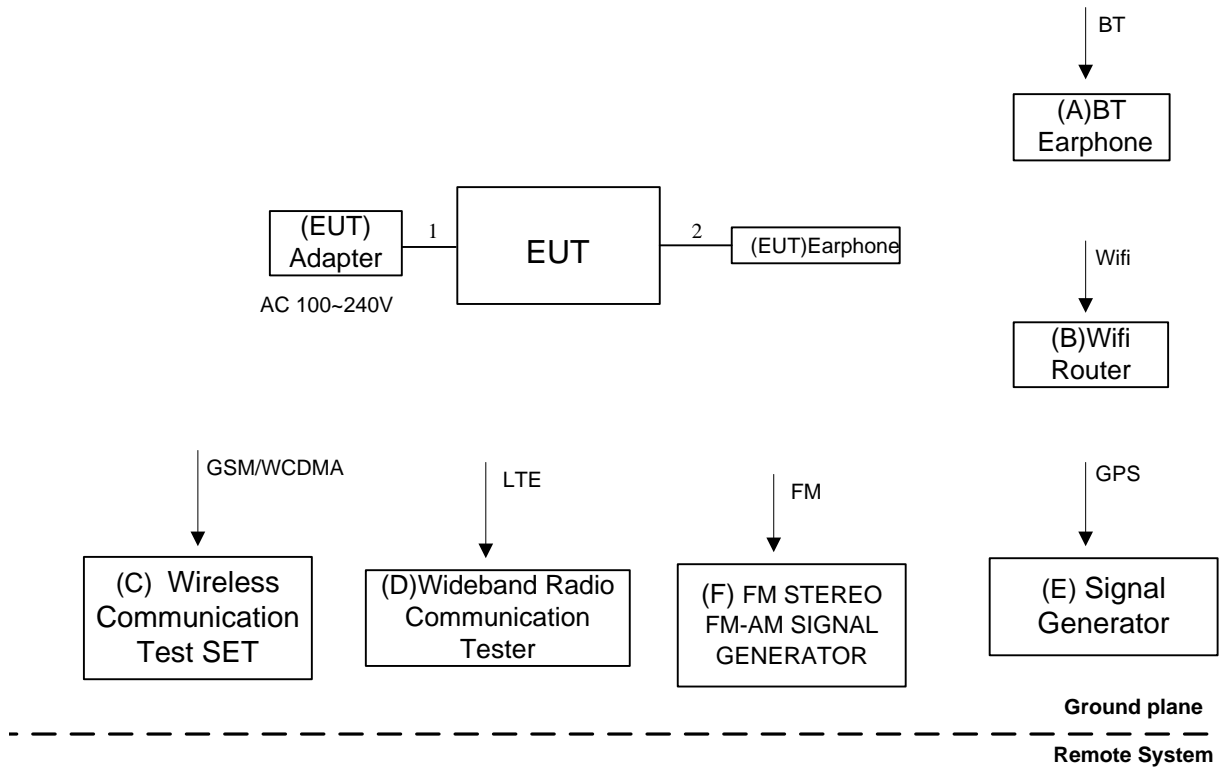
Mode 11:

1. Send "H" pattern to video port device (Monitor).
2. Send " H " pattern to parallel port device (Printer).
3. Send " H " pattern to serial port device (Modem).
4. EUT connected to PC via USB cable, for data transmission.
5. Repeated from 1 to 4 continuously.

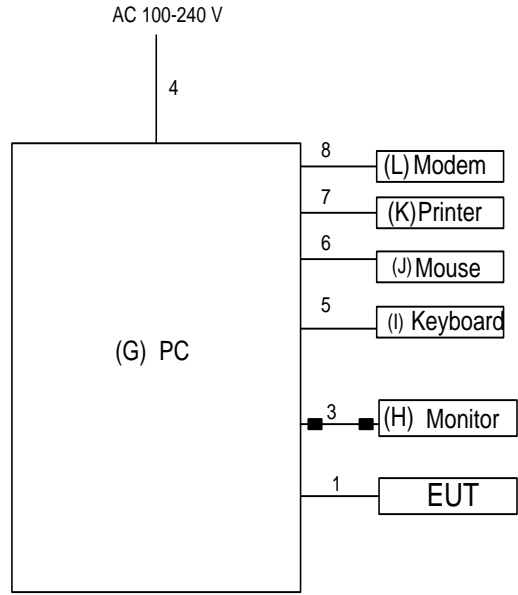
As the keyboard and mouse are strictly input devices, no data is transmitted to (from) them during test. They are, however, continuously scanned for data input activity.

**3.4 BLOCK DIAGRAM SHOWING THE CONFIGURATION OF SYSTEM TESTED**

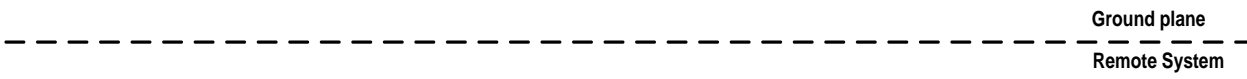
**Mode 1-10**



**Mode11**



■ Ferrite core



### 3.5 DESCRIPTION OF SUPPORT UNITS

The EUT has been tested as an independent unit together with other necessary accessories or support units. The following support units or accessories were used to form a representative test configuration during the tests.

Item	Equipment	Mfr/Brand	Model/Type No.	FCC ID	Series No.
A	BT earphone	MICROKIA	M9	N/A	N/A
B	Wireless router	ASUS	RT-AC66U	MSQ-RTAC66U	E8ICGG000138
C	Wireless Communication Test SET	Agilent	(8960 Series)	N/A	MY48364183
D	Wideband Radio Communication Tester	RS	CMW500	N/A	122125
E	Signal Generator	Agilent	E4438C	N/A	MY49071316
F	FM STEREO FM-AM SIGNAL GENERATOR	KENWOOD	SG-5110	DOC	HR1010099
G	PC	Dell	DCSM	DOC	G7K832X
H	Monitor	Dell	E177FPc	DOC	CNOFJ179-64180-6AG-1WNS
I	Keyboard	Dell	L100	DOC	CNORH6596589071T08NE
J	Mouse	Dell	MO56UOA	DOC	FQJ000BS
K	Printer	SII	DPU-414	DOC	3018507 B
L	Modem	ACEEX	DM-1414V	IFAXDM1414	603002131

Item	Shielded Type	Ferrite Core	Length	Note
1	YES	NO	1m	USB Cable
2	NO	NO	1m	Earphone Cable
3	YES	YES	1.8m	D-SUB Cable
4	NO	NO	1.8m	AC Cable
5	YES	NO	1.8m	USB Cable
6	YES	NO	1.8m	USB Cable
7	YES	NO	1.8m	Parallel cable
8	YES	NO	1.8m	RS232 cable

## 4. EMC EMISSION TEST

### 4.1 CONDUCTED EMISSION MEASUREMENT

#### 4.1.1 POWER LINE CONDUCTED EMISSION (FREQUENCY RANGE 150KHZ-30MHZ)

FREQUENCY (MHz)	Class B (dBuV)	
	Quasi-peak	Average
0.15 - 0.5	66□- 56 *	56 - 46 *
0.50 - 5.0	56.00	46.00
5.0 - 30.0	60.00	50.00

Note:

- (1) The tighter limit applies at the band edges.
- (2) The limit of " \* " marked band means the limitation decreases linearly with the logarithm of the frequency in the range.
- (3) The test result calculated as following:  
 Measurement Value = Reading Level + Correct Factor  
 Correct Factor = Insertion Loss + Cable Loss + Attenuator Factor(if use)  
 Margin Level = Measurement Value - Limit Value

#### 4.1.2 MEASUREMENT INSTRUMENTS LIST

Item	Kind of Equipment	Manufacturer	Type No.	Serial No.	Calibrated until
1	Measurement Software	Farad	EZ-EMC Ver.NB-03A 1-01	N/A	N/A
2	50Ω Terminator	SHX	TF2-3G-A	08122901	Mar. 11, 2019
3	TWO-LINE V-NETWORK	R&S	ENV216	100526	Mar. 11, 2019
4	EMI Test Receiver	R&S	ESR3	101862	Aug. 11, 2019
5	Artificial-Mains Network	SCHWARZBECK	NSLK 8127	8127685	Jun. 25, 2019
6	Cable	N/A	RG400 12m	N/A	Mar. 23, 2019

Remark: "N/A" denotes no model name, serial no. or calibration specified.  
 All calibration period of equipment list is one year.

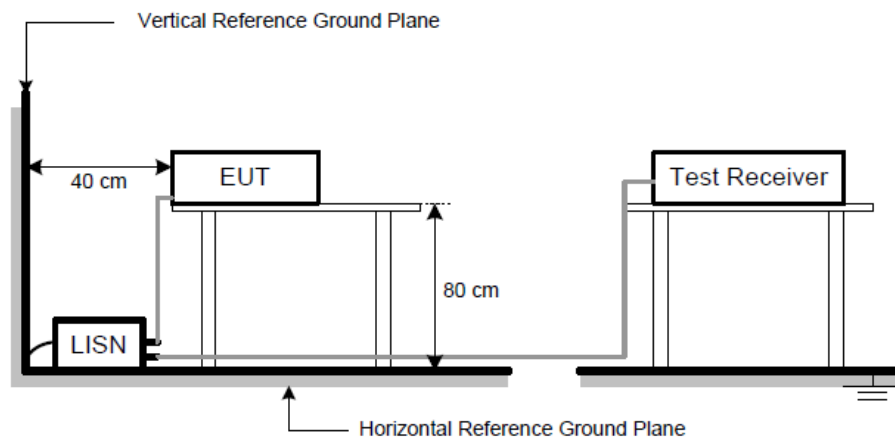
### 4.1.3 TEST PROCEDURE

- a. The EUT was placed 0.8 meters from the horizontal ground plane with EUT being connected to the power mains through a line impedance stabilization network (LISN). All other support equipments powered from additional LISN(s). The LISN provide 50 Ohm/ 50uH of coupling impedance for the measuring instrument.
- b. Interconnecting cables that hang closer than 40 cm to the ground plane shall be folded back and forth in the center forming a bundle 30 to 40 cm long.
- c. I/O cables that are not connected to a peripheral shall be bundled in the center. The end of the cable may be terminated, if required, using the correct terminating impedance. The overall length shall not exceed 1 m.
- d. LISN at least 80 cm from nearest part of EUT chassis.
- e. For the actual test configuration, please refer to the related Item –EUT Test Photos.
- f. First the whole spectrum of emission caused by equipment under test(EUT) is recorded with Detector set to peak. Peak value recorded in table if the margin from QP Limit is larger than 2dB, otherwise, QP value is recorded, Measuring frequency range from 150KHz to 30MHz.

### 4.1.4 DEVIATION FROM TEST STANDARD

No deviation

### 4.1.5 TEST SETUP



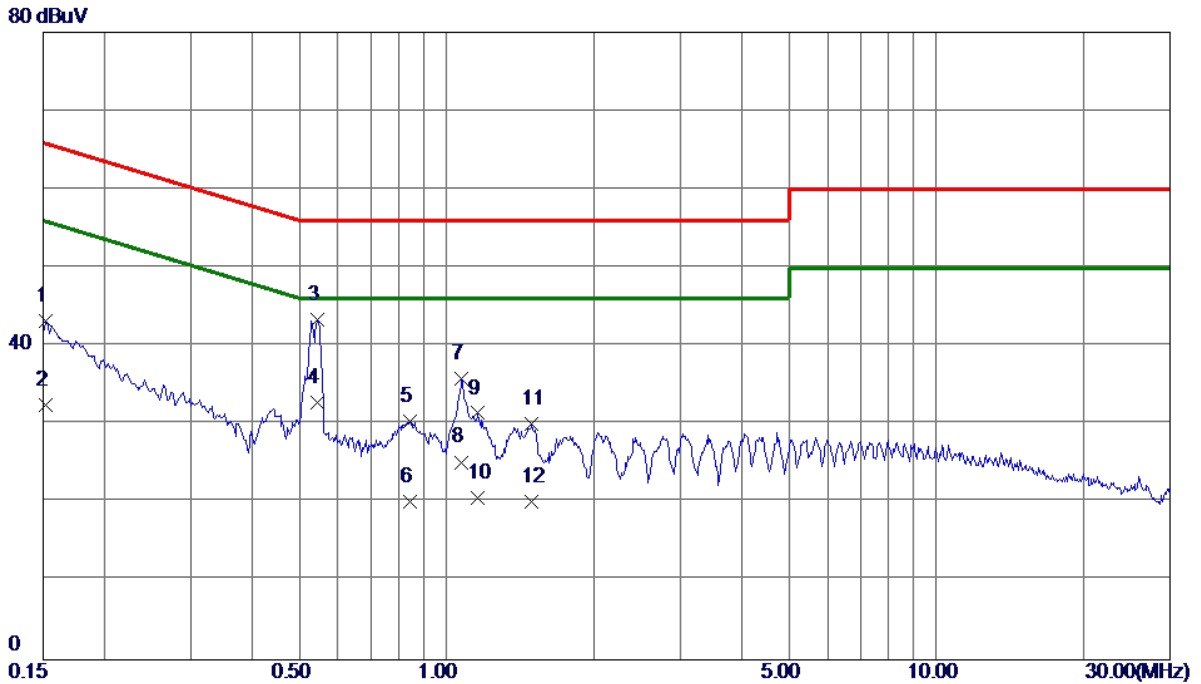
### 4.1.6 TEST RESULTS

Remark

- (1) Reading in which marked as QP means measurements by using are Quasi-Peak Mode with Detector BW=9 kHz; SPA setting in RBW=10 kHz, VBW =10 kHz, Swp. Time = 0.3 sec./MHz. Reading in which marked as AV means measurements by using are Average Mode with instrument setting in RBW=10 kHz, VBW=10 kHz, Swp. Time =0.3 sec./MHz.
- (2) All readings are QP Mode value unless otherwise stated AVG in column of 『Note』. If the QP Mode Measured value compliance with the QP Limits and lower than AVG Limits, the EUT shall be deemed to meet both QP & AVG Limits and then only QP Mode was measured, but AVG Mode didn't perform. In this case, a “ \* ” marked in AVG Mode column of Interference Voltage Measured.

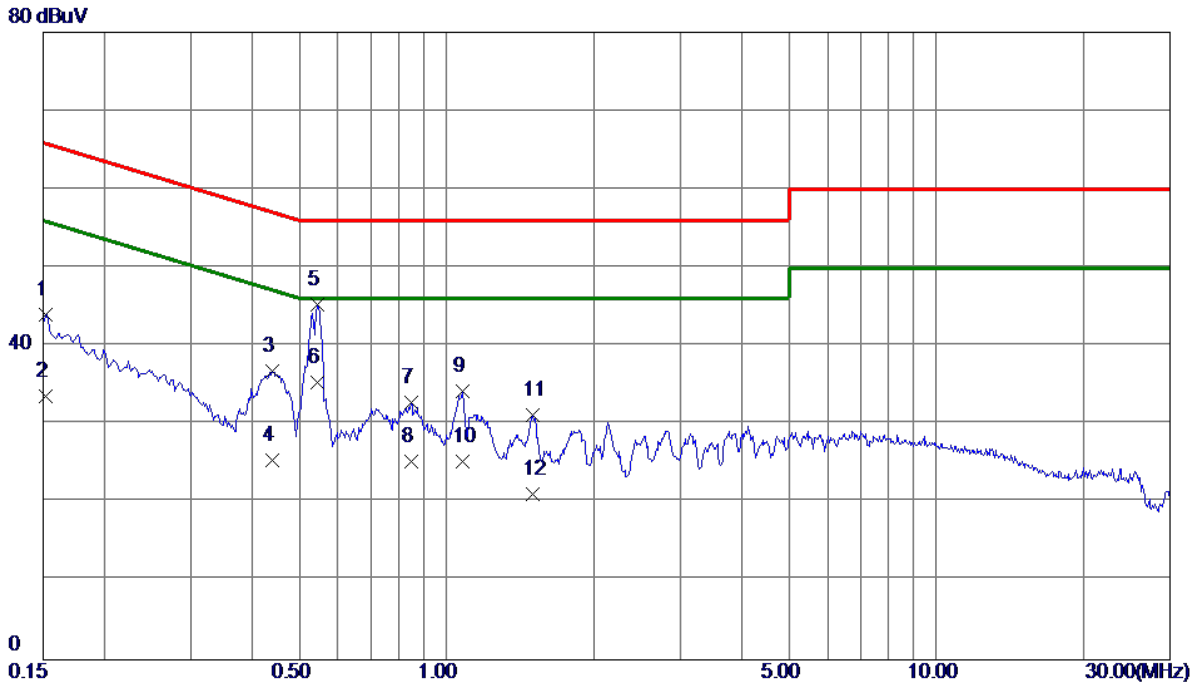


EUT	Smart Phone	Model Name	DUB-LX3
Temperature	25°C	Relative Humidity	53%
Test Voltage	AC 120V/60Hz	Phase	Line
Test Mode	Adapter+ Idle+Playing+Speaker		
Test Engineer	Simon		



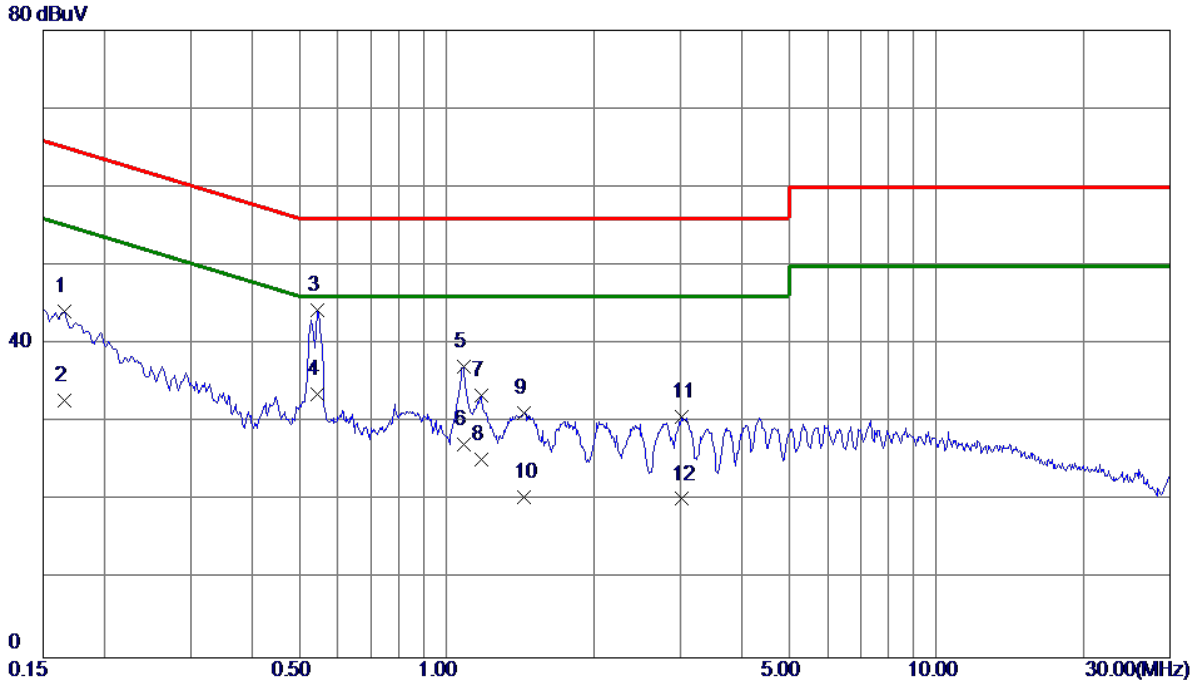
No.	Freq. MHz	Reading Level dBuV	Correct Factor dB	Measure ment dBuV	Limit dBuV	Margin dB	Detector
1	0.1522	33.40	9.82	43.22	65.88	-22.66	QP
2	0.1522	22.73	9.82	32.55	55.88	-23.33	AVG
3 *	0.5437	33.54	9.88	43.42	56.00	-12.58	QP
4	0.5437	22.86	9.88	32.74	46.00	-13.26	AVG
5	0.8407	20.45	9.91	30.36	56.00	-25.64	QP
6	0.8407	10.30	9.91	20.21	46.00	-25.79	AVG
7	1.0747	25.88	9.93	35.81	56.00	-20.19	QP
8	1.0747	15.27	9.93	25.20	46.00	-20.80	AVG
9	1.1601	21.51	9.93	31.44	56.00	-24.56	QP
10	1.1601	10.64	9.93	20.57	46.00	-25.43	AVG
11	1.4888	20.12	9.95	30.07	56.00	-25.93	QP
12	1.4888	10.15	9.95	20.10	46.00	-25.90	AVG

EUT	Smart Phone	Model Name	DUB-LX3
Temperature	25°C	Relative Humidity	53%
Test Voltage	AC 120V/60Hz	Phase	Neutral
Test Mode	Adapter+ Idle+Playing+Speaker		
Test Engineer	Simon		



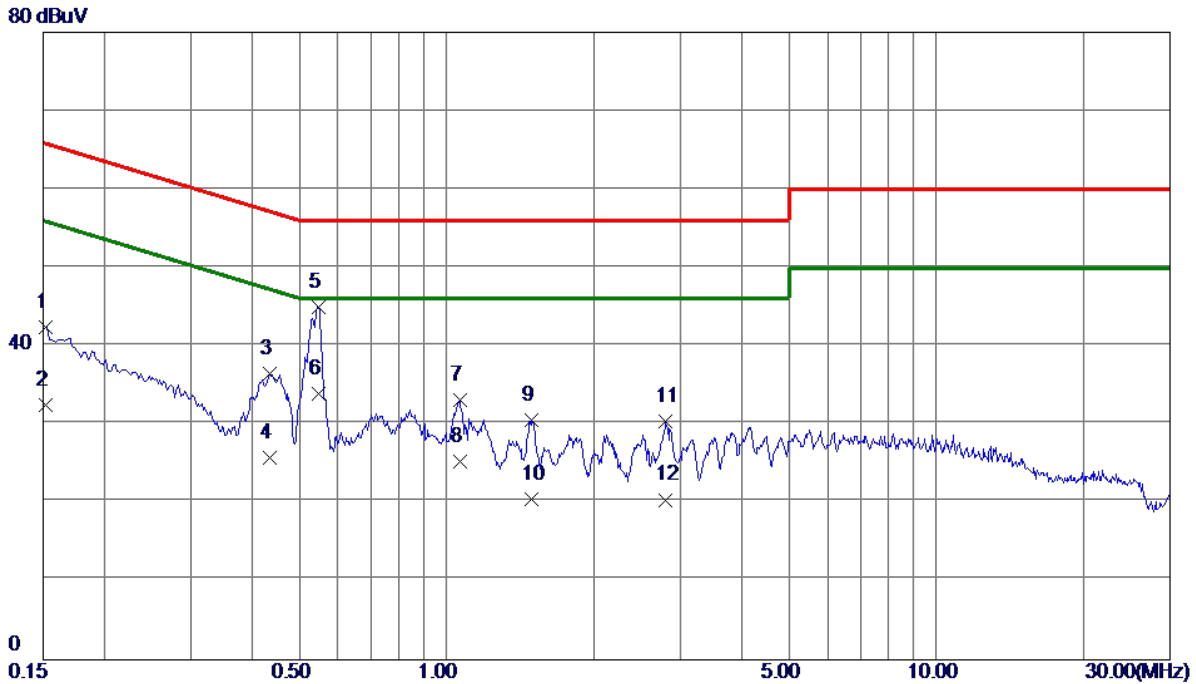
No.	Freq. MHz	Reading Level dBuV	Correct Factor dB	Measurement dBuV	Limit dBuV	Margin dB	Detector
1	0.1522	34.16	9.91	44.07	65.88	-21.81	QP
2	0.1522	23.76	9.91	33.67	55.88	-22.21	AVG
3	0.4402	26.73	10.02	36.75	57.06	-20.31	QP
4	0.4402	15.41	10.02	25.43	47.06	-21.63	AVG
5 *	0.5437	35.27	10.03	45.30	56.00	-10.70	QP
6	0.5437	25.26	10.03	35.29	46.00	-10.71	AVG
7	0.8475	22.68	10.09	32.77	56.00	-23.23	QP
8	0.8475	15.17	10.09	25.26	46.00	-20.74	AVG
9	1.0770	24.09	10.13	34.22	56.00	-21.78	QP
10	1.0770	15.13	10.13	25.26	46.00	-20.74	AVG
11	1.4955	21.03	10.15	31.18	56.00	-24.82	QP
12	1.4955	10.90	10.15	21.05	46.00	-24.95	AVG

EUT	Smart Phone	Model Name	DUB-LX3
Temperature	25°C	Relative Humidity	53%
Test Voltage	AC 120V/60Hz	Phase	Line
Test Mode	Adapter+ Idle+Playing+earphone		
Test Engineer	Simon		



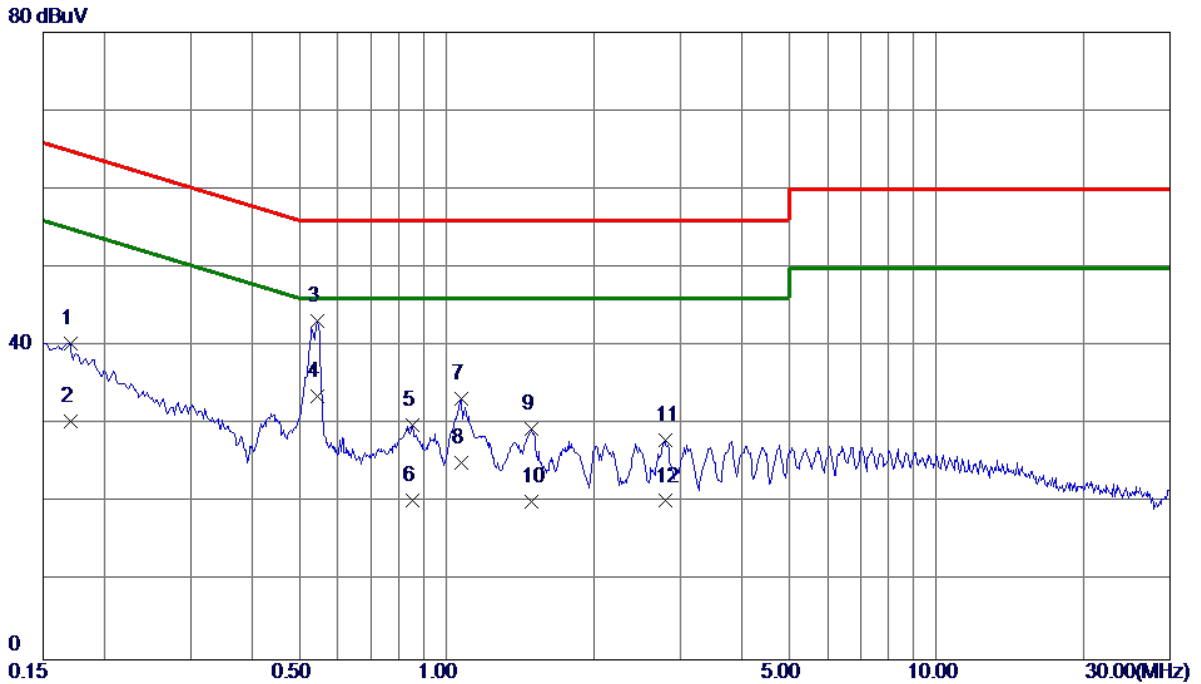
No.	Freq. MHz	Reading Level dBuV	Correct Factor dB	Measurement dBuV	Limit dBuV	Margin dB	Detector
1	0.1658	34.34	9.82	44.16	65.17	-21.01	QP
2	0.1658	22.95	9.82	32.77	55.17	-22.40	AVG
3 *	0.5460	34.50	9.88	44.38	56.00	-11.62	QP
4	0.5460	23.67	9.88	33.55	46.00	-12.45	AVG
5	1.0815	27.16	9.93	37.09	56.00	-18.91	QP
6	1.0815	17.24	9.93	27.17	46.00	-18.83	AVG
7	1.1760	23.45	9.93	33.38	56.00	-22.62	QP
8	1.1760	15.36	9.93	25.29	46.00	-20.71	AVG
9	1.4392	21.30	9.95	31.25	56.00	-24.75	QP
10	1.4392	10.52	9.95	20.47	46.00	-25.53	AVG
11	3.0120	20.66	10.06	30.72	56.00	-25.28	QP
12	3.0120	10.18	10.06	20.24	46.00	-25.76	AVG

EUT	Smart Phone	Model Name	DUB-LX3
Temperature	25°C	Relative Humidity	53%
Test Voltage	AC 120V/60Hz	Phase	Neutral
Test Mode	Adapter+ Idle+Playing+earphone		
Test Engineer	Simon		



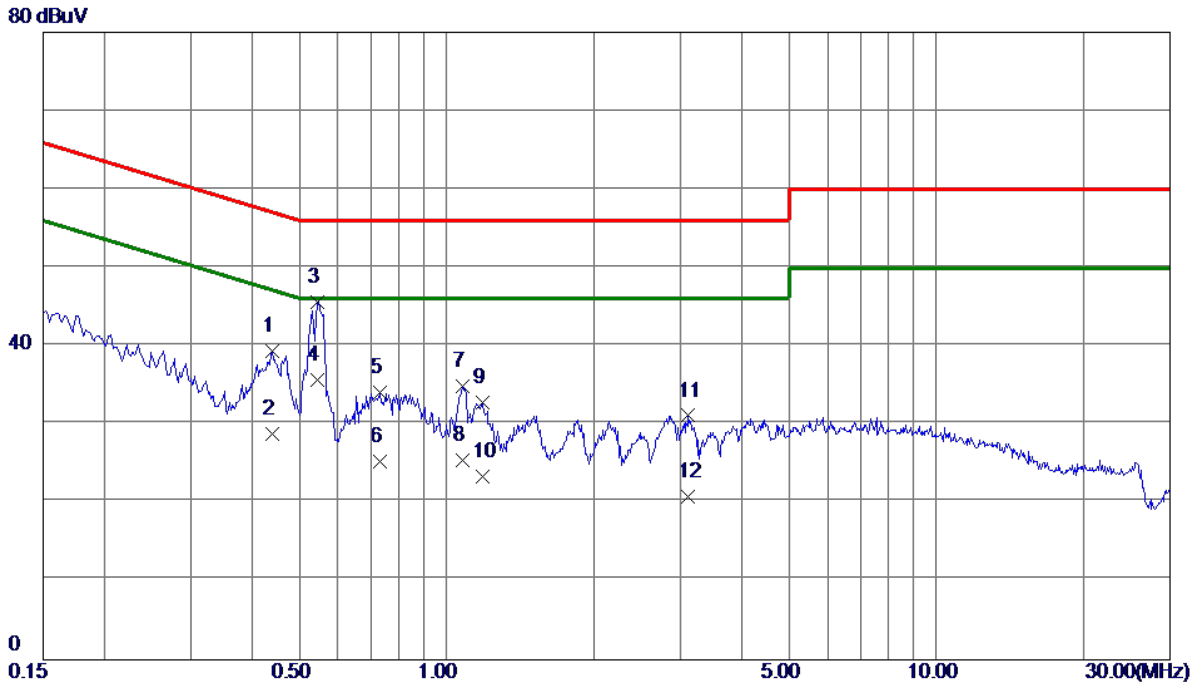
No.	Freq. MHz	Reading Level dBuV	Correct Factor dB	Measure ment dBuV	Limit dBuV	Margin dB	Detector
1	0.1522	32.52	9.91	42.43	65.88	-23.45	QP
2	0.1522	22.53	9.91	32.44	55.88	-23.44	AVG
3	0.4357	26.43	10.02	36.45	57.14	-20.69	QP
4	0.4357	15.75	10.02	25.77	47.14	-21.37	AVG
5 *	0.5482	34.95	10.03	44.98	56.00	-11.02	QP
6	0.5482	23.91	10.03	33.94	46.00	-12.06	AVG
7	1.0635	22.95	10.12	33.07	56.00	-22.93	QP
8	1.0635	15.14	10.12	25.26	46.00	-20.74	AVG
9	1.4888	20.39	10.15	30.54	56.00	-25.46	QP
10	1.4888	10.28	10.15	20.43	46.00	-25.57	AVG
11	2.7983	20.18	10.24	30.42	56.00	-25.58	QP
12	2.7983	10.16	10.24	20.40	46.00	-25.60	AVG

EUT	Smart Phone	Model Name	DUB-LX3
Temperature	25°C	Relative Humidity	53%
Test Voltage	AC 120V/60Hz	Phase	Line
Test Mode	Adapter+Idle+2.4G WIFI+BT+GPS+Camera on(Front)		
Test Engineer	Simon		



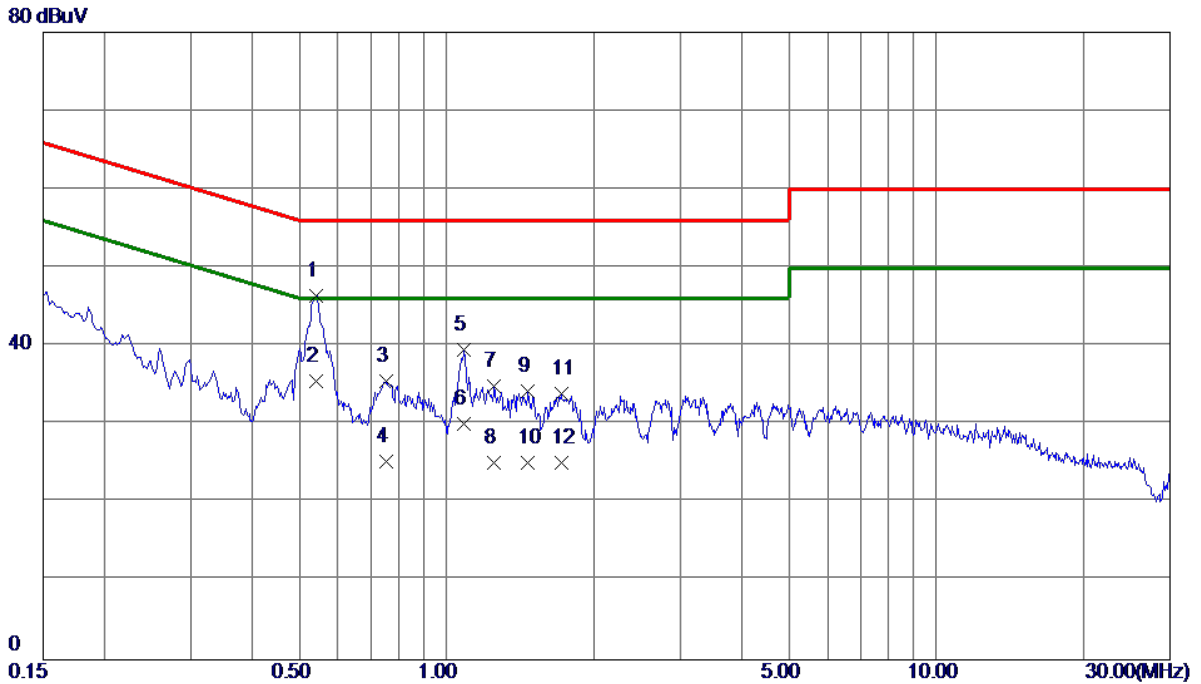
No.	Freq. MHz	Reading Level dBuV	Correct Factor dB	Measurement dBuV	Limit dBuV	Margin dB	Detector
1	0.1703	30.45	9.82	40.27	64.95	-24.68	QP
2	0.1703	20.56	9.82	30.38	54.95	-24.57	AVG
3	0.5460	33.32	9.88	43.20	56.00	-12.80	QP
4 *	0.5460	23.68	9.88	33.56	46.00	-12.44	AVG
5	0.8497	20.05	9.91	29.96	56.00	-26.04	QP
6	0.8497	10.43	9.91	20.34	46.00	-25.66	AVG
7	1.0702	23.29	9.92	33.21	56.00	-22.79	QP
8	1.0702	15.18	9.92	25.10	46.00	-20.90	AVG
9	1.4888	19.49	9.95	29.44	56.00	-26.56	QP
10	1.4888	10.27	9.95	20.22	46.00	-25.78	AVG
11	2.7938	17.90	10.05	27.95	56.00	-28.05	QP
12	2.7938	10.19	10.05	20.24	46.00	-25.76	AVG

EUT	Smart Phone	Model Name	DUB-LX3
Temperature	25°C	Relative Humidity	53%
Test Voltage	AC 120V/60Hz	Phase	Neutral
Test Mode	Adapter+Idle+2.4G WIFI+BT+GPS+Camera on(Front)		
Test Engineer	Simon		



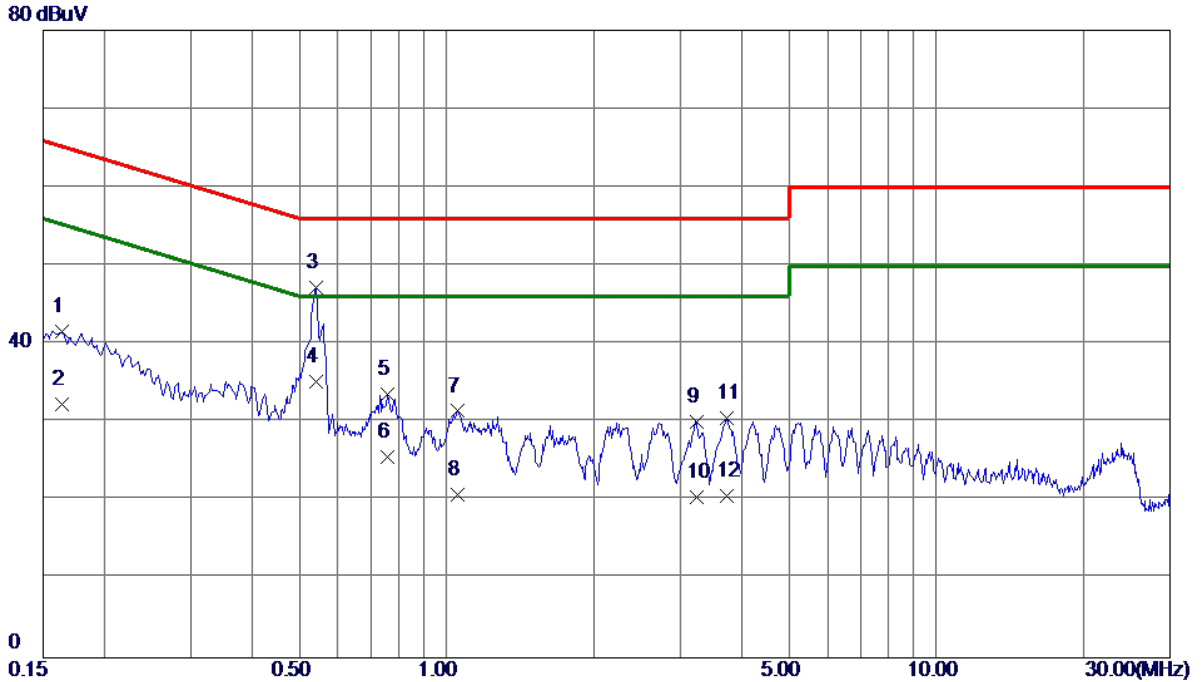
No.	Freq. MHz	Reading Level dBuV	Correct Factor dB	Measurement dBuV	Limit dBuV	Margin dB	Detector
1	0.4402	29.33	10.02	39.35	57.06	-17.71	QP
2	0.4402	18.72	10.02	28.74	47.06	-18.32	AVG
3	0.5460	35.56	10.03	45.59	56.00	-10.41	QP
4 *	0.5460	25.67	10.03	35.70	46.00	-10.30	AVG
5	0.7327	24.01	10.08	34.09	56.00	-21.91	QP
6	0.7327	15.15	10.08	25.23	46.00	-20.77	AVG
7	1.0792	24.74	10.13	34.87	56.00	-21.13	QP
8	1.0792	15.24	10.13	25.37	46.00	-20.63	AVG
9	1.1827	22.68	10.13	32.81	56.00	-23.19	QP
10	1.1827	13.26	10.13	23.39	46.00	-22.61	AVG
11	3.1110	20.86	10.26	31.12	56.00	-24.88	QP
12	3.1110	10.57	10.26	20.83	46.00	-25.17	AVG

EUT	Smart Phone	Model Name	DUB-LX3
Temperature	25°C	Relative Humidity	53%
Test Voltage	AC 120V/60Hz	Phase	Line
Test Mode	Adapter+Traffic(LTE)		
Test Engineer	Simon		



No.	Freq. MHz	Reading Level dBuV	Correct Factor dB	Measure ment dBuV	Limit dBuV	Margin dB	Detector
1 *	0.5415	36.55	9.88	46.43	56.00	-9.57	QP
2	0.5415	25.61	9.88	35.49	46.00	-10.51	AVG
3	0.7530	25.55	9.91	35.46	56.00	-20.54	QP
4	0.7530	15.42	9.91	25.33	46.00	-20.67	AVG
5	1.0859	29.57	9.93	39.50	56.00	-16.50	QP
6	1.0859	20.17	9.93	30.10	46.00	-15.90	AVG
7	1.2525	24.90	9.94	34.84	56.00	-21.16	QP
8	1.2525	15.23	9.94	25.17	46.00	-20.83	AVG
9	1.4640	24.31	9.95	34.26	56.00	-21.74	QP
10	1.4640	15.18	9.95	25.13	46.00	-20.87	AVG
11	1.7115	23.97	9.97	33.94	56.00	-22.06	QP
12	1.7115	15.10	9.97	25.07	46.00	-20.93	AVG

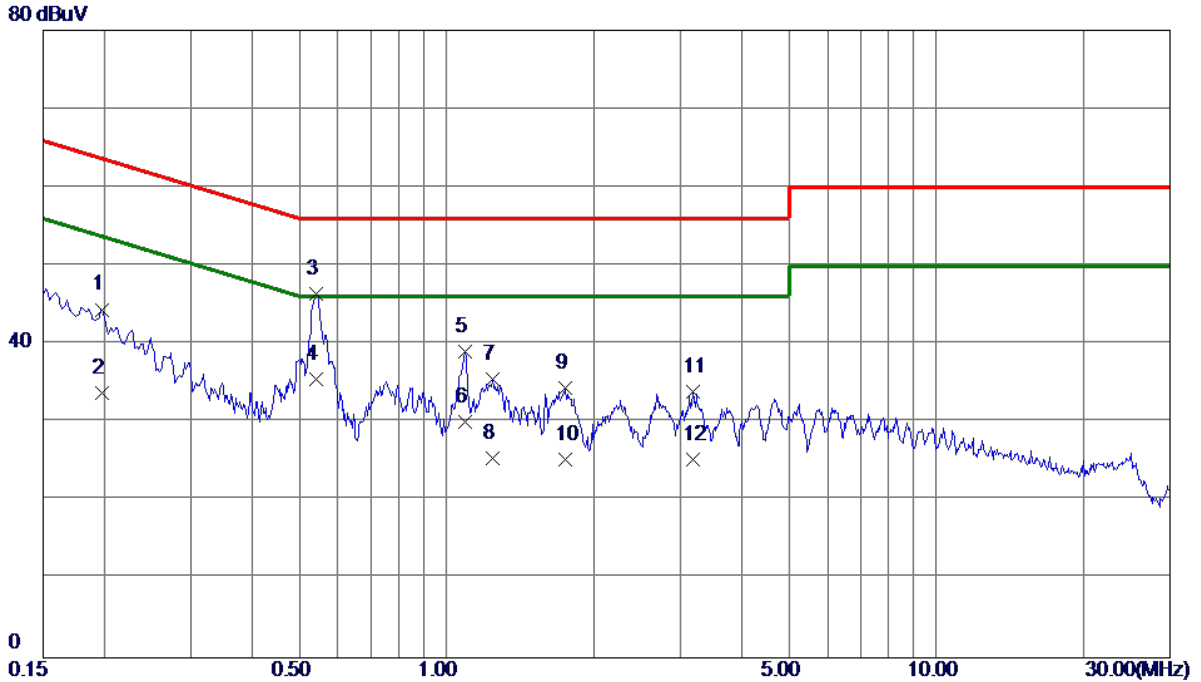
EUT	Smart Phone	Model Name	DUB-LX3
Temperature	25°C	Relative Humidity	53%
Test Voltage	AC 120V/60Hz	Phase	Neutral
Test Mode	Adapter+Traffic(LTE)		
Test Engineer	Simon		



No.	Freq. MHz	Reading Level dBuV	Correct Factor dB	Measure ment dBuV	Limit dBuV	Margin dB	Detector
1	0.1635	31.75	9.91	41.66	65.28	-23.62	QP
2	0.1635	22.45	9.91	32.36	55.28	-22.92	AVG
3 *	0.5415	37.12	10.03	47.15	56.00	-8.85	QP
4	0.5415	25.16	10.03	35.19	46.00	-10.81	AVG
5	0.7575	23.56	10.08	33.64	56.00	-22.36	QP
6	0.7575	15.47	10.08	25.55	46.00	-20.45	AVG
7	1.0522	21.32	10.12	31.44	56.00	-24.56	QP
8	1.0522	10.72	10.12	20.84	46.00	-25.16	AVG
9	3.2460	19.83	10.27	30.10	56.00	-25.90	QP
10	3.2460	10.15	10.27	20.42	46.00	-25.58	AVG
11	3.7320	20.24	10.31	30.55	56.00	-25.45	QP
12	3.7320	10.28	10.31	20.59	46.00	-25.41	AVG

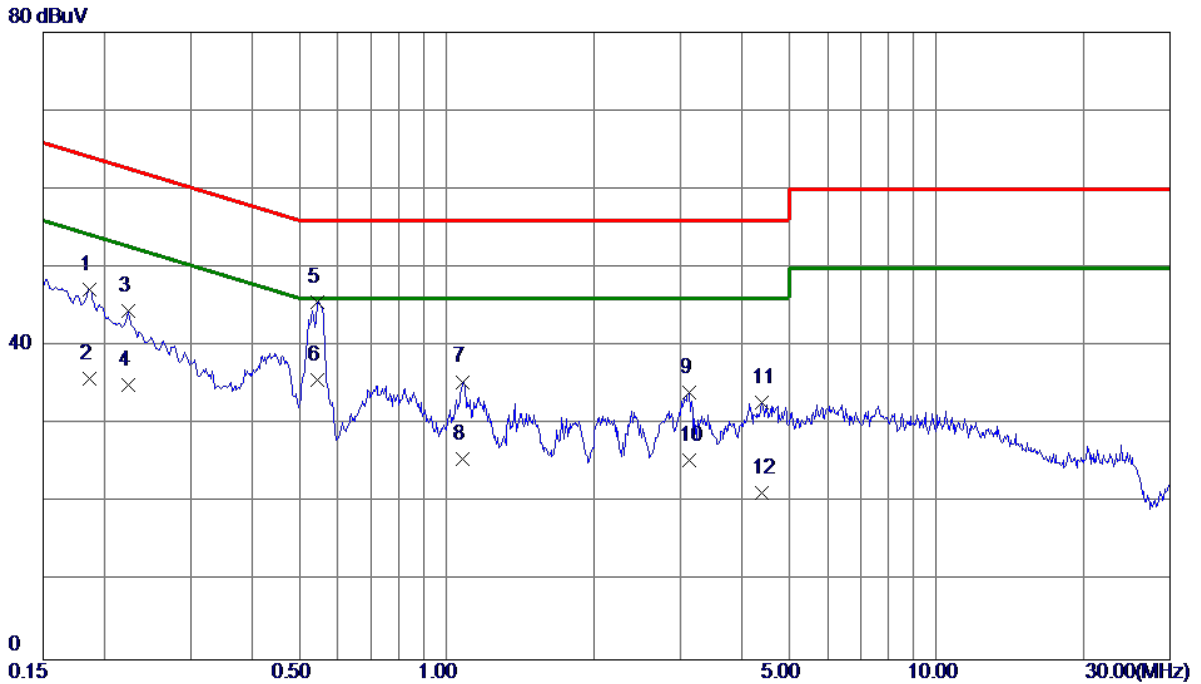


EUT	Smart Phone	Model Name	DUB-LX3
Temperature	25°C	Relative Humidity	53%
Test Voltage	AC 120V/60Hz	Phase	Line
Test Mode	FM 98MHz		
Test Engineer	Simon		



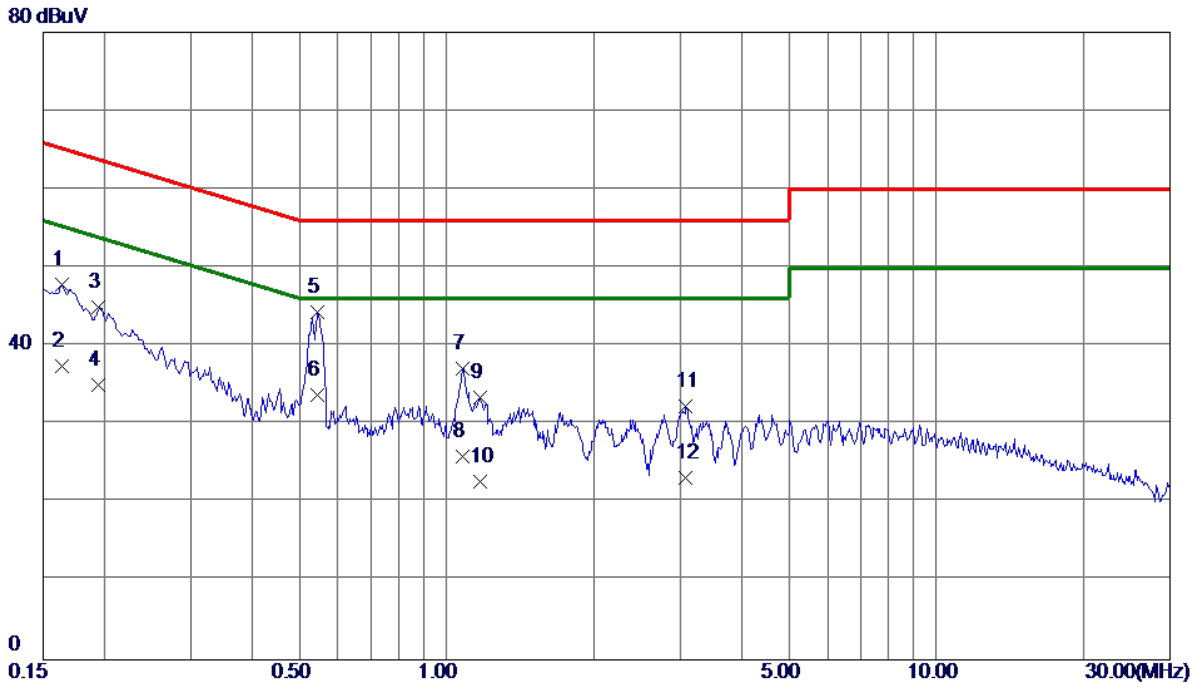
No.	Freq. MHz	Reading Level dBuV	Correct Factor dB	Measure ment dBuV	Limit dBuV	Margin dB	Detector
1	0.1973	34.58	9.82	44.40	63.72	-19.32	QP
2	0.1973	23.91	9.82	33.73	53.72	-19.99	AVG
3 *	0.5415	36.49	9.88	46.37	56.00	-9.63	QP
4	0.5415	25.62	9.88	35.50	46.00	-10.50	AVG
5	1.0927	29.16	9.93	39.09	56.00	-16.91	QP
6	1.0927	20.18	9.93	30.11	46.00	-15.89	AVG
7	1.2390	25.51	9.94	35.45	56.00	-20.55	QP
8	1.2390	15.43	9.94	25.37	46.00	-20.63	AVG
9	1.7430	24.38	9.98	34.36	56.00	-21.64	QP
10	1.7430	15.23	9.98	25.21	46.00	-20.79	AVG
11	3.1875	23.90	10.07	33.97	56.00	-22.03	QP
12	3.1875	15.18	10.07	25.25	46.00	-20.75	AVG

EUT	Smart Phone	Model Name	DUB-LX3
Temperature	25°C	Relative Humidity	53%
Test Voltage	AC 120V/60Hz	Phase	Neutral
Test Mode	FM 98MHz		
Test Engineer	Simon		



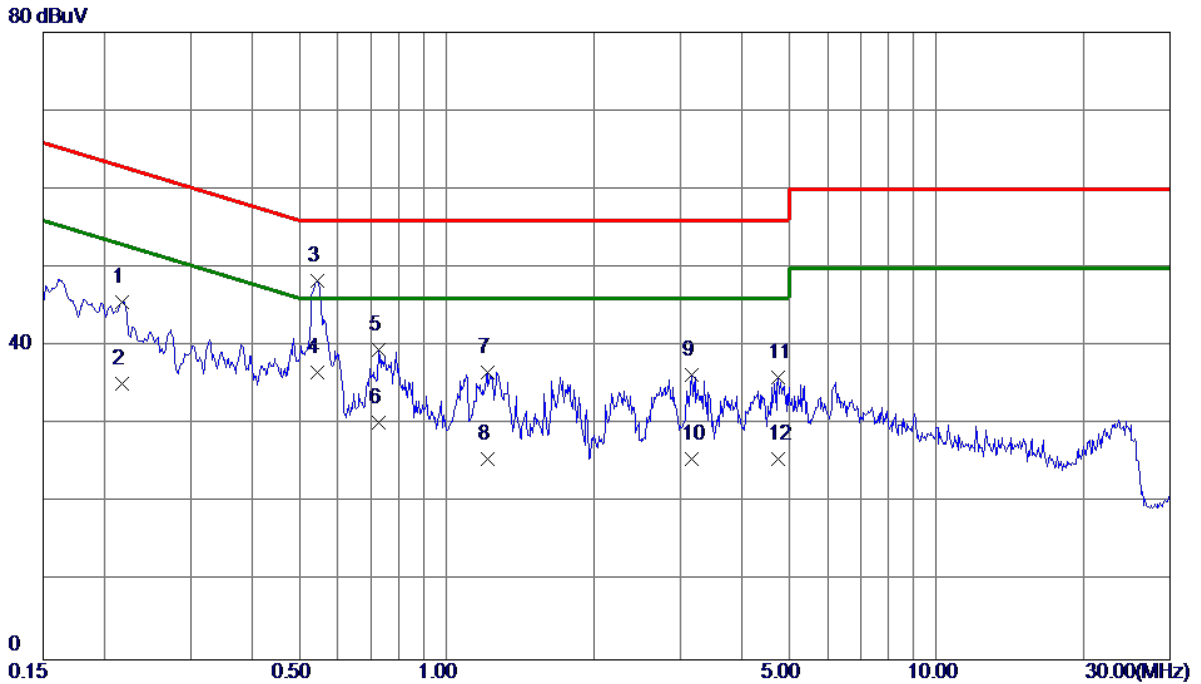
No.	Freq. MHz	Reading Level dBuV	Correct Factor dB	Measure ment dBuV	Limit dBuV	Margin dB	Detector
1	0.1860	37.28	9.91	47.19	64.21	-17.02	QP
2	0.1860	25.98	9.91	35.89	54.21	-18.32	AVG
3	0.2243	34.53	9.92	44.45	62.66	-18.21	QP
4	0.2243	25.15	9.92	35.07	52.66	-17.59	AVG
5	0.5460	35.64	10.03	45.67	56.00	-10.33	QP
6 *	0.5460	25.67	10.03	35.70	46.00	-10.30	AVG
7	1.0792	25.31	10.13	35.44	56.00	-20.56	QP
8	1.0792	15.47	10.13	25.60	46.00	-20.40	AVG
9	3.1223	23.83	10.26	34.09	56.00	-21.91	QP
10	3.1223	15.16	10.26	25.42	46.00	-20.58	AVG
11	4.3935	22.39	10.36	32.75	56.00	-23.25	QP
12	4.3935	10.87	10.36	21.23	46.00	-24.77	AVG

EUT	Smart Phone	Model Name	DUB-LX3
Temperature	25°C	Relative Humidity	53%
Test Voltage	AC 120V/60Hz	Phase	Line
Test Mode	USB Copy + Idle		
Test Engineer	Simon		



No.	Freq. MHz	Reading Level dBuV	Correct Factor dB	Measure ment dBuV	Limit dBuV	Margin dB	Detector
1	0.1635	38.05	9.82	47.87	65.28	-17.41	QP
2	0.1635	27.57	9.82	37.39	55.28	-17.89	AVG
3	0.1949	35.07	9.82	44.89	63.83	-18.94	QP
4	0.1949	25.27	9.82	35.09	53.83	-18.74	AVG
5 *	0.5460	34.37	9.88	44.25	56.00	-11.75	QP
6	0.5460	23.86	9.88	33.74	46.00	-12.26	AVG
7	1.0792	27.24	9.93	37.17	56.00	-18.83	QP
8	1.0792	15.94	9.93	25.87	46.00	-20.13	AVG
9	1.1715	23.48	9.93	33.41	56.00	-22.59	QP
10	1.1715	12.75	9.93	22.68	46.00	-23.32	AVG
11	3.0773	22.22	10.07	32.29	56.00	-23.71	QP
12	3.0773	13.15	10.07	23.22	46.00	-22.78	AVG

EUT	Smart Phone	Model Name	DUB-LX3
Temperature	25°C	Relative Humidity	53%
Test Voltage	AC 120V/60Hz	Phase	Neutral
Test Mode	USB Copy + Idle		
Test Engineer	Simon		



No.	Freq. MHz	Reading Level dBuV	Correct Factor dB	Measure ment dBuV	Limit dBuV	Margin dB	Detector
1	0.2175	35.66	9.92	45.58	62.91	-17.33	QP
2	0.2175	25.29	9.92	35.21	52.91	-17.70	AVG
3 *	0.5437	38.33	10.03	48.36	56.00	-7.64	QP
4	0.5437	26.57	10.03	36.60	46.00	-9.40	AVG
5	0.7282	29.51	10.08	39.59	56.00	-16.41	QP
6	0.7282	20.14	10.08	30.22	46.00	-15.78	AVG
7	1.2120	26.58	10.13	36.71	56.00	-19.29	QP
8	1.2120	15.43	10.13	25.56	46.00	-20.44	AVG
9	3.1583	26.09	10.26	36.35	56.00	-19.65	QP
10	3.1583	15.27	10.26	25.53	46.00	-20.47	AVG
11	4.7513	25.56	10.39	35.95	56.00	-20.05	QP
12	4.7513	15.18	10.39	25.57	46.00	-20.43	AVG

## 4.2 RADIATED EMISSION MEASUREMENT

### 4.2.1 LIMITS OF RADIATED EMISSION MEASUREMENT

#### Below 1 GHz

##### Measurement Method and Applied Limits:

##### ANSI C63.4:

Frequency (MHz)	Class B (at 3m)	
	(uV/m) Field strength	(dBuV/m) Field strength
30 - 88	100	40
88 - 216	150	43.5
216 - 960	200	46
Above 960	500	54

#### Above 1 GHz

##### Measurement Method and Applied Limits:

##### ANSI C63.4:

Frequency (MHz)	Class B	
	(dBuV/m) (at 3m)	
	Peak	Average
Above 1000	74	54

### FREQUENCY RANGE OF RADIATED MEASUREMENT (FOR UNINTENTIONAL RADIATORS)

Highest frequency generated or Upper frequency of measurement used in the device or on which the device operates or tunes (MHz)	Range (MHz)
Below 1.705	30
1.705 - 108	1000
108 - 500	2000
500 - 1000	5000
Above 1000	5 <sup>th</sup> harmonic of the highest frequency or 40 GHz, whichever is lower

#### NOTE:

- (1) The limit for radiated test was performed according to as following:  
FCC Part 15, Subpart B
- (2) The tighter limit applies at the band edges.
- (3) Emission level (dBuV/m) = 20log Emission level (uV/m).  
3m Emission level = 10m Emission level + 20log(10m/3m).
- (4) The test result calculated as following:  
Measurement Value = Reading Level + Correct Factor  
Correct Factor = Antenna Factor + Cable Loss - Amplifier Gain(if use)  
Margin Level = Measurement Value - Limit Value

#### 4.2.2 MEASUREMENT INSTRUMENTS LIST

##### Below 1GHz:

Item	Kind of Equipment	Manufacturer	Type No.	Serial No.	Calibrated until
1	Receiver	Keysight	N9038A	MY54450004	Aug. 11, 2019
2	MXE EMI Receiver	Agilent	N9038A	MY53220133	Mar. 11, 2019
3	Pre-Amplifier	Mini-Circuits	EMC 9135	980284	Mar. 11, 2019
4	Trilog-Broadband Antenna	Schwarzbeck	VULB9168	586	Nov. 11, 2019
5	Cable	emci	LMR-400(5m+11m+15m)	N/A	Jan. 11, 2019
6	Measurement Software	Farad	EZ-EMC Ver.BTL-2ANT-1	N/A	N/A
7	Multi-Device Controller	ETS-Lindgren	2090	N/A	N/A
8	Attenuator	SHX	TS2-6dB-6G-A	16101101	Nov. 11, 2019

Remark: "N/A" denotes no model name, no serial no. or no calibration specified.  
All calibration period of equipment list is one year.

##### Above 1GHz:

Item	Kind of Equipment	Manufacturer	Type No.	Serial No.	Calibrated until
1	Horn Antenna	EMCO	3115	9605-4803	Mar. 11, 2019
2	Amplifier	Agilent	8449B	3008A02584	Aug. 11, 2019
3	MXE EMI Receiver	Agilent	N9038A	MY53220133	Mar. 11, 2019
4	Measurement Software	Farad	EZ-EMC Ver.BTL-2ANT-1	N/A	N/A
5	Cable	Mlcable Inc.	B10-01-01-15M(10MHz~26.5GHz)	18047122	May 25, 2019
6	Multi-Device Controller	ETS-Lindgren	2090	N/A	N/A
7	Controller	MF	MF-7802	MF780208159	N/A
8	Cable	Mlcable Inc.	B10-01-01-5M(10MHz~26.5GHz)	18047123	May 25, 2019

Remark: "N/A" denotes no model name, no serial no. or no calibration specified.  
All calibration period of equipment list is one year.

#### 4.2.3 TEST PROCEDURE

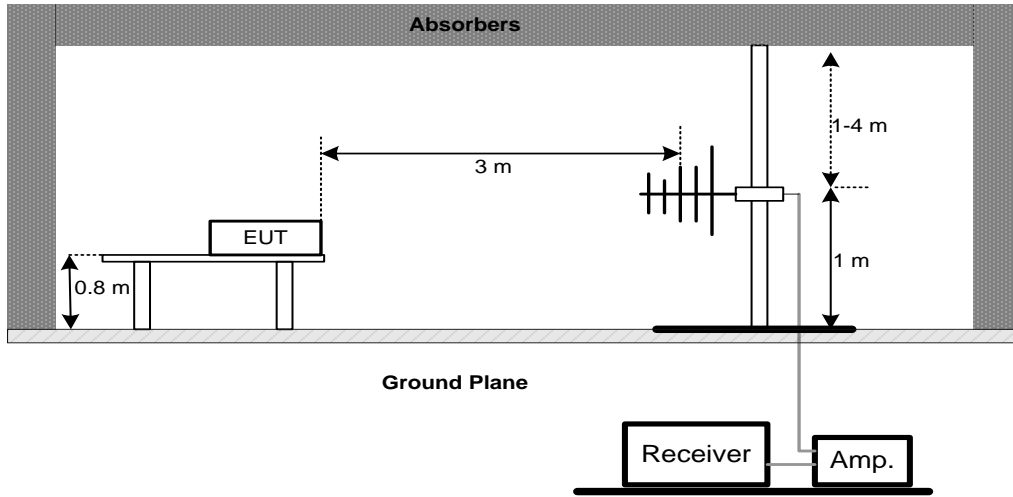
- a. The measuring distance of 3 m shall be used for measurements. The EUT was placed on the top of a rotating table 0.8 meter above the ground at a 10 meter semi-anechoic chamber. The table was rotated 360 degrees to determine the position of the highest radiation.(below 1 GHz)
- b. The measuring distance of 3 m shall be used for measurements. The EUT was placed on the top of a rotating table 0.8 meter above the ground at a 10 meter semi-anechoic chamber. The table was rotated 360 degrees to determine the position of the highest radiation.(above 1 GHz)
- c. The height of the equipment or of the substitution antenna shall be 0.8 m, the height of the test antenna shall vary between 1 m to 4 m. Both horizontal and vertical polarizations of the antenna are set to make the measurement.
- d. For each suspected emission, the EUT was arranged to its worst case and then the antenna was tuned to heights find the maximum reading (used Bore sight function).
- e. The receiver system was set to peak and average detect function and specified bandwidth with maximum hold mode when the test frequency is above 1 GHz.
- f. The initial step in collecting radiated emission data is a receiver peak detector mode pre-scanning the measurement frequency range. Significant peaks are then marked and then Quasi Peak detector mode re-measured.
- g. All readings are Peak unless otherwise stated QP in column of Note. Peak denotes that the Peak reading compliance with the QP Limits and then QP Mode measurement didn't perform. (below 1GHz)
- h. All readings are Peak Mode value unless otherwise stated AVG in column of Note. If the Peak Mode Measured value compliance with the Peak Limits and lower than AVG Limits, the EUT shall be deemed to meet both Peak & AVG Limits and then only Peak Mode was measured, but AVG Mode didn't perform. (above 1 GHz)
- i. For the actual test configuration, please refer to the related Item - Block Diagram of system tested (please refer to 3.3).

#### 4.2.4 DEVIATION FROM TEST STANDARD

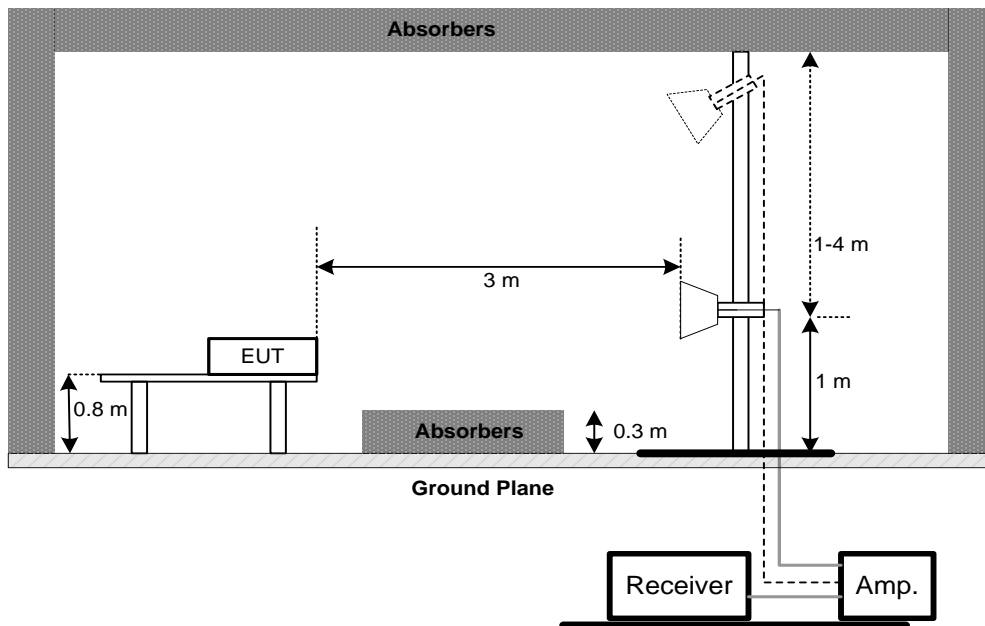
No deviation

### 4.2.5 TEST SETUP

#### (A) Radiated Emission Test Set-Up Frequency Below 1 GHz



#### (B) Radiated Emission Test Set-Up Frequency Above 1 GHz



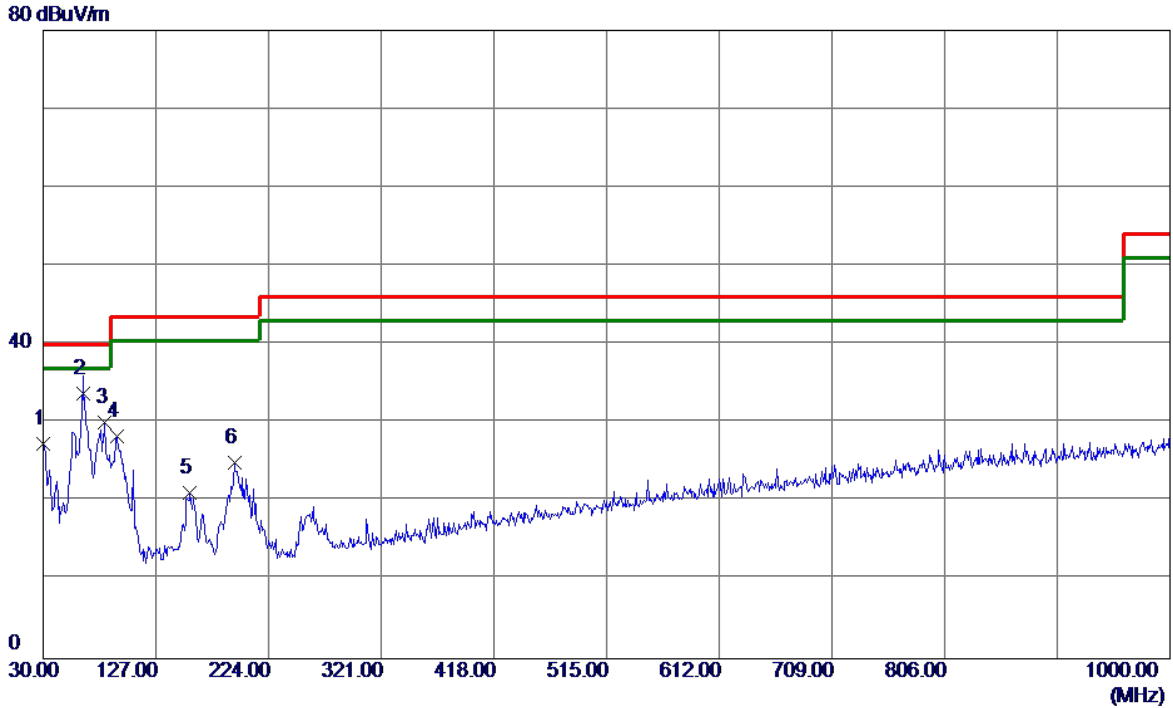
### 4.2.6 TEST RESULTS-BELOW 1 GHZ

Remark :

- (1) All readings are Peak unless otherwise stated QP in column of 『Note』 . Peak denotes that the Peak reading compliance with the QP Limits and then QP Mode measurement didn't perform.
- (2) Measuring frequency range from 30 MHz to 1000 MHz
- (3) If the peak scan value lower limit more than 20 dB, then this signal data does not show in table.



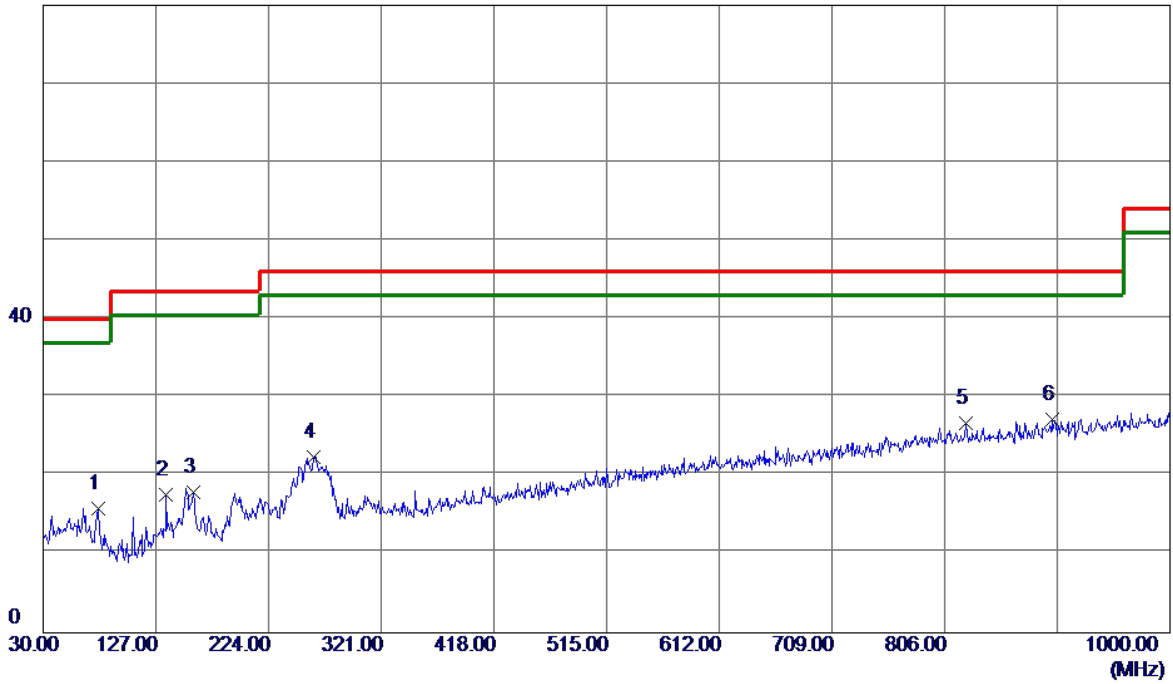
EUT	Smart Phone	Model Name	DUB-LX3
Temperature	25°C	Relative Humidity	60%
Test Voltage	AC 120V/60Hz	Polarization	Vertical
Test Mode	Adapter+ Idle+Playing+Speaker		
Test Engineer	Simon		



No.	Freq. MHz	Reading Level dBuV/m	Correct Factor dB	Measurement dBuV/m	Limit dBuV/m	Margin dB	Detector
1	30.0000	46.63	-19.22	27.41	40.00	-12.59	QP
2 *	64.4350	51.69	-17.91	33.78	40.00	-6.22	QP
3	83.3500	51.46	-21.38	30.08	40.00	-9.92	QP
4	94.0199	50.03	-21.67	28.36	43.50	-15.14	QP
5	156.5850	37.35	-16.30	21.05	43.50	-22.45	QP
6	194.4149	43.50	-18.49	25.01	43.50	-18.49	QP

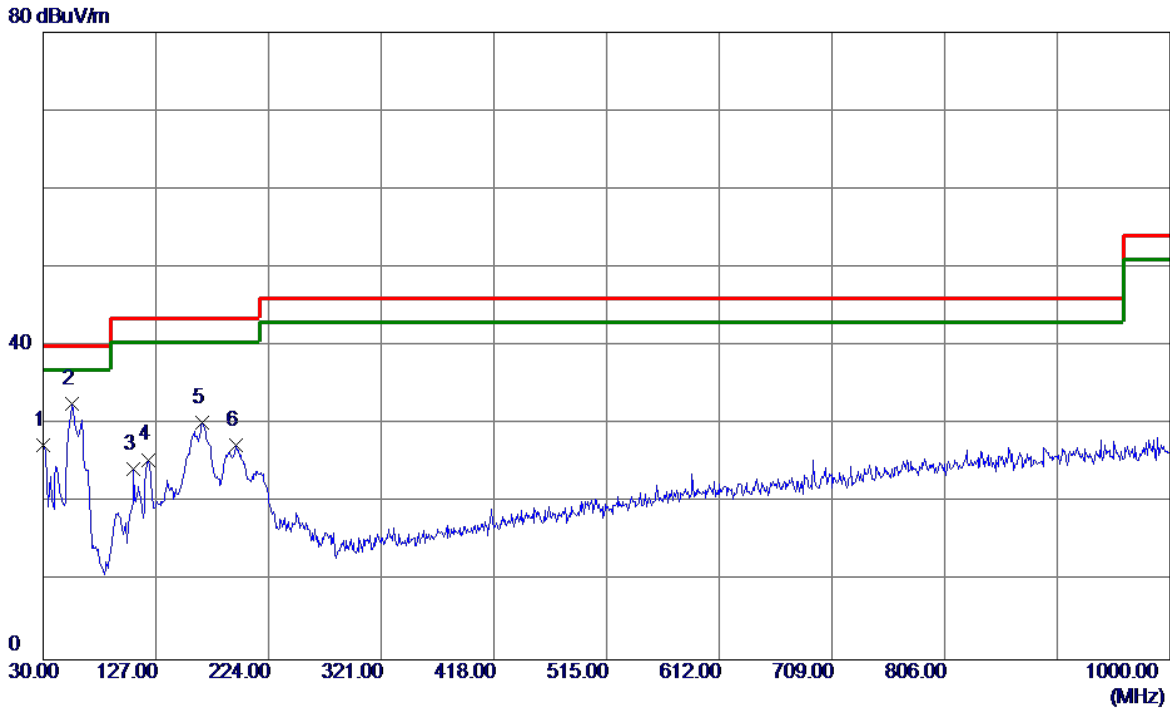
EUT	Smart Phone	Model Name	DUB-LX3
Temperature	25°C	Relative Humidity	60%
Test Voltage	AC 120V/60Hz	Polarization	Horizontal
Test Mode	Adapter+ Idle+Playing+Speaker		
Test Engineer	Simon		

80 dBuV/m



No.	Freq. MHz	Reading Level dBuV/m	Correct Factor dB	Measure ment dBuV/m	Limit dBuV/m	Margin dB	Detector
1	77.0450	36.20	-20.29	15.91	40.00	-24.09	QP
2	135.7300	34.71	-17.17	17.54	43.50	-25.96	QP
3	159.4950	34.18	-16.23	17.95	43.50	-25.55	QP
4	262.3150	38.84	-16.43	22.41	46.00	-23.59	QP
5	823.9450	31.91	-5.16	26.75	46.00	-19.25	QP
6 *	898.6350	31.51	-4.28	27.23	46.00	-18.77	QP

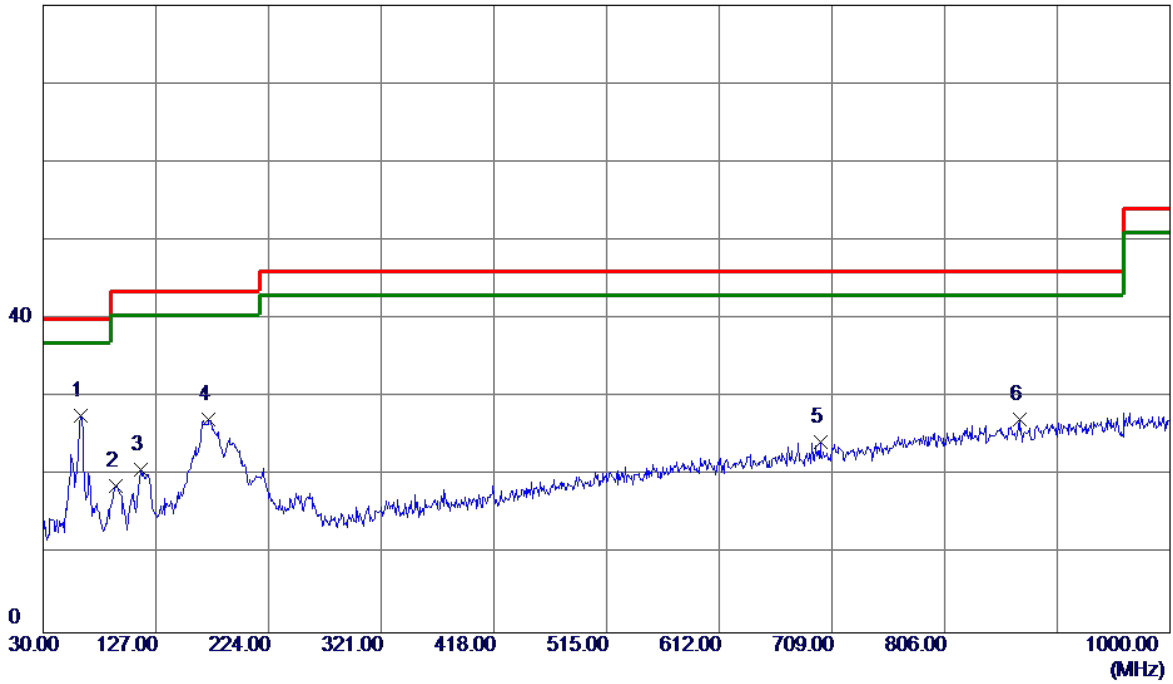
EUT	Smart Phone	Model Name	DUB-LX3
Temperature	25°C	Relative Humidity	60%
Test Voltage	AC 120V/60Hz	Polarization	Vertical
Test Mode	Adapter+ Idle+Playing+earphone		
Test Engineer	Simon		



No.	Freq. MHz	Reading Level dBuV/m	Correct Factor dB	Measure ment dBuV/m	Limit dBuV/m	Margin dB	Detector
1	30.0000	46.54	-19.22	27.32	40.00	-12.68	QP
2 *	54.7350	49.78	-17.17	32.61	40.00	-7.39	QP
3	107.6000	44.58	-20.22	24.36	43.50	-19.14	QP
4	120.6950	44.31	-18.79	25.52	43.50	-17.98	QP
5	167.2550	46.97	-16.67	30.30	43.50	-13.20	QP
6	195.8700	46.02	-18.60	27.42	43.50	-16.08	QP

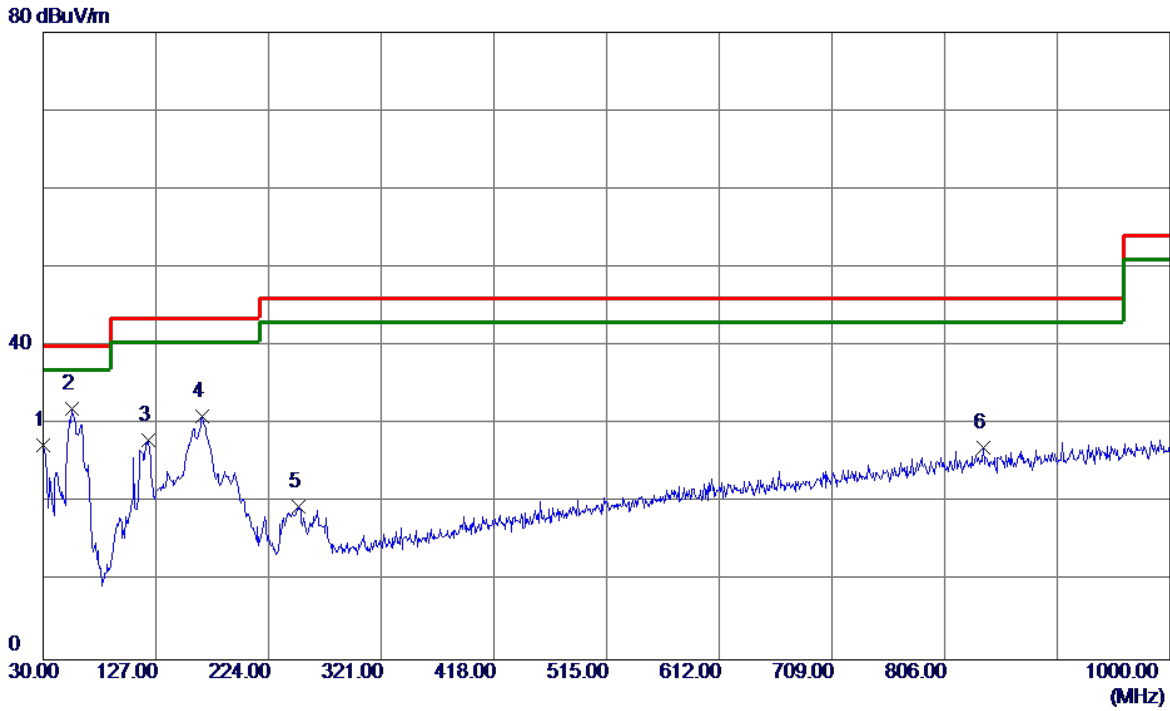
EUT	Smart Phone	Model Name	DUB-LX3
Temperature	25°C	Relative Humidity	60%
Test Voltage	AC 120V/60Hz	Polarization	Horizontal
Test Mode	Adapter+ Idle+Playing+earphone		
Test Engineer	Simon		

80 dBuV/m



No.	Freq. MHz	Reading Level dBuV/m	Correct Factor dB	Measure ment dBuV/m	Limit dBuV/m	Margin dB	Detector
1 *	62.4950	45.31	-17.69	27.62	40.00	-12.38	QP
2	92.0800	40.64	-21.87	18.77	43.50	-24.73	QP
3	114.3900	40.35	-19.48	20.87	43.50	-22.63	QP
4	172.5900	44.21	-17.00	27.21	43.50	-16.29	QP
5	698.8150	31.63	-7.30	24.33	46.00	-21.67	QP
6	870.5050	31.86	-4.62	27.24	46.00	-18.76	QP

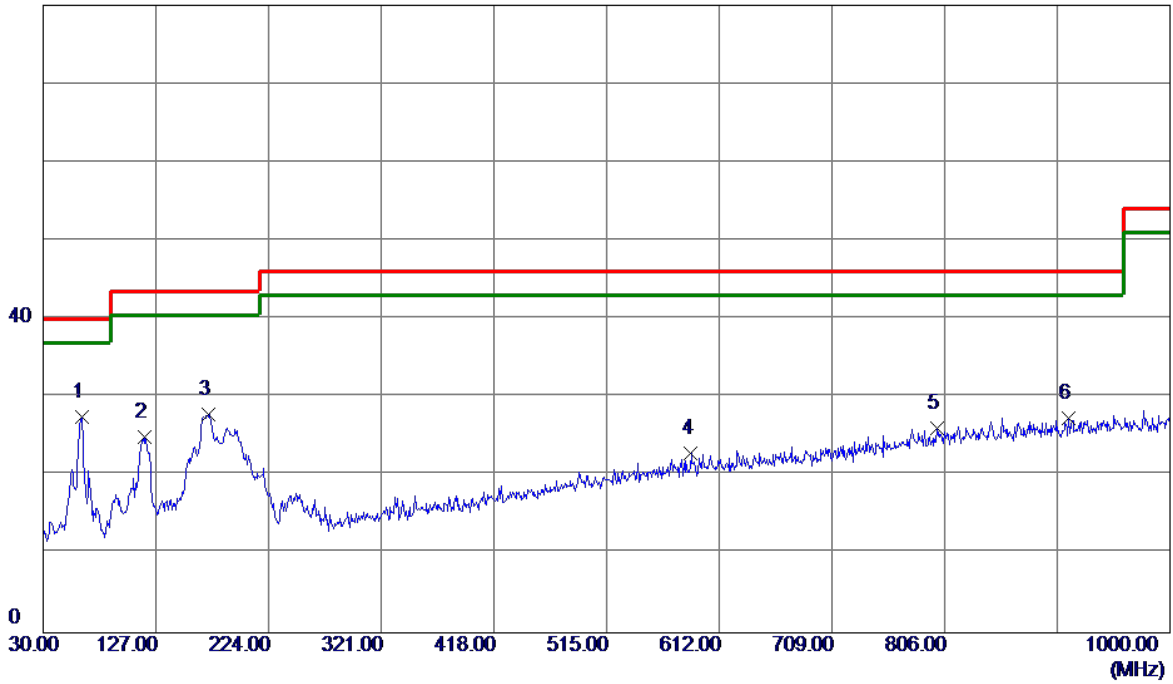
EUT	Smart Phone	Model Name	DUB-LX3
Temperature	25°C	Relative Humidity	60%
Test Voltage	AC 120V/60Hz	Polarization	Vertical
Test Mode	Adapter+Idle+2.4G WIFI+BT+GPS+Camera on(Front)		
Test Engineer	Simon		



No.	Freq. MHz	Reading Level dBuV/m	Correct Factor dB	Measure ment dBuV/m	Limit dBuV/m	Margin dB	Detector
1	30.0000	46.60	-19.22	27.38	40.00	-12.62	QP
2 *	54.7350	49.15	-17.17	31.98	40.00	-8.02	QP
3	120.2100	46.83	-18.85	27.98	43.50	-15.52	QP
4	166.7700	47.72	-16.64	31.08	43.50	-12.42	QP
5	250.1900	36.34	-16.89	19.45	46.00	-26.55	QP
6	839.4650	32.03	-4.99	27.04	46.00	-18.96	QP

EUT	Smart Phone	Model Name	DUB-LX3
Temperature	25°C	Relative Humidity	60%
Test Voltage	AC 120V/60Hz	Polarization	Horizontal
Test Mode	Adapter+Idle+2.4G WIFI+BT+GPS+Camera on(Front)		
Test Engineer	Simon		

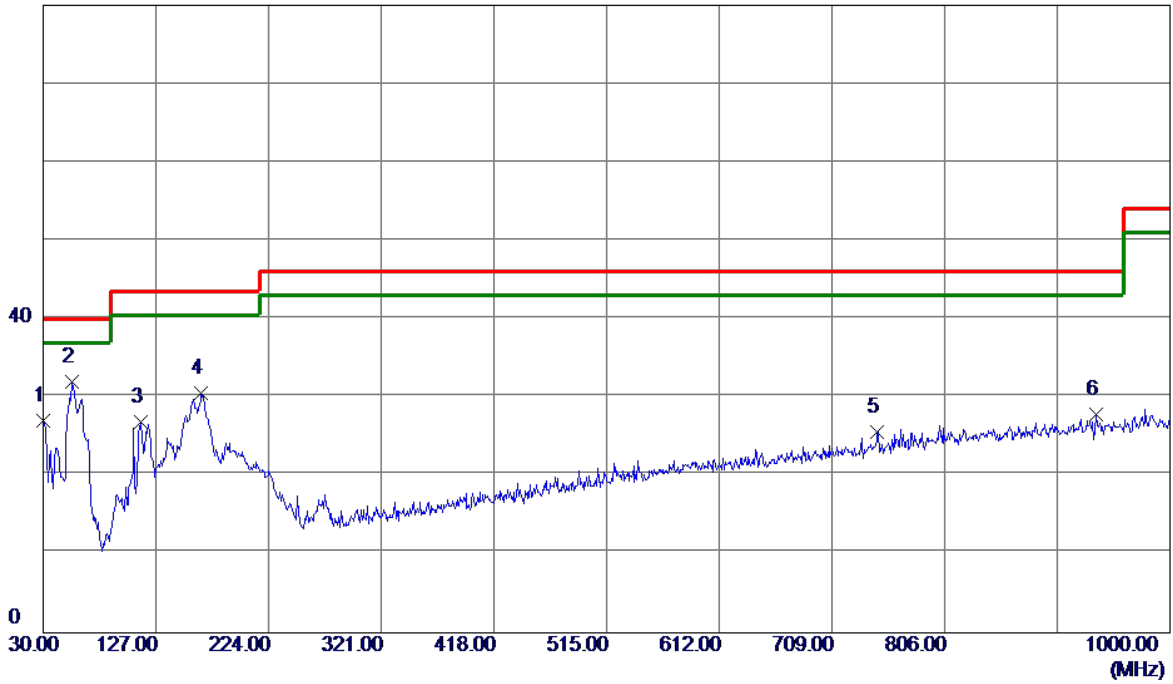
80 dBuV/m



No.	Freq. MHz	Reading Level dBuV/m	Correct Factor dB	Measure ment dBuV/m	Limit dBuV/m	Margin dB	Detector
1 *	62.9800	45.22	-17.75	27.47	40.00	-12.53	QP
2	116.8150	44.22	-19.22	25.00	43.50	-18.50	QP
3	172.5900	44.79	-17.00	27.79	43.50	-15.71	QP
4	587.7500	31.62	-8.72	22.90	46.00	-23.10	QP
5	799.6950	31.45	-5.44	26.01	46.00	-19.99	QP
6	913.1850	31.38	-4.06	27.32	46.00	-18.68	QP

EUT	Smart Phone	Model Name	DUB-LX3
Temperature	25°C	Relative Humidity	60%
Test Voltage	AC 120V/60Hz	Polarization	Vertical
Test Mode	Adapter+Traffic(LTE)		
Test Engineer	Simon		

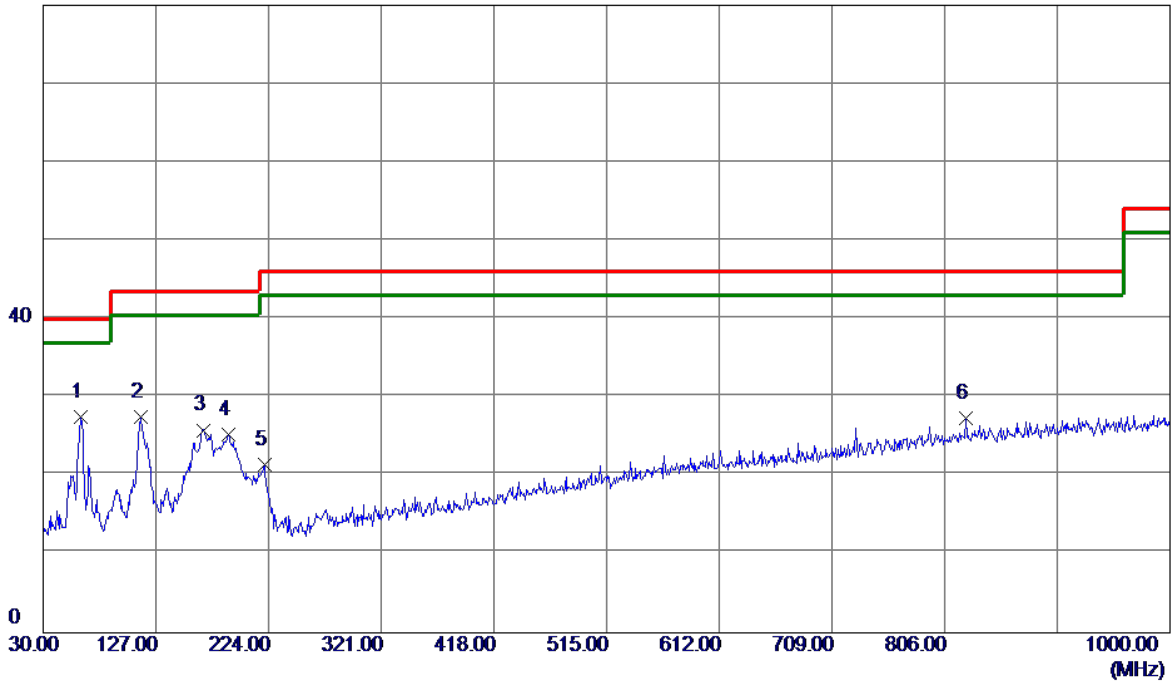
80 dBuV/m



No.	Freq. MHz	Reading Level dBuV/m	Correct Factor dB	Measure ment dBuV/m	Limit dBuV/m	Margin dB	Detector
1	30.0000	46.22	-19.22	27.00	40.00	-13.00	QP
2 *	54.7350	49.11	-17.17	31.94	40.00	-8.06	QP
3	113.9050	46.42	-19.53	26.89	43.50	-16.61	QP
4	165.8000	47.16	-16.58	30.58	43.50	-12.92	QP
5	748.2849	32.06	-6.40	25.66	46.00	-20.34	QP
6	936.4650	31.59	-3.71	27.88	46.00	-18.12	QP

EUT	Smart Phone	Model Name	DUB-LX3
Temperature	25°C	Relative Humidity	60%
Test Voltage	AC 120V/60Hz	Polarization	Horizontal
Test Mode	Adapter+Traffic(LTE)		
Test Engineer	Simon		

80 dBuV/m

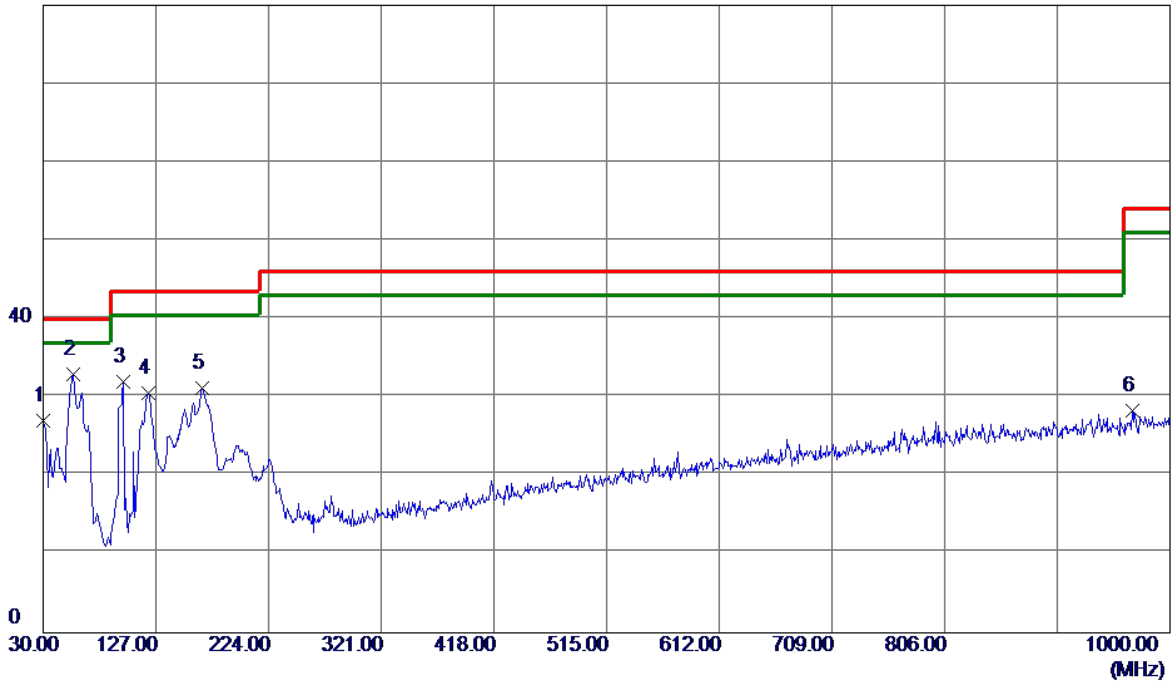


No.	Freq. MHz	Reading Level dBuV/m	Correct Factor dB	Measure ment dBuV/m	Limit dBuV/m	Margin dB	Detector
1 *	62.4950	45.18	-17.69	27.49	40.00	-12.51	QP
2	113.9050	47.10	-19.53	27.57	43.50	-15.93	QP
3	167.7400	42.54	-16.70	25.84	43.50	-17.66	QP
4	189.0800	43.44	-18.11	25.33	43.50	-18.17	QP
5	220.6050	40.13	-18.76	21.37	46.00	-24.63	QP
6	823.9450	32.51	-5.16	27.35	46.00	-18.65	QP



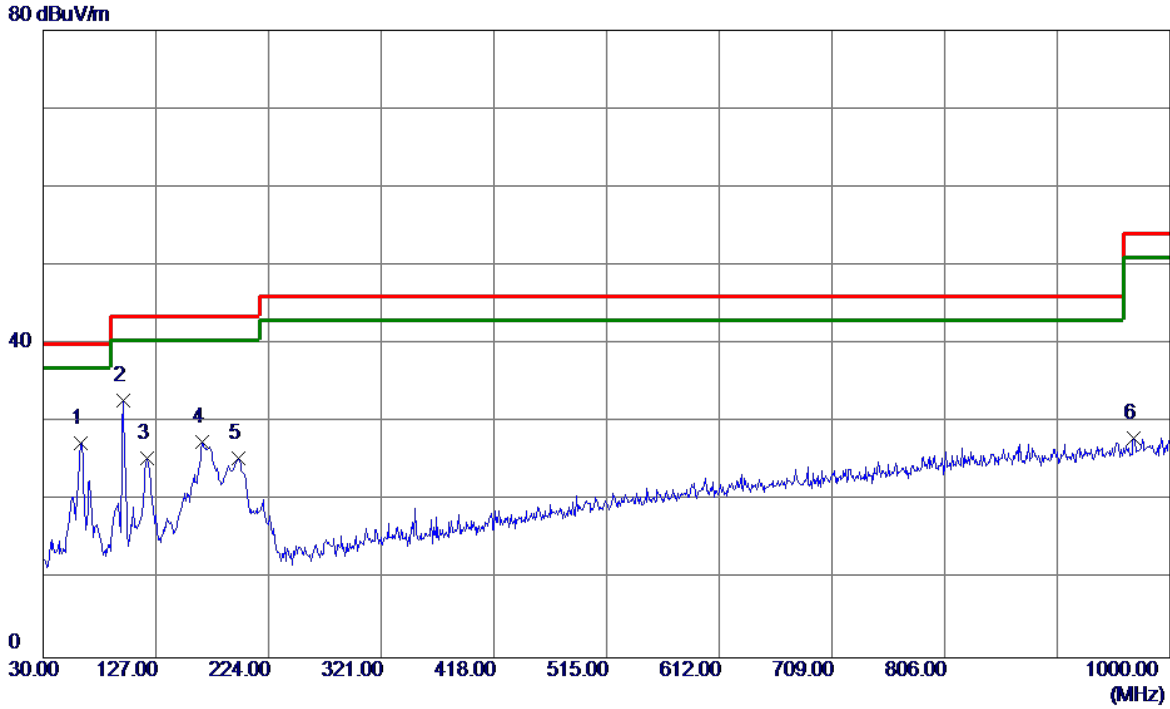
EUT	Smart Phone	Model Name	DUB-LX3
Temperature	25°C	Relative Humidity	60%
Test Voltage	AC 120V/60Hz	Polarization	Vertical
Test Mode	FM 98MHz		
Test Engineer	Simon		

80 dBuV/m



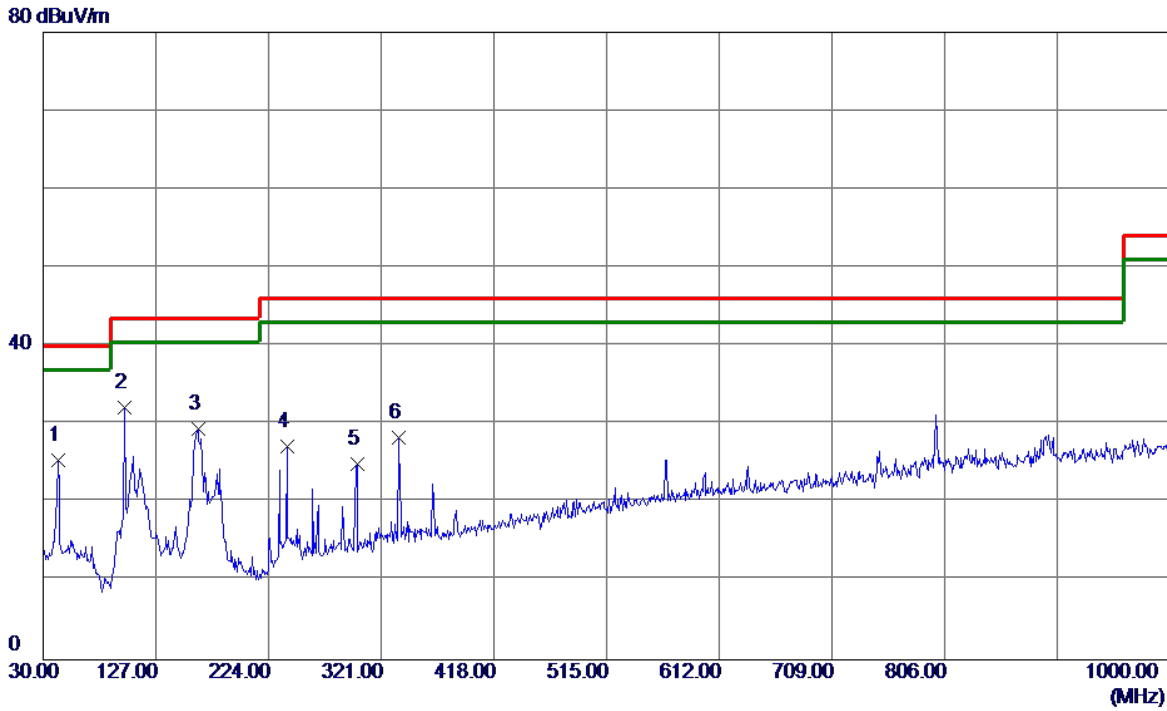
No.	Freq. MHz	Reading Level dBuV/m	Correct Factor dB	Measure ment dBuV/m	Limit dBuV/m	Margin dB	Detector
1	30.0000	46.33	-19.22	27.11	40.00	-12.89	QP
2 *	56.1900	50.21	-17.23	32.98	40.00	-7.02	QP
3	98.8700	53.16	-21.17	31.99	43.50	-11.51	QP
4	120.6950	49.31	-18.79	30.52	43.50	-12.98	QP
5	167.2550	47.89	-16.67	31.22	43.50	-12.28	QP
6	967.5050	31.49	-3.24	28.25	54.00	-25.75	QP

EUT	Smart Phone	Model Name	DUB-LX3
Temperature	25°C	Relative Humidity	60%
Test Voltage	AC 120V/60Hz	Polarization	Horizontal
Test Mode	FM 98MHz		
Test Engineer	Simon		



No.	Freq. MHz	Reading Level dBuV/m	Correct Factor dB	Measure ment dBuV/m	Limit dBuV/m	Margin dB	Detector
1	62.4950	45.07	-17.69	27.38	40.00	-12.62	QP
2 *	98.8700	54.02	-21.17	32.85	43.50	-10.65	QP
3	119.7250	44.40	-18.90	25.50	43.50	-18.00	QP
4	166.7700	44.16	-16.64	27.52	43.50	-15.98	QP
5	198.2950	44.26	-18.77	25.49	43.50	-18.01	QP
6	968.9600	31.15	-3.22	27.93	54.00	-26.07	QP

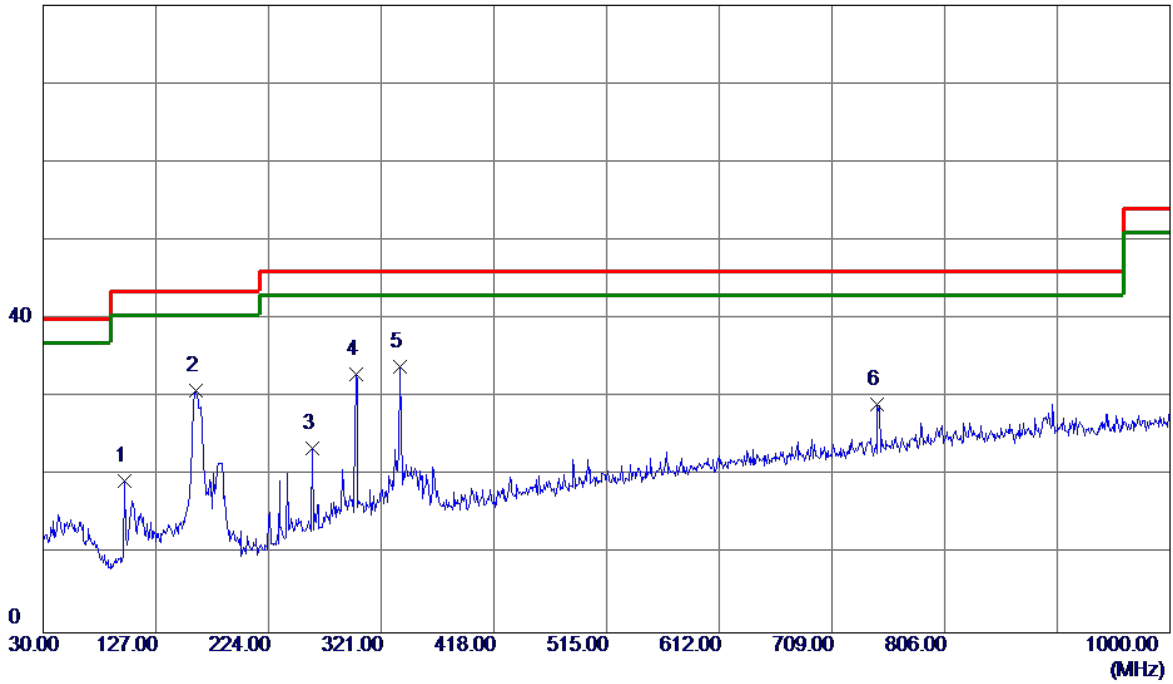
EUT	Smart Phone	Model Name	DUB-LX3
Temperature	25°C	Relative Humidity	60%
Test Voltage	AC 120V/60Hz	Polarization	Vertical
Test Mode	USB Copy + Idle		
Test Engineer	Simon		



No.	Freq. MHz	Reading Level dBuV/m	Correct Factor dB	Measure ment dBuV/m	Limit dBuV/m	Margin dB	Detector
1	42.6100	43.17	-17.67	25.50	40.00	-14.50	QP
2 *	99.8399	53.17	-21.07	32.10	43.50	-11.40	QP
3	163.3750	45.82	-16.43	29.39	43.50	-14.11	QP
4	240.0050	44.40	-17.23	27.17	46.00	-18.83	QP
5	300.1450	40.13	-15.10	25.03	46.00	-20.97	QP
6	336.0350	42.63	-14.29	28.34	46.00	-17.66	QP

EUT	Smart Phone	Model Name	DUB-LX3
Temperature	25°C	Relative Humidity	60%
Test Voltage	AC 120V/60Hz	Polarization	Horizontal
Test Mode	USB Copy + Idle		
Test Engineer	Simon		

80 dBuV/m



No.	Freq. MHz	Reading Level dBuV/m	Correct Factor dB	Measure ment dBuV/m	Limit dBuV/m	Margin dB	Detector
1	99.8399	40.44	-21.07	19.37	43.50	-24.13	QP
2	161.4350	47.17	-16.31	30.86	43.50	-12.64	QP
3	261.8299	39.96	-16.45	23.51	46.00	-22.49	QP
4	299.1750	48.01	-15.12	32.89	46.00	-13.11	QP
5 *	337.4900	48.23	-14.26	33.97	46.00	-12.03	QP
6	748.2849	35.53	-6.40	29.13	46.00	-16.87	QP

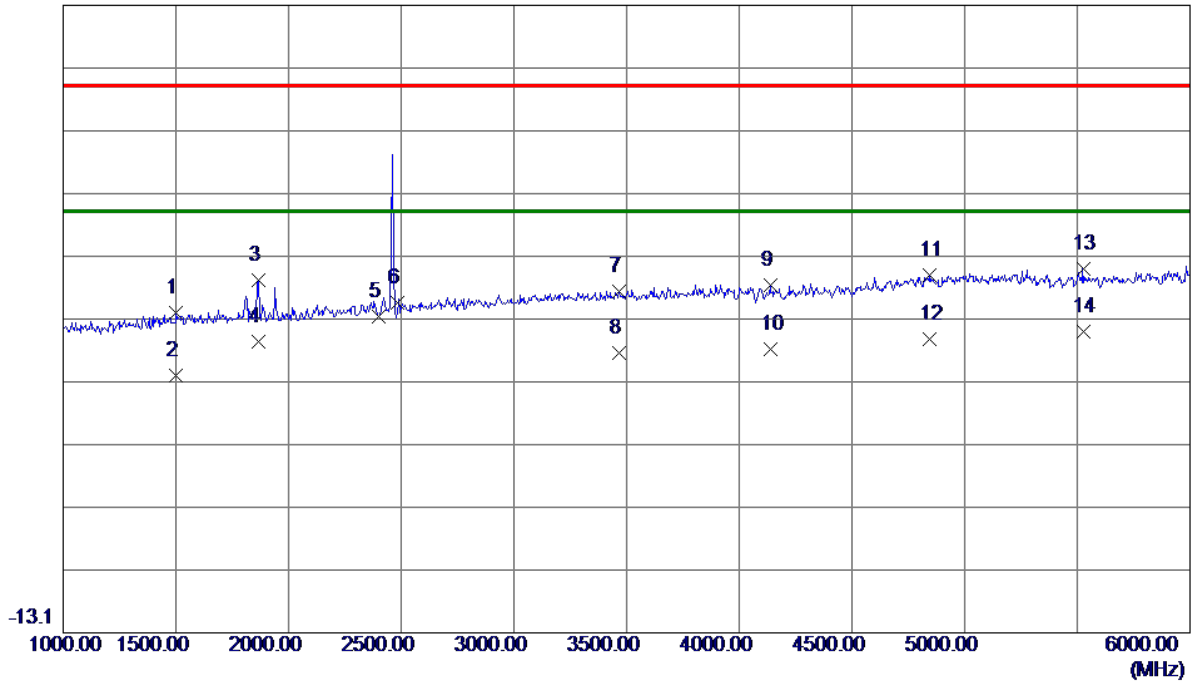
#### 4.2.7 TEST RESULTS-ABOVE 1 GHZ

Remark :

- (1) All readings are Peak unless otherwise stated QP in column of 『Note 』. Peak denotes that the Peak reading compliance with the QP Limits and then QP Mode measurement didn't perform.
- (2) Radiated emissions measured in frequency range above 1000 MHz were made with an instrument using Peak detector mode and AV detector mode of the emission.
- (3) Data of measurement within this frequency range shown “ \* ” in the table above means the reading of emissions are attenuated more than 20 dB below the permissible limits or the field strength is too small to be measured.
- (4) A preamp and high pass filter were used for this test in order to provide sufficient measurement sensitivity.

EUT	Smart Phone	Model Name	DUB-LX3
Temperature	22°C	Relative Humidity	55%
Test Voltage	AC 120V/60Hz	Polarization	Vertical
Test Mode	Adapter+ Idle+Playing+Speaker		
Test Engineer	Simon		

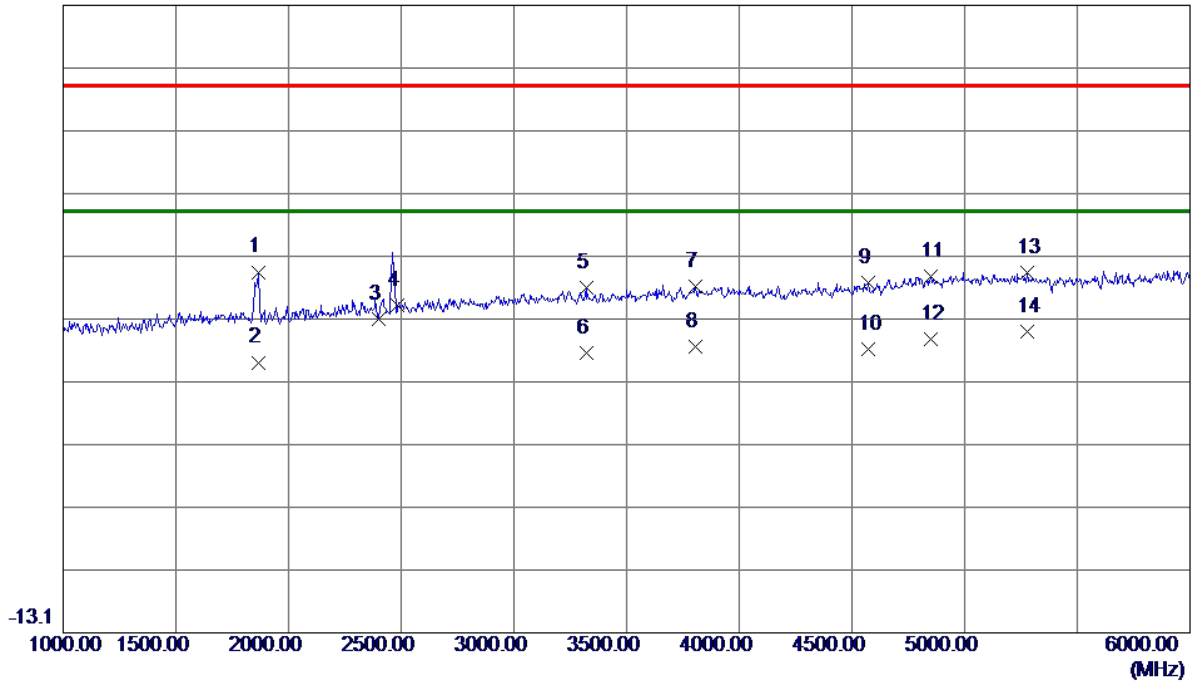
86.9 dBuV/m



No.	Freq. MHz	Reading Level dBuV/m	Correct Factor dB	Measure ment dBuV/m	Limit dBuV/m	Margin dB	Detector
1	1500.0000	41.48	-3.56	37.92	74.00	-36.08	Peak
2	1500.0000	31.52	-3.56	27.96	54.00	-26.04	AVG
3	1867.5000	45.43	-2.30	43.13	74.00	-30.87	Peak
4	1867.5000	35.55	-2.30	33.25	54.00	-20.75	AVG
5	2400.0000	37.55	-0.22	37.33	74.00	-36.67	Peak
6	2483.5000	39.46	0.12	39.58	74.00	-34.42	Peak
7	3465.0000	38.20	3.15	41.35	74.00	-32.65	Peak
8	3465.0000	28.37	3.15	31.52	54.00	-22.48	AVG
9	4137.5000	37.31	5.01	42.32	74.00	-31.68	Peak
10	4137.5000	27.14	5.01	32.15	54.00	-21.85	AVG
11	4845.0000	36.85	7.05	43.90	74.00	-30.10	Peak
12	4845.0000	26.59	7.05	33.64	54.00	-20.36	AVG
13	5525.0000	36.76	8.18	44.94	74.00	-29.06	Peak
14 *	5525.0000	26.67	8.18	34.85	54.00	-19.15	AVG

EUT	Smart Phone	Model Name	DUB-LX3
Temperature	22°C	Relative Humidity	55%
Test Voltage	AC 120V/60Hz	Polarization	Horizontal
Test Mode	Adapter+ Idle+Playing+Speaker		
Test Engineer	Simon		

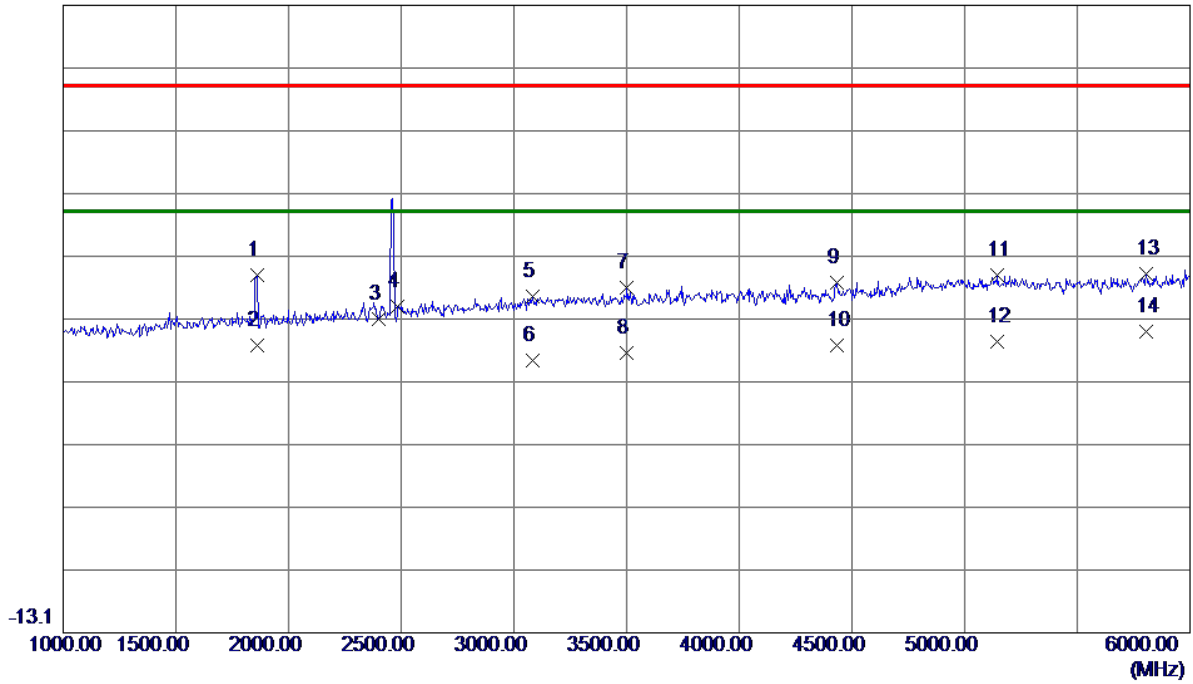
86.9 dBuV/m



No.	Freq. MHz	Reading Level dBuV/m	Correct Factor dB	Measure ment dBuV/m	Limit dBuV/m	Margin dB	Detector
1	1867.5000	46.70	-2.30	44.40	74.00	-29.60	Peak
2	1867.5000	32.30	-2.30	30.00	54.00	-24.00	AVG
3	2400.0000	37.19	-0.22	36.97	74.00	-37.03	Peak
4	2483.5000	38.97	0.12	39.09	74.00	-34.91	Peak
5	3320.0000	39.25	2.67	41.92	74.00	-32.08	Peak
6	3320.0000	28.85	2.67	31.52	54.00	-22.48	AVG
7	3805.0000	38.00	4.18	42.18	74.00	-31.82	Peak
8	3805.0000	28.33	4.18	32.51	54.00	-21.49	AVG
9	4572.5000	36.80	5.95	42.75	74.00	-31.25	Peak
10	4572.5000	26.23	5.95	32.18	54.00	-21.82	AVG
11	4852.5000	36.68	7.08	43.76	74.00	-30.24	Peak
12	4852.5000	26.56	7.08	33.64	54.00	-20.36	AVG
13	5277.5000	36.30	7.93	44.23	74.00	-29.77	Peak
14 *	5277.5000	26.92	7.93	34.85	54.00	-19.15	AVG

EUT	Smart Phone	Model Name	DUB-LX3
Temperature	22°C	Relative Humidity	55%
Test Voltage	AC 120V/60Hz	Polarization	Vertical
Test Mode	Adapter+ Idle+Playing+earphone		
Test Engineer	Simon		

86.9 dBuV/m

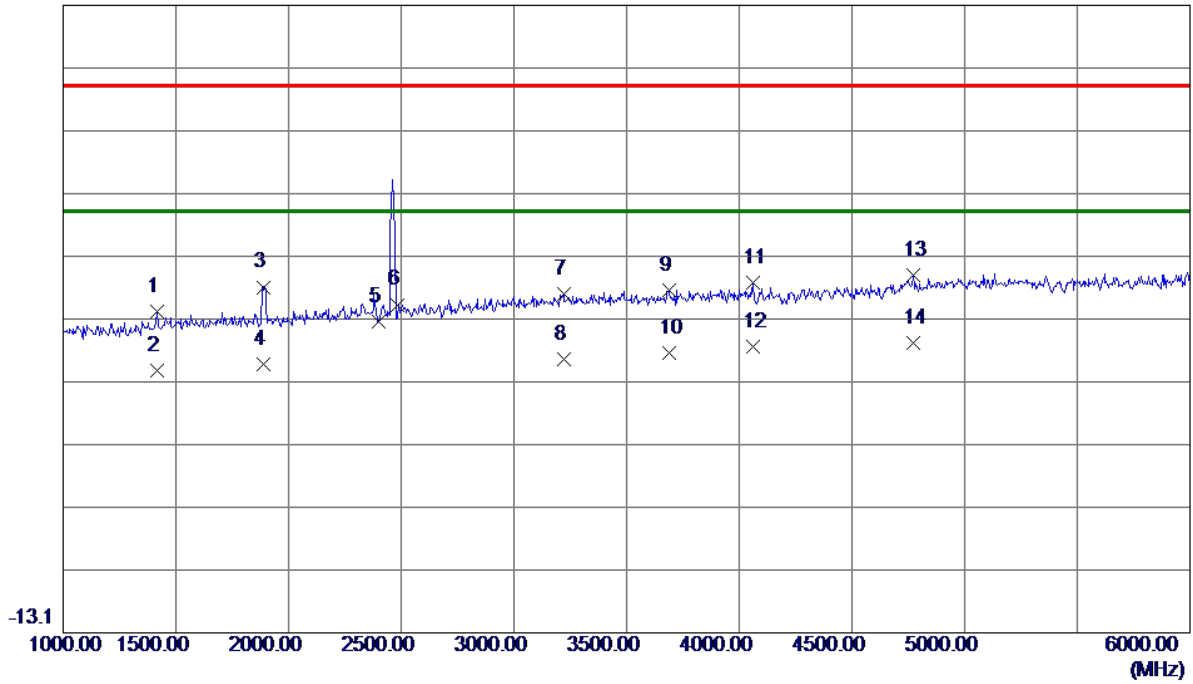


No.	Freq. MHz	Reading Level dBuV/m	Correct Factor dB	Measure ment dBuV/m	Limit dBuV/m	Margin dB	Detector
1	1860.0000	46.14	-2.33	43.81	74.00	-30.19	Peak
2	1860.0000	34.96	-2.33	32.63	54.00	-21.37	AVG
3	2400.0000	37.16	-0.22	36.94	74.00	-37.06	Peak
4	2483.5000	38.75	0.12	38.87	74.00	-35.13	Peak
5	3082.5000	38.71	1.87	40.58	74.00	-33.42	Peak
6	3082.5000	28.41	1.87	30.28	54.00	-23.72	AVG
7	3502.5000	38.61	3.28	41.89	74.00	-32.11	Peak
8	3502.5000	28.24	3.28	31.52	54.00	-22.48	AVG
9	4432.5000	37.24	5.54	42.78	74.00	-31.22	Peak
10	4432.5000	27.10	5.54	32.64	54.00	-21.36	AVG
11	5145.0000	36.17	7.81	43.98	74.00	-30.02	Peak
12	5145.0000	25.48	7.81	33.29	54.00	-20.71	AVG
13	5807.5000	35.44	8.67	44.11	74.00	-29.89	Peak
14 *	5807.5000	26.18	8.67	34.85	54.00	-19.15	AVG



EUT	Smart Phone	Model Name	DUB-LX3
Temperature	22°C	Relative Humidity	55%
Test Voltage	AC 120V/60Hz	Polarization	Horizontal
Test Mode	Adapter+ Idle+Playing+earphone		
Test Engineer	Simon		

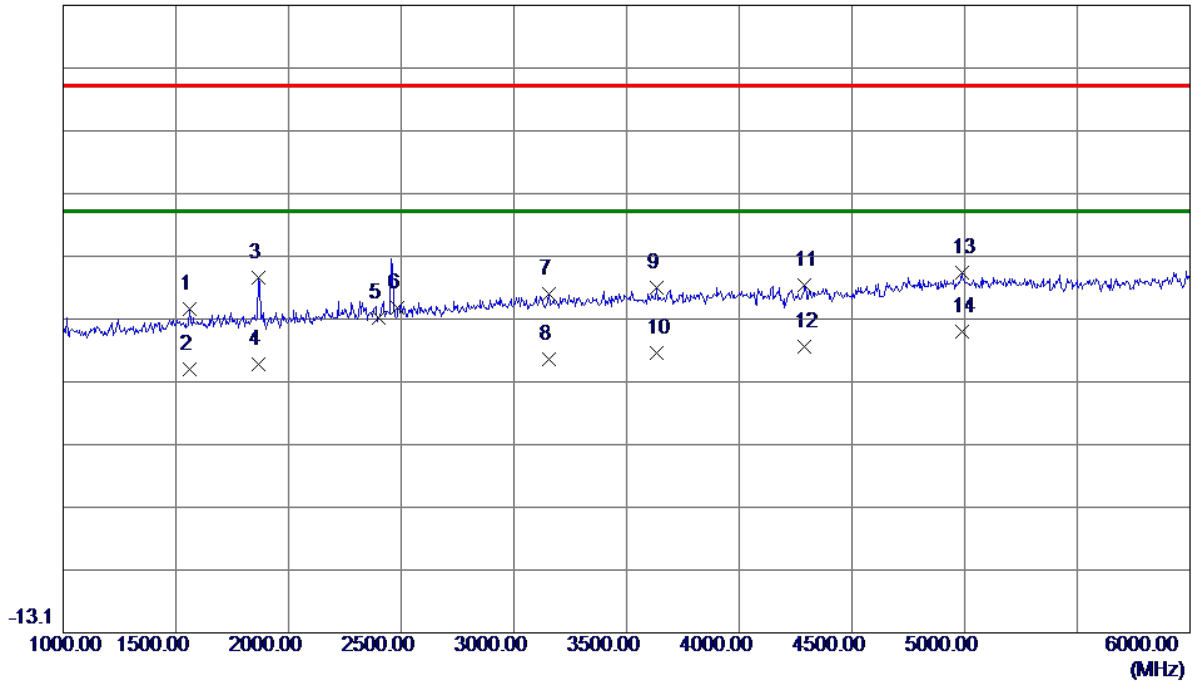
86.9 dBuV/m



No.	Freq. MHz	Reading Level dBuV/m	Correct Factor dB	Measure ment dBuV/m	Limit dBuV/m	Margin dB	Detector
1	1415.0000	42.23	-4.15	38.08	74.00	-35.92	Peak
2	1415.0000	32.79	-4.15	28.64	54.00	-25.36	AVG
3	1890.0000	44.23	-2.23	42.00	74.00	-32.00	Peak
4	1890.0000	32.02	-2.23	29.79	54.00	-24.21	AVG
5	2400.0000	36.67	-0.22	36.45	74.00	-37.55	Peak
6	2483.5000	39.08	0.12	39.20	74.00	-34.80	Peak
7	3220.0000	38.66	2.33	40.99	74.00	-33.01	Peak
8	3220.0000	28.21	2.33	30.54	54.00	-23.46	AVG
9	3687.5000	37.72	3.83	41.55	74.00	-32.45	Peak
10	3687.5000	27.69	3.83	31.52	54.00	-22.48	AVG
11	4062.5000	37.91	4.87	42.78	74.00	-31.22	Peak
12	4062.5000	27.65	4.87	32.52	54.00	-21.48	AVG
13	4770.0000	37.11	6.75	43.86	74.00	-30.14	Peak
14 *	4770.0000	26.39	6.75	33.14	54.00	-20.86	AVG

EUT	Smart Phone	Model Name	DUB-LX3
Temperature	22°C	Relative Humidity	55%
Test Voltage	AC 120V/60Hz	Polarization	Vertical
Test Mode	Adapter+Idle+2.4G WIFI+BT+GPS+Camera on(Front)		
Test Engineer	Simon		

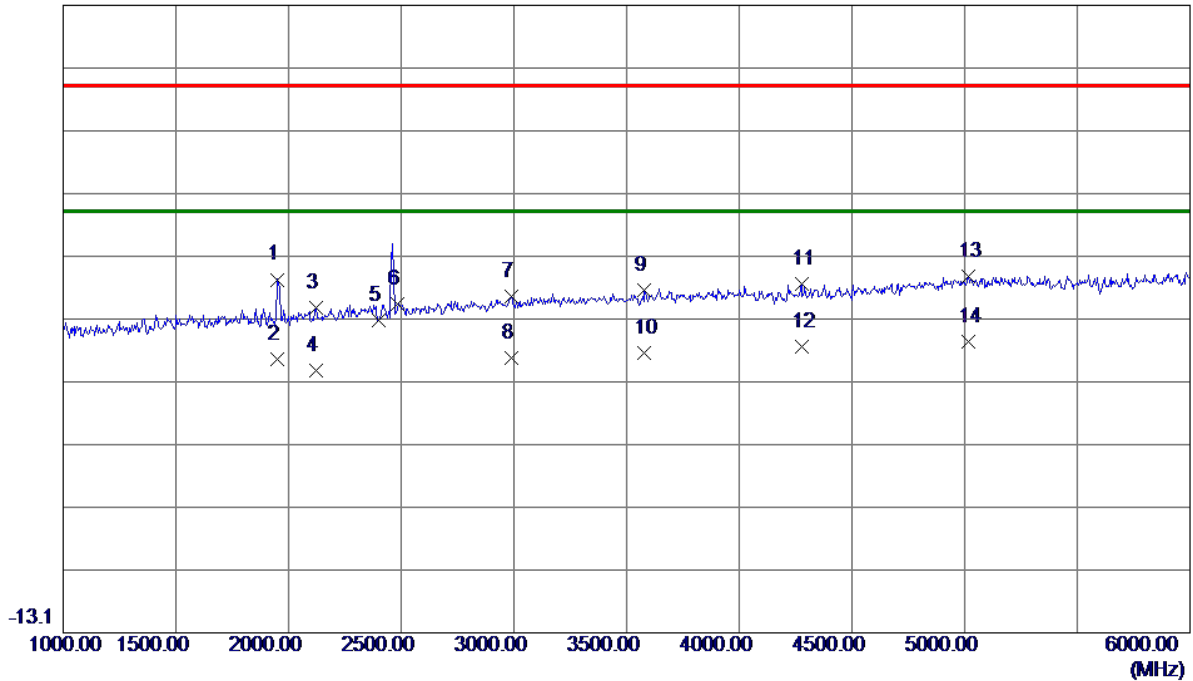
86.9 dBuV/m



No.	Freq. MHz	Reading Level dBuV/m	Correct Factor dB	Measure ment dBuV/m	Limit dBuV/m	Margin dB	Detector
1	1560.0000	41.87	-3.35	38.52	74.00	-35.48	Peak
2	1560.0000	32.31	-3.35	28.96	54.00	-25.04	AVG
3	1867.5000	45.74	-2.30	43.44	74.00	-30.56	Peak
4	1867.5000	32.01	-2.30	29.71	54.00	-24.29	AVG
5	2400.0000	37.31	-0.22	37.09	74.00	-36.91	Peak
6	2483.5000	38.59	0.12	38.71	74.00	-35.29	Peak
7	3155.0000	38.73	2.11	40.84	74.00	-33.16	Peak
8	3155.0000	28.41	2.11	30.52	54.00	-23.48	AVG
9	3635.0000	38.20	3.67	41.87	74.00	-32.13	Peak
10	3635.0000	27.85	3.67	31.52	54.00	-22.48	AVG
11	4290.0000	36.99	5.28	42.27	74.00	-31.73	Peak
12	4290.0000	27.26	5.28	32.54	54.00	-21.46	AVG
13	4987.5000	36.69	7.62	44.31	74.00	-29.69	Peak
14 *	4987.5000	27.23	7.62	34.85	54.00	-19.15	AVG

EUT	Smart Phone	Model Name	DUB-LX3
Temperature	22°C	Relative Humidity	55%
Test Voltage	AC 120V/60Hz	Polarization	Horizontal
Test Mode	Adapter+Idle+2.4G WIFI+BT+GPS+Camera on(Front)		
Test Engineer	Simon		

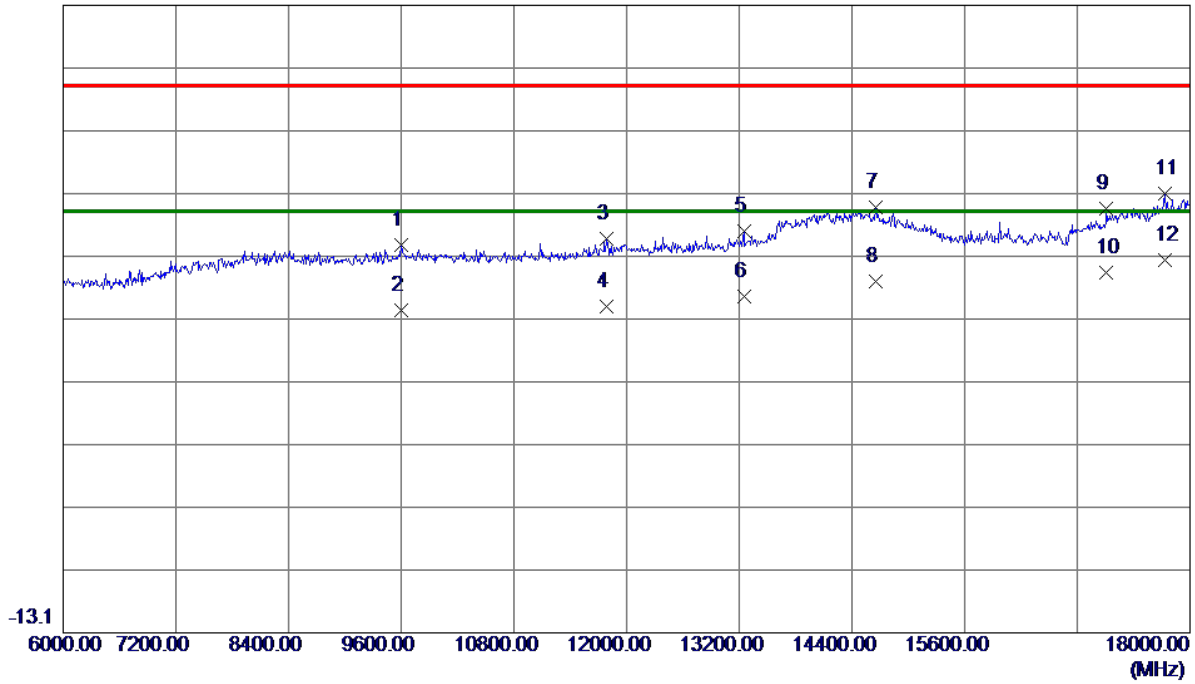
86.9 dBuV/m



No.	Freq. MHz	Reading Level dBuV/m	Correct Factor dB	Measure ment dBuV/m	Limit dBuV/m	Margin dB	Detector
1	1950.0000	45.22	-2.02	43.20	74.00	-30.80	Peak
2	1950.0000	32.55	-2.02	30.53	54.00	-23.47	AVG
3	2120.0000	40.03	-1.36	38.67	74.00	-35.33	Peak
4	2120.0000	30.00	-1.36	28.64	54.00	-25.36	AVG
5	2400.0000	36.93	-0.22	36.71	74.00	-37.29	Peak
6	2483.5000	39.12	0.12	39.24	74.00	-34.76	Peak
7	2987.5000	39.02	1.55	40.57	74.00	-33.43	Peak
8	2987.5000	29.09	1.55	30.64	54.00	-23.36	AVG
9	3580.0000	38.05	3.51	41.56	74.00	-32.44	Peak
10	3580.0000	28.01	3.51	31.52	54.00	-22.48	AVG
11	4277.5000	37.19	5.26	42.45	74.00	-31.55	Peak
12	4277.5000	27.26	5.26	32.52	54.00	-21.48	AVG
13	5015.0000	35.99	7.68	43.67	74.00	-30.33	Peak
14 *	5015.0000	25.59	7.68	33.27	54.00	-20.73	AVG

EUT	Smart Phone	Model Name	DUB-LX3
Temperature	22°C	Relative Humidity	55%
Test Voltage	AC 120V/60Hz	Polarization	Vertical
Test Mode	Adapter+Idle+2.4G WIFI+BT+GPS+Camera on(Front)		
Test Engineer	Simon		

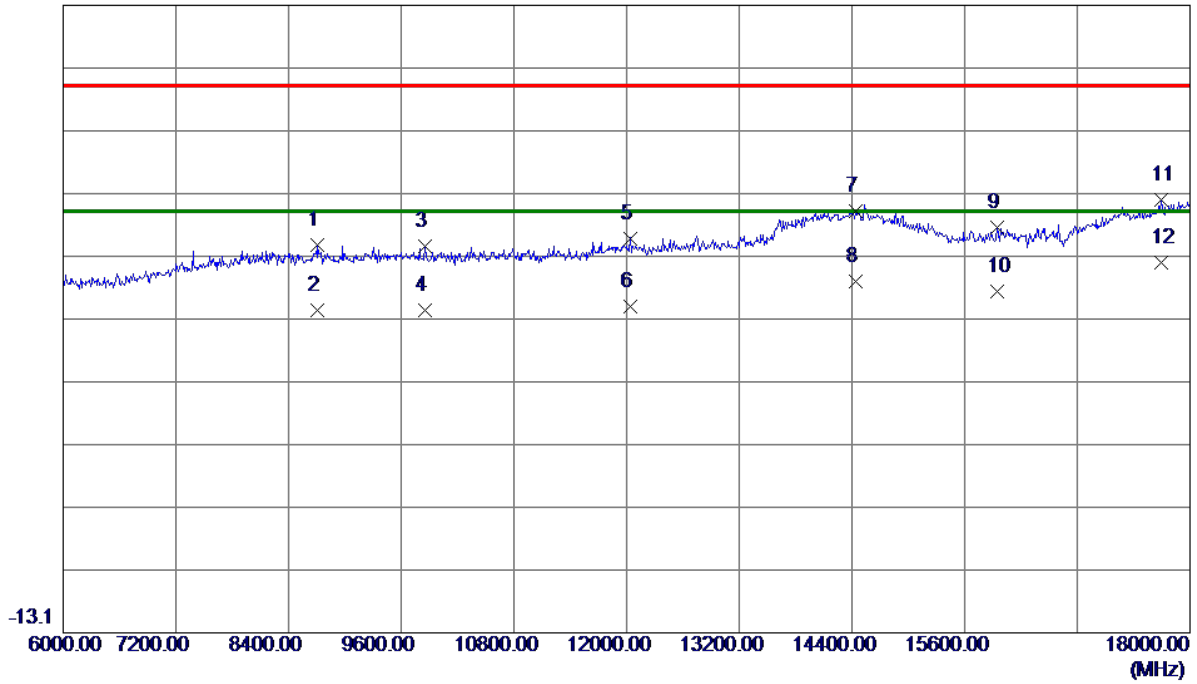
86.9 dBuV/m



No.	Freq. MHz	Reading Level dBuV/m	Correct Factor dB	Measure ment dBuV/m	Limit dBuV/m	Margin dB	Detector
1	9600.0000	34.03	14.71	48.74	74.00	-25.26	Peak
2	9600.0000	23.54	14.71	38.25	54.00	-15.75	AVG
3	11790.0000	32.21	17.46	49.67	74.00	-24.33	Peak
4	11790.0000	21.50	17.46	38.96	54.00	-15.04	AVG
5	13248.0000	31.03	19.83	50.86	74.00	-23.14	Peak
6	13248.0000	20.69	19.83	40.52	54.00	-13.48	AVG
7	14658.0000	32.13	22.57	54.70	74.00	-19.30	Peak
8	14658.0000	20.32	22.57	42.89	54.00	-11.11	AVG
9	17112.0000	31.63	22.87	54.50	74.00	-19.50	Peak
10	17112.0000	21.38	22.87	44.25	54.00	-9.75	AVG
11	17730.0000	32.46	24.50	56.96	74.00	-17.04	Peak
12 *	17730.0000	21.75	24.50	46.25	54.00	-7.75	AVG

EUT	Smart Phone	Model Name	DUB-LX3
Temperature	22°C	Relative Humidity	55%
Test Voltage	AC 120V/60Hz	Polarization	Horizontal
Test Mode	Adapter+Idle+2.4G WIFI+BT+GPS+Camera on(Front)		
Test Engineer	Simon		

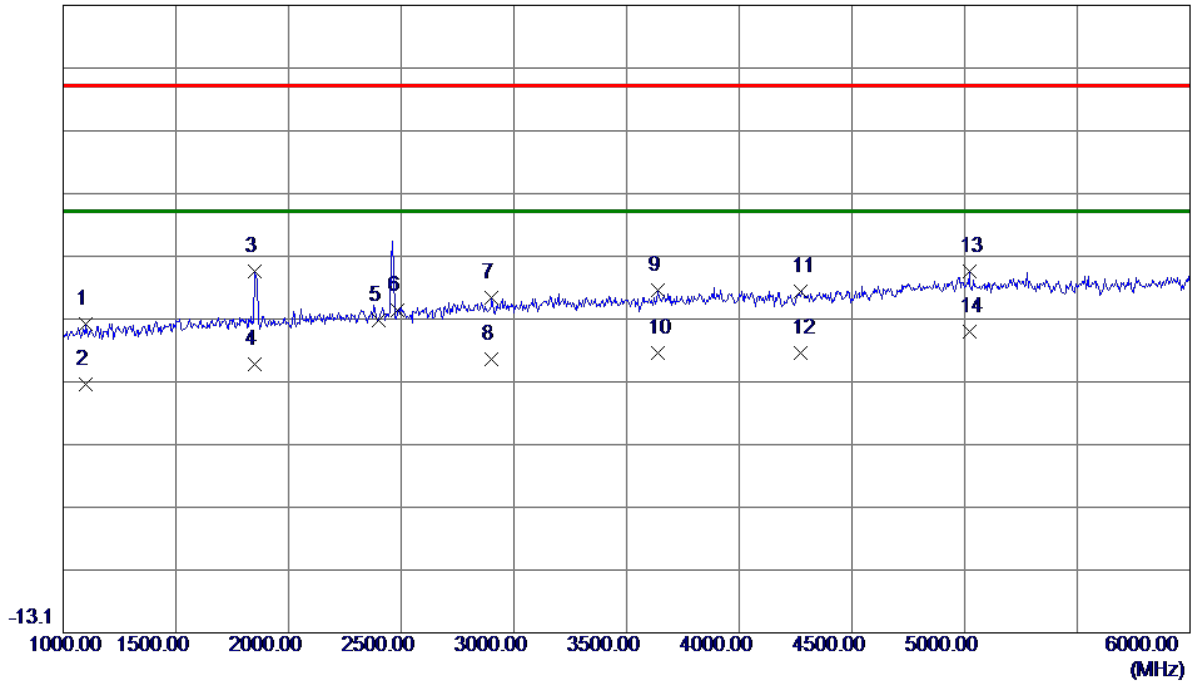
86.9 dBuV/m



No.	Freq. MHz	Reading Level dBuV/m	Correct Factor dB	Measure ment dBuV/m	Limit dBuV/m	Margin dB	Detector
1	8712.0000	34.69	14.07	48.76	74.00	-25.24	Peak
2	8712.0000	24.18	14.07	38.25	54.00	-15.75	AVG
3	9858.0000	33.58	14.84	48.42	74.00	-25.58	Peak
4	9858.0000	23.41	14.84	38.25	54.00	-15.75	AVG
5	12036.0000	31.83	17.97	49.80	74.00	-24.20	Peak
6	12036.0000	20.99	17.97	38.96	54.00	-15.04	AVG
7	14436.0000	31.16	22.90	54.06	74.00	-19.94	Peak
8	14436.0000	20.01	22.90	42.91	54.00	-11.09	AVG
9	15948.0000	31.75	19.72	51.47	74.00	-22.53	Peak
10	15948.0000	21.64	19.72	41.36	54.00	-12.64	AVG
11	17694.0000	31.62	24.37	55.99	74.00	-18.01	Peak
12 *	17694.0000	21.48	24.37	45.85	54.00	-8.15	AVG

EUT	Smart Phone	Model Name	DUB-LX3
Temperature	22°C	Relative Humidity	55%
Test Voltage	AC 120V/60Hz	Polarization	Vertical
Test Mode	Adapter+Traffic(LTE)		
Test Engineer	Simon		

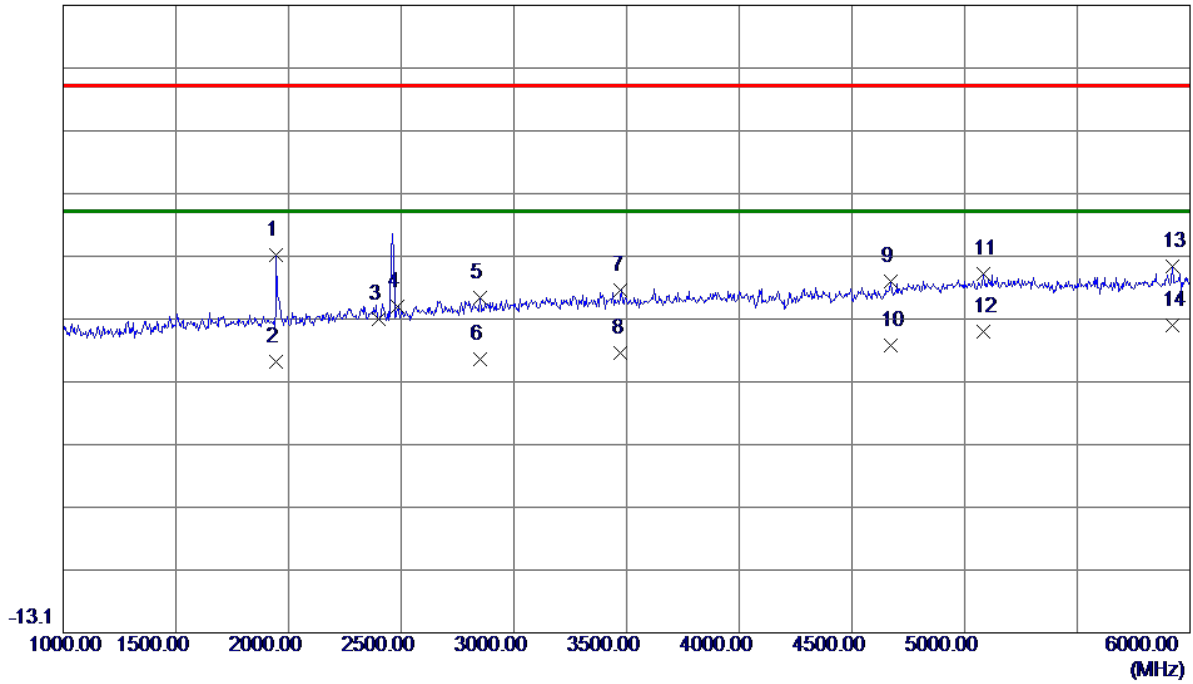
86.9 dBuV/m



No.	Freq. MHz	Reading Level dBuV/m	Correct Factor dB	Measure ment dBuV/m	Limit dBuV/m	Margin dB	Detector
1	1097.5000	42.44	-6.37	36.07	74.00	-37.93	Peak
2	1097.5000	32.89	-6.37	26.52	54.00	-27.48	AVG
3	1850.0000	46.77	-2.36	44.41	74.00	-29.59	Peak
4	1850.0000	32.00	-2.36	29.64	54.00	-24.36	AVG
5	2400.0000	36.83	-0.22	36.61	74.00	-37.39	Peak
6	2483.5000	38.12	0.12	38.24	74.00	-35.76	Peak
7	2902.5000	38.91	1.32	40.23	74.00	-33.77	Peak
8	2902.5000	29.22	1.32	30.54	54.00	-23.46	AVG
9	3640.0000	37.79	3.69	41.48	74.00	-32.52	Peak
10	3640.0000	27.83	3.69	31.52	54.00	-22.48	AVG
11	4275.0000	36.14	5.25	41.39	74.00	-32.61	Peak
12	4275.0000	26.32	5.25	31.57	54.00	-22.43	AVG
13	5022.5000	36.88	7.69	44.57	74.00	-29.43	Peak
14 *	5022.5000	27.27	7.69	34.96	54.00	-19.04	AVG

EUT	Smart Phone	Model Name	DUB-LX3
Temperature	22°C	Relative Humidity	55%
Test Voltage	AC 120V/60Hz	Polarization	Horizontal
Test Mode	Adapter+Traffic(LTE)		
Test Engineer	Simon		

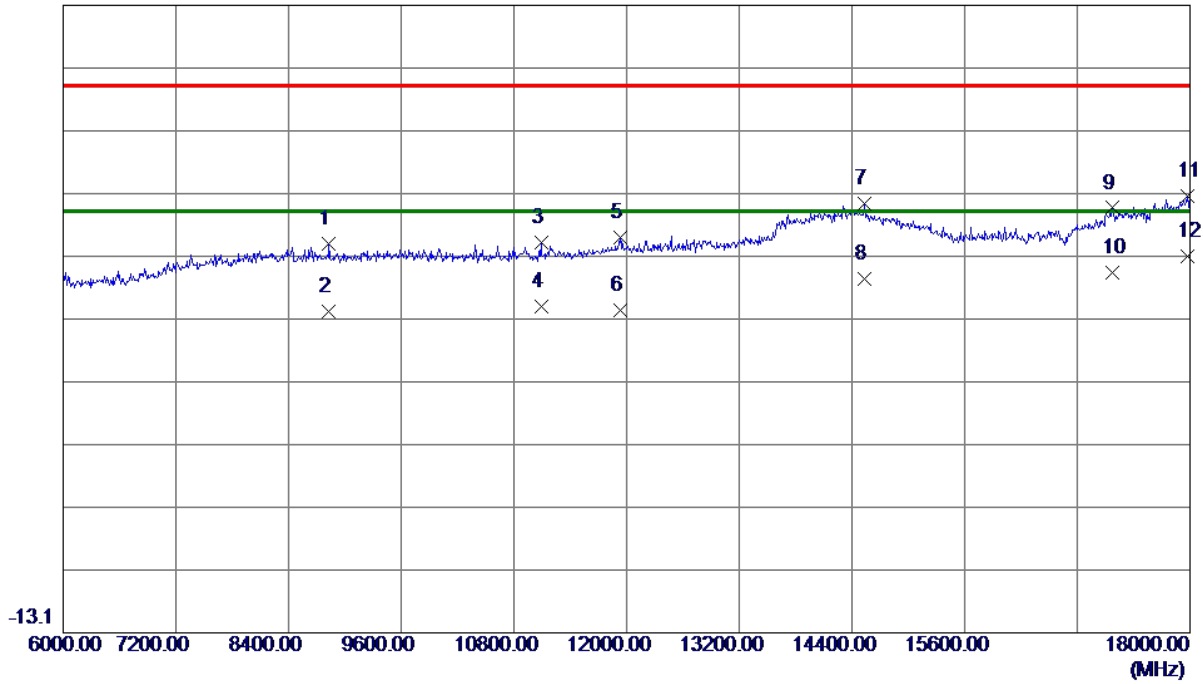
86.9 dBuV/m



No.	Freq. MHz	Reading Level dBuV/m	Correct Factor dB	Measure ment dBuV/m	Limit dBuV/m	Margin dB	Detector
1	1945.0000	49.10	-2.04	47.06	74.00	-26.94	Peak
2	1945.0000	32.16	-2.04	30.12	54.00	-23.88	AVG
3	2400.0000	37.04	-0.22	36.82	74.00	-37.18	Peak
4	2483.5000	38.72	0.12	38.84	74.00	-35.16	Peak
5	2852.5000	39.17	1.18	40.35	74.00	-33.65	Peak
6	2852.5000	29.36	1.18	30.54	54.00	-23.46	AVG
7	3475.0000	38.34	3.19	41.53	74.00	-32.47	Peak
8	3475.0000	28.33	3.19	31.52	54.00	-22.48	AVG
9	4670.0000	36.55	6.34	42.89	74.00	-31.11	Peak
10	4670.0000	26.33	6.34	32.67	54.00	-21.33	AVG
11	5082.5000	36.36	7.75	44.11	74.00	-29.89	Peak
12	5082.5000	27.10	7.75	34.85	54.00	-19.15	AVG
13	5922.5000	36.48	8.87	45.35	74.00	-28.65	Peak
14 *	5922.5000	27.09	8.87	35.96	54.00	-18.04	AVG

EUT	Smart Phone	Model Name	DUB-LX3
Temperature	22°C	Relative Humidity	55%
Test Voltage	AC 120V/60Hz	Polarization	Vertical
Test Mode	Adapter+Traffic(LTE)		
Test Engineer	Simon		

86.9 dBuV/m

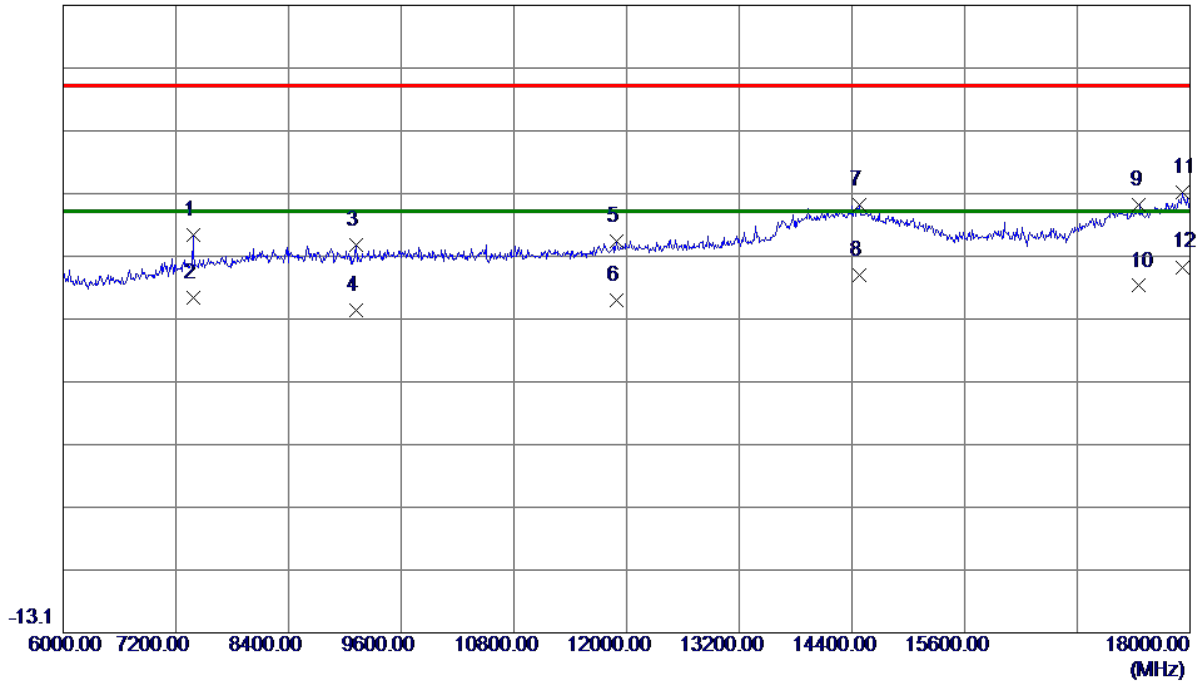


No.	Freq. MHz	Reading Level dBuV/m	Correct Factor dB	Measure ment dBuV/m	Limit dBuV/m	Margin dB	Detector
1	8832.0000	34.71	14.17	48.88	74.00	-25.12	Peak
2	8832.0000	23.98	14.17	38.15	54.00	-15.85	AVG
3	11094.0000	32.98	16.20	49.18	74.00	-24.82	Peak
4	11094.0000	22.76	16.20	38.96	54.00	-15.04	AVG
5	11934.0000	32.02	17.81	49.83	74.00	-24.17	Peak
6	11934.0000	20.44	17.81	38.25	54.00	-15.75	AVG
7	14538.0000	32.45	22.86	55.31	74.00	-18.69	Peak
8	14538.0000	20.36	22.86	43.22	54.00	-10.78	AVG
9	17172.0000	31.61	22.99	54.60	74.00	-19.40	Peak
10	17172.0000	21.26	22.99	44.25	54.00	-9.75	AVG
11	17970.0000	31.16	25.40	56.56	74.00	-17.44	Peak
12 *	17970.0000	21.56	25.40	46.96	54.00	-7.04	AVG



EUT	Smart Phone	Model Name	DUB-LX3
Temperature	22°C	Relative Humidity	55%
Test Voltage	AC 120V/60Hz	Polarization	Horizontal
Test Mode	Adapter+Traffic(LTE)		
Test Engineer	Simon		

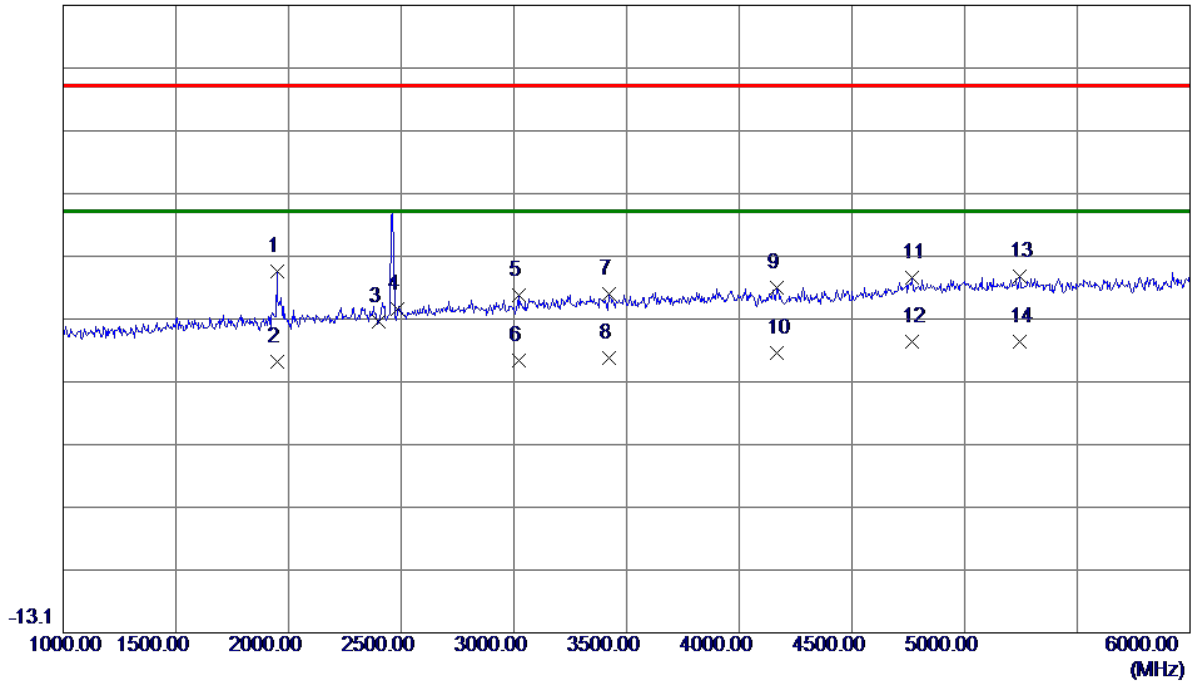
86.9 dBuV/m



No.	Freq. MHz	Reading Level dBuV/m	Correct Factor dB	Measure ment dBuV/m	Limit dBuV/m	Margin dB	Detector
1	7386.0000	37.98	12.32	50.30	74.00	-23.70	Peak
2	7386.0000	27.93	12.32	40.25	54.00	-13.75	AVG
3	9126.0000	34.30	14.39	48.69	74.00	-25.31	Peak
4	9126.0000	23.86	14.39	38.25	54.00	-15.75	AVG
5	11898.0000	31.53	17.72	49.25	74.00	-24.75	Peak
6	11898.0000	22.13	17.72	39.85	54.00	-14.15	AVG
7	14484.0000	32.09	22.94	55.03	74.00	-18.97	Peak
8	14484.0000	21.02	22.94	43.96	54.00	-10.04	AVG
9	17460.0000	31.48	23.57	55.05	74.00	-18.95	Peak
10	17460.0000	18.63	23.57	42.20	54.00	-11.80	AVG
11	17916.0000	31.90	25.20	57.10	74.00	-16.90	Peak
12 *	17916.0000	20.00	25.20	45.20	54.00	-8.80	AVG

EUT	Smart Phone	Model Name	DUB-LX3
Temperature	22°C	Relative Humidity	55%
Test Voltage	AC 120V/60Hz	Polarization	Vertical
Test Mode	FM 98MHz		
Test Engineer	Simon		

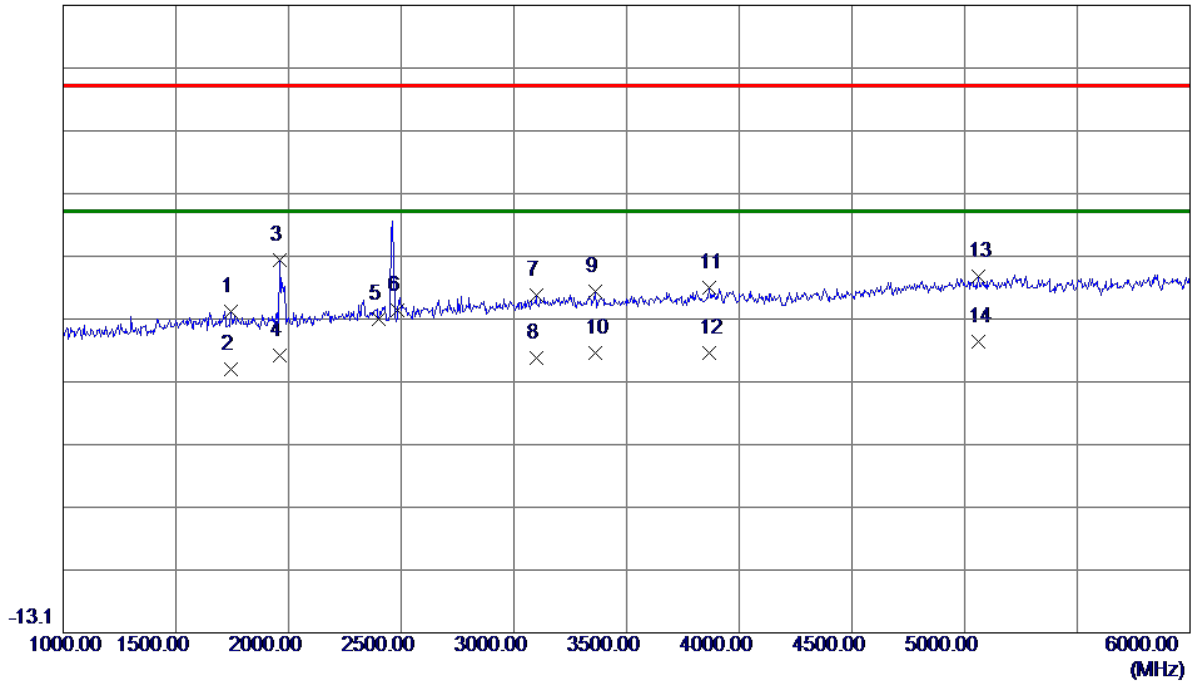
86.9 dBuV/m



No.	Freq. MHz	Reading Level dBuV/m	Correct Factor dB	Measure ment dBuV/m	Limit dBuV/m	Margin dB	Detector
1	1947.5000	46.54	-2.03	44.51	74.00	-29.49	Peak
2	1947.5000	32.10	-2.03	30.07	54.00	-23.93	AVG
3	2400.0000	36.64	-0.22	36.42	74.00	-37.58	Peak
4	2483.5000	38.32	0.12	38.44	74.00	-35.56	Peak
5	3020.0000	39.03	1.66	40.69	74.00	-33.31	Peak
6	3020.0000	28.58	1.66	30.24	54.00	-23.76	AVG
7	3420.0000	37.91	3.00	40.91	74.00	-33.09	Peak
8	3420.0000	27.64	3.00	30.64	54.00	-23.36	AVG
9	4167.5000	36.86	5.06	41.92	74.00	-32.08	Peak
10	4167.5000	26.46	5.06	31.52	54.00	-22.48	AVG
11	4767.5000	36.69	6.74	43.43	74.00	-30.57	Peak
12	4767.5000	26.51	6.74	33.25	54.00	-20.75	AVG
13	5245.0000	35.74	7.90	43.64	74.00	-30.36	Peak
14 *	5245.0000	25.44	7.90	33.34	54.00	-20.66	AVG

EUT	Smart Phone	Model Name	DUB-LX3
Temperature	22°C	Relative Humidity	55%
Test Voltage	AC 120V/60Hz	Polarization	Horizontal
Test Mode	FM 98MHz		
Test Engineer	Simon		

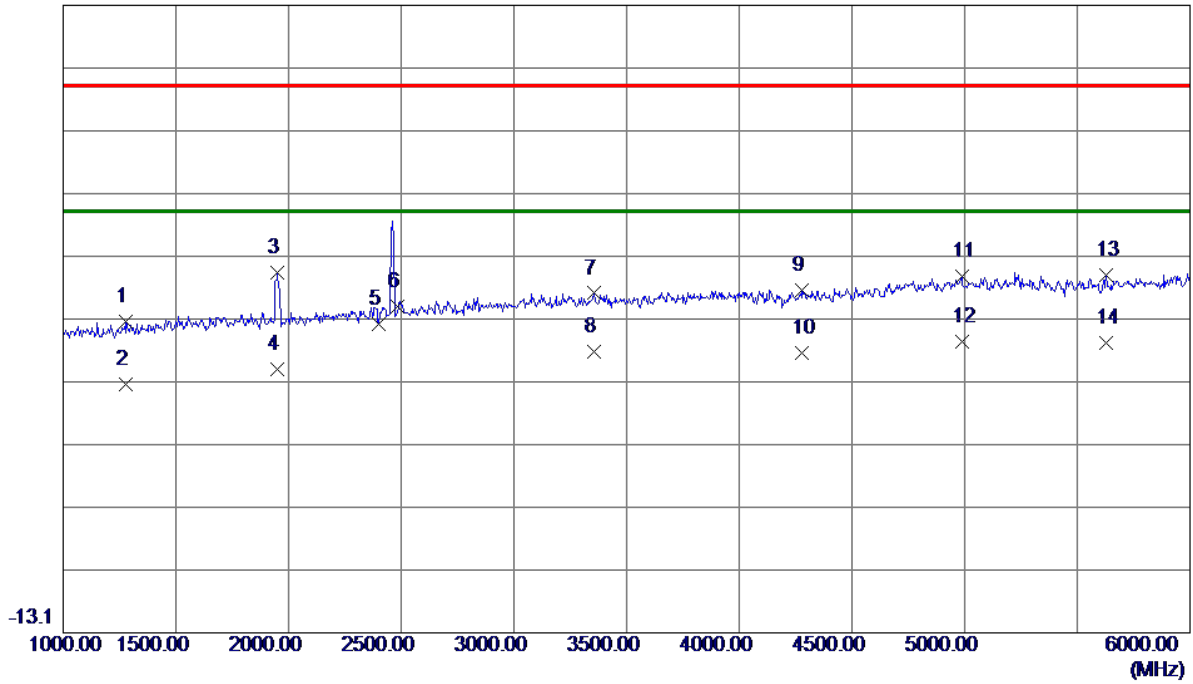
86.9 dBuV/m



No.	Freq. MHz	Reading Level dBuV/m	Correct Factor dB	Measure ment dBuV/m	Limit dBuV/m	Margin dB	Detector
1	1745.0000	40.79	-2.72	38.07	74.00	-35.93	Peak
2	1745.0000	31.68	-2.72	28.96	54.00	-25.04	AVG
3	1960.0000	48.29	-1.99	46.30	74.00	-27.70	Peak
4	1960.0000	33.01	-1.99	31.02	54.00	-22.98	AVG
5	2400.0000	37.04	-0.22	36.82	74.00	-37.18	Peak
6	2483.5000	38.26	0.12	38.38	74.00	-35.62	Peak
7	3097.5000	38.84	1.92	40.76	74.00	-33.24	Peak
8	3097.5000	28.72	1.92	30.64	54.00	-23.36	AVG
9	3360.0000	38.55	2.80	41.35	74.00	-32.65	Peak
10	3360.0000	28.72	2.80	31.52	54.00	-22.48	AVG
11	3865.0000	37.60	4.36	41.96	74.00	-32.04	Peak
12	3865.0000	27.18	4.36	31.54	54.00	-22.46	AVG
13	5062.5000	35.92	7.73	43.65	74.00	-30.35	Peak
14 *	5062.5000	25.56	7.73	33.29	54.00	-20.71	AVG

EUT	Smart Phone	Model Name	DUB-LX3
Temperature	22°C	Relative Humidity	55%
Test Voltage	AC 120V/60Hz	Polarization	Vertical
Test Mode	USB Copy + Idle		
Test Engineer	Simon		

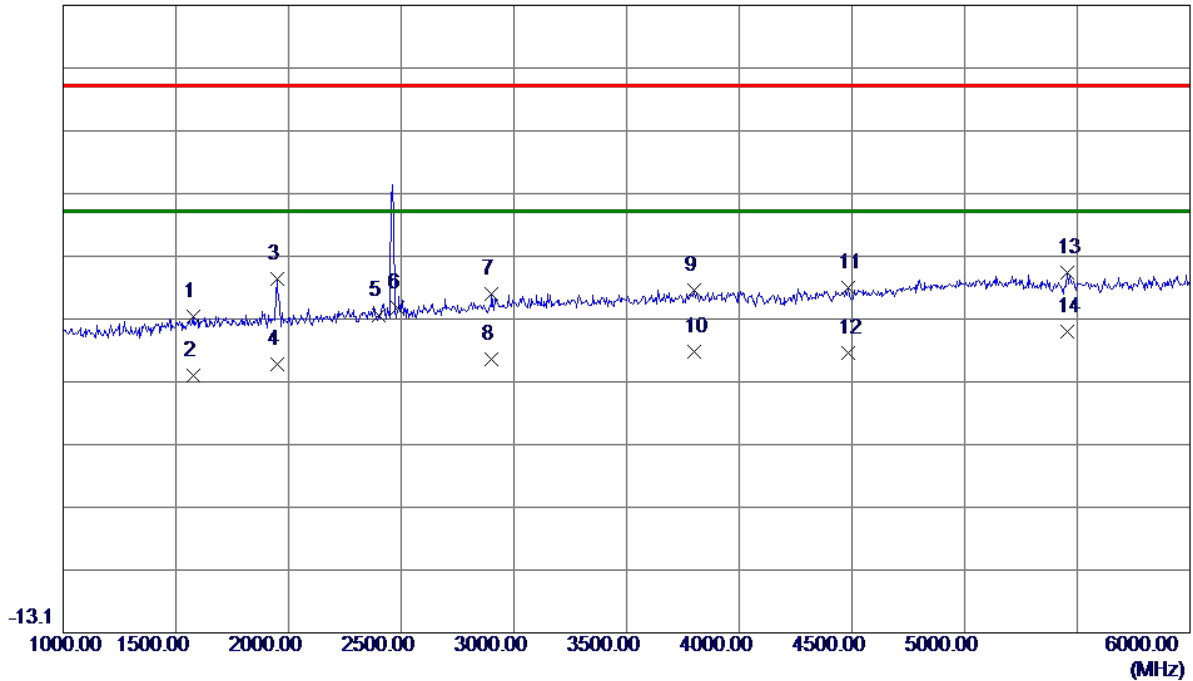
86.9 dBuV/m



No.	Freq. MHz	Reading Level dBuV/m	Correct Factor dB	Measure ment dBuV/m	Limit dBuV/m	Margin dB	Detector
1	1280.0000	41.68	-5.10	36.58	74.00	-37.42	Peak
2	1280.0000	31.61	-5.10	26.51	54.00	-27.49	AVG
3	1950.0000	46.32	-2.02	44.30	74.00	-29.70	Peak
4	1950.0000	30.98	-2.02	28.96	54.00	-25.04	AVG
5	2400.0000	36.24	-0.22	36.02	74.00	-37.98	Peak
6	2483.5000	38.80	0.12	38.92	74.00	-35.08	Peak
7	3357.5000	38.21	2.79	41.00	74.00	-33.00	Peak
8	3357.5000	28.85	2.79	31.64	54.00	-22.36	AVG
9	4280.0000	36.33	5.26	41.59	74.00	-32.41	Peak
10	4280.0000	26.26	5.26	31.52	54.00	-22.48	AVG
11	4987.5000	36.11	7.62	43.73	74.00	-30.27	Peak
12 *	4987.5000	25.65	7.62	33.27	54.00	-20.73	AVG
13	5630.0000	35.57	8.36	43.93	74.00	-30.07	Peak
14	5630.0000	24.81	8.36	33.17	54.00	-20.83	AVG

EUT	Smart Phone	Model Name	DUB-LX3
Temperature	22°C	Relative Humidity	55%
Test Voltage	AC 120V/60Hz	Polarization	Horizontal
Test Mode	USB Copy + Idle		
Test Engineer	Simon		

86.9 dBuV/m



No.	Freq. MHz	Reading Level dBuV/m	Correct Factor dB	Measure ment dBuV/m	Limit dBuV/m	Margin dB	Detector
1	1580.0000	40.66	-3.29	37.37	74.00	-36.63	Peak
2	1580.0000	31.14	-3.29	27.85	54.00	-26.15	AVG
3	1947.5000	45.31	-2.03	43.28	74.00	-30.72	Peak
4	1947.5000	31.67	-2.03	29.64	54.00	-24.36	AVG
5	2400.0000	37.64	-0.22	37.42	74.00	-36.58	Peak
6	2483.5000	38.62	0.12	38.74	74.00	-35.26	Peak
7	2900.0000	39.52	1.31	40.83	74.00	-33.17	Peak
8	2900.0000	29.21	1.31	30.52	54.00	-23.48	AVG
9	3800.0000	37.36	4.16	41.52	74.00	-32.48	Peak
10	3800.0000	27.48	4.16	31.64	54.00	-22.36	AVG
11	4482.5000	36.26	5.63	41.89	74.00	-32.11	Peak
12	4482.5000	25.89	5.63	31.52	54.00	-22.48	AVG
13	5457.5000	36.12	8.10	44.22	74.00	-29.78	Peak
14 *	5457.5000	26.86	8.10	34.96	54.00	-19.04	AVG

End of Test Report