



Appendix for Test report



Appendix A: DTS Bandwidth

Test Result

TestMode	Antenna	Channel	DTS BW [MHz]	FL[MHz]	FH[MHz]	Limit[MHz]	Verdict
BLE_BT4.2	Ant1	2402	0.680	2401.664	2402.344	---	PASS
		2440	0.692	2439.656	2440.348	---	PASS
		2480	0.676	2479.656	2480.332	---	PASS



Test Graphs

BLE_BT4.2_Ant1_2402



BLE_BT4.2_Ant1_2440



BLE_BT4.2_Ant1_2480





Appendix B: Occupied Channel Bandwidth

Test Result

TestMode	Antenna	Channel	OCB [MHz]	FL[MHz]	FH[MHz]	Limit[MHz]	Verdict
BLE_BT4.2	Ant1	2402	1.0666	2401.479	2402.546	---	PASS
		2440	1.0705	2439.474	2440.545	---	PASS
		2480	1.0704	2479.474	2480.545	---	PASS



Test Graphs







Appendix C: Duty Cycle

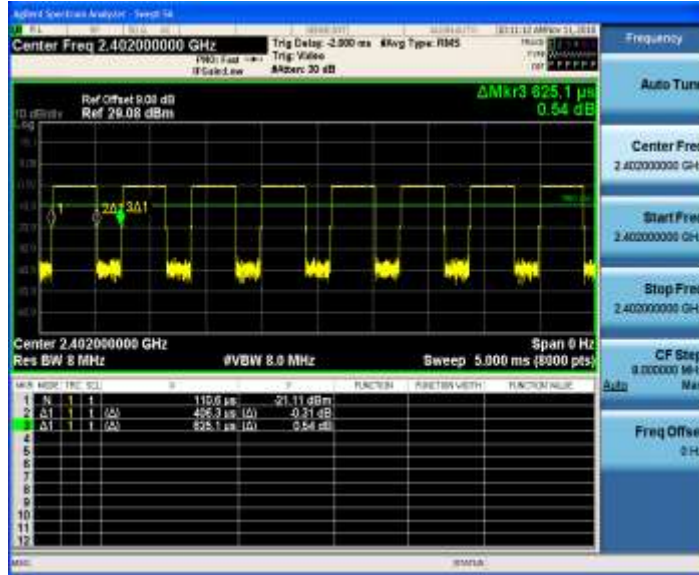
Test Result

TestMode	Antenna	Channel	Transmission Duration [ms]	Transmission Period [ms]	Duty Cycle [%]
BLE_BT4.2	Ant1	2402	0.41	0.63	65.00
		2440	0.41	0.63	65.00
		2480	0.41	0.63	65.00

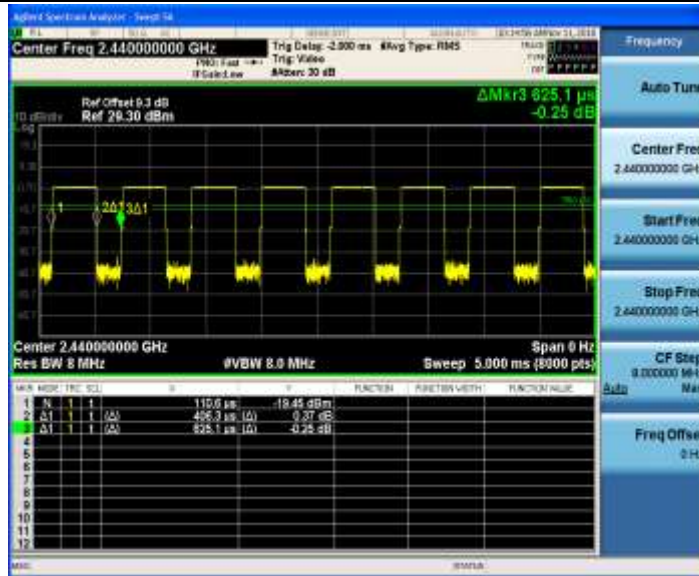


Test Graphs

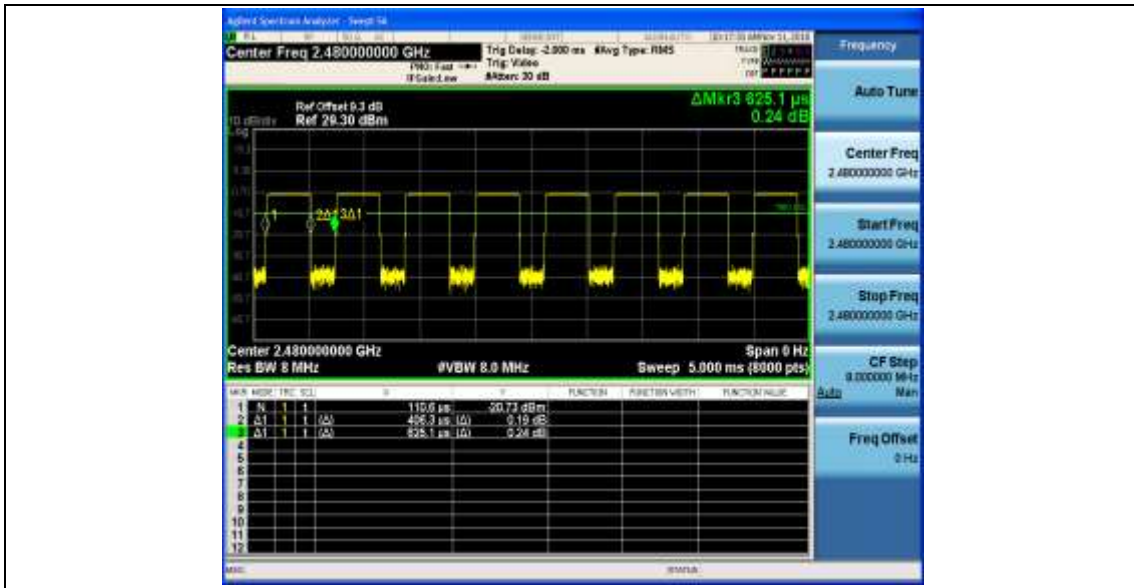
BLE_BT4.2_Ant1_2402



BLE_BT4.2_Ant1_2440



BLE_BT4.2_Ant1_2480



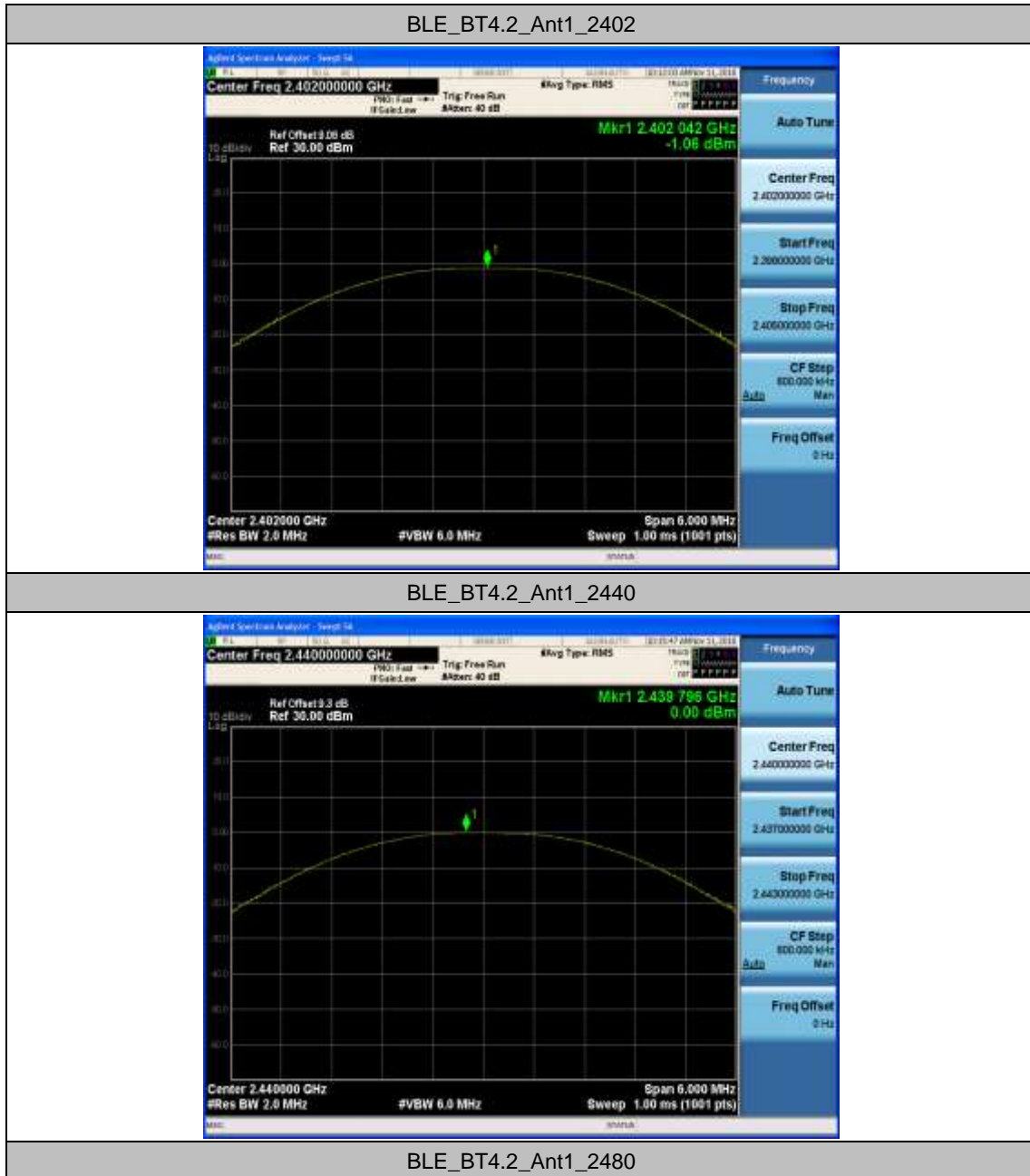


Appendix D: Maximum conducted peak output power

Test Result

TestMode	Antenna	Channel	Result[dBm]	Limit[dBm]	Verdict
BLE_BT4.2	Ant1	2402	-1.06	30	PASS
		2440	0	30	PASS
		2480	-1.3	30	PASS

Test Graphs







Appendix E: Maximum power spectral density

Test Result

TestMode	Antenna	Channel	Result[dBm/10kHz]	Limit[dBm/3kHz]	Verdict
BLE_BT4.2	Ant1	2402	-11.75	8	PASS
		2440	-10.66	8	PASS
		2480	-12.02	8	PASS

Test Graphs

BLE_BT4.2_Ant1_2402



BLE_BT4.2_Ant1_2440



BLE_BT4.2_Ant1_2480





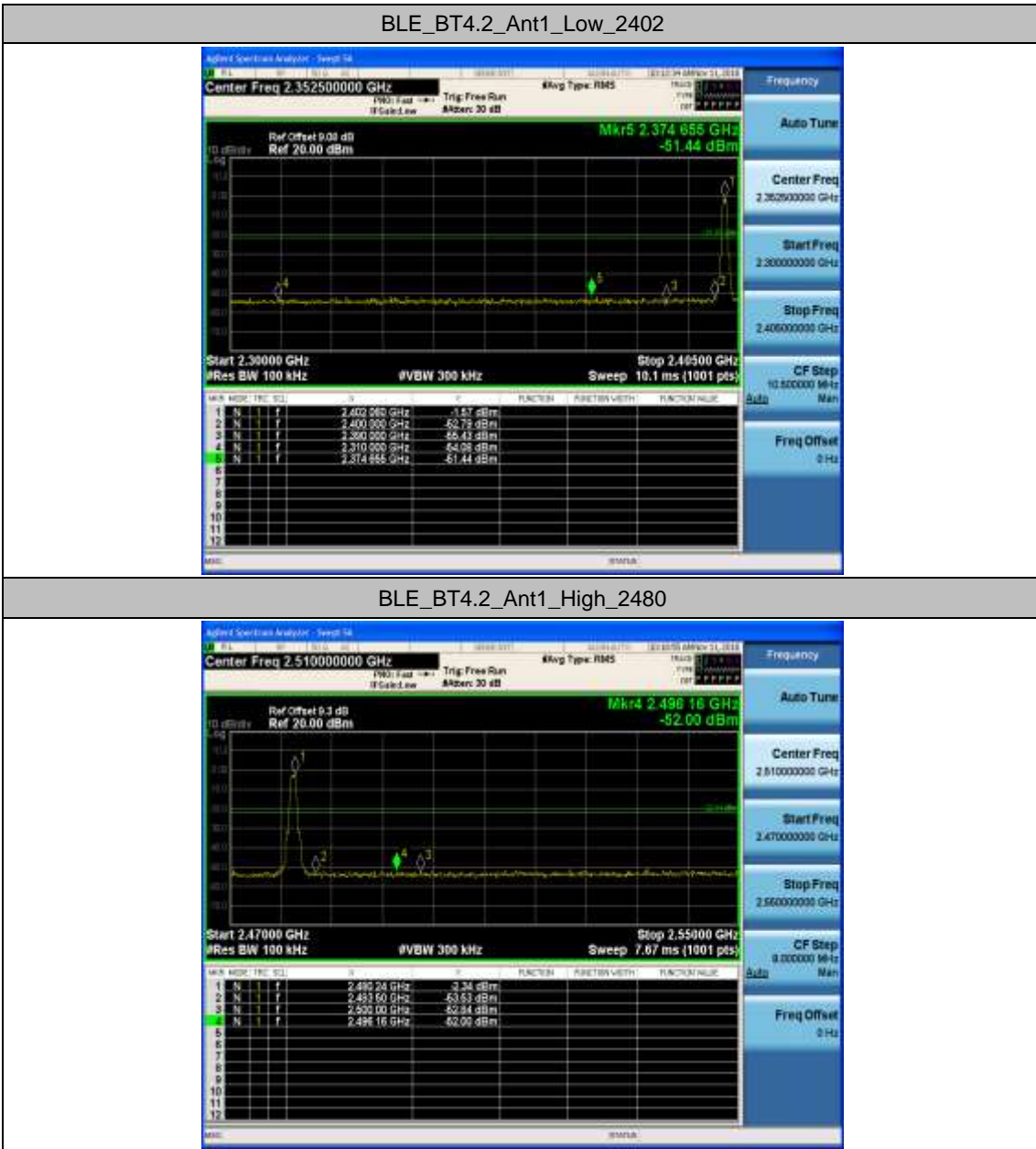
Appendix F: Band edge measurements

Test Result

TestMode	Antenna	ChName	Channel	RefLevel[dBm]	Result[dBm]	Limit[dBm]	Verdict
BLE_BT4.2	Ant1	Low	2402	-1.57	-51.44	-21.57	PASS
		High	2480	-2.34	-52	-22.34	PASS



Test Graphs



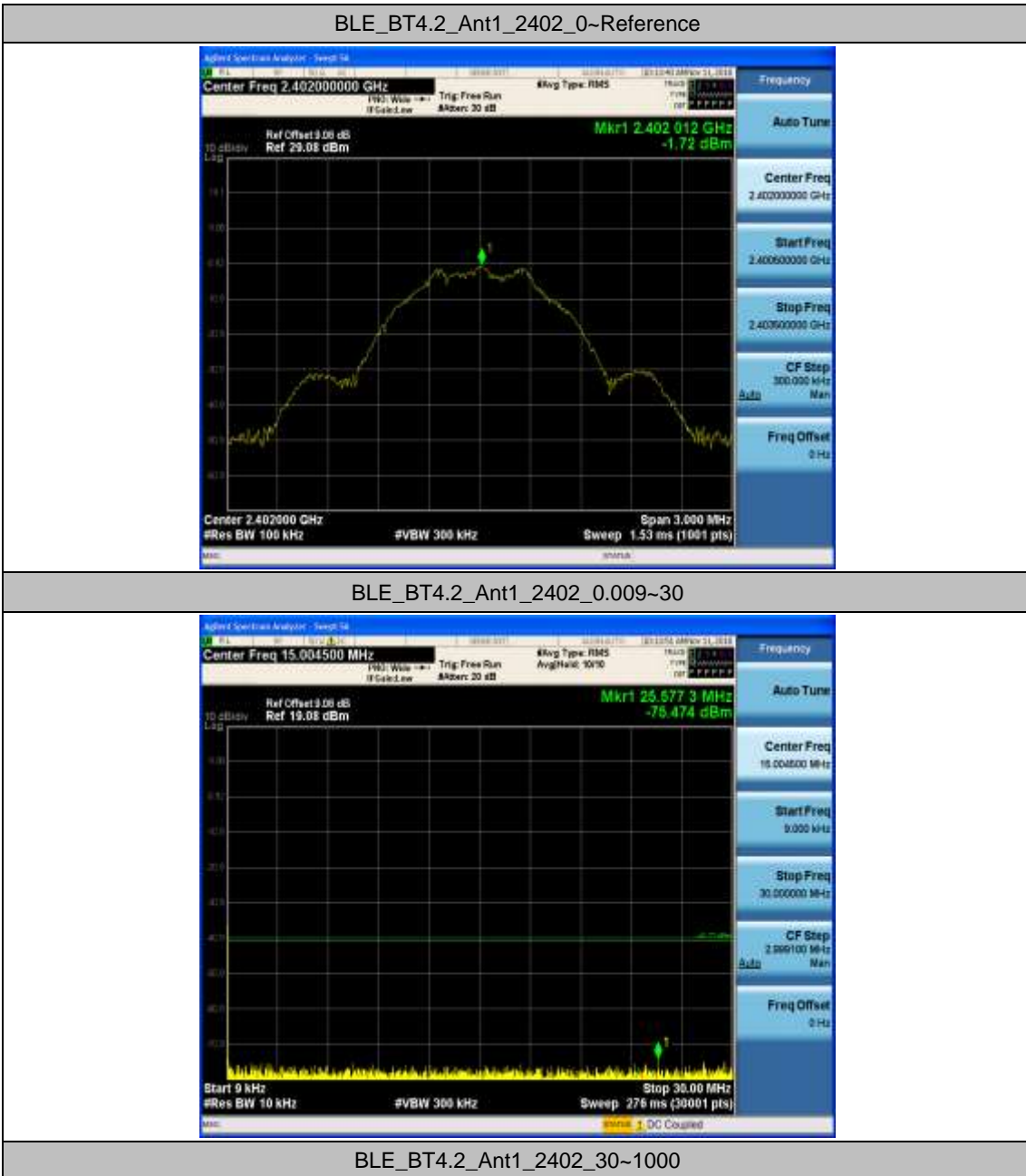
Appendix G: Unwanted Emissions into Non-Restricted

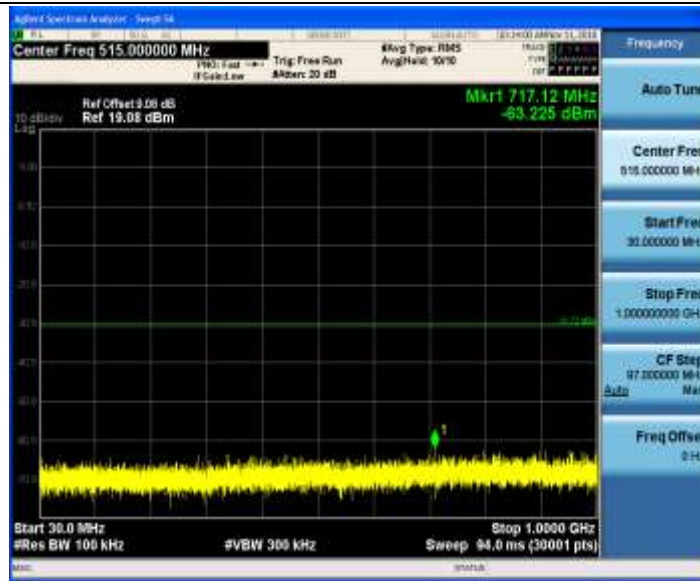
Frequency Bands

Test Result

TestMode	Antenna	Channel	FreqRange	RefLevel[dBm]	Result[dBm]	Limit[dBm]	Verdict
BLE_BT4.2	Ant1	2402	Reference	-1.72	-1.72	---	PASS
			0.009~30	0.009~30	-75.47	-41.72	PASS
			30~1000	30~1000	-63.23	-31.72	PASS
			1000~26500	1000~26500	-36.77	-31.72	PASS
		2440	Reference	-0.68	-0.68	---	PASS
			0.009~30	0.009~30	-74.46	-40.68	PASS
			30~1000	30~1000	-62.81	-30.68	PASS
			1000~26500	1000~26500	-37.11	-30.68	PASS
		2480	Reference	-2.01	-2.01	---	PASS
			0.009~30	0.009~30	-75.02	-42.01	PASS
			30~1000	30~1000	-63.22	-32.01	PASS
			1000~26500	1000~26500	-37.6	-32.01	PASS

Test Graphs





BLE_BT4.2_Ant1_2402_1000~26500



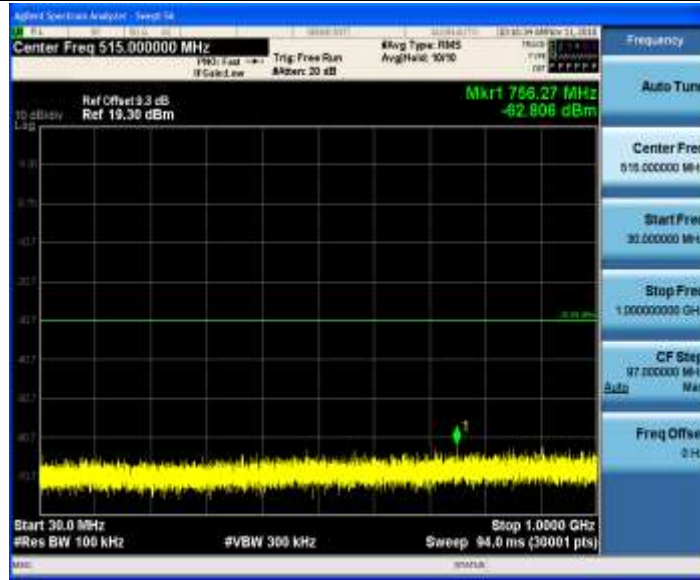
BLE_BT4.2_Ant1_2440_0~Reference



BLE_BT4.2_Ant1_2440_0.009~30



BLE_BT4.2_Ant1_2440_30~1000



BLE_BT4.2_Ant1_2440_1000~26500



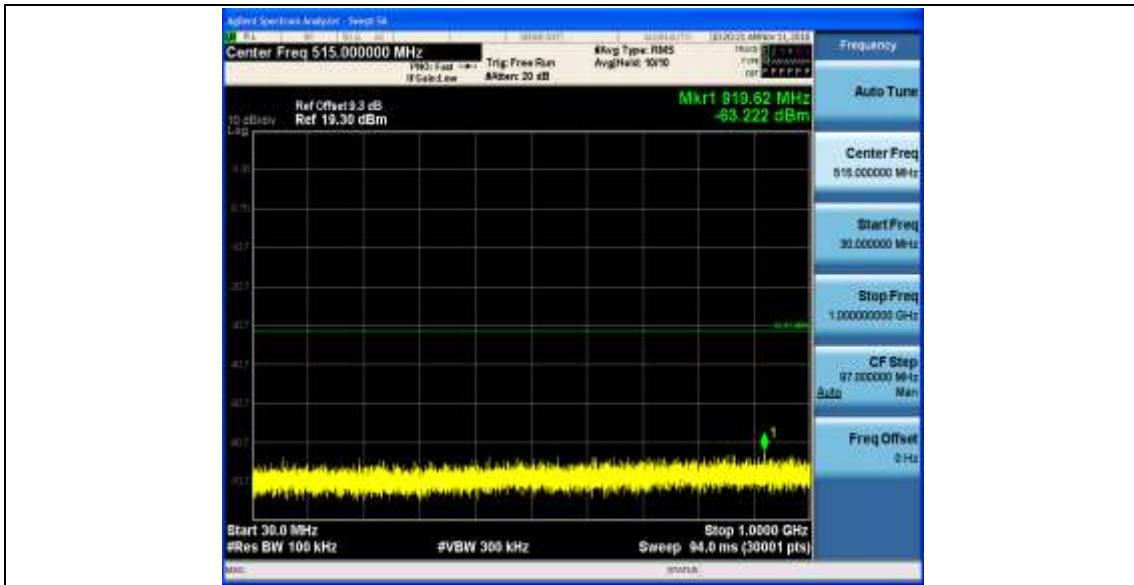
BLE_BT4.2_Ant1_2480_0~Reference



BLE_BT4.2_Ant1_2480_0.009~30



BLE_BT4.2_Ant1_2480_30~1000



BLE_BT4.2_Ant1_2480_1000~26500



END