

# FCC Radio Test Report

## FCC ID: QISDUB-LX3

This report concerns (check one):  Original Grant  Class I Change  Class II Change

**Project No.** : 1811C039  
**Equipment** : Smart Phone  
**Model Name** : DUB-LX3  
**Series Model** : N/A  
**Applicant** : Huawei Technologies Co., Ltd.  
**Address** : Administration Building, Headquarters of Huawei Technologies Co., Ltd., Bantian, Longgang District, Shenzhen, 518129, P.R.C

**Date of Receipt** : Oct. 23, 2018  
**Date of Test** : Oct. 24, 2018 ~ Nov. 13, 2018  
**Issued Date** : Nov. 27, 2018  
**Tested by** : BTL Inc.

**Technical Manager** :

Shawn Xiao  
(Shawn Xiao)

**Authorized Signatory** :

Steven Lu  
(Steven Lu)

# B T L I N C .

No.3, Jinshagang 1st Road, Shixia, Dalang Town, Dongguan, Guangdong, China.

TEL: +86-769-8318-3000 FAX: +86-769-8319-6000



Certificate #5123.02

## Declaration

**BTL** represents to the client that testing is done in accordance with standard procedures as applicable and that test instruments used has been calibrated with standards traceable to international standard(s) and/or national standard(s).

**BTL's** reports apply only to the specific samples tested under conditions. It is manufacture's responsibility to ensure that additional production units of this model are manufactured with the identical electrical and mechanical components. **BTL** shall have no liability for any declarations, inferences or generalizations drawn by the client or others from **BTL** issued reports.

The report must not be used by the client to claim product certification, approval, or endorsement by NVLAP, NIST, or any agency of the U.S. Government.

This report is the confidential property of the client. As a mutual protection to the clients, the public and ourselves, the test report shall not be reproduced, except in full, without our written approval.

**BTL's** laboratory quality assurance procedures are in compliance with the **ISO Guide 17025** requirements, and accredited by the conformity assessment authorities listed in this test report.

**BTL** is not responsible for the sampling stage, so the results only apply to the sample as received.

The information, data and test plan are provided by manufacturer, so it is manufacturer's responsibility to ensure that the apparatus meets the essential requirements in all the possible configurations as representative of its intended use.

## Limitation

For the use of the authority's logo is limited unless the Test Standard(s)/Scope(s)/Item(s) mentioned in this test report is (are) included in the conformity assessment authorities acceptance respective.

<b>Table of Contents</b>	<b>Page</b>
<b>REPORT ISSUED HISTORY</b>	<b>4</b>
<b>1 . CERTIFICATION</b>	<b>5</b>
<b>2 . SUMMARY OF TEST RESULTS</b>	<b>6</b>
2.1 TEST FACILITY	7
2.2 MEASUREMENT UNCERTAINTY	7
<b>3 . GENERAL INFORMATION</b>	<b>8</b>
3.1 GENERAL DESCRIPTION OF EUT	8
3.2 DESCRIPTION OF TEST MODES AND TEST CONDITION	11
3.3 BLOCKDIAGRAMSHOWINGTHECONFIGURATIONOFSYSTEMTESTED FOR RADIATED	12
3.4 DESCRIPTION OF SUPPORT UNITS	12
<b>4 . TEST RESULT</b>	<b>13</b>
4.1 RADIATED EMISSIONS MEASUREMENT	13
4.1.1 LIMIT	13
4.1.2 TEST PROCEDURES	13
4.1.3 TESTSETUP LAYOUT	14
4.1.4 TESTDEVIATION	16
4.1.5 TEST RESULTS (9KHZ TO 30MHZ)	16
4.1.6 TEST RESULTS (30MHZ TO 1000MHZ)	16
4.1.7 TEST RESULTS (ABOVE 1000MHZ)	16
<b>5. LIST OF MEASUREMENT EQUIPMENTS</b>	<b>17</b>
<b>APPENDIX A - RADIATED EMISSION (9KHZ TO 30MHZ)</b>	<b>18</b>
<b>APPENDIX B - RADIATED EMISSION (30MHZ TO 1GHZ)</b>	<b>23</b>
<b>APPENDIX C - RADIATED EMISSION (ABOVE 1GHZ)</b>	<b>40</b>

### REPORT ISSUED HISTORY

Report Version	Description	Issued Date
R00	Original Issue.	Nov. 16, 2018
R01	Updated the software version which does not affect the test results.	Nov. 23, 2018
R02	Updated the accessory devices which does not affect the test results.	Nov. 27, 2018

## 1. CERTIFICATION

Equipment : Smart Phone  
Brand Name : HUAWEI  
Model Name : DUB-LX3  
Series Model : N/A  
Applicant : Huawei Technologies Co., Ltd.  
Manufacturer : Huawei Technologies Co., Ltd.  
Address : Administration Building, Headquarters of Huawei Technologies Co., Ltd.,  
Bantian, Longgang District, Shenzhen, 518129, P.R.C  
Factory : Huawei Technologies Co., Ltd.  
Address : Administration Building, Headquarters of Huawei Technologies Co., Ltd.,  
Bantian, Longgang District, Shenzhen, 518129, P.R.C  
Date of Test : Oct. 24, 2018 ~ Nov. 13, 2018  
Test Sample : Engineering Sample No.: D181009545  
Standard(s) : 47 CFR FCC Part 24 Subpart E  
47 CFR FCC Part 2  
ANSI/TIA-603-D-2010  
KDB 971168 D01 Power Meas License Digital Systems v03

The above equipment has been tested and found compliance with the requirement of the relative standards by BTL Inc.

The test data, data evaluation, and equipment configuration contained in our test report (Ref No. BTL-FCCP-5-1811C039) were obtained utilizing the test procedures, test instruments, test sites that has been accredited by the Authority of A2LA according to the ISO-17025 quality assessment standard and technical standard(s).

**Test results included in this report is only for the PCS1900, WCDMA Band II and LTE Band 2 Radiated Spurious Emissions part.**

## 2. SUMMARY OF TEST RESULTS

Test procedures according to the technical standard(s):

FCC Part 24 Subpart E& Part 2			
Standard(s) Section	Test Item	Judgment	Tested By
2.1053 & 24.238(a)	Radiated Spurious Emissions	PASS	Paul Li

NOTE:

(1) "N/A" denotes test is not applicable to this device.

## 2.1 TEST FACILITY

The test facilities used to collect the test data in this report is at the location of No.3, Jinshagang 1st Road, Shixia, Dalang Town, Dongguan, Guangdong, China.

BTL's test firm number for FCC: 854385

BTL's designation number for FCC: CN5020

## 2.2 MEASUREMENT UNCERTAINTY

The measurement uncertainty figures shall be calculated according the methods described in the ETSI TR 100 028 and shall correspond to an expansion factor (coverage factor)  $k=1.96$  or  $k=2$ (which provide confidence levels of respectively 90% and 95.45% in the case where the distributions characterizing the actual measurement uncertainties are normal (Gaussian)).

Measurement Uncertainty for a Level of Confidence of 95 %,  $U=2xUc(y)$ .

The BTL measurement uncertainty as below table:

### A. Radiated Measurement :

Test Site	Method	Measurement Frequency Range	Ant. H / V	U,(dB)
DG-CB03	CISPR	9KHz ~ 30MHz	V	3.79
		9KHz ~ 30MHz	H	3.57
		30MHz ~ 200MHz	V	3.82
		30MHz ~ 200MHz	H	3.78
		200MHz ~ 1,000MHz	V	4.10
		200MHz ~ 1,000MHz	H	4.06

Test Site	Method	Measurement Frequency Range	Ant. H / V	U,(dB)
DG-CB03	CISPR	1GHz ~ 18GHz	V	3.12
		1GHz ~ 18GHz	H	3.68
		18GHz ~ 40GHz	V	4.15
		18GHz ~ 40GHz	H	4.14

Note: Unless specifically mentioned, the uncertainty of measurement has not been taken into account to declare the compliance or non-compliance to the specification.

### 3. GENERAL INFORMATION

#### 3.1 GENERAL DESCRIPTION OF EUT

Equipment	Smart Phone	
Brand Name	HUAWEI	
Model Name	DUB-LX3	
Series Model	N/A	
Model Difference(s)	N/A	
Modulation Type	GSM/GPRS	GMSK
	EDGE	GMSK; 8PSK
	WCDMA	UL: BPSK DL: QPSK
	WCDMA(HSDPA/HSUPA)	16QAM
	LTE	UL: QPSK; 16QAM DL: QPSK; 16QAM
Operation Frequency	GSM /EDGE/GPRS	1850.2 ~ 1909.8MHz
	WCDMA Band II	1852.4 ~ 1907.6MHz
	LTE 2 (Channel Bandwidth: 1.4MHz)	1850.7 ~ 1909.3MHz
	LTE 2 (Channel Bandwidth: 3MHz)	1851.5 ~ 1908.5MHz
	LTE 2 (Channel Bandwidth: 5MHz)	1852.5 ~ 1907.5MHz
	LTE 2 (Channel Bandwidth: 10MHz)	1855.0 ~ 1905.0MHz
	LTE 2 (Channel Bandwidth: 15MHz)	1857.5 ~ 1902.5MHz
	LTE 2 (Channel Bandwidth: 20MHz)	1860.0 ~ 1900.0MHz
Antenna Type	Internal Antenna	
Antenna Gain	PCS1900	-0.3 dBi
	WCDMA Band II	-0.3 dBi
	LTE Band 2	-0.3 dBi
Software Version	DUB-LX3 8.2.0.107(C900)	
Hardware Version	HL3DUBM	
IMEI No.	Radiated	863697040011057
Power Source	1# DC voltage supplied from AC/DC adapter. 2# Supplied from battery. 3# Supplied from USB port.	
Power Rating	1# I/P: 100-240V O/P: 5V  2A 2# DC 3.82V, 3900mAh 3# DC 5V	

Note:

- For a more detailed features description, please refer to the manufacturer's specifications or the user's manual.



2.The EUT contains following accessory devices.

Item	Manufacturer	Factory	Model	Description
Adapter	Huawei Technologies Co., Ltd.	SHENZHEN HUNTKEY ELECTRONICS CO., LTD.	HW-050200E01 HW-050200E02 HW-050200U01 HW-050200U02 HW-050200A01 HW-050200A02 HW-050200B01 HW-050200B02	I/P:100-240V O/P:5V  2A
		Dongguan Phitek Electronics CO.,Ltd.	HW-050200E01 HW-050200E02 HW-050200U01 HW-050200U02 HW-050200A01 HW-050200A02 HW-050200B01	
		HUIZHOU BYD ELECTRONIC CO., LTD.	HW-050200E01 HW-050200E02 HW-050200U01 HW-050200U02 HW-050200A01 HW-050200A02 HW-050200B01 HW-050200B02	
		Salcomp (Shenzhen) CO., LTD.	HW-050200E02 HW-050200U02 HW-050200A02 HW-050200B02	
Battery	Huawei Technologies Co., Ltd.	Huizhou Desay Battery Co., Ltd.	HB406689ECW	DC 3.82V, 3900mAh
		SCUD (FUJIAN) Electronics Co., Ltd.		

Item	Manufacturer	Factory	Model	Description
Earphone	-	Jiangxi Lianchuang Hongsheng Electronic Co. ,LTD.	MEND1532B528A02	-
			MEMD1532B528000	
		Boluo County Quancheng Electronic Co.,Ltd.	1293-3283-3.5mm-322	
			1293#+3283# 3.5MM-150	
USB Cable	-	HONGLIN TECHNOLOGY CO., LTD.	130-26669	-
		FOXCONN INTERCONNECT TECHNOLOGY LIMITED	CUBB01M-HC304-DH	
		NingBo Broad Telecommunication Co., Ltd.	WA0001	
		LuXshare	L99U2017-CS-H	

### 3.2 DESCRIPTION OF TEST MODES AND TEST CONDITION

Following channel(s) was (were) selected for the final test as listed below:

GSM			
Test Item	Available Channel	Tested Channel	Mode
Radiated Emission	512 to 810	661	GSM, EDGE

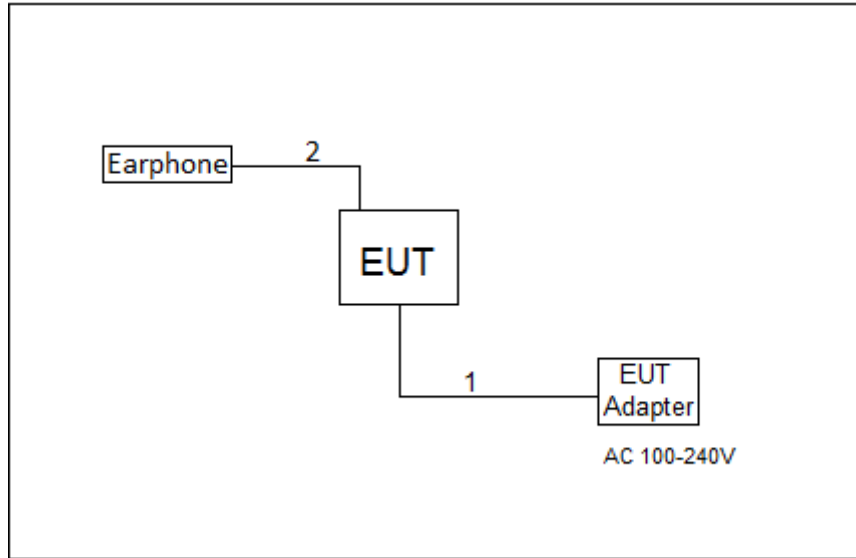
WCDMA Band II			
Test Item	Available Channel	Tested Channel	Mode
Radiated Emission	9262 to 9538	9400	WCDMA

LTE Band 2					
Test Item	Available Channel	Tested Channel	Channel Bandwidth	Modulation	Mode
Radiated Emission	18607 to 19193	18900	1.4 MHz	QPSK	1 RB / 0 RB Offset
	18625 to 19175	18900	5MHz	QPSK	1 RB / 0 RB Offset
	18700 to 19100	18900	20MHz	QPSK	1 RB / 0 RB Offset

#### EUT TEST CONDITIONS:

Test Item	Environmental Conditions	Test Voltage
Radiated Emission	23°C, 58%RH	AC 120V/60Hz

### 3.3 BLOCKDIGRAMSHOWINGTHECONFIGURATIONOFSYSTEMTESTED FOR RADIATED



### 3.4 DESCRIPTION OF SUPPORT UNITS

The EUT has been tested as an independent unit together with other necessary accessories or support units. The following support units or accessories were used to form a representative test configuration during the tests.

Item	Equipment	Mfr/Brand	Model/Type No.	FCC ID	Series No.
-	-	-	-	-	-

Item	Shielded Type	Ferrite Core	Length	Note
1	NO	NO	1.2m	DC Cable
2	NO	NO	1.0m	Audio Cable

## 4. TEST RESULT

### 4.1 RADIATED EMISSIONS MEASUREMENT

#### 4.1.1 LIMIT

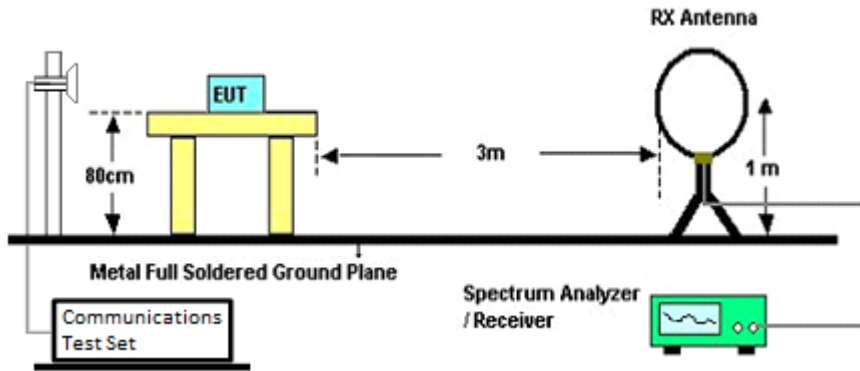
The power of any emission outside of the authorized operating frequency ranges must be attenuated below the transmitting power (P) by a factor of at least  $43 + 10 \log(P)$  dB. The emission limit equal to -13dBm.

#### 4.1.2 TEST PROCEDURES

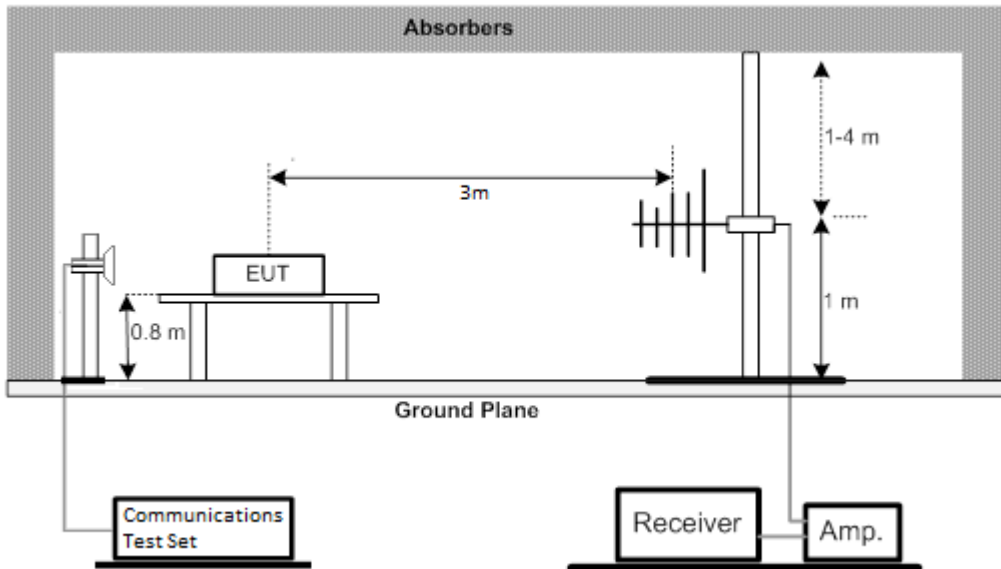
1. In the semi-anechoic chamber, EUT placed on the 0.8m height of Turn Table, rotated the table around 360 degrees to search the maximum radiation power and receiver antenna shall be rotated vertical and horizontal polarization and moved height from 1m to 4m to find the maximum polar radiated power. The "Read Value" is the spectrum reading the maximum power value.
2. The substitution horn antenna is substituted for EUT at the same position and signals generator export the CW signal to the substitution antenna via a TX cable. Rotated the Turn Table and moved receiving antenna to find the maximum radiation power. Adjust output power level of S.G to get a Value of spectrum reading equal to "Read Value " of step a. Record the power level of S.G
3. EIRP = Output power level of S.G – TX cable loss + Antenna gain of substitution horn.
4. E.R.P power can be calculated form E.I.R.P power by subtracting the gain of dipole, E.R.P power = E.I.P.R power - 2.15dBi.
5. The resolution bandwidth and video bandwidth of test receiver/spectrum analyzer is 1MHz/3MHz.

**4.1.3 TESTSETUP LAYOUT**

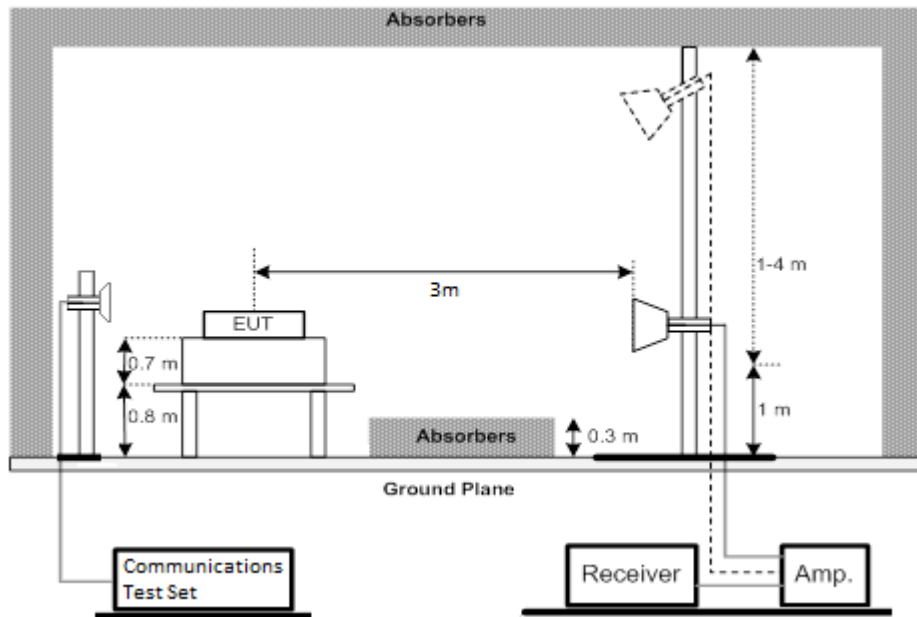
**Below 30MHz**



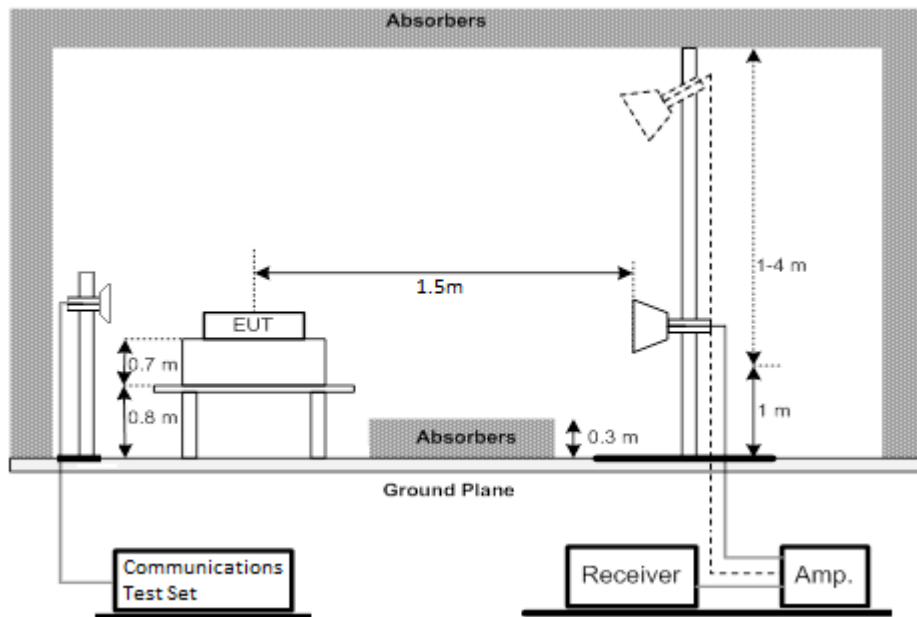
**Below 1GHz**



### 1GHz to 18GHz



### Above 18GHz



#### **4.1.4 TEST DEVIATION**

No deviation

#### **4.1.5 TEST RESULTS (9KHZ TO 30MHZ)**

Please refer to the Appendix A.

Remark:

(1) All adapters had been pre-test and in this report only recorded the worst case.

#### **4.1.6 TEST RESULTS (30MHZ TO 1000MHZ)**

Please refer to the Appendix B.

Remark:

(1) All adapters had been pre-test and in this report only recorded the worst case.

#### **4.1.7 TEST RESULTS (ABOVE 1000MHZ)**

Please refer to the Appendix C.



## 5. LIST OF MEASUREMENT EQUIPMENTS

Radiated Emission Measurement					
Item	Kind of Equipment	Manufacturer	Type No.	Serial No.	Calibrated until
1	Antenna	Schwarbeck	VULB9160	9160-3232	Mar. 11, 2019
2	Amplifier	Agilent	8449B	3008A02274	Mar. 11, 2019
3	Amplifier	HP	8447D	2944A09673	Aug. 11, 2019
4	HighPass Filter	Wairwright Instruments Gmbh	WHK 1.5/15G-10ST	11	Mar. 11, 2019
5	Band Reject Filter	Wairwright Instruments Gmbh	WRCG 1710/1785-1690/180 5-60/12SS	38	Mar. 11, 2019
6	Band Reject Filter	Wairwright Instruments Gmbh	WRCG 824/849-810/863-60/ 9SS	7	Mar. 11, 2019
7	Band Reject Filter	Wairwright Instruments Gmbh	WRCG 880/915-860/935-60/ 9SS	14	Mar. 11, 2019
8	Band Reject Filter	Wairwright Instruments Gmbh	WRCG 1850/1910-1830/193 0-60/10SS	17	Mar. 11, 2019
9	HighPass Filter	Wairwright Instruments Gmbh	WHK3.1/18G-10SS	24	Mar. 11, 2019
10	Wireless Communication Test SET	Agilent	E5515C	MY48364183	Mar. 11, 2019
11	Microwave Preamplifier With Adaptor	EMC INSTRUMENT	EMC2654045	980039 & HA01	Mar. 11, 2019
12	Receiver	Agilent	N9038A	MY52130039	Aug. 11, 2019
13	wideband radio communication tester	R&S	CMW500	152372	Mar. 11, 2019
14	Cable	emci	LMR-400(30MHz-1G Hz)(8m+5m)	N/A	May 25, 2019
15	Cable	mitron	B10-01-01-12M	18072744	Jul. 30, 2019
16	Controller	ETS-Lindgren	2090	N/A	N/A
17	Measurement Software	Farad	EZ-EMC Ver.NB-03A1-01	N/A	N/A
18	Loop Antenna	EM	EM-6876-1	230	Feb. 07, 2019
19	Double Ridged Guide Antenna	ETS	3115	75789	Mar. 11, 2019
20	Broad-Band Horn Antenna	Schwarzbeck	BBHA 9170	9170319	Jun. 30, 2019

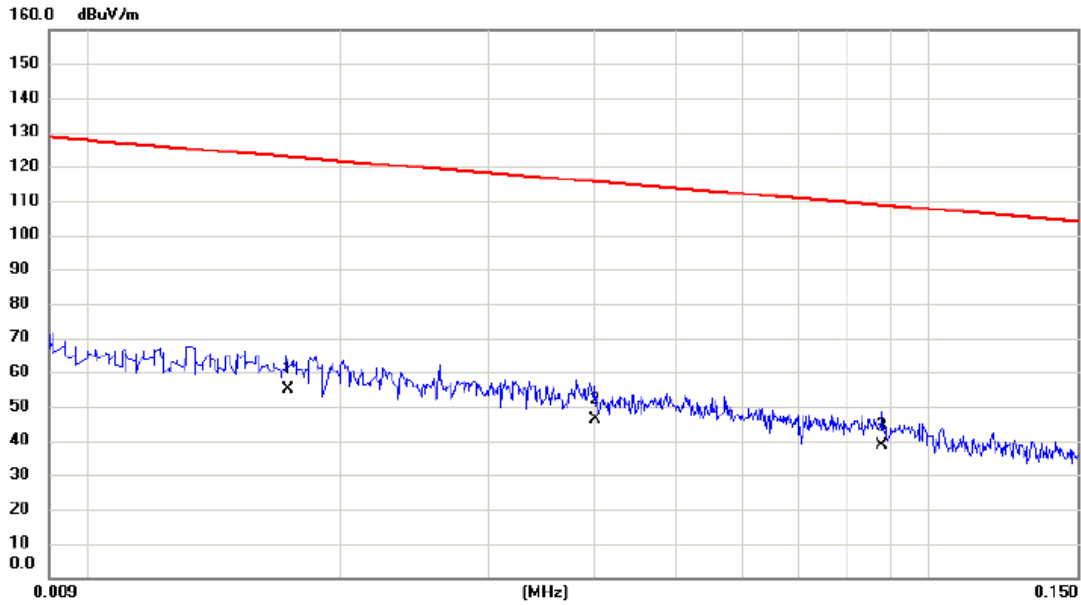
Remark: "N/A" denotes no model name, serial no. or calibration specified.

All calibration period of equipment list is one year.

## APPENDIX A - RADIATED EMISSION (9KHZ TO 30MHZ)

Test Mode: TX Mode

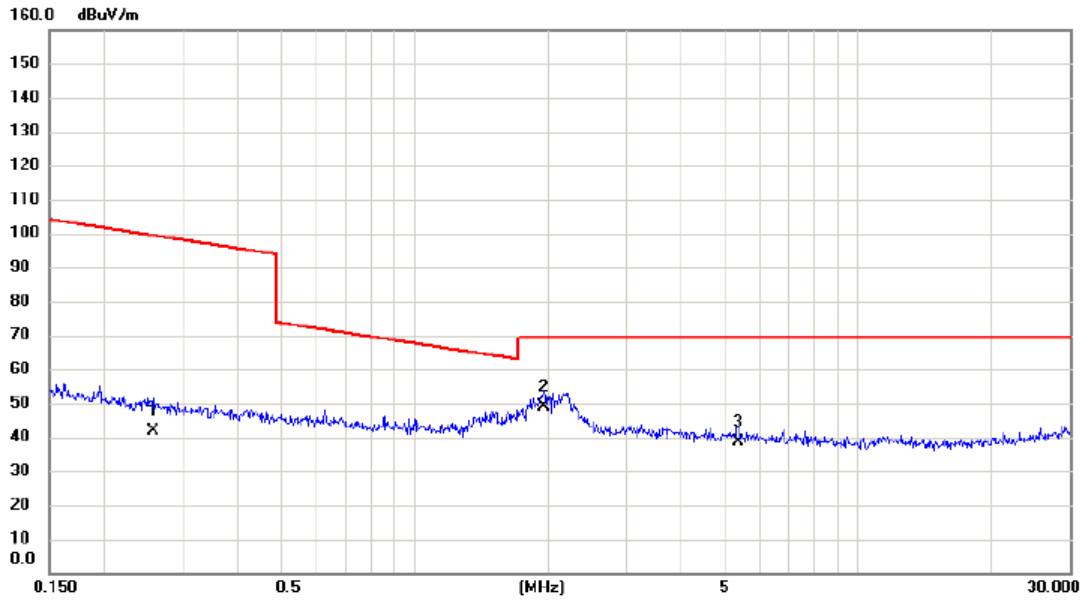
Ant 0°



No.	Mk.	Freq. MHz	Reading Level dBuV	Correct Factor dB	Measure- ment dBuV/m	Limit dBuV/m	Margin dB	Detector	Comment
1	*	0.0173	34.80	20.40	55.20	122.84	-67.64	AVG	
2		0.0401	26.70	19.69	46.39	115.54	-69.15	AVG	
3		0.0880	19.90	18.73	38.63	108.72	-70.09	AVG	

Test Mode: TX Mode

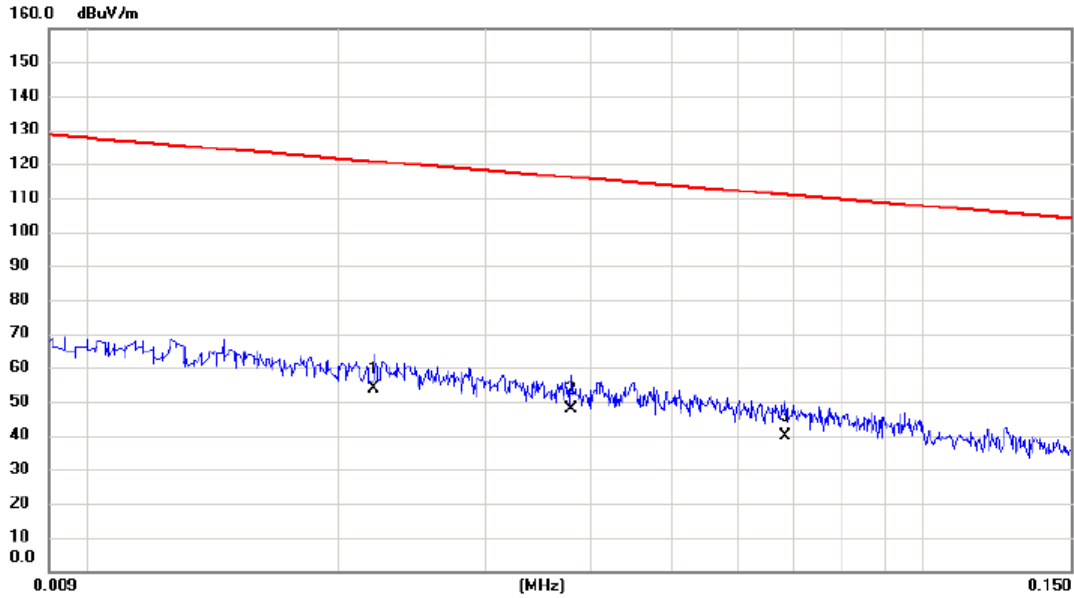
Ant 0°



No.	Mk.	Freq. MHz	Reading Level dBuV	Correct Factor dB	Measure- ment dBuV/m	Limit dBuV/m	Margin dB	Detector	Comment
1		0.2575	24.70	17.06	41.76	99.39	-57.63	AVG	
2	*	1.9490	31.90	17.08	48.98	69.54	-20.56	QP	
3		5.3615	23.50	15.10	38.60	69.54	-30.94	QP	

Test Mode: TX Mode

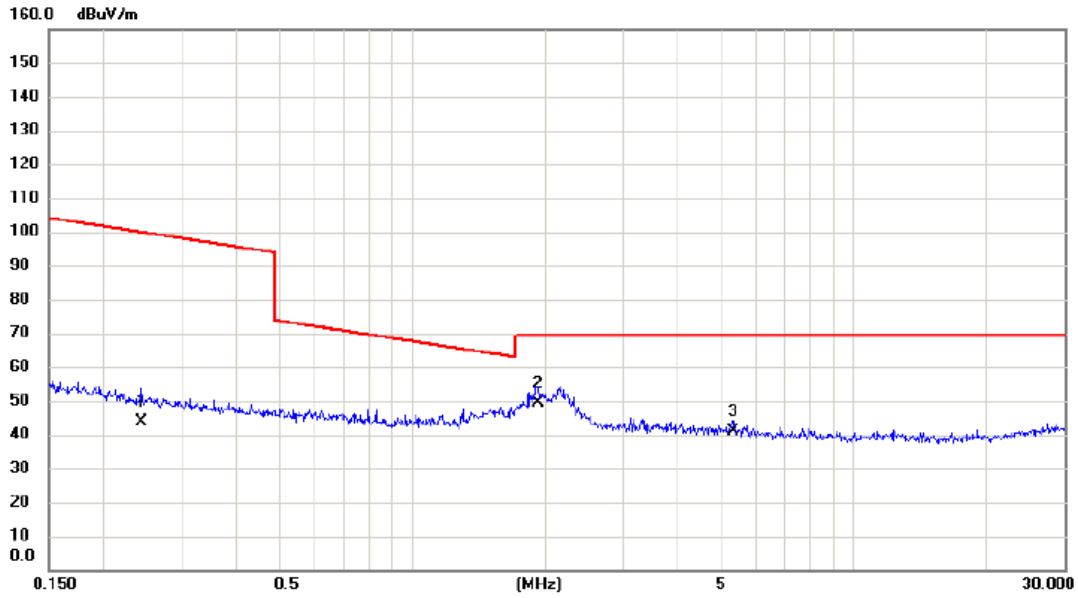
Ant 90°



No.	Mk.	Freq. MHz	Reading Level dBuV	Correct Factor dB	Measure- ment dBuV/m	Limit dBuV/m	Margin dB	Detector	Comment
1	*	0.0220	33.90	19.99	53.89	120.76	-66.87	AVG	
2		0.0380	28.20	19.73	47.93	116.01	-68.08	AVG	
3		0.0684	20.80	19.16	39.96	110.90	-70.94	AVG	

Test Mode: TX Mode

Ant 90°

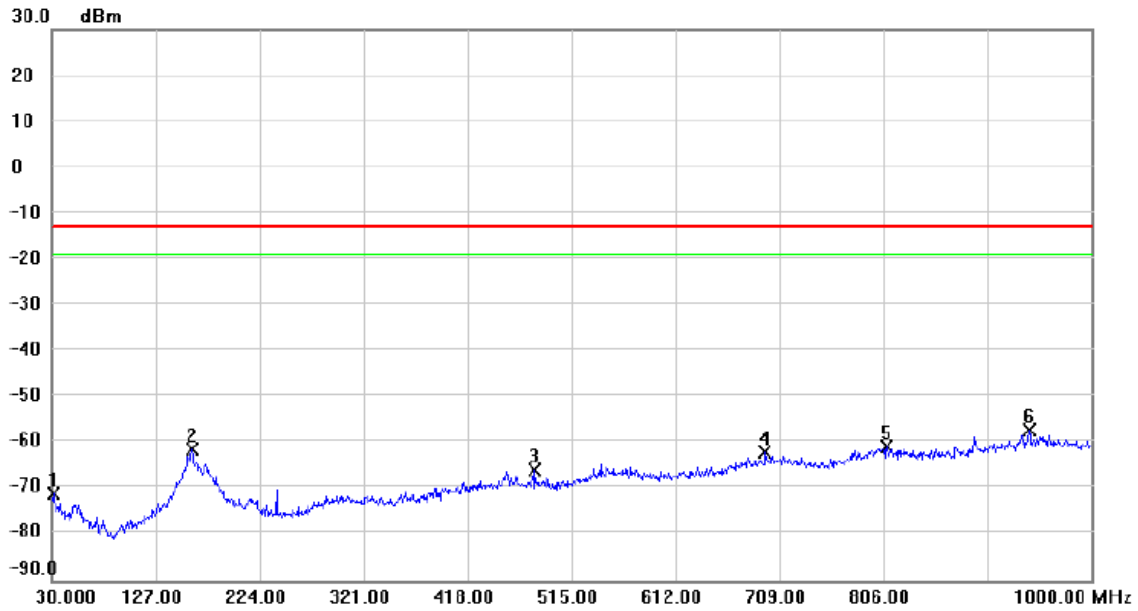


No.	Mk.	Freq. MHz	Reading Level dBuV	Correct Factor dB	Measure- ment dBuV/m	Limit dBuV/m	Margin dB	Detector	Comment
1		0.2442	26.70	17.07	43.77	99.85	-56.08	AVG	
2	*	1.9284	32.30	17.07	49.37	69.54	-20.17	QP	
3		5.3332	25.90	15.10	41.00	69.54	-28.54	QP	

## APPENDIX B - RADIATED EMISSION (30MHZ TO 1GHZ)

Test Mode: PCS1900\_TX CH661\_GSM\_with Earphone

Vertical

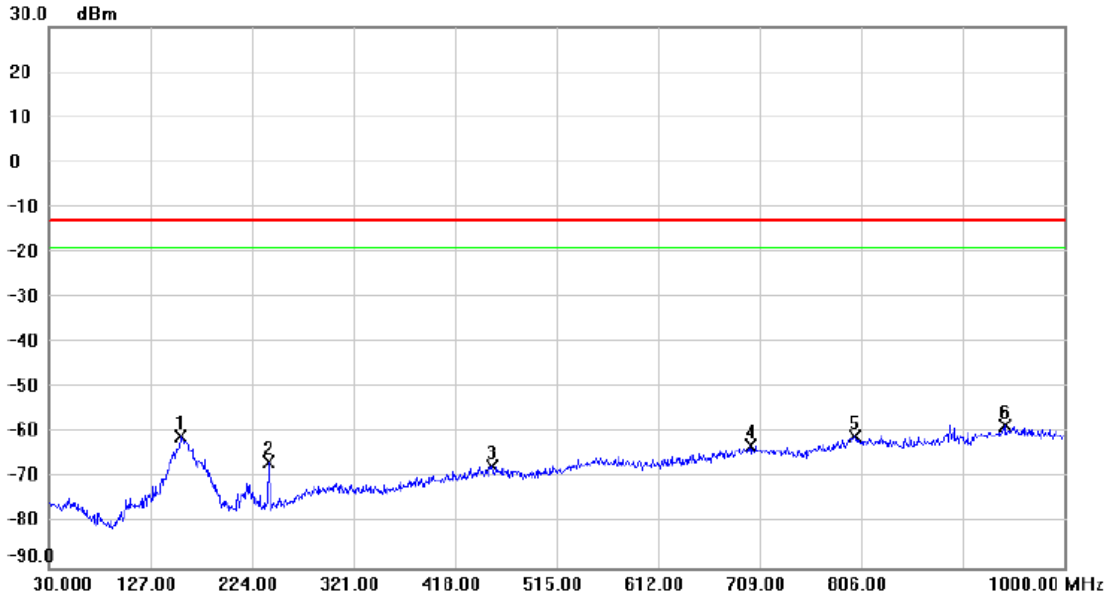


No.	Mk.	Freq. MHz	Reading Level dBm	Correct Factor dB	Measure- ment dBm	Limit dBm	Margin dB	Detector	Comment
1		31.455	-55.87	-15.02	-70.89	-13.00	-57.89	peak	
2		160.950	-50.66	-10.66	-61.32	-13.00	-48.32	peak	
3		480.080	-57.65	-8.08	-65.73	-13.00	-52.73	peak	
4		695.905	-59.05	-2.95	-62.00	-13.00	-49.00	peak	
5		808.910	-59.68	-1.19	-60.87	-13.00	-47.87	peak	
6	*	941.800	-58.28	1.07	-57.21	-13.00	-44.21	peak	



Test Mode: PCS1900\_TX CH661\_GSM\_with Earphone

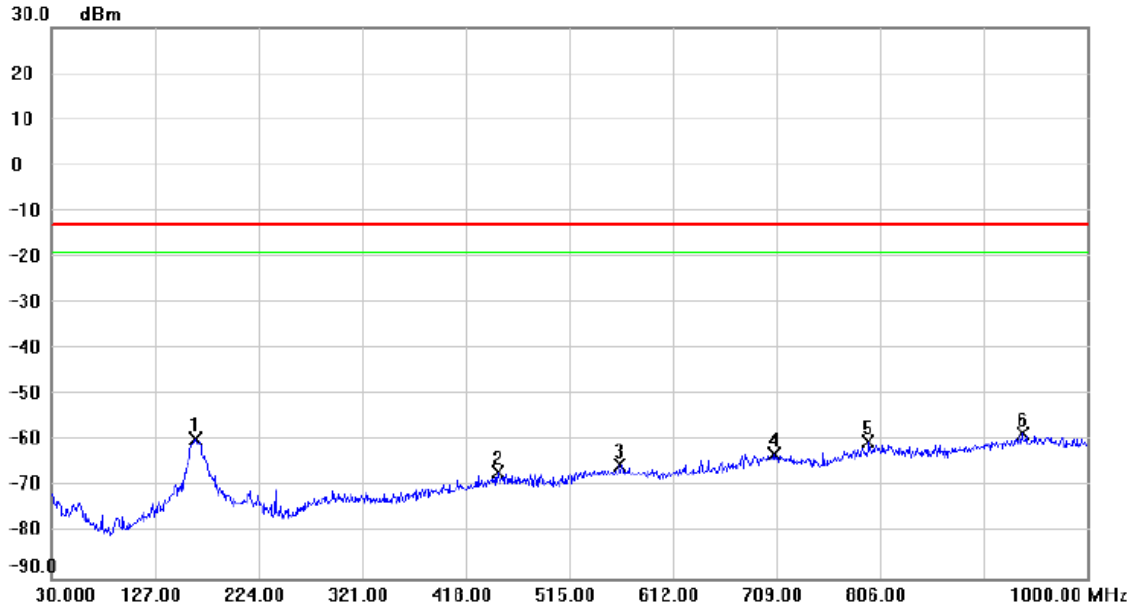
### Horizontal



No.	Mk.	Freq. MHz	Reading Level dBm	Correct Factor dB	Measure- ment dBm	Limit dBm	Margin dB	Detector	Comment
1		156.585	-49.89	-10.90	-60.79	-13.00	-47.79	peak	
2		240.005	-51.81	-14.67	-66.48	-13.00	-53.48	peak	
3		453.405	-59.96	-7.48	-67.44	-13.00	-54.44	peak	
4		700.755	-60.21	-2.76	-62.97	-13.00	-49.97	peak	
5		800.180	-59.85	-1.04	-60.89	-13.00	-47.89	peak	
6	*	943.255	-59.63	1.14	-58.49	-13.00	-45.49	peak	

Test Mode: PCS1900\_TX CH661\_GSM\_without Earphone

Vertical



No.	Mk.	Freq. MHz	Reading Level dBm	Correct Factor dB	Measure- ment dBm	Limit dBm	Margin dB	Detector	Comment
1		165.315	-48.64	-10.91	-59.55	-13.00	-46.55	peak	
2		448.070	-59.26	-7.48	-66.74	-13.00	-53.74	peak	
3		562.045	-59.48	-5.66	-65.14	-13.00	-52.14	peak	
4		706.575	-59.81	-2.92	-62.73	-13.00	-49.73	peak	
5		795.330	-58.75	-1.32	-60.07	-13.00	-47.07	peak	
6	*	939.375	-59.26	0.99	-58.27	-13.00	-45.27	peak	

Test Mode: PCS1900\_TX CH661\_GSM\_without Earphone

Horizontal



No.	Mk.	Freq. MHz	Reading Level dBm	Correct Factor dB	Measure- ment dBm	Limit dBm	Margin dB	Detector	Comment
1		163.375	-46.98	-10.81	-57.79	-13.00	-44.79	peak	
2		240.005	-54.31	-14.67	-68.98	-13.00	-55.98	peak	
3		553.800	-60.18	-5.52	-65.70	-13.00	-52.70	peak	
4		711.425	-58.30	-3.04	-61.34	-13.00	-48.34	peak	
5		817.640	-59.26	-1.32	-60.58	-13.00	-47.58	peak	
6	*	943.255	-58.73	1.14	-57.59	-13.00	-44.59	peak	

Test Mode: PCS1900\_TX CH661\_EDGE\_with Earphone

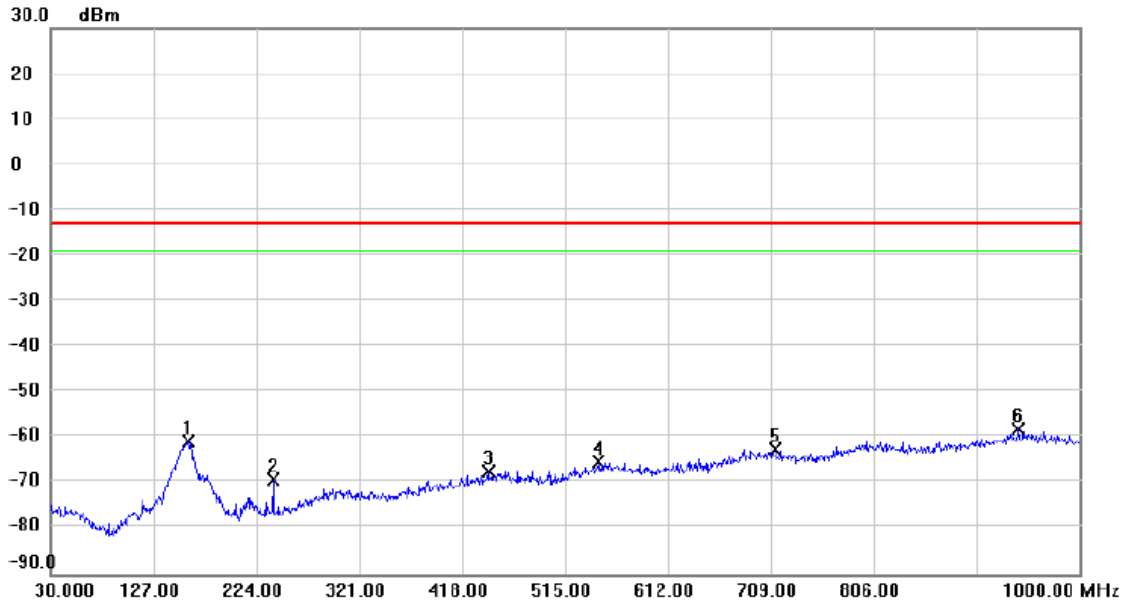
Vertical



No.	Mk.	Freq. MHz	Reading Level dBm	Correct Factor dB	Measure- ment dBm	Limit dBm	Margin dB	Detector	Comment
1		31.455	-55.30	-15.02	-70.32	-13.00	-57.32	peak	
2		157.070	-50.62	-10.86	-61.48	-13.00	-48.48	peak	
3		288.020	-57.66	-11.03	-68.69	-13.00	-55.69	peak	
4		571.745	-59.52	-5.83	-65.35	-13.00	-52.35	peak	
5		706.575	-59.15	-2.92	-62.07	-13.00	-49.07	peak	
6	*	952.955	-59.24	1.34	-57.90	-13.00	-44.90	peak	

Test Mode: PCS1900\_TX CH661\_EDGE\_with Earphone

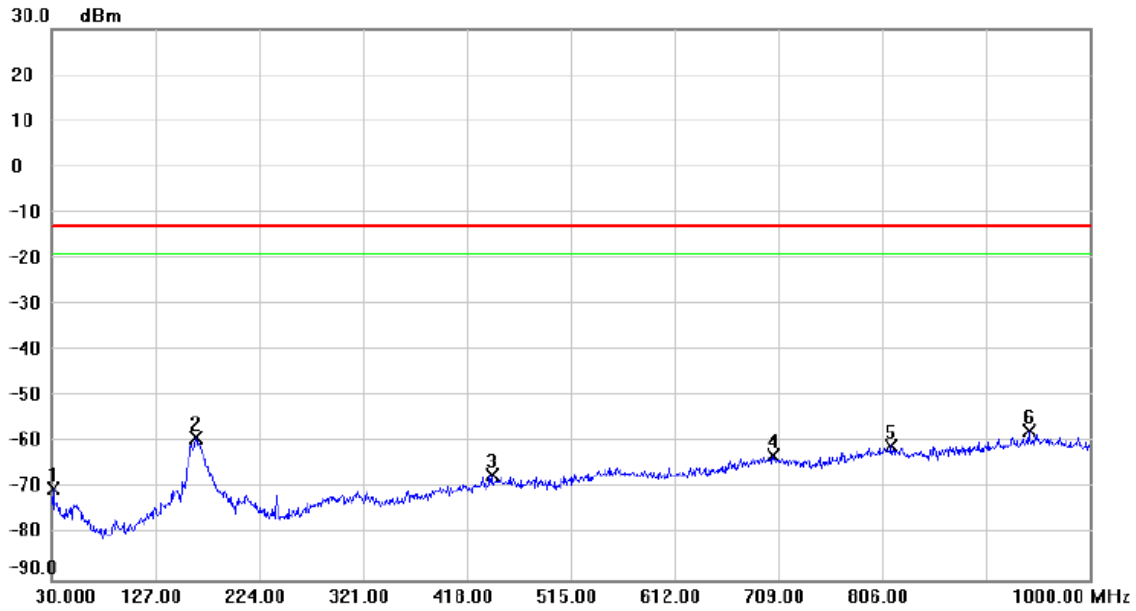
Horizontal



No.	Mk.	Freq. MHz	Reading Level dBm	Correct Factor dB	Measure- ment dBm	Limit dBm	Margin dB	Detector	Comment
1		159.980	-50.02	-10.60	-60.62	-13.00	-47.62	peak	
2		240.005	-54.51	-14.67	-69.18	-13.00	-56.18	peak	
3		442.735	-59.65	-7.69	-67.34	-13.00	-54.34	peak	
4		547.010	-59.46	-5.65	-65.11	-13.00	-52.11	peak	
5		713.850	-59.30	-3.11	-62.41	-13.00	-49.41	peak	
6	*	942.770	-59.12	1.12	-58.00	-13.00	-45.00	peak	

Test Mode: PCS1900\_TX CH661\_EDGE\_without Earphone

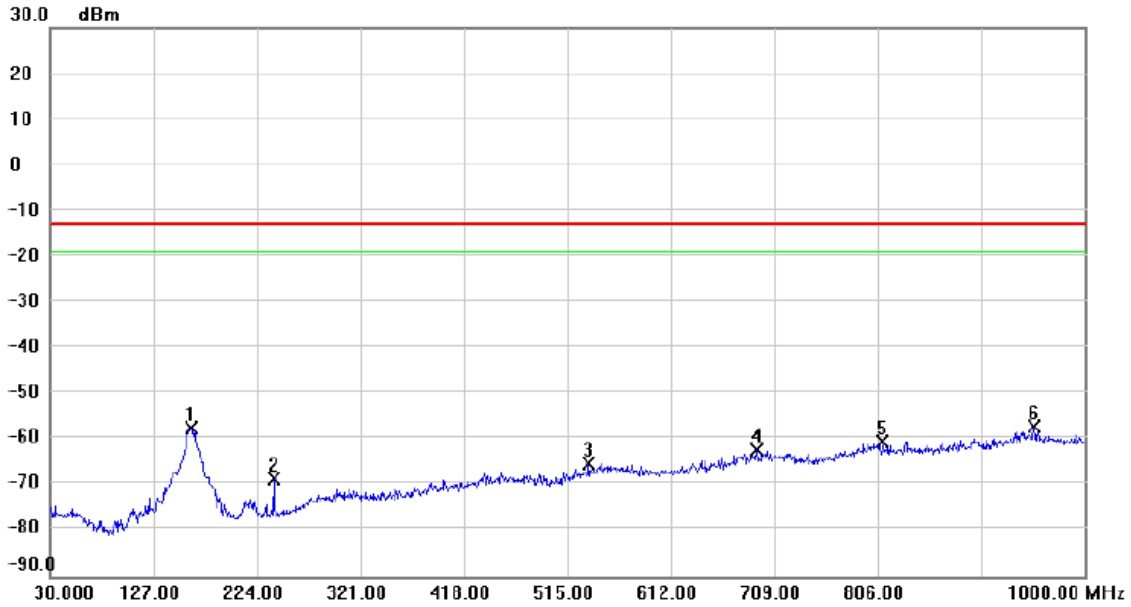
Vertical



No. Mk.	Freq. MHz	Reading Level dBm	Correct Factor dB	Measurement dBm	Limit dBm	Margin dB	Detector	Comment
1	31.455	-55.02	-15.02	-70.04	-13.00	-57.04	peak	
2	164.830	-48.07	-10.90	-58.97	-13.00	-45.97	peak	
3	441.765	-59.29	-7.73	-67.02	-13.00	-54.02	peak	
4	704.635	-60.13	-2.86	-62.99	-13.00	-49.99	peak	
5	814.730	-59.46	-1.26	-60.72	-13.00	-47.72	peak	
6 *	943.255	-58.46	1.14	-57.32	-13.00	-44.32	peak	

Test Mode: PCS1900\_TX CH661\_EDGE\_without Earphone

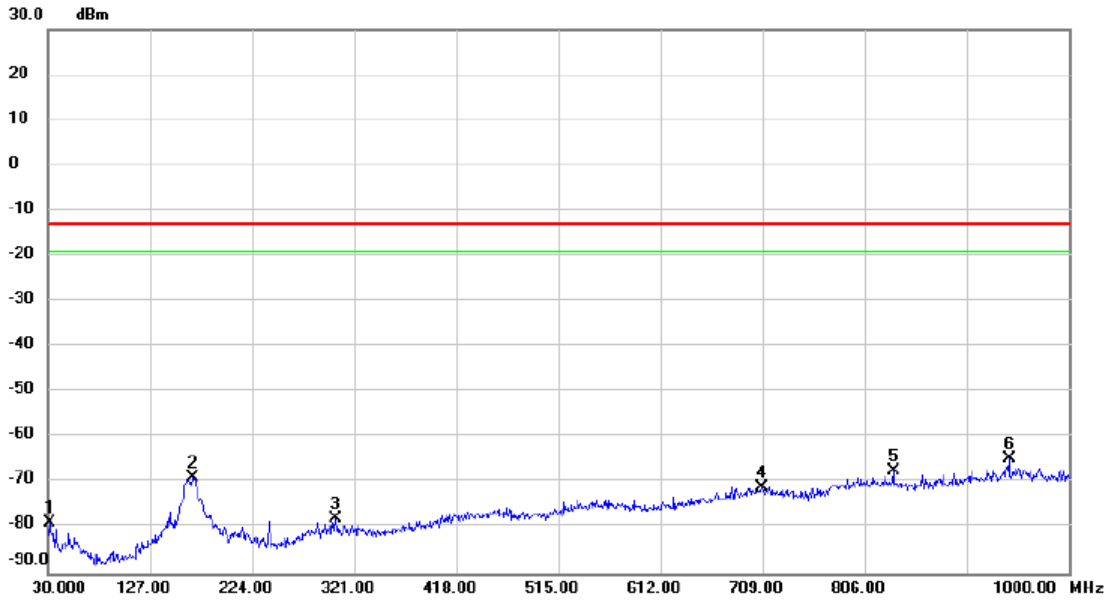
Horizontal



No.	Mk.	Freq. MHz	Reading Level dBm	Correct Factor dB	Measure- ment dBm	Limit dBm	Margin dB	Detector	Comment
1		161.920	-46.67	-10.71	-57.38	-13.00	-44.38	peak	
2		240.005	-53.94	-14.67	-68.61	-13.00	-55.61	peak	
3		535.370	-58.91	-6.36	-65.27	-13.00	-52.27	peak	
4		692.510	-59.21	-3.11	-62.32	-13.00	-49.32	peak	
5		810.850	-59.36	-1.21	-60.57	-13.00	-47.57	peak	
6	*	952.955	-58.35	1.34	-57.01	-13.00	-44.01	peak	

Test Mode: WCDMA Band II\_TX CH9400

Vertical

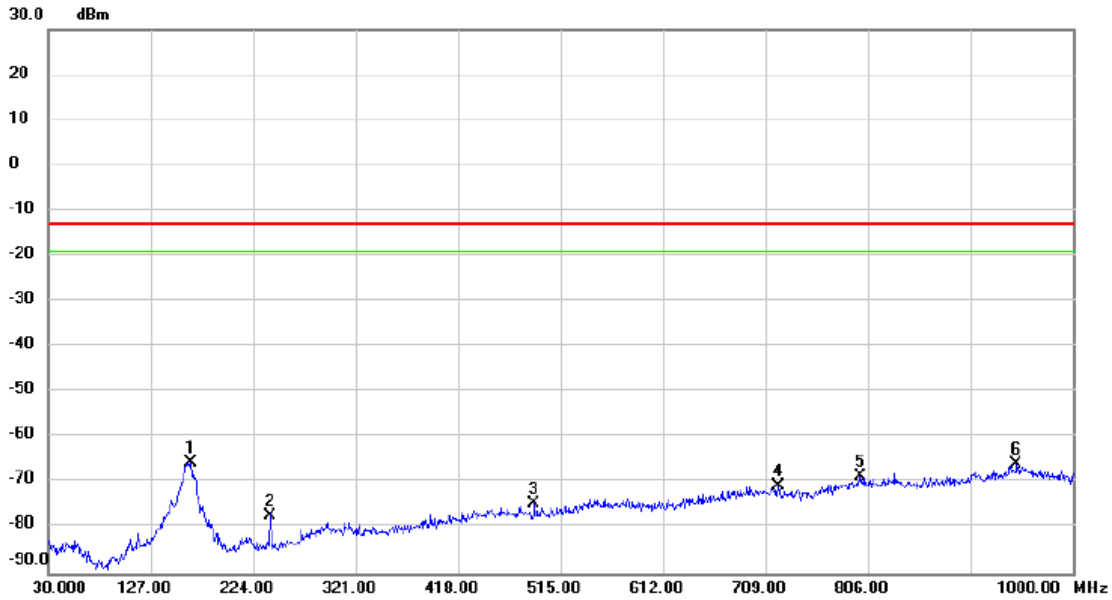


No.	Mk.	Freq. MHz	Reading Level dBm	Correct Factor dB	Measure- ment dBm	Limit dBm	Margin dB	Detector	Comment
1		31.455	-63.61	-15.02	-78.63	-13.00	-65.63	peak	
2		168.225	-57.61	-11.10	-68.71	-13.00	-55.71	peak	
3		303.540	-67.37	-10.42	-77.79	-13.00	-64.79	peak	
4		708.030	-67.94	-2.95	-70.89	-13.00	-57.89	peak	
5		833.160	-65.70	-1.56	-67.26	-13.00	-54.26	peak	
6	*	943.255	-65.83	1.14	-64.69	-13.00	-51.69	peak	



Test Mode: WCDMA Band II\_TX CH9400

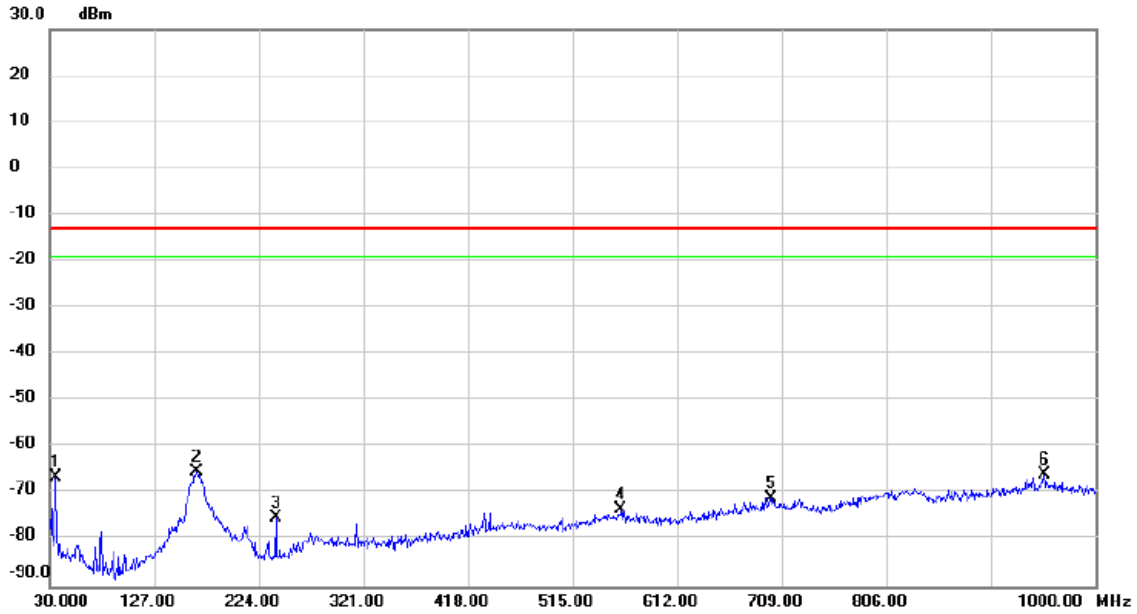
### Horizontal



No.	Mk.	Freq. MHz	Reading Level dBm	Correct Factor dB	Measure- ment dBm	Limit dBm	Margin dB	Detector	Comment
1	*	164.830	-54.75	-10.90	-65.65	-13.00	-52.65	peak	
2		240.005	-62.46	-14.67	-77.13	-13.00	-64.13	peak	
3		490.265	-66.11	-8.31	-74.42	-13.00	-61.42	peak	
4		721.125	-67.47	-3.29	-70.76	-13.00	-57.76	peak	
5		798.725	-67.52	-1.11	-68.63	-13.00	-55.63	peak	
6		946.650	-67.02	1.28	-65.74	-13.00	-52.74	peak	

Test Mode: LTE Band 2\_TX CH18900\_1.4M

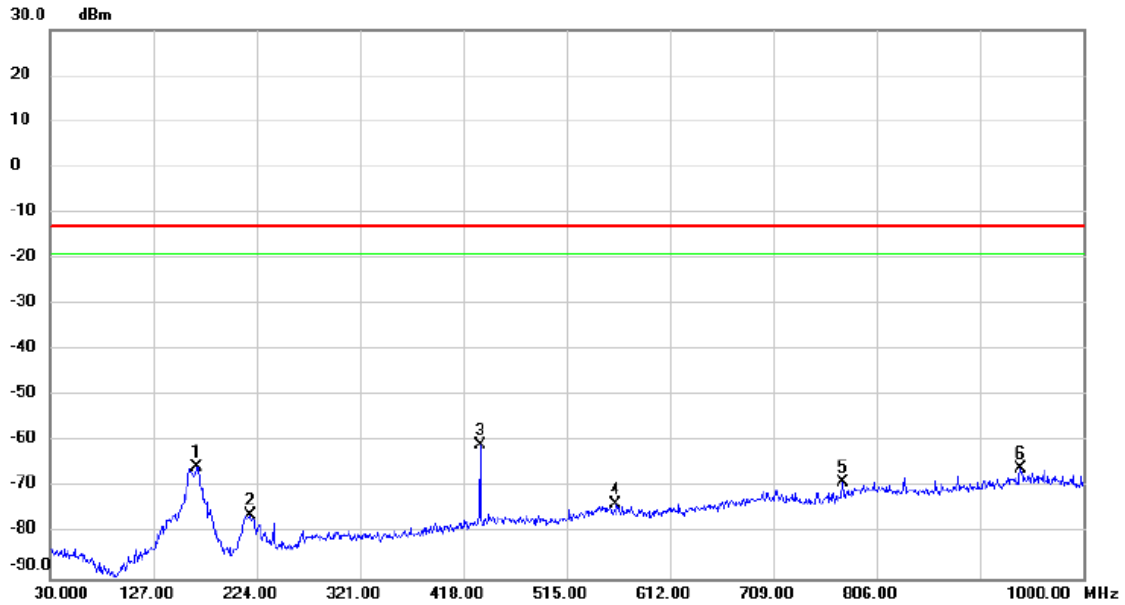
Vertical



No. Mk.	Freq. MHz	Reading Level dBm	Correct Factor dB	Measure- ment dBm	Limit dBm	Margin dB	Detector	Comment
1	35.820	-51.59	-14.97	-66.56	-13.00	-53.56	peak	
2 *	166.770	-54.39	-11.00	-65.39	-13.00	-52.39	peak	
3	240.005	-60.48	-14.67	-75.15	-13.00	-62.15	peak	
4	559.620	-67.60	-5.62	-73.22	-13.00	-60.22	peak	
5	698.815	-68.03	-2.80	-70.83	-13.00	-57.83	peak	
6	952.955	-67.20	1.34	-65.86	-13.00	-52.86	peak	

Test Mode: LTE Band 2\_TX CH18900\_1.4M

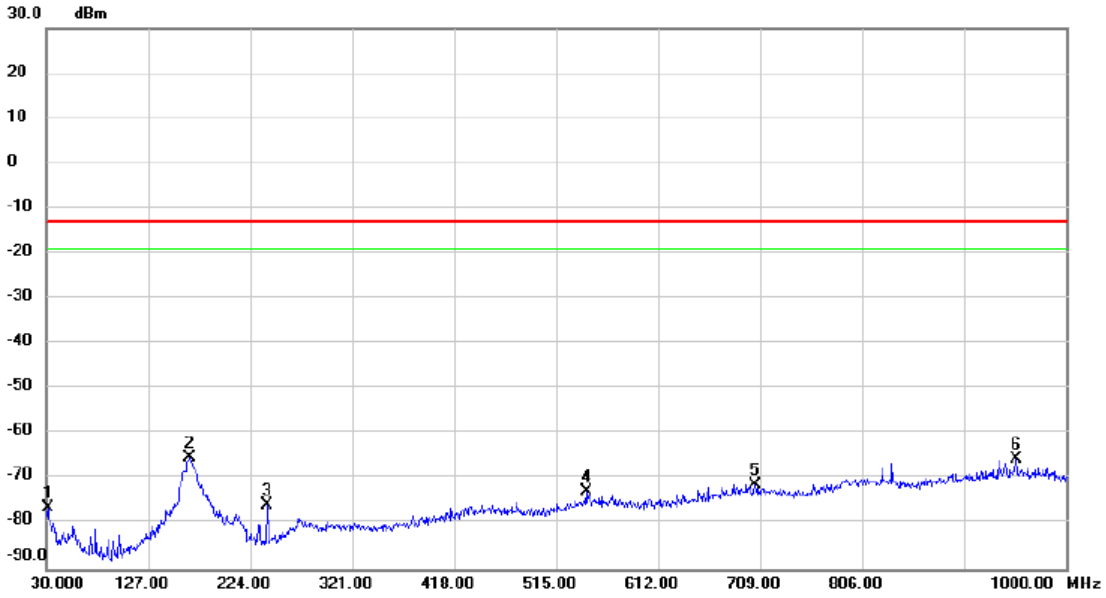
### Horizontal



No.	Mk.	Freq. MHz	Reading Level dBm	Correct Factor dB	Measure- ment dBm	Limit dBm	Margin dB	Detector	Comment
1		167.740	-54.55	-11.07	-65.62	-13.00	-52.62	peak	
2		218.665	-61.20	-14.89	-76.09	-13.00	-63.09	peak	
3	*	434.005	-52.69	-8.04	-60.73	-13.00	-47.73	peak	
4		561.560	-68.09	-5.65	-73.74	-13.00	-60.74	peak	
5		774.475	-66.31	-2.57	-68.88	-13.00	-55.88	peak	
6		941.315	-67.03	1.05	-65.98	-13.00	-52.98	peak	

Test Mode: LTE Band 2\_TX CH18900\_5M

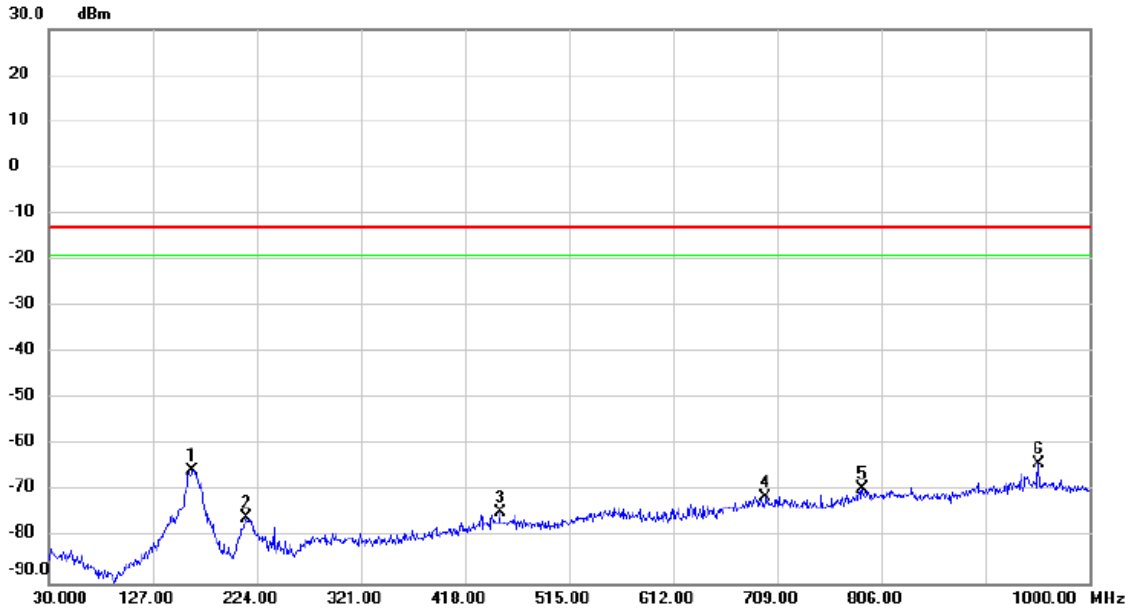
Vertical



No.	Mk.	Freq. MHz	Reading Level dBm	Correct Factor dB	Measure- ment dBm	Limit dBm	Margin dB	Detector	Comment
1		31.455	-61.26	-15.02	-76.28	-13.00	-63.28	peak	
2	*	166.770	-54.28	-11.00	-65.28	-13.00	-52.28	peak	
3		240.005	-61.08	-14.67	-75.75	-13.00	-62.75	peak	
4		543.615	-67.02	-5.86	-72.88	-13.00	-59.88	peak	
5		704.150	-68.31	-2.84	-71.15	-13.00	-58.15	peak	
6		952.470	-66.96	1.35	-65.61	-13.00	-52.61	peak	

Test Mode: LTE Band 2\_ TX CH18900\_5M

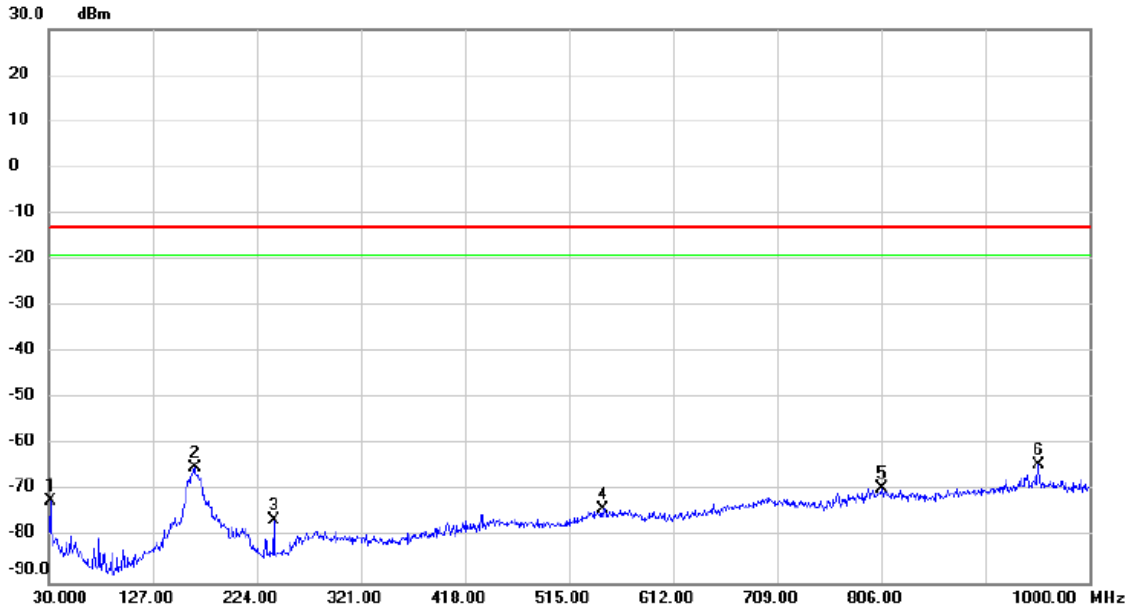
### Horizontal



No.	Mk.	Freq. MHz	Reading Level dBm	Correct Factor dB	Measure- ment dBm	Limit dBm	Margin dB	Detector	Comment
1		164.345	-54.61	-10.86	-65.47	-13.00	-52.47	peak	
2		214.785	-60.66	-15.05	-75.71	-13.00	-62.71	peak	
3		450.495	-67.08	-7.41	-74.49	-13.00	-61.49	peak	
4		698.330	-68.30	-2.83	-71.13	-13.00	-58.13	peak	
5		788.540	-67.83	-1.72	-69.55	-13.00	-56.55	peak	
6	*	952.470	-65.26	1.35	-63.91	-13.00	-50.91	peak	

Test Mode: LTE Band 2\_TX CH18900\_20M

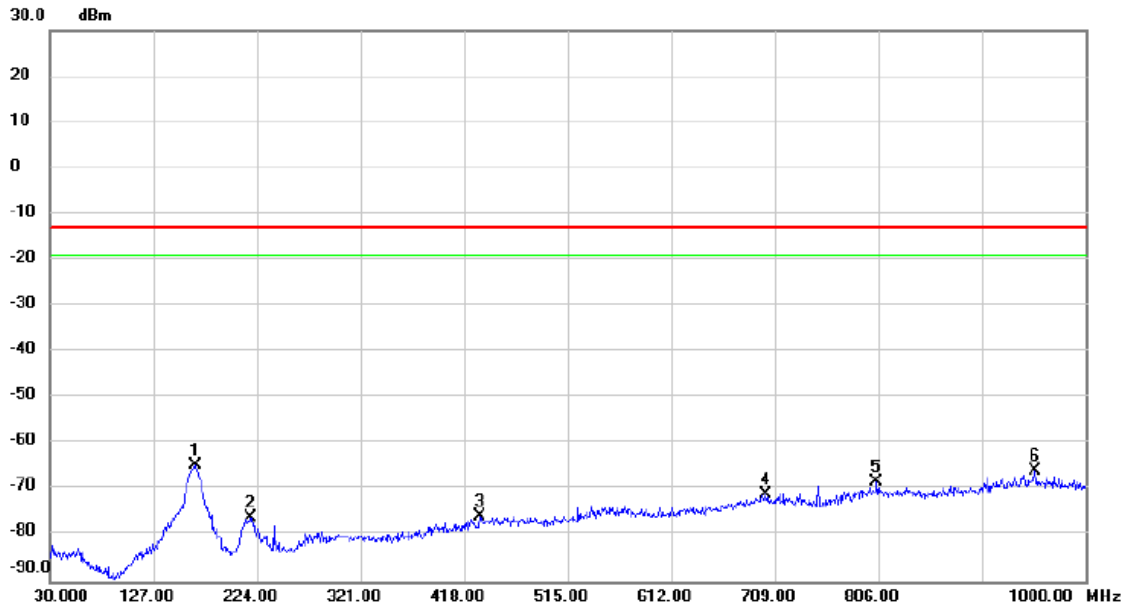
Vertical



No.	Mk.	Freq. MHz	Reading Level dBm	Correct Factor dB	Measure- ment dBm	Limit dBm	Margin dB	Detector	Comment
1		31.455	-57.09	-15.02	-72.11	-13.00	-59.11	peak	
2		165.800	-54.12	-10.95	-65.07	-13.00	-52.07	peak	
3		240.005	-61.67	-14.67	-76.34	-13.00	-63.34	peak	
4		546.525	-68.24	-5.68	-73.92	-13.00	-60.92	peak	
5		806.485	-68.45	-1.13	-69.58	-13.00	-56.58	peak	
6	*	952.470	-65.72	1.35	-64.37	-13.00	-51.37	peak	

Test Mode: LTE Band 2\_TX CH18900\_20M

### Horizontal



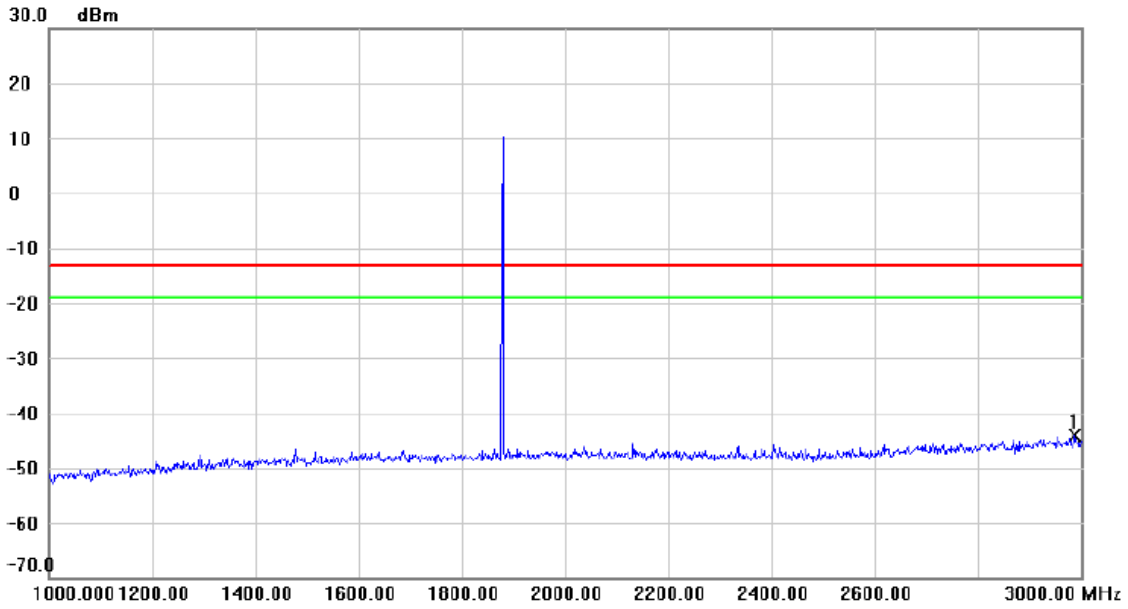
No.	Mk.	Freq. MHz	Reading Level dBm	Correct Factor dB	Measure- ment dBm	Limit dBm	Margin dB	Detector	Comment
1	*	165.800	-53.82	-10.95	-64.77	-13.00	-51.77	peak	
2		217.695	-61.04	-14.93	-75.97	-13.00	-62.97	peak	
3		433.035	-67.76	-8.08	-75.84	-13.00	-62.84	peak	
4		700.755	-68.33	-2.76	-71.09	-13.00	-58.09	peak	
5		804.545	-67.05	-1.11	-68.16	-13.00	-55.16	peak	
6		952.470	-67.15	1.35	-65.80	-13.00	-52.80	peak	

## APPENDIX C - RADIATED EMISSION (ABOVE 1GHZ)



Test Mode: PCS1900\_TX CH661\_GSM\_with Earphone

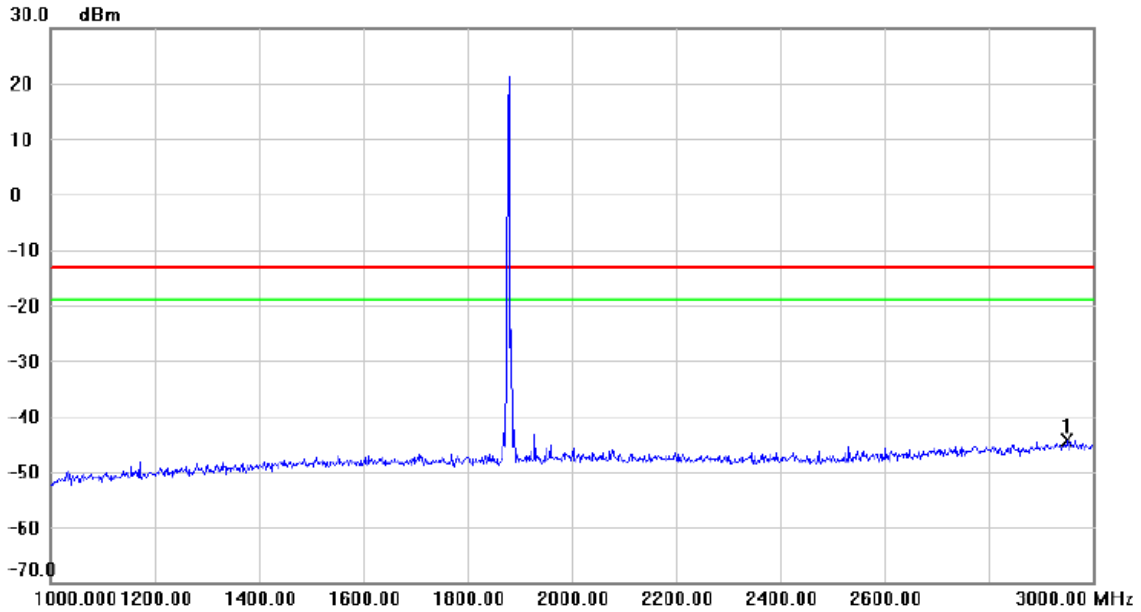
Vertical



No.	Mk.	Freq. MHz	Reading Level dBm	Correct Factor dB	Measure- ment dBm	Limit dBm	Margin dB	Detector	Comment
1	*	2988.000	-54.10	9.87	-44.23	-13.00	-31.23	peak	

Test Mode: PCS1900\_TX CH661\_GSM\_with Earphone

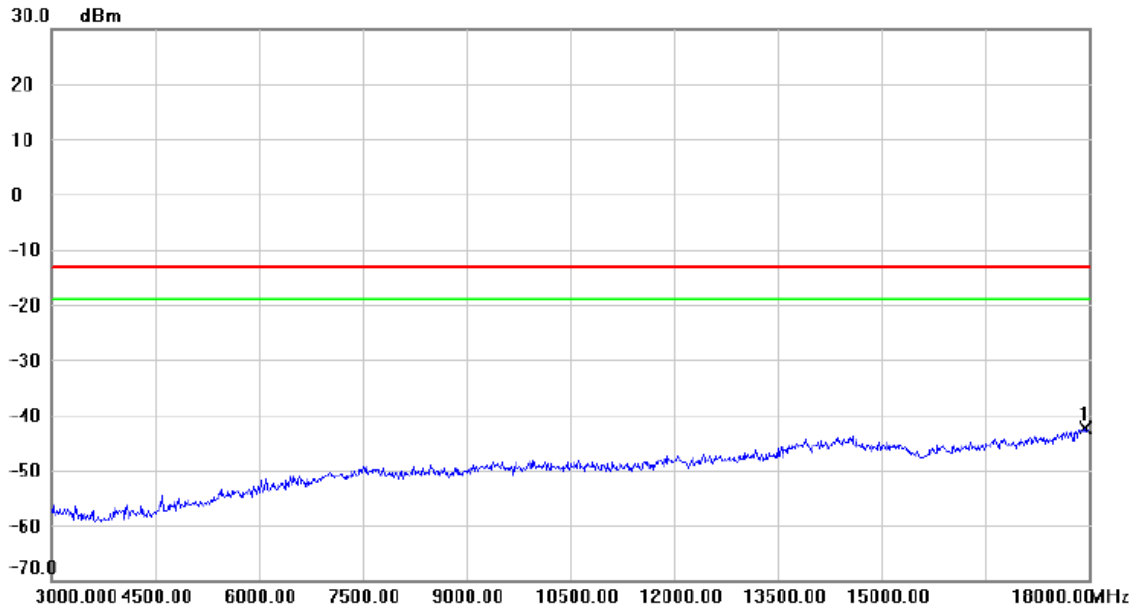
Horizontal



No.	Mk.	Freq. MHz	Reading Level dBm	Correct Factor dB	Measure- ment dBm	Limit dBm	Margin dB	Detector	Comment
1	*	2950.000	-53.97	9.63	-44.34	-13.00	-31.34	peak	

Test Mode: PCS1900\_TX CH661\_GSM\_with Earphone

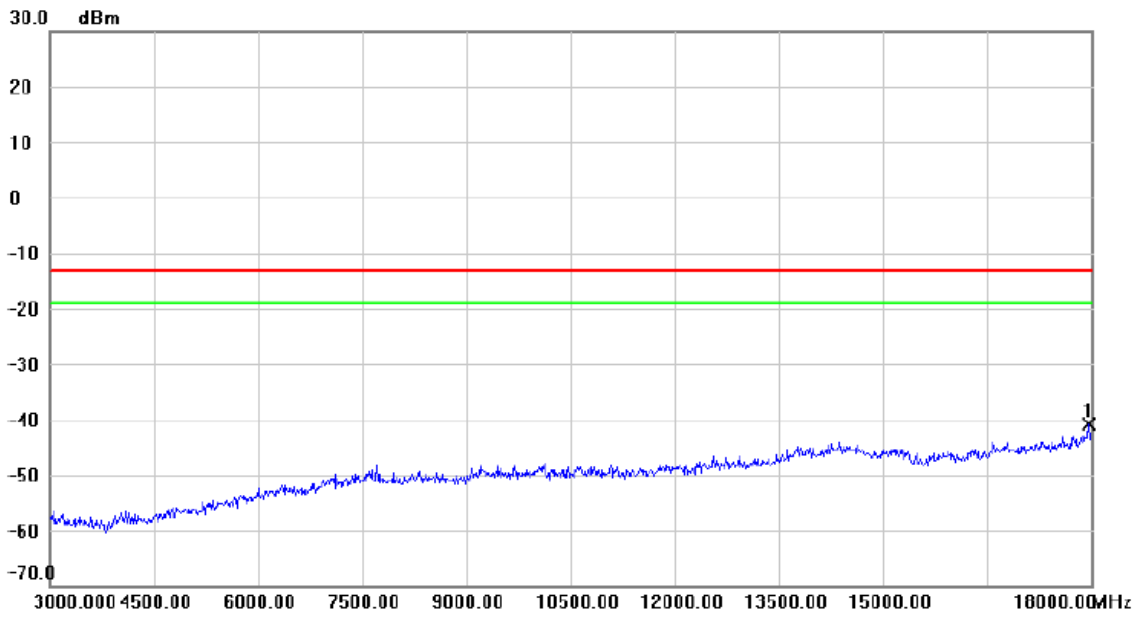
Vertical



No.	Mk.	Freq. MHz	Reading Level dBm	Correct Factor dB	Measure- ment dBm	Limit dBm	Margin dB	Detector	Comment
1	*	17947.500	-61.52	19.20	-42.32	-13.00	-29.32	peak	

Test Mode: PCS1900\_TX CH661\_GSM\_with Earphone

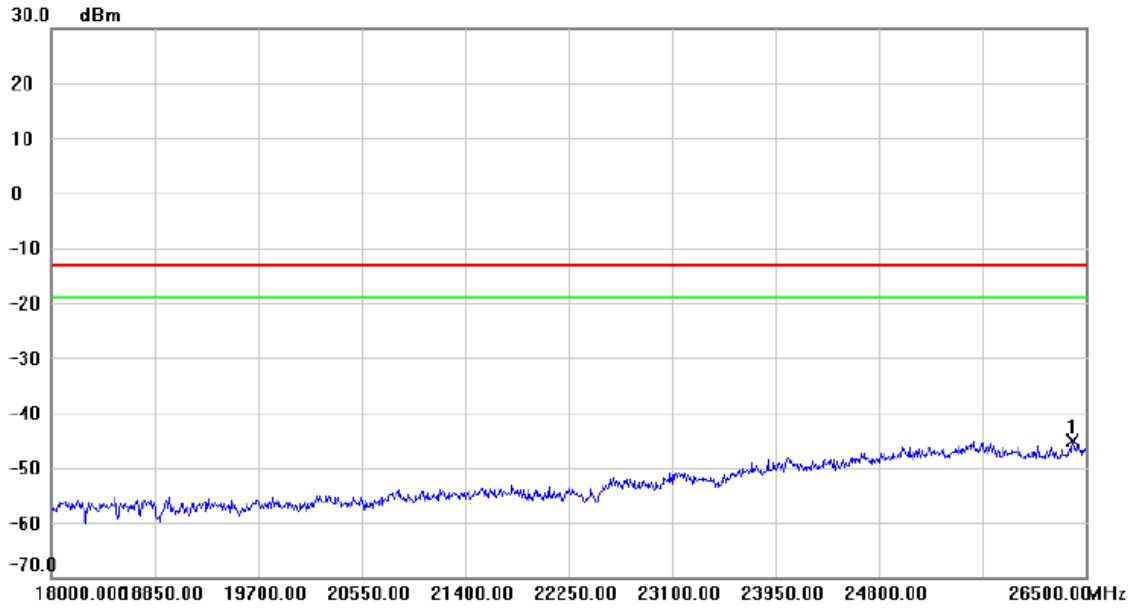
Horizontal



No.	Mk.	Freq. MHz	Reading Level dBm	Correct Factor dB	Measure- ment dBm	Limit dBm	Margin dB	Detector	Comment
1	*	17970.000	-60.24	19.28	-40.96	-13.00	-27.96	peak	

Test Mode: PCS1900\_TX CH661\_GSM\_with Earphone

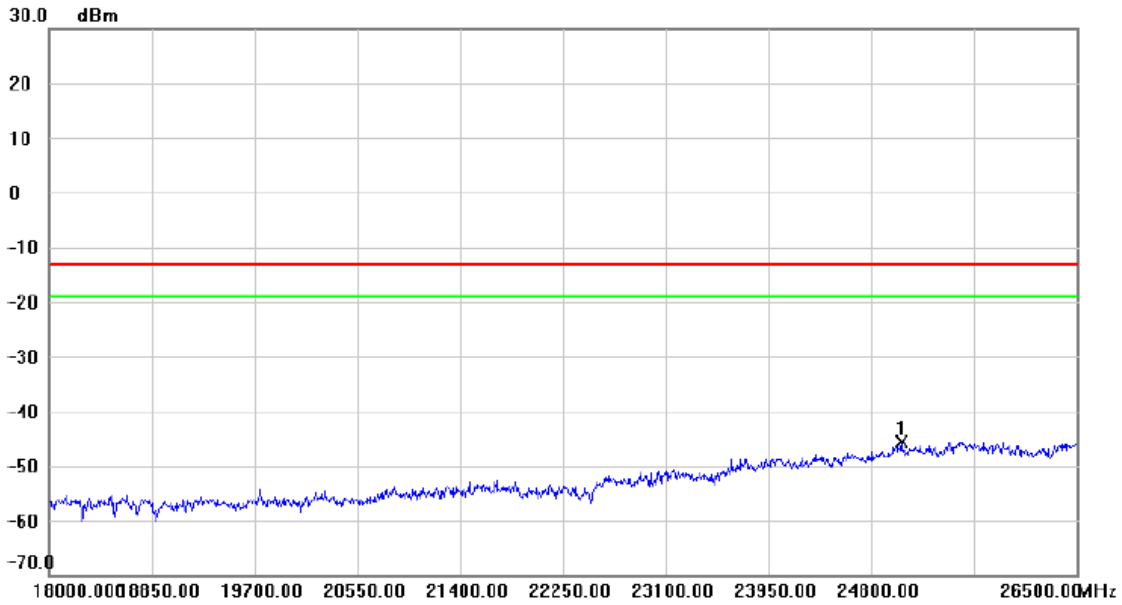
Vertical



No.	Mk.	Freq. MHz	Reading Level dBm	Correct Factor dB	Measure- ment dBm	Limit dBm	Margin dB	Detector	Comment
1	*	26389.500	-67.56	22.54	-45.02	-13.00	-32.02	peak	

Test Mode: PCS1900\_TX CH661\_GSM\_with Earphone

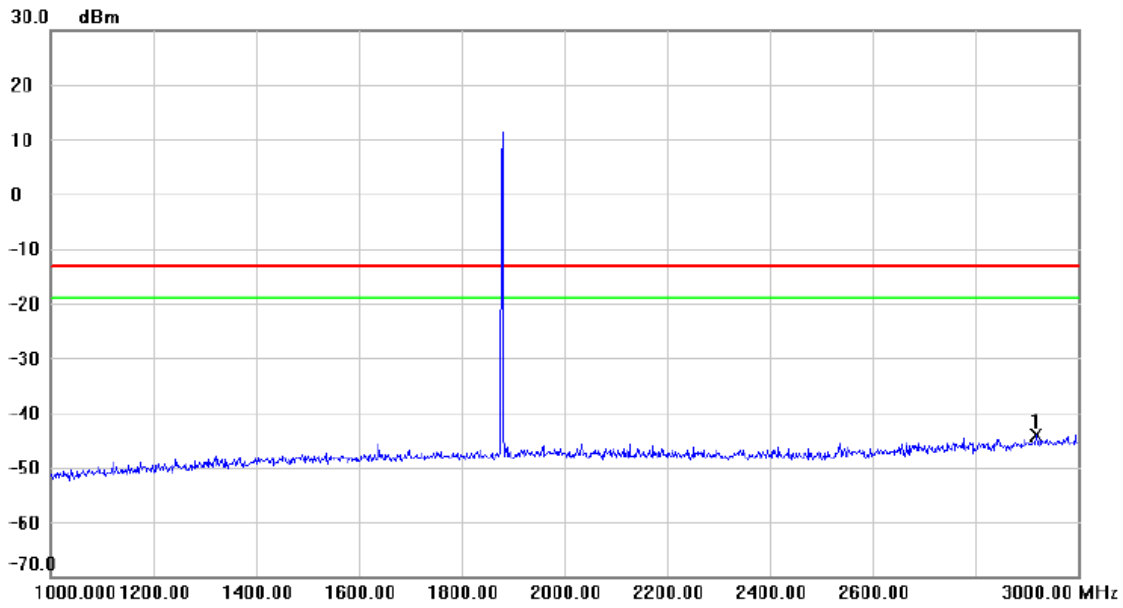
Horizontal



No.	Mk.	Freq. MHz	Reading Level dBm	Correct Factor dB	Measure- ment dBm	Limit dBm	Margin dB	Detector	Comment
1	*	25050.750	-67.43	21.85	-45.58	-13.00	-32.58	peak	

Test Mode: PCS1900\_TX CH661\_GSM\_without Earphone

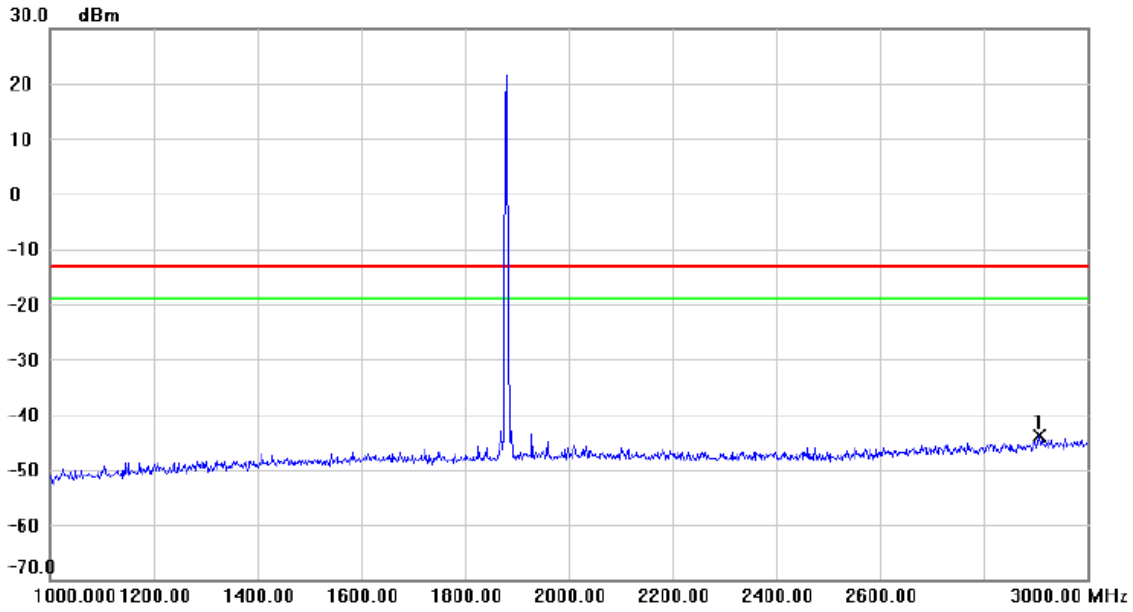
Vertical



No.	Mk.	Freq. MHz	Reading Level dBm	Correct Factor dB	Measure- ment dBm	Limit dBm	Margin dB	Detector	Comment
1	*	2918.000	-53.60	9.41	-44.19	-13.00	-31.19	peak	

Test Mode: PCS1900\_TX CH661\_GSM\_without Earphone

Horizontal

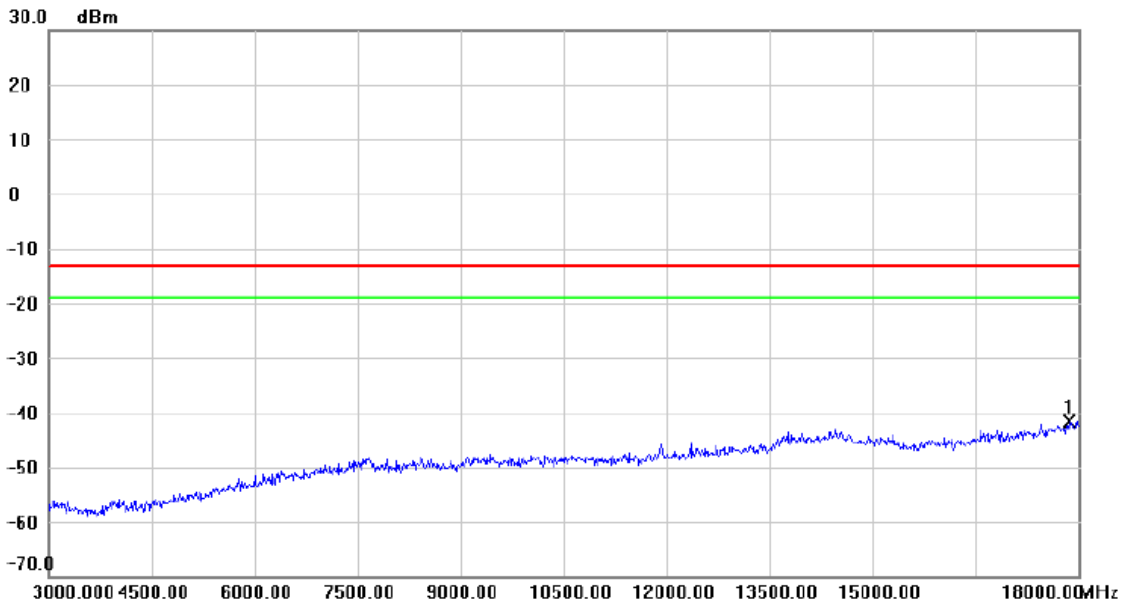


No.	Mk.	Freq. MHz	Reading Level dBm	Correct Factor dB	Measure- ment dBm	Limit dBm	Margin dB	Detector	Comment
1	*	2908.000	-53.21	9.34	-43.87	-13.00	-30.87	peak	



Test Mode: PCS1900\_TX CH661\_GSM\_without Earphone

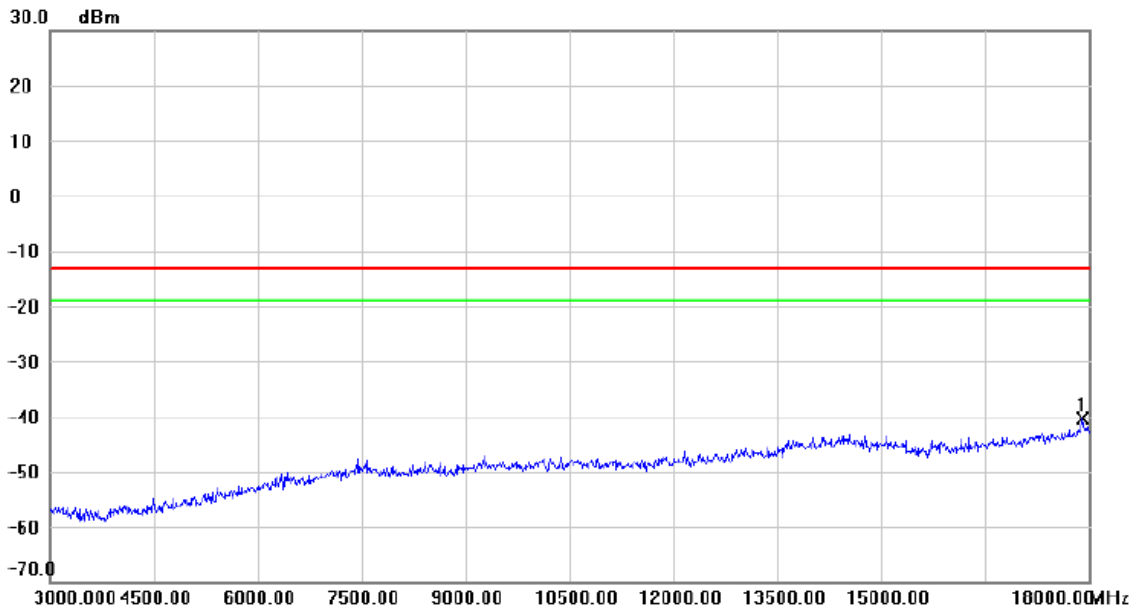
Vertical



No.	Mk.	Freq. MHz	Reading Level dBm	Correct Factor dB	Measure- ment dBm	Limit dBm	Margin dB	Detector	Comment
1	*	17872.500	-60.69	18.99	-41.70	-13.00	-28.70	peak	

Test Mode: PCS1900\_TX CH661\_GSM\_without Earphone

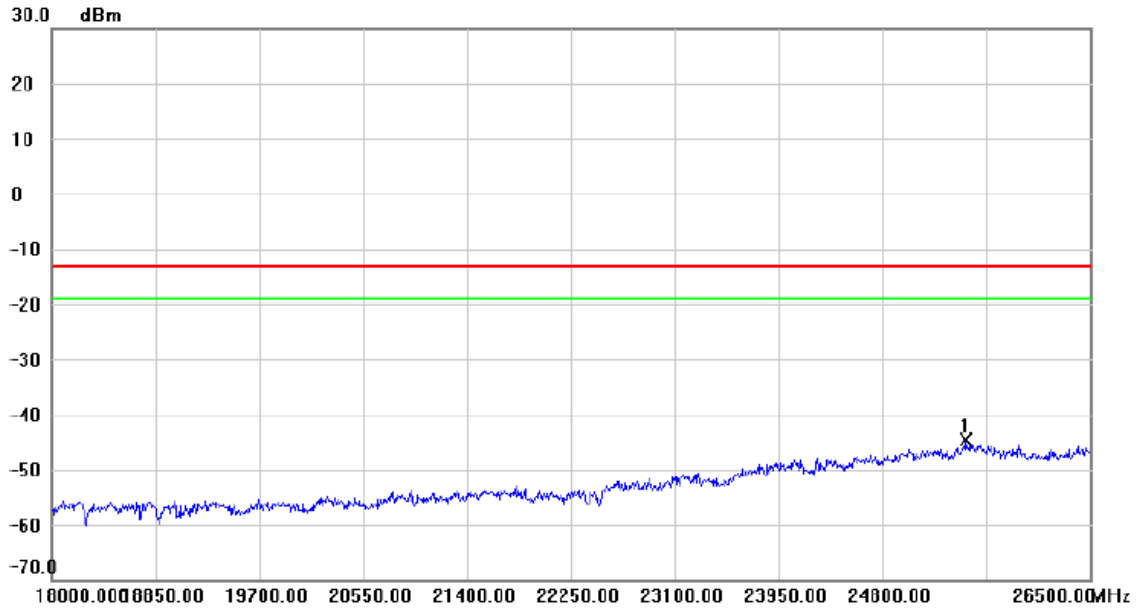
Horizontal



No.	Mk.	Freq. MHz	Reading Level dBm	Correct Factor dB	Measure- ment dBm	Limit dBm	Margin dB	Detector	Comment
1	*	17910.000	-59.36	19.10	-40.26	-13.00	-27.26	peak	

Test Mode: PCS1900\_TX CH661\_GSM\_without Earphone

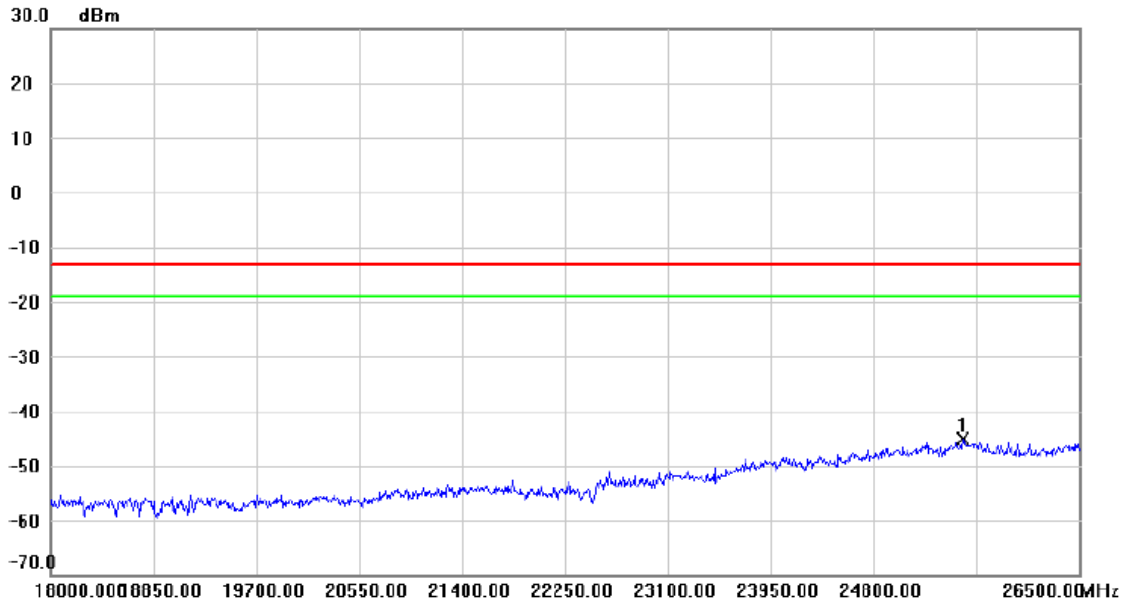
Vertical



No.	Mk.	Freq. MHz	Reading Level dBm	Correct Factor dB	Measure- ment dBm	Limit dBm	Margin dB	Detector	Comment
1	*	25488.500	-66.81	22.11	-44.70	-13.00	-31.70	peak	

Test Mode: PCS1900\_TX CH661\_GSM\_without Earphone

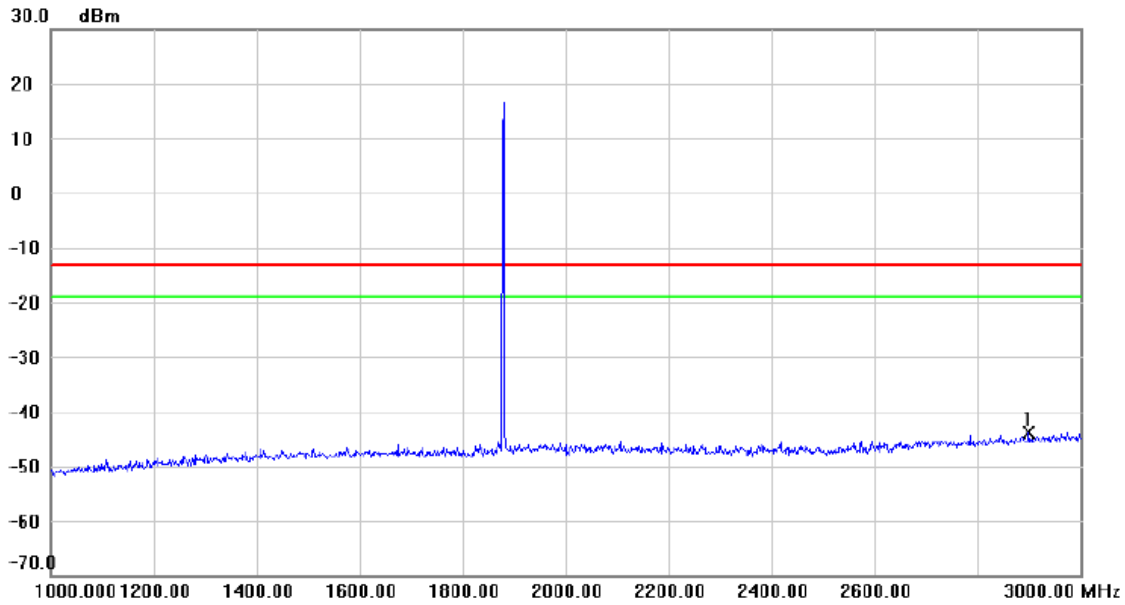
Horizontal



No.	Mk.	Freq. MHz	Reading Level dBm	Correct Factor dB	Measure- ment dBm	Limit dBm	Margin dB	Detector	Comment
1	*	25539.500	-67.33	22.09	-45.24	-13.00	-32.24	peak	

Test Mode: PCS1900\_TX CH661\_EDGE\_with Earphone

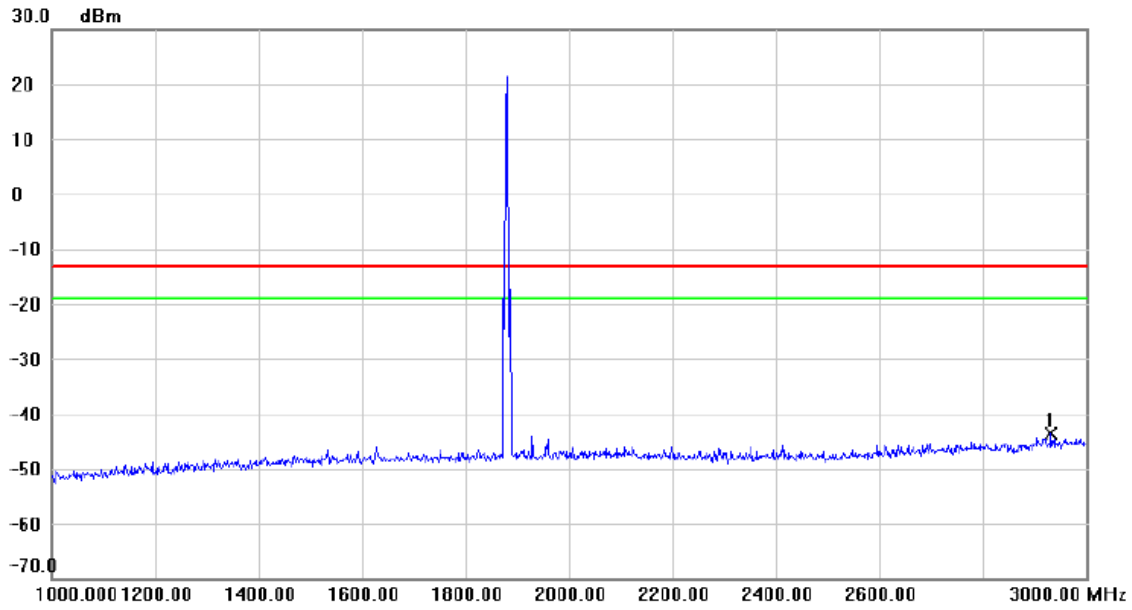
Vertical



No.	Mk.	Freq. MHz	Reading Level dBm	Correct Factor dB	Measure- ment dBm	Limit dBm	Margin dB	Detector	Comment
1	*	2901.000	-53.22	9.30	-43.92	-13.00	-30.92	peak	

Test Mode: PCS1900\_TX CH661\_EDGE\_with Earphone

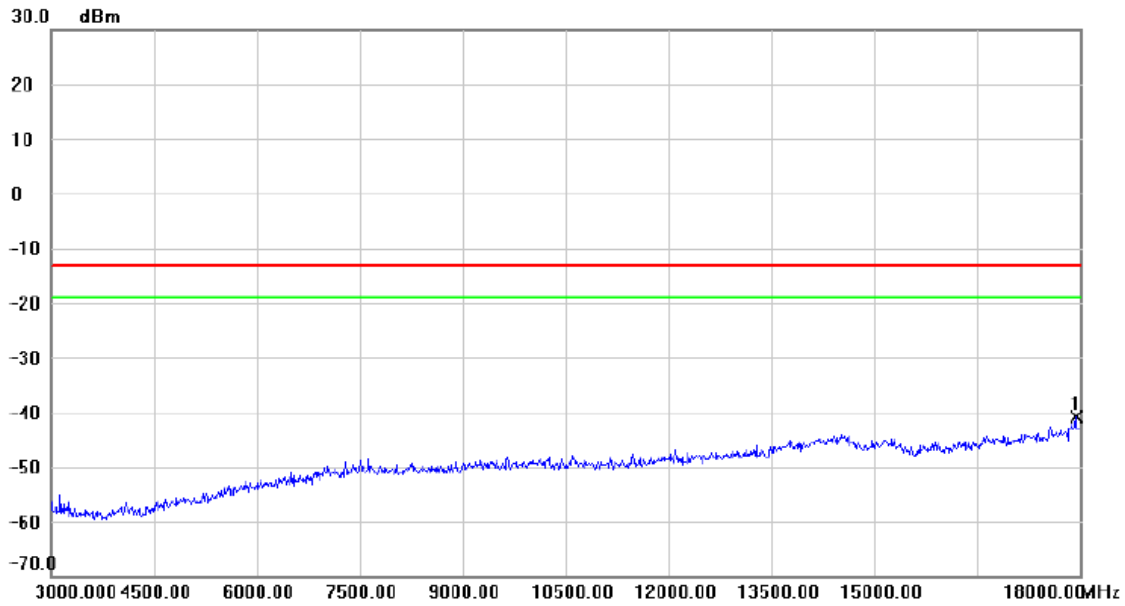
Horizontal



No.	Mk.	Freq. MHz	Reading Level dBm	Correct Factor dB	Measure- ment dBm	Limit dBm	Margin dB	Detector	Comment
1	*	2933.000	-53.13	9.51	-43.62	-13.00	-30.62	peak	

Test Mode: PCS1900\_TX CH661\_EDGE\_with Earphone

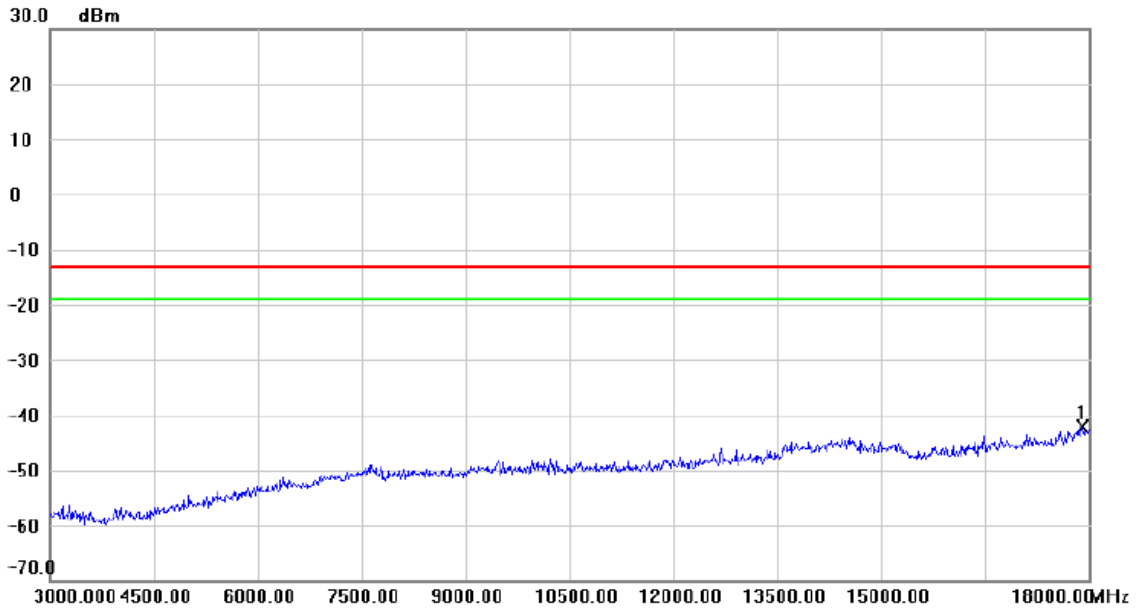
Vertical



No.	Mk.	Freq. MHz	Reading Level dBm	Correct Factor dB	Measure- ment dBm	Limit dBm	Margin dB	Detector	Comment
1	*	17947.500	-60.15	19.20	-40.95	-13.00	-27.95	peak	

Test Mode: PCS1900\_TX CH661\_EDGE\_with Earphone

Horizontal

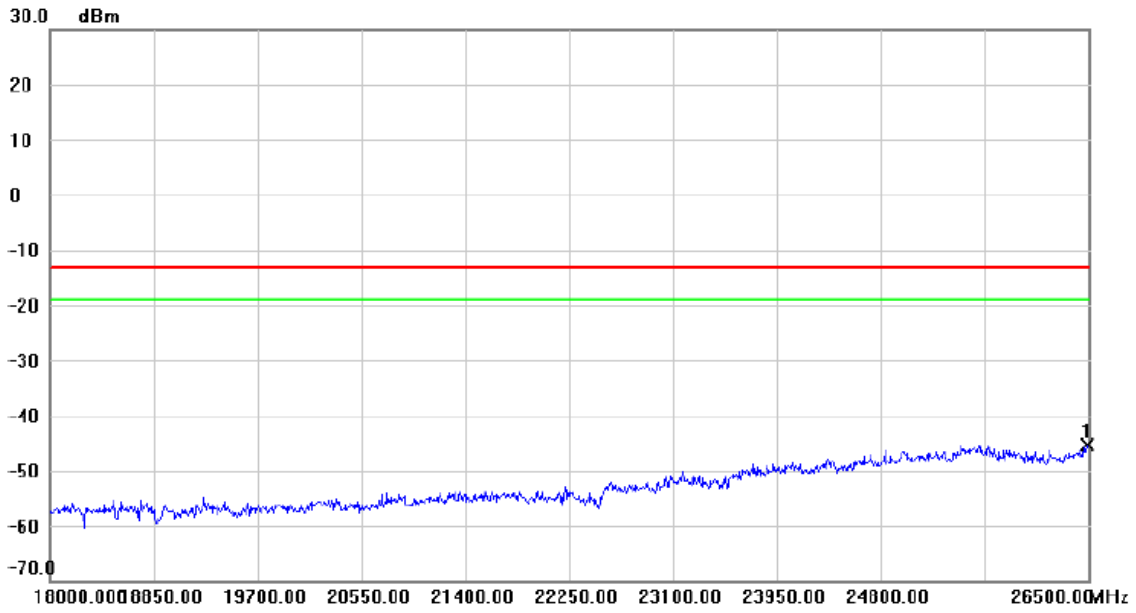


No.	Mk.	Freq. MHz	Reading Level dBm	Correct Factor dB	Measure- ment dBm	Limit dBm	Margin dB	Detector	Comment
1	*	17910.000	-61.32	19.10	-42.22	-13.00	-29.22	peak	



Test Mode: PCS1900\_TX CH661\_EDGE\_with Earphone

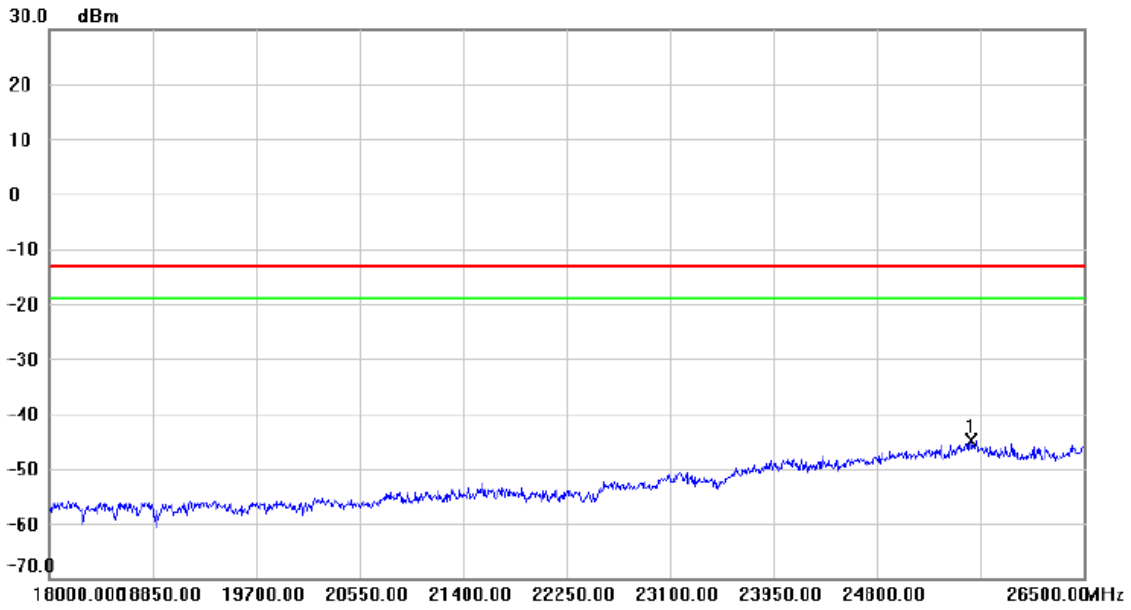
Vertical



No.	Mk.	Freq. MHz	Reading Level dBm	Correct Factor dB	Measure- ment dBm	Limit dBm	Margin dB	Detector	Comment
1	*	26491.500	-68.22	22.80	-45.42	-13.00	-32.42	peak	

Test Mode: PCS1900\_TX CH661\_EDGE\_with Earphone

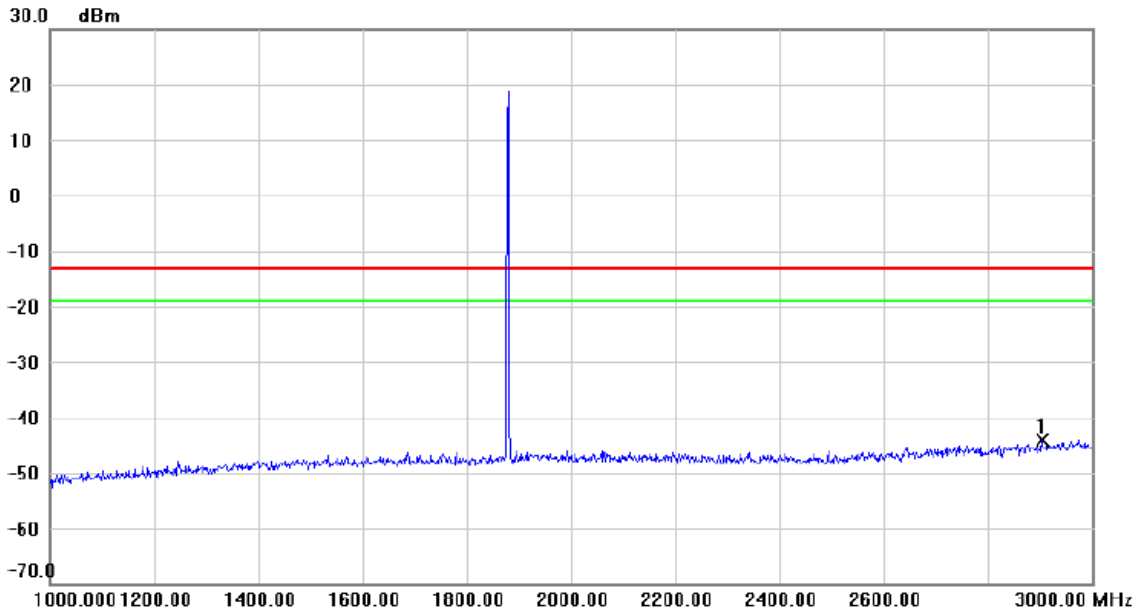
Horizontal



No.	Mk.	Freq. MHz	Reading Level dBm	Correct Factor dB	Measure- ment dBm	Limit dBm	Margin dB	Detector	Comment
1	*	25577.750	-67.00	22.04	-44.96	-13.00	-31.96	peak	

Test Mode: PCS1900\_TX CH661\_EDGE\_without Earphone

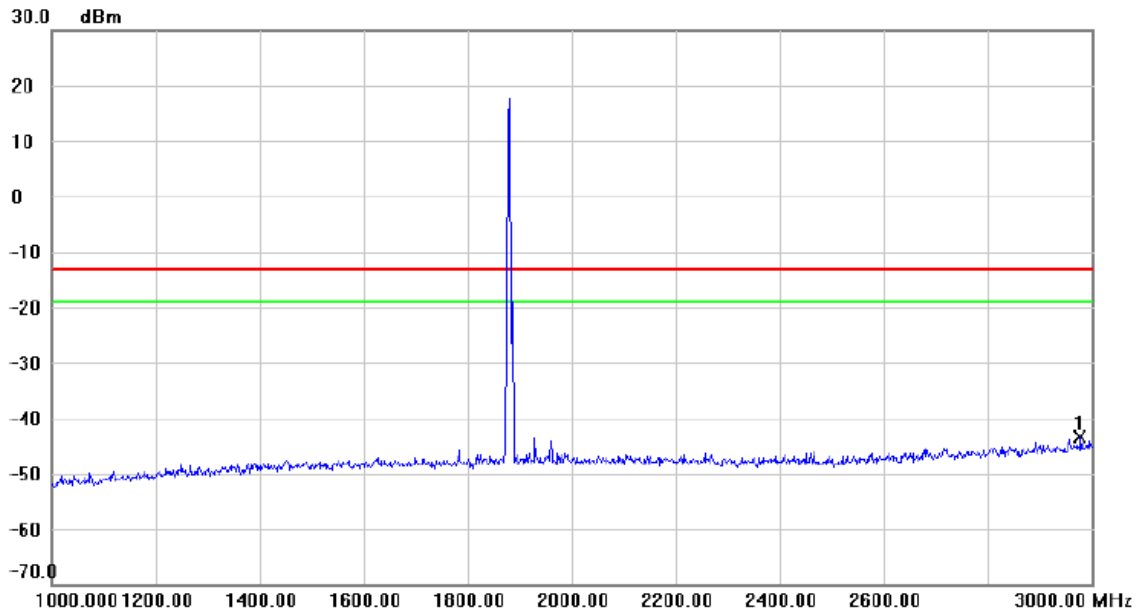
Vertical



No.	Mk.	Freq. MHz	Reading Level dBm	Correct Factor dB	Measure- ment dBm	Limit dBm	Margin dB	Detector	Comment
1	*	2904.000	-53.50	9.32	-44.18	-13.00	-31.18	peak	

Test Mode: PCS1900\_TX CH661\_EDGE\_without Earphone

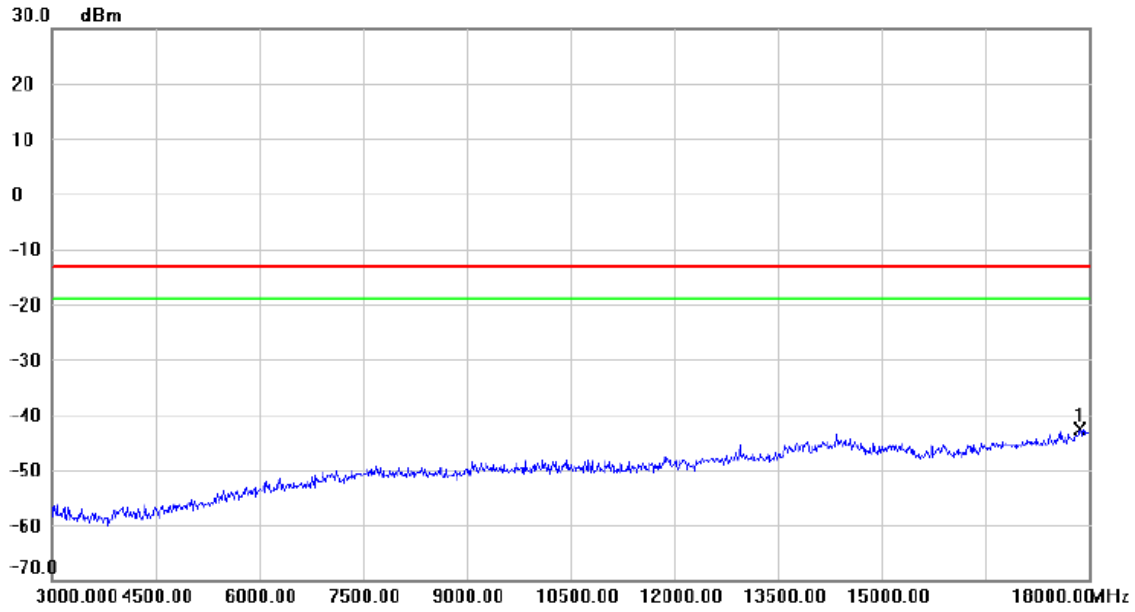
Horizontal



No.	Mk.	Freq. MHz	Reading Level dBm	Correct Factor dB	Measure- ment dBm	Limit dBm	Margin dB	Detector	Comment
1	*	2978.000	-53.17	9.82	-43.35	-13.00	-30.35	peak	

Test Mode: PCS1900\_TX CH661\_EDGE\_without Earphone

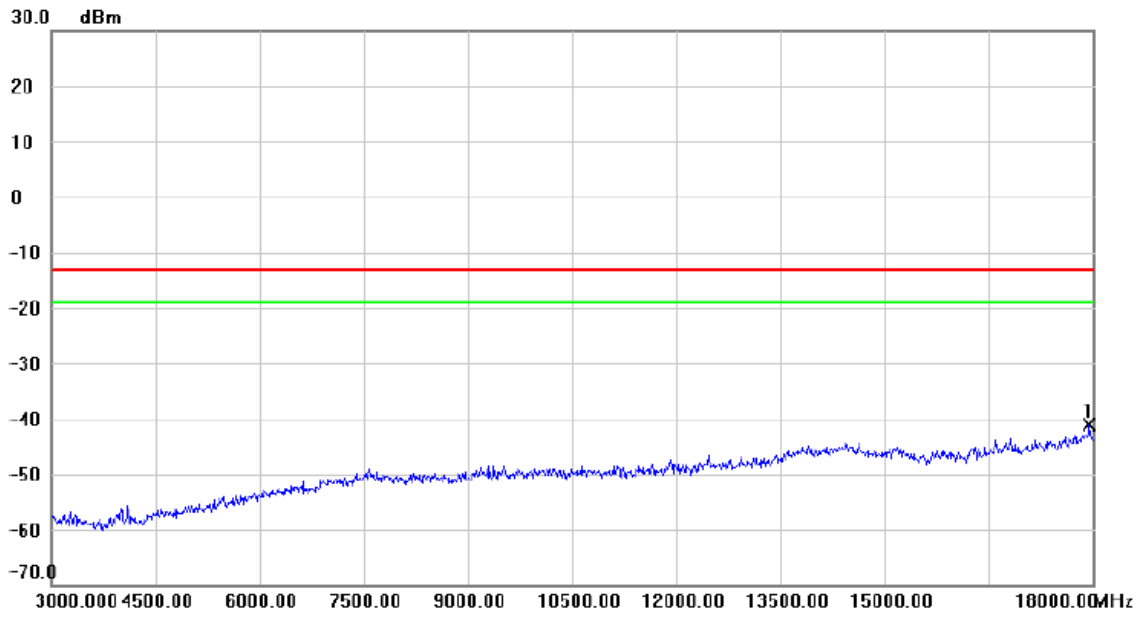
Vertical



No.	Mk.	Freq. MHz	Reading Level dBm	Correct Factor dB	Measure- ment dBm	Limit dBm	Margin dB	Detector	Comment
1	*	17872.500	-61.54	18.99	-42.55	-13.00	-29.55	peak	

Test Mode: PCS1900\_TX CH661\_EDGE\_without Earphone

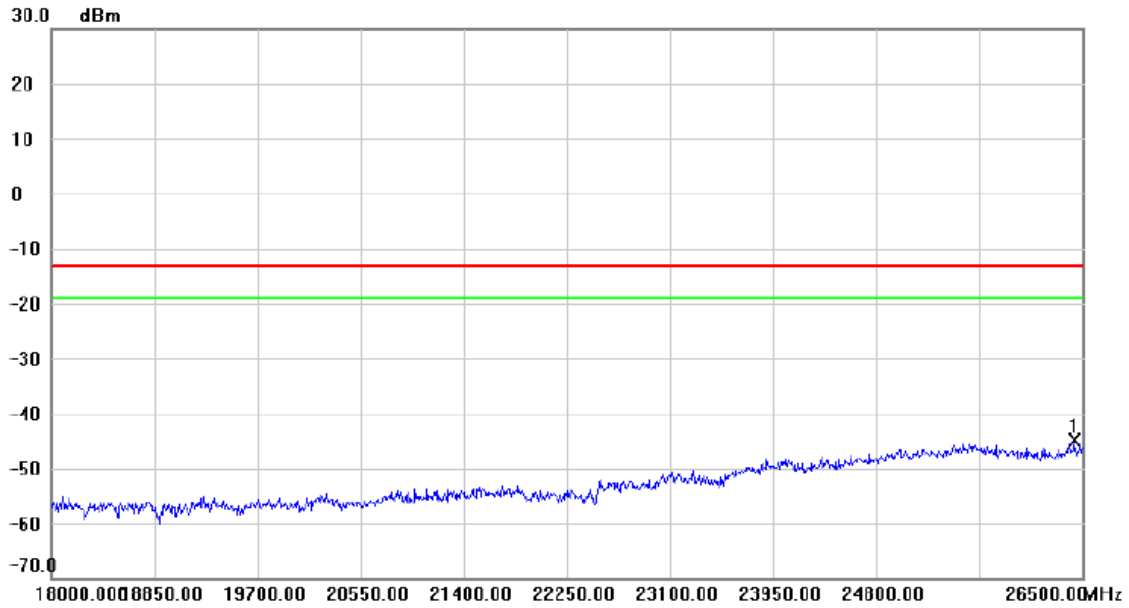
Horizontal



No.	Mk.	Freq. MHz	Reading Level dBm	Correct Factor dB	Measure- ment dBm	Limit dBm	Margin dB	Detector	Comment
1	*	17955.000	-60.30	19.24	-41.06	-13.00	-28.06	peak	

Test Mode: PCS1900\_TX CH661\_EDGE\_without Earphone

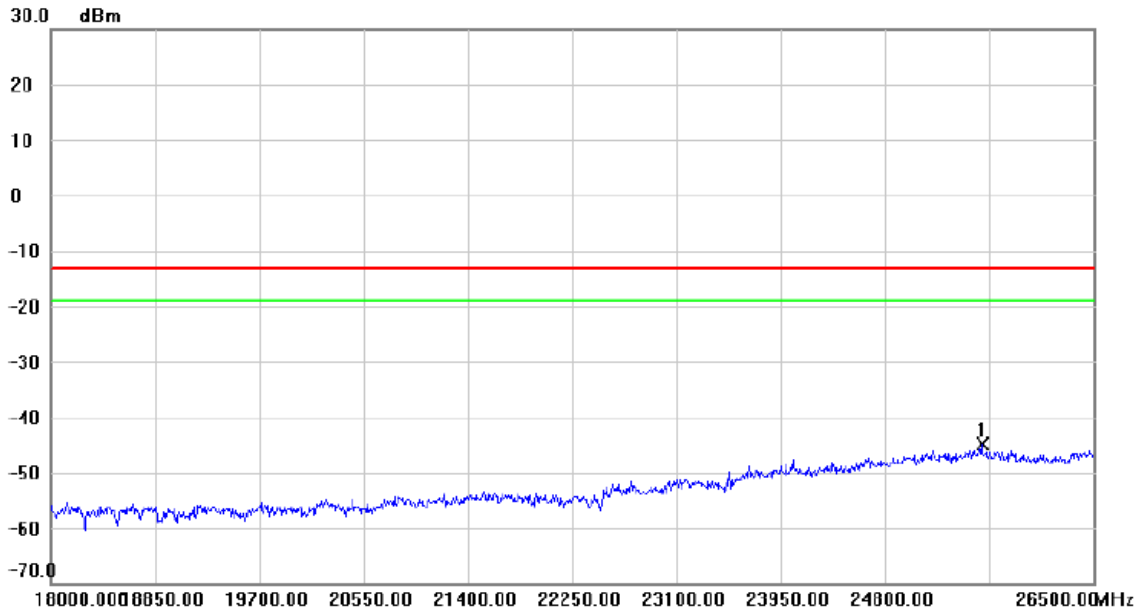
Vertical



No.	Mk.	Freq. MHz	Reading Level dBm	Correct Factor dB	Measure- ment dBm	Limit dBm	Margin dB	Detector	Comment
1	*	26436.250	-67.63	22.66	-44.97	-13.00	-31.97	peak	

Test Mode: PCS1900\_TX CH661\_EDGE\_without Earphone

Horizontal

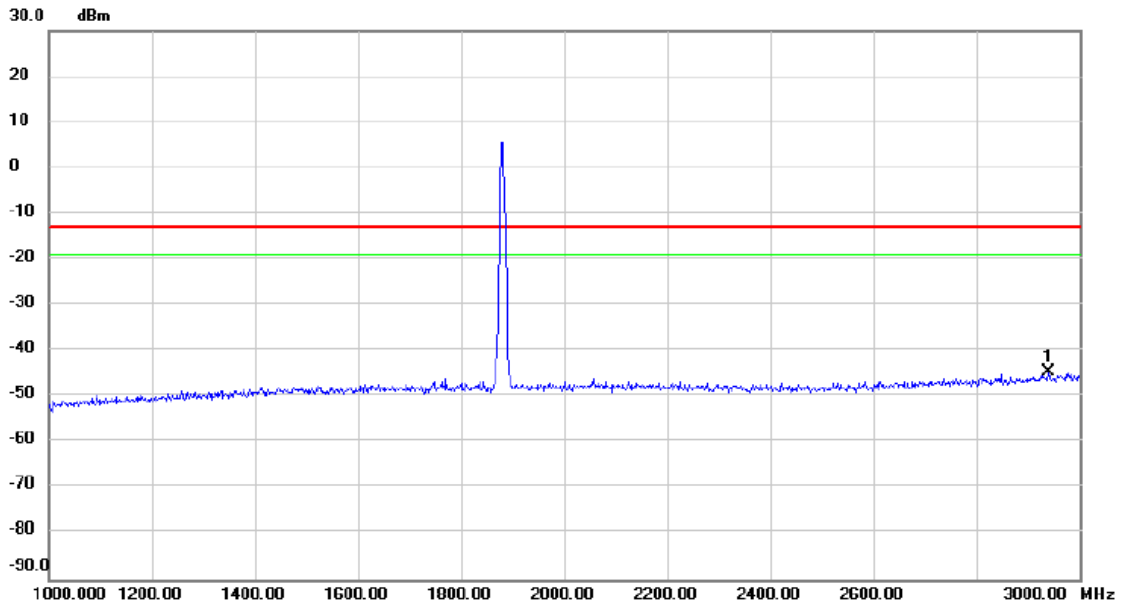


No.	Mk.	Freq. MHz	Reading Level dBm	Correct Factor dB	Measure- ment dBm	Limit dBm	Margin dB	Detector	Comment
1	*	25594.750	-67.01	22.02	-44.99	-13.00	-31.99	peak	



Test Mode: WCDMA Band II\_TX CH9400

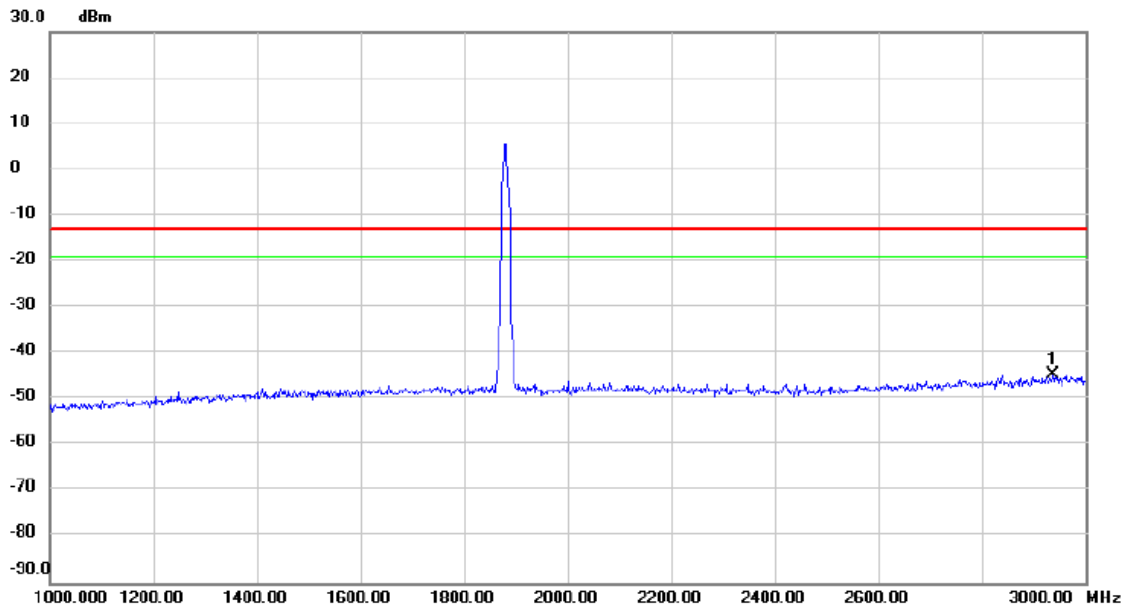
Vertical



No.	Mk.	Freq. MHz	Reading Level dBm	Correct Factor dB	Measure- ment dBm	Limit dBm	Margin dB	Detector	Comment
1	*	2941.000	-54.22	9.56	-44.66	-13.00	-31.66	peak	

Test Mode: WCDMA Band II\_TX CH9400

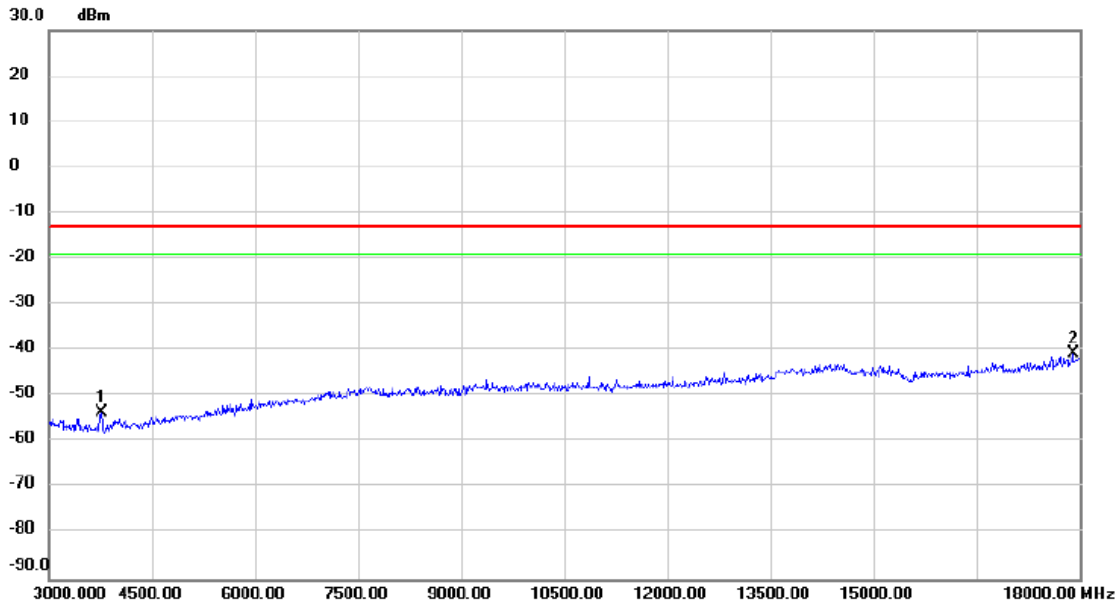
Horizontal



No. Mk.	Freq. MHz	Reading Level dBm	Correct Factor dB	Measure- ment dBm	Limit dBm	Margin dB	Detector	Comment
1 *	2938.000	-54.12	9.54	-44.58	-13.00	-31.58	peak	

Test Mode: WCDMA Band II\_TX CH9400

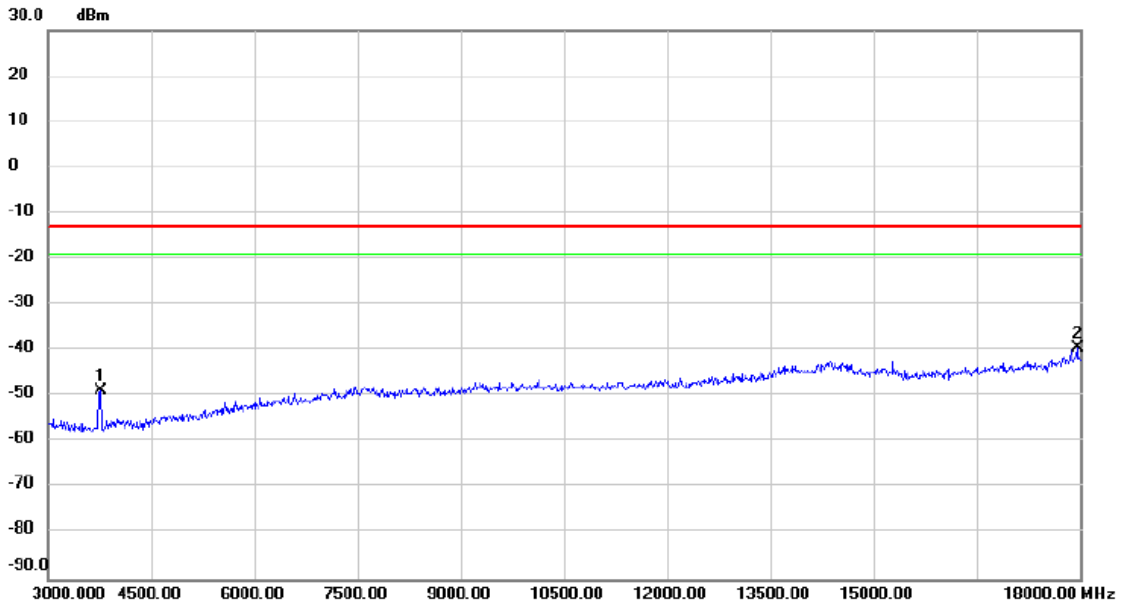
Vertical



No.	Mk.	Freq. MHz	Reading Level dBm	Correct Factor dB	Measure- ment dBm	Limit dBm	Margin dB	Detector	Comment
1		3765.000	-54.78	1.10	-53.68	-13.00	-40.68	peak	
2	*	17902.500	-59.64	19.08	-40.56	-13.00	-27.56	peak	

Test Mode: WCDMA Band II\_TX CH9400

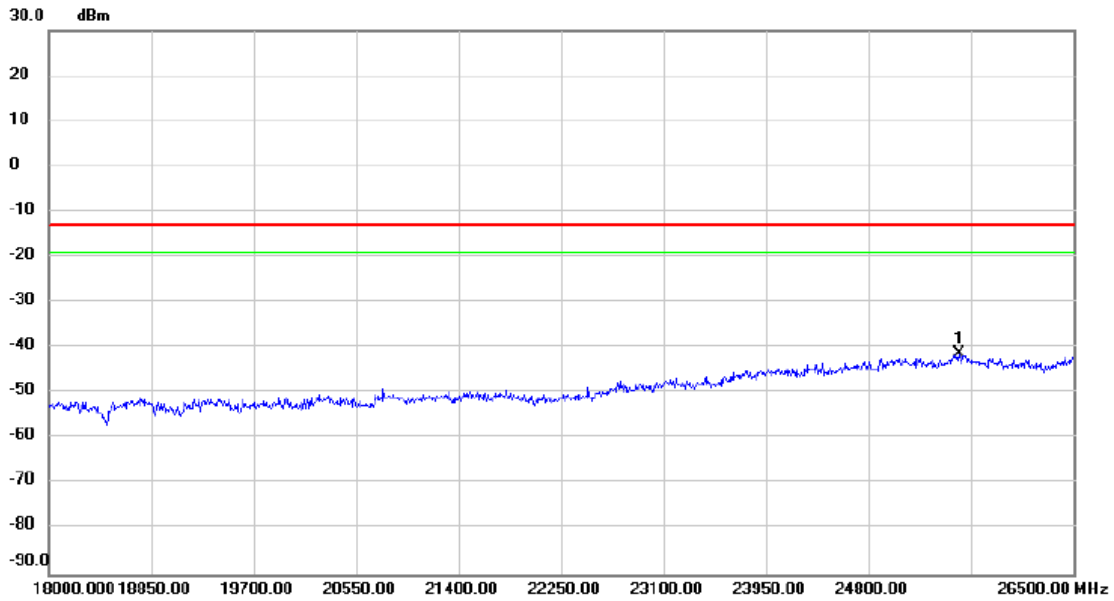
Horizontal



No.	Mk.	Freq. MHz	Reading Level dBm	Correct Factor dB	Measure- ment dBm	Limit dBm	Margin dB	Detector	Comment
1		3765.000	-49.85	1.10	-48.75	-13.00	-35.75	peak	
2	*	17962.500	-58.84	19.26	-39.58	-13.00	-26.58	peak	

Test Mode: WCDMA Band II\_TX CH9400

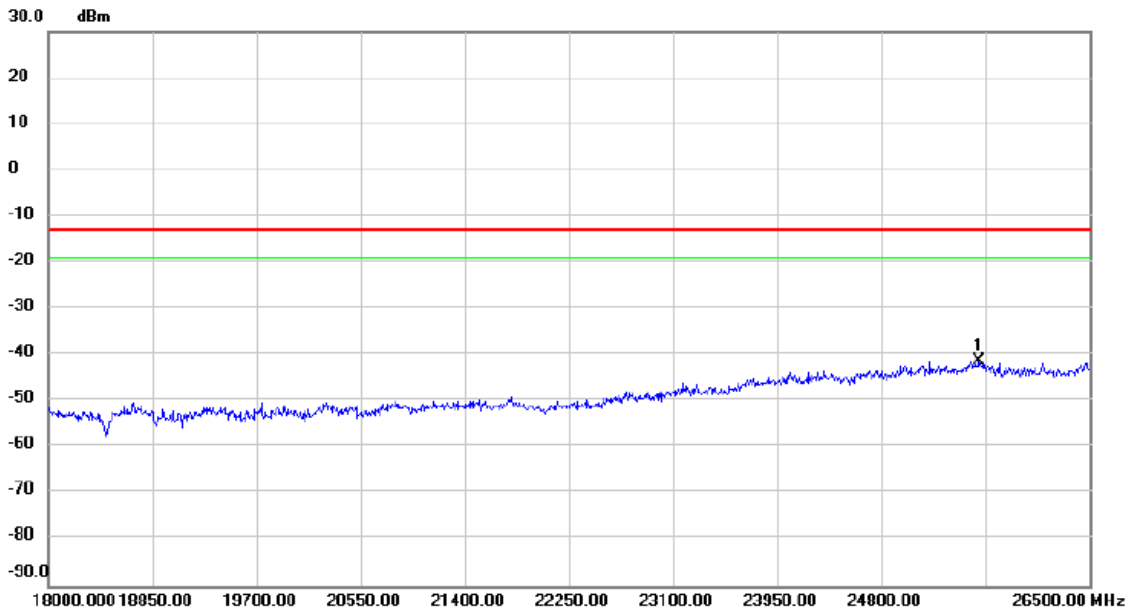
Vertical



No.	Mk.	Freq. MHz	Reading Level dBm	Correct Factor dB	Measure- ment dBm	Limit dBm	Margin dB	Detector	Comment
1	*	25552.250	-63.27	22.06	-41.21	-13.00	-28.21	peak	

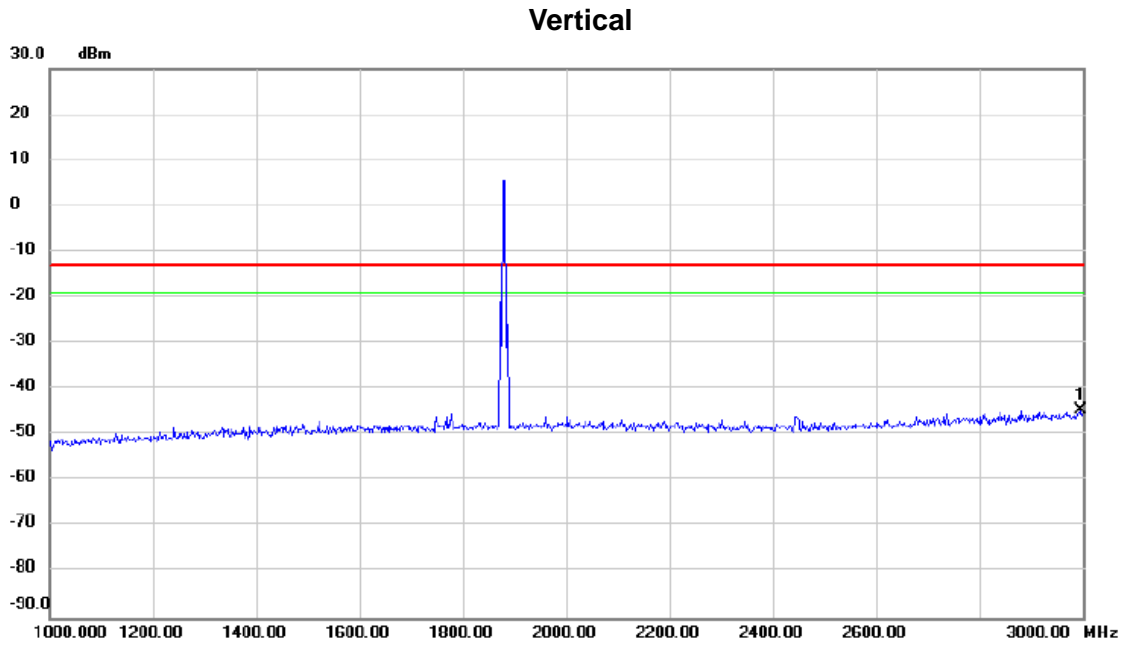
Test Mode: WCDMA Band II\_TX CH9400

Horizontal



No. Mk.	Freq. MHz	Reading Level dBm	Correct Factor dB	Measure- ment dBm	Limit dBm	Margin dB	Detector	Comment
1 *	25603.250	-63.14	22.01	-41.13	-13.00	-28.13	peak	

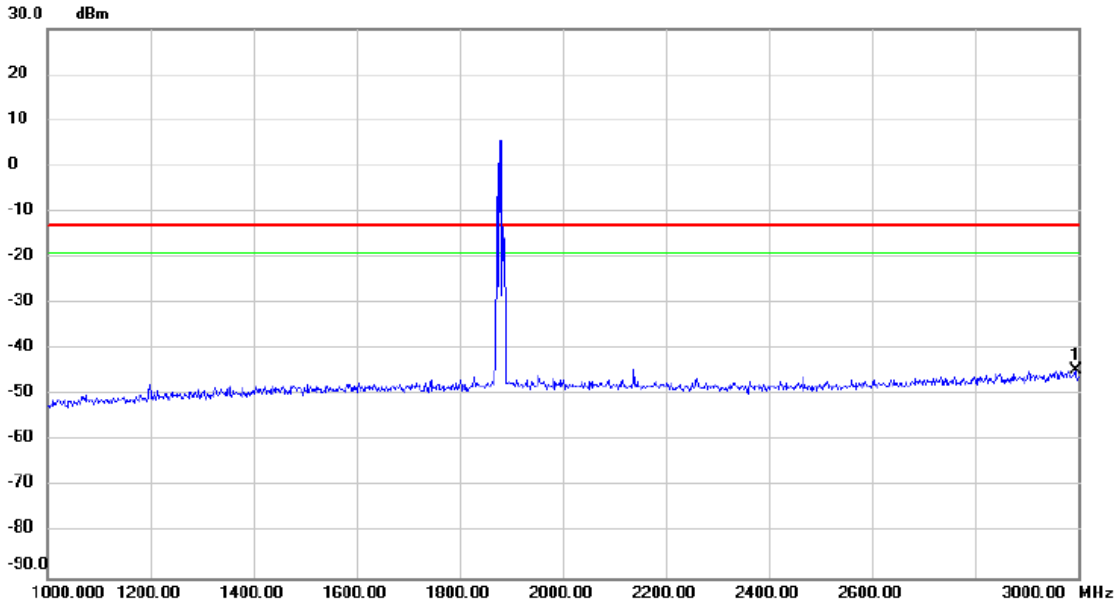
Test Mode: LTE Band 2\_TX CH18900\_1.4M



No. Mk.	Freq. MHz	Reading Level dBm	Correct Factor dB	Measure- ment dBm	Limit dBm	Margin dB	Detector	Comment
1 *	2997.000	-54.58	9.94	-44.64	-13.00	-31.64	peak	

Test Mode: LTE Band 2\_TX CH18900\_1.4M

Horizontal

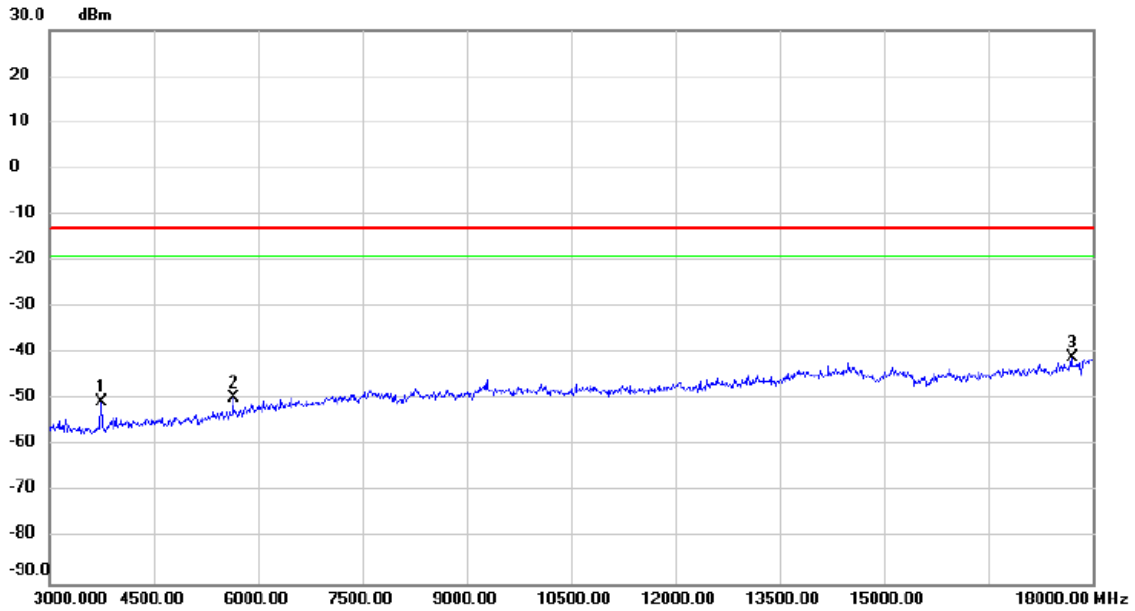


No.	Mk.	Freq. MHz	Reading Level dBm	Correct Factor dB	Measure- ment dBm	Limit dBm	Margin dB	Detector	Comment
1	*	2995.000	-54.57	9.93	-44.64	-13.00	-31.64	peak	



Test Mode: LTE Band 2\_TX CH18900\_1.4M

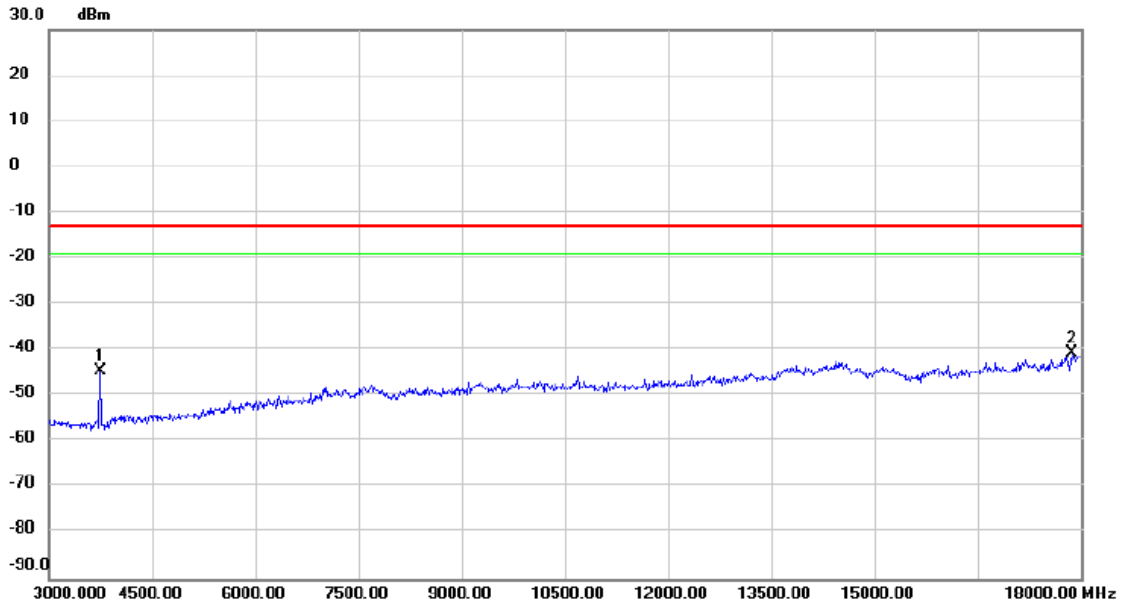
Vertical



No. Mk.	Freq. MHz	Reading Level dBm	Correct Factor dB	Measure- ment dBm	Limit dBm	Margin dB	Detector	Comment
1	3757.500	-51.75	1.07	-50.68	-13.00	-37.68	peak	
2	5640.000	-55.40	5.69	-49.71	-13.00	-36.71	peak	
3 *	17707.500	-59.47	18.50	-40.97	-13.00	-27.97	peak	

Test Mode: LTE Band 2\_TX CH18900\_1.4M

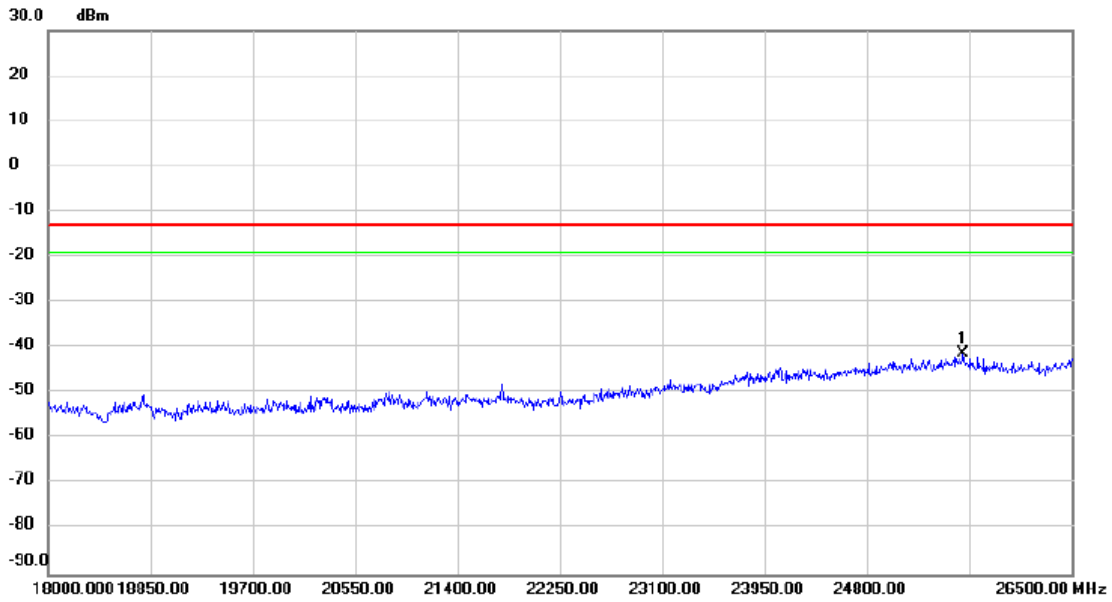
Horizontal



No.	Mk.	Freq. MHz	Reading Level dBm	Correct Factor dB	Measure- ment dBm	Limit dBm	Margin dB	Detector	Comment
1		3757.500	-45.76	1.07	-44.69	-13.00	-31.69	peak	
2	*	17865.000	-59.73	18.97	-40.76	-13.00	-27.76	peak	

Test Mode: LTE Band 2\_TX CH18900\_1.4M

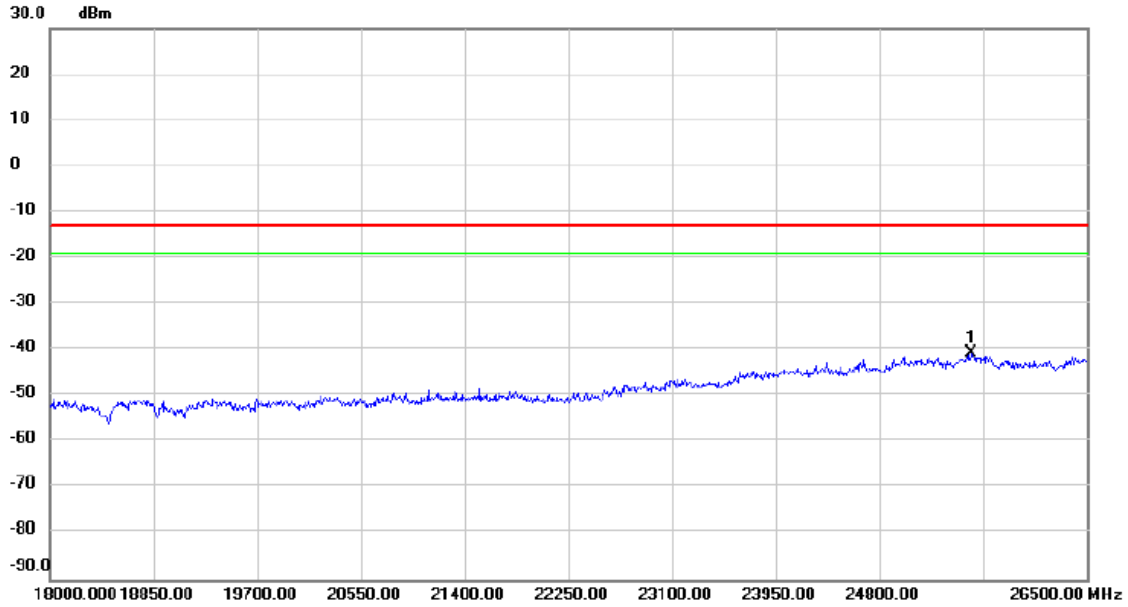
Vertical



No.	Mk.	Freq. MHz	Reading Level dBm	Correct Factor dB	Measure- ment dBm	Limit dBm	Margin dB	Detector	Comment
1	*	25599.000	-63.25	22.01	-41.24	-13.00	-28.24	peak	

Test Mode: LTE Band 2\_TX CH18900\_1.4M

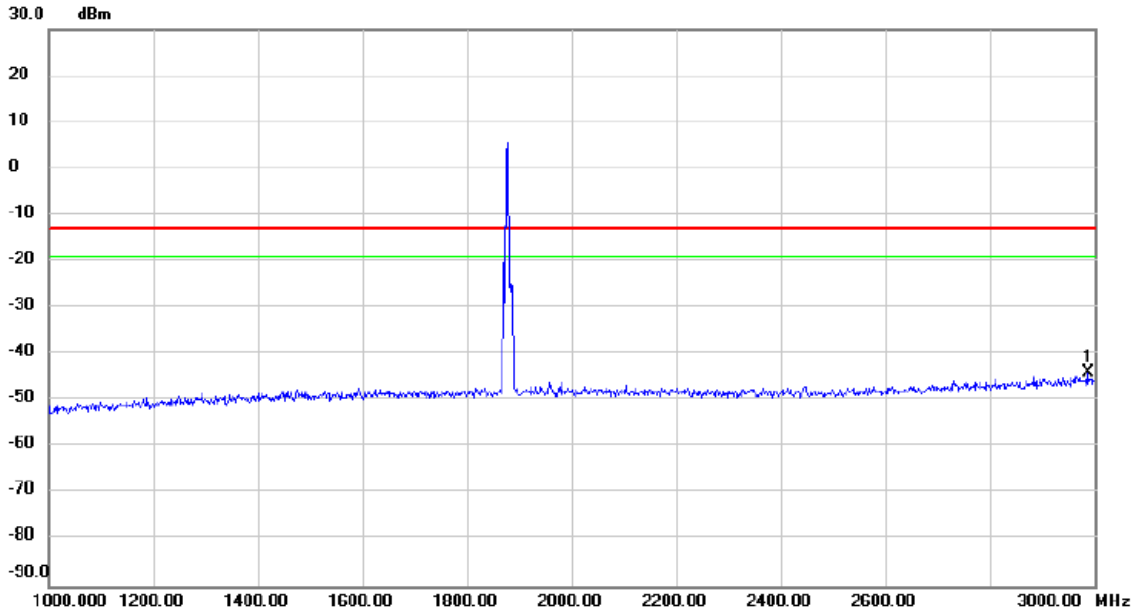
Horizontal



No.	Mk.	Freq. MHz	Reading Level dBm	Correct Factor dB	Measure- ment dBm	Limit dBm	Margin dB	Detector	Comment
1	*	25556.500	-62.65	22.06	-40.59	-13.00	-27.59	peak	

Test Mode: LTE Band 2\_TX CH18900\_5M

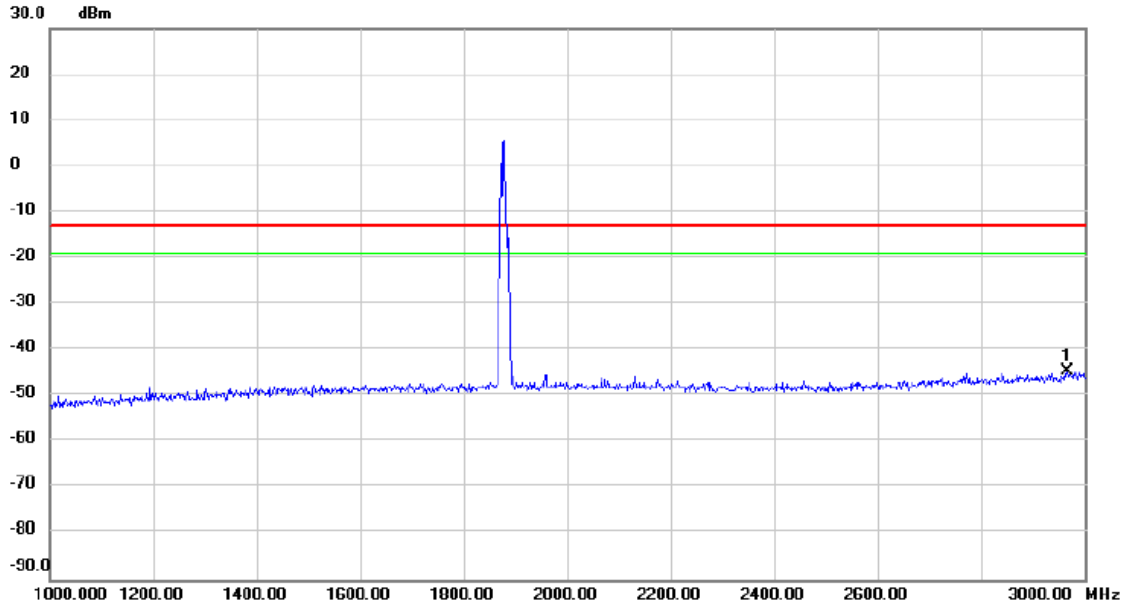
Vertical



No.	Mk.	Freq. MHz	Reading Level dBm	Correct Factor dB	Measure- ment dBm	Limit dBm	Margin dB	Detector	Comment
1	*	2987.000	-53.91	9.87	-44.04	-13.00	-31.04	peak	

Test Mode: LTE Band 2\_ TX CH18900\_5M

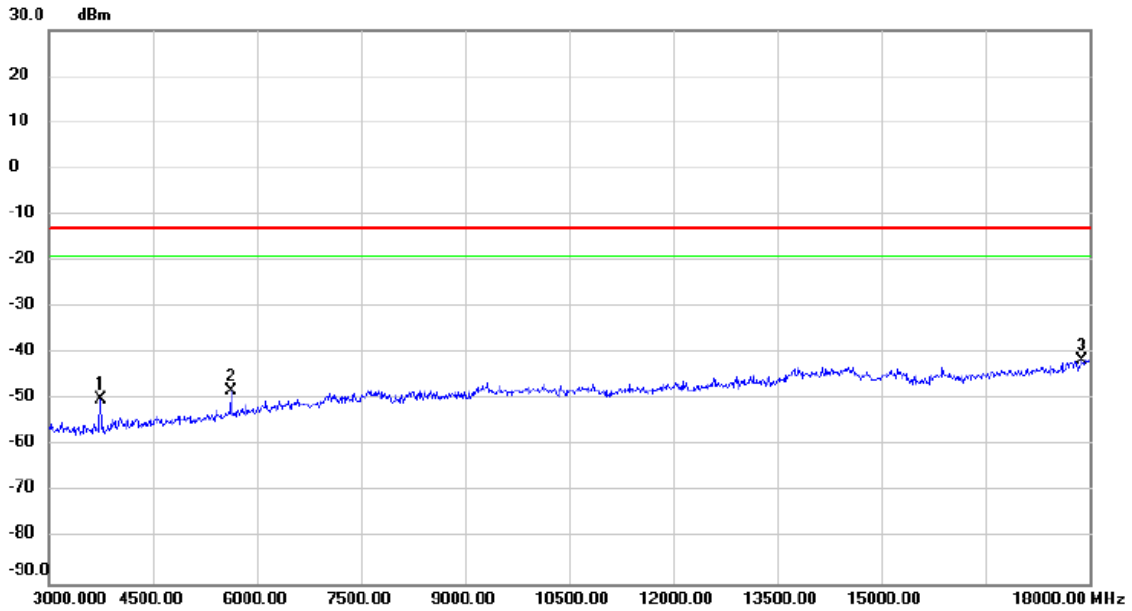
Horizontal



No.	Mk.	Freq. MHz	Reading Level dBm	Correct Factor dB	Measure- ment dBm	Limit dBm	Margin dB	Detector	Comment
1	*	2967.000	-54.32	9.75	-44.57	-13.00	-31.57	peak	

Test Mode: LTE Band 2\_ TX CH18900\_5M

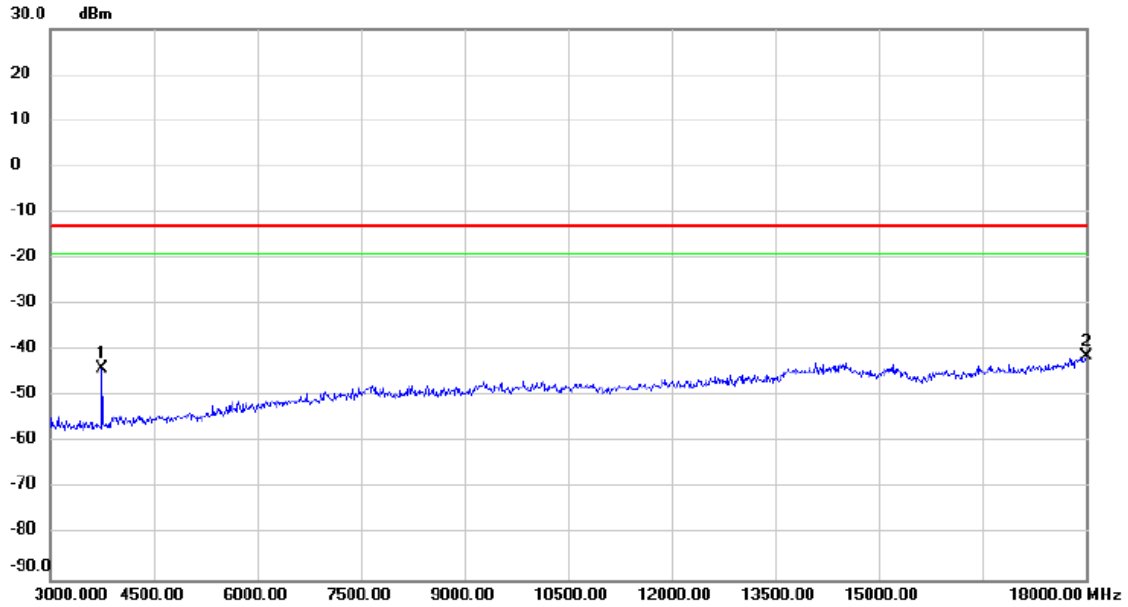
Vertical



No. Mk.	Freq. MHz	Reading Level dBm	Correct Factor dB	Measure- ment dBm	Limit dBm	Margin dB	Detector	Comment
1	3757.500	-50.97	1.07	-49.90	-13.00	-36.90	peak	
2	5632.500	-53.72	5.67	-48.05	-13.00	-35.05	peak	
3 *	17880.000	-60.51	19.02	-41.49	-13.00	-28.49	peak	

Test Mode: LTE Band 2\_ TX CH18900\_5M

Horizontal

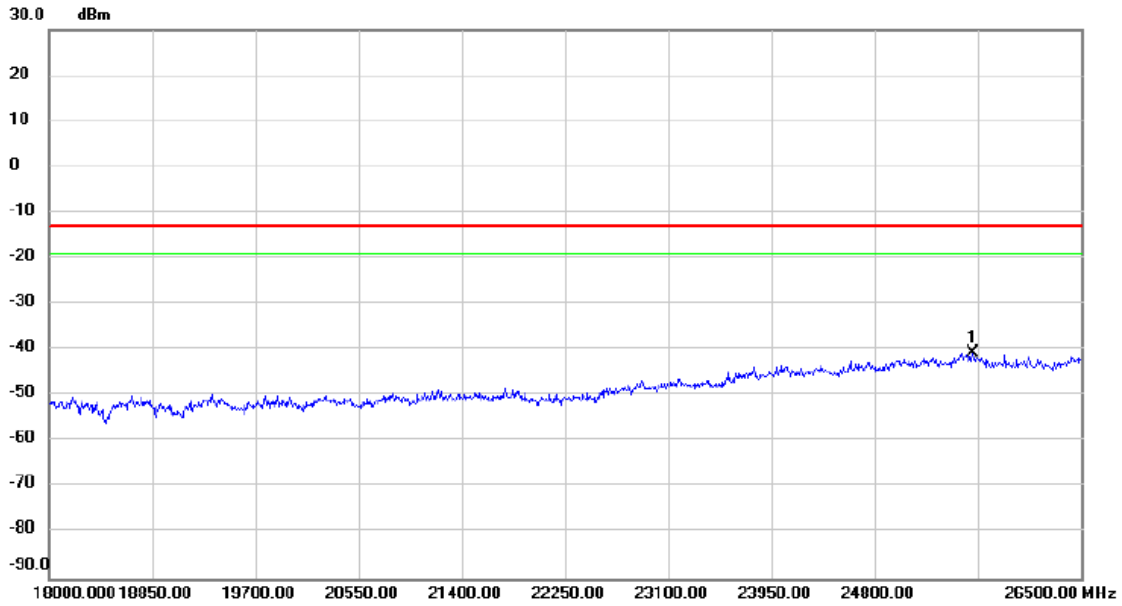


No.	Mk.	Freq. MHz	Reading Level dBm	Correct Factor dB	Measure- ment dBm	Limit dBm	Margin dB	Detector	Comment
1		3757.500	-45.01	1.07	-43.94	-13.00	-30.94	peak	
2	*	18000.000	-60.71	19.37	-41.34	-13.00	-28.34	peak	



Test Mode: LTE Band 2\_TX CH18900\_5M

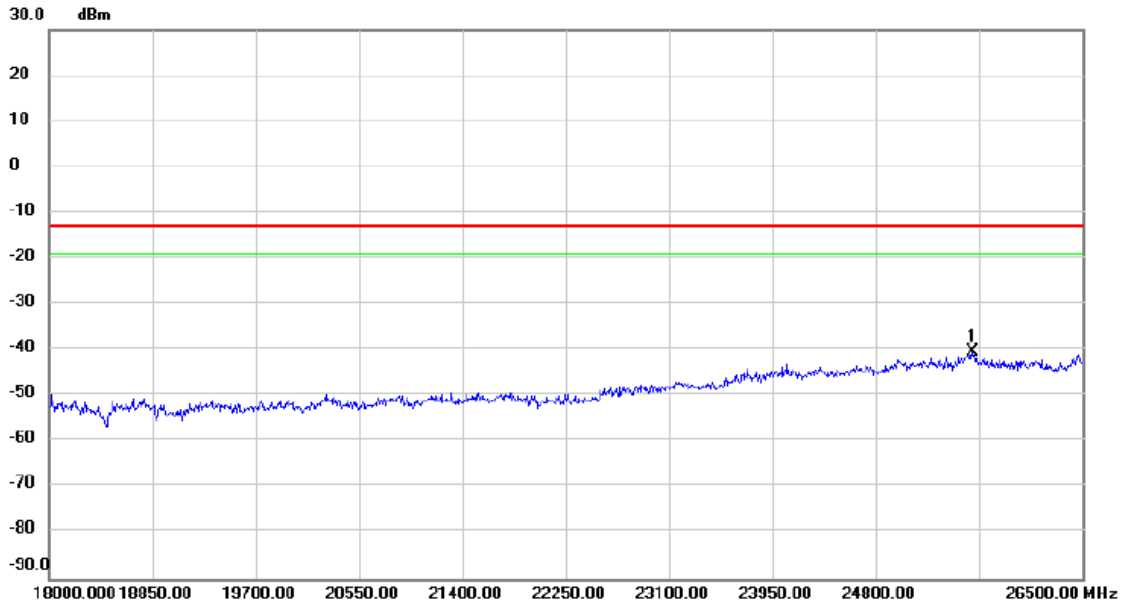
Vertical



No.	Mk.	Freq. MHz	Reading Level dBm	Correct Factor dB	Measure- ment dBm	Limit dBm	Margin dB	Detector	Comment
1	*	25607.500	-62.58	22.00	-40.58	-13.00	-27.58	peak	

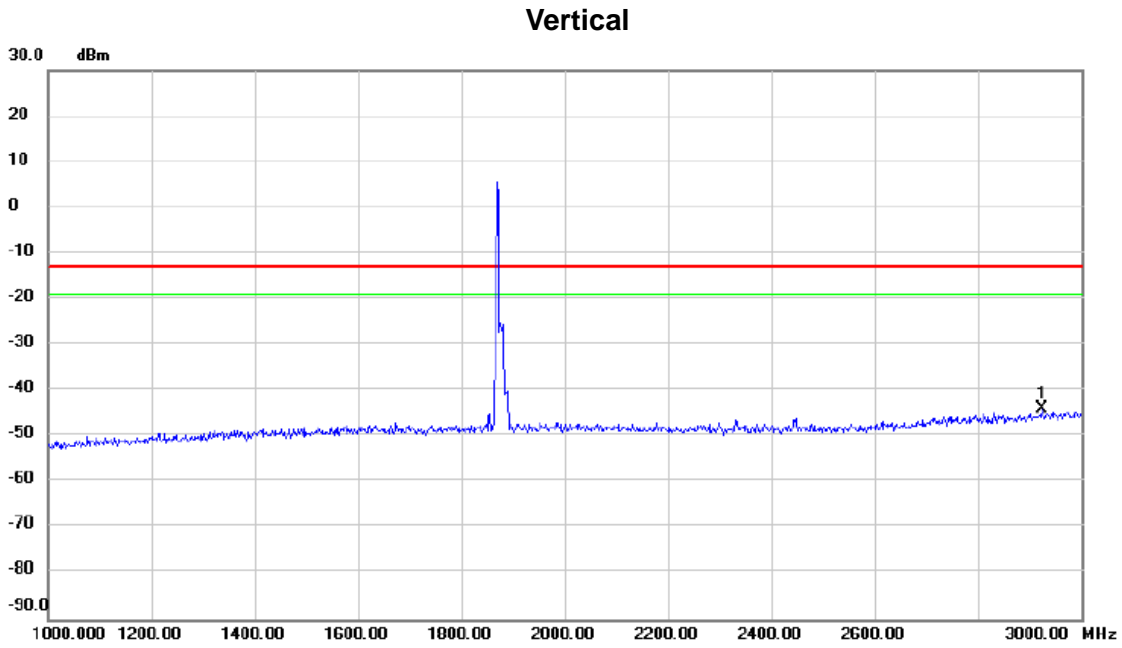
Test Mode: LTE Band 2\_ TX CH18900\_5M

Horizontal



No.	Mk.	Freq. MHz	Reading Level dBm	Correct Factor dB	Measure- ment dBm	Limit dBm	Margin dB	Detector	Comment
1	*	25599.000	-62.37	22.01	-40.36	-13.00	-27.36	peak	

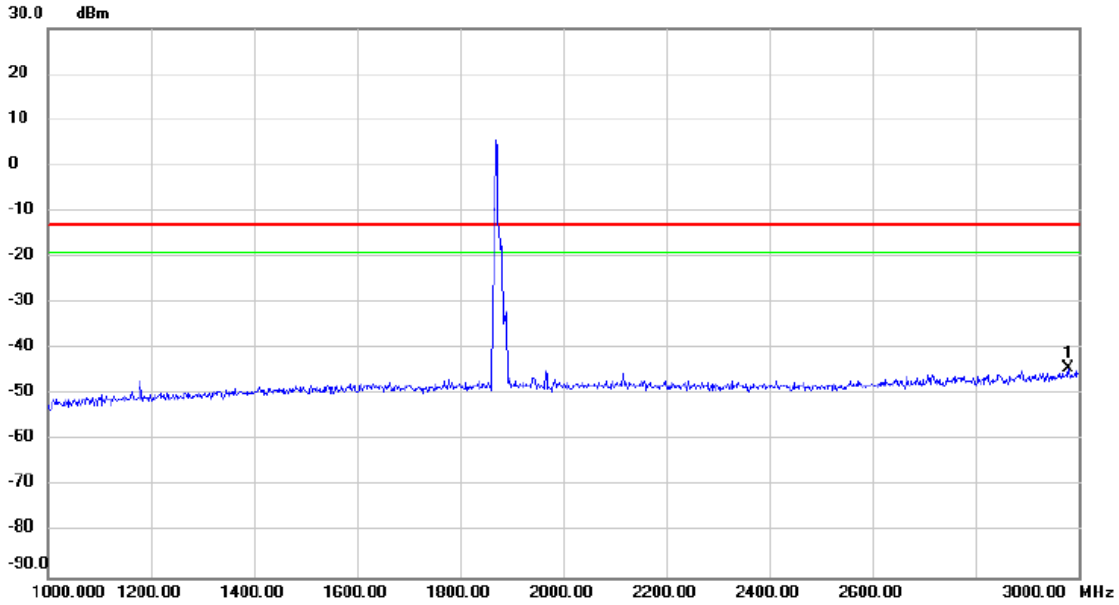
Test Mode: LTE Band 2\_TX CH18900\_20M



No.	Mk.	Freq. MHz	Reading Level dBm	Correct Factor dB	Measure- ment dBm	Limit dBm	Margin dB	Detector	Comment
1	*	2924.000	-53.53	9.45	-44.08	-13.00	-31.08	peak	

Test Mode: LTE Band 2\_TX CH18900\_20M

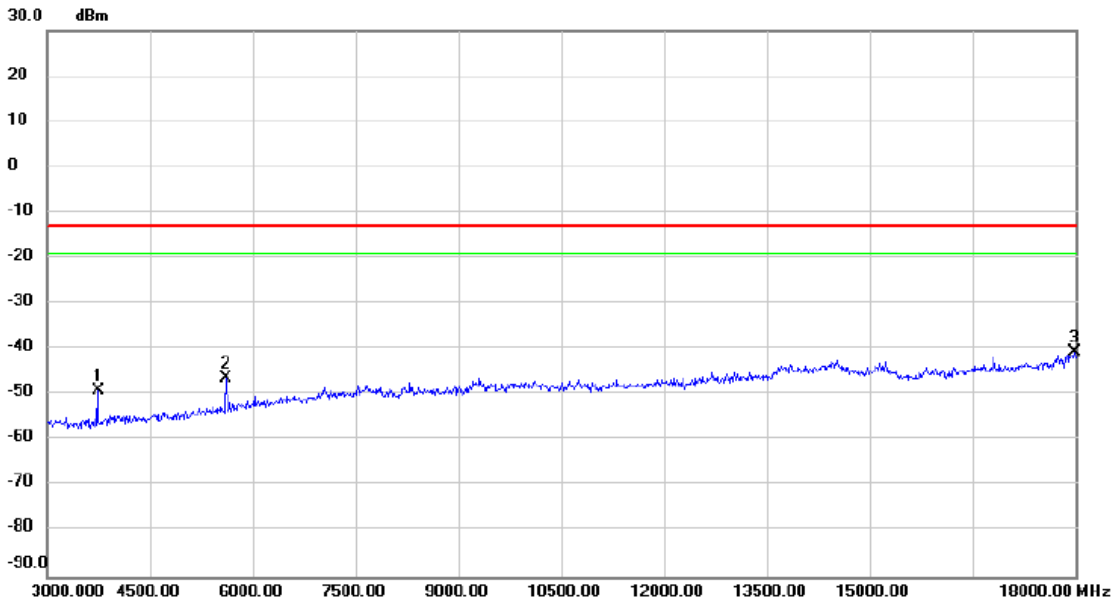
Horizontal



No.	Mk.	Freq. MHz	Reading Level dBm	Correct Factor dB	Measure- ment dBm	Limit dBm	Margin dB	Detector	Comment
1	*	2979.000	-53.95	9.82	-44.13	-13.00	-31.13	peak	

Test Mode: LTE Band 2\_TX CH18900\_20M

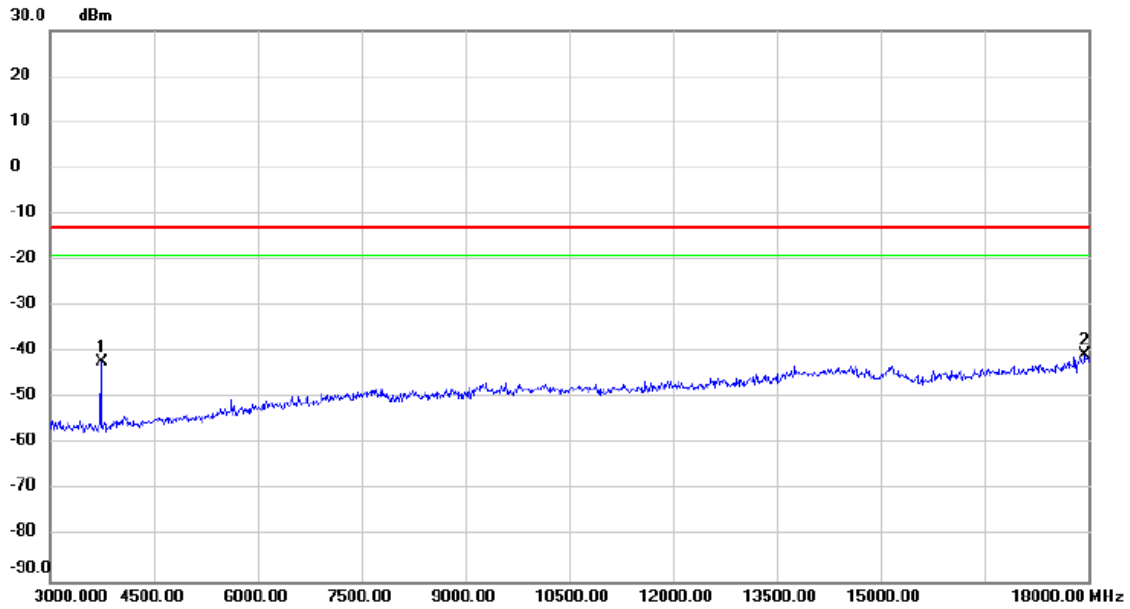
Vertical



No.	Mk.	Freq. MHz	Reading Level dBm	Correct Factor dB	Measure- ment dBm	Limit dBm	Margin dB	Detector	Comment
1		3742.500	-50.06	1.02	-49.04	-13.00	-36.04	peak	
2		5610.000	-52.03	5.60	-46.43	-13.00	-33.43	peak	
3	*	17992.500	-59.93	19.34	-40.59	-13.00	-27.59	peak	

Test Mode: LTE Band 2\_TX CH18900\_20M

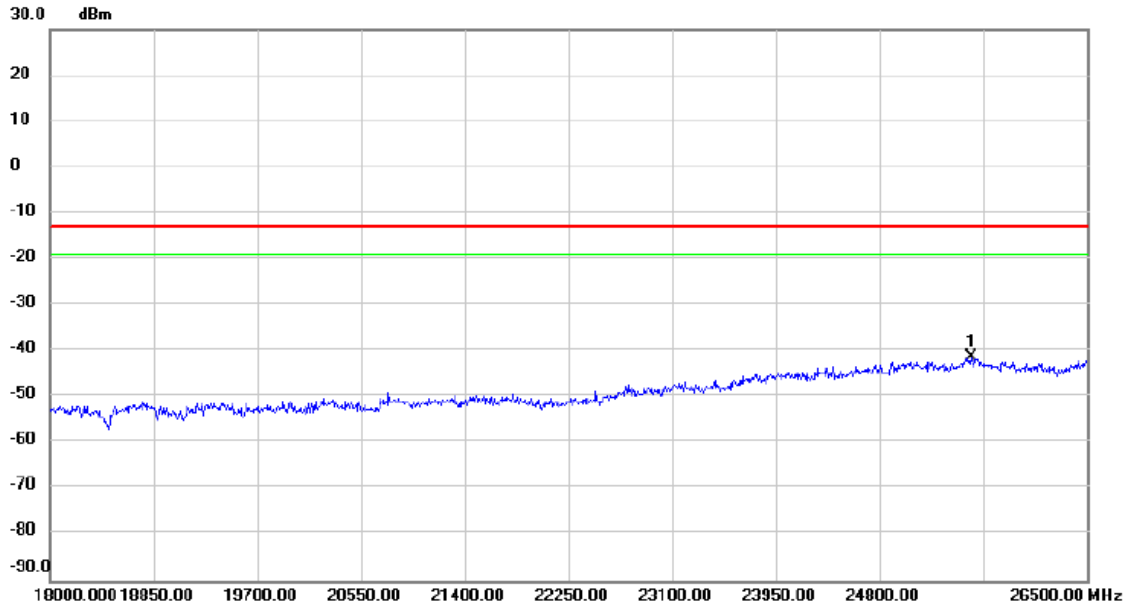
Horizontal



No.	Mk.	Freq. MHz	Reading Level dBm	Correct Factor dB	Measure- ment dBm	Limit dBm	Margin dB	Detector	Comment
1		3742.500	-43.17	1.02	-42.15	-13.00	-29.15	peak	
2	*	17955.000	-59.94	19.24	-40.70	-13.00	-27.70	peak	

Test Mode: LTE Band 2\_TX CH18900\_20M

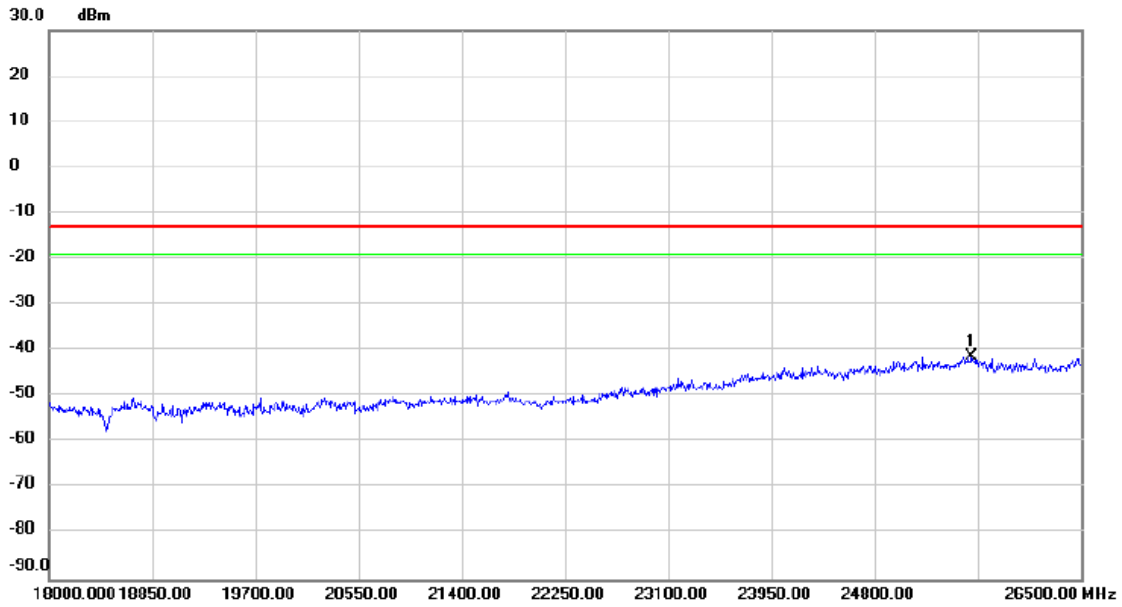
Vertical



No.	Mk.	Freq. MHz	Reading Level dBm	Correct Factor dB	Measure- ment dBm	Limit dBm	Margin dB	Detector	Comment
1	*	25552.250	-63.27	22.06	-41.21	-13.00	-28.21	peak	

Test Mode: LTE Band 2\_TX CH18900\_20M

Horizontal



No.	Mk.	Freq. MHz	Reading Level dBm	Correct Factor dB	Measure- ment dBm	Limit dBm	Margin dB	Detector	Comment
1	*	25603.250	-63.14	22.01	-41.13	-13.00	-28.13	peak	

End of Test Report