




Photos of Test Setup

For GSM&WCDMA<E

1. Radiated Spurious Emissions



Radiated Spurious Emission (9K-30MHz)



Radiated Spurious Emission (30M- 3GHz)



Radiated Spurious Emission (3GHz to18GHz)




Radiated Spurious Emission (18GHz to26.5GHz)

For Wlan/BT


2. Radiated Spurious Emissions




Radiated Spurious Emission (9K-30MHz)



Radiated Spurious Emission (30M- 1GHz)





Radiated Spurious Emission (1GHz to18GHz)



Radiated Spurious Emission (above 18GHz)

Conducted Emissions





-----The END-----