

Test Laboratory: BTL Inc.

Date: 2017/5/16

T06_GSM 850_GSM_CH190_Left Cheek_Battery 3

DUT: CRO-L03;

Communication System: UID 0, Generic GSM (0); Frequency: 836.6 MHz; Duty Cycle: 1:8.3

Medium parameters used: $f = 837$ MHz; $\sigma = 0.908$ S/m; $\epsilon_r = 42.742$; $\rho = 1000$ kg/m³

Ambient Temperature: 23.4 °C; Liquid Temperature: 22.2 °C

DASY Configuration:

- Probe: EX3DV4 - SN7383; ConvF(9.69, 9.69, 9.69); Calibrated: 2016/12/27;
- Sensor-Surface: 4mm (Mechanical Surface Detection), $z = 1.0, 31.0$
- Electronics: DAE4 Sn1390; Calibrated: 2016/9/22
- Phantom: SAM Front; Type: Twin SAM; Serial: 1784
- DASY52 52.8.8(1258); SEMCAD X 14.6.10(7373)

Area Scan (8x12x1): Interpolated grid: dx=15 mm, dy=15 mm

Maximum value of SAR (interpolated) = 0.347 W/kg


Zoom Scan (5x5x7)/Cube 0: Measurement grid: dx=8mm, dy=8mm, dz=5mm

Reference Value = 7.412 V/m; Power Drift = 0.06 dB

Peak SAR (extrapolated) = 0.396 W/kg

SAR(1 g) = 0.328 W/kg; SAR(10 g) = 0.254 W/kg

Maximum value of SAR (measured) = 0.345 W/kg



Test Laboratory: BTL Inc.

Date: 2017/5/17

T24_GSM 1900_GSM_CH661_Left Cheek_Battery 2

DUT: CRO-L03;

Communication System: UID 0, Generic GSM (0); Frequency: 1880 MHz; Duty Cycle: 1:8.3

Medium parameters used: $f = 1880$ MHz; $\sigma = 1.396$ S/m; $\epsilon_r = 39.507$; $\rho = 1000$ kg/m³

Ambient Temperature: 23.1 °C; Liquid Temperature: 22.3 °C

DASY Configuration:

- Probe: EX3DV4 - SN7383; ConvF(8.26, 8.26, 8.26); Calibrated: 2016/12/27;
- Sensor-Surface: 4mm (Mechanical Surface Detection), $z = 1.0, 31.0$
- Electronics: DAE4 Sn1390; Calibrated: 2016/9/22
- Phantom: SAM Right; Type: Twin SAM; Serial: 1896
- DASY52 52.8.8(1258); SEMCAD X 14.6.10(7373)

Area Scan (8x12x1): Interpolated grid: dx=15 mm, dy=15 mm

Maximum value of SAR (interpolated) = 0.425 W/kg

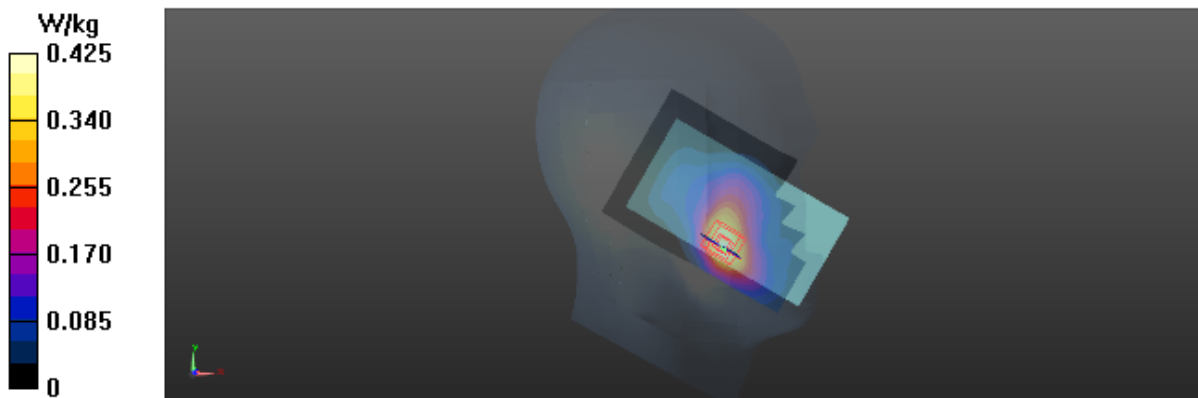
Zoom Scan (5x5x7)/Cube 0: Measurement grid: dx=8mm, dy=8mm, dz=5mm

Reference Value = 4.616 V/m; Power Drift = 0.02 dB

Peak SAR (extrapolated) = 0.571 W/kg

SAR(1 g) = 0.386 W/kg; SAR(10 g) = 0.246 W/kg

Maximum value of SAR (measured) = 0.409 W/kg



Test Laboratory: BTL Inc.

Date: 2017/5/17

T42_UMTS B2_RMC12.2K_CH9400_Left Cheek

DUT: CRO-L03;

Communication System: UID 0, UMTS-FDD(WCDMA) (0); Frequency: 1880 MHz; Duty Cycle: 1:1

Medium parameters used: $f = 1880$ MHz; $\sigma = 1.396$ S/m; $\epsilon_r = 39.507$; $\rho = 1000$ kg/m³

Ambient Temperature: 23.1 °C; Liquid Temperature: 22.3 °C

DASY Configuration:

- Probe: EX3DV4 - SN7383; ConvF(8.26, 8.26, 8.26); Calibrated: 2016/12/27;
- Sensor-Surface: 4mm (Mechanical Surface Detection), $z = 1.0, 31.0$
- Electronics: DAE4 Sn1390; Calibrated: 2016/9/22
- Phantom: SAM Right; Type: Twin SAM; Serial: 1896
- DASY52 52.8.8(1258); SEMCAD X 14.6.10(7373)

Area Scan (8x12x1): Interpolated grid: dx=15 mm, dy=15 mm

Maximum value of SAR (interpolated) = 0.452 W/kg

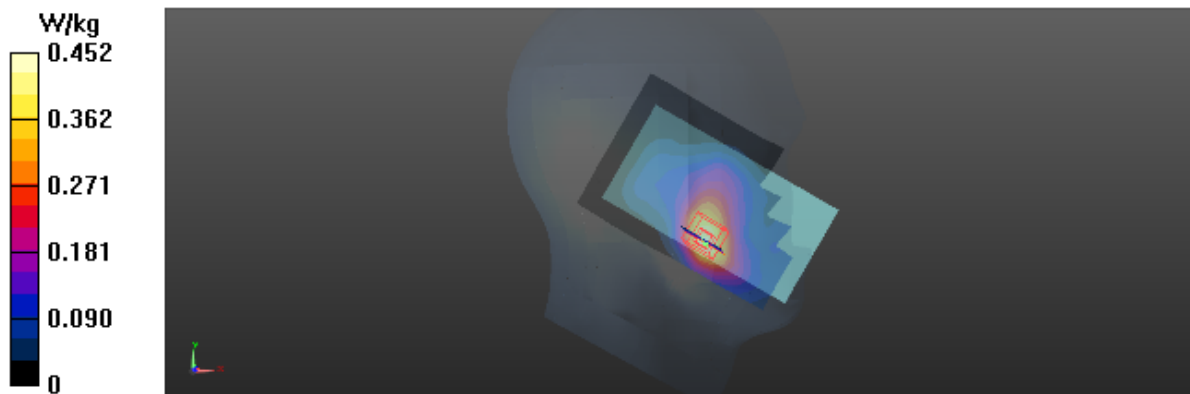
Zoom Scan (5x5x7)/Cube 0: Measurement grid: dx=8mm, dy=8mm, dz=5mm

Reference Value = 5.011 V/m; Power Drift = 0.09 dB

Peak SAR (extrapolated) = 0.596 W/kg

SAR(1 g) = 0.407 W/kg; SAR(10 g) = 0.259 W/kg

Maximum value of SAR (measured) = 0.432 W/kg



Test Laboratory: BTL Inc.

Date: 2017/6/2

T705_UMTS B4_RMC12.2K_CH1413_Left Cheek_Battery 2

DUT: CRO-L03;

Communication System: UID 0, UMTS-FDD(WCDMA) (0); Frequency: 1732.6 MHz; Duty Cycle: 1:1

Medium parameters used: $f = 1733$ MHz; $\sigma = 1.394$ S/m; $\epsilon_r = 41.486$; $\rho = 1000$ kg/m³

Ambient Temperature: 23.2 °C; Liquid Temperature: 22.5 °C

DASY Configuration:

- Probe: EX3DV4 - SN7396; ConvF(8.61, 8.61, 8.61); Calibrated: 2017/5/25;
- Sensor-Surface: 4mm (Mechanical Surface Detection), $z = 1.0, 31.0$
- Electronics: DAE4 Sn1390; Calibrated: 2016/9/22
- Phantom: SAM Front; Type: Twin SAM; Serial: 1784
- DASY52 52.8.8(1258); SEMCAD X 14.6.10(7373)

Area Scan (8x12x1): Interpolated grid: dx=15 mm, dy=15 mm

Maximum value of SAR (interpolated) = 0.482 W/kg


Zoom Scan (5x5x7)/Cube 0: Measurement grid: dx=8mm, dy=8mm, dz=5mm

Reference Value = 4.151 V/m; Power Drift = 0.03 dB

Peak SAR (extrapolated) = 0.640 W/kg

SAR(1 g) = 0.423 W/kg; SAR(10 g) = 0.265 W/kg

Maximum value of SAR (measured) = 0.457 W/kg



Test Laboratory: BTL Inc.

Date: 2017/5/16

T65_UMTS B5_RMC12.2K_CH4182_Left Cheek_Battery 3

DUT: CRO-L03;

Communication System: UID 0, UMTS-FDD(WCDMA) (0); Frequency: 836.4 MHz; Duty Cycle: 1:1

Medium parameters used (interpolated): $f = 836.4$ MHz; $\sigma = 0.907$ S/m; $\epsilon_r = 42.749$; $\rho = 1000$ kg/m³

Ambient Temperature: 23.4 °C; Liquid Temperature: 22.2 °C

DASY Configuration:

- Probe: EX3DV4 - SN7383; ConvF(9.69, 9.69, 9.69); Calibrated: 2016/12/27;
- Sensor-Surface: 4mm (Mechanical Surface Detection), $z = 1.0, 31.0$
- Electronics: DAE4 Sn1390; Calibrated: 2016/9/22
- Phantom: SAM Front; Type: Twin SAM; Serial: 1784
- DASY52 52.8.8(1258); SEMCAD X 14.6.10(7373)

Area Scan (8x12x1): Interpolated grid: dx=15 mm, dy=15 mm

Maximum value of SAR (interpolated) = 0.274 W/kg


Zoom Scan (5x5x7)/Cube 0: Measurement grid: dx=8mm, dy=8mm, dz=5mm

Reference Value = 6.524 V/m; Power Drift = 0.03 dB

Peak SAR (extrapolated) = 0.311 W/kg

SAR(1 g) = 0.256 W/kg; SAR(10 g) = 0.198 W/kg

Maximum value of SAR (measured) = 0.268 W/kg



Test Laboratory: BTL Inc.

Date: 2017/5/17

T82_LTE B2_QPSK20M_CH19100_1RB_Left Cheek

DUT: CRO-L03;

Communication System: UID 0, LTE-FDD(1RB, 20MHz, QPSK) (0); Frequency: 1900 MHz; Duty Cycle: 1:1

Medium parameters used: $f = 1900$ MHz; $\sigma = 1.423$ S/m; $\epsilon_r = 39.391$; $\rho = 1000$ kg/m³

Ambient Temperature: 23.1 °C; Liquid Temperature: 22.3 °C

DASY Configuration:

- Probe: EX3DV4 - SN7383; ConvF(8.26, 8.26, 8.26); Calibrated: 2016/12/27;
- Sensor-Surface: 4mm (Mechanical Surface Detection), $z = 1.0, 31.0$
- Electronics: DAE4 Sn1390; Calibrated: 2016/9/22
- Phantom: SAM Right; Type: Twin SAM; Serial: 1896
- DASY52 52.8.8(1258); SEMCAD X 14.6.10(7373)

Area Scan (8x12x1): Interpolated grid: dx=15 mm, dy=15 mm

Maximum value of SAR (interpolated) = 0.429 W/kg

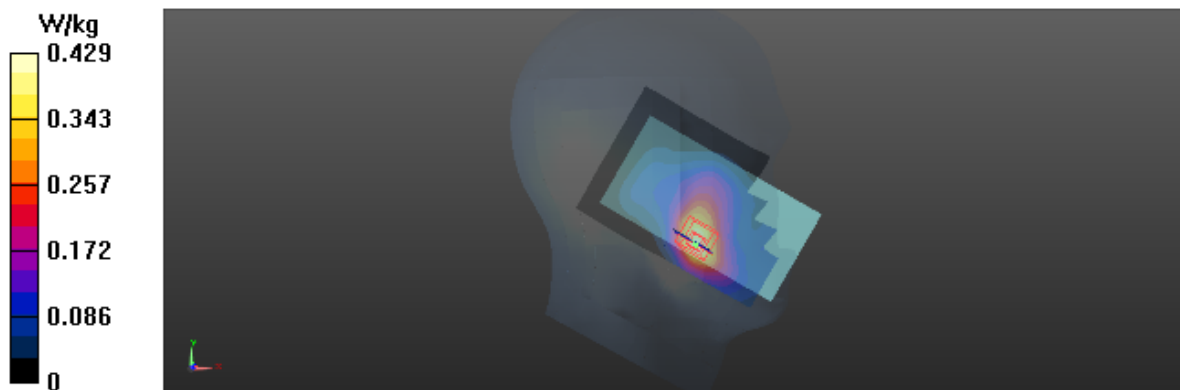
Zoom Scan (5x5x7)/Cube 0: Measurement grid: dx=8mm, dy=8mm, dz=5mm

Reference Value = 4.713 V/m; Power Drift = -0.02 dB

Peak SAR (extrapolated) = 0.561 W/kg

SAR(1 g) = 0.375 W/kg; SAR(10 g) = 0.235 W/kg

Maximum value of SAR (measured) = 0.402 W/kg



Test Laboratory: BTL Inc.

Date: 2017/5/16

T109_LTE_B4_QPSK20M_CH20050_1RB_Left_Cheek_Battery_3

DUT: CRO-L03;

Communication System: UID 0, LTE-FDD(1RB, 20MHz, QPSK) (0); Frequency: 1720 MHz; Duty Cycle: 1:1

Medium parameters used: $f = 1720$ MHz; $\sigma = 1.384$ S/m; $\epsilon_r = 41.469$; $\rho = 1000$ kg/m³

Ambient Temperature: 23.4 °C; Liquid Temperature: 22.2 °C

DASY Configuration:

- Probe: EX3DV4 - SN7383; ConvF(8.17, 8.17, 8.17); Calibrated: 2016/12/27;
- Sensor-Surface: 4mm (Mechanical Surface Detection), $z = 1.0, 31.0$
- Electronics: DAE4 Sn1390; Calibrated: 2016/9/22
- Phantom: SAM Front; Type: Twin SAM; Serial: 1784
- DASY52 52.8.8(1258); SEMCAD X 14.6.10(7373)

Area Scan (8x12x1): Interpolated grid: dx=15 mm, dy=15 mm

Maximum value of SAR (interpolated) = 0.562 W/kg

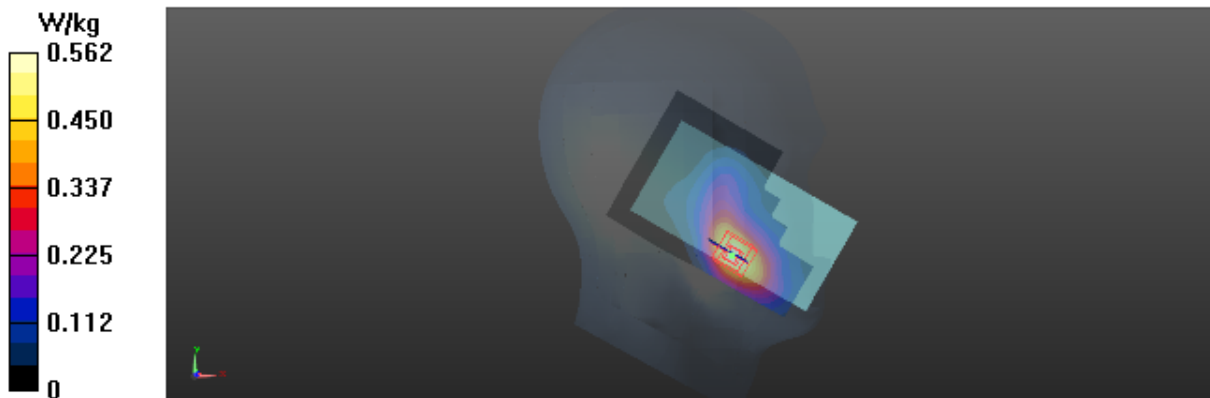
Zoom Scan (5x5x7)/Cube 0: Measurement grid: dx=8mm, dy=8mm, dz=5mm

Reference Value = 4.586 V/m; Power Drift = 0.09 dB

Peak SAR (extrapolated) = 0.759 W/kg

SAR(1 g) = 0.504 W/kg; SAR(10 g) = 0.319 W/kg

Maximum value of SAR (measured) = 0.546 W/kg



Test Laboratory: BTL Inc.

Date: 2017/5/16

T128_LTE_B5_QPSK10M_CH20450_1RB_Left Cheek_Battery 2

DUT: CRO-L03;

Communication System: UID 0, LTE-FDD(1RB, 10MHz, QPSK) (0); Frequency: 829 MHz; Duty Cycle: 1:1

Medium parameters used: $f = 829$ MHz; $\sigma = 0.9$ S/m; $\epsilon_r = 42.82$; $\rho = 1000$ kg/m³

Ambient Temperature: 23.4 °C; Liquid Temperature: 22.2 °C

DASY Configuration:

- Probe: EX3DV4 - SN7383; ConvF(9.69, 9.69, 9.69); Calibrated: 2016/12/27;
- Sensor-Surface: 4mm (Mechanical Surface Detection), $z = 1.0, 31.0$
- Electronics: DAE4 Sn1390; Calibrated: 2016/9/22
- Phantom: SAM Front; Type: Twin SAM; Serial: 1784
- DASY52 52.8.8(1258); SEMCAD X 14.6.10(7373)

Area Scan (8x12x1): Interpolated grid: dx=15 mm, dy=15 mm

Maximum value of SAR (interpolated) = 0.221 W/kg


Zoom Scan (5x5x7)/Cube 0: Measurement grid: dx=8mm, dy=8mm, dz=5mm

Reference Value = 5.408 V/m; Power Drift = -0.01 dB

Peak SAR (extrapolated) = 0.252 W/kg

SAR(1 g) = 0.208 W/kg; SAR(10 g) = 0.163 W/kg

Maximum value of SAR (measured) = 0.216 W/kg



Test Laboratory: BTL Inc.

Date: 2017/5/17

T149_LTE B7_QPSK20M_CH21350_1RB_Left Cheek_Battery 3

DUT: CRO-L03;

Communication System: UID 0, LTE-FDD(1RB, 20MHz, QPSK) (0); Frequency: 2560 MHz; Duty Cycle: 1:1

Medium parameters used: $f = 2560$ MHz; $\sigma = 2.009$ S/m; $\epsilon_r = 37.777$; $\rho = 1000$ kg/m³

Ambient Temperature: 23.1 °C; Liquid Temperature: 22.3 °C

DASY Configuration:

- Probe: EX3DV4 - SN7383; ConvF(7.35, 7.35, 7.35); Calibrated: 2016/12/27;
- Sensor-Surface: 4mm (Mechanical Surface Detection), $z = 1.0, 31.0$
- Electronics: DAE4 Sn1390; Calibrated: 2016/9/22
- Phantom: SAM Right; Type: Twin SAM; Serial: 1896
- DASY52 52.8.8(1258); SEMCAD X 14.6.10(7373)

Area Scan (10x15x1): Interpolated grid: dx=12 mm, dy=12 mm

Maximum value of SAR (interpolated) = 0.646 W/kg


Zoom Scan (7x7x7)/Cube 0: Measurement grid: dx=5mm, dy=5mm, dz=5mm

Reference Value = 5.055 V/m; Power Drift = 0.09 dB

Peak SAR (extrapolated) = 0.993 W/kg

SAR(1 g) = 0.538 W/kg; SAR(10 g) = 0.287 W/kg

Maximum value of SAR (measured) = 0.598 W/kg



Test Laboratory: BTL Inc.

Date: 2017/5/19

T456_802.11B_CH11_Left Cheek_Battery 2

DUT: CRO-L03;

Communication System: UID 0, IEEE 802.11b WiFi 2.4GHz (DSSS, 1Mbps) (0); Frequency: 2462 MHz; Duty Cycle: 1:1

Medium parameters used: $f = 2462$ MHz; $\sigma = 1.883$ S/m; $\epsilon_r = 38.955$; $\rho = 1000$ kg/m³

Ambient Temperature: 23.2 °C; Liquid Temperature: 22.1 °C

DASY Configuration:

- Probe: EX3DV4 - SN7383; ConvF(7.45, 7.45, 7.45); Calibrated: 2016/12/27;
- Sensor-Surface: 4mm (Mechanical Surface Detection), $z = 1.0, 31.0$
- Electronics: DAE4 Sn1390; Calibrated: 2016/9/22
- Phantom: SAM Right; Type: Twin SAM; Serial: 1896
- DASY52 52.8.8(1258); SEMCAD X 14.6.10(7373)

Area Scan (10x15x1): Interpolated grid: dx=12 mm, dy=12 mm

Maximum value of SAR (interpolated) = 0.859 W/kg


Zoom Scan (7x7x7)/Cube 0: Measurement grid: dx=5mm, dy=5mm, dz=5mm

Reference Value = 17.56 V/m; Power Drift = -0.01 dB

Peak SAR (extrapolated) = 2.08 W/kg

SAR(1 g) = 0.881 W/kg; SAR(10 g) = 0.359 W/kg

Maximum value of SAR (measured) = 1.01 W/kg



Test Laboratory: BTL Inc.

Date: 2017/5/18

T162_GSM 850_GSM_CH190_Rear Face_1.5cm_Battery 2

DUT: CRO-L03;

Communication System: UID 0, Generic GSM (0); Frequency: 836.6 MHz; Duty Cycle: 1:8.3

Medium parameters used: $f = 837$ MHz; $\sigma = 0.975$ S/m; $\epsilon_r = 54.137$; $\rho = 1000$ kg/m³

Ambient Temperature: 23.2 °C; Liquid Temperature: 22.5 °C

DASY Configuration:

- Probe: EX3DV4 - SN7383; ConvF(10.13, 10.13, 10.13); Calibrated: 2016/12/27;
- Sensor-Surface: 4mm (Mechanical Surface Detection), $z = 1.0, 31.0$
- Electronics: DAE4 Sn1390; Calibrated: 2016/9/22
- Phantom: SAM Front; Type: Twin SAM; Serial: 1784
- DASY52 52.8.8(1258); SEMCAD X 14.6.10(7373)

Area Scan (8x13x1): Interpolated grid: dx=15 mm, dy=15 mm

Maximum value of SAR (interpolated) = 0.470 W/kg

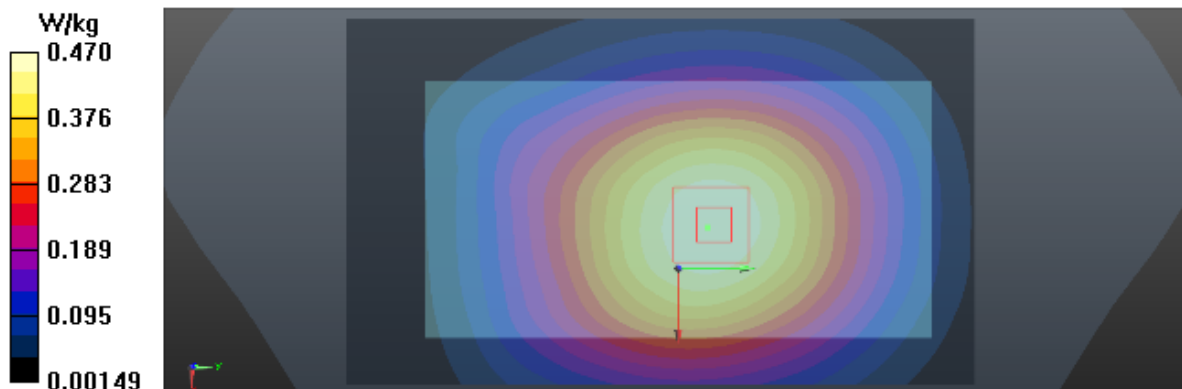
Zoom Scan (5x5x7)/Cube 0: Measurement grid: dx=8mm, dy=8mm, dz=5mm

Reference Value = 21.69 V/m; Power Drift = -0.04 dB

Peak SAR (extrapolated) = 0.548 W/kg

SAR(1 g) = 0.450 W/kg; SAR(10 g) = 0.350 W/kg

Maximum value of SAR (measured) = 0.469 W/kg



Test Laboratory: BTL Inc.

Date: 2017/5/18

T176_GSM 850_GPRS2TX_CH251_Rear Face_1cm

DUT: CRO-L03;

Communication System: UID 0, GPRS 2TX (0); Frequency: 848.8 MHz; Duty Cycle: 1:4
Medium parameters used: $f = 849$ MHz; $\sigma = 0.989$ S/m; $\epsilon_r = 54.019$; $\rho = 1000$ kg/m³
Ambient Temperature: 23.2 °C; Liquid Temperature: 22.5 °C

DASY Configuration:

- Probe: EX3DV4 - SN7383; ConvF(10.13, 10.13, 10.13); Calibrated: 2016/12/27;
- Sensor-Surface: 4mm (Mechanical Surface Detection), $z = 1.0, 31.0$
- Electronics: DAE4 Sn1390; Calibrated: 2016/9/22
- Phantom: SAM Front; Type: Twin SAM; Serial: 1784
- DASY52 52.8.8(1258); SEMCAD X 14.6.10(7373)

Area Scan (8x13x1): Interpolated grid: dx=15 mm, dy=15 mm

Maximum value of SAR (interpolated) = 0.928 W/kg

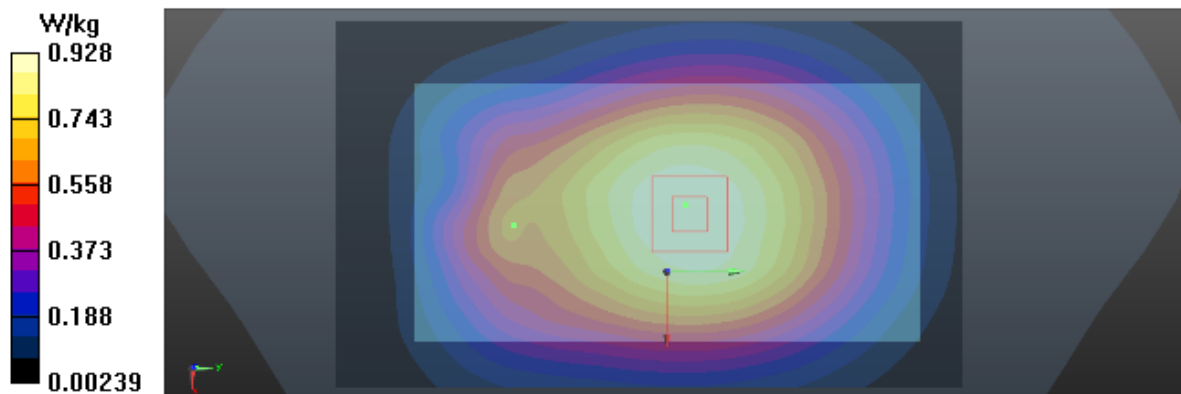
Zoom Scan (5x5x7)/Cube 0: Measurement grid: dx=8mm, dy=8mm, dz=5mm

Reference Value = 30.79 V/m; Power Drift = -0.04 dB

Peak SAR (extrapolated) = 1.07 W/kg

SAR(1 g) = 0.884 W/kg; SAR(10 g) = 0.695 W/kg

Maximum value of SAR (measured) = 0.919 W/kg



Test Laboratory: BTL Inc.

Date: 2017/5/20

T192_GSM 1900_GSM_CH661_Rear Face_1.5cm_Battery 2

DUT: CRO-L03;

Communication System: UID 0, Generic GSM (0); Frequency: 1880 MHz; Duty Cycle: 1:8.3

Medium parameters used: $f = 1880$ MHz; $\sigma = 1.515$ S/m; $\epsilon_r = 52.646$; $\rho = 1000$ kg/m³

Ambient Temperature: 23.2 °C; Liquid Temperature: 22.3 °C

DASY Configuration:

- Probe: EX3DV4 - SN7383; ConvF(8.01, 8.01, 8.01); Calibrated: 2016/12/27;
- Sensor-Surface: 4mm (Mechanical Surface Detection), $z = 1.0, 31.0$
- Electronics: DAE4 Sn1390; Calibrated: 2016/9/22
- Phantom: SAM Right; Type: Twin SAM; Serial: 1896
- DASY52 52.8.8(1258); SEMCAD X 14.6.10(7373)

Area Scan (8x13x1): Interpolated grid: dx=15 mm, dy=15 mm

Maximum value of SAR (interpolated) = 0.351 W/kg

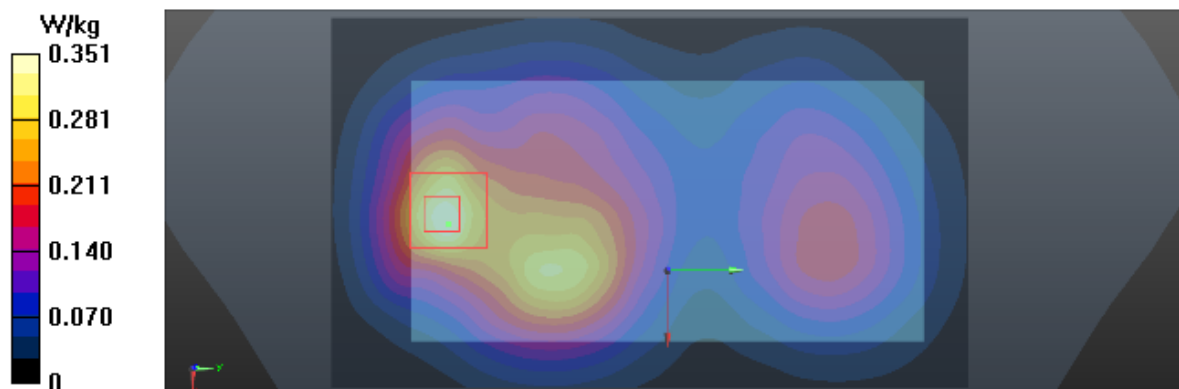
Zoom Scan (5x5x7)/Cube 0: Measurement grid: dx=8mm, dy=8mm, dz=5mm

Reference Value = 8.401 V/m; Power Drift = 0.01 dB

Peak SAR (extrapolated) = 0.541 W/kg

SAR(1 g) = 0.316 W/kg; SAR(10 g) = 0.177 W/kg

Maximum value of SAR (measured) = 0.337 W/kg



Test Laboratory: BTL Inc.

Date: 2017/5/20

T197_GSM 1900_GPRS2TX_CH661_Rear Face_1cm

DUT: CRO-L03;

Communication System: UID 0, GPRS 2TX (0); Frequency: 1880 MHz; Duty Cycle: 1:4

Medium parameters used: $f = 1880$ MHz; $\sigma = 1.515$ S/m; $\epsilon_r = 52.646$; $\rho = 1000$ kg/m³

Ambient Temperature: 23.2 °C; Liquid Temperature: 22.3 °C

DASY Configuration:

- Probe: EX3DV4 - SN7383; ConvF(8.01, 8.01, 8.01); Calibrated: 2016/12/27;
- Sensor-Surface: 4mm (Mechanical Surface Detection), $z = 1.0, 31.0$
- Electronics: DAE4 Sn1390; Calibrated: 2016/9/22
- Phantom: SAM Right; Type: Twin SAM; Serial: 1896
- DASY52 52.8.8(1258); SEMCAD X 14.6.10(7373)

Area Scan (8x13x1): Interpolated grid: dx=15 mm, dy=15 mm

Maximum value of SAR (interpolated) = 1.09 W/kg

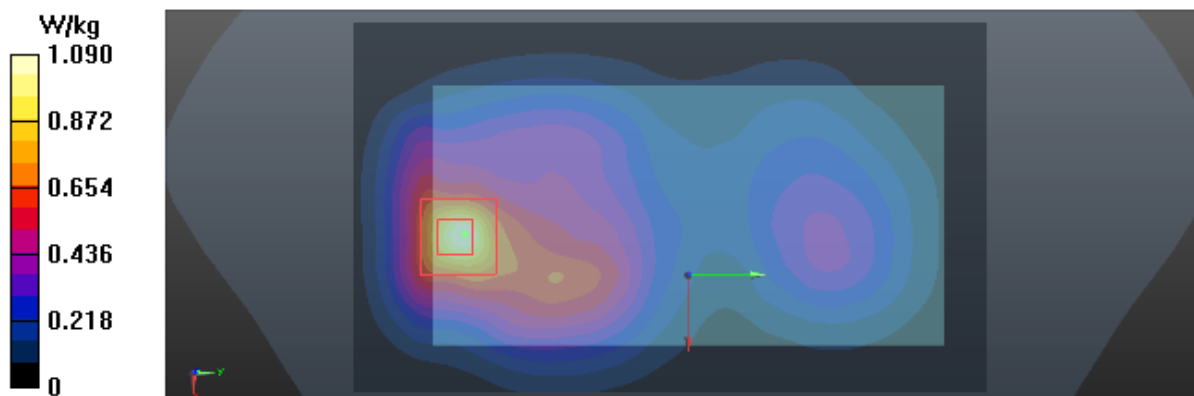
Zoom Scan (5x5x7)/Cube 0: Measurement grid: dx=8mm, dy=8mm, dz=5mm

Reference Value = 11.07 V/m; Power Drift = 0.06 dB

Peak SAR (extrapolated) = 1.70 W/kg

SAR(1 g) = 0.960 W/kg; SAR(10 g) = 0.513 W/kg

Maximum value of SAR (measured) = 1.04 W/kg



Test Laboratory: BTL Inc.

Date: 2017/5/20

T213_UMTS B2_RMC12.2K_CH9400_Rear Face_1.5cm_Battery 3

DUT: CRO-L03;

Communication System: UID 0, UMTS-FDD(WCDMA) (0); Frequency: 1880 MHz; Duty Cycle: 1:1

Medium parameters used: $f = 1880$ MHz; $\sigma = 1.515$ S/m; $\epsilon_r = 52.646$; $\rho = 1000$ kg/m³

Ambient Temperature: 23.2 °C; Liquid Temperature: 22.3 °C

DASY Configuration:

- Probe: EX3DV4 - SN7383; ConvF(8.01, 8.01, 8.01); Calibrated: 2016/12/27;
- Sensor-Surface: 4mm (Mechanical Surface Detection), $z = 1.0, 31.0$
- Electronics: DAE4 Sn1390; Calibrated: 2016/9/22
- Phantom: SAM Right; Type: Twin SAM; Serial: 1896
- DASY52 52.8.8(1258); SEMCAD X 14.6.10(7373)

Area Scan (8x13x1): Interpolated grid: dx=15 mm, dy=15 mm

Maximum value of SAR (interpolated) = 0.646 W/kg

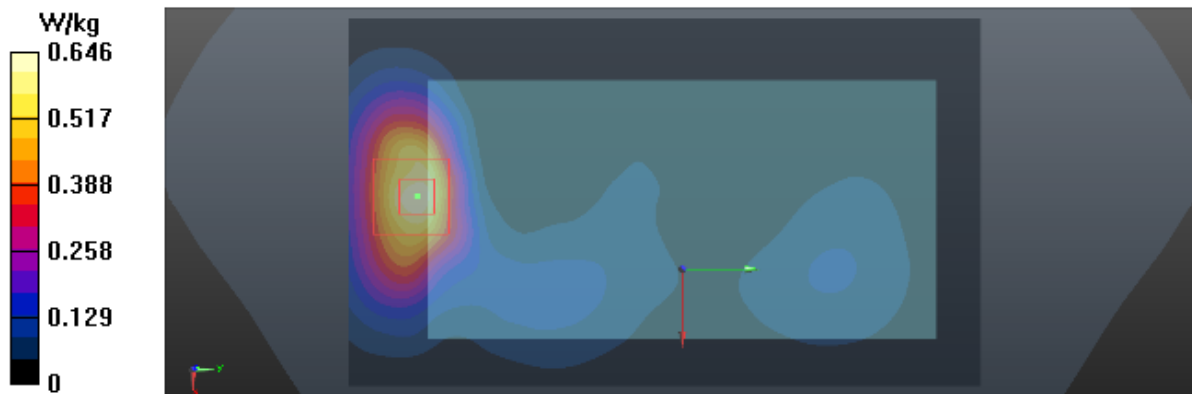
Zoom Scan (5x5x7)/Cube 0: Measurement grid: dx=8mm, dy=8mm, dz=5mm

Reference Value = 4.636 V/m; Power Drift = 0.06 dB

Peak SAR (extrapolated) = 0.875 W/kg

SAR(1 g) = 0.543 W/kg; SAR(10 g) = 0.314 W/kg

Maximum value of SAR (measured) = 0.595 W/kg



Test Laboratory: BTL Inc.

Date: 2017/5/20

T226_UMTS B2_RMC12.2K_CH9262_Rear Face_1cm_Battery 3

DUT: CRO-L03;

Communication System: UID 0, UMTS-FDD(WCDMA) (0); Frequency: 1852.4 MHz; Duty Cycle: 1:1

Medium parameters used (interpolated): $f = 1852.4$ MHz; $\sigma = 1.477$ S/m; $\epsilon_r = 52.767$; $\rho = 1000$ kg/m³

Ambient Temperature: 23.2 °C; Liquid Temperature: 22.3 °C

DASY Configuration:

- Probe: EX3DV4 - SN7383; ConvF(8.01, 8.01, 8.01); Calibrated: 2016/12/27;
- Sensor-Surface: 4mm (Mechanical Surface Detection), $z = 1.0, 31.0$
- Electronics: DAE4 Sn1390; Calibrated: 2016/9/22
- Phantom: SAM Right; Type: Twin SAM; Serial: 1896
- DASY52 52.8.8(1258); SEMCAD X 14.6.10(7373)

Area Scan (8x13x1): Interpolated grid: dx=15 mm, dy=15 mm

Maximum value of SAR (interpolated) = 1.30 W/kg

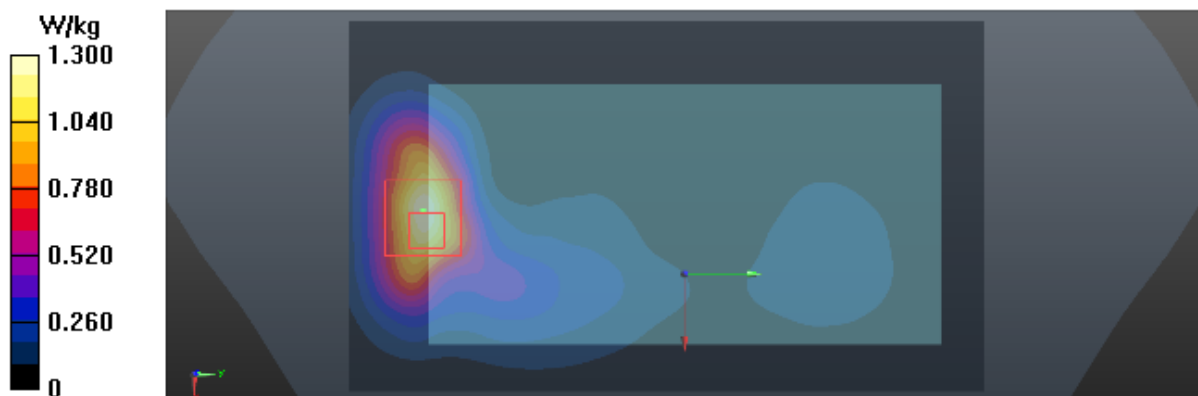
Zoom Scan (5x5x7)/Cube 0: Measurement grid: dx=8mm, dy=8mm, dz=5mm

Reference Value = 4.874 V/m; Power Drift = -0.02 dB

Peak SAR (extrapolated) = 2.06 W/kg

SAR(1 g) = 1.15 W/kg; SAR(10 g) = 0.610 W/kg

Maximum value of SAR (measured) = 1.29 W/kg



Test Laboratory: BTL Inc.

Date: 2017/6/2

T715_UMTS B4_RMC12.2K_CH1413_Rear Face_1.5cm_SIM 2

DUT: CRO-L23;

Communication System: UID 0, UMTS-FDD(WCDMA) (0); Frequency: 1732.6 MHz; Duty Cycle: 1:1

Medium parameters used: $f = 1733$ MHz; $\sigma = 1.48$ S/m; $\epsilon_r = 52.399$; $\rho = 1000$ kg/m³

Ambient Temperature: 23.2 °C; Liquid Temperature: 22.5 °C

DASY Configuration:

- Probe: EX3DV4 - SN7396; ConvF(8.24, 8.24, 8.24); Calibrated: 2017/5/25;
- Sensor-Surface: 4mm (Mechanical Surface Detection), $z = 1.0, 31.0$
- Electronics: DAE4 Sn1390; Calibrated: 2016/9/22
- Phantom: SAM Right; Type: Twin SAM; Serial: 1896
- DASY52 52.8.8(1258); SEMCAD X 14.6.10(7373)

Area Scan (8x13x1): Interpolated grid: dx=15 mm, dy=15 mm

Maximum value of SAR (interpolated) = 0.483 W/kg

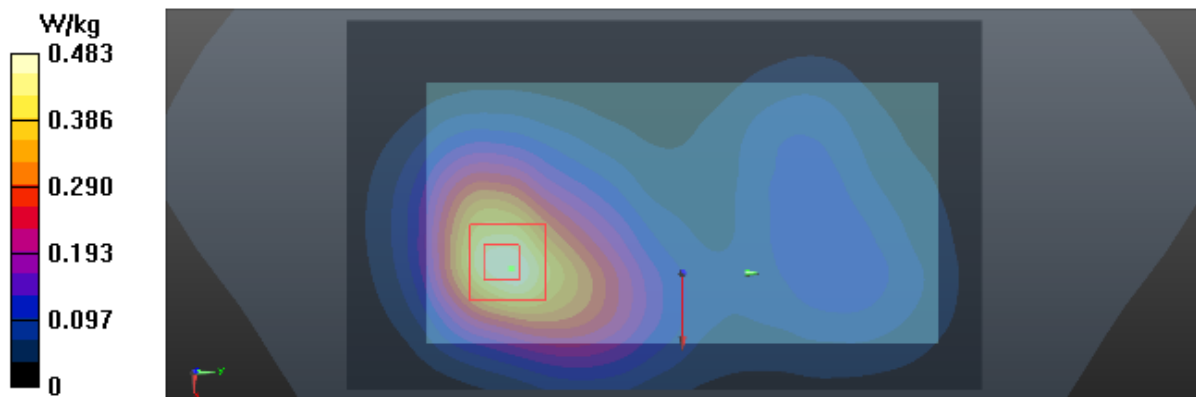
Zoom Scan (5x5x7)/Cube 0: Measurement grid: dx=8mm, dy=8mm, dz=5mm

Reference Value = 6.210 V/m; Power Drift = 0.09 dB

Peak SAR (extrapolated) = 0.831 W/kg

SAR(1 g) = 0.438 W/kg; SAR(10 g) = 0.237 W/kg

Maximum value of SAR (measured) = 0.470 W/kg



Test Laboratory: BTL Inc.

Date: 2017/6/2

T721_UMTS B4_RMC12.2K_CH1413_Rear Face_1cm

DUT: CRO-L03;

Communication System: UID 0, UMTS-FDD(WCDMA) (0); Frequency: 1732.6 MHz; Duty Cycle: 1:1

Medium parameters used: $f = 1733$ MHz; $\sigma = 1.48$ S/m; $\epsilon_r = 52.399$; $\rho = 1000$ kg/m³

Ambient Temperature: 23.2 °C; Liquid Temperature: 22.5 °C

DASY Configuration:

- Probe: EX3DV4 - SN7396; ConvF(8.24, 8.24, 8.24); Calibrated: 2017/5/25;
- Sensor-Surface: 4mm (Mechanical Surface Detection), $z = 1.0, 31.0$
- Electronics: DAE4 Sn1390; Calibrated: 2016/9/22
- Phantom: SAM Right; Type: Twin SAM; Serial: 1896
- DASY52 52.8.8(1258); SEMCAD X 14.6.10(7373)

Area Scan (8x13x1): Interpolated grid: dx=15 mm, dy=15 mm

Maximum value of SAR (interpolated) = 1.11 W/kg


Zoom Scan (5x5x7)/Cube 0: Measurement grid: dx=8mm, dy=8mm, dz=5mm

Reference Value = 9.761 V/m; Power Drift = 0.07 dB

Peak SAR (extrapolated) = 2.12 W/kg

SAR(1 g) = 1.05 W/kg; SAR(10 g) = 0.510 W/kg

Maximum value of SAR (measured) = 1.17 W/kg



Test Laboratory: BTL Inc.

Date: 2017/5/18

T242_UMTS B5_RMC12.2K_CH4182_Rear Face_1.5cm_Battery 2

DUT: CRO-L03;

Communication System: UID 0, UMTS-FDD(WCDMA) (0); Frequency: 836.4 MHz; Duty Cycle: 1:1

Medium parameters used (interpolated): $f = 836.4$ MHz; $\sigma = 0.975$ S/m; $\epsilon_r = 54.143$; $\rho = 1000$ kg/m³

Ambient Temperature: 23.2 °C; Liquid Temperature: 22.5 °C

DASY Configuration:

- Probe: EX3DV4 - SN7383; ConvF(10.13, 10.13, 10.13); Calibrated: 2016/12/27;
- Sensor-Surface: 4mm (Mechanical Surface Detection), $z = 1.0, 31.0$
- Electronics: DAE4 Sn1390; Calibrated: 2016/9/22
- Phantom: SAM Front; Type: Twin SAM; Serial: 1784
- DASY52 52.8.8(1258); SEMCAD X 14.6.10(7373)

Area Scan (8x13x1): Interpolated grid: dx=15 mm, dy=15 mm

Maximum value of SAR (interpolated) = 0.339 W/kg

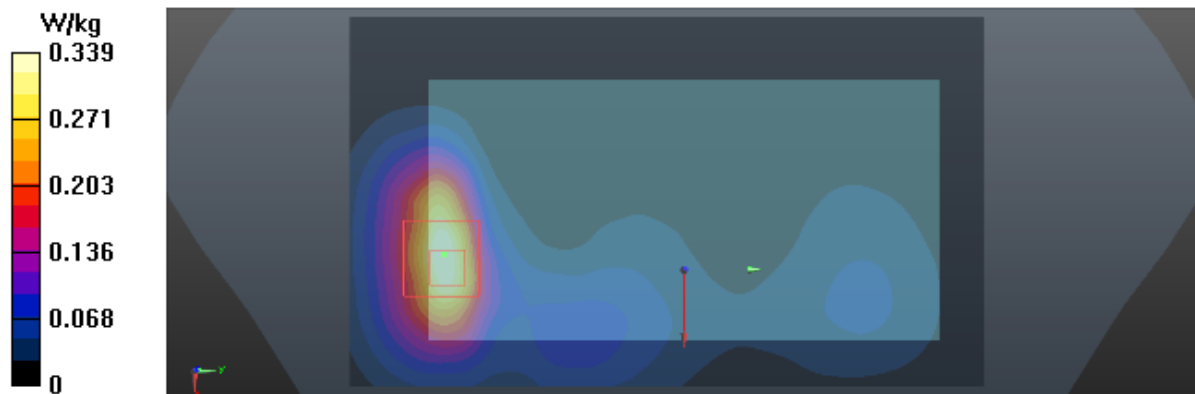
Zoom Scan (5x5x7)/Cube 0: Measurement grid: dx=8mm, dy=8mm, dz=5mm

Reference Value = 4.310 V/m; Power Drift = 0.02 dB

Peak SAR (extrapolated) = 0.583 W/kg

SAR(1 g) = 0.289 W/kg; SAR(10 g) = 0.146 W/kg

Maximum value of SAR (measured) = 0.313 W/kg



Test Laboratory: BTL Inc.

Date: 2017/5/18

T256_UMTS B5_RMC12.2K_CH4182_Rear Face_1cm_Battery 3

DUT: CRO-L03;

Communication System: UID 0, UMTS-FDD(WCDMA) (0); Frequency: 836.4 MHz; Duty Cycle: 1:1

Medium parameters used (interpolated): $f = 836.4$ MHz; $\sigma = 0.975$ S/m; $\epsilon_r = 54.143$; $\rho = 1000$ kg/m³

Ambient Temperature: 23.2 °C; Liquid Temperature: 22.5 °C

DASY Configuration:

- Probe: EX3DV4 - SN7383; ConvF(10.13, 10.13, 10.13); Calibrated: 2016/12/27;
- Sensor-Surface: 4mm (Mechanical Surface Detection), $z = 1.0, 31.0$
- Electronics: DAE4 Sn1390; Calibrated: 2016/9/22
- Phantom: SAM Front; Type: Twin SAM; Serial: 1784
- DASY52 52.8.8(1258); SEMCAD X 14.6.10(7373)

Area Scan (8x13x1): Interpolated grid: dx=15 mm, dy=15 mm

Maximum value of SAR (interpolated) = 0.385 W/kg

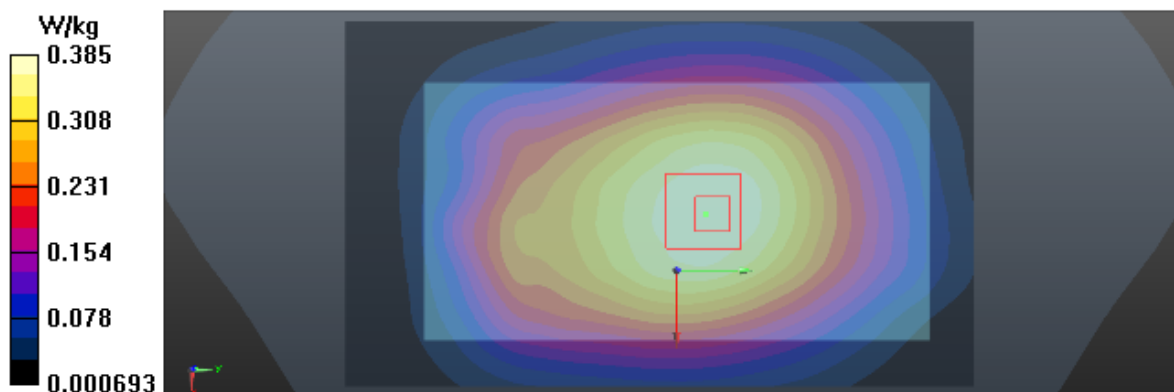
Zoom Scan (5x5x7)/Cube 0: Measurement grid: dx=8mm, dy=8mm, dz=5mm

Reference Value = 19.72 V/m; Power Drift = -0.03 dB

Peak SAR (extrapolated) = 0.445 W/kg

SAR(1 g) = 0.368 W/kg; SAR(10 g) = 0.291 W/kg

Maximum value of SAR (measured) = 0.383 W/kg



Test Laboratory: BTL Inc.

Date: 2017/5/21

T271_LTE B2_QPSK20M_CH19100_1RB_Rear Face_1.5cm

DUT: CRO-L03;

Communication System: UID 0, LTE-FDD(1RB, 20MHz, QPSK) (0); Frequency: 1900 MHz; Duty Cycle: 1:1

Medium parameters used: $f = 1900$ MHz; $\sigma = 1.557$ S/m; $\epsilon_r = 53.534$; $\rho = 1000$ kg/m³

Ambient Temperature: 23.2 °C; Liquid Temperature: 22.6 °C

DASY Configuration:

- Probe: EX3DV4 - SN7383; ConvF(8.01, 8.01, 8.01); Calibrated: 2016/12/27;
- Sensor-Surface: 4mm (Mechanical Surface Detection), $z = 1.0, 31.0$
- Electronics: DAE4 Sn1390; Calibrated: 2016/9/22
- Phantom: SAM Right; Type: Twin SAM; Serial: 1896
- DASY52 52.8.8(1258); SEMCAD X 14.6.10(7373)

Area Scan (8x13x1): Interpolated grid: dx=15 mm, dy=15 mm

Maximum value of SAR (interpolated) = 0.428 W/kg

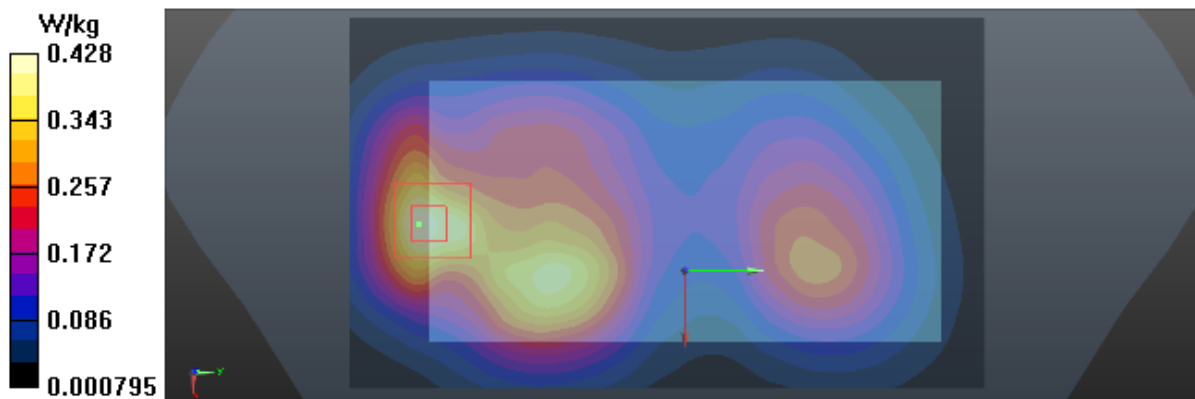
Zoom Scan (5x5x7)/Cube 0: Measurement grid: dx=8mm, dy=8mm, dz=5mm

Reference Value = 8.885 V/m; Power Drift = 0.02 dB

Peak SAR (extrapolated) = 0.689 W/kg

SAR(1 g) = 0.406 W/kg; SAR(10 g) = 0.230 W/kg

Maximum value of SAR (measured) = 0.439 W/kg



Test Laboratory: BTL Inc.

Date: 2017/5/21

T281_LTE B2_QPSK20M_CH19100_1RB_Rear Face_1cm

DUT: CRO-L03;

Communication System: UID 0, LTE-FDD(1RB, 20MHz, QPSK) (0); Frequency: 1900 MHz; Duty Cycle: 1:1

Medium parameters used: $f = 1900$ MHz; $\sigma = 1.557$ S/m; $\epsilon_r = 53.534$; $\rho = 1000$ kg/m³

Ambient Temperature: 23.2 °C; Liquid Temperature: 22.6 °C

DASY Configuration:

- Probe: EX3DV4 - SN7383; ConvF(8.01, 8.01, 8.01); Calibrated: 2016/12/27;
- Sensor-Surface: 4mm (Mechanical Surface Detection), $z = 1.0, 31.0$
- Electronics: DAE4 Sn1390; Calibrated: 2016/9/22
- Phantom: SAM Right; Type: Twin SAM; Serial: 1896
- DASY52 52.8.8(1258); SEMCAD X 14.6.10(7373)

Area Scan (8x13x1): Interpolated grid: dx=15 mm, dy=15 mm

Maximum value of SAR (interpolated) = 1.09 W/kg

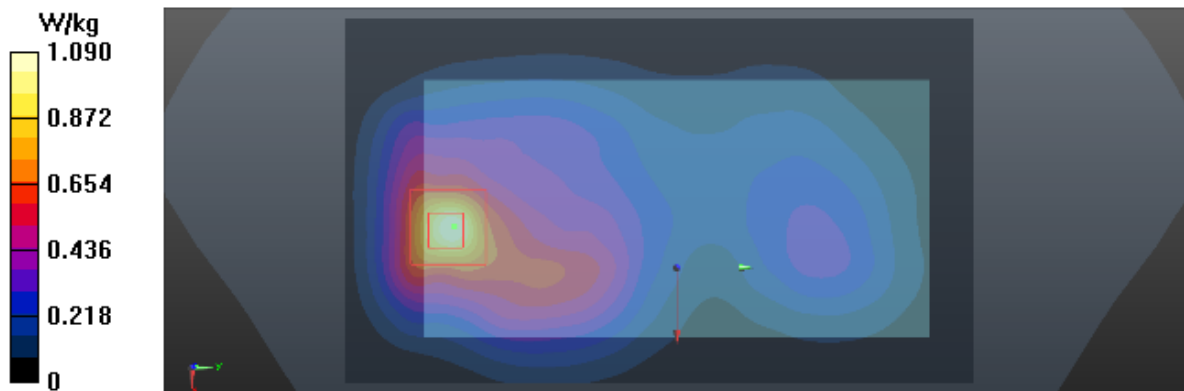
Zoom Scan (5x5x7)/Cube 0: Measurement grid: dx=8mm, dy=8mm, dz=5mm

Reference Value = 11.65 V/m; Power Drift = 0.09 dB

Peak SAR (extrapolated) = 1.77 W/kg

SAR(1 g) = 0.980 W/kg; SAR(10 g) = 0.518 W/kg

Maximum value of SAR (measured) = 1.06 W/kg



Test Laboratory: BTL Inc.

Date: 2017/5/23

T301_LTE B4_QPSK20M_CH20050_1RB_Rear Face_1.5cm

DUT: CRO-L03;

Communication System: UID 0, LTE-FDD(1RB, 20MHz, QPSK) (0); Frequency: 1720 MHz; Duty Cycle: 1:1

Medium parameters used: $f = 1720$ MHz; $\sigma = 1.454$ S/m; $\epsilon_r = 52.291$; $\rho = 1000$ kg/m³

Ambient Temperature: 23.1 °C; Liquid Temperature: 22.3 °C

DASY Configuration:

- Probe: EX3DV4 - SN7383; ConvF(8.1, 8.1, 8.1); Calibrated: 2016/12/27;
- Sensor-Surface: 4mm (Mechanical Surface Detection), $z = 1.0, 31.0$
- Electronics: DAE4 Sn1390; Calibrated: 2016/9/22
- Phantom: SAM Front; Type: Twin SAM; Serial: 1784
- DASY52 52.8.8(1258); SEMCAD X 14.6.10(7373)

Area Scan (8x13x1): Interpolated grid: dx=15 mm, dy=15 mm

Maximum value of SAR (interpolated) = 0.646 W/kg

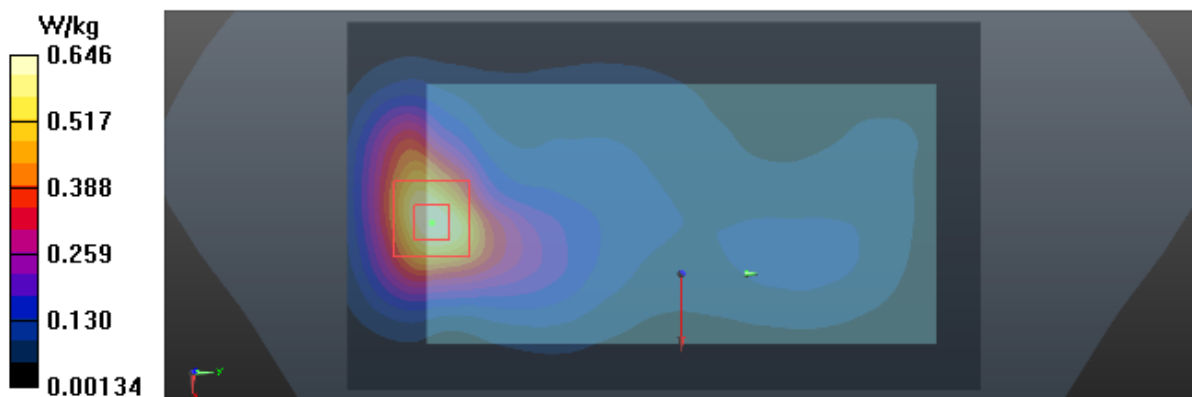
Zoom Scan (5x5x7)/Cube 0: Measurement grid: dx=8mm, dy=8mm, dz=5mm

Reference Value = 7.797 V/m; Power Drift = -0.01 dB

Peak SAR (extrapolated) = 0.908 W/kg

SAR(1 g) = 0.571 W/kg; SAR(10 g) = 0.330 W/kg

Maximum value of SAR (measured) = 0.635 W/kg



Test Laboratory: BTL Inc.

Date: 2017/5/23

T311_LTE_B4_QPSK20M_CH20050_1RB_Rear Face_1cm

DUT: CRO-L03;

Communication System: UID 0, LTE-FDD(1RB, 20MHz, QPSK) (0); Frequency: 1720 MHz; Duty Cycle: 1:1

Medium parameters used: $f = 1720$ MHz; $\sigma = 1.454$ S/m; $\epsilon_r = 52.291$; $\rho = 1000$ kg/m³

Ambient Temperature: 23.1 °C; Liquid Temperature: 22.3 °C

DASY Configuration:

- Probe: EX3DV4 - SN7383; ConvF(8.1, 8.1, 8.1); Calibrated: 2016/12/27;
- Sensor-Surface: 4mm (Mechanical Surface Detection), $z = 1.0, 31.0$
- Electronics: DAE4 Sn1390; Calibrated: 2016/9/22
- Phantom: SAM Front; Type: Twin SAM; Serial: 1784
- DASY52 52.8.8(1258); SEMCAD X 14.6.10(7373)

Area Scan (8x13x1): Interpolated grid: dx=15 mm, dy=15 mm

Maximum value of SAR (interpolated) = 1.21 W/kg

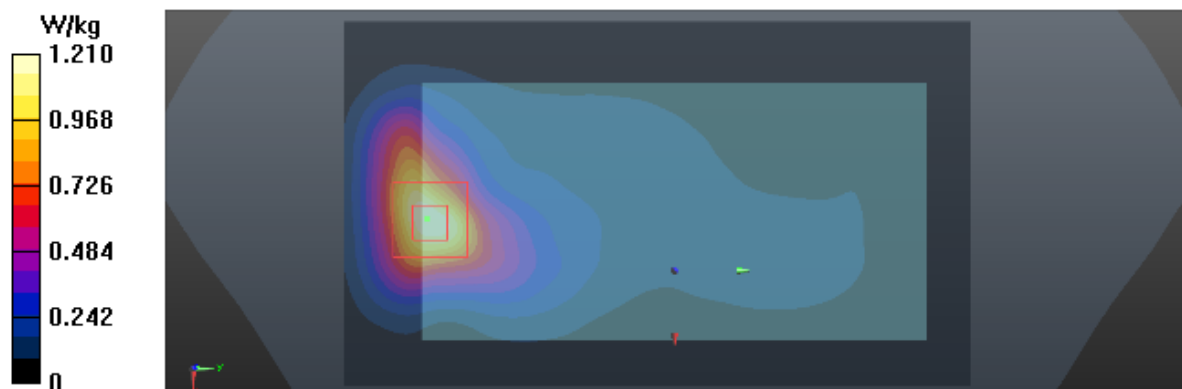
Zoom Scan (5x5x7)/Cube 0: Measurement grid: dx=8mm, dy=8mm, dz=5mm

Reference Value = 9.311 V/m; Power Drift = -0.08 dB

Peak SAR (extrapolated) = 1.90 W/kg

SAR(1 g) = 1.14 W/kg; SAR(10 g) = 0.624 W/kg

Maximum value of SAR (measured) = 1.28 W/kg



Test Laboratory: BTL Inc.

Date: 2017/5/19

T347_LTE_B5_QPSK20M_CH20450_1RB_Rear Face_1.5cm_SIM 2_Battery 2

DUT: CRO-L23;

Communication System: UID 0, LTE-FDD(1RB, 10MHz, QPSK) (0); Frequency: 829 MHz; Duty Cycle: 1:1

Medium parameters used: $f = 829$ MHz; $\sigma = 0.966$ S/m; $\epsilon_r = 54.1$; $\rho = 1000$ kg/m³

Ambient Temperature: 23.1 °C; Liquid Temperature: 22.1 °C

DASY Configuration:

- Probe: EX3DV4 - SN7383; ConvF(10.13, 10.13, 10.13); Calibrated: 2016/12/27;
- Sensor-Surface: 4mm (Mechanical Surface Detection), $z = 1.0, 31.0$
- Electronics: DAE4 Sn1390; Calibrated: 2016/9/22
- Phantom: SAM Front; Type: Twin SAM; Serial: 1784
- DASY52 52.8.8(1258); SEMCAD X 14.6.10(7373)

Area Scan (8x13x1): Interpolated grid: dx=15 mm, dy=15 mm

Maximum value of SAR (interpolated) = 0.260 W/kg

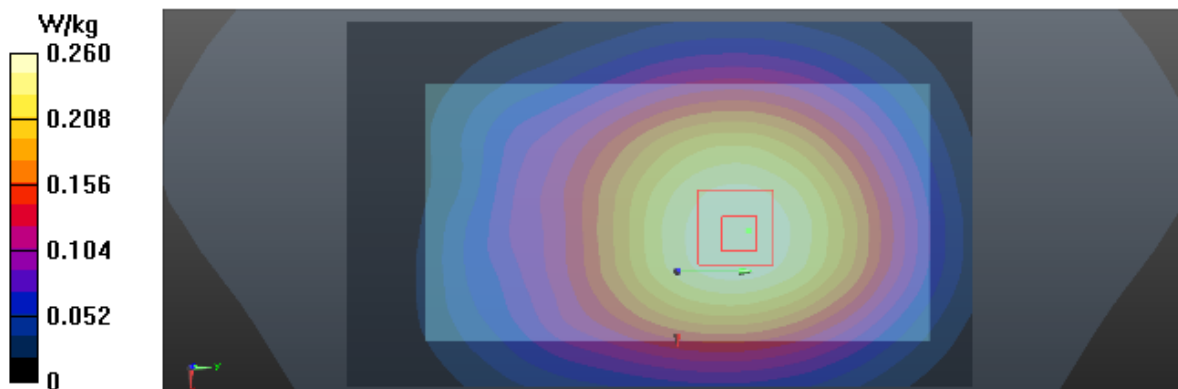
Zoom Scan (5x5x7)/Cube 0: Measurement grid: dx=8mm, dy=8mm, dz=5mm

Reference Value = 15.76 V/m; Power Drift = -0.01 dB

Peak SAR (extrapolated) = 0.308 W/kg

SAR(1 g) = 0.251 W/kg; SAR(10 g) = 0.195 W/kg

Maximum value of SAR (measured) = 0.262 W/kg



Test Laboratory: BTL Inc.

Date: 2017/5/19

T363_LTE_B5_QPSK20M_CH20450_1RB_Rear_Face_1cm_SIM 2

DUT: CRO-L23;

Communication System: UID 0, LTE-FDD(1RB,10MHz,QPSK) (0); Frequency: 829 MHz; Duty Cycle: 1:1

Medium parameters used: $f = 829$ MHz; $\sigma = 0.966$ S/m; $\epsilon_r = 54.1$; $\rho = 1000$ kg/m³

Ambient Temperature: 23.1 °C; Liquid Temperature: 22.1 °C

DASY Configuration:

- Probe: EX3DV4 - SN7383; ConvF(10.13, 10.13, 10.13); Calibrated: 2016/12/27;
- Sensor-Surface: 4mm (Mechanical Surface Detection), $z = 1.0, 31.0$
- Electronics: DAE4 Sn1390; Calibrated: 2016/9/22
- Phantom: SAM Front; Type: Twin SAM; Serial: 1784
- DASY52 52.8.8(1258); SEMCAD X 14.6.10(7373)

Area Scan (8x13x1): Interpolated grid: dx=15 mm, dy=15 mm

Maximum value of SAR (interpolated) = 0.316 W/kg

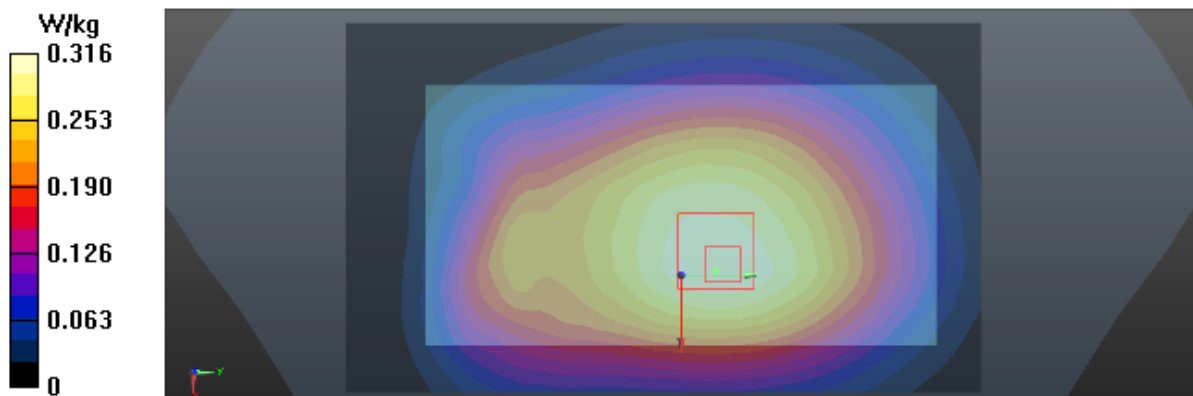
Zoom Scan (5x5x7)/Cube 0: Measurement grid: dx=8mm, dy=8mm, dz=5mm

Reference Value = 17.78 V/m; Power Drift = -0.06 dB

Peak SAR (extrapolated) = 0.357 W/kg

SAR(1 g) = 0.287 W/kg; SAR(10 g) = 0.223 W/kg

Maximum value of SAR (measured) = 0.300 W/kg



Test Laboratory: BTL Inc.

Date: 2017/5/22

T377_LTE B7_QPSK20M_CH21350_1RB_Front Face_1.5cm_SIM 2_Battery 2

DUT: CRO-L23;

Communication System: UID 0, LTE-FDD(1RB, 20MHz, QPSK) (0); Frequency: 2560 MHz; Duty Cycle: 1:1

Medium parameters used: $f = 2560$ MHz; $\sigma = 2.158$ S/m; $\epsilon_r = 52.583$; $\rho = 1000$ kg/m³

Ambient Temperature: 23.4 °C; Liquid Temperature: 22.1 °C

DASY Configuration:

- Probe: EX3DV4 - SN7383; ConvF(7.55, 7.55, 7.55); Calibrated: 2016/12/27;
- Sensor-Surface: 4mm (Mechanical Surface Detection), $z = 1.0, 31.0$
- Electronics: DAE4 Sn1390; Calibrated: 2016/9/22
- Phantom: SAM Right; Type: Twin SAM; Serial: 1896
- DASY52 52.8.8(1258); SEMCAD X 14.6.10(7373)

Area Scan (10x16x1): Interpolated grid: $dx=12$ mm, $dy=12$ mm

Maximum value of SAR (interpolated) = 0.390 W/kg

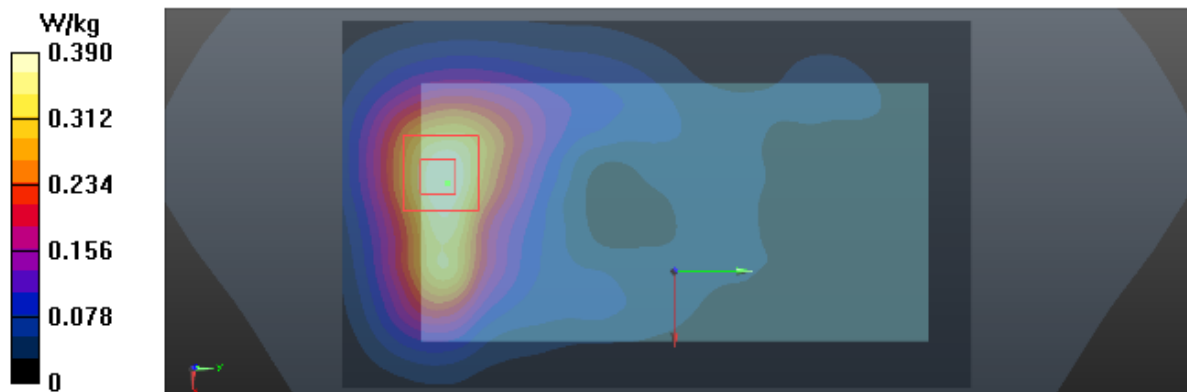
Zoom Scan (7x7x7)/Cube 0: Measurement grid: $dx=5$ mm, $dy=5$ mm, $dz=5$ mm

Reference Value = 3.696 V/m; Power Drift = 0.02 dB

Peak SAR (extrapolated) = 0.674 W/kg

SAR(1 g) = 0.366 W/kg; SAR(10 g) = 0.196 W/kg

Maximum value of SAR (measured) = 0.391 W/kg



Test Laboratory: BTL Inc.

Date: 2017/5/22

T381_LTE B7_QPSK20M_CH21350_1RB_Rear Face_1cm

DUT: CRO-L03;

Communication System: UID 0, LTE-FDD(1RB, 20MHz, QPSK) (0); Frequency: 2560 MHz; Duty Cycle: 1:1

Medium parameters used: $f = 2560$ MHz; $\sigma = 2.158$ S/m; $\epsilon_r = 52.583$; $\rho = 1000$ kg/m³

Ambient Temperature: 23.4 °C; Liquid Temperature: 22.1 °C

DASY Configuration:

- Probe: EX3DV4 - SN7383; ConvF(7.55, 7.55, 7.55); Calibrated: 2016/12/27;
- Sensor-Surface: 4mm (Mechanical Surface Detection), $z = 1.0, 31.0$
- Electronics: DAE4 Sn1390; Calibrated: 2016/9/22
- Phantom: SAM Right; Type: Twin SAM; Serial: 1896
- DASY52 52.8.8(1258); SEMCAD X 14.6.10(7373)

Area Scan (10x16x1): Interpolated grid: $dx=12$ mm, $dy=12$ mm

Maximum value of SAR (interpolated) = 0.970 W/kg

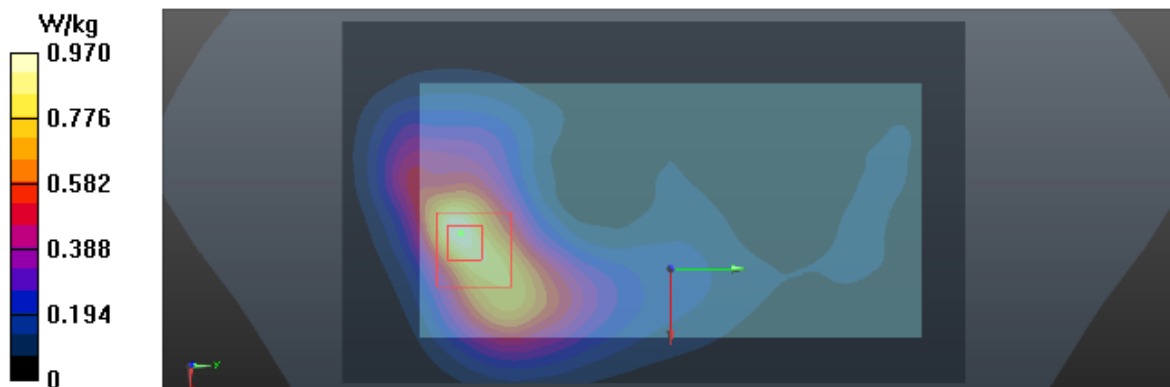
Zoom Scan (7x7x7)/Cube 0: Measurement grid: $dx=5$ mm, $dy=5$ mm, $dz=5$ mm

Reference Value = 6.637 V/m; Power Drift = 0.04 dB

Peak SAR (extrapolated) = 1.80 W/kg

SAR(1 g) = 0.830 W/kg; SAR(10 g) = 0.399 W/kg

Maximum value of SAR (measured) = 0.953 W/kg



Test Laboratory: BTL Inc.

Date: 2017/5/21

T462_802.11B_CH11_Rear Face_1.5cm_Battery 2

DUT: CRO-L03;

Communication System: UID 0, IEEE 802.11b WiFi 2.4GHz (DSSS, 1Mbps) (0); Frequency: 2462 MHz; Duty Cycle: 1:1

Medium parameters used: $f = 2462$ MHz; $\sigma = 2$ S/m; $\epsilon_r = 53.342$; $\rho = 1000$ kg/m³

Ambient Temperature: 23.2 °C; Liquid Temperature: 22.6 °C

DASY Configuration:

- Probe: EX3DV4 - SN7383; ConvF(7.63, 7.63, 7.63); Calibrated: 2016/12/27;
- Sensor-Surface: 4mm (Mechanical Surface Detection), $z = 1.0, 31.0$
- Electronics: DAE4 Sn1390; Calibrated: 2016/9/22
- Phantom: SAM Right; Type: Twin SAM; Serial: 1896
- DASY52 52.8.8(1258); SEMCAD X 14.6.10(7373)

Area Scan (10x16x1): Interpolated grid: dx=12 mm, dy=12 mm

Maximum value of SAR (interpolated) = 0.171 W/kg

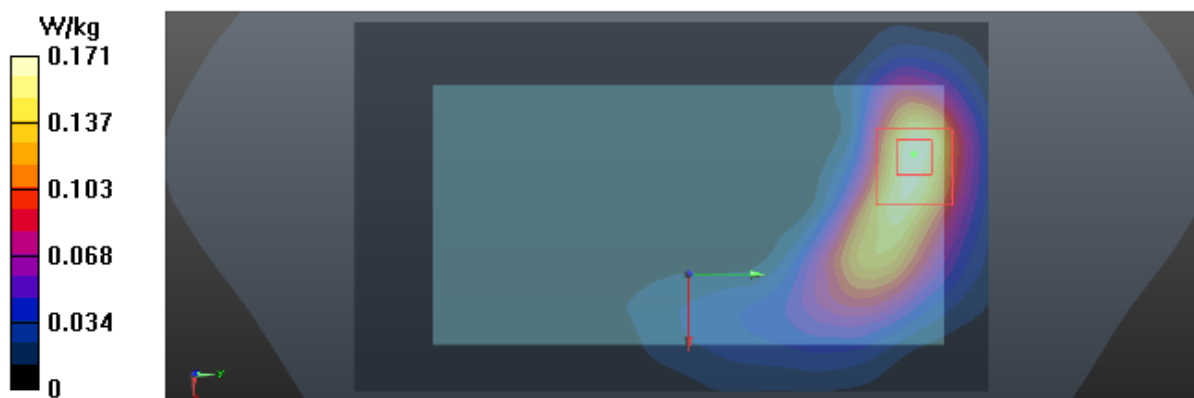
Zoom Scan (7x7x7)/Cube 0: Measurement grid: dx=5mm, dy=5mm, dz=5mm

Reference Value = 0.9260 V/m; Power Drift = -0.05 dB

Peak SAR (extrapolated) = 0.320 W/kg

SAR(1 g) = 0.162 W/kg; SAR(10 g) = 0.081 W/kg

Maximum value of SAR (measured) = 0.184 W/kg



Test Laboratory: BTL Inc.

Date: 2017/5/21

T475_802.11B_CH11_Rear Face_1cm_Battery 2

DUT: CRO-L03;

Communication System: UID 0, IEEE 802.11b WiFi 2.4GHz (DSSS, 1Mbps) (0); Frequency: 2462 MHz; Duty Cycle: 1:1

Medium parameters used: $f = 2462$ MHz; $\sigma = 2$ S/m; $\epsilon_r = 53.342$; $\rho = 1000$ kg/m³

Ambient Temperature: 23.2 °C; Liquid Temperature: 22.6 °C

DASY Configuration:

- Probe: EX3DV4 - SN7383; ConvF(7.63, 7.63, 7.63); Calibrated: 2016/12/27;
- Sensor-Surface: 4mm (Mechanical Surface Detection), $z = 1.0, 31.0$
- Electronics: DAE4 Sn1390; Calibrated: 2016/9/22
- Phantom: SAM Right; Type: Twin SAM; Serial: 1896
- DASY52 52.8.8(1258); SEMCAD X 14.6.10(7373)

Area Scan (10x16x1): Interpolated grid: dx=12 mm, dy=12 mm

Maximum value of SAR (interpolated) = 0.386 W/kg

Zoom Scan (7x7x7)/Cube 0: Measurement grid: dx=5mm, dy=5mm, dz=5mm

Reference Value = 1.843 V/m; Power Drift = -0.08 dB

Peak SAR (extrapolated) = 0.746 W/kg

SAR(1 g) = 0.360 W/kg; SAR(10 g) = 0.162 W/kg

Maximum value of SAR (measured) = 0.393 W/kg

