

FCC Test Report

FCC ID: QISCRO-LX3

Project No. : 1701C155E
Equipment : Smart Phone
Model Name : CRO-L03
Applicant : Huawei Technologies Co.,Ltd.
Address : Administration Building, Headquarters of Huawei Technologies Co., Ltd., Bantian, Longgang District Shenzhen China

Date of Receipt : Jan. 18, 2017
May 09, 2017
Date of Test : Jan. 18, 2017 ~ Feb. 15, 2017
May 09, 2017 ~ May 17, 2017
Issued Date : May 19, 2017
Tested by : BTL Inc.

Testing Engineer : Kevin Li
(Kevin Li)

Technical Manager : Bill Zhang
(Bill Zhang)

Authorized Signatory : Steven Lu
(Steven Lu)

B T L I N C .

No.3, Jinshagang 1st Road, Shixia, Dalang Town, Dongguan,
Guangdong, China.

TEL: +86-769-8318-3000 FAX: +86-769-8319-6000



Declaration

BTL represents to the client that testing is done in accordance with standard procedures as applicable and that test instruments used has been calibrated with standards traceable to international standard(s) and/or national standard(s).

BTL's reports apply only to the specific samples tested under conditions. It is manufacture's responsibility to ensure that additional production units of this model are manufactured with the identical electrical and mechanical components. **BTL** shall have no liability for any declarations, inferences or generalizations drawn by the client or others from **BTL** issued reports.

BTL's report must not be used by the client to claim product certification, approval, or endorsement by NVLAP, NIST, or any agency of the Federal Government.

This report is the confidential property of the client. As a mutual protection to the clients, the public and **BTL-self**, extracts from the test report shall not be reproduced except in full with **BTL's** authorized written approval.

BTL's laboratory quality assurance procedures are in compliance with the **ISO Guide 17025** requirements, and accredited by the conformity assessment authorities listed in this test report.

Limitation

For the use of the authority's logo is limited unless the Test Standard(s)/Scope(s)/Item(s) mentioned in this test report is (are) included in the conformity assessment authorities acceptance respective.

Table of Contents	Page
REPORT ISSUED HISTORY	4
1 . CERIFICATION	5
2 . SUMMARY OF TEST RESULTS	6
2.1 TEST FACILITY	7
2.2 MEASUREMENT UNCERTAINTY	7
3 . GENERAL INFORMATION	8
3.1 GENERAL DESCRIPTION OF EUT	8
3.2 DESCRIPTION OF TEST MODES	10
3.3 EUT OPERATING CONDITIONS	11
3.4 BLOCK DIAGRAM SHOWING THE CONFIGURATION OF SYSTEM TESTED	11
3.5 DESCRIPTION OF SUPPORT UNITS	13
4 . EMC EMISSION TEST	14
4.1 CONDUCTED EMISSION MEASUREMENT	14
4.1.1 POWER LINE CONDUCTED EMISSION	14
4.1.2 MEASUREMENT INSTRUMENTS LIST	14
4.1.3 TEST PROCEDURE	15
4.1.4 DEVIATION FROM TEST STANDARD	15
4.1.5 TEST SETUP	15
4.1.6 TEST RESULTS	15
4.2 RADIATED EMISSION MEASUREMENT	46
4.2.1 LIMITS OF RADIATED EMISSION MEASUREMENT	46
4.2.2 MEASUREMENT INSTRUMENTS LIST	47
4.2.3 TEST PROCEDURE	48
4.2.4 DEVIATION FROM TEST STANDARD	48
4.2.5 TEST SETUP	49
4.2.6 TEST RESULTS-BELOW 1GHZ	49
4.2.7 TEST RESULTS-ABOVE 1GHZ	80

REPORT ISSUED HISTORY

Issued No.	Description	Issued Date
BTL-FCCE-1-1701C155	Original report.	Feb. 17, 2017
BTL-FCCE-1-1701C155E	Compared with previous report (BTL-FCCE-1-1701C155) 1. Added new antenna. 2. Added new battery. 3. Added new earphone. So all the test results have been re-evaluated and recorded in the test report.	May 19, 2017

1. CERIFICATION

Equipment : Smart Phone
Brand Name : HUAWEI
Model Name : CRO-L03
Applicant : Huawei Technologies Co.,Ltd.
Manufacturer : Huawei Technologies Co.,Ltd.
Address : Administration Building, Headquarters of Huawei Technologies Co., Ltd.,
Bantian, Longgang District Shenzhen China
Factory : Huawei Technologies Co.,Ltd.
Address : Administration Building, Headquarters of Huawei Technologies Co., Ltd.,
Bantian, Longgang District Shenzhen China
Date of Test : Jan. 18, 2017 ~ Feb. 15, 2017
May 09, 2017 ~ May 17, 2017
Test Sample : Engineering Sample
Standard(s) : FCC Part 15, Subpart B
ANSI C63.4-2014

The above equipment has been tested and found compliance with the requirement of the relative standards by BTL Inc.

The test data, data evaluation, and equipment configuration contained in our test report (Ref No. BTL-FCCE-1-1701C155E) were obtained utilizing the test procedures, test instruments, test sites that has been accredited by the Authority of TAF according to the ISO-17025 quality assessment standard and technical standard(s).

2. SUMMARY OF TEST RESULTS

Test procedures according to the technical standard(s):

EMC Emission				
Standard(s)	Test Item	Limit	Judgment	Remark
FCC Part15, Subpart B ANSI C63.4-2014	Conducted Emission	Class B	PASS	
	Radiated emission Below 1 GHz	Class B	PASS	
	Radiated emission Above 1 GHz	Class B	PASS	NOTE(2)

NOTE:

- (1) " N/A" denotes test is not applicable to this device.
- (2) The EUT's max operating frequency exceeds 108 MHz, so the test will be performed.

2.1 TEST FACILITY

The test facilities used to collect the test data in this report at the location of No.3, Jinshagang 1st Road, Shixia, Dalang Town, Dongguan, Guangdong, China.

2.2 MEASUREMENT UNCERTAINTY

Where relevant, the following measurement uncertainty levels have been estimated for tests performed on the EUT as specified in CISPR 16-4-2. The BTL measurement uncertainty is less than the CISPR 16-4-2 U_{CISPR} requirement.

The reported uncertainty of measurement $y \pm U$, where expanded uncertainty U is based on a standard uncertainty multiplied by a coverage factor of $k=2$, providing a level of confidence of approximately **95%**.

A. Conducted Measurement :

Test Site	Method	Measurement Frequency Range	U, (dB)
DG-C02	CISPR	150 kHz ~ 30MHz	2.32

B. Radiated Measurement :

Test Site	Method	Measurement Frequency Range	Ant. H / V	U, (dB)
DG-CB03 (3m)	CISPR	9KHz ~ 30MHz	V	3.79
		9KHz ~ 30MHz	H	3.57
		30MHz ~ 200MHz	V	3.82
		30MHz ~ 200MHz	H	3.78
		200MHz ~ 1,000MHz	V	4.10
		200MHz ~ 1,000MHz	H	4.06

Test Site	Method	Measurement Frequency Range	Ant. H / V	U, (dB)
DG-CB03 (3m)	CISPR	1GHz ~ 18GHz	V	3.12
		1GHz ~ 18GHz	H	3.68

Note: Unless specifically mentioned, the uncertainty of measurement has not been taken into account to declare the compliance or non-compliance to the specification.

3. GENERAL INFORMATION

3.1 GENERAL DESCRIPTION OF EUT

Equipment	Smart Phone
Brand Name	HUAWEI
Model Name	CRO-L03
Frequency	GSM850/1900 WCDMA B2/4/5 LTE B2/4/5/7
Power Source	#1 DC Voltage supplied from AC/DC adapter. #2 Battery Supplied.
Power Rating	#1:AC 100–240V 50/60Hz DC 5V 1A #2:DC 3.82V 2200mAh
HW Version	HL1CROM
SW Version	Cairo-L03C469B015

Note:

1. For a more detailed features description, please refer to the manufacturer's specifications or the user's manual.

Item	Mfr/Brand	Model.
Battery	SCUD (FUJIAN) Electronics Co., Ltd	HB3742A0EZC+
	Shenzhen Desay Battery Tech Co., Ltd.	
	Sunwoda Electronic Co.,LTD.	
USB Cable	FOXCONN INTERCONNECT TECHNOLOGY LIMITED	CUBB01M-HC208-DH
	HONGLIN TECHNOLOGY CO.,LTD	130-26654
	Luxshare Precision Industry Co., Ltd.	L99U2013-CS-H
Earphone	Jiangxi Lianchuang Hongsheng Electronic Co.,LTD	MEMD1632B580C00
	BOLUO COUNTY QUANCHENG ELECTRONIC CO.,LTD	1311-3291-3.5mm-229
	MERRY ELECTRONICS CO., LTD.	EMC309-001
	Jiangxi Lianchuang Hongsheng Electronic Co.,LTD (Black)	MEMD1532B528000
	BOLUO COUNTY QUANCHENG ELECTRONIC CO.,LTD (Black)	1293#+3283# 3.5MM-150
	GoerTek (Black),	HA1-3
	GoerTek (White)	NA12
Adapter	HUIZHOU BYD ELECTRONIC CO., LTD.	HW-050100U01
	Shenzhen Huntkey Electric Co., Ltd.	
	DONG GUAN PHITEK ELECTRONICS CO., LTD.	

3.2 DESCRIPTION OF TEST MODES

To investigate the maximum EMI emission characteristics generated from EUT, the test system was pre-scanning tested base on the consideration of following EUT operation mode or test configuration mode which possible have effect on EMI emission level. Each of these EUT operation mode(s) or test configuration mode(s) mentioned above was evaluated respectively.

Pretest Mode	Description
Mode 1	USB copy(EUT with PC)+Idle+ Earphone
Mode 2	Adapter+Idle+BT+WIFI+GPS+Camera on+Earphone
Mode 3	Adapter+Idle+Playing+Speaker
Mode 4	Adapter+Traffic (GSM)+ Earphone
Mode 5	Adapter+Traffic (WCDMA)
Mode 6	Adapter+Traffic (LTE)

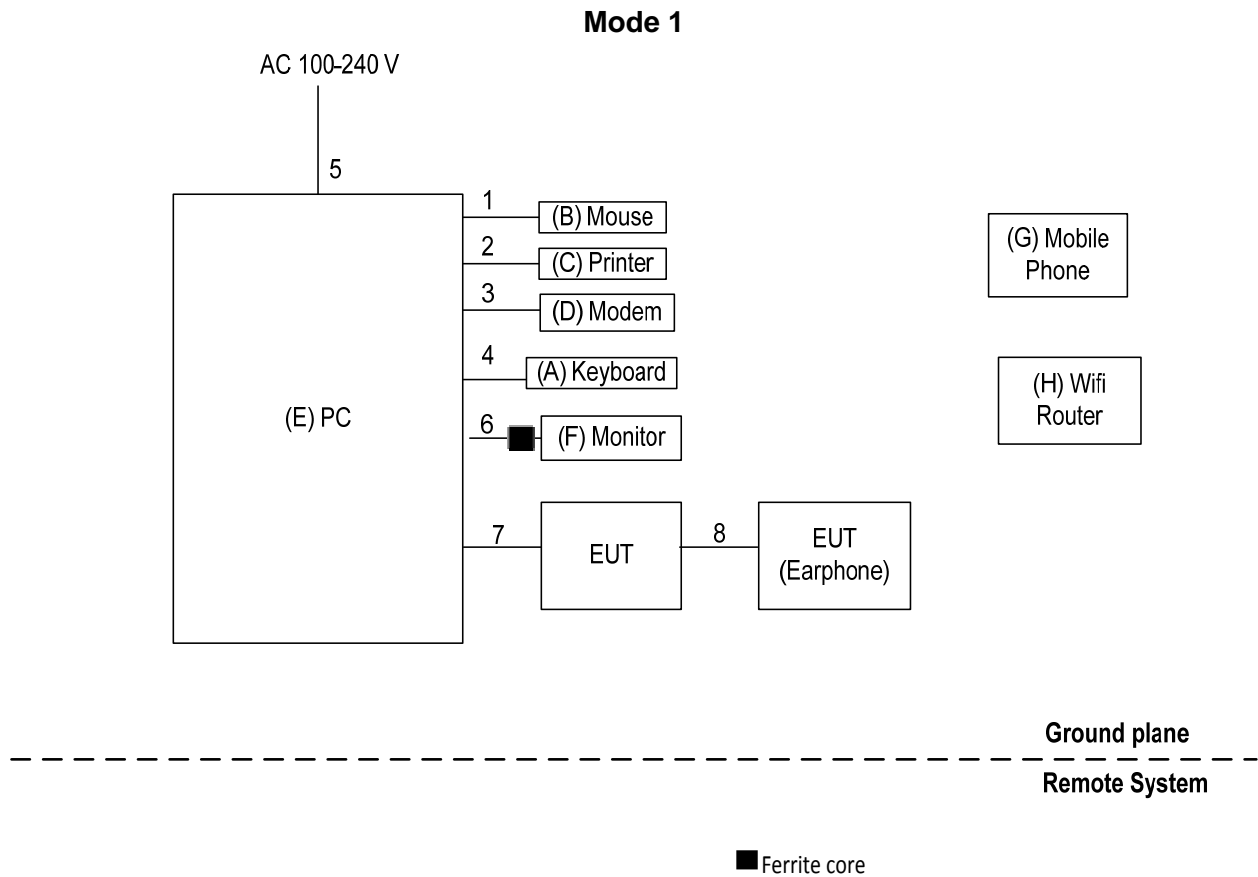
For Conducted Test	
Final Test Mode	Description
Mode 1	USB copy(EUT with PC)+Idle+ Earphone
Mode 2	Adapter+Idle+BT+WIFI+GPS+Camera on+Earphone
Mode 3	Adapter+Idle+Playing+Speaker
Mode 4	Adapter+Traffic (GSM)+ Earphone
Mode 5	Adapter+Traffic (WCDMA)
Mode 6	Adapter+Traffic (LTE)

For Radiated Test	
Final Test Mode	Description
Mode 1	USB copy(EUT with PC)+Idle+ Earphone
Mode 2	Adapter+Idle+BT+WIFI+GPS+Camera on+Earphone
Mode 3	Adapter+Idle+Playing+Speaker
Mode 4	Adapter+Traffic (GSM)+ Earphone
Mode 5	Adapter+Traffic (WCDMA)
Mode 6	Adapter+Traffic (LTE)

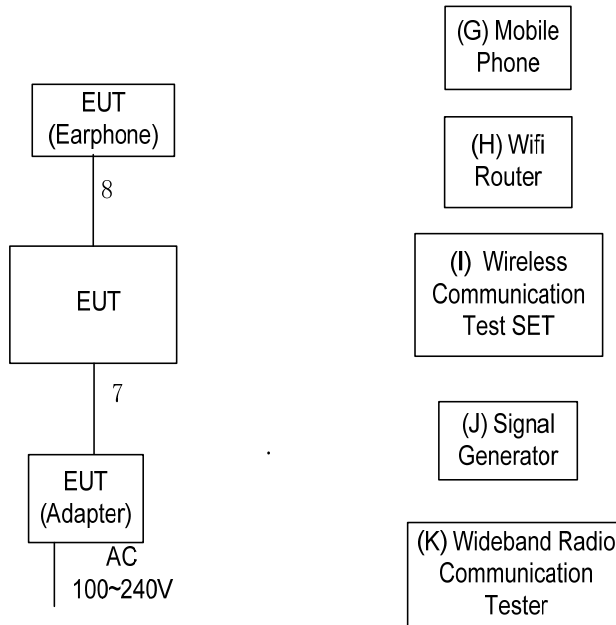
3.3 EUT OPERATING CONDITIONS

The EUT exercise program used during radiated and/or conducted emission measurement was designed to exercise the various system components in a manner similar to a typical use.

3.4 BLOCK DIAGRAM SHOWING THE CONFIGURATION OF SYSTEM TESTED



Mode 2-6



Ground plane

Remote System

3.5 DESCRIPTION OF SUPPORT UNITS

The EUT has been tested as an independent unit together with other necessary accessories or support units. The following support units or accessories were used to form a representative test configuration during the tests.

Item	Equipment	Mfr/Brand	Model/Type No.	FCC ID	Series No.
A	USB Keyboard	Dell	L100	DOC	CNORH6596589071T08NE
B	USB Mouse	Dell	MO56UOA	DOC	FQJ000BS
C	Printer	SII	DPU-414	DOC	3018507 B
D	Modem	ACEEX	DM-1414V	IFAXDM1414	0603002131
E	PC	Dell	DCSM 745	DOC	G7K832X
F	LCD monitor	Dell	E177FPc	DOC	CNOFJ179-64180-6AG-1WNS
G	Mobile phone	samsung	SGH-1747	A3LSGH1747	R31C208VLDB
H	Wireless Router	ASUS	RT-AC66U	MSQ-RTAC66U	E8ICGG000138
I	Wireless Communication Test SET	Agilent	(8960 Series)E5515C	N/A	MY48364183
J	Signal Generator	Agilent	E4438C	N/A	MY49071316
K	Wideband Radio Communication Tester	RS	CMW500	N/A	122125

Item	Shielded Type	Ferrite Core	Length	Note
1	YES	NO	1.8m	USB Cable
2	YES	NO	1.8m	Parallel Cable
3	YES	NO	1.8m	RS232 Cable
4	YES	NO	1.8m	USB Cable
5	NO	NO	1.8m	AC power Cable
6	YES	YES	1.8m	D-SUB Cable
7	YES	NO	1m	USB Cable
8	NO	NO	1.2m	Earphone Cable

4. EMC EMISSION TEST

4.1 CONDUCTED EMISSION MEASUREMENT

4.1.1 POWER LINE CONDUCTED EMISSION (FREQUENCY RANGE 150KHZ-30MHZ)

FREQUENCY (MHz)	Class A (dBuV)		Class B (dBuV)	
	Quasi-peak	Average	Quasi-peak	Average
0.15 -0.5	79.00	66.00	66 - 56 *	56 - 46 *
0.50 -5.0	73.00	60.00	56.00	46.00
5.0 -30.0	73.00	60.00	60.00	50.00

Note:

- (1) The tighter limit applies at the band edges.
- (2) The limit of " * " marked band means the limitation decreases linearly with the logarithm of the frequency in the range.
- (3) The test result calculated as following:
 Measurement Value = Reading Level + Correct Factor
 Correct Factor = Insertion Loss + Cable Loss + Attenuator Factor(if use)
 Margin Level = Measurement Value - Limit Value

4.1.2 MEASUREMENT INSTRUMENTS LIST

Item	Kind of Equipment	Manufacturer	Type No.	Serial No.	Calibrated until
1	Measurement Software	Farad	EZ-EMC Ver.NB-03A 1-01	N/A	N/A
2	LISN	EMCO	3816/2	00052765	Mar. 26, 2018
3	50Ω Terminator	SHX	TF2-3G-A	08122901	Mar. 26, 2018
4	TWO-LINE V-NETWORK	R&S	ENV216	101447	Mar. 26, 2018
5	Cable	emci	RG223(9K Hz-30MHz) (5m)	N/A	Mar. 07, 2018
6	EMI Test Receiver	R&S	ESCI	100382	Mar. 26, 2018

Remark: "N/A" denotes no model name, serial no. or calibration specified.

All calibration period of equipment list is one year.

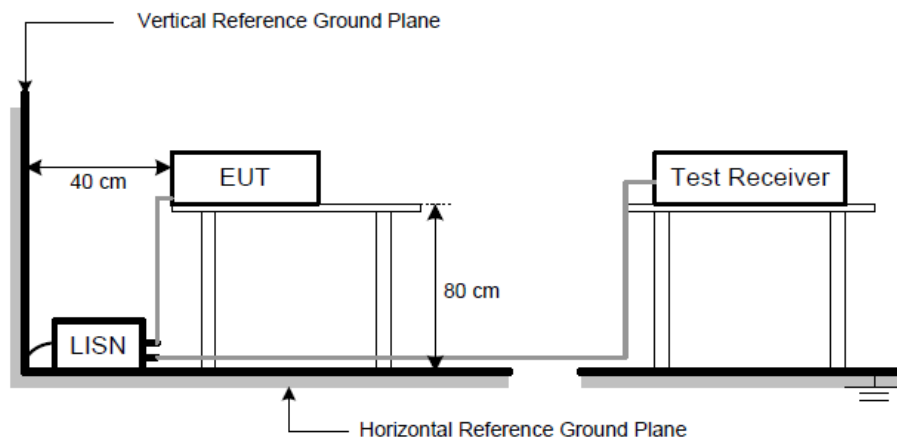
4.1.3 TEST PROCEDURE

- a. The EUT was placed 0.8 meters from the horizontal ground plane with EUT being connected to the power mains through a line impedance stabilization network (LISN). All other support equipments powered from additional LISN(s). The LISN provide 50 Ohm/ 50uH of coupling impedance for the measuring instrument.
- b. Interconnecting cables that hang closer than 40 cm to the ground plane shall be folded back and forth in the center forming a bundle 30 to 40 cm long.
- c. I/O cables that are not connected to a peripheral shall be bundled in the center. The end of the cable may be terminated, if required, using the correct terminating impedance. The overall length shall not exceed 1 m.
- d. LISN at least 80 cm from nearest part of EUT chassis.
- e. For the actual test configuration, please refer to the related Item –EUT Test Photos.
- f. First the whole spectrum of emission caused by equipment under test(EUT) is recorded with Detector set to peak. Peak value recorded in table if the margin from QP Limit is larger than 2dB, otherwise, QP value is recorded, Measuring frequency range from 150KHz to 30MHz.

4.1.4 DEVIATION FROM TEST STANDARD

No deviation

4.1.5 TEST SETUP

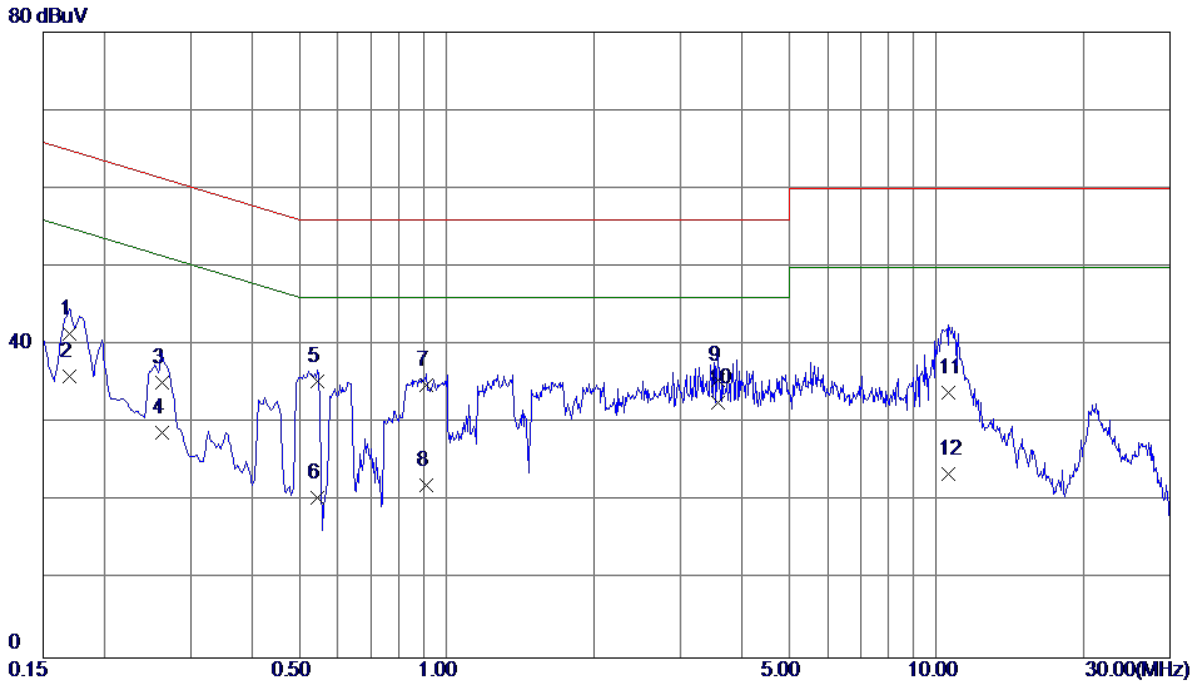


4.1.6 TEST RESULTS

Remark

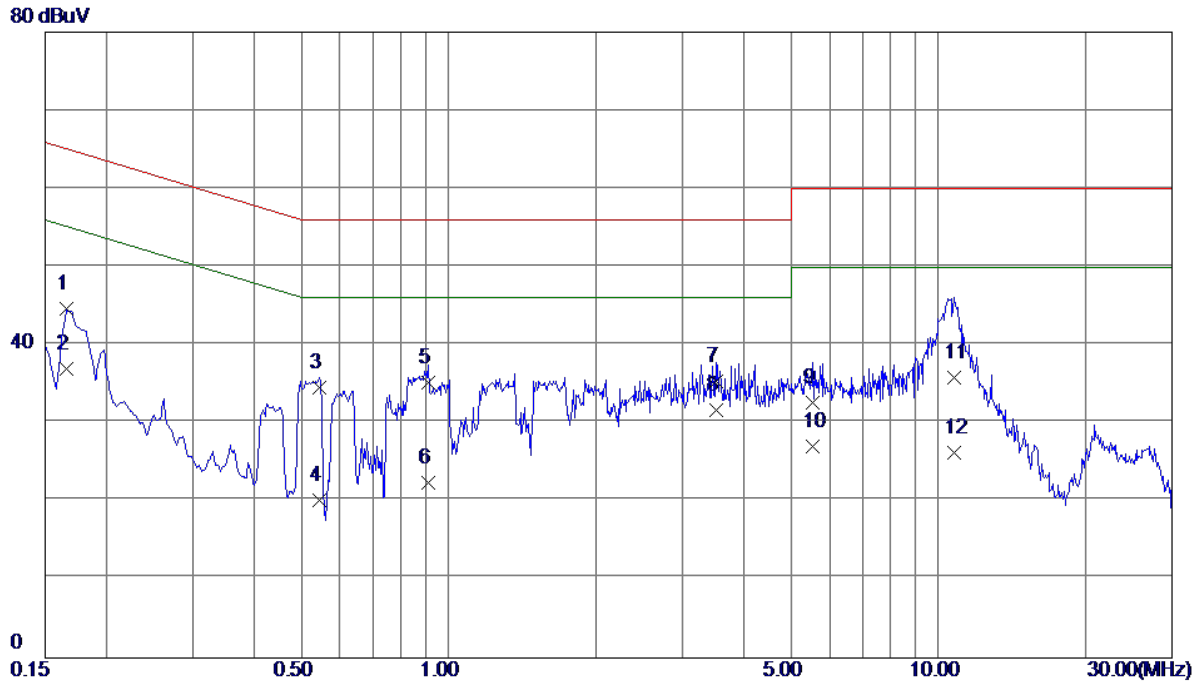
- (1) Reading in which marked as QP means measurements by using are Quasi-Peak Mode with Detector BW=9KHz; SPA setting in RBW=10KHz, VBW =10KHz, Swp. Time = 0.3 sec./MHz. Reading in which marked as AV means measurements by using are Average Mode with instrument setting in RBW=10KHz, VBW=10KHz, Swp. Time =0.3 sec./MHz.
- (2) All readings are QP Mode value unless otherwise stated AVG in column of 『Note』. If the QP Mode Measured value compliance with the QP Limits and lower than AVG Limits, the EUT shall be deemed to meet both QP & AVG Limits and then only QP Mode was measured, but AVG Mode didn't perform. In this case, a “ * ” marked in AVG Mode column of Interference Voltage Measured.

EUT	Smart Phone	Model Name	CRO-L03
Temperature	24°C	Relative Humidity	60%
Test Voltage	AC 120V/60Hz	Phase	Line
Test Mode	USB copy(EUT with PC)+Idle+ Earphone		
Note	USB Cable:Luxshare+Battery:SCUD+Earphone:Lianchuang		
Test Engineer	Kevin Li		



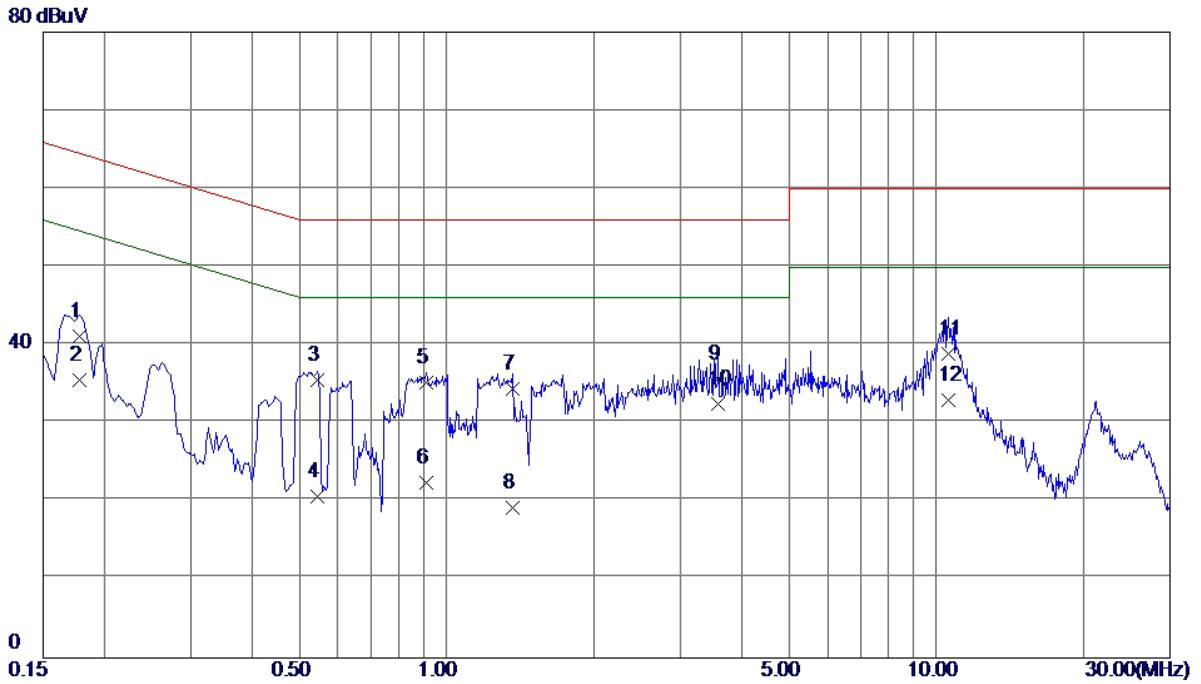
No.	Freq. MHz	Reading Level dBuV	Correct Factor dB	Measure ment dBuV	Limit dBuV	Margin dB	Detector
1	0.1700	31.90	9.57	41.47	64.96	-23.49	QP
2	0.1700	26.50	9.57	36.07	54.96	-18.89	AVG
3	0.2620	25.70	9.57	35.27	61.37	-26.10	QP
4	0.2620	19.20	9.57	28.77	51.37	-22.60	AVG
5	0.5460	25.70	9.69	35.39	56.00	-20.61	QP
6	0.5460	10.80	9.69	20.49	46.00	-25.51	AVG
7	0.9100	25.10	9.83	34.93	56.00	-21.07	QP
8	0.9100	12.30	9.83	22.13	46.00	-23.87	AVG
9	3.5900	25.20	10.34	35.54	56.00	-20.46	QP
10 *	3.5900	22.30	10.34	32.64	46.00	-13.36	AVG
11	10.5659	23.40	10.51	33.91	60.00	-26.09	QP
12	10.5659	13.00	10.51	23.51	50.00	-26.49	AVG

EUT	Smart Phone	Model Name	CRO-L03
Temperature	24°C	Relative Humidity	60%
Test Voltage	AC 120V/60Hz	Phase	Neutral
Test Mode	USB copy(EUT with PC)+Idle+ Earphone		
Note	USB Cable:Luxshare+Battery:SCUD+Earphone:Lianchuang		
Test Engineer	Kevin Li		



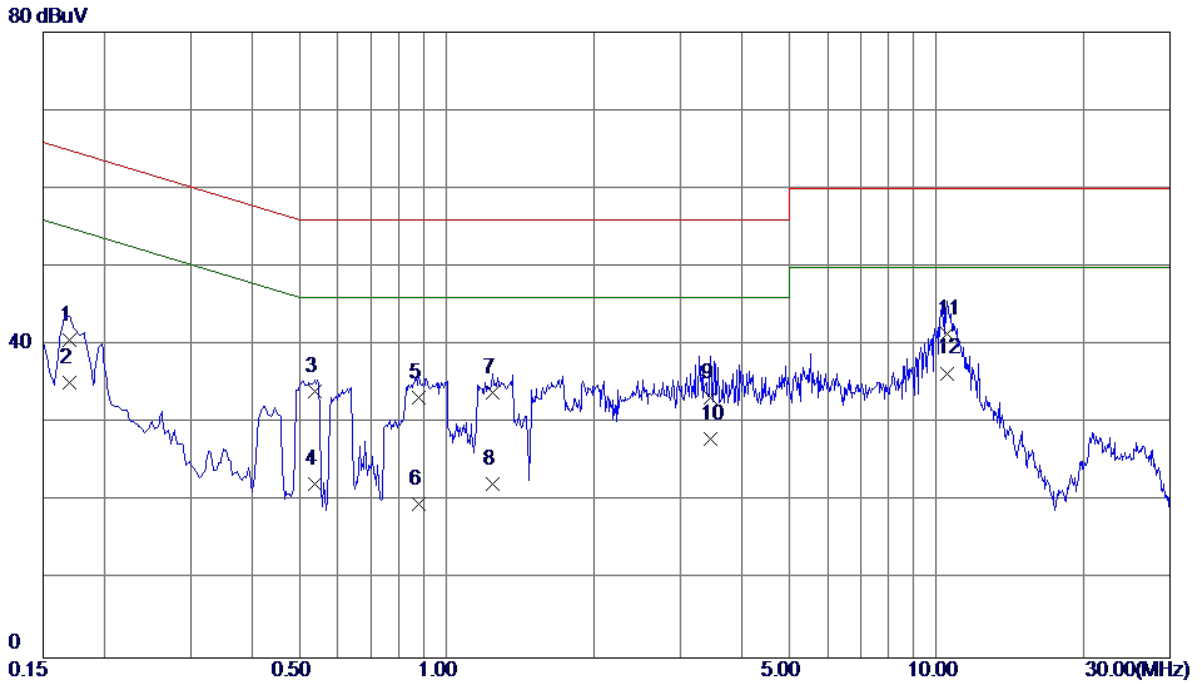
No.	Freq. MHz	Reading Level dBuV	Correct Factor dB	Measure ment dBuV	Limit dBuV	Margin dB	Detector
1	0.1660	35.10	9.49	44.59	65.16	-20.57	QP
2	0.1660	27.50	9.49	36.99	55.16	-18.17	AVG
3	0.5460	25.00	9.49	34.49	56.00	-21.51	QP
4	0.5460	10.60	9.49	20.09	46.00	-25.91	AVG
5	0.9100	25.50	9.73	35.23	56.00	-20.77	QP
6	0.9100	12.60	9.73	22.33	46.00	-23.67	AVG
7	3.5260	25.30	10.03	35.33	56.00	-20.67	QP
8 *	3.5260	21.60	10.03	31.63	46.00	-14.37	AVG
9	5.5500	22.40	10.23	32.63	60.00	-27.37	QP
10	5.5500	16.80	10.23	27.03	50.00	-22.97	AVG
11	10.7460	25.30	10.61	35.91	60.00	-24.09	QP
12	10.7460	15.60	10.61	26.21	50.00	-23.79	AVG

EUT	Smart Phone	Model Name	CRO-L03
Temperature	24°C	Relative Humidity	60%
Test Voltage	AC 120V/60Hz	Phase	Line
Test Mode	USB copy(EUT with PC)+Idle+ Earphone		
Note	USB Cable:FOXCONN+Battery:Desay+Earphone:QUANCHENG		
Test Engineer	Kevin Li		



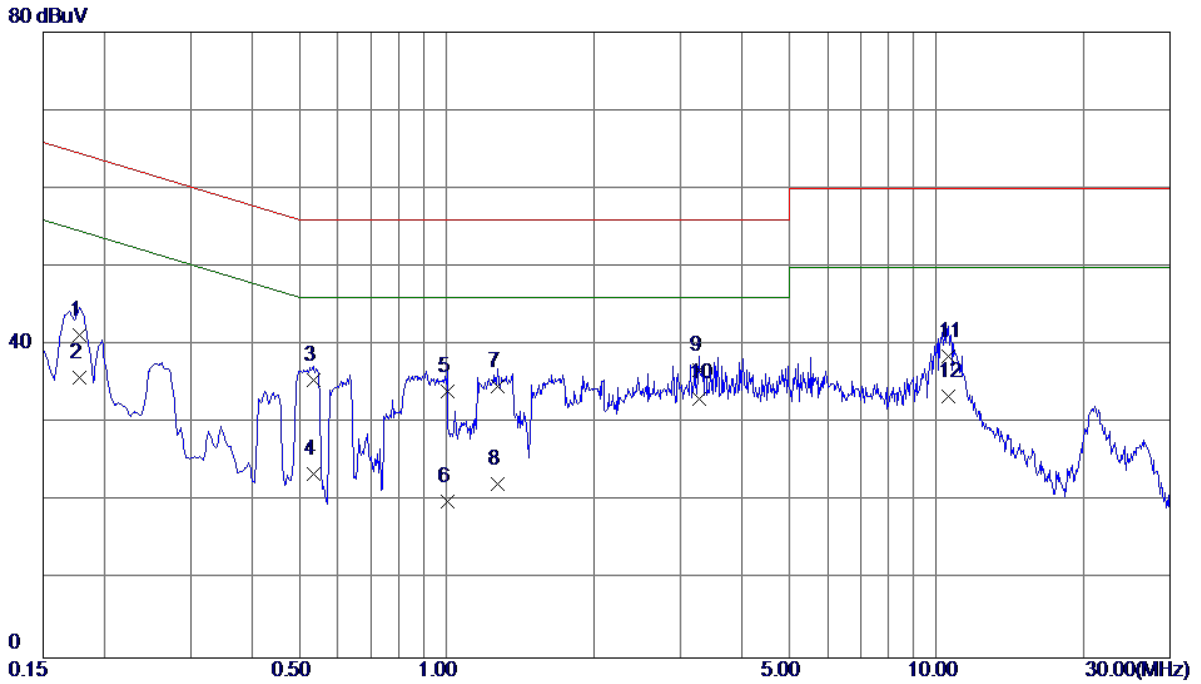
No.	Freq. MHz	Reading Level dBuV	Correct Factor dB	Measurement dBuV	Limit dBuV	Margin dB	Detector
1	0.1780	31.50	9.57	41.07	64.58	-23.51	QP
2	0.1780	26.00	9.57	35.57	54.58	-19.01	AVG
3	0.5460	25.90	9.69	35.59	56.00	-20.41	QP
4	0.5460	10.90	9.69	20.59	46.00	-25.41	AVG
5	0.9100	25.30	9.83	35.13	56.00	-20.87	QP
6	0.9100	12.60	9.83	22.43	46.00	-23.57	AVG
7	1.3660	24.51	9.92	34.43	56.00	-21.57	QP
8	1.3660	9.31	9.92	19.23	46.00	-26.77	AVG
9	3.5900	25.30	10.34	35.64	56.00	-20.36	QP
10 *	3.5900	22.20	10.34	32.54	46.00	-13.46	AVG
11	10.5820	28.40	10.51	38.91	60.00	-21.09	QP
12	10.5820	22.50	10.51	33.01	50.00	-16.99	AVG

EUT	Smart Phone	Model Name	CRO-L03
Temperature	24°C	Relative Humidity	60%
Test Voltage	AC 120V/60Hz	Phase	Neutral
Test Mode	USB copy(EUT with PC)+Idle+ Earphone		
Note	USB Cable:FOXCONN+Battery:Desay+Earphone:QUANCHENG		
Test Engineer	Kevin Li		



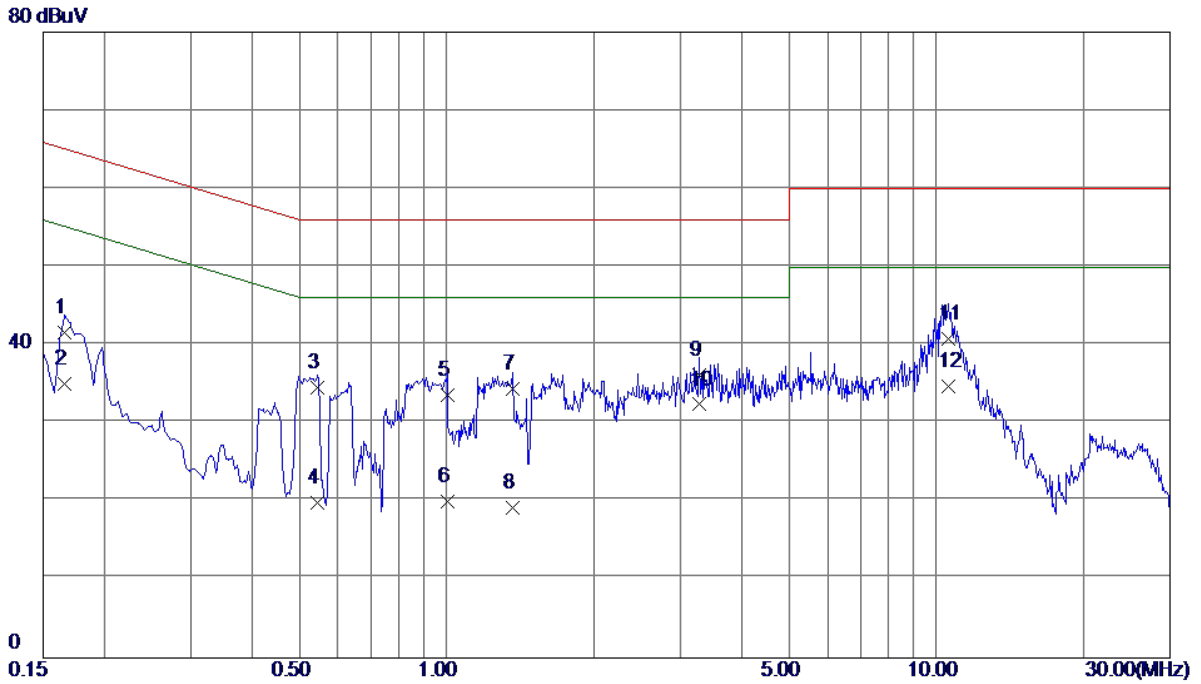
No.	Freq. MHz	Reading Level dBuV	Correct Factor dB	Measurement dBuV	Limit dBuV	Margin dB	Detector
1	0.1700	31.20	9.47	40.67	64.96	-24.29	QP
2	0.1700	25.80	9.47	35.27	54.96	-19.69	AVG
3	0.5380	24.60	9.49	34.09	56.00	-21.91	QP
4	0.5380	12.80	9.49	22.29	46.00	-23.71	AVG
5	0.8780	23.50	9.71	33.21	56.00	-22.79	QP
6	0.8780	10.00	9.71	19.71	46.00	-26.29	AVG
7	1.2420	24.20	9.76	33.96	56.00	-22.04	QP
8	1.2420	12.50	9.76	22.26	46.00	-23.74	AVG
9	3.4620	23.30	10.02	33.32	56.00	-22.68	QP
10	3.4620	18.00	10.02	28.02	46.00	-17.98	AVG
11	10.5219	30.90	10.60	41.50	60.00	-18.50	QP
12 *	10.5219	25.80	10.60	36.40	50.00	-13.60	AVG

EUT	Smart Phone	Model Name	CRO-L03
Temperature	24°C	Relative Humidity	60%
Test Voltage	AC 120V/60Hz	Phase	Line
Test Mode	USB copy(EUT with PC)+Idle+ Earphone		
Note	USB Cable:HONGLIN+Battery:SCUD+Earphone:MERRY		
Test Engineer	Kevin Li		



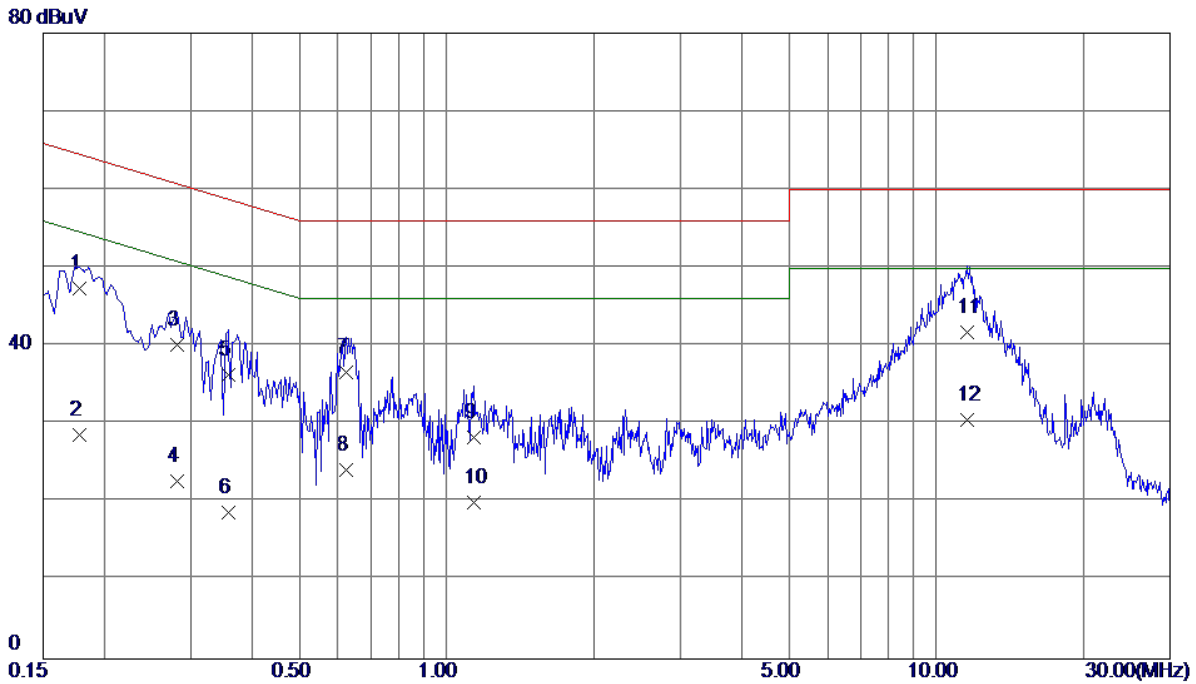
No.	Freq. MHz	Reading Level dBuV	Correct Factor dB	Measurement dBuV	Limit dBuV	Margin dB	Detector
1	0.1780	31.70	9.57	41.27	64.58	-23.31	QP
2	0.1780	26.30	9.57	35.87	54.58	-18.71	AVG
3	0.5340	25.90	9.69	35.59	56.00	-20.41	QP
4	0.5340	13.80	9.69	23.49	46.00	-22.51	AVG
5	1.0020	24.30	9.84	34.14	56.00	-21.86	QP
6	1.0020	10.10	9.84	19.94	46.00	-26.06	AVG
7	1.2740	24.90	9.88	34.78	56.00	-21.22	QP
8	1.2740	12.40	9.88	22.28	46.00	-23.72	AVG
9	3.2740	26.50	10.30	36.80	56.00	-19.20	QP
10 *	3.2740	22.90	10.30	33.20	46.00	-12.80	AVG
11	10.5940	28.10	10.51	38.61	60.00	-21.39	QP
12	10.5940	22.90	10.51	33.41	50.00	-16.59	AVG

EUT	Smart Phone	Model Name	CRO-L03
Temperature	24°C	Relative Humidity	60%
Test Voltage	AC 120V/60Hz	Phase	Neutral
Test Mode	USB copy(EUT with PC)+Idle+ Earphone		
Note	USB Cable:HONGLIN+Battery:SCUD+Earphone:MERRY		
Test Engineer	Kevin Li		



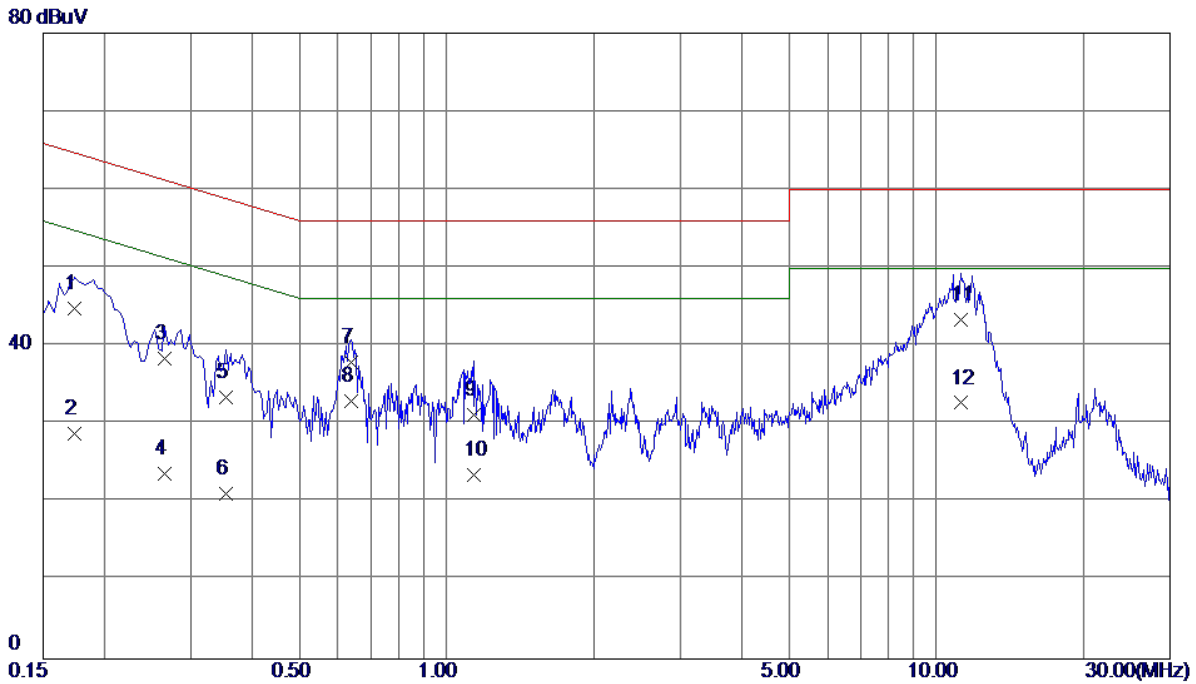
No.	Freq. MHz	Reading Level dBuV	Correct Factor dB	Measurement dBuV	Limit dBuV	Margin dB	Detector
1	0.1660	32.10	9.49	41.59	65.16	-23.57	QP
2	0.1660	25.60	9.49	35.09	55.16	-20.07	AVG
3	0.5460	25.10	9.49	34.59	56.00	-21.41	QP
4	0.5460	10.40	9.49	19.89	46.00	-26.11	AVG
5	1.0020	23.90	9.74	33.64	56.00	-22.36	QP
6	1.0020	10.20	9.74	19.94	46.00	-26.06	AVG
7	1.3660	24.60	9.77	34.37	56.00	-21.63	QP
8	1.3660	9.40	9.77	19.17	46.00	-26.83	AVG
9	3.2740	26.20	10.00	36.20	56.00	-19.80	QP
10 *	3.2740	22.40	10.00	32.40	46.00	-13.60	AVG
11	10.5900	30.20	10.60	40.80	60.00	-19.20	QP
12	10.5900	24.10	10.60	34.70	50.00	-15.30	AVG

EUT	Smart Phone	Model Name	CRO-L03
Temperature	24°C	Relative Humidity	60%
Test Voltage	AC 120V/60Hz	Phase	Line
Test Mode	Adapter+Idle+BT+WIFI+GPS+Camera on+Earphone		
Note	Adapter:PHITEK+USB Cable:Luxshare+Battery: SCUD+Earphone:Lianchuang		
Test Engineer	Kevin Li		



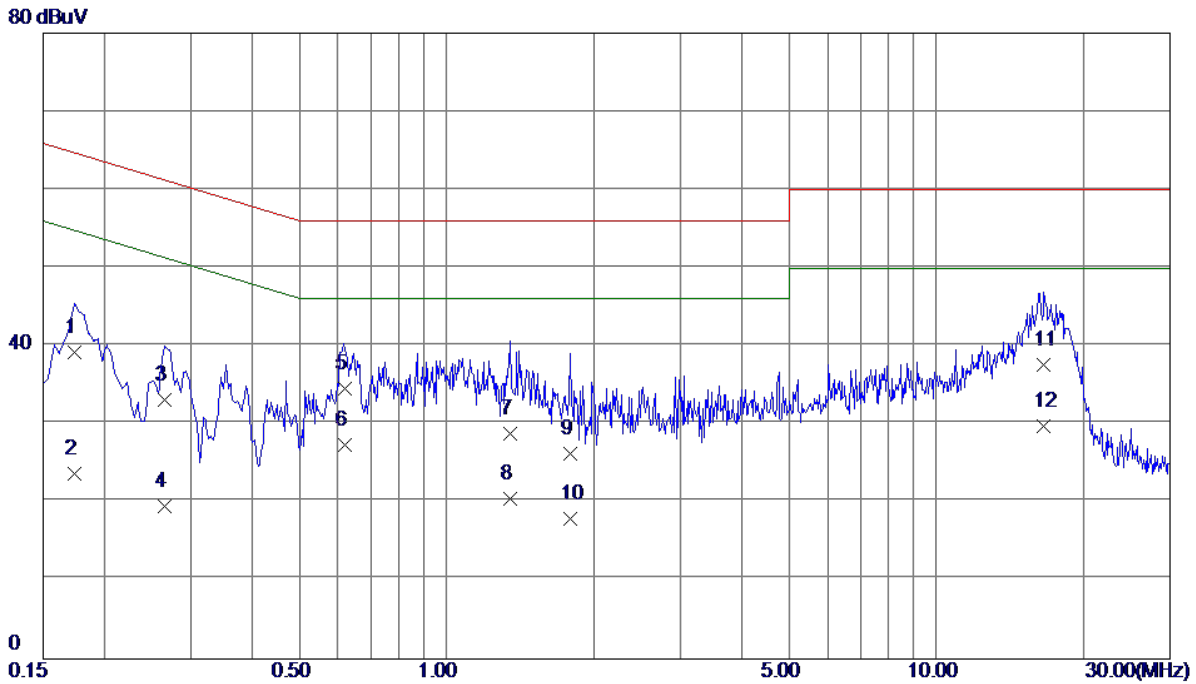
No.	Freq. MHz	Reading Level dBuV	Correct Factor dB	Measure ment dBuV	Limit dBuV	Margin dB	Detector
1 *	0.1780	37.80	9.57	47.37	64.58	-17.21	QP
2	0.1780	19.00	9.57	28.57	54.58	-26.01	AVG
3	0.2819	30.60	9.58	40.18	60.76	-20.58	QP
4	0.2819	13.10	9.58	22.68	50.76	-28.08	AVG
5	0.3580	26.80	9.58	36.38	58.77	-22.39	QP
6	0.3580	9.10	9.58	18.68	48.77	-30.09	AVG
7	0.6220	27.00	9.70	36.70	56.00	-19.30	QP
8	0.6220	14.40	9.70	24.10	46.00	-21.90	AVG
9	1.1380	18.40	9.85	28.25	56.00	-27.75	QP
10	1.1380	10.10	9.85	19.95	46.00	-26.05	AVG
11	11.5460	31.20	10.55	41.75	60.00	-18.25	QP
12	11.5460	20.00	10.55	30.55	50.00	-19.45	AVG

EUT	Smart Phone	Model Name	CRO-L03
Temperature	24°C	Relative Humidity	60%
Test Voltage	AC 120V/60Hz	Phase	Neutral
Test Mode	Adapter+Idle+BT+WIFI+GPS+Camera on+Earphone		
Note	Adapter:PHITEK+USB Cable:Luxshare+Battery: SCUD+Earphone:Lianchuang		
Test Engineer	Kevin Li		



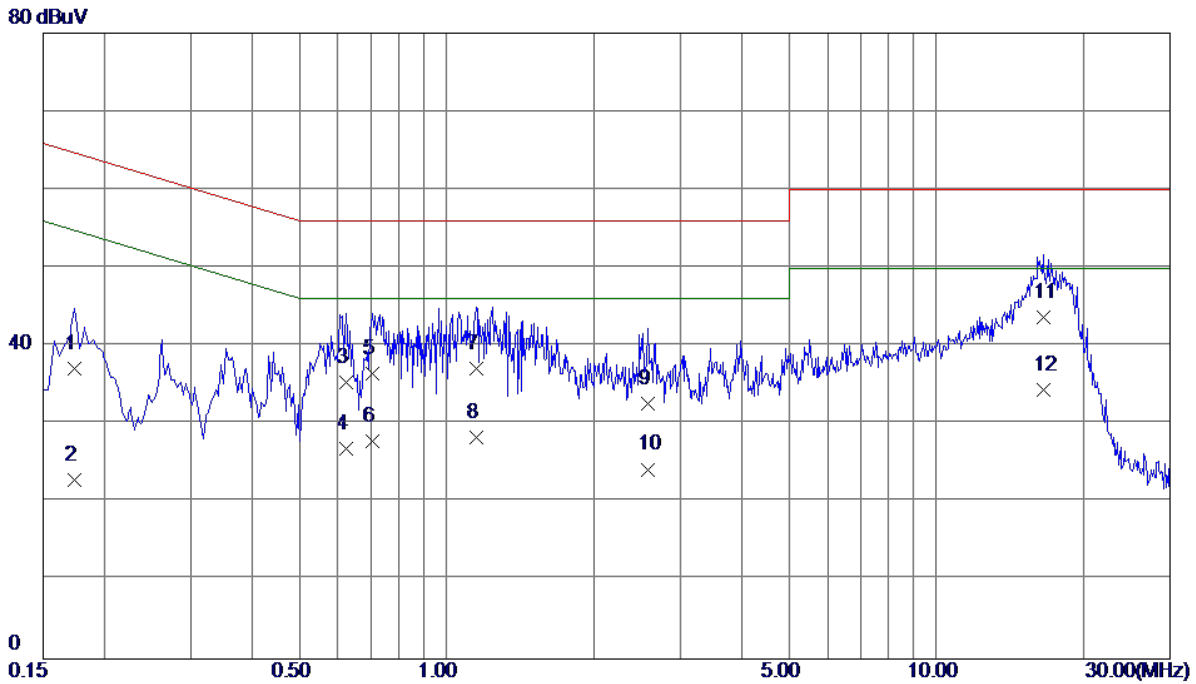
No.	Freq. MHz	Reading Level dBuV	Correct Factor dB	Measure ment dBuV	Limit dBuV	Margin dB	Detector
1	0.1740	35.30	9.48	44.78	64.77	-19.99	QP
2	0.1740	19.30	9.48	28.78	54.77	-25.99	AVG
3	0.2660	28.80	9.57	38.37	61.24	-22.87	QP
4	0.2660	14.10	9.57	23.67	51.24	-27.57	AVG
5	0.3540	23.80	9.57	33.37	58.87	-25.50	QP
6	0.3540	11.60	9.57	21.17	48.87	-27.70	AVG
7	0.6380	28.40	9.50	37.90	56.00	-18.10	QP
8 *	0.6380	23.40	9.50	32.90	46.00	-13.10	AVG
9	1.1340	21.40	9.75	31.15	56.00	-24.85	QP
10	1.1340	13.80	9.75	23.55	46.00	-22.45	AVG
11	11.2380	32.70	10.62	43.32	60.00	-16.68	QP
12	11.2380	22.10	10.62	32.72	50.00	-17.28	AVG

EUT	Smart Phone	Model Name	CRO-L03
Temperature	24°C	Relative Humidity	60%
Test Voltage	AC 120V/60Hz	Phase	Line
Test Mode	Adapter+Idle+BT+WIFI+GPS+Camera on+Earphone		
Note	Adapter:Huntkey+USB Cable:Luxshare+Battery: SCUD+Earphone:Lianchuang		
Test Engineer	Kevin Li		



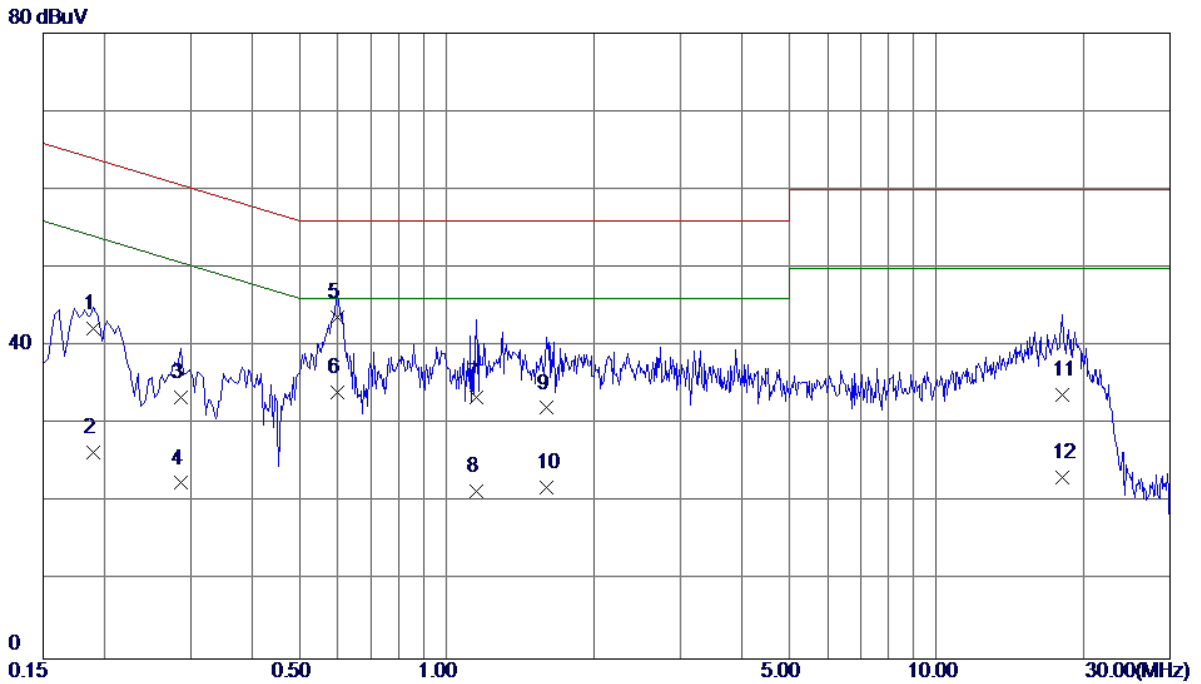
No.	Freq. MHz	Reading Level dBuV	Correct Factor dB	Measure ment dBuV	Limit dBuV	Margin dB	Detector
1	0.1740	29.60	9.57	39.17	64.77	-25.60	QP
2	0.1740	14.10	9.57	23.67	54.77	-31.10	AVG
3	0.2660	23.50	9.57	33.07	61.24	-28.17	QP
4	0.2660	9.90	9.57	19.47	51.24	-31.77	AVG
5	0.6180	24.80	9.70	34.50	56.00	-21.50	QP
6 *	0.6180	17.60	9.70	27.30	46.00	-18.70	AVG
7	1.3500	18.90	9.91	28.81	56.00	-27.19	QP
8	1.3500	10.50	9.91	20.41	46.00	-25.59	AVG
9	1.7900	16.30	10.00	26.30	56.00	-29.70	QP
10	1.7900	7.90	10.00	17.90	46.00	-28.10	AVG
11	16.6020	26.80	10.73	37.53	60.00	-22.47	QP
12	16.6020	19.00	10.73	29.73	50.00	-20.27	AVG

EUT	Smart Phone	Model Name	CRO-L03
Temperature	24°C	Relative Humidity	60%
Test Voltage	AC 120V/60Hz	Phase	Neutral
Test Mode	Adapter+Idle+BT+WIFI+GPS+Camera on+Earphone		
Note	Adapter:Huntkey+USB Cable:Luxshare+Battery: SCUD+Earphone:Lianchuang		
Test Engineer	Kevin Li		



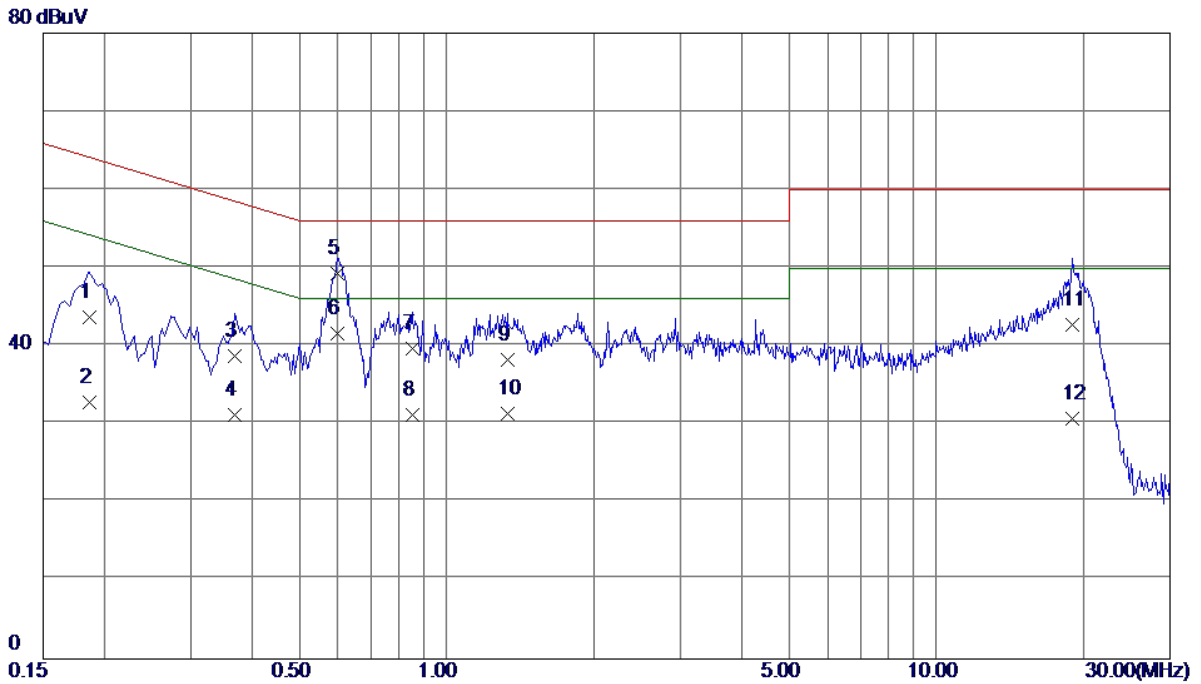
No.	Freq. MHz	Reading Level dBuV	Correct Factor dB	Measurement dBuV	Limit dBuV	Margin dB	Detector
1	0.1740	27.60	9.48	37.08	64.77	-27.69	QP
2	0.1740	13.40	9.48	22.88	54.77	-31.89	AVG
3	0.6220	25.90	9.50	35.40	56.00	-20.60	QP
4	0.6220	17.40	9.50	26.90	46.00	-19.10	AVG
5	0.7060	27.00	9.52	36.52	56.00	-19.48	QP
6	0.7060	18.30	9.52	27.82	46.00	-18.18	AVG
7	1.1500	27.40	9.75	37.15	56.00	-18.85	QP
8	1.1500	18.50	9.75	28.25	46.00	-17.75	AVG
9	2.5740	22.70	9.94	32.64	56.00	-23.36	QP
10	2.5740	14.30	9.94	24.24	46.00	-21.76	AVG
11	16.5500	33.00	10.76	43.76	60.00	-16.24	QP
12 *	16.5500	23.70	10.76	34.46	50.00	-15.54	AVG

EUT	Smart Phone	Model Name	CRO-L03
Temperature	24°C	Relative Humidity	60%
Test Voltage	AC 120V/60Hz	Phase	Line
Test Mode	Adapter+Idle+BT+WIFI+GPS+Camera on+Earphone		
Note	Adapter:BYD+USB Cable:Luxshare+Battery: SCUD+Earphone:Lianchuang		
Test Engineer	Kevin Li		



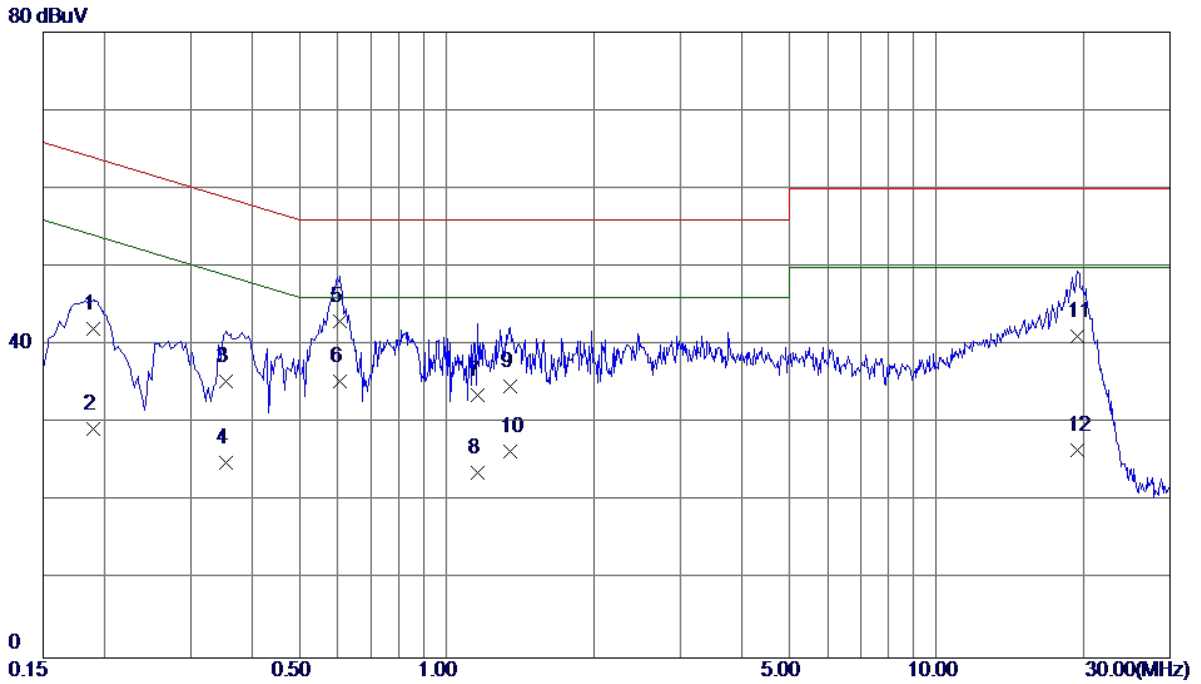
No.	Freq. MHz	Reading Level dBuV	Correct Factor dB	Measure ment dBuV	Limit dBuV	Margin dB	Detector
1	0.1900	32.70	9.57	42.27	64.04	-21.77	QP
2	0.1900	16.90	9.57	26.47	54.04	-27.57	AVG
3	0.2860	23.80	9.58	33.38	60.64	-27.26	QP
4	0.2860	12.90	9.58	22.48	50.64	-28.16	AVG
5	0.5980	34.00	9.70	43.70	56.00	-12.30	QP
6 *	0.5980	24.40	9.70	34.10	46.00	-11.90	AVG
7	1.1500	23.60	9.85	33.45	56.00	-22.55	QP
8	1.1500	11.60	9.85	21.45	46.00	-24.55	AVG
9	1.5980	22.10	9.98	32.08	56.00	-23.92	QP
10	1.5980	12.00	9.98	21.98	46.00	-24.02	AVG
11	18.0580	23.00	10.76	33.76	60.00	-26.24	QP
12	18.0580	12.50	10.76	23.26	50.00	-26.74	AVG

EUT	Smart Phone	Model Name	CRO-L03
Temperature	24°C	Relative Humidity	60%
Test Voltage	AC 120V/60Hz	Phase	Neutral
Test Mode	Adapter+Idle+BT+WIFI+GPS+Camera on+Earphone		
Note	Adapter:BYD+USB Cable:Luxshare+Battery: SCUD+Earphone:Lianchuang		
Test Engineer	Kevin Li		



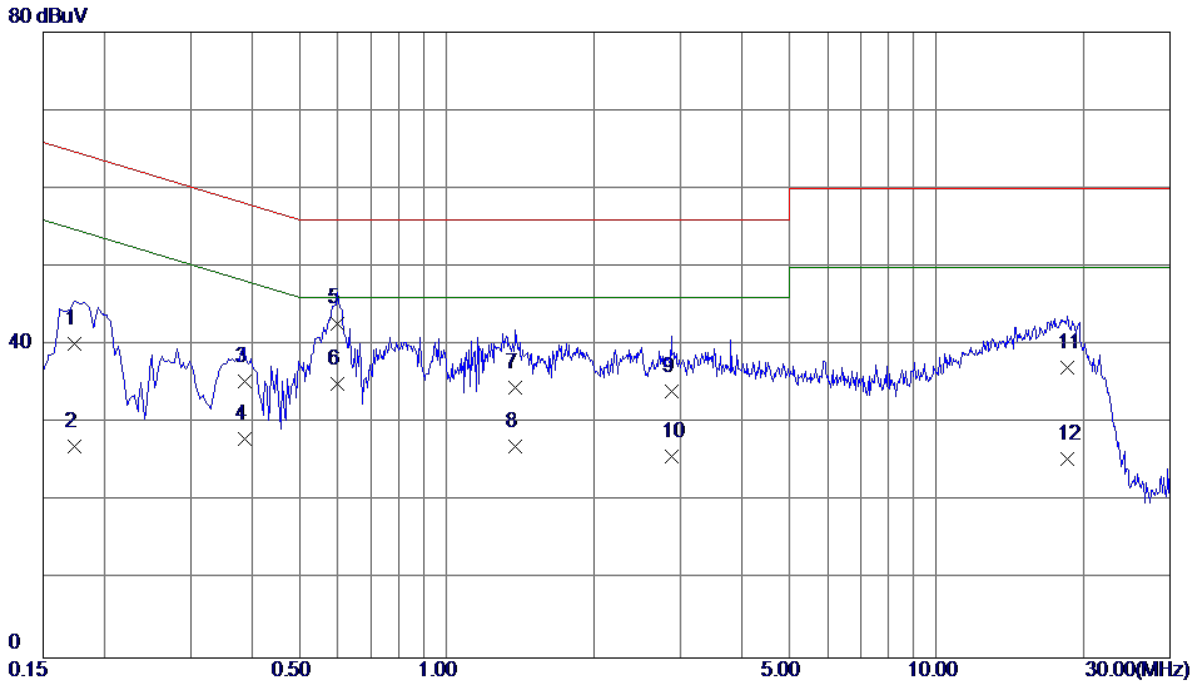
No.	Freq. MHz	Reading Level dBuV	Correct Factor dB	Measure ment dBuV	Limit dBuV	Margin dB	Detector
1	0.1860	34.20	9.52	43.72	64.21	-20.49	QP
2	0.1860	23.30	9.52	32.82	54.21	-21.39	AVG
3	0.3700	29.20	9.54	38.74	58.50	-19.76	QP
4	0.3700	21.60	9.54	31.14	48.50	-17.36	AVG
5	0.5980	39.70	9.50	49.20	56.00	-6.80	QP
6 *	0.5980	32.10	9.50	41.60	46.00	-4.40	AVG
7	0.8500	30.01	9.67	39.68	56.00	-16.32	QP
8	0.8500	21.51	9.67	31.18	46.00	-14.82	AVG
9	1.3300	28.50	9.76	38.26	56.00	-17.74	QP
10	1.3300	21.60	9.76	31.36	46.00	-14.64	AVG
11	18.9500	31.80	10.86	42.66	60.00	-17.34	QP
12	18.9500	19.90	10.86	30.76	50.00	-19.24	AVG

EUT	Smart Phone	Model Name	CRO-L03
Temperature	24°C	Relative Humidity	60%
Test Voltage	AC 120V/60Hz	Phase	Line
Test Mode	Adapter+Idle+Playing+Speaker		
Note	Adapter:BYD+USB Cable:Luxshare+Battery:SCUD		
Test Engineer	Kevin Li		



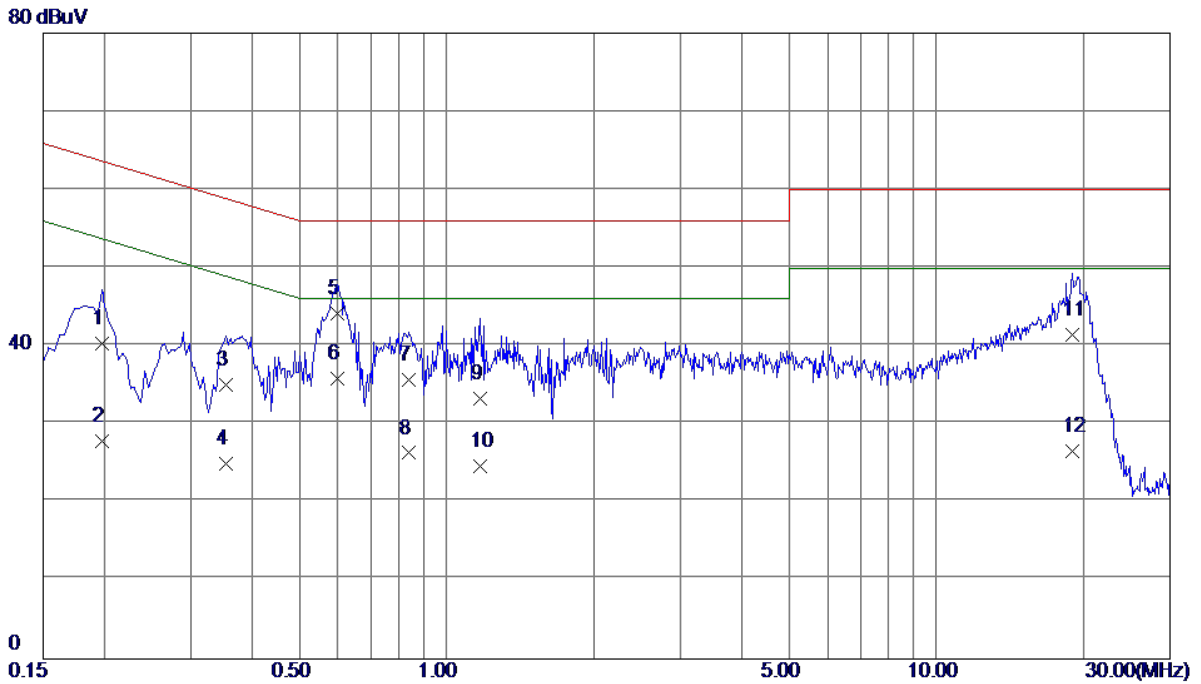
No.	Freq. MHz	Reading Level dBuV	Correct Factor dB	Measurement dBuV	Limit dBuV	Margin dB	Detector
1	0.1900	32.50	9.57	42.07	64.04	-21.97	QP
2	0.1900	19.70	9.57	29.27	54.04	-24.77	AVG
3	0.3540	25.80	9.58	35.38	58.87	-23.49	QP
4	0.3540	15.40	9.58	24.98	48.87	-23.89	AVG
5	0.6060	33.40	9.70	43.10	56.00	-12.90	QP
6 *	0.6060	25.70	9.70	35.40	46.00	-10.60	AVG
7	1.1580	23.70	9.85	33.55	56.00	-22.45	QP
8	1.1580	13.80	9.85	23.65	46.00	-22.35	AVG
9	1.3500	24.80	9.91	34.71	56.00	-21.29	QP
10	1.3500	16.50	9.91	26.41	46.00	-19.59	AVG
11	19.4500	30.40	10.79	41.19	60.00	-18.81	QP
12	19.4500	15.80	10.79	26.59	50.00	-23.41	AVG

EUT	Smart Phone	Model Name	CRO-L03
Temperature	24°C	Relative Humidity	60%
Test Voltage	AC 120V/60Hz	Phase	Neutral
Test Mode	Adapter+Idle+Playing+Speaker		
Note	Adapter:BYD+USB Cable:Luxshare+Battery:SCUD		
Test Engineer	Kevin Li		



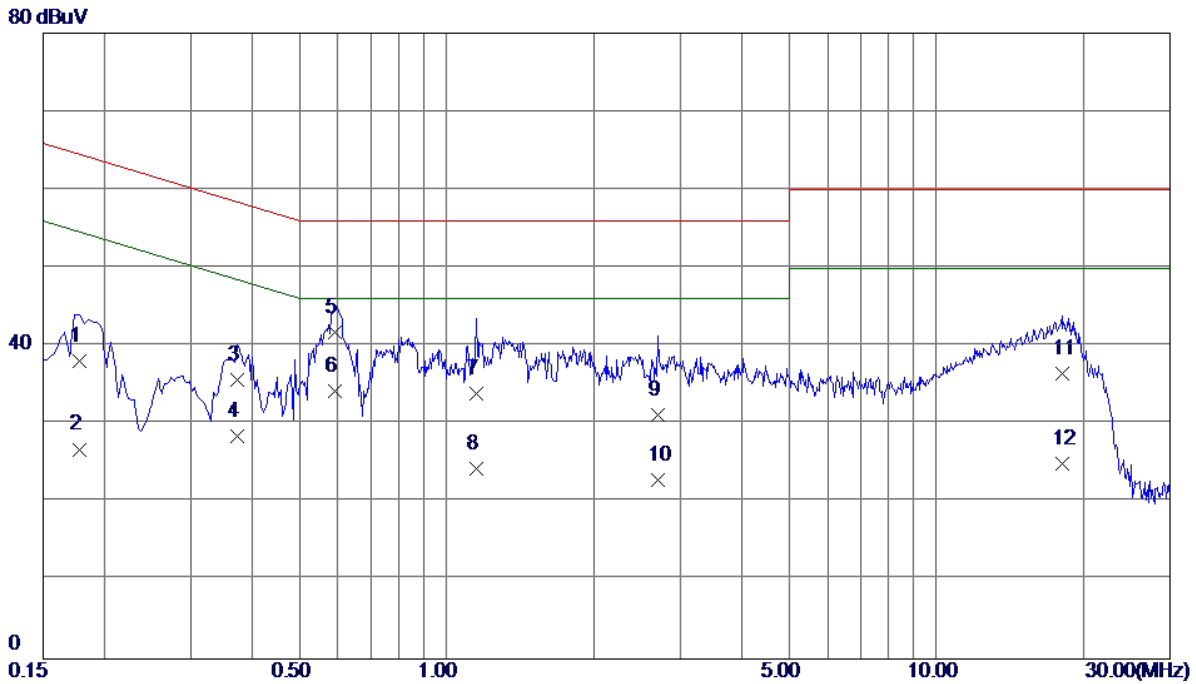
No.	Freq. MHz	Reading Level dBuV	Correct Factor dB	Measure ment dBuV	Limit dBuV	Margin dB	Detector
1	0.1740	30.70	9.48	40.18	64.77	-24.59	QP
2	0.1740	17.60	9.48	27.08	54.77	-27.69	AVG
3	0.3860	25.80	9.51	35.31	58.15	-22.84	QP
4	0.3860	18.50	9.51	28.01	48.15	-20.14	AVG
5	0.5980	33.30	9.50	42.80	56.00	-13.20	QP
6 *	0.5980	25.50	9.50	35.00	46.00	-11.00	AVG
7	1.3820	24.80	9.77	34.57	56.00	-21.43	QP
8	1.3820	17.30	9.77	27.07	46.00	-18.93	AVG
9	2.8820	24.10	9.95	34.05	56.00	-21.95	QP
10	2.8820	15.80	9.95	25.75	46.00	-20.25	AVG
11	18.5020	26.30	10.84	37.14	60.00	-22.86	QP
12	18.5020	14.60	10.84	25.44	50.00	-24.56	AVG

EUT	Smart Phone	Model Name	CRO-L03
Temperature	24°C	Relative Humidity	60%
Test Voltage	AC 120V/60Hz	Phase	Line
Test Mode	Adapter+Traffic (GSM)+ Earphone		
Note	Adapter:BYD+USB Cable:Luxshare+Battery: SCUD+Earphone:Lianchuang		
Test Engineer	Kevin Li		



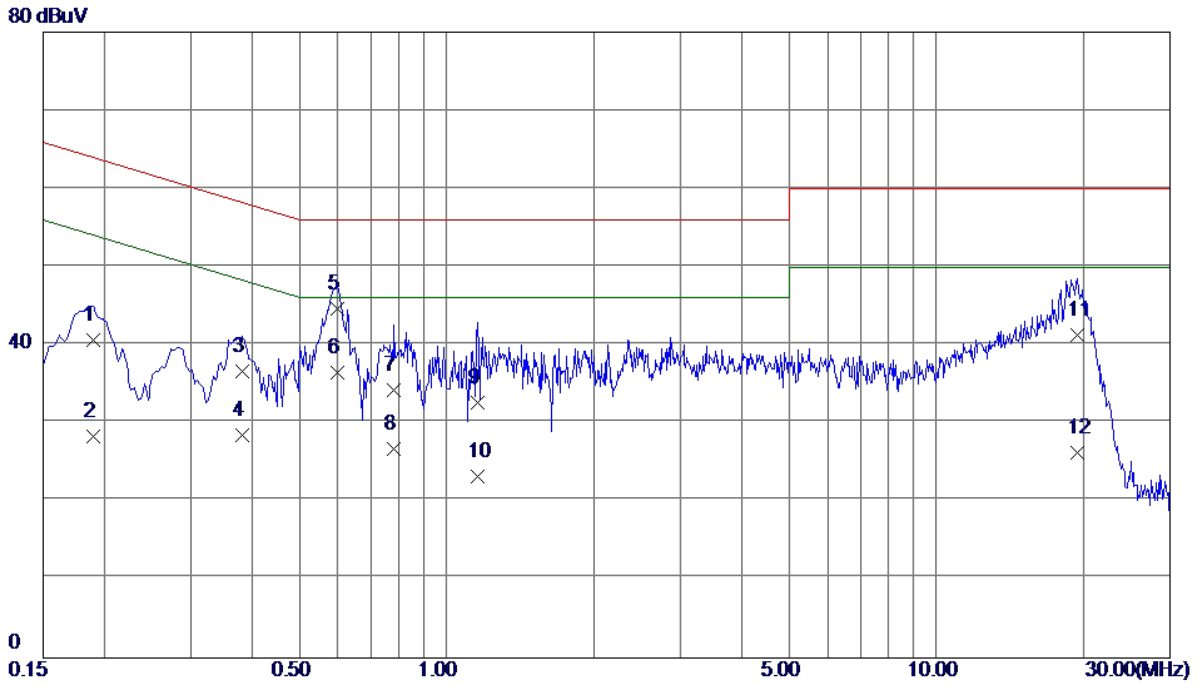
No.	Freq. MHz	Reading Level dBuV	Correct Factor dB	Measure ment dBuV	Limit dBuV	Margin dB	Detector
1	0.1980	30.70	9.57	40.27	63.69	-23.42	QP
2	0.1980	18.30	9.57	27.87	53.69	-25.82	AVG
3	0.3540	25.50	9.58	35.08	58.87	-23.79	QP
4	0.3540	15.40	9.58	24.98	48.87	-23.89	AVG
5	0.5980	34.50	9.70	44.20	56.00	-11.80	QP
6 *	0.5980	26.20	9.70	35.90	46.00	-10.10	AVG
7	0.8380	25.90	9.82	35.72	56.00	-20.28	QP
8	0.8380	16.50	9.82	26.32	46.00	-19.68	AVG
9	1.1700	23.40	9.85	33.25	56.00	-22.75	QP
10	1.1700	14.80	9.85	24.65	46.00	-21.35	AVG
11	18.9340	30.60	10.78	41.38	60.00	-18.62	QP
12	18.9340	15.80	10.78	26.58	50.00	-23.42	AVG

EUT	Smart Phone	Model Name	CRO-L03
Temperature	24°C	Relative Humidity	60%
Test Voltage	AC 120V/60Hz	Phase	Neutral
Test Mode	Adapter+Traffic (GSM)+ Earphone		
Note	Adapter:BYD+USB Cable:Luxshare+Battery: SCUD+Earphone:Lianchuang		
Test Engineer	Kevin Li		



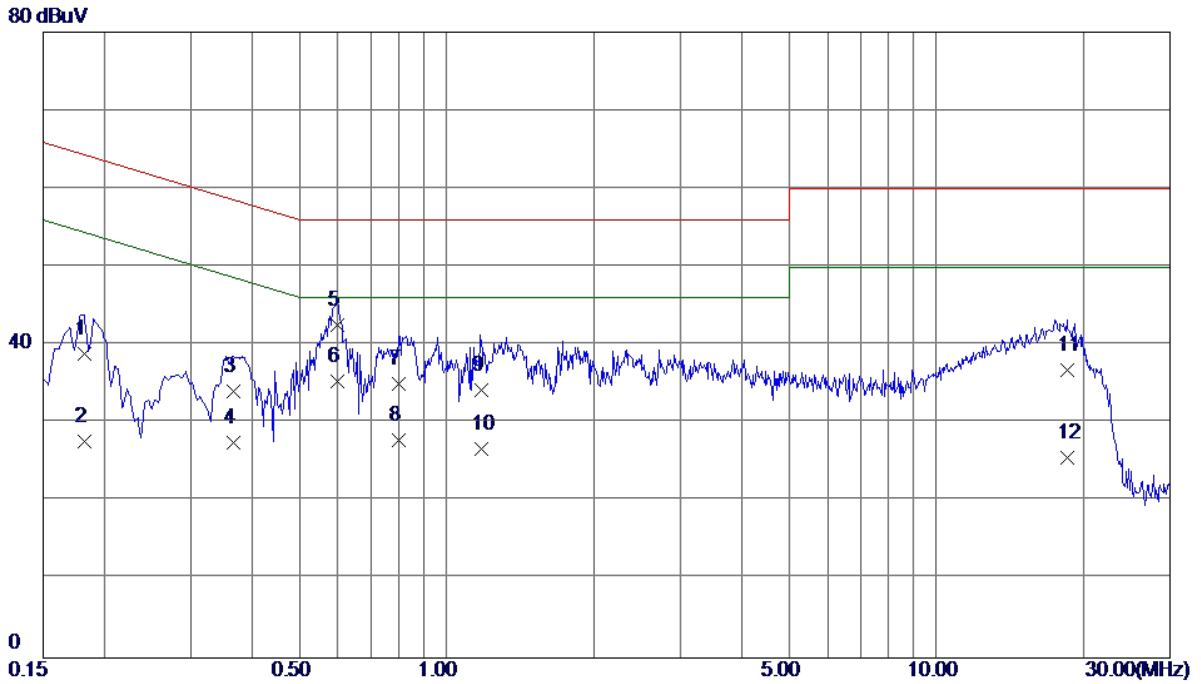
No.	Freq. MHz	Reading Level dBuV	Correct Factor dB	Measure ment dBuV	Limit dBuV	Margin dB	Detector
1	0.1780	28.60	9.50	38.10	64.58	-26.48	QP
2	0.1780	17.30	9.50	26.80	54.58	-27.78	AVG
3	0.3740	26.20	9.53	35.73	58.41	-22.68	QP
4	0.3740	19.00	9.53	28.53	48.41	-19.88	AVG
5	0.5899	32.30	9.50	41.80	56.00	-14.20	QP
6 *	0.5899	24.80	9.50	34.30	46.00	-11.70	AVG
7	1.1500	24.10	9.75	33.85	56.00	-22.15	QP
8	1.1500	14.60	9.75	24.35	46.00	-21.65	AVG
9	2.7060	21.30	9.95	31.25	56.00	-24.75	QP
10	2.7060	12.90	9.95	22.85	46.00	-23.15	AVG
11	18.0300	25.60	10.82	36.42	60.00	-23.58	QP
12	18.0300	14.10	10.82	24.92	50.00	-25.08	AVG

EUT	Smart Phone	Model Name	CRO-L03
Temperature	24°C	Relative Humidity	60%
Test Voltage	AC 120V/60Hz	Phase	Line
Test Mode	Adapter+Traffic (WCDMA)		
Note	Adapter:BYD+USB Cable:Luxshare+Battery:SCUD		
Test Engineer	Kevin Li		



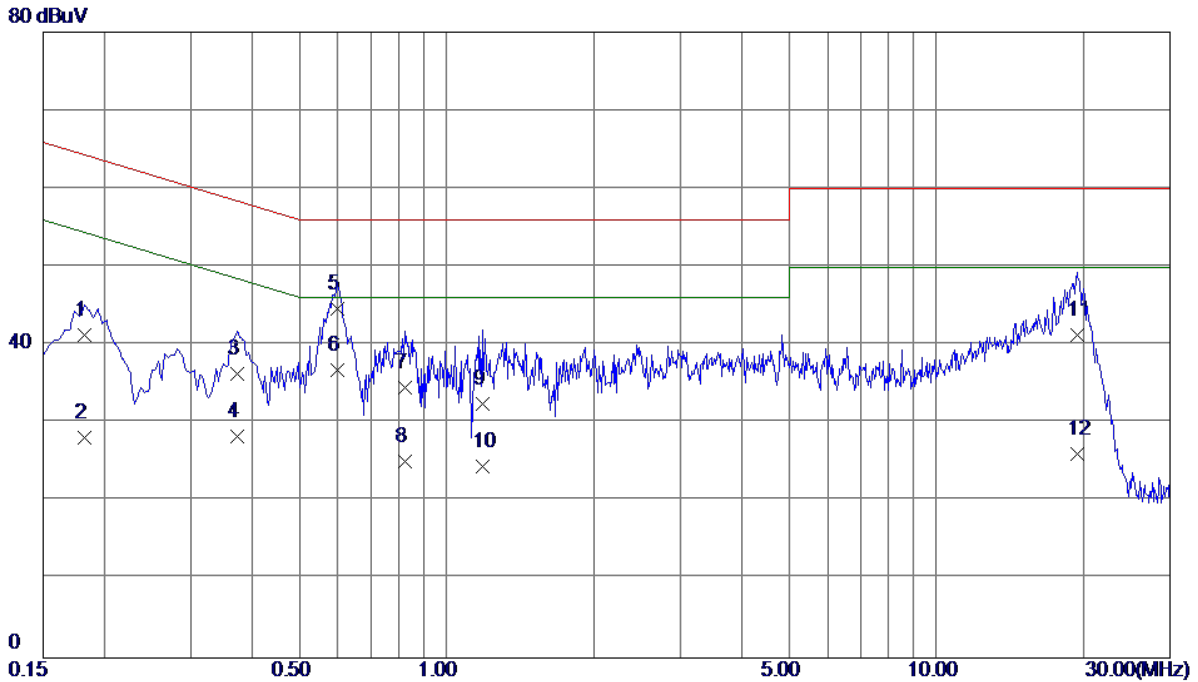
No.	Freq. MHz	Reading Level dBuV	Correct Factor dB	Measurement dBuV	Limit dBuV	Margin dB	Detector
1	0.1900	31.10	9.57	40.67	64.04	-23.37	QP
2	0.1900	18.70	9.57	28.27	54.04	-25.77	AVG
3	0.3820	27.00	9.58	36.58	58.24	-21.66	QP
4	0.3820	18.90	9.58	28.48	48.24	-19.76	AVG
5	0.5980	34.90	9.70	44.60	56.00	-11.40	QP
6 *	0.5980	26.80	9.70	36.50	46.00	-9.50	AVG
7	0.7820	24.50	9.80	34.30	56.00	-21.70	QP
8	0.7820	16.90	9.80	26.70	46.00	-19.30	AVG
9	1.1580	22.80	9.85	32.65	56.00	-23.35	QP
10	1.1580	13.30	9.85	23.15	46.00	-22.85	AVG
11	19.3860	30.50	10.79	41.29	60.00	-18.71	QP
12	19.3860	15.50	10.79	26.29	50.00	-23.71	AVG

EUT	Smart Phone	Model Name	CRO-L03
Temperature	24°C	Relative Humidity	60%
Test Voltage	AC 120V/60Hz	Phase	Neutral
Test Mode	Adapter+Traffic (WCDMA)		
Note	Adapter:BYD+USB Cable:Luxshare+Battery:SCUD		
Test Engineer	Kevin Li		



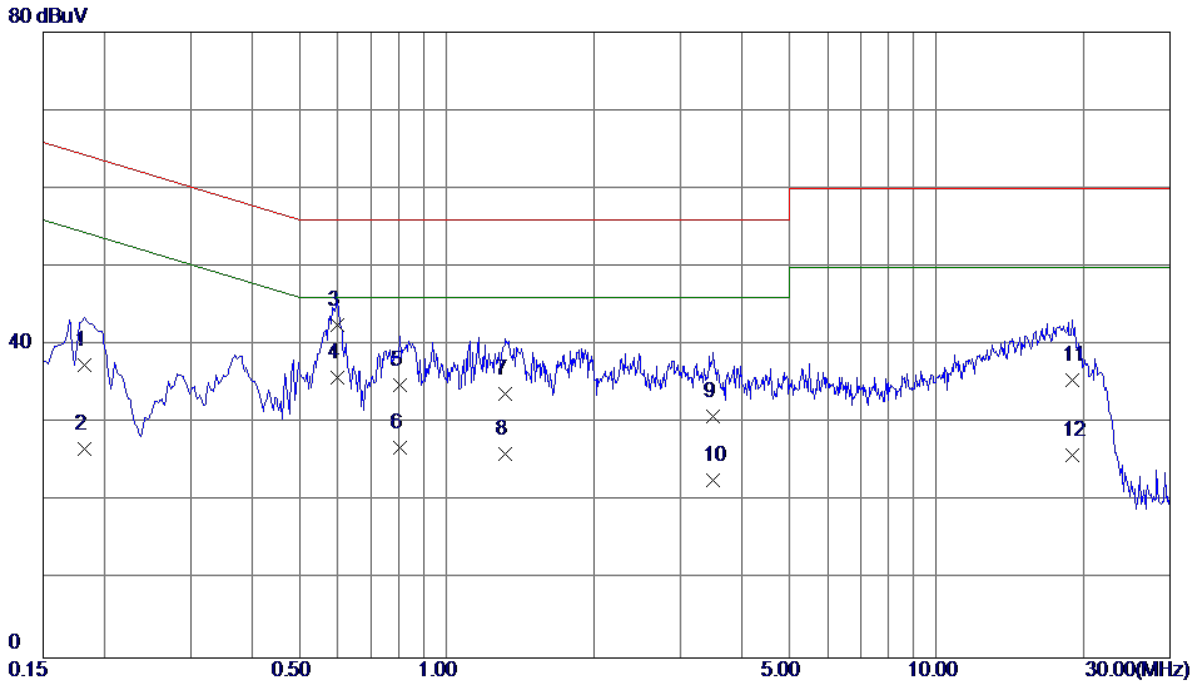
No.	Freq. MHz	Reading Level dBuV	Correct Factor dB	Measurement dBuV	Limit dBuV	Margin dB	Detector
1	0.1819	29.30	9.51	38.81	64.40	-25.59	QP
2	0.1819	18.20	9.51	27.71	54.40	-26.69	AVG
3	0.3660	24.60	9.55	34.15	58.59	-24.44	QP
4	0.3660	17.90	9.55	27.45	48.59	-21.14	AVG
5	0.5980	33.10	9.50	42.60	56.00	-13.40	QP
6 *	0.5980	25.90	9.50	35.40	46.00	-10.60	AVG
7	0.7980	25.40	9.62	35.02	56.00	-20.98	QP
8	0.7980	18.20	9.62	27.82	46.00	-18.18	AVG
9	1.1740	24.50	9.75	34.25	56.00	-21.75	QP
10	1.1740	17.00	9.75	26.75	46.00	-19.25	AVG
11	18.5180	26.00	10.84	36.84	60.00	-23.16	QP
12	18.5180	14.80	10.84	25.64	50.00	-24.36	AVG

EUT	Smart Phone	Model Name	CRO-L03
Temperature	24°C	Relative Humidity	60%
Test Voltage	AC 120V/60Hz	Phase	Line
Test Mode	Adapter+Traffic (LTE)		
Note	Adapter:BYD+USB Cable:Luxshare+Battery:SCUD		
Test Engineer	Kevin Li		



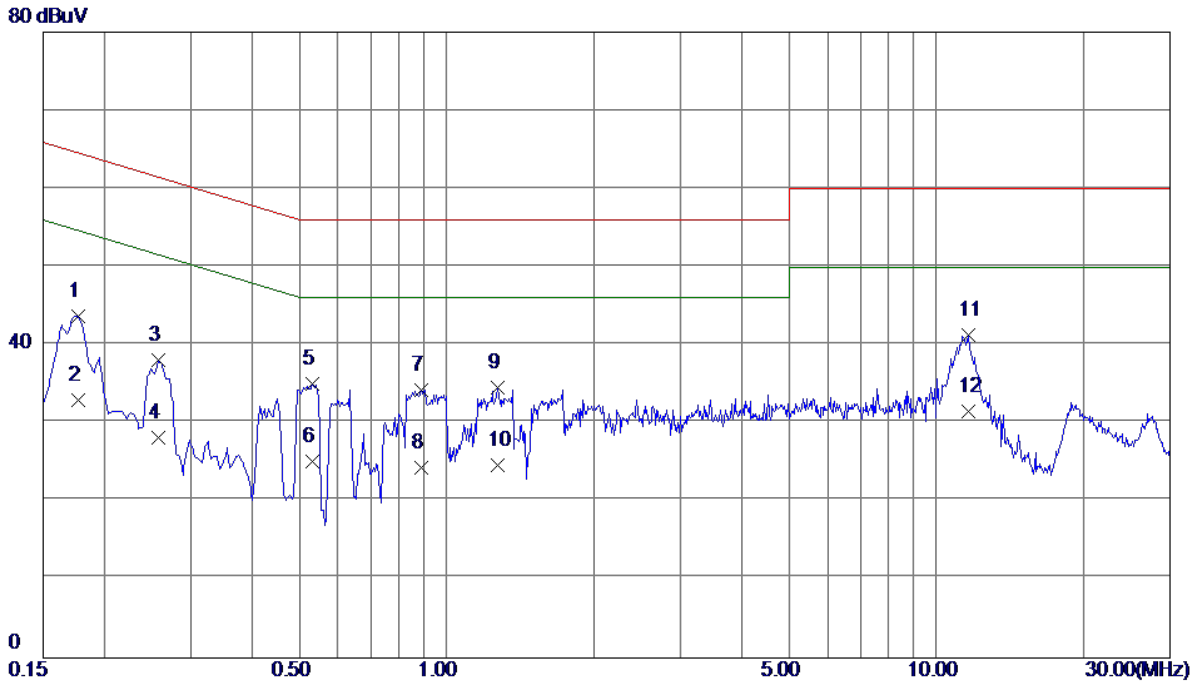
No.	Freq. MHz	Reading Level dBuV	Correct Factor dB	Measurement dBuV	Limit dBuV	Margin dB	Detector
1	0.1819	31.70	9.57	41.27	64.40	-23.13	QP
2	0.1819	18.60	9.57	28.17	54.40	-26.23	AVG
3	0.3740	26.80	9.58	36.38	58.41	-22.03	QP
4	0.3740	18.70	9.58	28.28	48.41	-20.13	AVG
5	0.5980	35.00	9.70	44.70	56.00	-11.30	QP
6 *	0.5980	27.10	9.70	36.80	46.00	-9.20	AVG
7	0.8220	24.70	9.82	34.52	56.00	-21.48	QP
8	0.8220	15.30	9.82	25.12	46.00	-20.88	AVG
9	1.1820	22.60	9.85	32.45	56.00	-23.55	QP
10	1.1820	14.70	9.85	24.55	46.00	-21.45	AVG
11	19.3940	30.50	10.79	41.29	60.00	-18.71	QP
12	19.3940	15.30	10.79	26.09	50.00	-23.91	AVG

EUT	Smart Phone	Model Name	CRO-L03
Temperature	24°C	Relative Humidity	60%
Test Voltage	AC 120V/60Hz	Phase	Neutral
Test Mode	Adapter+Traffic (LTE)		
Note	Adapter:BYD+USB Cable:Luxshare+Battery:SCUD		
Test Engineer	Kevin Li		



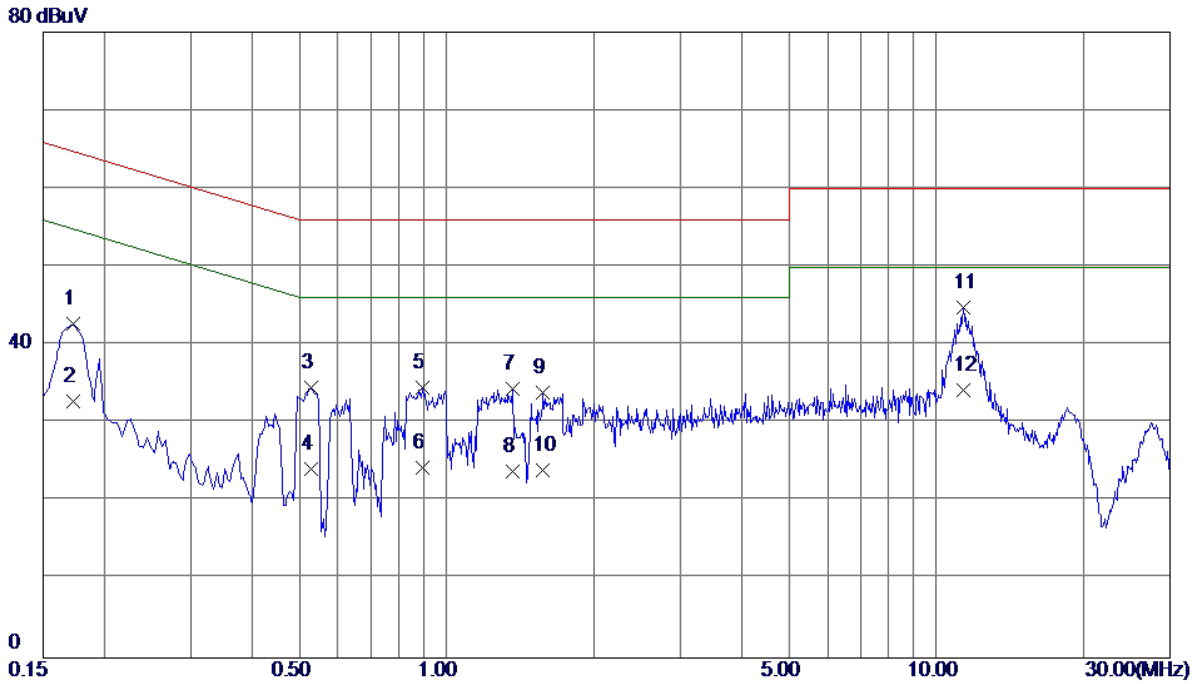
No.	Freq. MHz	Reading Level dBuV	Correct Factor dB	Measurement dBuV	Limit dBuV	Margin dB	Detector
1	0.1819	27.90	9.51	37.41	64.40	-26.99	QP
2	0.1819	17.20	9.51	26.71	54.40	-27.69	AVG
3	0.5980	33.00	9.50	42.50	56.00	-13.50	QP
4 *	0.5980	26.40	9.50	35.90	46.00	-10.10	AVG
5	0.8020	25.20	9.62	34.82	56.00	-21.18	QP
6	0.8020	17.20	9.62	26.82	46.00	-19.18	AVG
7	1.3180	24.00	9.76	33.76	56.00	-22.24	QP
8	1.3180	16.30	9.76	26.06	46.00	-19.94	AVG
9	3.4980	20.80	10.02	30.82	56.00	-25.18	QP
10	3.4980	12.70	10.02	22.72	46.00	-23.28	AVG
11	18.9860	24.60	10.86	35.46	60.00	-24.54	QP
12	18.9860	15.10	10.86	25.96	50.00	-24.04	AVG

EUT	Smart Phone	Model Name	CRO-L03
Temperature	25°C	Relative Humidity	53%
Test Voltage	AC 120V/60Hz	Phase	Line
Test Mode	USB copy(EUT with PC)+Idle+ Earphone		
Note	USB Cable:Luxshare+Battery:Sunwoda+Earphone:Lianchuang(Black)		
Test Engineer	Kevin Li		



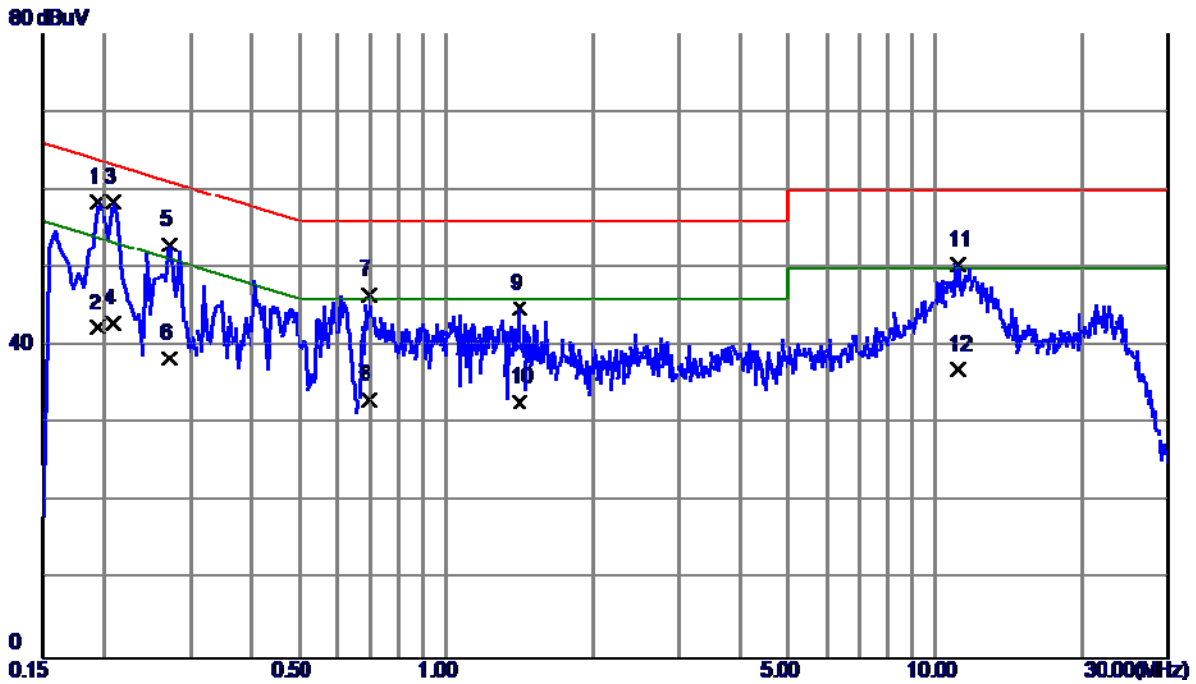
No.	Freq. MHz	Reading Level dBuV	Correct Factor dB	Measurement dBuV	Limit dBuV	Margin dB	Detector
1	0.1770	33.89	9.74	43.63	64.63	-21.00	QP
2	0.1770	23.20	9.74	32.94	54.63	-21.69	AVG
3	0.2580	28.37	9.72	38.09	61.50	-23.41	QP
4	0.2580	18.41	9.72	28.13	51.50	-23.37	AVG
5	0.5322	25.31	9.76	35.07	56.00	-20.93	QP
6	0.5322	15.40	9.76	25.16	46.00	-20.84	AVG
7	0.8880	24.43	9.78	34.21	56.00	-21.79	QP
8	0.8880	14.60	9.78	24.38	46.00	-21.62	AVG
9	1.2701	24.83	9.80	34.63	56.00	-21.37	QP
10	1.2701	14.80	9.80	24.60	46.00	-21.40	AVG
11	11.6430	31.21	10.11	41.32	60.00	-18.68	QP
12 *	11.6430	21.41	10.11	31.52	50.00	-18.48	AVG

EUT	Smart Phone	Model Name	CRO-L03
Temperature	25°C	Relative Humidity	53%
Test Voltage	AC 120V/60Hz	Phase	Neutral
Test Mode	USB copy(EUT with PC)+Idle+ Earphone		
Note	USB Cable:Luxshare+Battery:Sunwoda+Earphone:Lianchuang(Black)		
Test Engineer	Kevin Li		



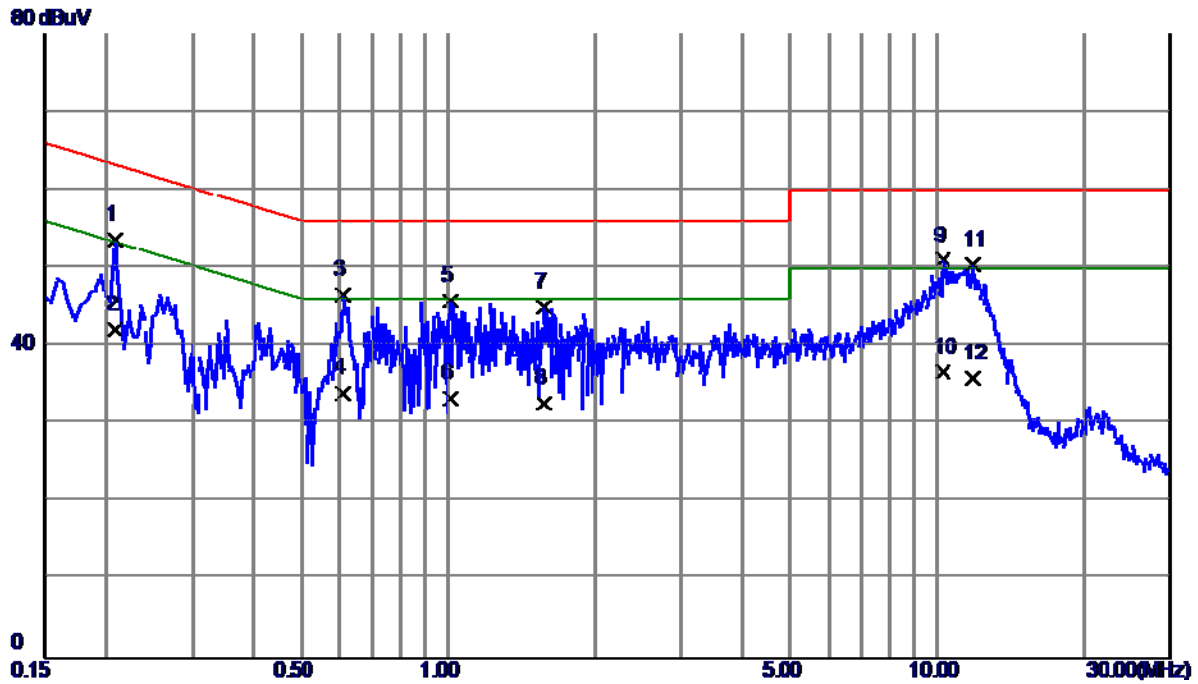
No.	Freq. MHz	Reading Level dBuV	Correct Factor dB	Measurement dBuV	Limit dBuV	Margin dB	Detector
1	0.1723	33.04	9.64	42.68	64.85	-22.17	QP
2	0.1723	23.20	9.64	32.84	54.85	-22.01	AVG
3	0.5280	24.92	9.66	34.58	56.00	-21.42	QP
4	0.5280	14.50	9.66	24.16	46.00	-21.84	AVG
5	0.8921	24.86	9.67	34.53	56.00	-21.47	QP
6	0.8921	14.70	9.67	24.37	46.00	-21.63	AVG
7	1.3604	24.75	9.68	34.43	56.00	-21.57	QP
8	1.3604	14.21	9.68	23.89	46.00	-22.11	AVG
9	1.5720	24.28	9.70	33.98	56.00	-22.02	QP
10	1.5720	14.29	9.70	23.99	46.00	-22.01	AVG
11 *	11.3280	34.78	10.07	44.85	60.00	-15.15	QP
12	11.3280	24.20	10.07	34.27	50.00	-15.73	AVG

EUT	Smart Phone	Model Name	CRO-L03
Temperature	25°C	Relative Humidity	53%
Test Voltage	AC 120V/60Hz	Phase	Line
Test Mode	Adapter+Idle+BT+WIFI+GPS+Camera on+Earphone		
Note	Adapter:PHITEK+USB Cable:Luxshare+Battery:Sunwoda+Earphone:Lianchuang(Black)		
Test Engineer	Kevin Li		



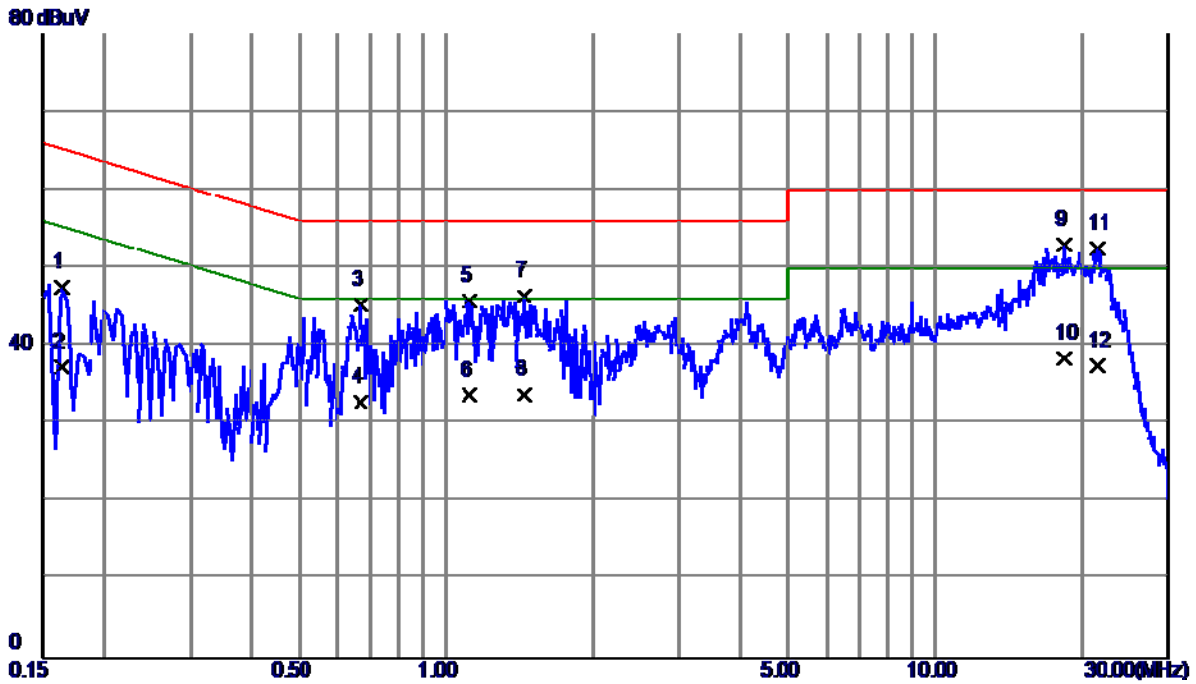
No.	Freq. MHz	Reading Level dBuV	Correct Factor dB	Measure ment dBuV	Limit dBuV	Margin dB	Detector
1	0.1949	48.67	9.73	58.40	63.83	-5.43	QP
2	0.1949	32.59	9.73	42.32	53.83	-11.51	AVG
3 *	0.2085	48.72	9.72	58.44	63.26	-4.82	QP
4	0.2085	33.10	9.72	42.82	53.26	-10.44	AVG
5	0.2714	43.23	9.72	52.95	61.07	-8.12	QP
6	0.2714	28.71	9.72	38.43	51.07	-12.64	AVG
7	0.6990	36.85	9.77	46.62	56.00	-9.38	QP
8	0.6990	23.40	9.77	33.17	46.00	-12.83	AVG
9	1.4100	35.01	9.81	44.82	56.00	-11.18	QP
10	1.4100	23.00	9.81	32.81	46.00	-13.19	AVG
11	11.1435	40.29	10.09	50.38	60.00	-9.62	QP
12	11.1435	26.80	10.09	36.89	50.00	-13.11	AVG

EUT	Smart Phone	Model Name	CRO-L03
Temperature	25°C	Relative Humidity	53%
Test Voltage	AC 120V/60Hz	Phase	Neutral
Test Mode	Adapter+Idle+BT+WIFI+GPS+Camera on+Earphone		
Note	Adapter:PHITEK+USB Cable:Luxshare+Battery:Sunwoda+Earphone:Lianchuang(Black)		
Test Engineer	Kevin Li		



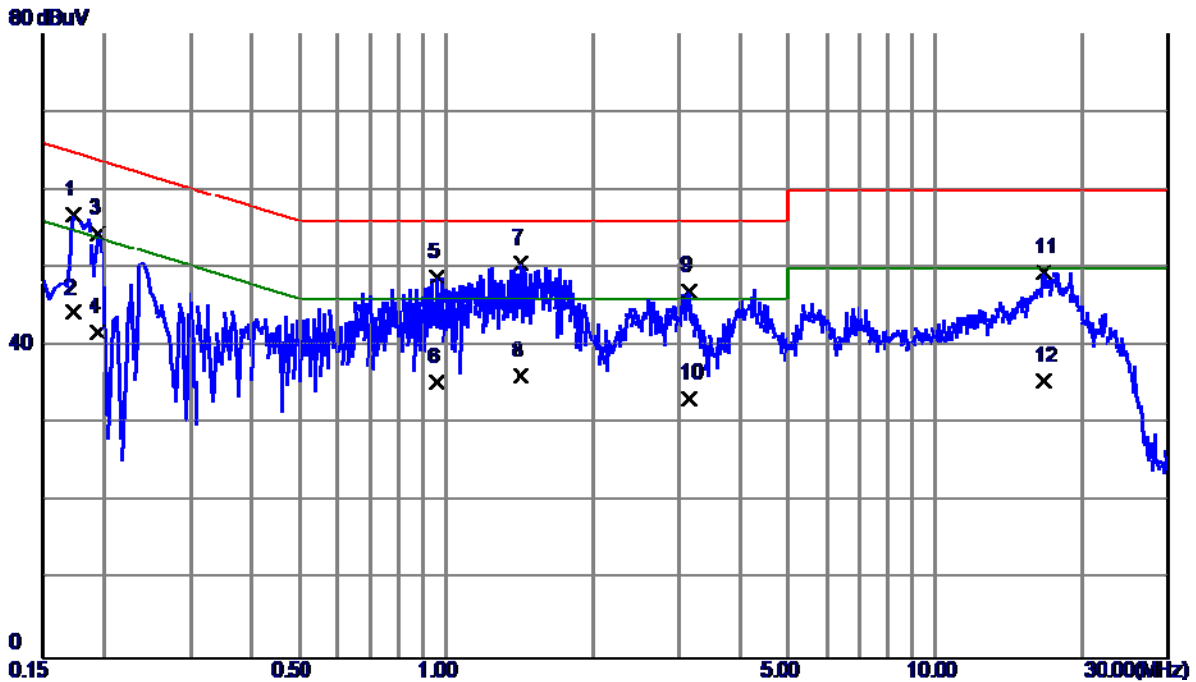
No.	Freq. MHz	Reading Level dBuV	Correct Factor dB	Measurement dBuV	Limit dBuV	Margin dB	Detector
1	0.2085	44.02	9.65	53.67	63.26	-9.59	QP
2	0.2085	32.50	9.65	42.15	53.26	-11.11	AVG
3	0.6090	36.90	9.66	46.56	56.00	-9.44	QP
4	0.6090	24.20	9.66	33.86	46.00	-12.14	AVG
5	1.0095	36.01	9.68	45.69	56.00	-10.31	QP
6	1.0095	23.60	9.68	33.28	46.00	-12.72	AVG
7	1.5720	35.24	9.70	44.94	56.00	-11.06	QP
8	1.5720	22.99	9.70	32.69	46.00	-13.31	AVG
9 *	10.3020	40.95	10.01	50.96	60.00	-9.04	QP
10	10.3020	26.70	10.01	36.71	50.00	-13.29	AVG
11	11.8545	40.31	10.10	50.41	60.00	-9.59	QP
12	11.8545	25.80	10.10	35.90	50.00	-14.10	AVG

EUT	Smart Phone	Model Name	CRO-L03
Temperature	25°C	Relative Humidity	53%
Test Voltage	AC 120V/60Hz	Phase	Line
Test Mode	Adapter+Idle+BT+WIFI+GPS+Camera on+Earphone		
Note	Adapter:Huntkey+USB Cable:Luxshare+Battery:Sunwoda+Earphone:QUANCHENG(Black)		
Test Engineer	Kevin Li		



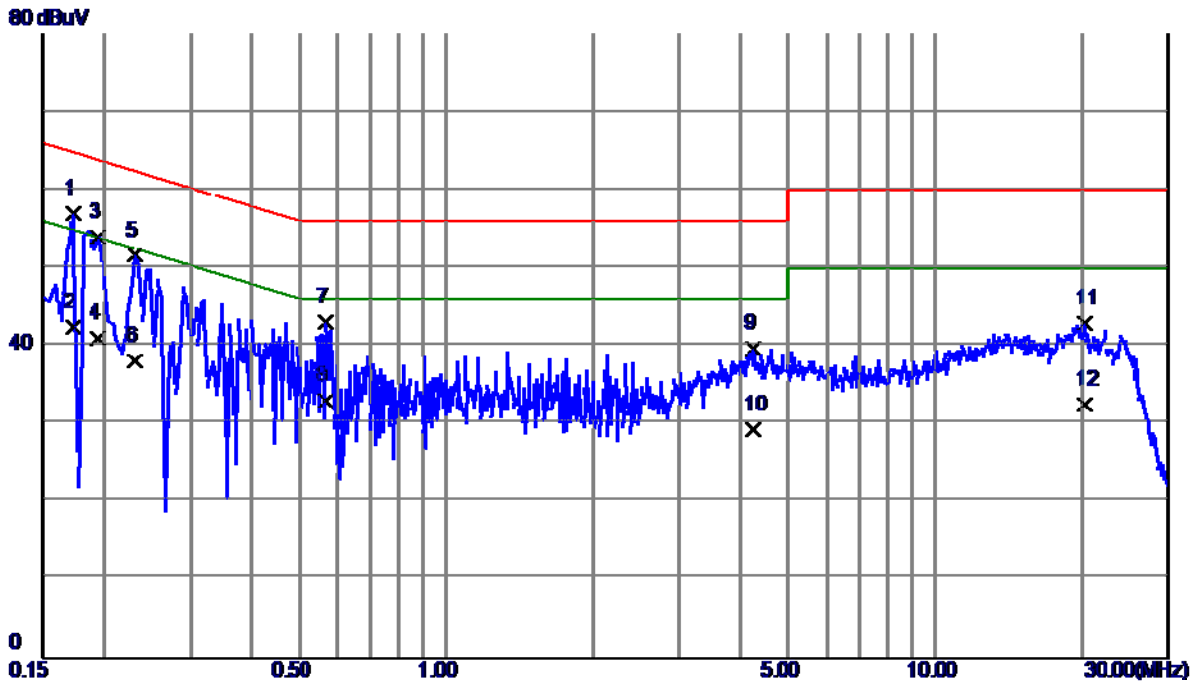
No.	Freq. MHz	Reading Level dBuV	Correct Factor dB	Measure ment dBuV	Limit dBuV	Margin dB	Detector
1	0.1635	37.77	9.74	47.51	65.28	-17.77	QP
2	0.1635	27.50	9.74	37.24	55.28	-18.04	AVG
3	0.6675	35.44	9.77	45.21	56.00	-10.79	QP
4	0.6675	23.10	9.77	32.87	46.00	-13.13	AVG
5	1.1174	36.03	9.78	45.81	56.00	-10.19	QP
6	1.1174	23.90	9.78	33.68	46.00	-12.32	AVG
7	1.4460	36.61	9.81	46.42	56.00	-9.58	QP
8	1.4460	24.00	9.81	33.81	46.00	-12.19	AVG
9 *	18.4110	42.72	10.26	52.98	60.00	-7.02	QP
10	18.4110	28.20	10.26	38.46	50.00	-11.54	AVG
11	21.4530	42.17	10.29	52.46	60.00	-7.54	QP
12	21.4530	27.10	10.29	37.39	50.00	-12.61	AVG

EUT	Smart Phone	Model Name	CRO-L03
Temperature	25°C	Relative Humidity	53%
Test Voltage	AC 120V/60Hz	Phase	Neutral
Test Mode	Adapter+Idle+BT+WIFI+GPS+Camera on+Earphone		
Note	Adapter:Huntkey+USB Cable:Luxshare+Battery:Sunwoda+Earphone:QUANCHENG(Black)		
Test Engineer	Kevin Li		



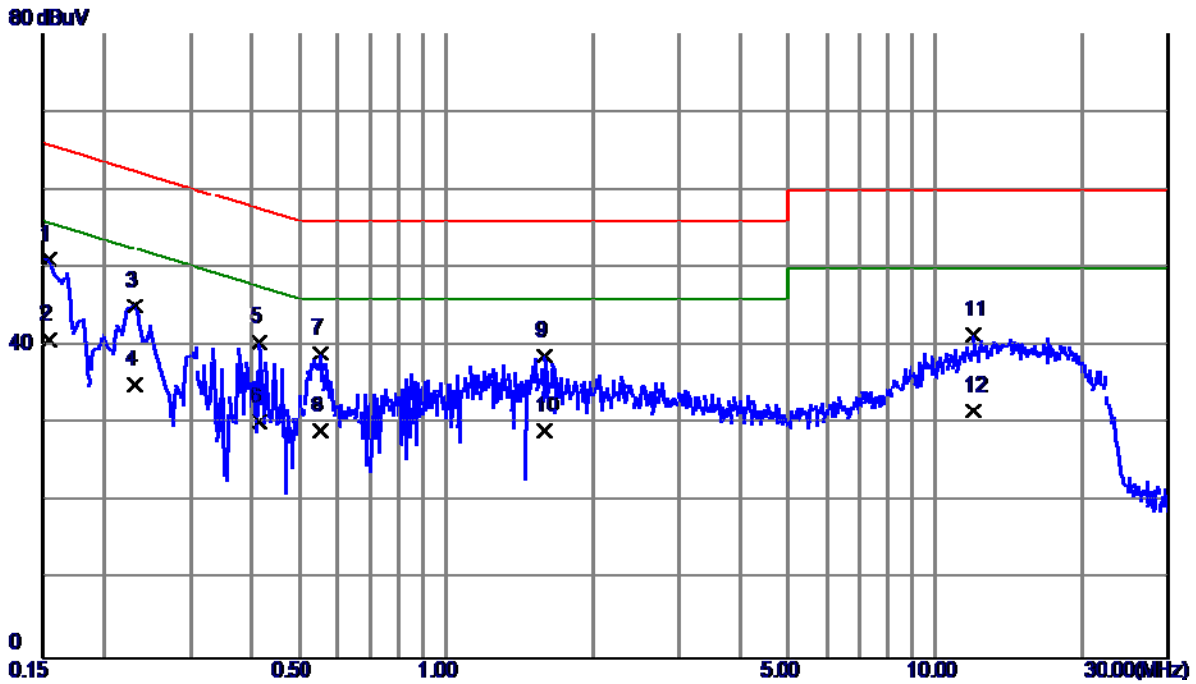
No.	Freq. MHz	Reading Level dBuV	Correct Factor dB	Measurement dBuV	Limit dBuV	Margin dB	Detector
1	0.1725	47.17	9.64	56.81	64.84	-8.03	QP
2	0.1725	34.60	9.64	44.24	54.84	-10.60	AVG
3	0.1949	44.73	9.65	54.38	63.83	-9.45	QP
4	0.1949	32.10	9.65	41.75	53.83	-12.08	AVG
5	0.9555	39.18	9.68	48.86	56.00	-7.14	QP
6	0.9555	25.70	9.68	35.38	46.00	-10.62	AVG
7 *	1.4190	40.84	9.69	50.53	56.00	-5.47	QP
8	1.4190	26.40	9.69	36.09	46.00	-9.91	AVG
9	3.1425	37.33	9.76	47.09	56.00	-8.91	QP
10	3.1425	23.50	9.76	33.26	46.00	-12.74	AVG
11	16.6605	39.07	10.31	49.38	60.00	-10.62	QP
12	16.6605	25.21	10.31	35.52	50.00	-14.48	AVG

EUT	Smart Phone	Model Name	CRO-L03
Temperature	25°C	Relative Humidity	53%
Test Voltage	AC 120V/60Hz	Phase	Line
Test Mode	Adapter+Idle+BT+WIFI+GPS+Camera on+Earphone		
Note	Adapter:BYD+USB Cable:Luxshare+Battery:Sunwoda+Earphone:Goer(Black)		
Test Engineer	Kevin Li		



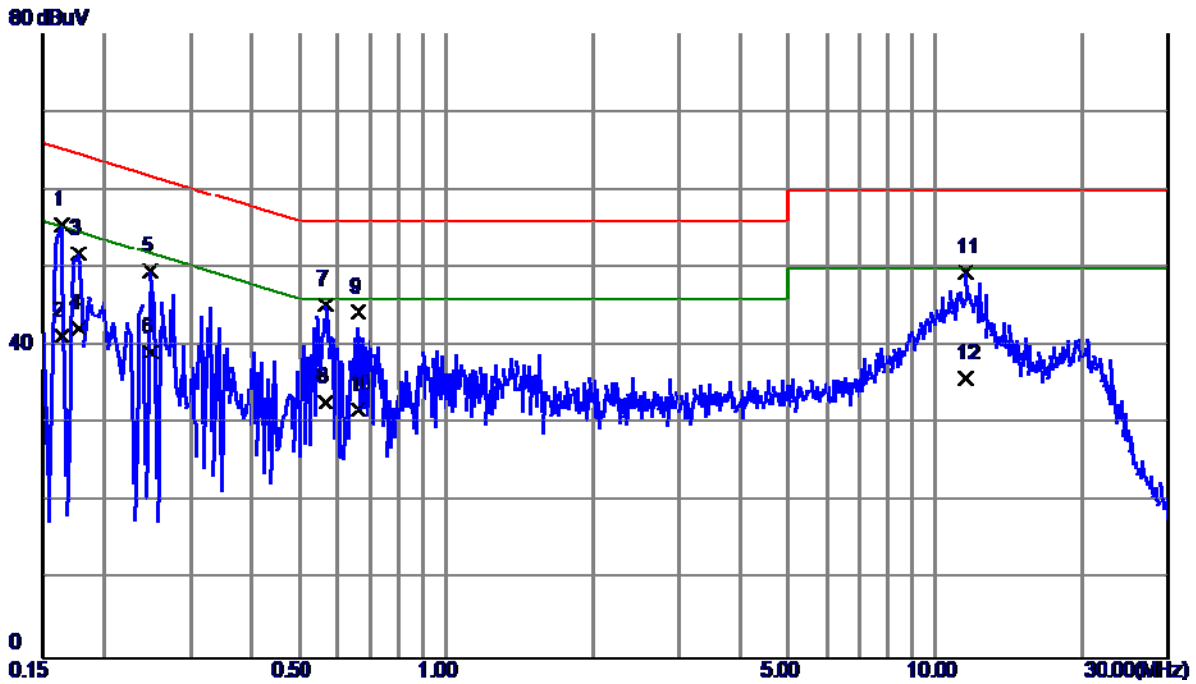
No.	Freq. MHz	Reading Level dBuV	Correct Factor dB	Measure ment dBuV	Limit dBuV	Margin dB	Detector
1 *	0.1725	47.18	9.74	56.92	64.84	-7.92	QP
2	0.1725	32.60	9.74	42.34	54.84	-12.50	AVG
3	0.1949	44.18	9.73	53.91	63.83	-9.92	QP
4	0.1949	31.19	9.73	40.92	53.83	-12.91	AVG
5	0.2310	41.88	9.72	51.60	62.41	-10.81	QP
6	0.2310	28.30	9.72	38.02	52.41	-14.39	AVG
7	0.5684	33.31	9.76	43.07	56.00	-12.93	QP
8	0.5684	23.20	9.76	32.96	46.00	-13.04	AVG
9	4.2540	29.77	9.87	39.64	56.00	-16.36	QP
10	4.2540	19.40	9.87	29.27	46.00	-16.73	AVG
11	20.2425	32.56	10.26	42.82	60.00	-17.18	QP
12	20.2425	22.20	10.26	32.46	50.00	-17.54	AVG

EUT	Smart Phone	Model Name	CRO-L03
Temperature	25°C	Relative Humidity	53%
Test Voltage	AC 120V/60Hz	Phase	Neutral
Test Mode	Adapter+Idle+BT+WIFI+GPS+Camera on+Earphone		
Note	Adapter:BYD+USB Cable:Luxshare+Battery:Sunwoda+Earphone:Goer(Black)		
Test Engineer	Kevin Li		



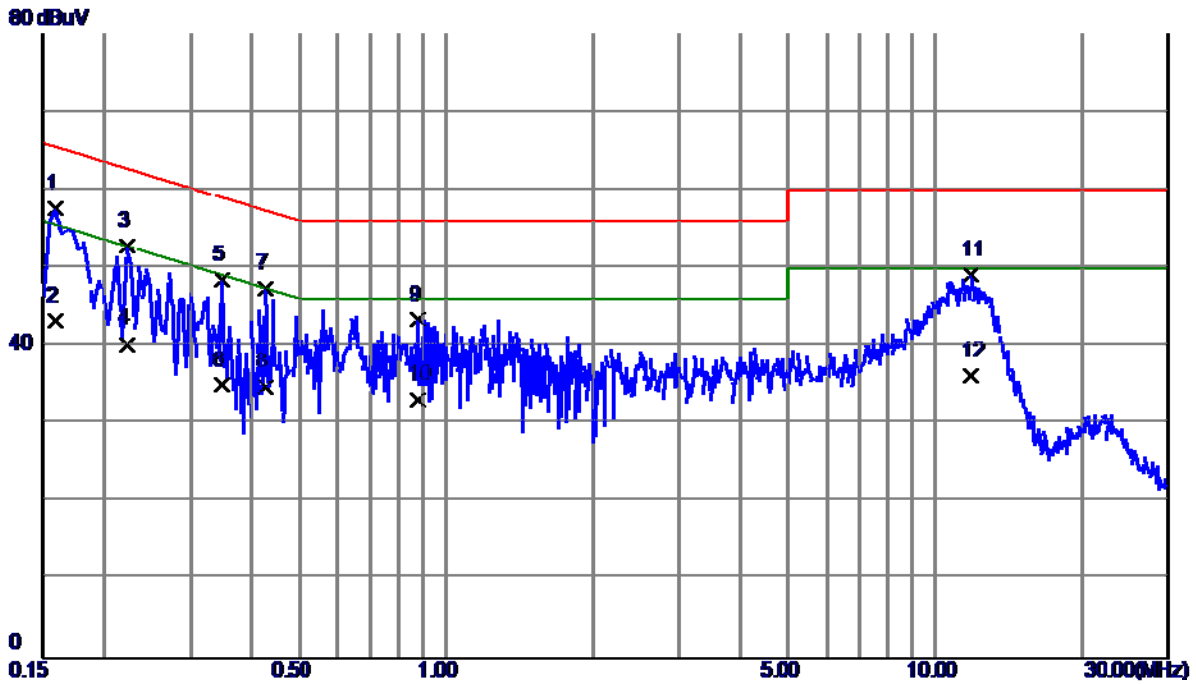
No.	Freq. MHz	Reading Level dBuV	Correct Factor dB	Measure ment dBuV	Limit dBuV	Margin dB	Detector
1 *	0.1544	41.37	9.64	51.01	65.76	-14.75	QP
2	0.1544	31.20	9.64	40.84	55.76	-14.92	AVG
3	0.2310	35.54	9.64	45.18	62.41	-17.23	QP
4	0.2310	25.40	9.64	35.04	52.41	-17.37	AVG
5	0.4155	30.89	9.65	40.54	57.54	-17.00	QP
6	0.4155	20.60	9.65	30.25	47.54	-17.29	AVG
7	0.5550	29.44	9.66	39.10	56.00	-16.90	QP
8	0.5550	19.50	9.66	29.16	46.00	-16.84	AVG
9	1.5944	29.04	9.70	38.74	56.00	-17.26	QP
10	1.5944	19.40	9.70	29.10	46.00	-16.90	AVG
11	12.0075	31.37	10.11	41.48	60.00	-18.52	QP
12	12.0075	21.50	10.11	31.61	50.00	-18.39	AVG

EUT	Smart Phone	Model Name	CRO-L03
Temperature	25°C	Relative Humidity	53%
Test Voltage	AC 120V/60Hz	Phase	Line
Test Mode	Adapter+Idle+BT+WIFI+GPS+Camera on+Earphone		
Note	Adapter:PHITEK+USB Cable:Luxshare+Battery:Sunwoda+Earphone:Goer(White)		
Test Engineer	Kevin Li		



No.	Freq. MHz	Reading Level dBuV	Correct Factor dB	Measure ment dBuV	Limit dBuV	Margin dB	Detector
1 *	0.1635	45.84	9.74	55.58	65.28	-9.70	QP
2	0.1635	31.60	9.74	41.34	55.28	-13.94	AVG
3	0.1770	42.04	9.74	51.78	64.63	-12.85	QP
4	0.1770	32.50	9.74	42.24	54.63	-12.39	AVG
5	0.2490	39.90	9.73	49.63	61.79	-12.16	QP
6	0.2490	29.40	9.73	39.13	51.79	-12.66	AVG
7	0.5685	35.46	9.76	45.22	56.00	-10.78	QP
8	0.5685	23.10	9.76	32.86	46.00	-13.14	AVG
9	0.6630	34.54	9.77	44.31	56.00	-11.69	QP
10	0.6630	22.10	9.77	31.87	46.00	-14.13	AVG
11	11.5800	39.27	10.11	49.38	60.00	-10.62	QP
12	11.5800	25.80	10.11	35.91	50.00	-14.09	AVG

EUT	Smart Phone	Model Name	CRO-L03
Temperature	25°C	Relative Humidity	53%
Test Voltage	AC 120V/60Hz	Phase	Neutral
Test Mode	Adapter+Idle+BT+WIFI+GPS+Camera on+Earphone		
Note	Adapter:PHITEK+USB Cable:Luxshare+Battery:Sunwoda+Earphone:Goer(White)		
Test Engineer	Kevin Li		



No.	Freq. MHz	Reading Level dBuV	Correct Factor dB	Measure ment dBuV	Limit dBuV	Margin dB	Detector
1 *	0.1590	47.98	9.64	57.62	65.52	-7.90	QP
2	0.1590	33.60	9.64	43.24	55.52	-12.28	AVG
3	0.2220	43.16	9.65	52.81	62.74	-9.93	QP
4	0.2220	30.59	9.65	40.24	52.74	-12.50	AVG
5	0.3480	38.79	9.66	48.45	59.01	-10.56	QP
6	0.3480	25.30	9.66	34.96	49.01	-14.05	AVG
7	0.4290	37.74	9.65	47.39	57.27	-9.88	QP
8	0.4290	25.00	9.65	34.65	47.27	-12.62	AVG
9	0.8790	33.65	9.67	43.32	56.00	-12.68	QP
10	0.8790	23.50	9.67	33.17	46.00	-12.83	AVG
11	11.8185	39.00	10.10	49.10	60.00	-10.90	QP
12	11.8185	26.10	10.10	36.20	50.00	-13.80	AVG

4.2 RADIATED EMISSION MEASUREMENT

4.2.1 LIMITS OF RADIATED EMISSION MEASUREMENT

Below 1 GHz

Measurement Method and Applied Limits:

ANSI C63.4:

Frequency (MHz)	Class A (at 10m)		Class B (at 3m)	
	(uV/m) Field strength	(dBuV/m) Field strength	(uV/m) Field strength	(dBuV/m) Field strength
30 - 88	90	39	100	40
88 - 216	150	43.5	150	43.5
216 - 960	210	46.4	200	46
Above 960	300	49.5	500	54

Above 1 GHz

Measurement Method and Applied Limits:

ANSI C63.4:

Frequency (MHz)	Class A				Class B	
	(dBuV/m) (at 3m)		(dBuV/m) (at 10m)		(dBuV/m) (at 3m)	
	Peak	Average	Peak	Average	Peak	Average
Above 1000	80	60	69.5	49.5	74	54

FREQUENCY RANGE OF RADIATED MEASUREMENT (FOR UNINTENTIONAL RADIATORS)

Highest frequency generated or Upper frequency of measurement used in the device or on which the device operates or tunes (MHz)	Range (MHz)
Below 1.705	30
1.705 - 108	1000
108 - 500	2000
500 - 1000	5000
Above 1000	5 th harmonic of the highest frequency or 40 GHz, whichever is lower

NOTE:

- (1) The limit for radiated test was performed according to as following:
FCC Part 15, Subpart B
- (2) The tighter limit applies at the band edges.
- (3) Emission level (dBuV/m) = 20log Emission level (uV/m).
3m Emission level = 10m Emission level + 20log(10m/3m).
- (4) The test result calculated as following:
Measurement Value = Reading Level + Correct Factor
Correct Factor = Antenna Factor + Cable Loss - Amplifier Gain(if use)
Margin Level = Measurement Value - Limit Value

4.2.2 MEASUREMENT INSTRUMENTS LIST

Item	Kind of Equipment	Manufacturer	Type No.	Serial No.	Calibrated until
1	Antenna	ETS	3142B	26419	Mar. 26, 2018
2	Amplifier	SONOMA	310N	186128	Feb. 22, 2018
3	EMI Test Receiver	R&S	ESCI	100895	Mar. 26, 2018
4	Cable	emci	LMR-400(30 MHz-1GHz)(7 m+7m)	N/A	Jun. 27, 2017
5	Controller	ETS-Lindgren	2090	N/A	N/A
6	Measurement Software	Farad	EZ-EMC Ver.NB-03A1-01	N/A	N/A
7	Antenna	ETS	3142B	26419	Mar. 26, 2018
8	Antenna	Schwarbeck	VULB9160	9160-3232	Mar. 26, 2018
9	Amplifier	HP	8447D	2944A09673	Oct. 20, 2017
10	Receiver	Agilent	N9038A	MY52130039	Sep. 04, 2017
11	Cable	emci	LMR-400(30 MHz-1GHz)(8 m+5m)	N/A	Jun. 27, 2017
12	Controller	CT	SC100	N/A	N/A
13	Controller	MF	MF-7802	MF780208416	N/A
14	Measurement Software	Farad	EZ-EMC Ver.NB-03A1-01	N/A	N/A

Remark: "N/A" denotes no model name, serial no. or calibration specified.

All calibration period of equipment list is one year.

4.2.3 TEST PROCEDURE

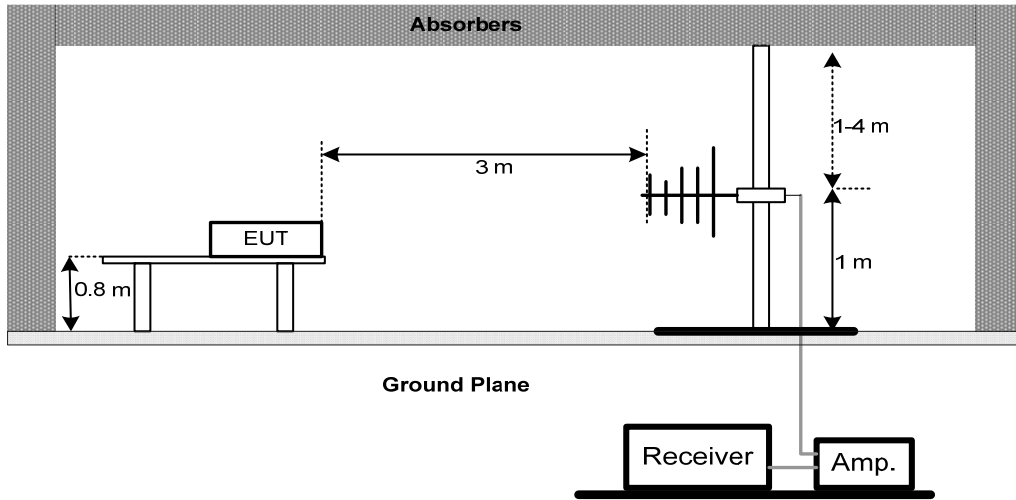
- a. The measuring distance of 3 m shall be used for measurements. The EUT was placed on the top of a rotating table 0.8 meter above the ground at a 3 meter semi-anechoic chamber. The table was rotated 360 degrees to determine the position of the highest radiation.(below 1GHz)
- b. The measuring distance of 3 m shall be used for measurements. The EUT was placed on the top of a rotating table 0.8 meter above the ground at a 3 meter semi-anechoic chamber. The table was rotated 360 degrees to determine the position of the highest radiation.(above 1GHz)
- c. The height of the equipment or of the substitution antenna shall be 0.8 m, the height of the test antenna shall vary between 1 m to 4 m. Both horizontal and vertical polarizations of the antenna are set to make the measurement.
- d. For each suspected emission, the EUT was arranged to its worst case and then the antenna was tuned to heights find the maximum reading (used Bore sight function).
- e. The receiver system was set to peak and average detect function and specified bandwidth with maximum hold mode when the test frequency is above 1GHz.
- f. The initial step in collecting radiated emission data is a receiver peak detector mode pre-scanning the measurement frequency range. Significant peaks are then marked and then Quasi Peak detector mode re-measured.
- g. All readings are Peak unless otherwise stated QP in column of Note. Peak denotes that the Peak reading compliance with the QP Limits and then QP Mode measurement didn't perform. (below 1GHz)
- h. All readings are Peak Mode value unless otherwise stated AVG in column of Note. If the Peak Mode Measured value compliance with the Peak Limits and lower than AVG Limits, the EUT shall be deemed to meet both Peak & AVG Limits and then only Peak Mode was measured, but AVG Mode didn't perform. (above 1GHz)
- i. For the actual test configuration, please refer to the related Item - Block Diagram of system tested (please refer to 3.3).

4.2.4 DEVIATION FROM TEST STANDARD

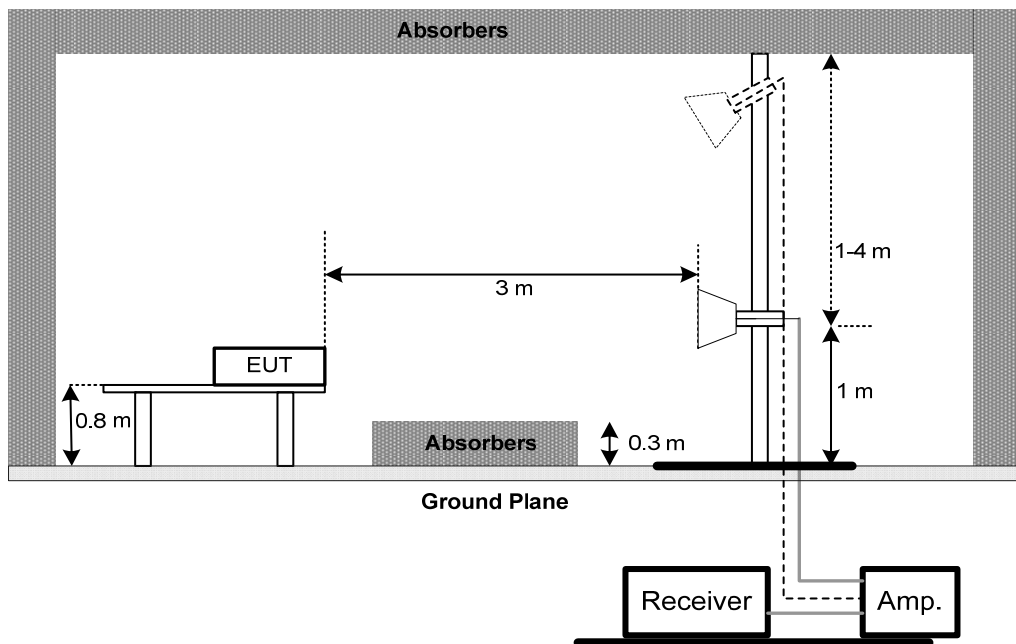
No deviation

4.2.5 TEST SETUP

(A) Radiated Emission Test Set-Up Frequency Below 1 GHz



(B) Radiated Emission Test Set-Up Frequency 1 GHz

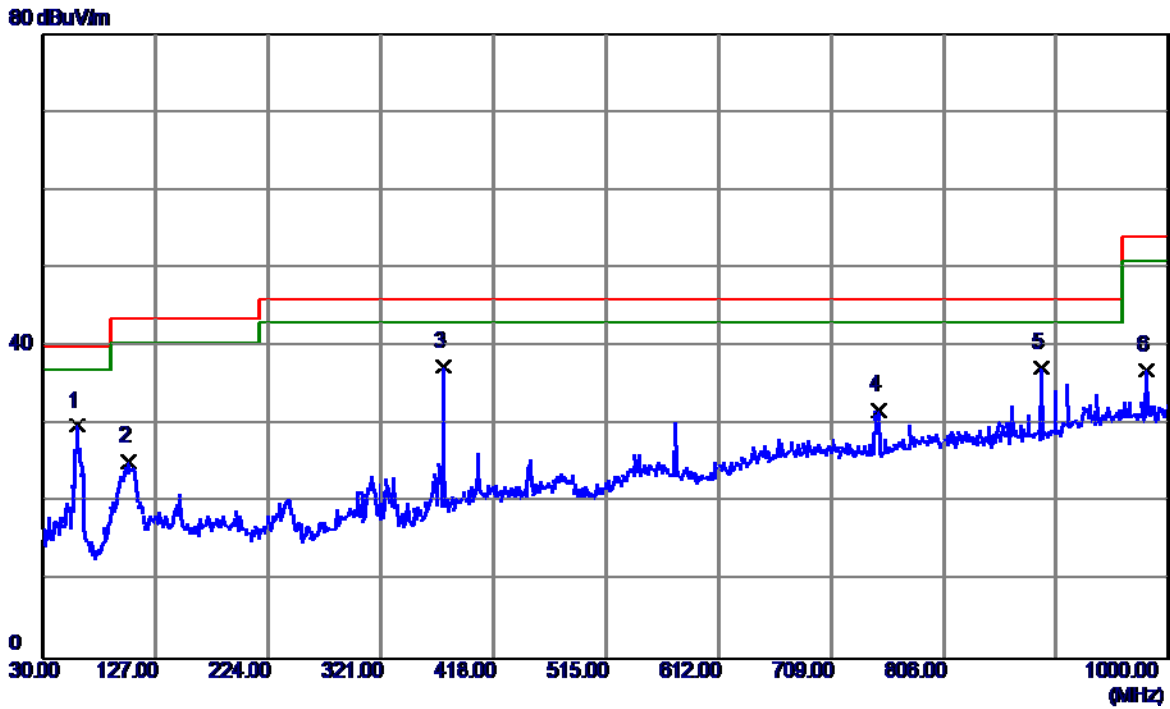


4.2.6 TEST RESULTS-BELOW 1GHZ

Remark :

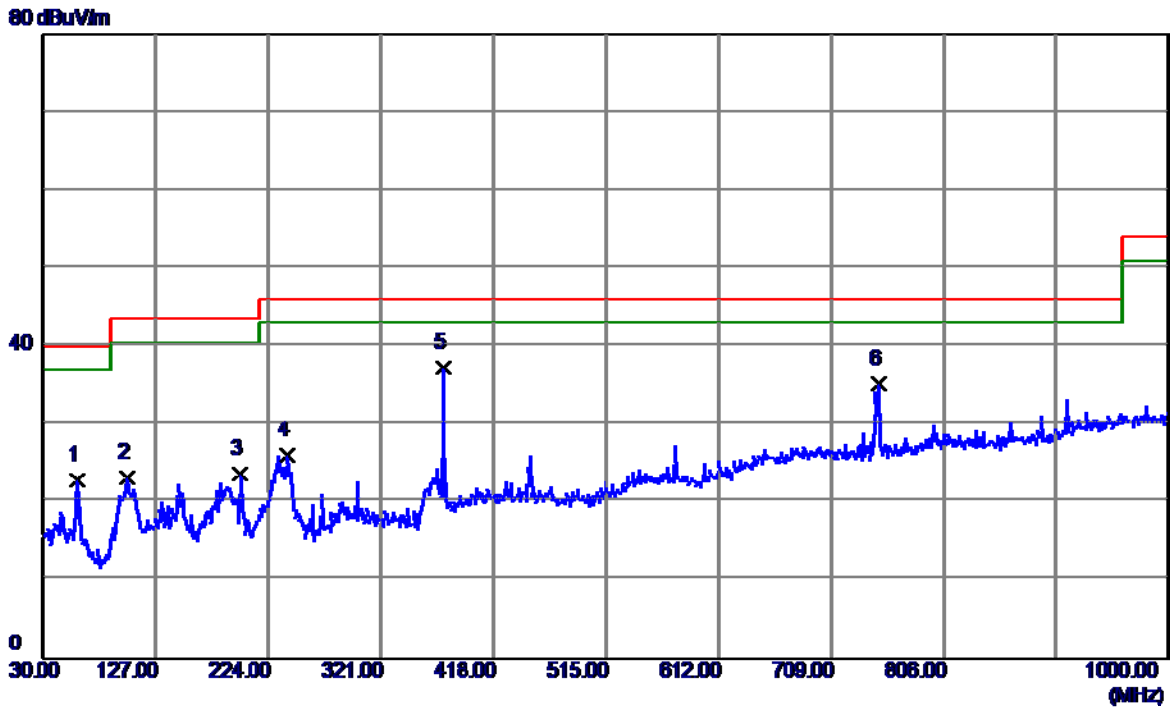
- (1) All readings are Peak unless otherwise stated QP in column of 『Note』 . Peak denotes that the Peak reading compliance with the QP Limits and then QP Mode measurement didn't perform ◦
- (2) Measuring frequency range from 30MHz to 1000MHz ◦
- (3) If the peak scan value lower limit more than 20dB, then this signal data does not show in table ◦

EUT	Smart Phone	Model Name	CRO-L03
Temperature	25°C	Relative Humidity	60%
Test Voltage	AC 120V/60Hz	Polarization	Vertical
Test Mode	USB copy(EUT with PC)+Idle+ Earphone		
Note	USB Cable:Luxshare+Battery:SCUD+Earphone:Lianchuang		
Test Engineer	Kevin Li		



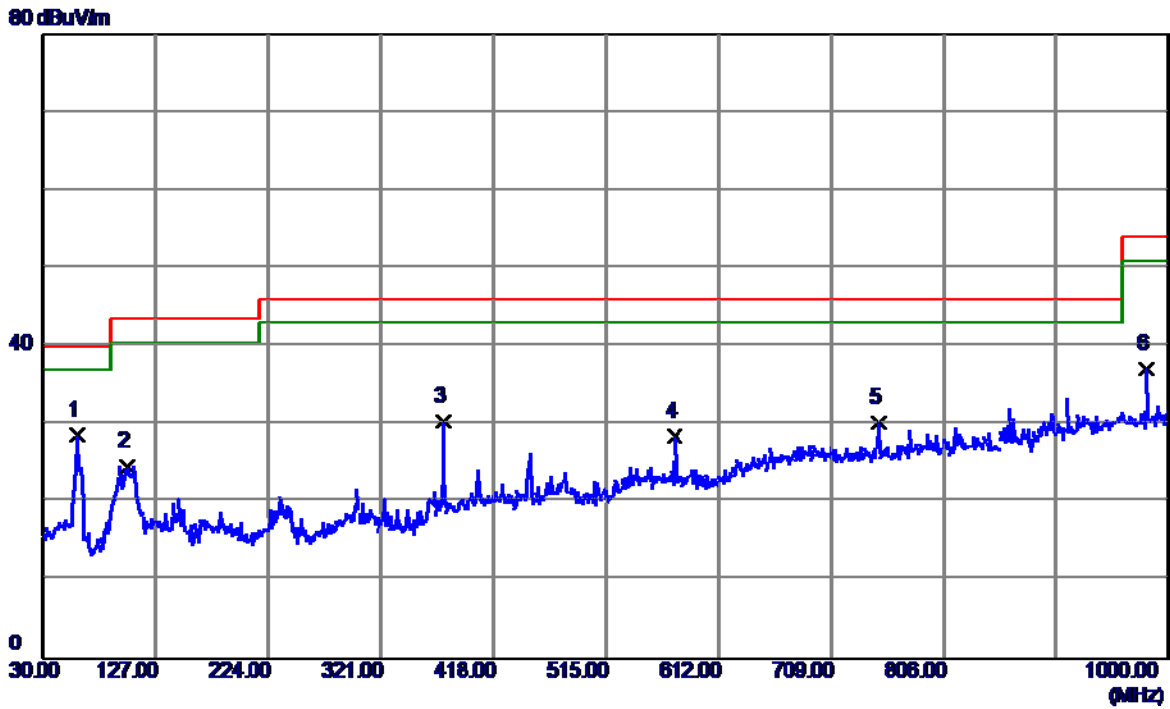
No.	Freq. MHz	Reading Level dBuV/m	Correct Factor dB	Measure ment dBuV/m	Limit dBuV/m	Margin dB	Detector
1	58.6150	43.01	-13.17	29.84	40.00	-10.16	QP
2	103.2350	39.67	-14.32	25.35	43.50	-18.15	QP
3 *	374.8350	46.41	-9.00	37.41	46.00	-8.59	QP
4	749.7400	32.77	-0.87	31.90	46.00	-14.10	QP
5	889.9050	35.76	1.46	37.22	46.00	-8.78	QP
6	980.6000	33.25	3.65	36.90	54.00	-17.10	QP

EUT	Smart Phone	Model Name	CRO-L03
Temperature	25°C	Relative Humidity	60%
Test Voltage	AC 120V/60Hz	Polarization	Horizontal
Test Mode	USB copy(EUT with PC)+Idle+ Earphone		
Note	USB Cable:Luxshare+Battery:SCUD+Earphone:Lianchuang		
Test Engineer	Kevin Li		



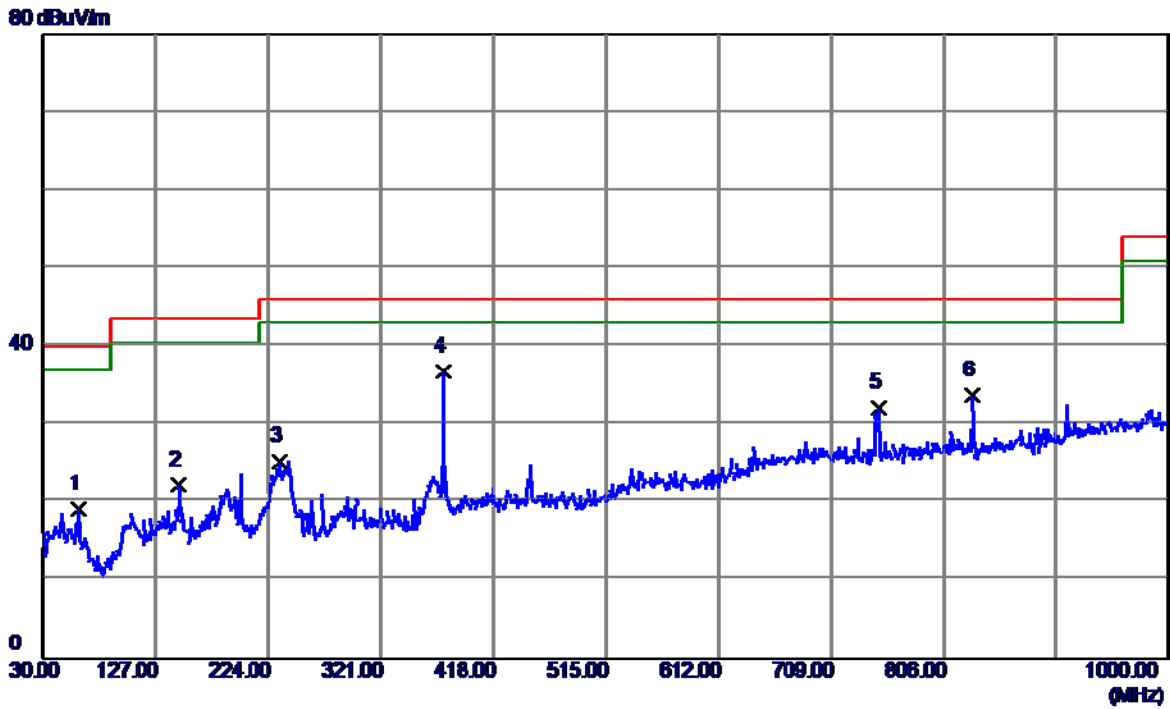
No.	Freq. MHz	Reading Level dBuV/m	Correct Factor dB	Measure ment dBuV/m	Limit dBuV/m	Margin dB	Detector
1	59.5850	36.82	-13.94	22.88	40.00	-17.12	QP
2	101.7800	37.54	-14.41	23.13	43.50	-20.37	QP
3	199.2650	37.23	-13.61	23.62	43.50	-19.88	QP
4	240.4900	39.51	-13.38	26.13	46.00	-19.87	QP
5 *	374.8350	46.23	-9.00	37.23	46.00	-8.77	QP
6	749.7400	36.00	-0.87	35.13	46.00	-10.87	QP

EUT	Smart Phone	Model Name	CRO-L03
Temperature	25°C	Relative Humidity	60%
Test Voltage	AC 120V/60Hz	Polarization	Vertical
Test Mode	USB copy(EUT with PC)+Idle+ Earphone		
Note	USB Cable:FOXCONN+Battery:Desay+Earphone:QUANCHENG		
Test Engineer	Kevin Li		



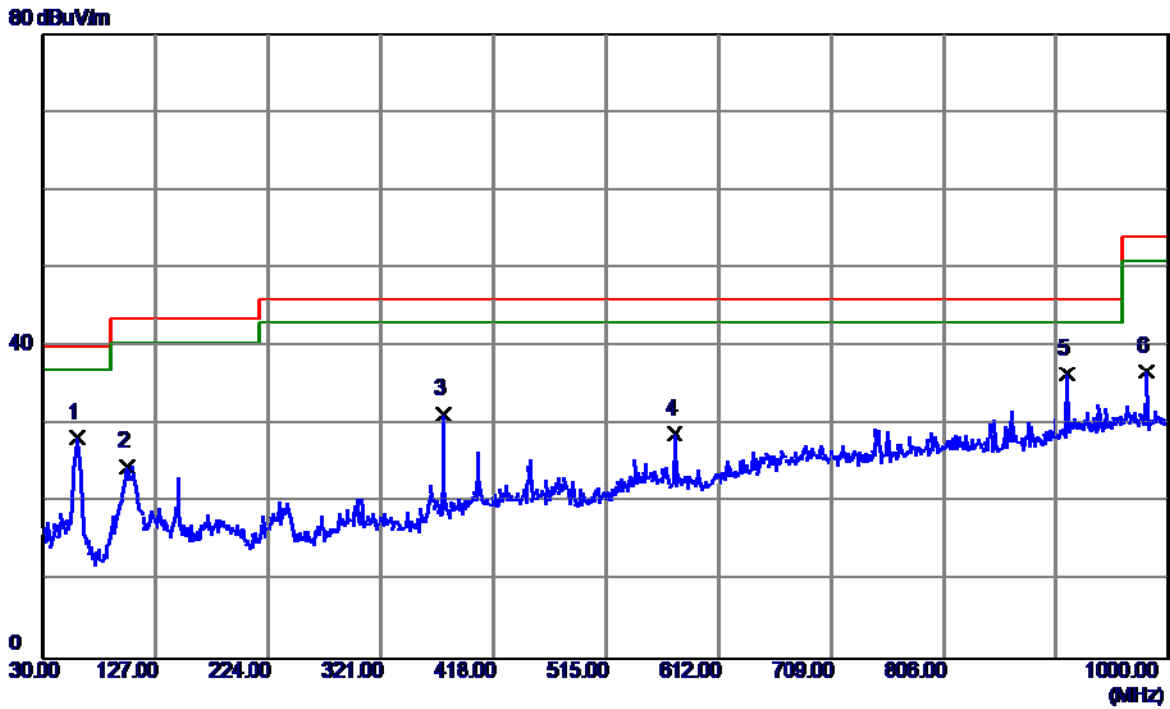
No.	Freq. MHz	Reading Level dBuV/m	Correct Factor dB	Measure ment dBuV/m	Limit dBuV/m	Margin dB	Detector
1 *	58.6150	41.82	-13.17	28.65	40.00	-11.35	QP
2	102.2650	39.09	-14.38	24.71	43.50	-18.79	QP
3	374.8350	39.36	-9.00	30.36	46.00	-15.64	QP
4	574.6550	33.14	-4.63	28.51	46.00	-17.49	QP
5	749.7400	31.09	-0.87	30.22	46.00	-15.78	QP
6	980.6000	33.45	3.65	37.10	54.00	-16.90	QP

EUT	Smart Phone	Model Name	CRO-L03
Temperature	25°C	Relative Humidity	60%
Test Voltage	AC 120V/60Hz	Polarization	Horizontal
Test Mode	USB copy(EUT with PC)+Idle+ Earphone		
Note	USB Cable:FOXCONN+Battery:Desay+Earphone:QUANCHENG		
Test Engineer	Kevin Li		



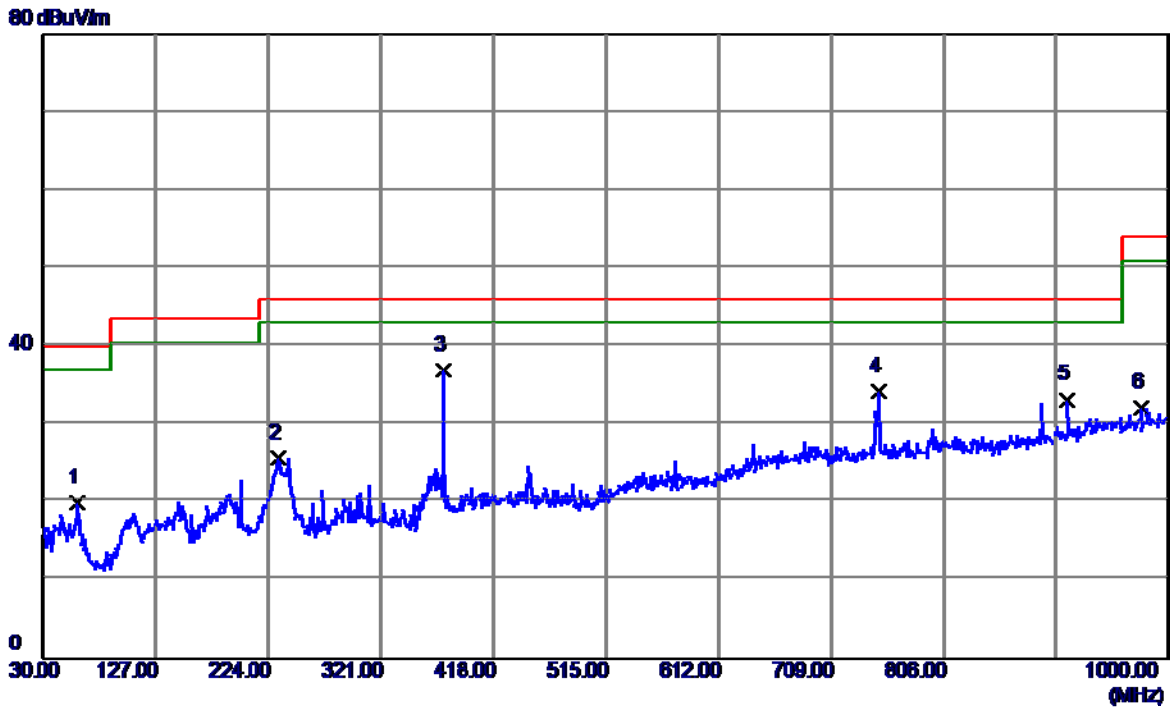
No.	Freq. MHz	Reading Level dBuV/m	Correct Factor dB	Measure ment dBuV/m	Limit dBuV/m	Margin dB	Detector
1	60.5550	33.35	-14.21	19.14	40.00	-20.86	QP
2	146.8850	34.18	-11.90	22.28	43.50	-21.22	QP
3	233.2150	38.31	-13.07	25.24	46.00	-20.76	QP
4 *	374.8350	45.78	-9.00	36.78	46.00	-9.22	QP
5	749.7400	33.08	-0.87	32.21	46.00	-13.79	QP
6	831.2199	33.09	0.60	33.69	46.00	-12.31	QP

EUT	Smart Phone	Model Name	CRO-L03
Temperature	25°C	Relative Humidity	60%
Test Voltage	AC 120V/60Hz	Polarization	Vertical
Test Mode	USB copy(EUT with PC)+Idle+ Earphone		
Note	USB Cable:HONGLIN+Battery:SCUD+Earphone:MERRY		
Test Engineer	Kevin Li		



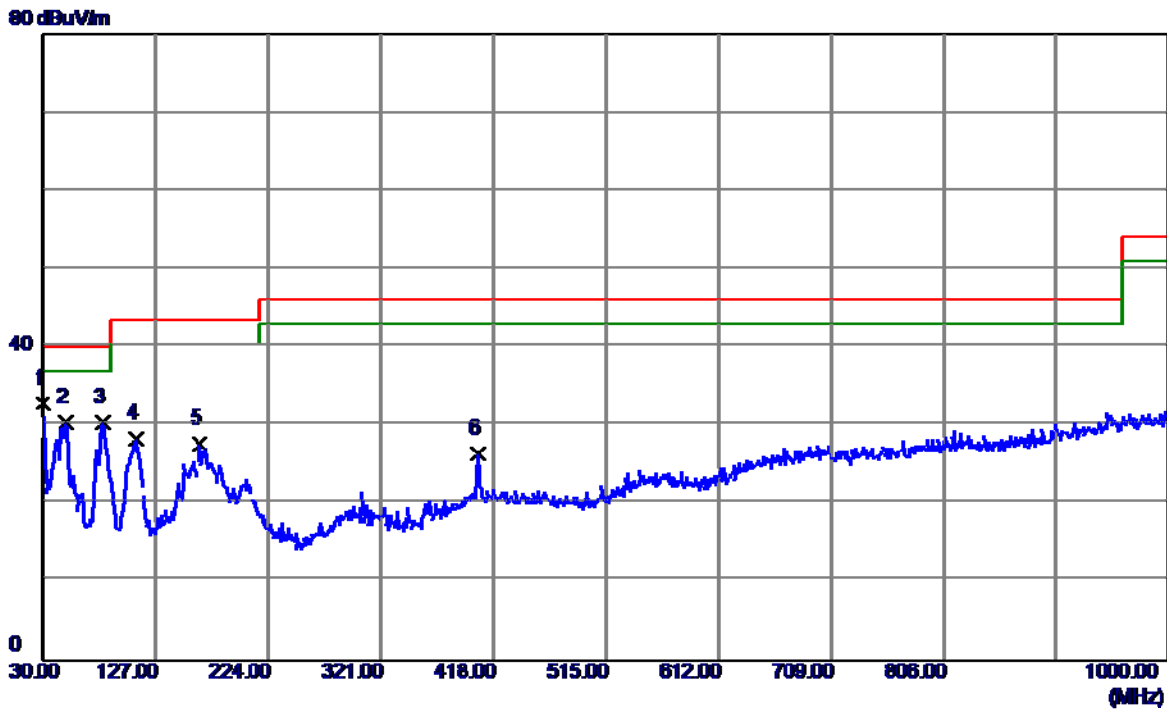
No.	Freq. MHz	Reading Level dBuV/m	Correct Factor dB	Measure ment dBuV/m	Limit dBuV/m	Margin dB	Detector
1	59.1000	41.93	-13.55	28.38	40.00	-11.62	QP
2	102.2650	38.99	-14.38	24.61	43.50	-18.89	QP
3	374.8350	40.32	-9.00	31.32	46.00	-14.68	QP
4	574.6550	33.42	-4.63	28.79	46.00	-17.21	QP
5 *	912.7000	34.46	2.07	36.53	46.00	-9.47	QP
6	980.6000	33.09	3.65	36.74	54.00	-17.26	QP

EUT	Smart Phone	Model Name	CRO-L03
Temperature	25°C	Relative Humidity	60%
Test Voltage	AC 120V/60Hz	Polarization	Horizontal
Test Mode	USB copy(EUT with PC)+Idle+ Earphone		
Note	USB Cable:HONGLIN+Battery:SCUD+Earphone:MERRY		
Test Engineer	Kevin Li		



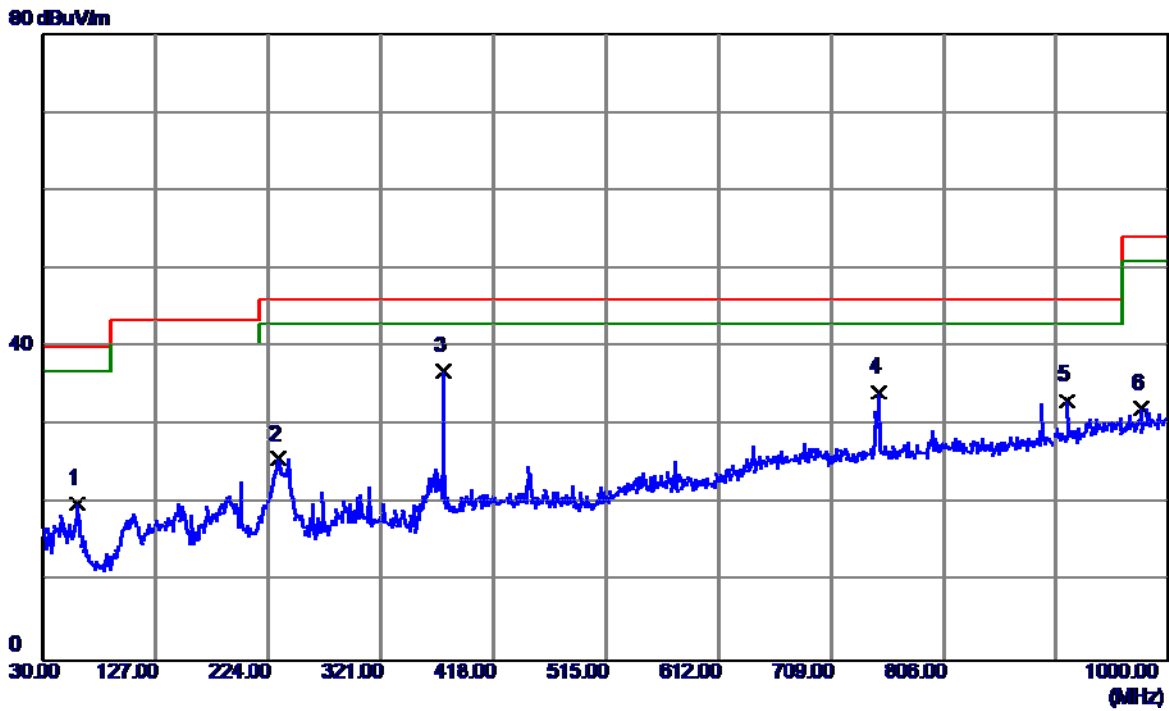
No.	Freq. MHz	Reading Level dBuV/m	Correct Factor dB	Measure ment dBuV/m	Limit dBuV/m	Margin dB	Detector
1	58.6150	33.21	-13.17	20.04	40.00	-19.96	QP
2	232.2450	38.70	-13.02	25.68	46.00	-20.32	QP
3 *	374.8350	45.90	-9.00	36.90	46.00	-9.10	QP
4	749.7400	35.07	-0.87	34.20	46.00	-11.80	QP
5	912.7000	31.13	2.07	33.20	46.00	-12.80	QP
6	976.2350	28.64	3.59	32.23	54.00	-21.77	QP

EUT	Smart Phone	Model Name	CRO-L03
Temperature	25°C	Relative Humidity	60%
Test Voltage	AC 120V/60Hz	Polarization	Vertical
Test Mode	Adapter+Idle+BT+WIFI+GPS+Camera on+Earphone		
Note	Adapter:PHITEK+USB Cable:Luxshare+Battery:SCUDEarphone:Lianchuang		
Test Engineer	Kevin Li		



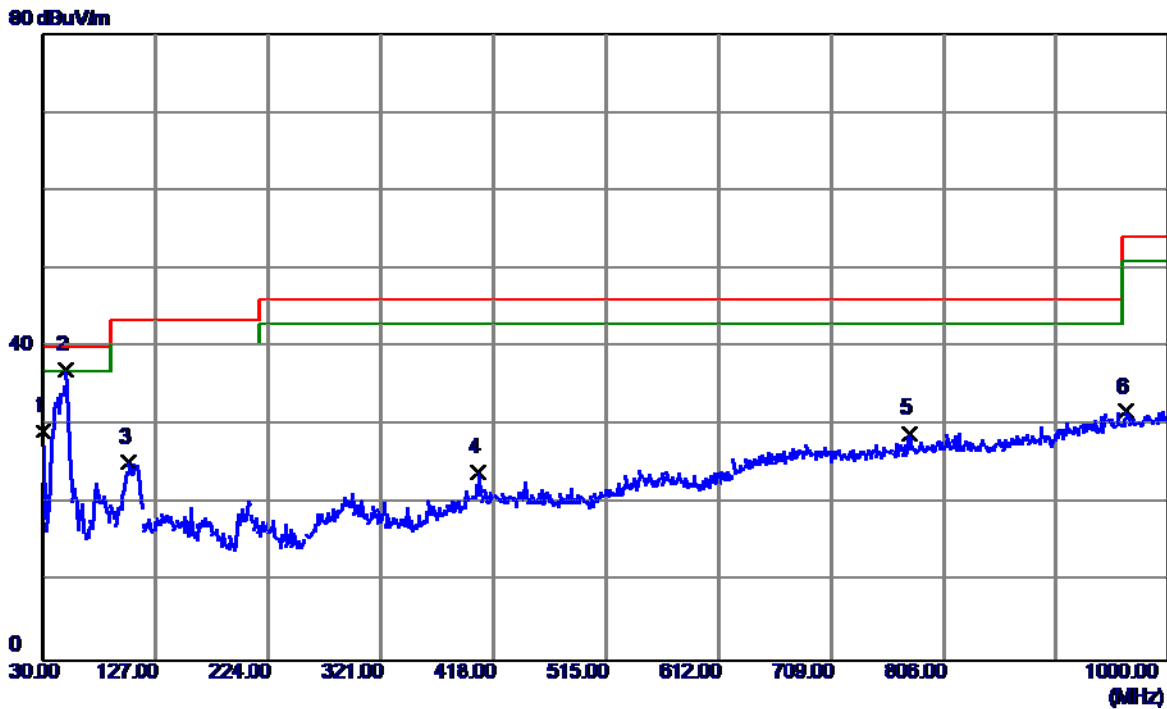
No.	Freq. MHz	Reading Level dBuV/m	Correct Factor dB	Measurement dBuV/m	Limit dBuV/m	Margin dB	Detector
1 *	30.0000	45.67	-12.80	32.87	40.00	-7.13	QP
2	49.4000	42.54	-12.16	30.38	40.00	-9.62	QP
3	81.8949	46.97	-16.56	30.41	40.00	-9.59	QP
4	109.5400	42.28	-13.90	28.38	43.50	-15.12	QP
5	164.3450	39.36	-11.75	27.61	43.50	-15.89	QP
6	404.9050	33.60	-7.19	26.41	46.00	-19.59	QP

EUT	Smart Phone	Model Name	CRO-L03
Temperature	25°C	Relative Humidity	60%
Test Voltage	AC 120V/60Hz	Polarization	Horizontal
Test Mode	Adapter+Idle+BT+WIFI+GPS+Camera on+Earphone		
Note	Adapter:PHITEK+USB Cable:Luxshare+Battery:SCUDEarphone:Lianchuang		
Test Engineer	Kevin Li		



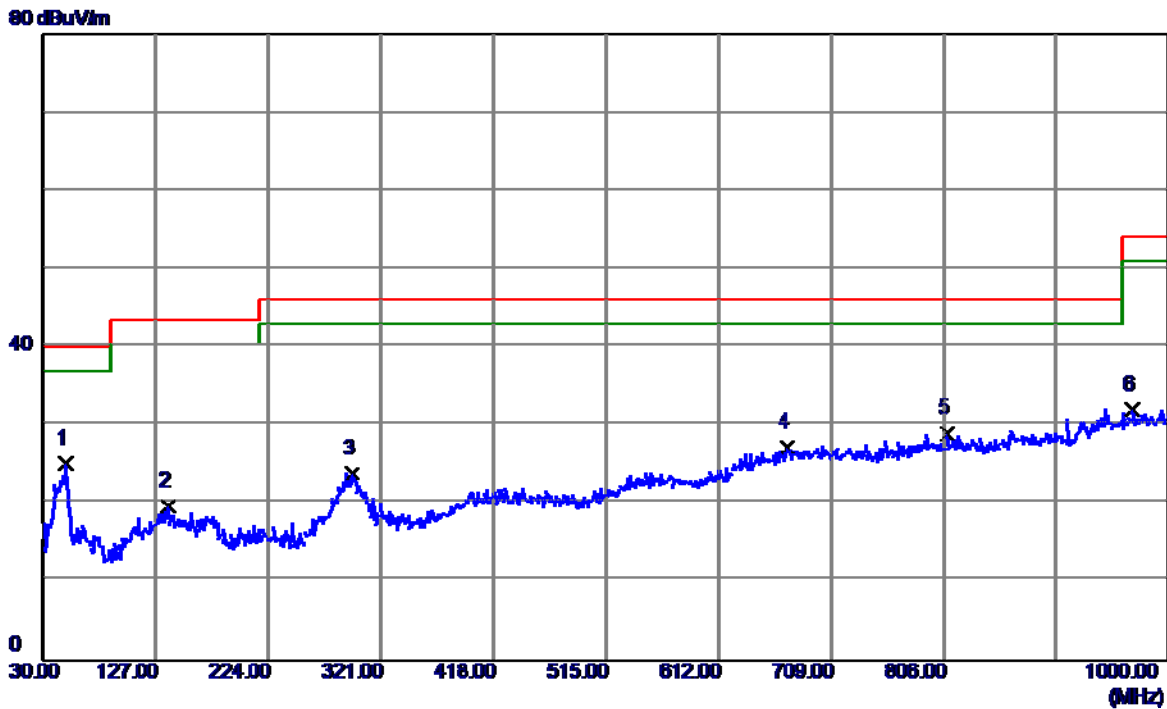
No.	Freq. MHz	Reading Level dBuV/m	Correct Factor dB	Measurement dBuV/m	Limit dBuV/m	Margin dB	Detector
1	58.6150	33.21	-13.17	20.04	40.00	-19.96	QP
2	232.2450	38.70	-13.02	25.68	46.00	-20.32	QP
3 *	374.8350	45.90	-9.00	36.90	46.00	-9.10	QP
4	749.7400	35.07	-0.87	34.20	46.00	-11.80	QP
5	912.7000	31.13	2.07	33.20	46.00	-12.80	QP
6	976.2350	28.64	3.59	32.23	54.00	-21.77	QP

EUT	Smart Phone	Model Name	CRO-L03
Temperature	25°C	Relative Humidity	60%
Test Voltage	AC 120V/60Hz	Polarization	Vertical
Test Mode	Adapter+Idle+BT+WIFI+GPS+Camera on+Earphone		
Note	Adapter:Huntkey+USB Cable:Luxshare+Battery:SCUDEarphone:Lianchuang		
Test Engineer	Kevin Li		



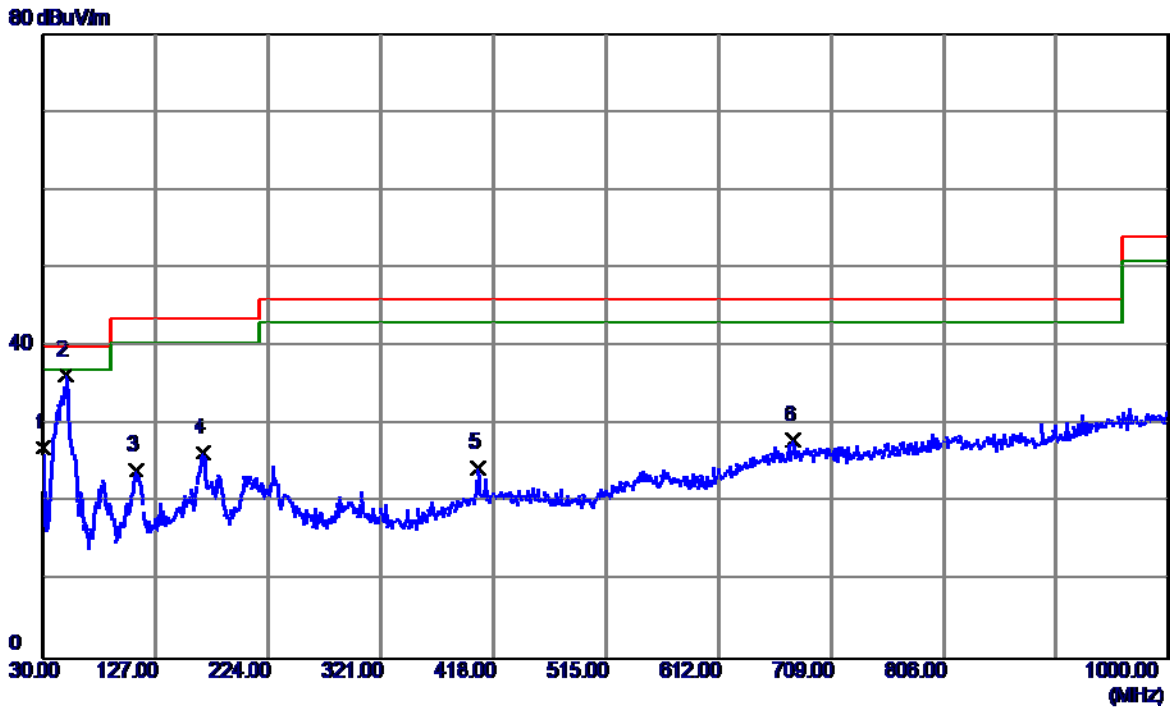
No.	Freq. MHz	Reading Level dBuV/m	Correct Factor dB	Measurement dBuV/m	Limit dBuV/m	Margin dB	Detector
1	30.0000	42.11	-12.80	29.31	40.00	-10.69	QP
2 *	49.4000	49.31	-12.16	37.15	40.00	-2.85	QP
3	103.7200	39.53	-14.28	25.25	43.50	-18.25	QP
4	404.9050	31.24	-7.19	24.05	46.00	-21.95	QP
5	777.3850	28.95	-0.06	28.89	46.00	-17.11	QP
6	963.1400	28.36	3.40	31.76	54.00	-22.24	QP

EUT	Smart Phone	Model Name	CRO-L03
Temperature	25°C	Relative Humidity	60%
Test Voltage	AC 120V/60Hz	Polarization	Horizontal
Test Mode	Adapter+Idle+BT+WIFI+GPS+Camera on+Earphone		
Note	Adapter:Huntkey+USB Cable:Luxshare+Battery:SCUDEarphone:Lianchuang		
Test Engineer	Kevin Li		



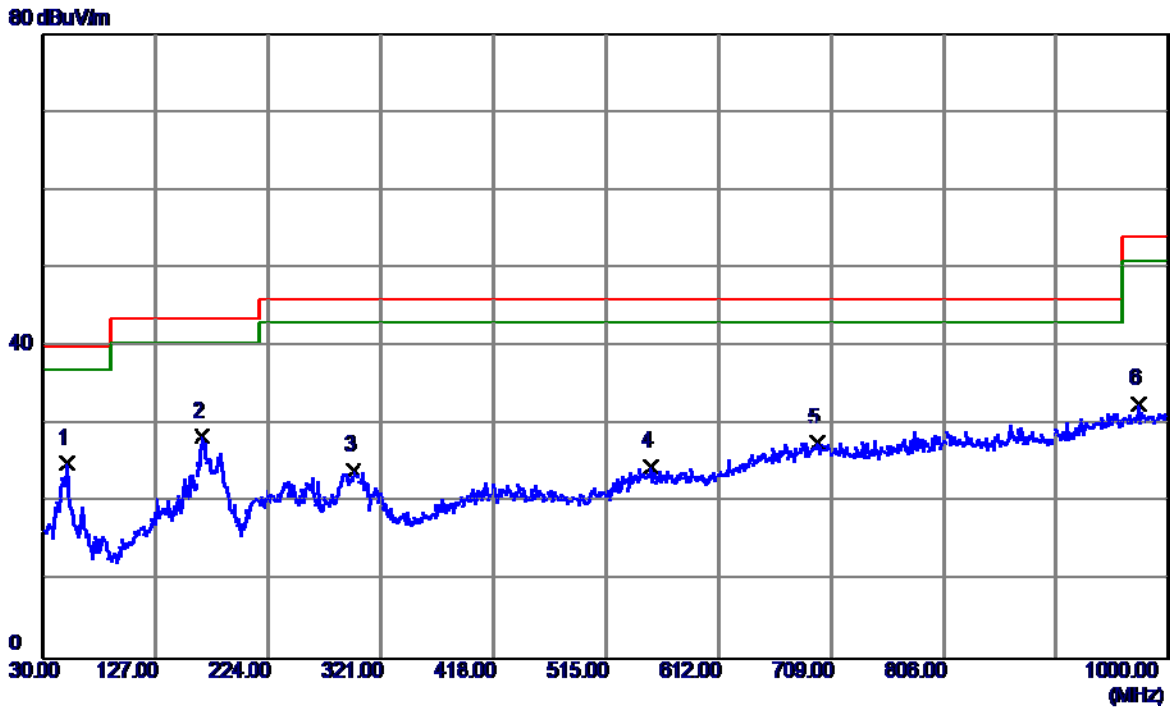
No.	Freq. MHz	Reading Level dBuV/m	Correct Factor dB	Measure ment dBuV/m	Limit dBuV/m	Margin dB	Detector
1 *	48.9150	37.31	-12.26	25.05	40.00	-14.95	QP
2	137.6700	31.37	-11.71	19.66	43.50	-23.84	QP
3	295.7800	33.84	-9.96	23.88	46.00	-22.12	QP
4	671.1700	28.45	-1.25	27.20	46.00	-18.80	QP
5	808.9099	28.38	0.61	28.99	46.00	-17.01	QP
6	968.9600	28.56	3.48	32.04	54.00	-21.96	QP

EUT	Smart Phone	Model Name	CRO-L03
Temperature	25°C	Relative Humidity	60%
Test Voltage	AC 120V/60Hz	Polarization	Vertical
Test Mode	Adapter+Idle+BT+WIFI+GPS+Camera on+Earphone		
Note	Adapter:BYD+USB Cable:Luxshare+Battery:SCUDEarphone:Lianchuang		
Test Engineer	Kevin Li		



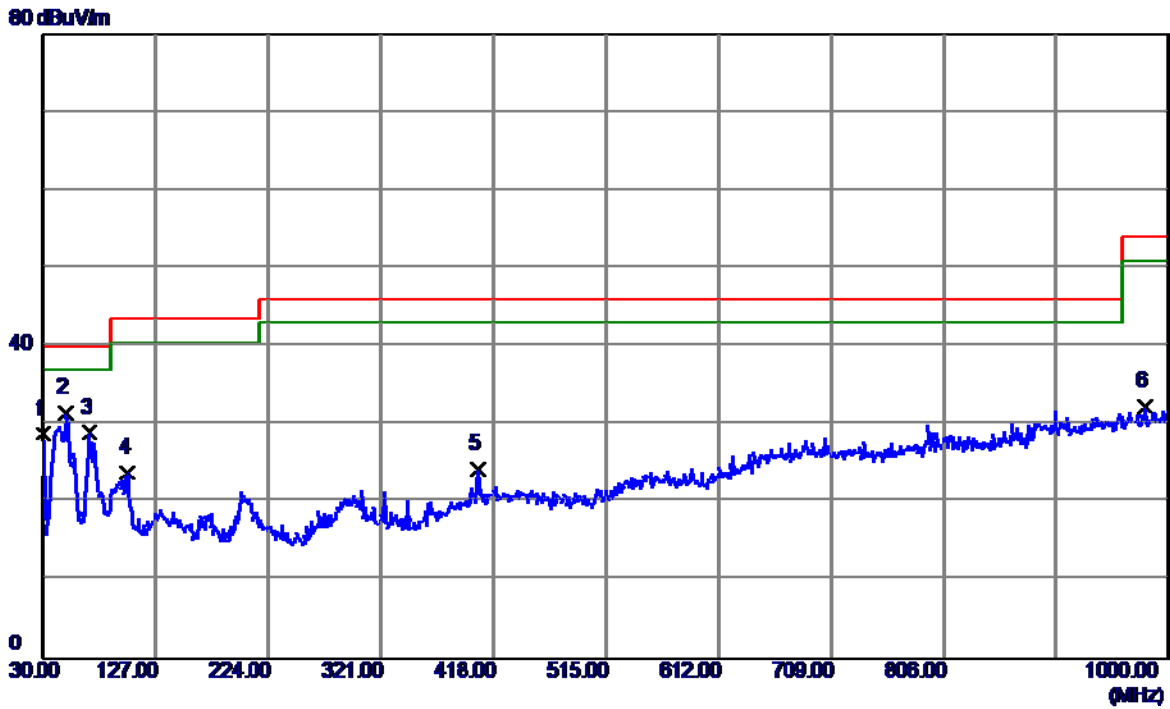
No.	Freq. MHz	Reading Level dBuV/m	Correct Factor dB	Measure ment dBuV/m	Limit dBuV/m	Margin dB	Detector
1	30.0000	39.90	-12.80	27.10	40.00	-12.90	QP
2 *	49.8849	48.33	-12.05	36.28	40.00	-3.72	QP
3	109.5400	38.02	-13.90	24.12	43.50	-19.38	QP
4	167.7400	37.52	-11.12	26.40	43.50	-17.10	QP
5	404.9050	31.67	-7.19	24.48	46.00	-21.52	QP
6	676.9900	29.20	-1.13	28.07	46.00	-17.93	QP

EUT	Smart Phone	Model Name	CRO-L03
Temperature	25°C	Relative Humidity	60%
Test Voltage	AC 120V/60Hz	Polarization	Horizontal
Test Mode	Adapter+Idle+BT+WIFI+GPS+Camera on+Earphone		
Note	Adapter:BYD+USB Cable:Luxshare+Battery:SCUDEarphone:Lianchuang		
Test Engineer	Kevin Li		



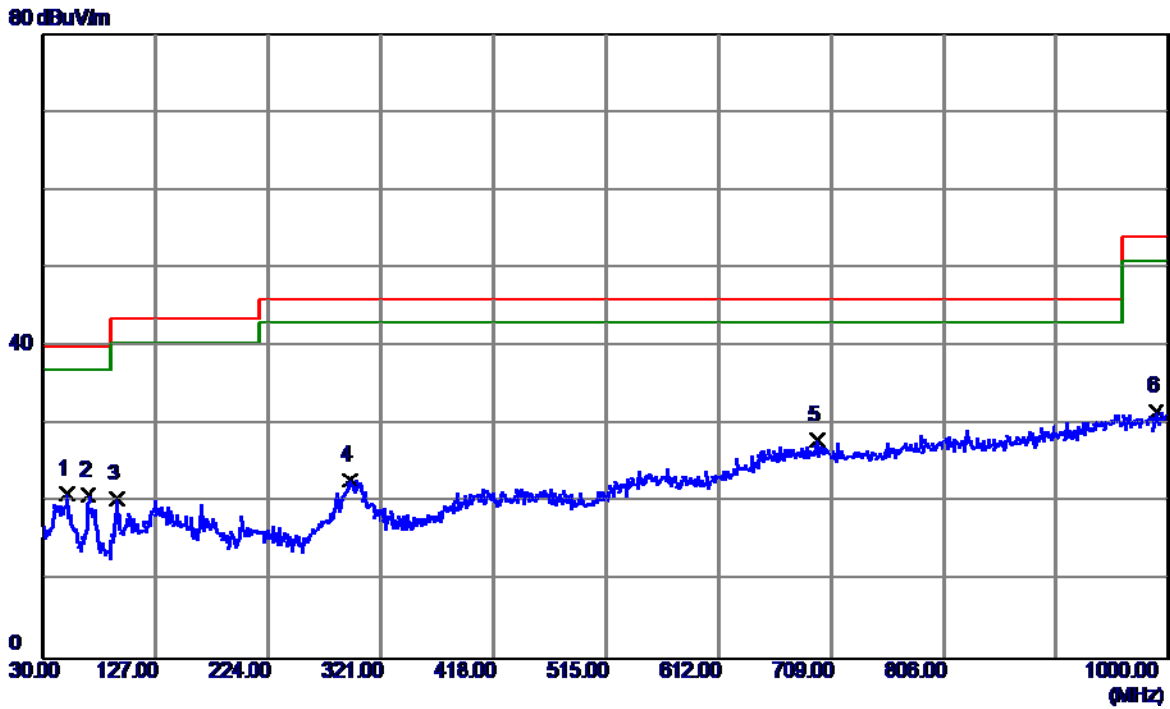
No.	Freq. MHz	Reading Level dBuV/m	Correct Factor dB	Measure ment dBuV/m	Limit dBuV/m	Margin dB	Detector
1 *	50.3700	37.16	-12.12	25.04	40.00	-14.96	QP
2	167.2550	39.68	-11.21	28.47	43.50	-15.03	QP
3	297.2349	34.09	-9.95	24.14	46.00	-21.86	QP
4	553.3150	29.13	-4.47	24.66	46.00	-21.34	QP
5	696.8750	28.44	-0.72	27.72	46.00	-18.28	QP
6	974.2950	29.06	3.56	32.62	54.00	-21.38	QP

EUT	Smart Phone	Model Name	CRO-L03
Temperature	25°C	Relative Humidity	60%
Test Voltage	AC 120V/60Hz	Polarization	Vertical
Test Mode	Adapter+Idle+Playing+Speaker		
Note	Adapter:Huntkey+USB Cable:Luxshare+Battery:SCUD		
Test Engineer	Kevin Li		



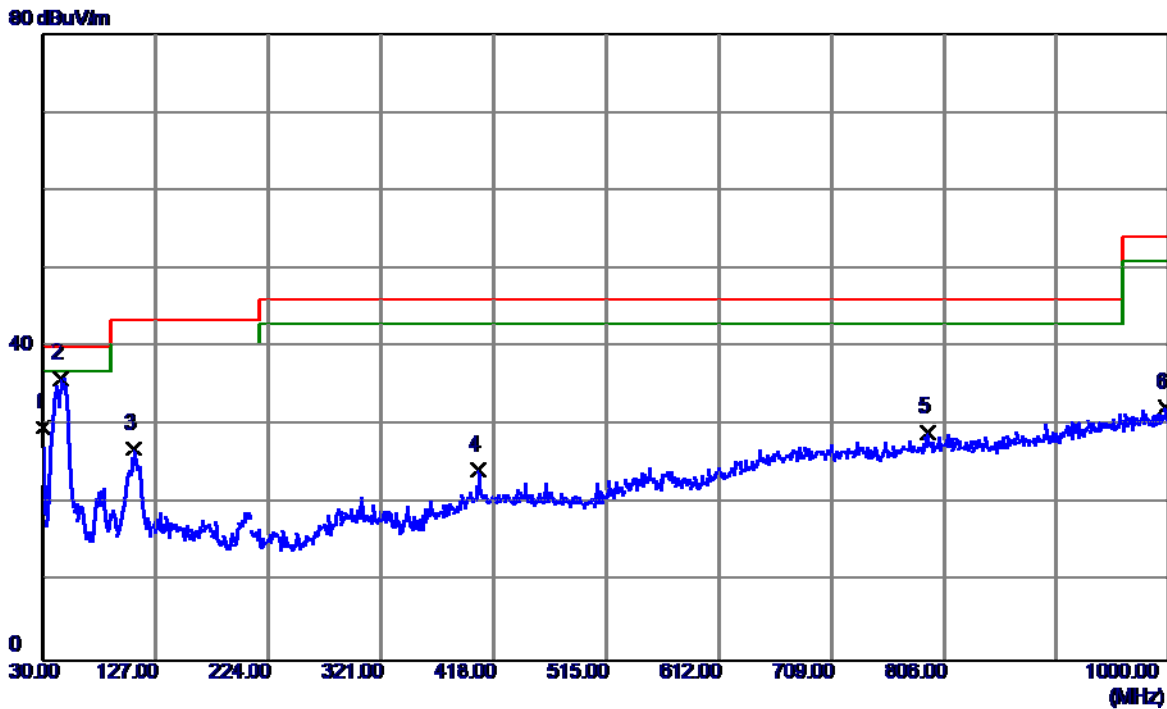
No.	Freq. MHz	Reading Level dBuV/m	Correct Factor dB	Measure ment dBuV/m	Limit dBuV/m	Margin dB	Detector
1	30.0000	41.63	-12.80	28.83	40.00	-11.17	QP
2 *	49.4000	43.62	-12.16	31.46	40.00	-8.54	QP
3	69.7699	44.06	-15.15	28.91	40.00	-11.09	QP
4	102.7500	38.14	-14.35	23.79	43.50	-19.71	QP
5	405.3900	31.58	-7.19	24.39	46.00	-21.61	QP
6	979.1450	28.63	3.63	32.26	54.00	-21.74	QP

EUT	Smart Phone	Model Name	CRO-L03
Temperature	25°C	Relative Humidity	60%
Test Voltage	AC 120V/60Hz	Polarization	Horizontal
Test Mode	Adapter+Idle+Playing+Speaker		
Note	Adapter:Huntkey+USB Cable:Luxshare+Battery:SCUD		
Test Engineer	Kevin Li		



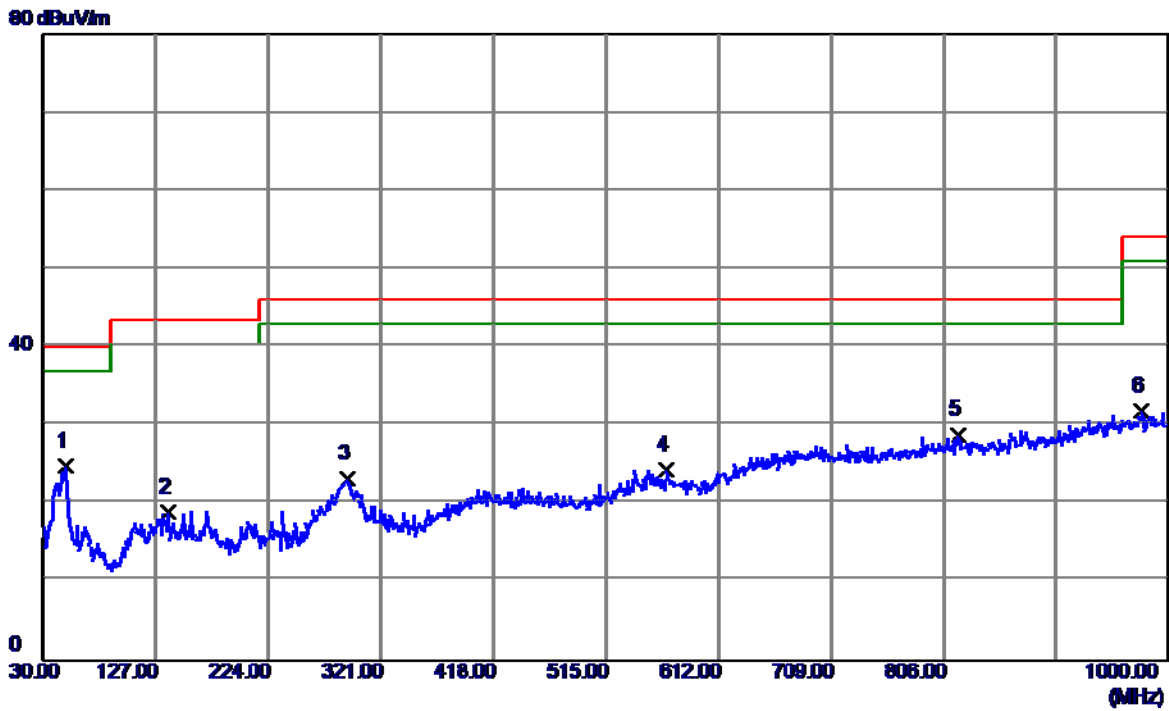
No.	Freq. MHz	Reading Level dBuV/m	Correct Factor dB	Measure ment dBuV/m	Limit dBuV/m	Margin dB	Detector
1	50.8550	33.36	-12.24	21.12	40.00	-18.88	QP
2	68.8000	35.83	-14.86	20.97	40.00	-19.03	QP
3	93.5350	36.73	-16.31	20.42	43.50	-23.08	QP
4	294.3250	32.81	-9.96	22.85	46.00	-23.15	QP
5 *	697.3600	28.77	-0.71	28.06	46.00	-17.94	QP
6	989.3300	27.87	3.78	31.65	54.00	-22.35	QP

EUT	Smart Phone	Model Name	CRO-L03
Temperature	25°C	Relative Humidity	60%
Test Voltage	AC 120V/60Hz	Polarization	Vertical
Test Mode	Adapter+Traffic (GSM)+ Earphone		
Note	Adapter:Huntkey+USB Cable:Luxshare+Battery:SCUDEarphone:Lianchuang		
Test Engineer	Kevin Li		



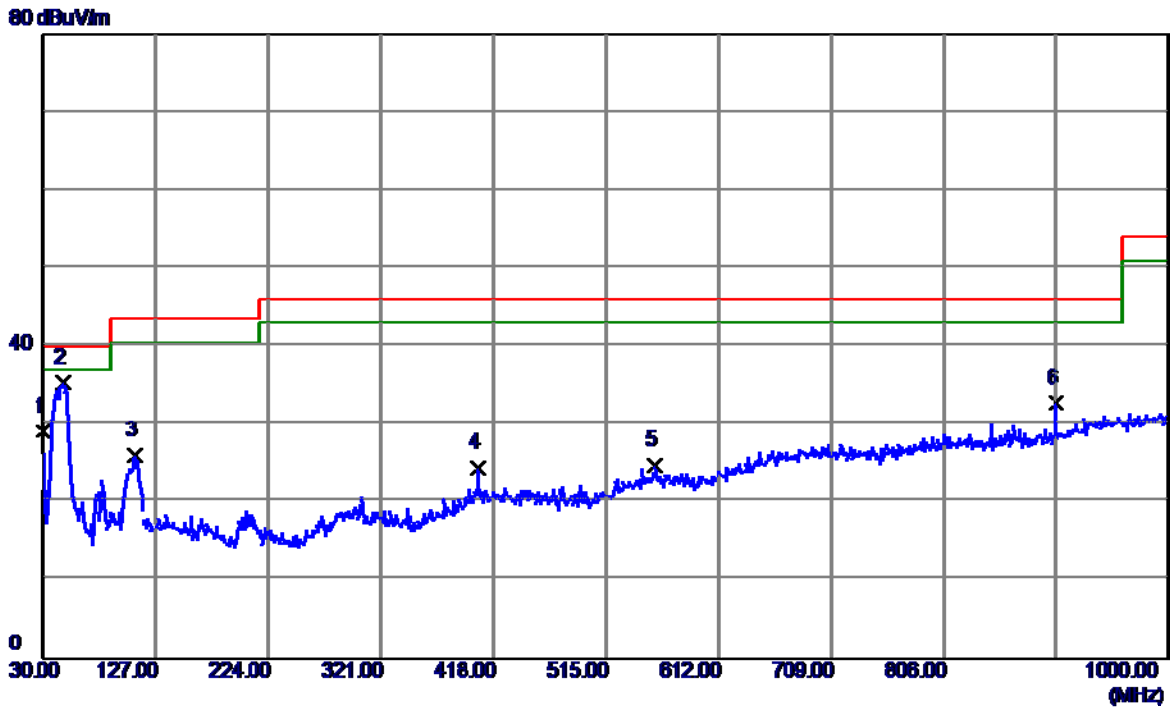
No.	Freq. MHz	Reading Level dBuV/m	Correct Factor dB	Measure ment dBuV/m	Limit dBuV/m	Margin dB	Detector
1	30.0000	42.51	-12.80	29.71	40.00	-10.29	QP
2 *	45.0350	47.91	-11.88	36.03	40.00	-3.97	QP
3	107.6000	41.02	-14.03	26.99	43.50	-16.51	QP
4	404.9050	31.54	-7.19	24.35	46.00	-21.65	QP
5	791.9350	28.70	0.37	29.07	46.00	-16.93	QP
6	997.0900	28.36	3.89	32.25	54.00	-21.75	QP

EUT	Smart Phone	Model Name	CRO-L03
Temperature	25°C	Relative Humidity	60%
Test Voltage	AC 120V/60Hz	Polarization	Horizontal
Test Mode	Adapter+Traffic (GSM)+ Earphone		
Note	Adapter:Huntkey+USB Cable:Luxshare+Battery:SCUDEarphone:Lianchuang		
Test Engineer	Kevin Li		



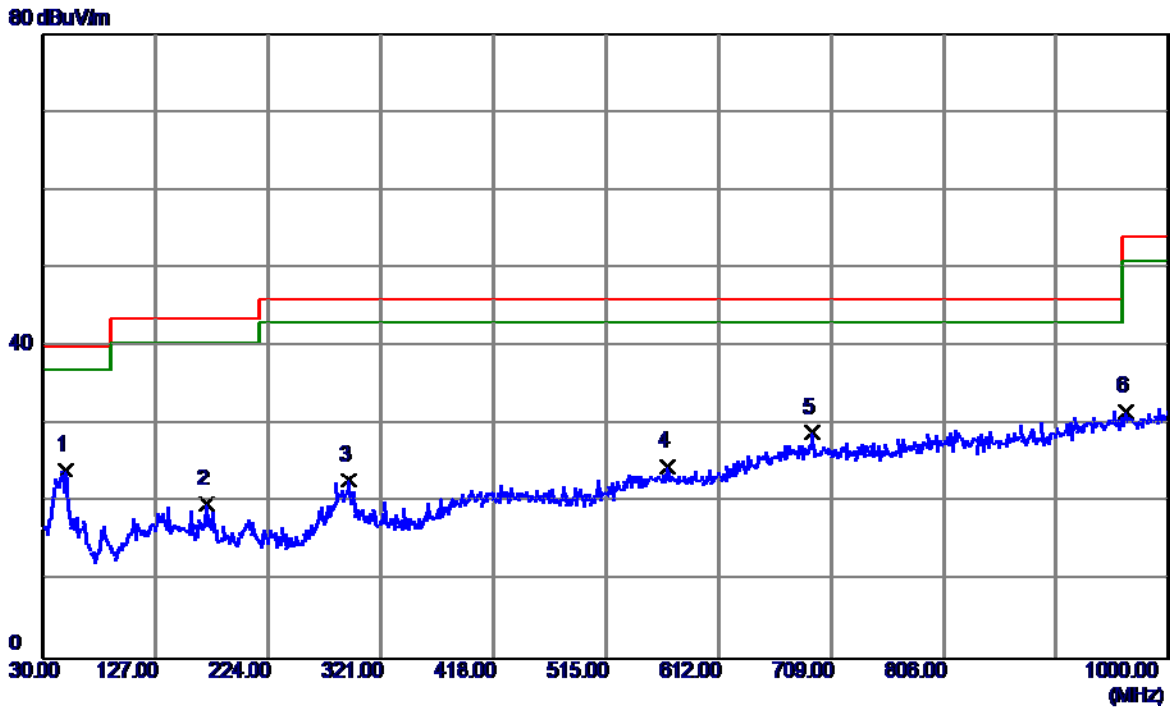
No.	Freq. MHz	Reading Level dBuV/m	Correct Factor dB	Measure ment dBuV/m	Limit dBuV/m	Margin dB	Detector
1 *	48.9150	37.03	-12.26	24.77	40.00	-15.23	QP
2	137.6700	30.66	-11.71	18.95	43.50	-24.55	QP
3	291.4150	33.15	-9.97	23.18	46.00	-22.82	QP
4	566.4099	28.85	-4.57	24.28	46.00	-21.72	QP
5	819.0949	28.27	0.60	28.87	46.00	-17.13	QP
6	976.7200	28.32	3.59	31.91	54.00	-22.09	QP

EUT	Smart Phone	Model Name	CRO-L03
Temperature	25°C	Relative Humidity	60%
Test Voltage	AC 120V/60Hz	Polarization	Vertical
Test Mode	Adapter+Traffic (WCDMA)		
Note	Adapter:Huntkey+USB Cable:Luxshare+Battery:SCUD		
Test Engineer	Kevin Li		



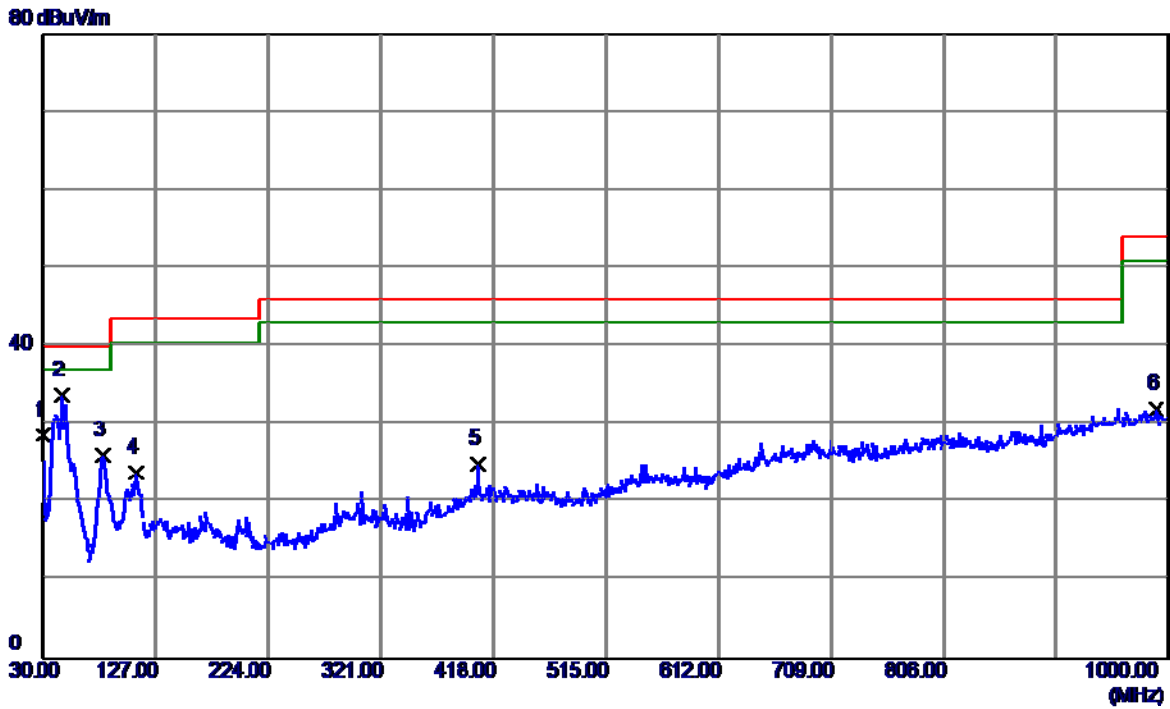
No.	Freq. MHz	Reading Level dBuV/m	Correct Factor dB	Measure ment dBuV/m	Limit dBuV/m	Margin dB	Detector
1	30.0000	41.89	-12.80	29.09	40.00	-10.91	QP
2 *	46.9750	47.66	-12.25	35.41	40.00	-4.59	QP
3	108.5700	40.08	-13.96	26.12	43.50	-17.38	QP
4	404.9050	31.60	-7.19	24.41	46.00	-21.59	QP
5	557.1950	29.23	-4.50	24.73	46.00	-21.27	QP
6	902.5150	30.96	1.76	32.72	46.00	-13.28	QP

EUT	Smart Phone	Model Name	CRO-L03
Temperature	25°C	Relative Humidity	60%
Test Voltage	AC 120V/60Hz	Polarization	Horizontal
Test Mode	Adapter+Traffic (WCDMA)		
Note	Adapter:Huntkey+USB Cable:Luxshare+Battery:SCUD		
Test Engineer	Kevin Li		



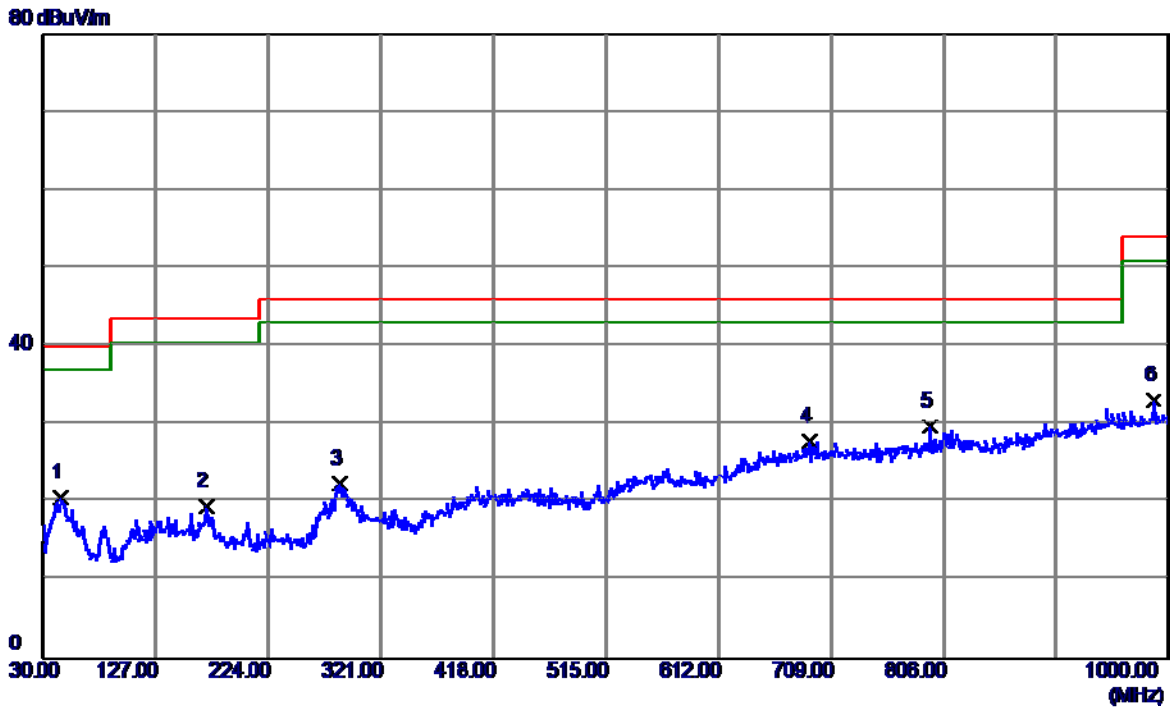
No.	Freq. MHz	Reading Level dBuV/m	Correct Factor dB	Measure ment dBuV/m	Limit dBuV/m	Margin dB	Detector
1 *	48.9150	36.35	-12.26	24.09	40.00	-15.91	QP
2	171.6200	30.82	-10.94	19.88	43.50	-23.62	QP
3	292.8700	32.79	-9.97	22.82	46.00	-23.18	QP
4	567.8650	29.29	-4.58	24.71	46.00	-21.29	QP
5	692.9950	29.83	-0.80	29.03	46.00	-16.97	QP
6	963.6250	28.25	3.40	31.65	54.00	-22.35	QP

EUT	Smart Phone	Model Name	CRO-L03
Temperature	25°C	Relative Humidity	60%
Test Voltage	AC 120V/60Hz	Polarization	Vertical
Test Mode	Adapter+Traffic (LTE)		
Note	Adapter:Huntkey+USB Cable:Luxshare+Battery:SCUD		
Test Engineer	Kevin Li		



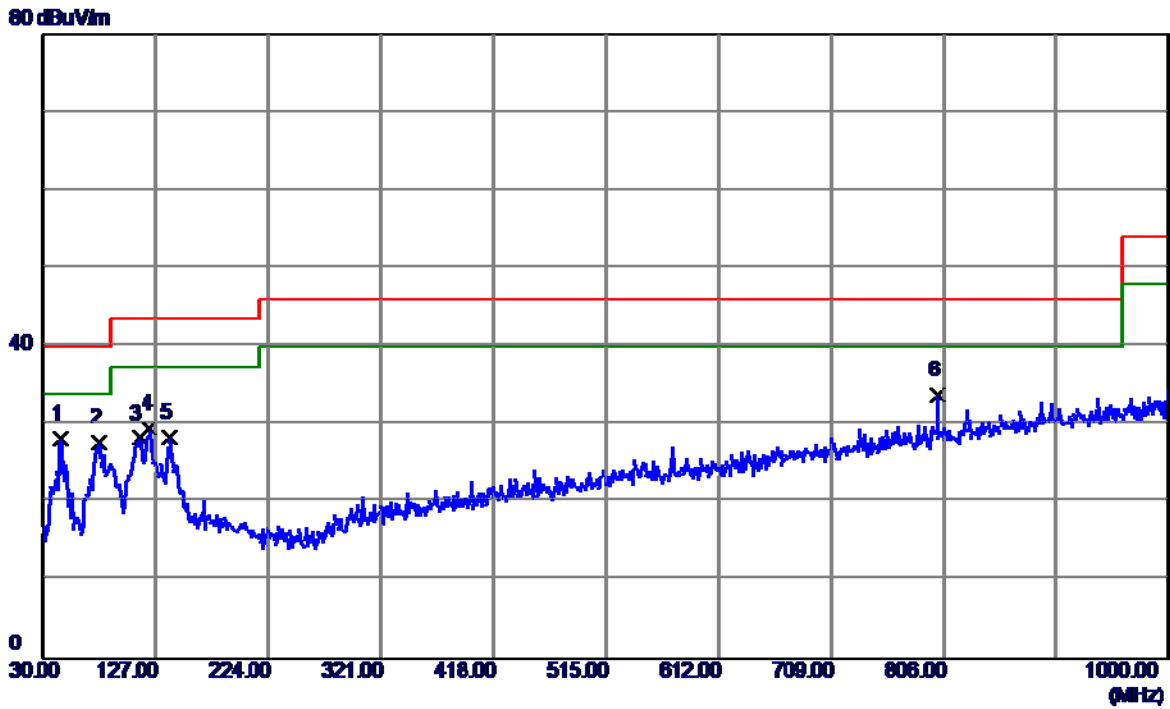
No.	Freq. MHz	Reading Level dBuV/m	Correct Factor dB	Measure ment dBuV/m	Limit dBuV/m	Margin dB	Detector
1	30.0000	41.48	-12.80	28.68	40.00	-11.32	QP
2 *	46.0050	45.87	-12.07	33.80	40.00	-6.20	QP
3	81.8949	42.69	-16.56	26.13	40.00	-13.87	QP
4	110.0250	37.65	-13.86	23.79	43.50	-19.71	QP
5	404.9050	32.08	-7.19	24.89	46.00	-21.11	QP
6	989.3300	28.27	3.78	32.05	54.00	-21.95	QP

EUT	Smart Phone	Model Name	CRO-L03
Temperature	25°C	Relative Humidity	60%
Test Voltage	AC 120V/60Hz	Polarization	Horizontal
Test Mode	Adapter+Traffic (LTE)		
Note	Adapter:Huntkey+USB Cable:Luxshare+Battery:SCUD		
Test Engineer	Kevin Li		



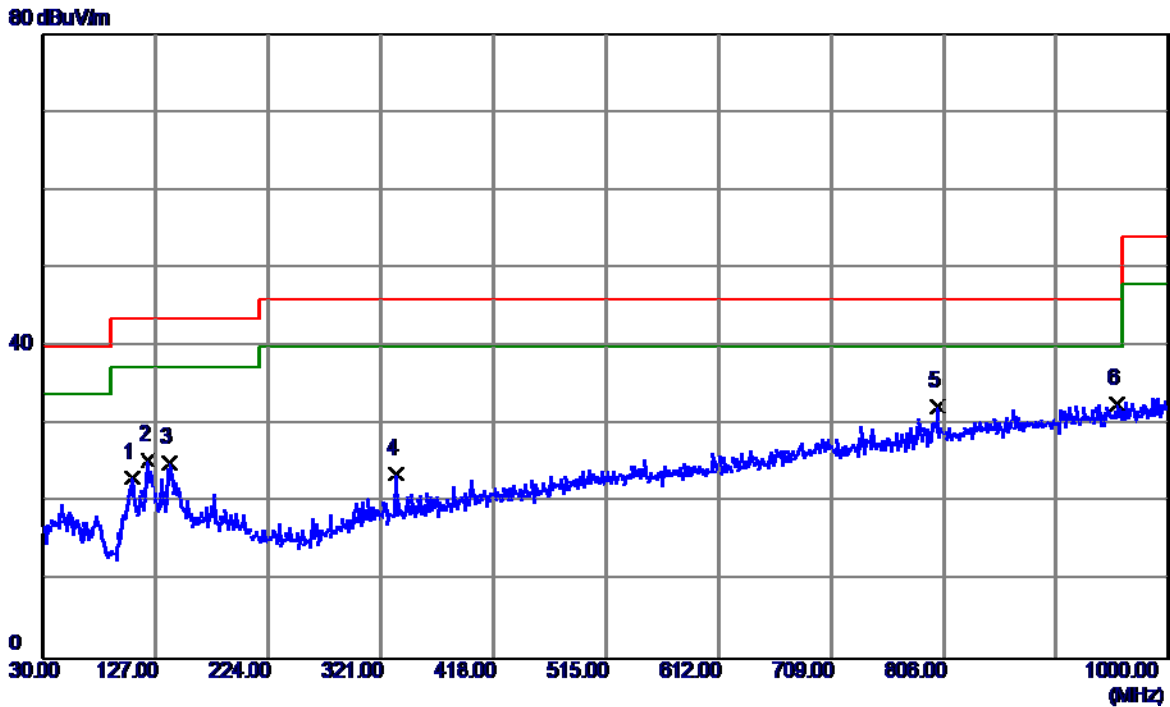
No.	Freq. MHz	Reading Level dBuV/m	Correct Factor dB	Measure ment dBuV/m	Limit dBuV/m	Margin dB	Detector
1	45.5200	32.60	-11.98	20.62	40.00	-19.38	QP
2	170.6500	30.33	-10.80	19.53	43.50	-23.97	QP
3	285.1099	33.25	-10.83	22.42	46.00	-23.58	QP
4	690.5700	28.67	-0.85	27.82	46.00	-18.18	QP
5 *	793.8750	29.32	0.43	29.75	46.00	-16.25	QP
6	986.9050	29.39	3.74	33.13	54.00	-20.87	QP

EUT	Smart Phone	Model Name	CRO-L03
Temperature	25°C	Relative Humidity	60%
Test Voltage	AC 120V/60Hz	Polarization	Vertical
Test Mode	USB copy(EUT with PC)+Idle+ Earphone		
Note	USB Cable:Luxshare+Battery:Sunwoda+Earphone:QUANCHENG(Black)		
Test Engineer	Kevin Li		



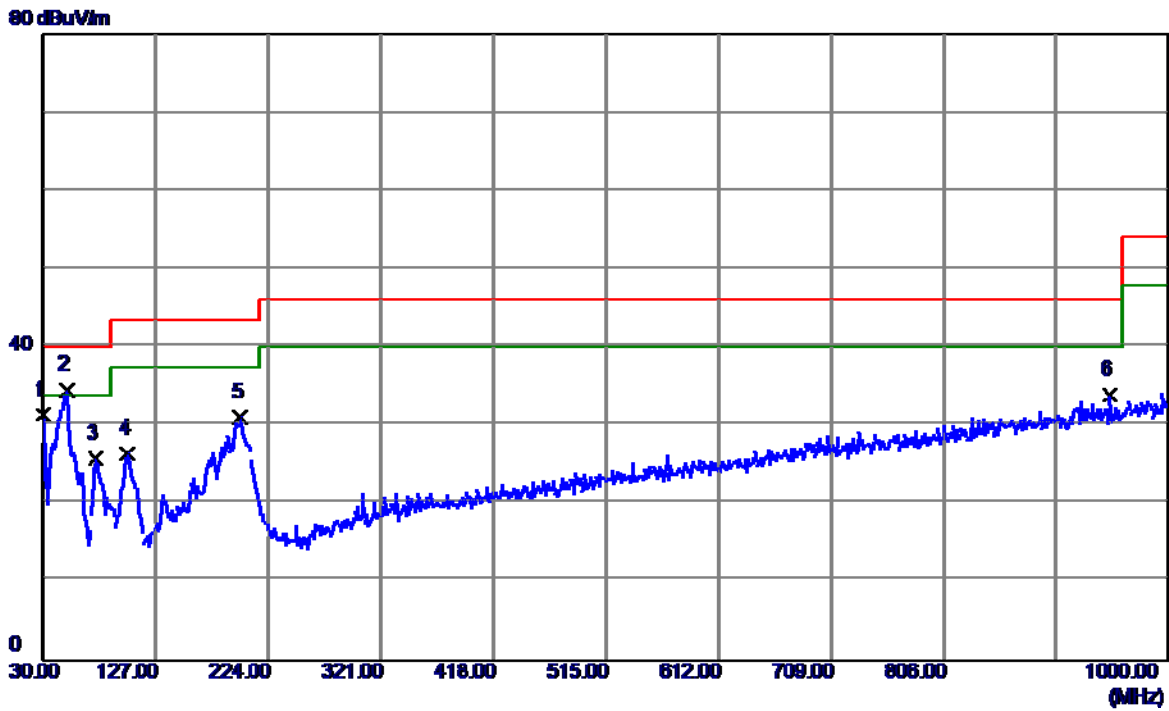
No.	Freq. MHz	Reading Level dBuV/m	Correct Factor dB	Measure ment dBuV/m	Limit dBuV/m	Margin dB	Detector
1 *	45.5200	39.92	-11.80	28.12	40.00	-11.88	QP
2	78.5000	44.06	-16.41	27.65	40.00	-12.35	QP
3	112.4500	43.01	-14.77	28.24	43.50	-15.26	QP
4	122.1500	43.04	-13.53	29.51	43.50	-13.99	QP
5	138.6400	40.89	-12.53	28.36	43.50	-15.14	QP
6	800.1800	32.94	0.79	33.73	46.00	-12.27	QP

EUT	Smart Phone	Model Name	CRO-L03
Temperature	25°C	Relative Humidity	60%
Test Voltage	AC 120V/60Hz	Polarization	Horizontal
Test Mode	USB copy(EUT with PC)+Idle+ Earphone		
Note	USB Cable:Luxshare+Battery:Sunwoda+Earphone:QUANCHENG(Black)		
Test Engineer	Kevin Li		



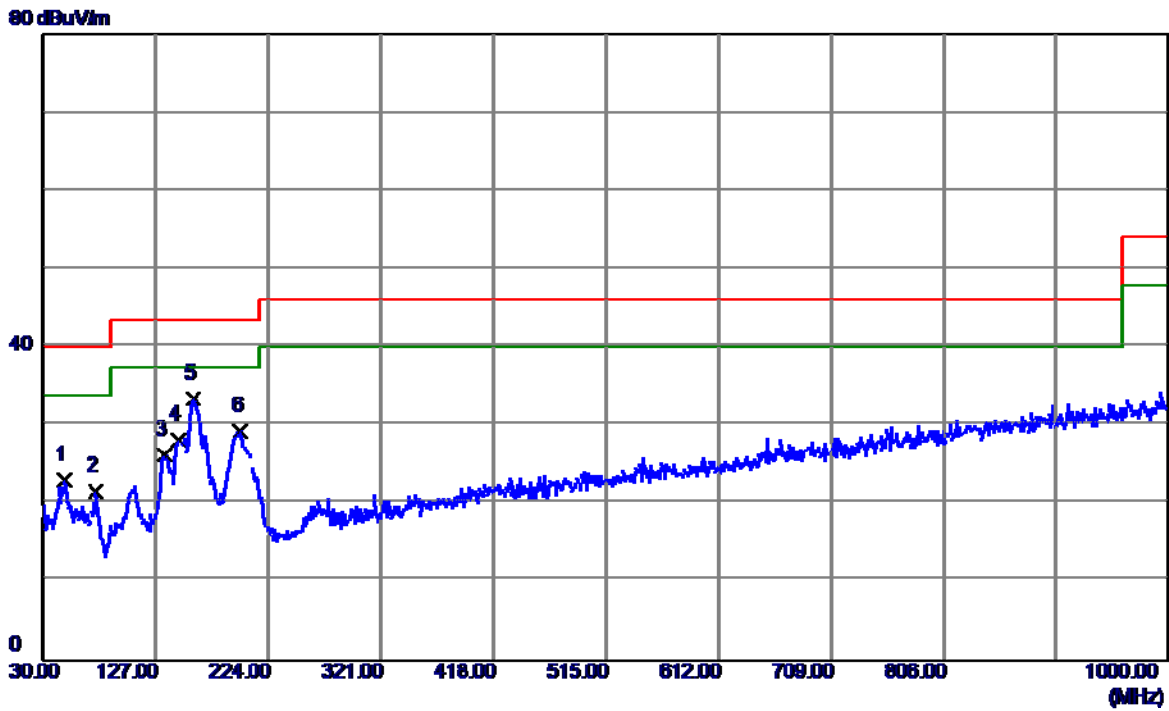
No.	Freq. MHz	Reading Level dBuV/m	Correct Factor dB	Measure ment dBuV/m	Limit dBuV/m	Margin dB	Detector
1	106.6300	38.99	-15.72	23.27	43.50	-20.23	QP
2	120.2100	39.09	-13.66	25.43	43.50	-18.07	QP
3	138.6400	37.59	-12.53	25.06	43.50	-18.44	QP
4	333.6099	33.55	-9.86	23.69	46.00	-22.31	QP
5	800.1800	31.58	0.79	32.37	46.00	-13.63	QP
6 *	955.3800	28.75	3.87	32.62	46.00	-13.38	QP

EUT	Smart Phone	Model Name	CRO-L03
Temperature	25°C	Relative Humidity	60%
Test Voltage	AC 120V/60Hz	Polarization	Vertical
Test Mode	Adapter+Idle+BT+WIFI+GPS+Camera on+Earphone		
Note	Adapter:PHITEK+USB Cable:Luxshare+Battery:Sunwoda+Earphone:Lianchuang(Black)		
Test Engineer	Kevin Li		



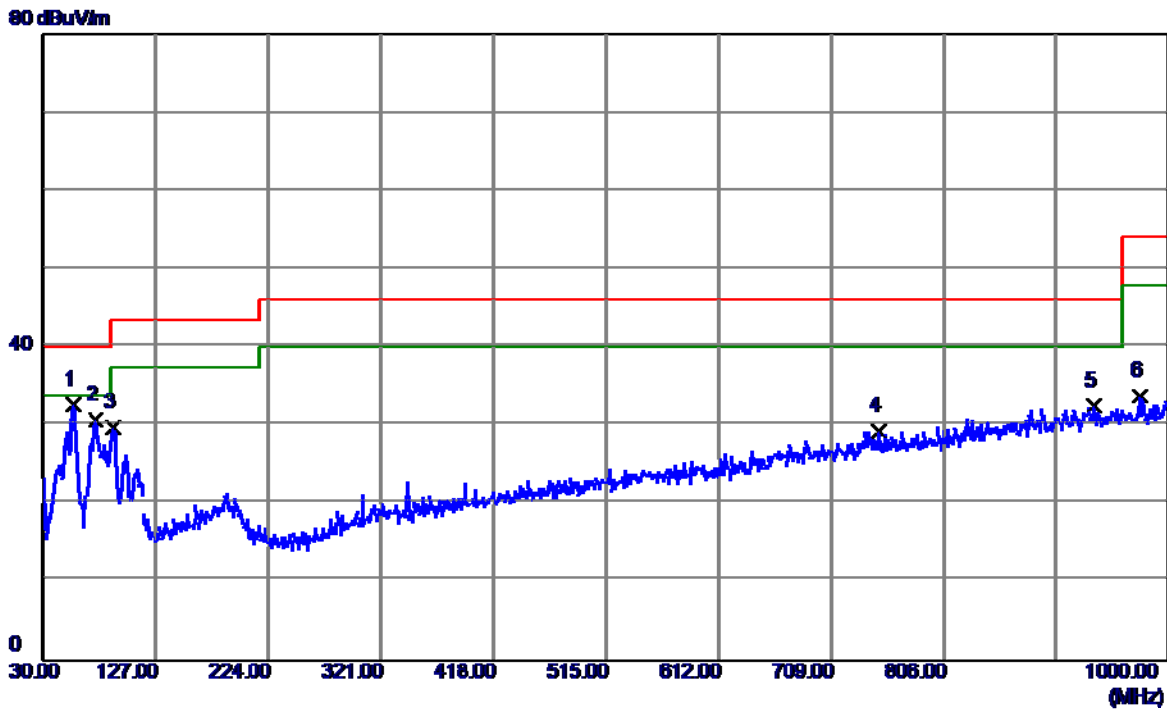
No.	Freq. MHz	Reading Level dBuV/m	Correct Factor dB	Measure ment dBuV/m	Limit dBuV/m	Margin dB	Detector
1	30.0000	45.38	-13.99	31.39	40.00	-8.61	QP
2 *	50.3700	46.37	-11.84	34.53	40.00	-5.47	QP
3	75.5899	41.50	-15.78	25.72	40.00	-14.28	QP
4	102.7500	42.80	-16.41	26.39	43.50	-17.11	QP
5	199.7500	43.09	-12.11	30.98	43.50	-12.52	QP
6	949.5600	30.12	3.76	33.88	46.00	-12.12	QP

EUT	Smart Phone	Model Name	CRO-L03
Temperature	25°C	Relative Humidity	60%
Test Voltage	AC 120V/60Hz	Polarization	Horizontal
Test Mode	Adapter+Idle+BT+WIFI+GPS+Camera on+Earphone		
Note	Adapter:PHITEK+USB Cable:Luxshare+Battery:Sunwoda+Earphone:Lianchuang(Black)		
Test Engineer	Kevin Li		



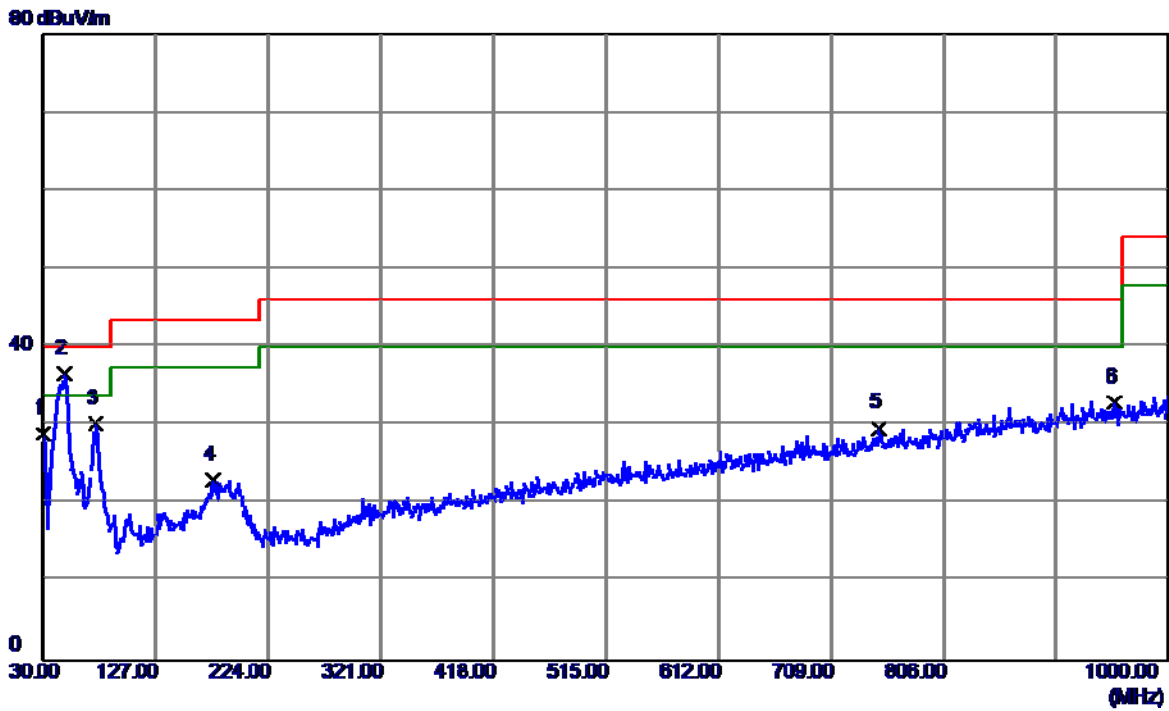
No.	Freq. MHz	Reading Level dBuV/m	Correct Factor dB	Measure ment dBuV/m	Limit dBuV/m	Margin dB	Detector
1	48.4300	34.90	-11.84	23.06	40.00	-16.94	QP
2	75.5899	37.39	-15.78	21.61	40.00	-18.39	QP
3	134.7600	38.95	-12.74	26.21	43.50	-17.29	QP
4	146.4000	40.39	-12.16	28.23	43.50	-15.27	QP
5 *	159.0100	44.95	-11.58	33.37	43.50	-10.13	QP
6	199.7500	41.39	-12.11	29.28	43.50	-14.22	QP

EUT	Smart Phone	Model Name	CRO-L03
Temperature	25°C	Relative Humidity	60%
Test Voltage	AC 120V/60Hz	Polarization	Vertical
Test Mode	Adapter+Idle+BT+WIFI+GPS+Camera on+Earphone		
Note	Adapter:Huntkey+USB Cable:Luxshare+Battery:Sunwoda+Earphone:Goer(White)		
Test Engineer	Kevin Li		



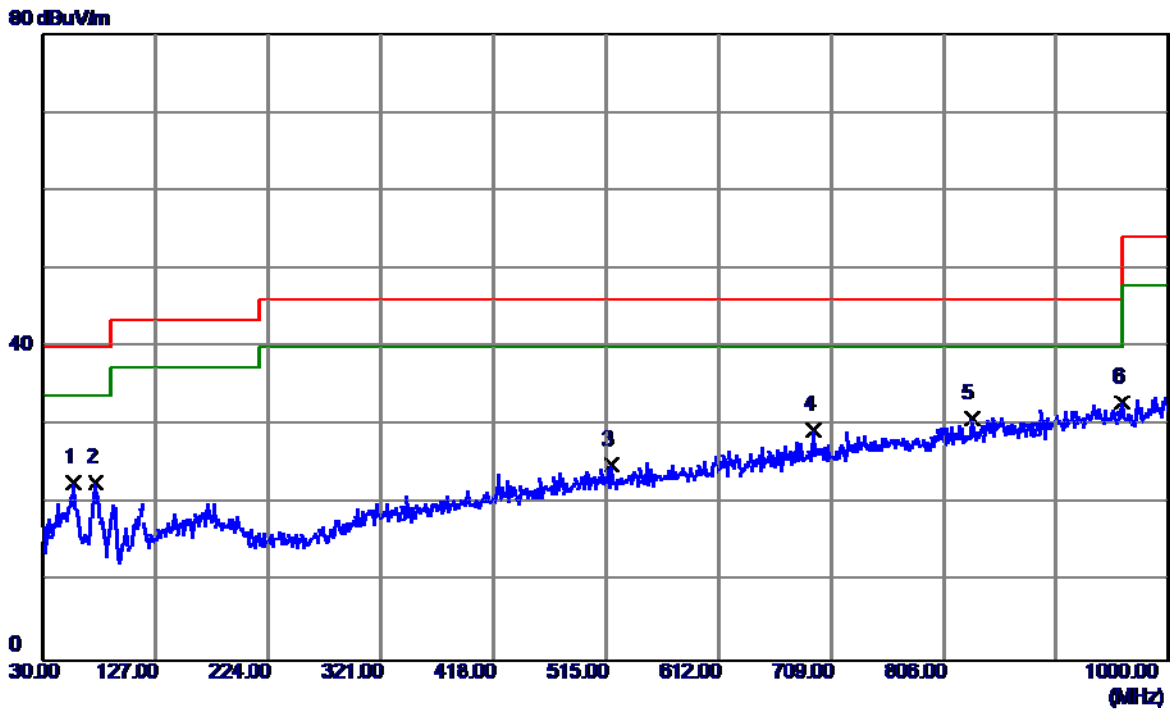
No.	Freq. MHz	Reading Level dBuV/m	Correct Factor dB	Measure ment dBuV/m	Limit dBuV/m	Margin dB	Detector
1 *	56.1900	44.87	-12.22	32.65	40.00	-7.35	QP
2	75.5899	46.57	-15.78	30.79	40.00	-9.21	QP
3	90.1400	47.00	-17.27	29.73	43.50	-13.77	QP
4	749.7400	29.44	-0.14	29.30	46.00	-16.70	QP
5	935.0100	28.96	3.50	32.46	46.00	-13.54	QP
6	974.7800	29.48	4.22	33.70	54.00	-20.30	QP

EUT	Smart Phone	Model Name	CRO-L03
Temperature	25°C	Relative Humidity	60%
Test Voltage	AC 120V/60Hz	Polarization	Vertical
Test Mode	Adapter+Idle+BT+WIFI+GPS+Camera on+Earphone		
Note	Adapter:Huntkey+USB Cable:Luxshare+Battery:Sunwoda+Earphone:QUANCHENG(Black)		
Test Engineer	Kevin Li		



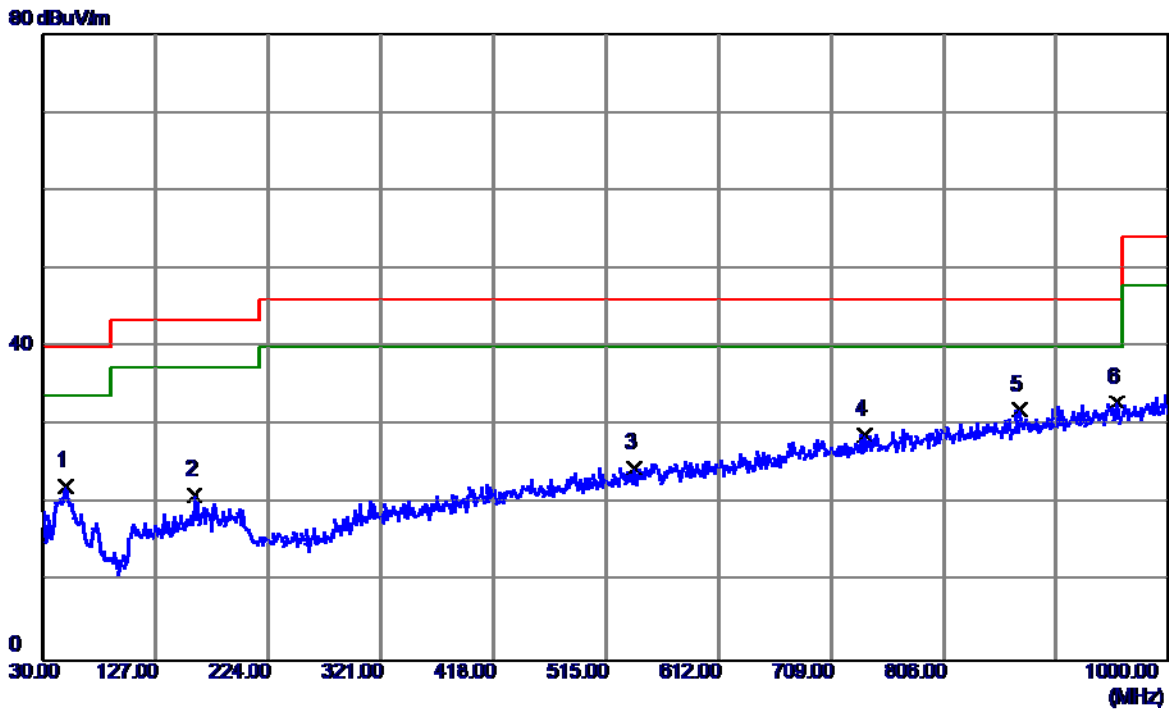
No.	Freq. MHz	Reading Level dBuV/m	Correct Factor dB	Measure ment dBuV/m	Limit dBuV/m	Margin dB	Detector
1	30.0000	42.93	-13.99	28.94	40.00	-11.06	QP
2 *	48.4300	48.54	-11.84	36.70	40.00	-3.30	QP
3	75.5899	46.01	-15.78	30.23	40.00	-9.77	QP
4	176.4700	34.38	-11.31	23.07	43.50	-20.43	QP
5	749.7400	29.82	-0.14	29.68	46.00	-16.32	QP
6	953.4400	29.09	3.83	32.92	46.00	-13.08	QP

EUT	Smart Phone	Model Name	CRO-L03
Temperature	25°C	Relative Humidity	60%
Test Voltage	AC 120V/60Hz	Polarization	Horizontal
Test Mode	Adapter+Idle+BT+WIFI+GPS+Camera on+Earphone		
Note	Adapter:Huntkey+USB Cable:Luxshare+Battery:Sunwoda+Earphone:Goer(White)		
Test Engineer	Kevin Li		



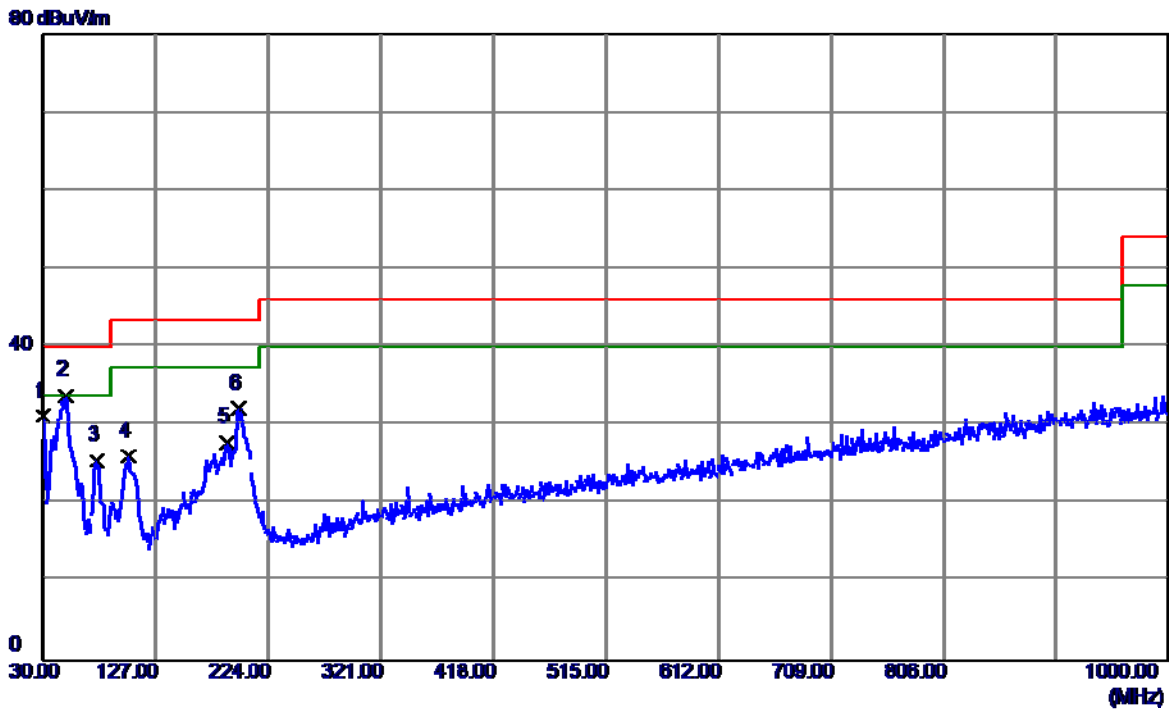
No.	Freq. MHz	Reading Level dBuV/m	Correct Factor dB	Measure ment dBuV/m	Limit dBuV/m	Margin dB	Detector
1	56.1900	34.88	-12.22	22.66	40.00	-17.34	QP
2	75.5899	38.49	-15.78	22.71	40.00	-17.29	QP
3	518.8800	30.35	-5.36	24.99	46.00	-21.01	QP
4	693.4800	30.63	-1.23	29.40	46.00	-16.60	QP
5 *	830.2500	29.43	1.48	30.91	46.00	-15.09	QP
6	960.2300	28.96	3.95	32.91	54.00	-21.09	QP

EUT	Smart Phone	Model Name	CRO-L03
Temperature	25°C	Relative Humidity	60%
Test Voltage	AC 120V/60Hz	Polarization	Horizontal
Test Mode	Adapter+Idle+BT+WIFI+GPS+Camera on+Earphone		
Note	Adapter:Huntkey+USB Cable:Luxshare+Battery:Sunwoda+Earphone:QUANCHENG(Black)		
Test Engineer	Kevin Li		



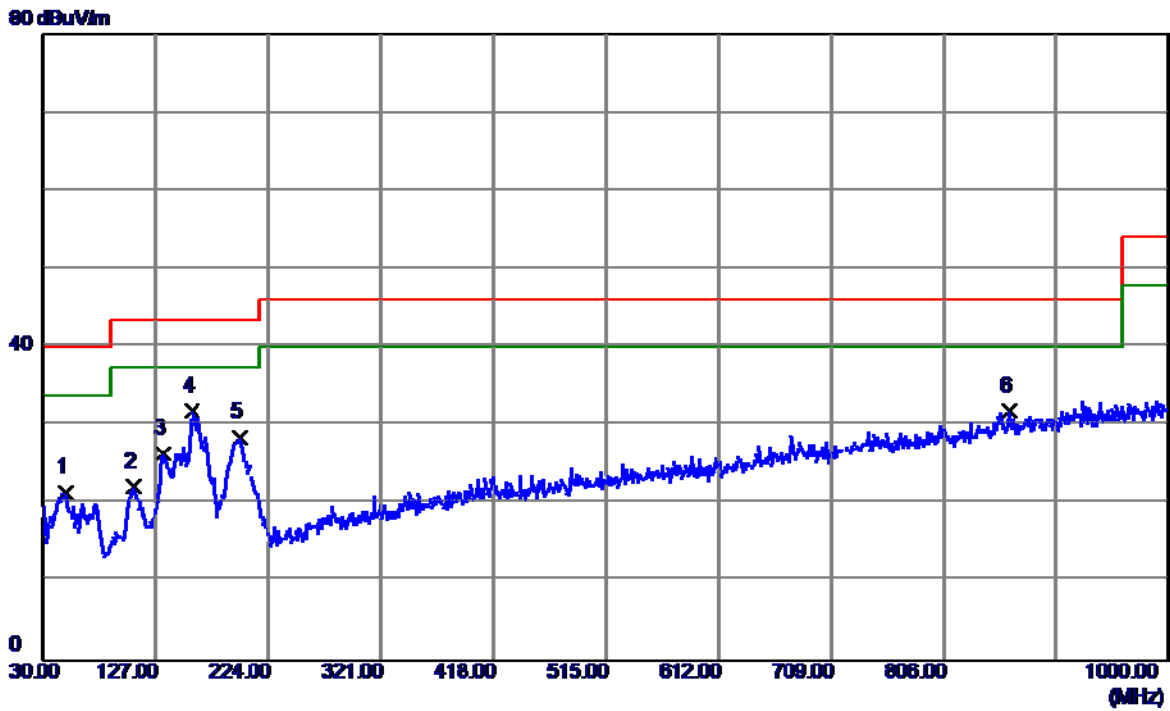
No.	Freq. MHz	Reading Level dBuV/m	Correct Factor dB	Measure ment dBuV/m	Limit dBuV/m	Margin dB	Detector
1	49.4000	34.19	-11.88	22.31	40.00	-17.69	QP
2	159.9800	32.61	-11.54	21.07	43.50	-22.43	QP
3	540.2199	29.36	-4.80	24.56	46.00	-21.44	QP
4	738.1000	29.22	-0.36	28.86	46.00	-17.14	QP
5	871.9600	29.69	2.34	32.03	46.00	-13.97	QP
6 *	955.3800	29.02	3.87	32.89	46.00	-13.11	QP

EUT	Smart Phone	Model Name	CRO-L03
Temperature	25°C	Relative Humidity	60%
Test Voltage	AC 120V/60Hz	Polarization	Vertical
Test Mode	Adapter+Idle+BT+WIFI+GPS+Camera on+Earphone		
Note	Adapter:BYD+USB Cable:Luxshare+Battery:Sunwoda+Earphone:Goer(Black)		
Test Engineer	Kevin Li		



No.	Freq. MHz	Reading Level dBuV/m	Correct Factor dB	Measurement dBuV/m	Limit dBuV/m	Margin dB	Detector
1	30.0000	45.22	-13.99	31.23	40.00	-8.77	QP
2 *	49.4000	45.72	-11.88	33.84	40.00	-6.16	QP
3	76.5600	41.51	-15.99	25.52	40.00	-14.48	QP
4	103.7200	42.39	-16.24	26.15	43.50	-17.35	QP
5	188.1100	39.29	-11.47	27.82	43.50	-15.68	QP
6	197.8100	44.13	-11.99	32.14	43.50	-11.36	QP

EUT	Smart Phone	Model Name	CRO-L03
Temperature	25°C	Relative Humidity	60%
Test Voltage	AC 120V/60Hz	Polarization	Horizontal
Test Mode	Adapter+Idle+BT+WIFI+GPS+Camera on+Earphone		
Note	Adapter:BYD+USB Cable:Luxshare+Battery:Sunwoda+Earphone:Goer(Black)		
Test Engineer	Kevin Li		



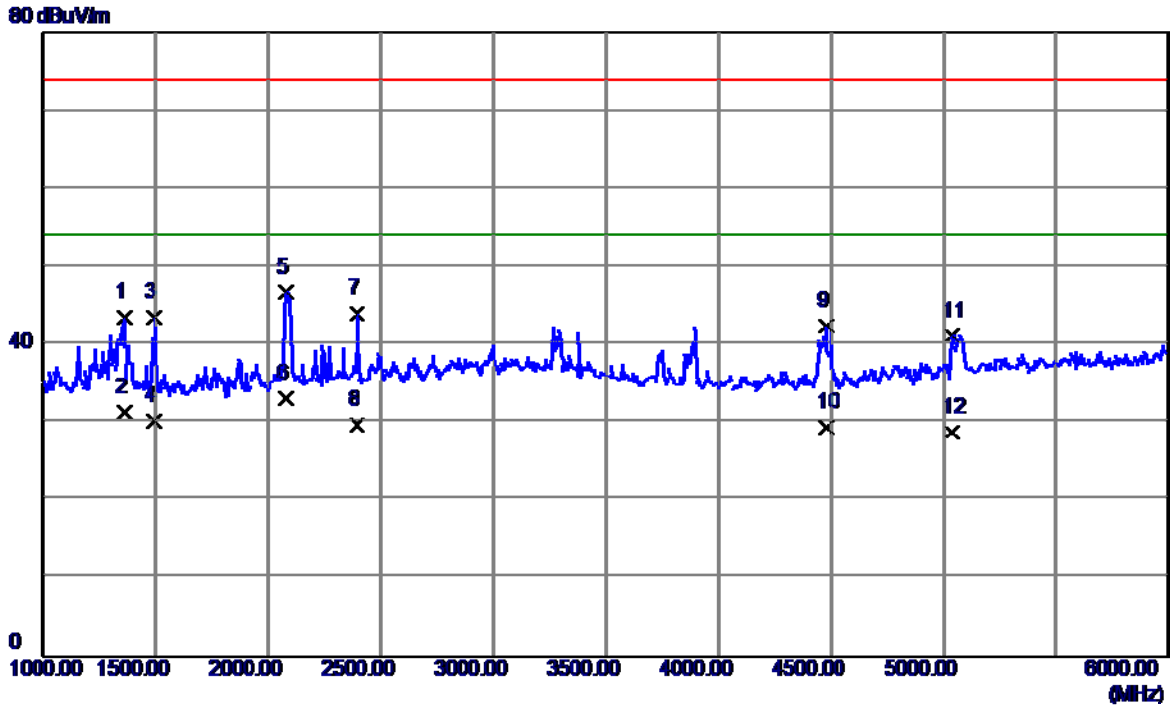
No.	Freq. MHz	Reading Level dBuV/m	Correct Factor dB	Measurement dBuV/m	Limit dBuV/m	Margin dB	Detector
1	49.4000	33.39	-11.88	21.51	40.00	-18.49	QP
2	107.6000	37.71	-15.55	22.16	43.50	-21.34	QP
3	133.7899	39.24	-12.80	26.44	43.50	-17.06	QP
4 *	158.0399	43.48	-11.63	31.85	43.50	-11.65	QP
5	198.7800	40.56	-12.05	28.51	43.50	-14.99	QP
6	863.2300	29.61	2.18	31.79	46.00	-14.21	QP

4.2.7 TEST RESULTS-ABOVE 1GHZ

Remark :

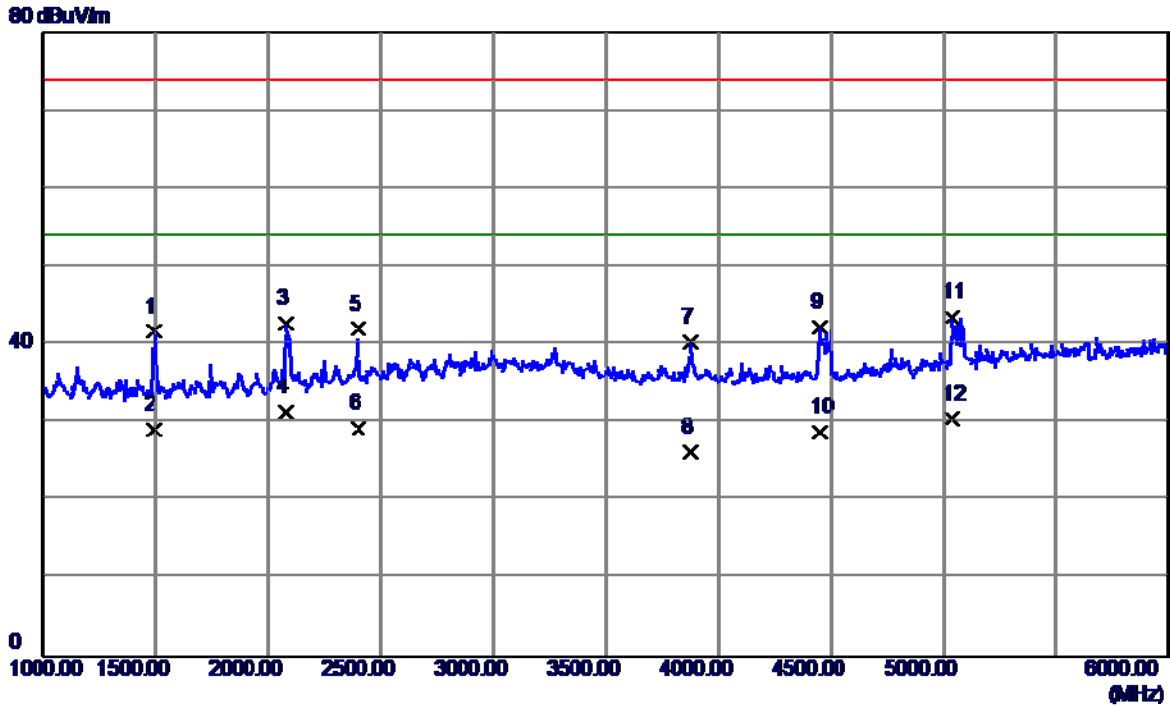
- (1) All readings are Peak unless otherwise stated QP in column of『 Note 』. Peak denotes that the Peak reading compliance with the QP Limits and then QP Mode measurement didn't perform.
- (2) Radiated emissions measured in frequency range above 1000MHz were made with an instrument using Peak detector mode and AV detector mode of the emission.
- (3) Data of measurement within this frequency range shown “ * ” in the table above means the reading of emissions are attenuated more than 20dB below the permissible limits or the field strength is too small to be measured.
- (4) A preamp and high pass filter were used for this test in order to provide sufficient measurement sensitivity.

EUT	Smart Phone	Model Name	CRO-L03
Temperature	25°C	Relative Humidity	60%
Test Voltage	AC 120V/60Hz	Polarization	Vertical
Test Mode	USB copy(EUT with PC)+Idle+ Earphone		
Note	USB Cable:Luxshare+Battery:SCUD+Earphone:Lianchuang		
Test Engineer	Kevin Li		



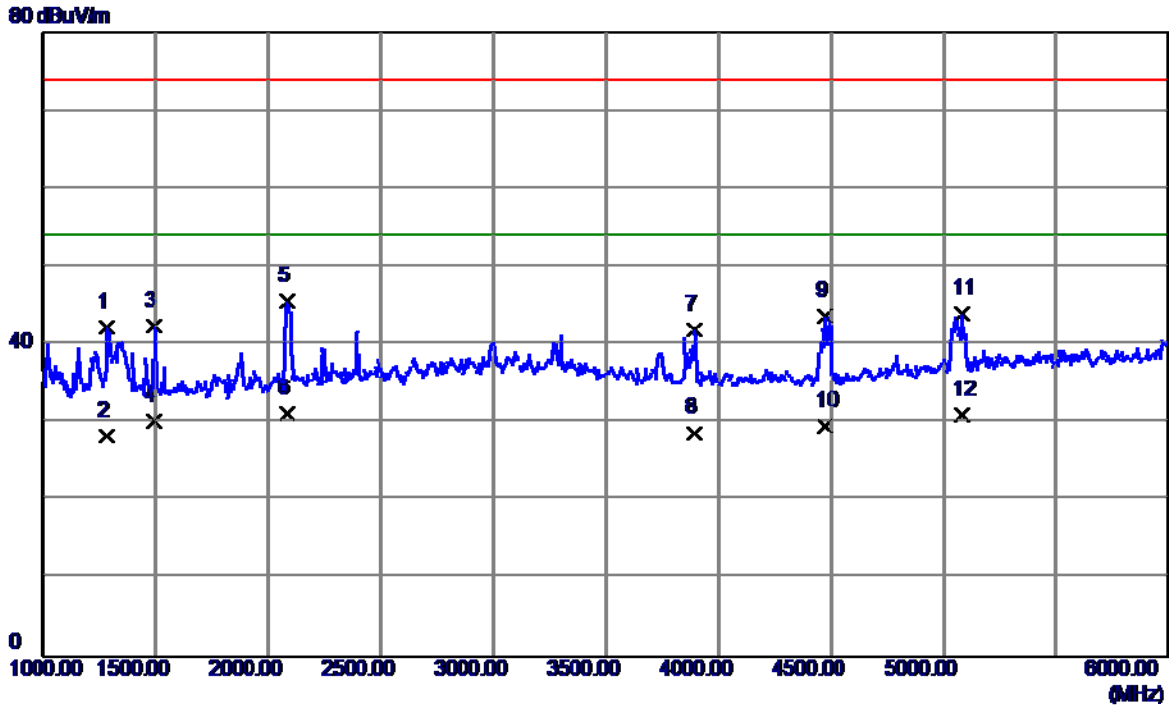
No.	Freq. MHz	Reading Level dBuV/m	Correct Factor dB	Measure ment dBuV/m	Limit dBuV/m	Margin dB	Detector
1	1362.5000	49.02	-5.44	43.58	74.00	-30.42	Peak
2	1362.5000	36.80	-5.44	31.36	54.00	-22.64	AVG
3	1495.0000	48.45	-4.97	43.48	74.00	-30.52	Peak
4	1495.0000	35.20	-4.97	30.23	54.00	-23.77	AVG
5	2080.0000	48.91	-2.13	46.78	74.00	-27.22	Peak
6 *	2080.0000	35.30	-2.13	33.17	54.00	-20.83	AVG
7	2395.0000	44.40	-0.41	43.99	74.00	-30.01	Peak
8	2395.0000	30.11	-0.41	29.70	54.00	-24.30	AVG
9	4477.5000	38.62	3.83	42.45	74.00	-31.55	Peak
10	4477.5000	25.60	3.83	29.43	54.00	-24.57	AVG
11	5040.0000	34.73	6.45	41.18	74.00	-32.82	Peak
12	5040.0000	22.30	6.45	28.75	54.00	-25.25	AVG

EUT	Smart Phone	Model Name	CRO-L03
Temperature	25°C	Relative Humidity	60%
Test Voltage	AC 120V/60Hz	Polarization	Horizontal
Test Mode	USB copy(EUT with PC)+Idle+ Earphone		
Note	USB Cable:Luxshare+Battery:SCUD+Earphone:Lianchuang		
Test Engineer	Kevin Li		



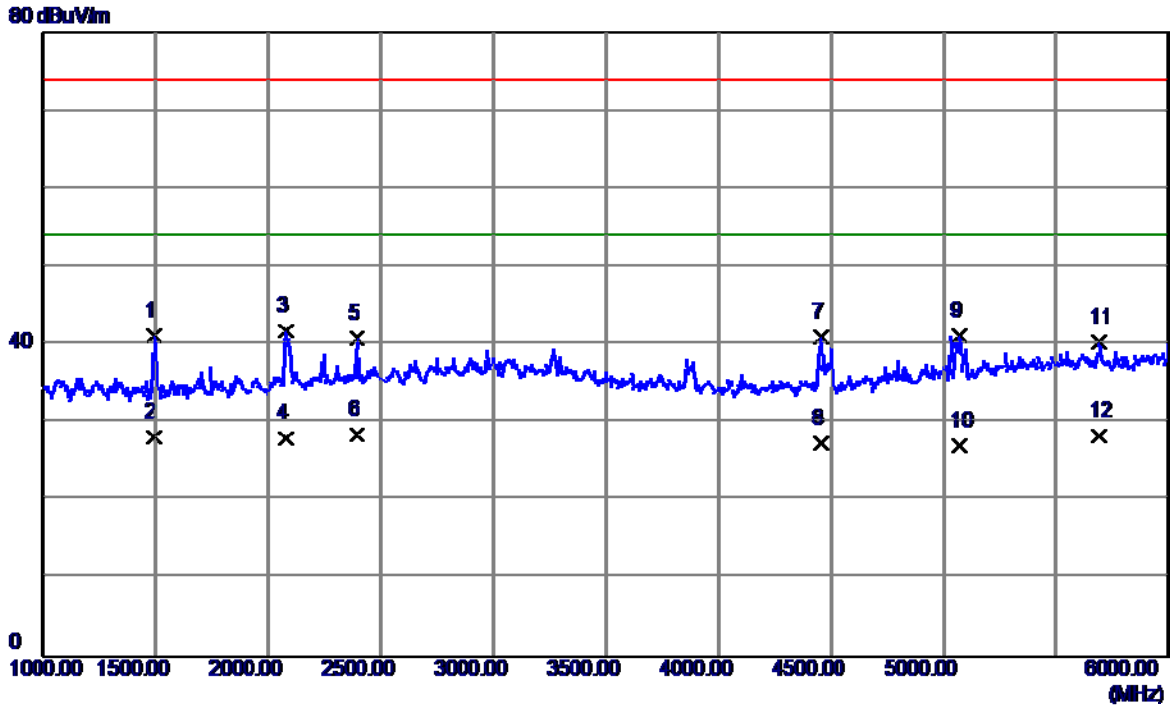
No.	Freq. MHz	Reading Level dBuV/m	Correct Factor dB	Measure ment dBuV/m	Limit dBuV/m	Margin dB	Detector
1	1495.0000	46.65	-4.97	41.68	74.00	-32.32	Peak
2	1495.0000	34.10	-4.97	29.13	54.00	-24.87	AVG
3	2077.5000	44.82	-2.15	42.67	74.00	-31.33	Peak
4 *	2077.5000	33.51	-2.15	31.36	54.00	-22.64	AVG
5	2397.5000	42.39	-0.39	42.00	74.00	-32.00	Peak
6	2397.5000	29.60	-0.39	29.21	54.00	-24.79	AVG
7	3880.0000	37.67	2.61	40.28	74.00	-33.72	Peak
8	3880.0000	23.60	2.61	26.21	54.00	-27.79	AVG
9	4447.5000	38.52	3.76	42.28	74.00	-31.72	Peak
10	4447.5000	25.10	3.76	28.86	54.00	-25.14	AVG
11	5040.0000	37.09	6.45	43.54	74.00	-30.46	Peak
12	5040.0000	24.03	6.45	30.48	54.00	-23.52	AVG

EUT	Smart Phone	Model Name	CRO-L03
Temperature	25°C	Relative Humidity	60%
Test Voltage	AC 120V/60Hz	Polarization	Vertical
Test Mode	USB copy(EUT with PC)+Idle+ Earphone		
Note	USB Cable:FOXCONN+Battery:Desay+Earphone:QUANCHENG		
Test Engineer	Kevin Li		



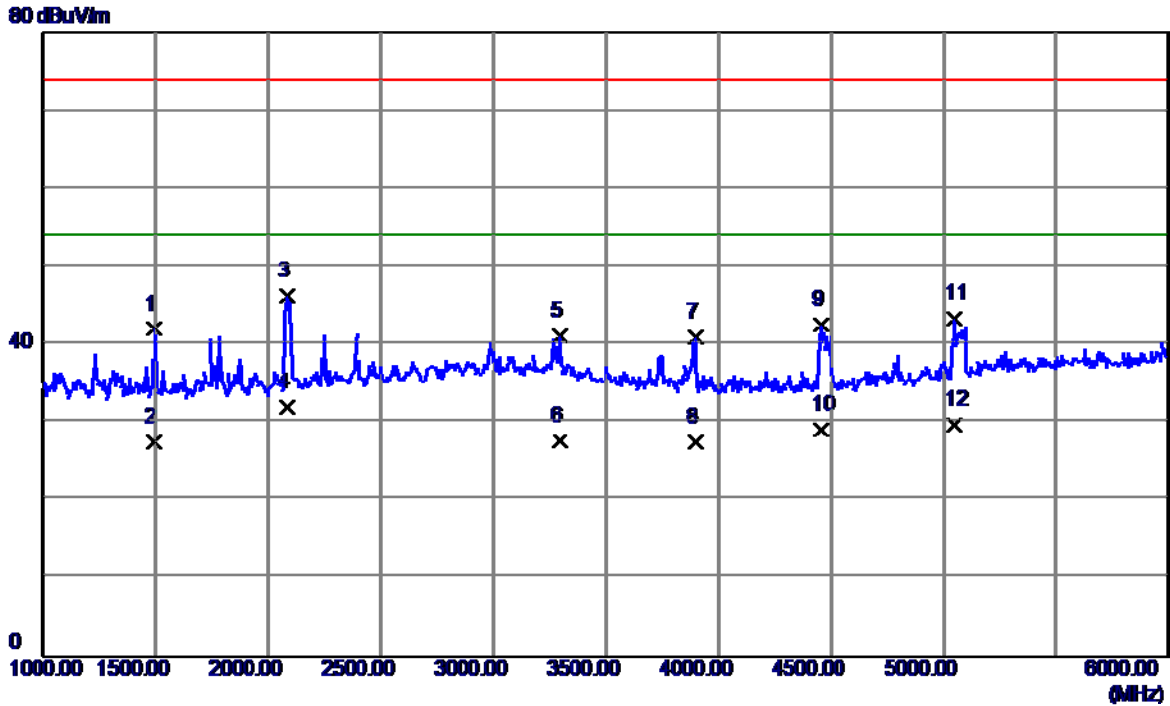
No.	Freq. MHz	Reading Level dBuV/m	Correct Factor dB	Measure ment dBuV/m	Limit dBuV/m	Margin dB	Detector
1	1285.0000	48.01	-5.72	42.29	74.00	-31.71	Peak
2	1285.0000	34.11	-5.72	28.39	54.00	-25.61	AVG
3	1492.5000	47.40	-4.98	42.42	74.00	-31.58	Peak
4	1492.5000	35.20	-4.98	30.22	54.00	-23.78	AVG
5	2085.0000	47.73	-2.10	45.63	74.00	-28.37	Peak
6 *	2085.0000	33.30	-2.10	31.20	54.00	-22.80	AVG
7	3895.0000	39.26	2.62	41.88	74.00	-32.12	Peak
8	3895.0000	26.10	2.62	28.72	54.00	-25.28	AVG
9	4472.5000	39.84	3.82	43.66	74.00	-30.34	Peak
10	4472.5000	25.80	3.82	29.62	54.00	-24.38	AVG
11	5085.0000	37.36	6.60	43.96	74.00	-30.04	Peak
12	5085.0000	24.39	6.60	30.99	54.00	-23.01	AVG

EUT	Smart Phone	Model Name	CRO-L03
Temperature	25°C	Relative Humidity	60%
Test Voltage	AC 120V/60Hz	Polarization	Horizontal
Test Mode	USB copy(EUT with PC)+Idle+ Earphone		
Note	USB Cable:FOXCONN+Battery:Desay+Earphone:QUANCHENG		
Test Engineer	Kevin Li		



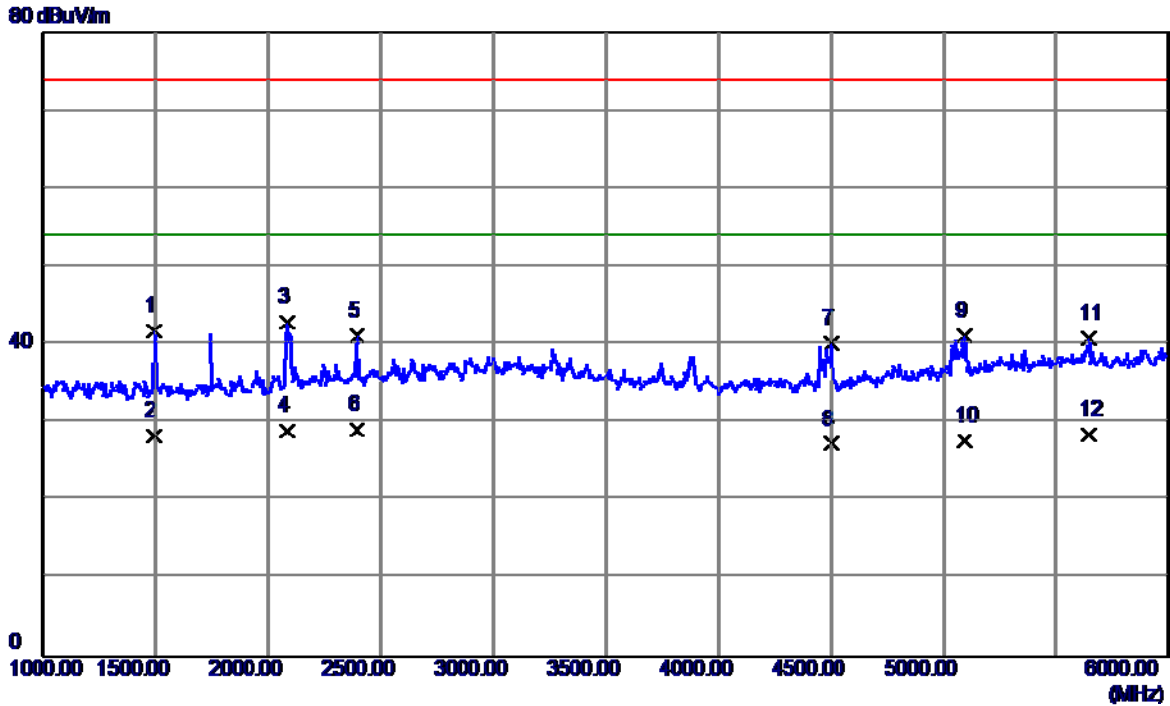
No.	Freq. MHz	Reading Level dBuV/m	Correct Factor dB	Measure ment dBuV/m	Limit dBuV/m	Margin dB	Detector
1	1495.0000	46.03	-4.97	41.06	74.00	-32.94	Peak
2	1495.0000	33.20	-4.97	28.23	54.00	-25.77	AVG
3	2077.5000	43.84	-2.15	41.69	74.00	-32.31	Peak
4	2077.5000	30.21	-2.15	28.06	54.00	-25.94	AVG
5	2395.0000	41.17	-0.41	40.76	74.00	-33.24	Peak
6 *	2395.0000	28.91	-0.41	28.50	54.00	-25.50	AVG
7	4455.0000	37.12	3.78	40.90	74.00	-33.10	Peak
8	4455.0000	23.60	3.78	27.38	54.00	-26.62	AVG
9	5070.0000	34.52	6.55	41.07	74.00	-32.93	Peak
10	5070.0000	20.50	6.55	27.05	54.00	-26.95	AVG
11	5690.0000	32.11	8.18	40.29	74.00	-33.71	Peak
12	5690.0000	20.10	8.18	28.28	54.00	-25.72	AVG

EUT	Smart Phone	Model Name	CRO-L03
Temperature	25°C	Relative Humidity	60%
Test Voltage	AC 120V/60Hz	Polarization	Vertical
Test Mode	USB copy(EUT with PC)+Idle+ Earphone		
Note	USB Cable:HONGLIN+Battery:SCUD+Earphone:MERRY		
Test Engineer	Kevin Li		



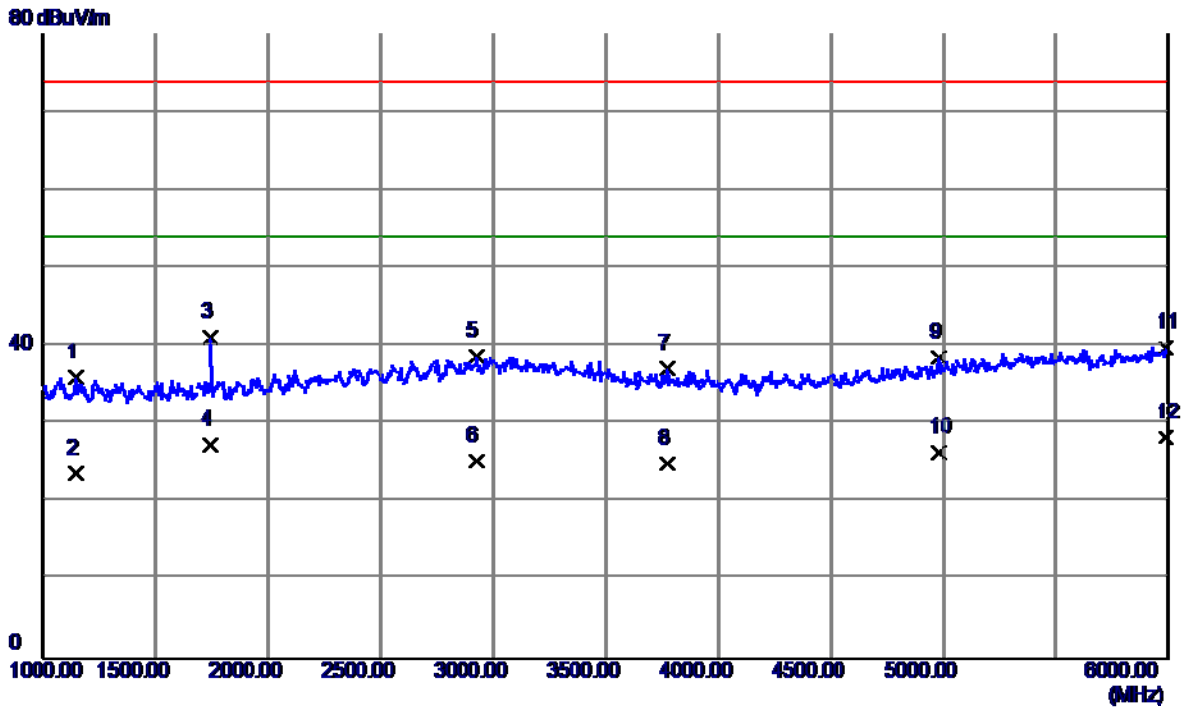
No.	Freq. MHz	Reading Level dBuV/m	Correct Factor dB	Measure ment dBuV/m	Limit dBuV/m	Margin dB	Detector
1	1492.5000	46.98	-4.98	42.00	74.00	-32.00	Peak
2	1492.5000	32.50	-4.98	27.52	54.00	-26.48	AVG
3	2082.5000	48.40	-2.12	46.28	74.00	-27.72	Peak
4 *	2082.5000	34.11	-2.12	31.99	54.00	-22.01	AVG
5	3292.5000	38.77	2.32	41.09	74.00	-32.91	Peak
6	3292.5000	25.30	2.32	27.62	54.00	-26.38	AVG
7	3897.5000	38.28	2.62	40.90	74.00	-33.10	Peak
8	3897.5000	24.91	2.62	27.53	54.00	-26.47	AVG
9	4457.5000	38.75	3.78	42.53	74.00	-31.47	Peak
10	4457.5000	25.40	3.78	29.18	54.00	-24.82	AVG
11	5047.5000	36.89	6.47	43.36	74.00	-30.64	Peak
12	5047.5000	23.30	6.47	29.77	54.00	-24.23	AVG

EUT	Smart Phone	Model Name	CRO-L03
Temperature	25°C	Relative Humidity	60%
Test Voltage	AC 120V/60Hz	Polarization	Horizontal
Test Mode	USB copy(EUT with PC)+Idle+ Earphone		
Note	USB Cable:HONGLIN+Battery:SCUD+Earphone:MERRY		
Test Engineer	Kevin Li		



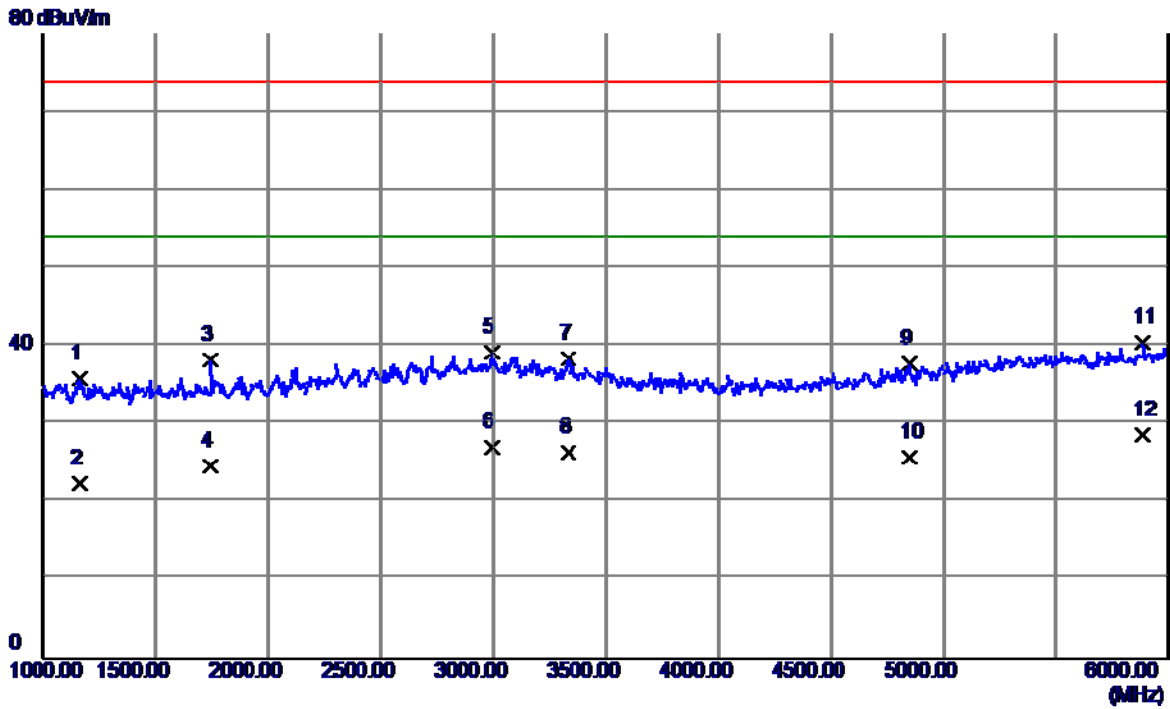
No.	Freq. MHz	Reading Level dBuV/m	Correct Factor dB	Measure ment dBuV/m	Limit dBuV/m	Margin dB	Detector
1	1492.5000	46.75	-4.98	41.77	74.00	-32.23	Peak
2	1492.5000	33.30	-4.98	28.32	54.00	-25.68	AVG
3	2082.5000	44.95	-2.12	42.83	74.00	-31.17	Peak
4	2082.5000	31.11	-2.12	28.99	54.00	-25.01	AVG
5	2392.5000	41.56	-0.42	41.14	74.00	-32.86	Peak
6 *	2392.5000	29.61	-0.42	29.19	54.00	-24.81	AVG
7	4497.5000	36.36	3.87	40.23	74.00	-33.77	Peak
8	4497.5000	23.41	3.87	27.28	54.00	-26.72	AVG
9	5095.0000	34.54	6.63	41.17	74.00	-32.83	Peak
10	5095.0000	21.10	6.63	27.73	54.00	-26.27	AVG
11	5642.5000	32.69	8.14	40.83	74.00	-33.17	Peak
12	5642.5000	20.40	8.14	28.54	54.00	-25.46	AVG

EUT	Smart Phone	Model Name	CRO-L03
Temperature	25°C	Relative Humidity	60%
Test Voltage	AC 120V/60Hz	Polarization	Vertical
Test Mode	Adapter+Idle+BT+WIFI+GPS+Camera on+Earphone		
Note	Adapter:PHITEK+USB Cable:Luxshare+Battery:SCUD+Earphone:Lianchuang		
Test Engineer	Kevin Li		



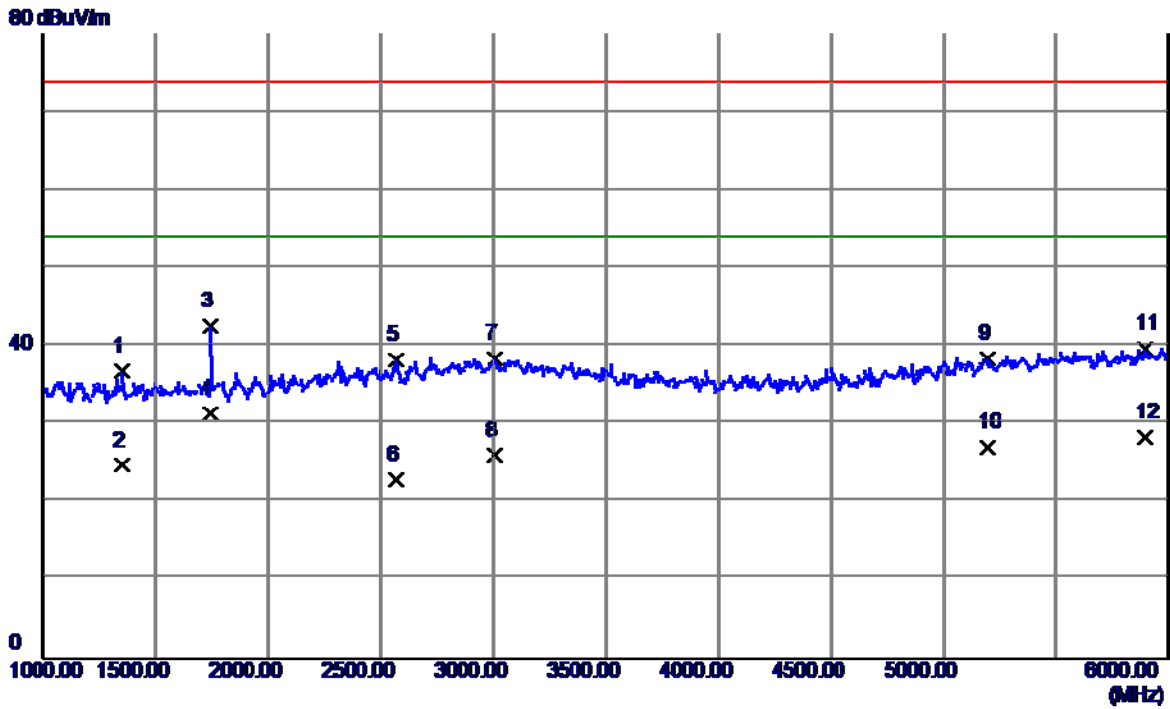
No.	Freq. MHz	Reading Level dBuV/m	Correct Factor dB	Measure ment dBuV/m	Limit dBuV/m	Margin dB	Detector
1	1145.0000	42.20	-6.21	35.99	74.00	-38.01	Peak
2	1145.0000	29.89	-6.21	23.68	54.00	-30.32	AVG
3	1745.0000	44.91	-3.78	41.13	74.00	-32.87	Peak
4	1745.0000	31.09	-3.78	27.31	54.00	-26.69	AVG
5	2925.0000	36.64	2.07	38.71	74.00	-35.29	Peak
6	2925.0000	23.19	2.07	25.26	54.00	-28.74	AVG
7	3770.0000	34.57	2.51	37.08	74.00	-36.92	Peak
8	3770.0000	22.50	2.51	25.01	54.00	-28.99	AVG
9	4977.5000	32.36	6.20	38.56	74.00	-35.44	Peak
10	4977.5000	20.20	6.20	26.40	54.00	-27.60	AVG
11	5990.0000	31.44	8.45	39.89	74.00	-34.11	Peak
12 *	5990.0000	19.90	8.45	28.35	54.00	-25.65	AVG

EUT	Smart Phone	Model Name	CRO-L03
Temperature	25°C	Relative Humidity	60%
Test Voltage	AC 120V/60Hz	Polarization	Horizontal
Test Mode	Adapter+Idle+BT+WIFI+GPS+Camera on+Earphone		
Note	Adapter:PHITEK+USB Cable:Luxshare+Battery:SCUD+Earphone:Lianchuang		
Test Engineer	Kevin Li		



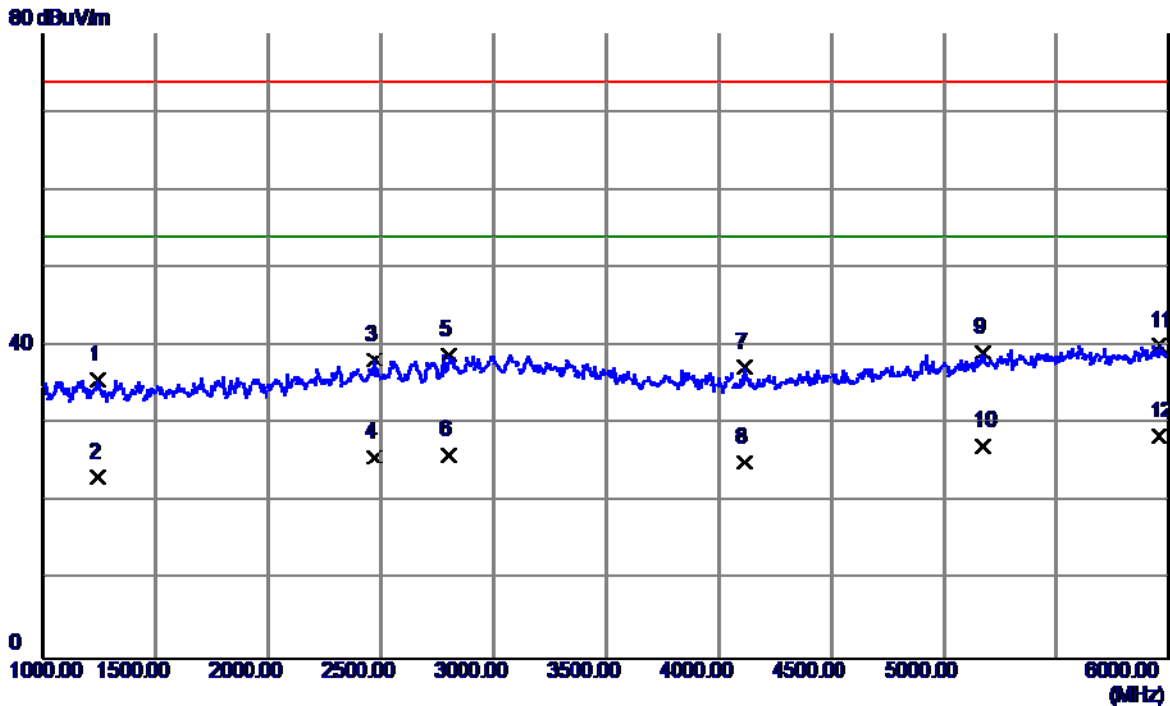
No.	Freq. MHz	Reading Level dBuV/m	Correct Factor dB	Measure ment dBuV/m	Limit dBuV/m	Margin dB	Detector
1	1162.5000	41.98	-6.15	35.83	74.00	-38.17	Peak
2	1162.5000	28.49	-6.15	22.34	54.00	-31.66	AVG
3	1745.0000	41.96	-3.78	38.18	74.00	-35.82	Peak
4	1745.0000	28.39	-3.78	24.61	54.00	-29.39	AVG
5	2995.0000	36.80	2.38	39.18	74.00	-34.82	Peak
6	2995.0000	24.60	2.38	26.98	54.00	-27.02	AVG
7	3332.5000	36.09	2.30	38.39	74.00	-35.61	Peak
8	3332.5000	24.11	2.30	26.41	54.00	-27.59	AVG
9	4847.5000	32.22	5.57	37.79	74.00	-36.21	Peak
10	4847.5000	20.20	5.57	25.77	54.00	-28.23	AVG
11	5885.0000	32.16	8.36	40.52	74.00	-33.48	Peak
12 *	5885.0000	20.30	8.36	28.66	54.00	-25.34	AVG

EUT	Smart Phone	Model Name	CRO-L03
Temperature	25°C	Relative Humidity	60%
Test Voltage	AC 120V/60Hz	Polarization	Vertical
Test Mode	Adapter+Idle+BT+WIFI+GPS+Camera on+Earphone		
Note	Adapter:Huntkey+USB Cable:Luxshare+Battery:SCUD+Earphone:Lianchuang		
Test Engineer	Kevin Li		



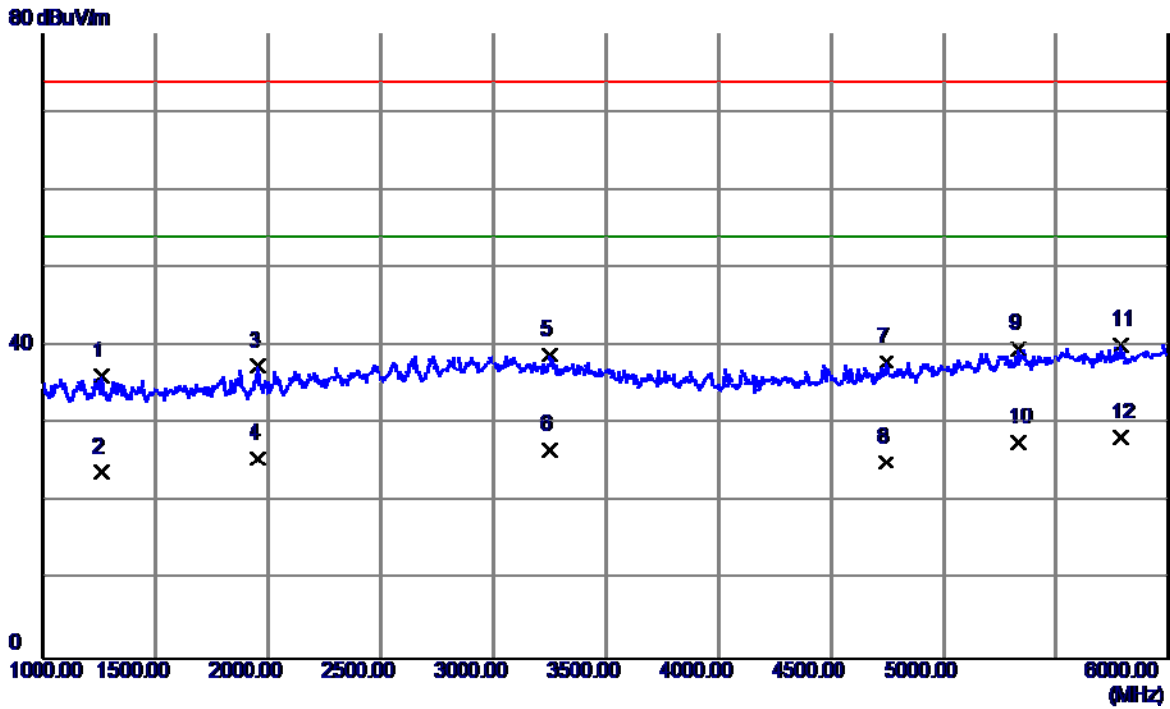
No.	Freq. MHz	Reading Level dBuV/m	Correct Factor dB	Measure ment dBuV/m	Limit dBuV/m	Margin dB	Detector
1	1352.5000	42.27	-5.48	36.79	74.00	-37.21	Peak
2	1352.5000	30.20	-5.48	24.72	54.00	-29.28	AVG
3	1745.0000	46.27	-3.78	42.49	74.00	-31.51	Peak
4 *	1745.0000	35.09	-3.78	31.31	54.00	-22.69	AVG
5	2567.5000	37.70	0.47	38.17	74.00	-35.83	Peak
6	2567.5000	22.40	0.47	22.87	54.00	-31.13	AVG
7	3005.0000	36.07	2.40	38.47	74.00	-35.53	Peak
8	3005.0000	23.60	2.40	26.00	54.00	-28.00	AVG
9	5192.5000	31.44	6.96	38.40	74.00	-35.60	Peak
10	5192.5000	20.10	6.96	27.06	54.00	-26.94	AVG
11	5892.5000	31.33	8.36	39.69	74.00	-34.31	Peak
12	5892.5000	20.01	8.36	28.37	54.00	-25.63	AVG

EUT	Smart Phone	Model Name	CRO-L03
Temperature	25°C	Relative Humidity	60%
Test Voltage	AC 120V/60Hz	Polarization	Horizontal
Test Mode	Adapter+Idle+BT+WIFI+GPS+Camera on+Earphone		
Note	Adapter:Huntkey+USB Cable:Luxshare+Battery:SCUD+Earphone:Lianchuang		
Test Engineer	Kevin Li		



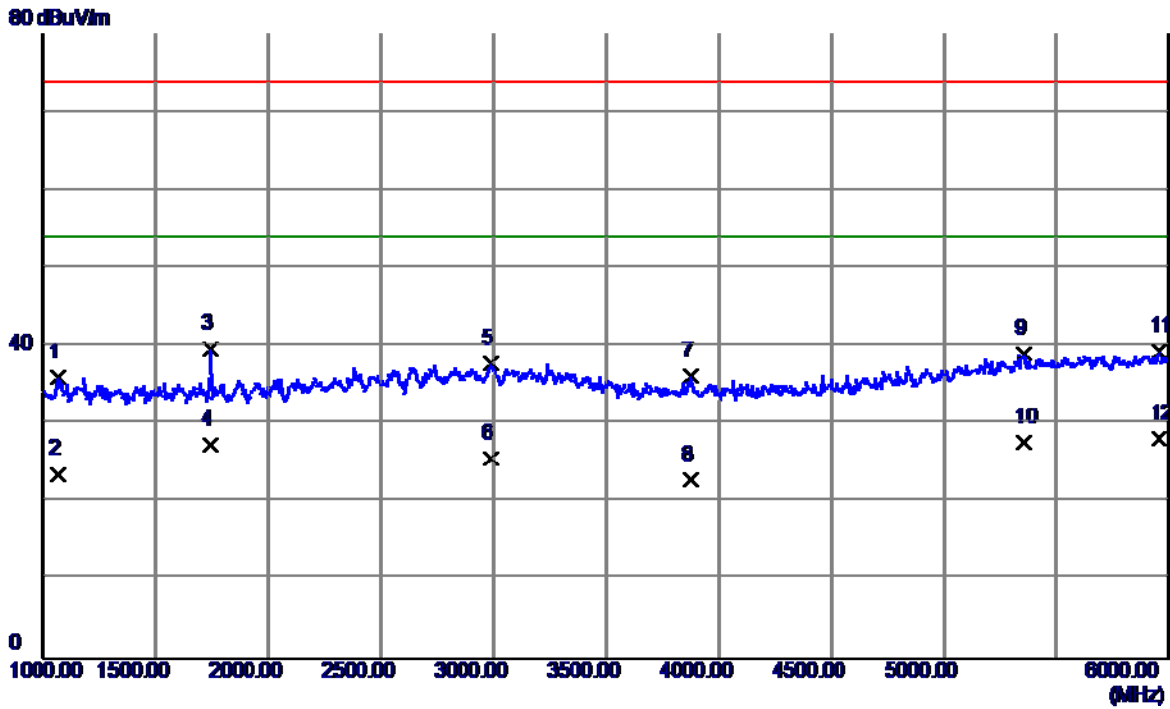
No.	Freq. MHz	Reading Level dBuV/m	Correct Factor dB	Measure ment dBuV/m	Limit dBuV/m	Margin dB	Detector
1	1245.0000	41.53	-5.86	35.67	74.00	-38.33	Peak
2	1245.0000	29.10	-5.86	23.24	54.00	-30.76	AVG
3	2470.0000	38.24	0.01	38.25	74.00	-35.75	Peak
4	2470.0000	25.80	0.01	25.81	54.00	-28.19	AVG
5	2802.5000	37.41	1.52	38.93	74.00	-35.07	Peak
6	2802.5000	24.60	1.52	26.12	54.00	-27.88	AVG
7	4115.0000	34.23	2.99	37.22	74.00	-36.78	Peak
8	4115.0000	22.10	2.99	25.09	54.00	-28.91	AVG
9	5172.5000	32.32	6.90	39.22	74.00	-34.78	Peak
10	5172.5000	20.29	6.90	27.19	54.00	-26.81	AVG
11	5955.0000	31.66	8.42	40.08	74.00	-33.92	Peak
12 *	5955.0000	20.10	8.42	28.52	54.00	-25.48	AVG

EUT	Smart Phone	Model Name	CRO-L03
Temperature	25°C	Relative Humidity	60%
Test Voltage	AC 120V/60Hz	Polarization	Vertical
Test Mode	Adapter+Idle+BT+WIFI+GPS+Camera on+Earphone		
Note	Adapter:BYD+USB Cable:Luxshare+Battery:SCUD+Earphone:Lianchuang		
Test Engineer	Kevin Li		



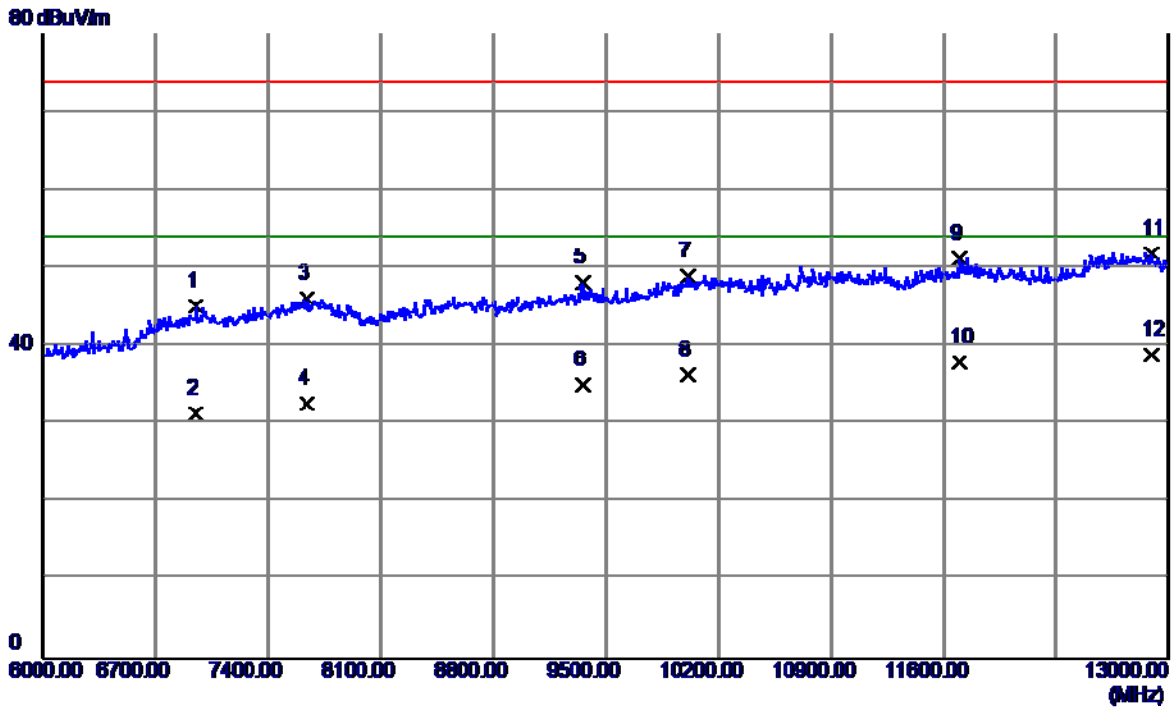
No.	Freq. MHz	Reading Level dBuV/m	Correct Factor dB	Measure ment dBuV/m	Limit dBuV/m	Margin dB	Detector
1	1260.0000	41.95	-5.80	36.15	74.00	-37.85	Peak
2	1260.0000	29.59	-5.80	23.79	54.00	-30.21	AVG
3	1955.0000	40.29	-2.78	37.51	74.00	-36.49	Peak
4	1955.0000	28.39	-2.78	25.61	54.00	-28.39	AVG
5	3250.0000	36.57	2.33	38.90	74.00	-35.10	Peak
6	3250.0000	24.40	2.33	26.73	54.00	-27.27	AVG
7	4745.0000	32.89	5.07	37.96	74.00	-36.04	Peak
8	4745.0000	20.10	5.07	25.17	54.00	-28.83	AVG
9	5332.5000	32.24	7.44	39.68	74.00	-34.32	Peak
10	5332.5000	20.31	7.44	27.75	54.00	-26.25	AVG
11	5787.5000	31.95	8.27	40.22	74.00	-33.78	Peak
12 *	5787.5000	20.11	8.27	28.38	54.00	-25.62	AVG

EUT	Smart Phone	Model Name	CRO-L03
Temperature	25°C	Relative Humidity	60%
Test Voltage	AC 120V/60Hz	Polarization	Horizontal
Test Mode	Adapter+Idle+BT+WIFI+GPS+Camera on+Earphone		
Note	Adapter:BYD+USB Cable:Luxshare+Battery:SCUD+Earphone:Lianchuang		
Test Engineer	Kevin Li		



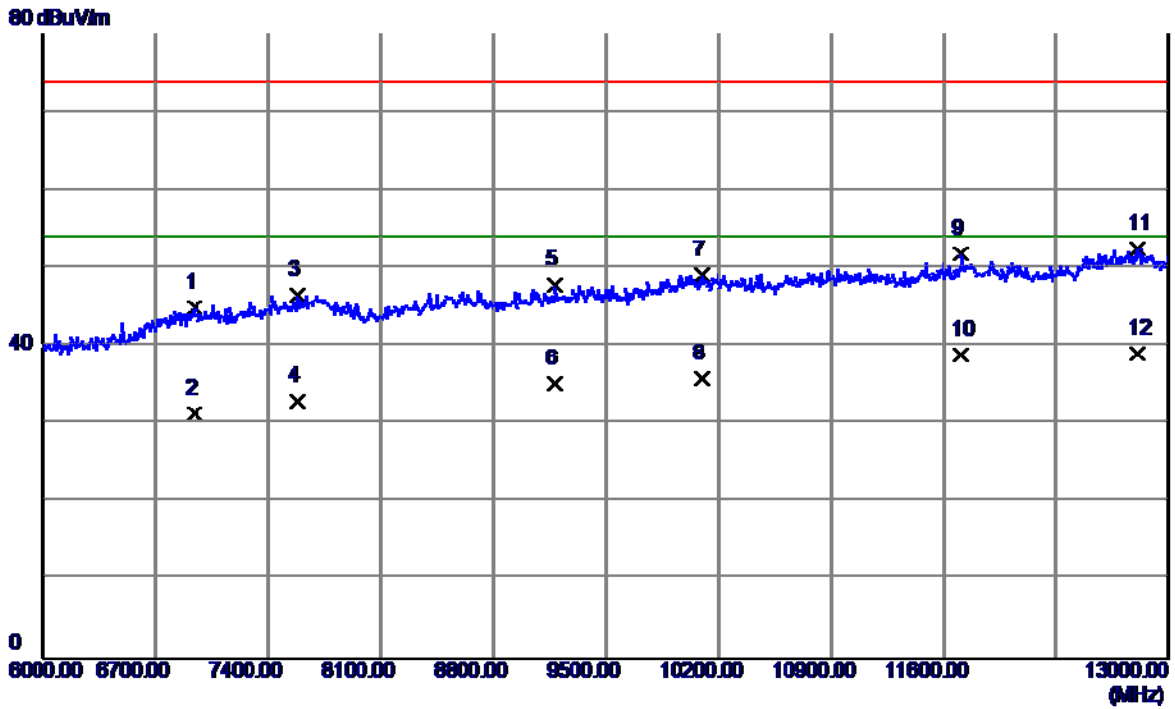
No.	Freq. MHz	Reading Level dBuV/m	Correct Factor dB	Measure ment dBuV/m	Limit dBuV/m	Margin dB	Detector
1	1065.0000	42.48	-6.50	35.98	74.00	-38.02	Peak
2	1065.0000	30.10	-6.50	23.60	54.00	-30.40	AVG
3	1745.0000	43.52	-3.78	39.74	74.00	-34.26	Peak
4	1745.0000	31.19	-3.78	27.41	54.00	-26.59	AVG
5	2990.0000	35.41	2.36	37.77	74.00	-36.23	Peak
6	2990.0000	23.19	2.36	25.55	54.00	-28.45	AVG
7	3877.5000	33.55	2.61	36.16	74.00	-37.84	Peak
8	3877.5000	20.30	2.61	22.91	54.00	-31.09	AVG
9	5357.5000	31.47	7.53	39.00	74.00	-35.00	Peak
10	5357.5000	20.10	7.53	27.63	54.00	-26.37	AVG
11	5957.5000	30.95	8.42	39.37	74.00	-34.63	Peak
12 *	5957.5000	19.70	8.42	28.12	54.00	-25.88	AVG

EUT	Smart Phone	Model Name	CRO-L03
Temperature	25°C	Relative Humidity	60%
Test Voltage	AC 120V/60Hz	Polarization	Vertical
Test Mode	Adapter+Idle+BT+WIFI+GPS+Camera on+Earphone		
Note	Adapter:Huntkey+USB Cable:Luxshare+Battery:SCUD+Earphone:Lianchuang		
Test Engineer	Kevin Li		



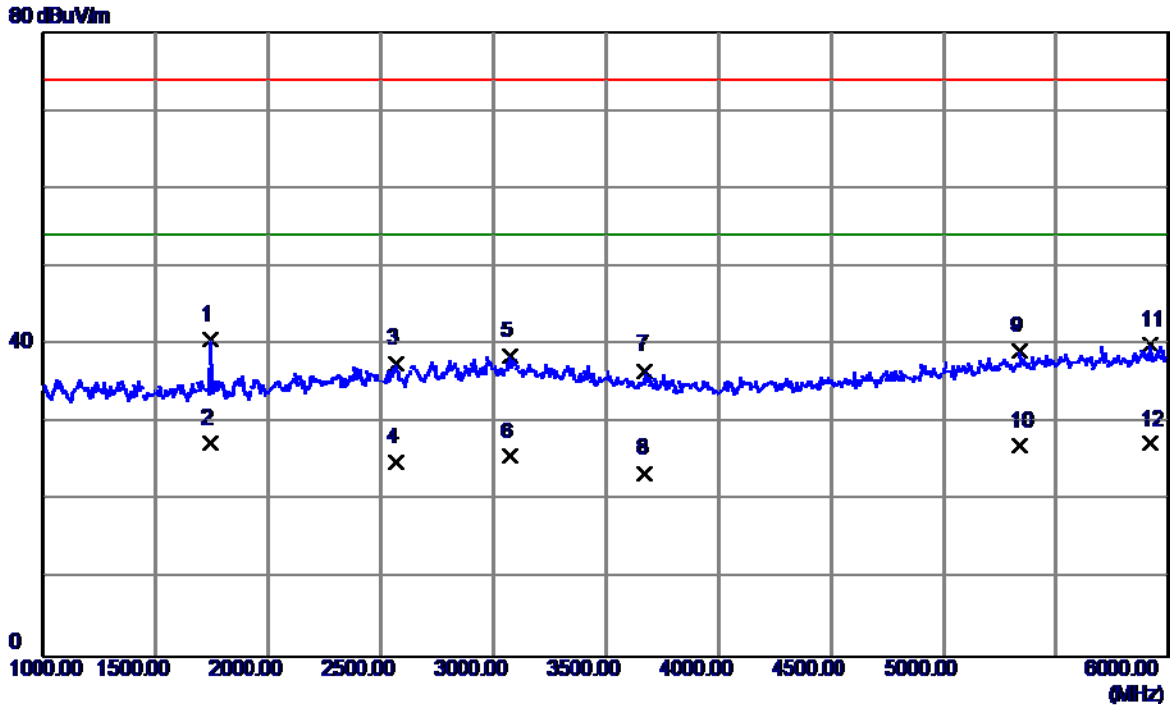
No.	Freq. MHz	Reading Level dBuV/m	Correct Factor dB	Measure ment dBuV/m	Limit dBuV/m	Margin dB	Detector
1	6948.5000	33.94	11.24	45.18	74.00	-28.82	Peak
2	6948.5000	20.10	11.24	31.34	54.00	-22.66	AVG
3	7645.0000	33.41	12.61	46.02	74.00	-27.98	Peak
4	7645.0000	19.99	12.61	32.60	54.00	-21.40	AVG
5	9360.0000	33.69	14.53	48.22	74.00	-25.78	Peak
6	9360.0000	20.50	14.53	35.03	54.00	-18.97	AVG
7	10014.5000	33.42	15.59	49.01	74.00	-24.99	Peak
8	10014.5000	20.71	15.59	36.30	54.00	-17.70	AVG
9	11698.0000	33.38	17.75	51.13	74.00	-22.87	Peak
10	11698.0000	20.10	17.75	37.85	54.00	-16.15	AVG
11	12888.0000	33.18	18.65	51.83	74.00	-22.17	Peak
12 *	12888.0000	20.29	18.65	38.94	54.00	-15.06	AVG

EUT	Smart Phone	Model Name	CRO-L03
Temperature	25°C	Relative Humidity	60%
Test Voltage	AC 120V/60Hz	Polarization	Horizontal
Test Mode	Adapter+Idle+BT+WIFI+GPS+Camera on+Earphone		
Note	Adapter:Huntkey+USB Cable:Luxshare+Battery:SCUD+Earphone:Lianchuang		
Test Engineer	Kevin Li		



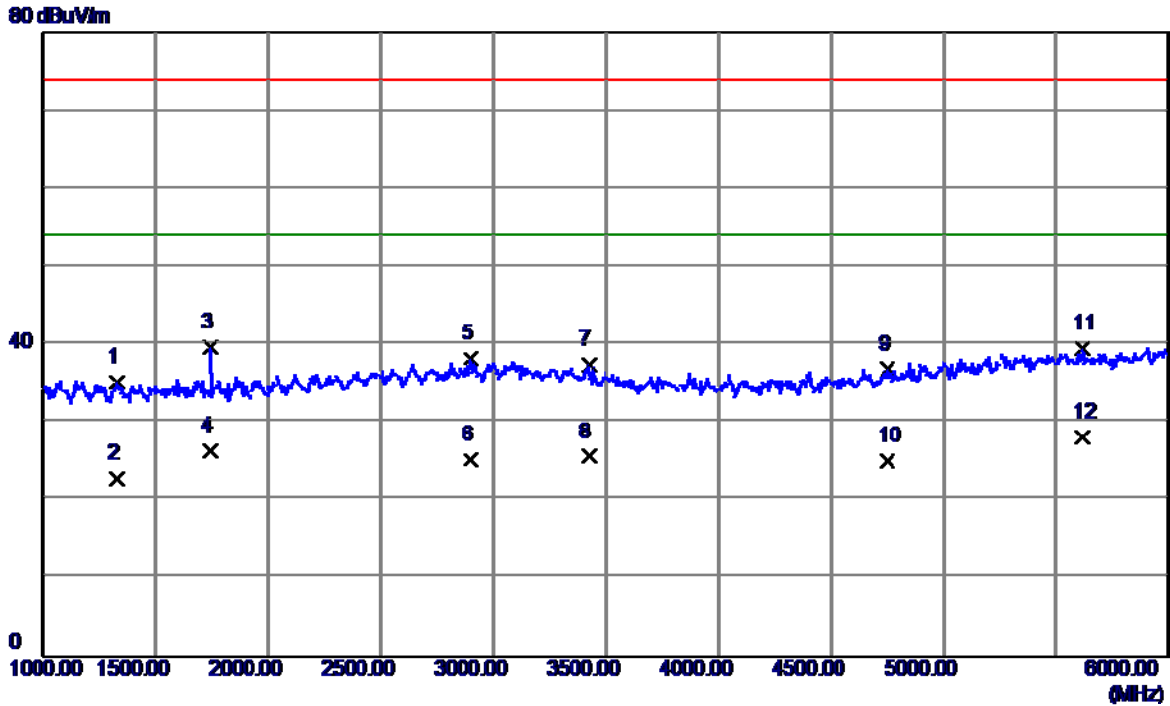
No.	Freq. MHz	Reading Level dBuV/m	Correct Factor dB	Measure ment dBuV/m	Limit dBuV/m	Margin dB	Detector
1	6941.5000	33.73	11.21	44.94	74.00	-29.06	Peak
2	6941.5000	20.11	11.21	31.32	54.00	-22.68	AVG
3	7578.5000	33.87	12.62	46.49	74.00	-27.51	Peak
4	7578.5000	20.31	12.62	32.93	54.00	-21.07	AVG
5	9185.0000	33.24	14.53	47.77	74.00	-26.23	Peak
6	9185.0000	20.60	14.53	35.13	54.00	-18.87	AVG
7	10098.5000	33.36	15.78	49.14	74.00	-24.86	Peak
8	10098.5000	20.09	15.78	35.87	54.00	-18.13	AVG
9	11712.0000	34.18	17.74	51.92	74.00	-22.08	Peak
10	11712.0000	21.09	17.74	38.83	54.00	-15.17	AVG
11	12807.5000	33.93	18.53	52.46	74.00	-21.54	Peak
12 *	12807.5000	20.50	18.53	39.03	54.00	-14.97	AVG

EUT	Smart Phone	Model Name	CRO-L03
Temperature	25°C	Relative Humidity	60%
Test Voltage	AC 120V/60Hz	Polarization	Vertical
Test Mode	Adapter+Idle+Playing+Speaker		
Note	Adapter:Huntkey+USB Cable:Luxshare+Battery:SCUD		
Test Engineer	Kevin Li		



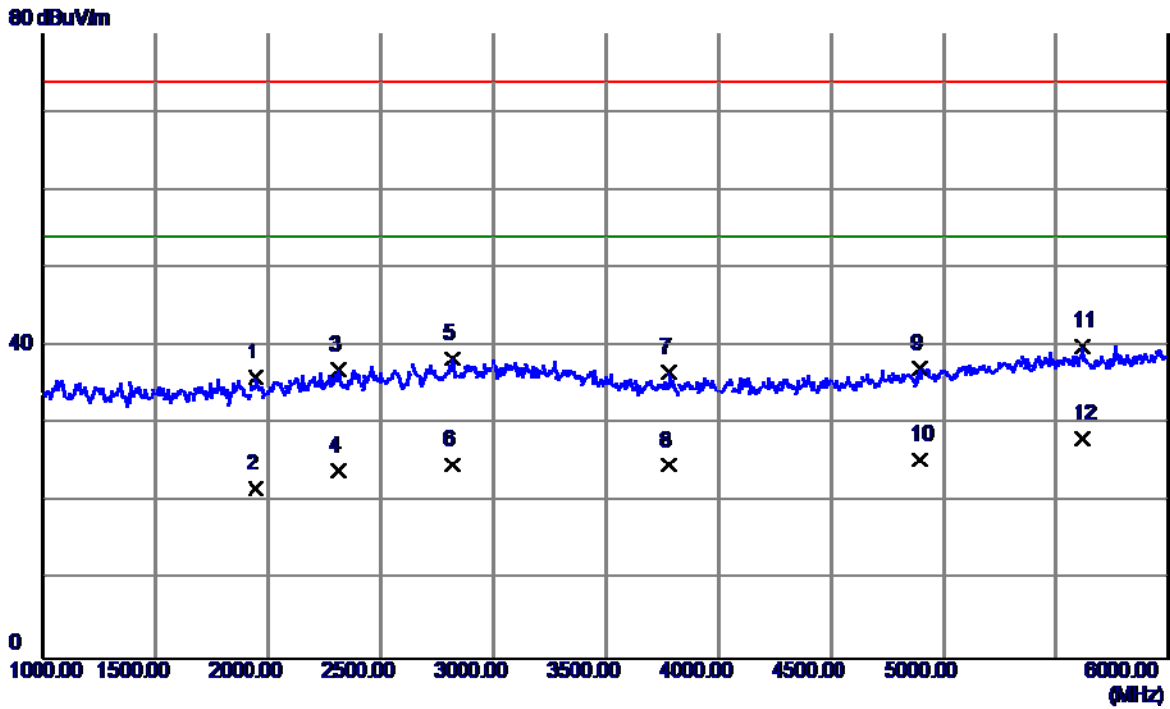
No.	Freq. MHz	Reading Level dBuV/m	Correct Factor dB	Measure ment dBuV/m	Limit dBuV/m	Margin dB	Detector
1	1742.5000	44.40	-3.80	40.60	74.00	-33.40	Peak
2 *	1742.5000	31.10	-3.80	27.30	54.00	-26.70	AVG
3	2565.0000	37.14	0.46	37.60	74.00	-36.40	Peak
4	2565.0000	24.50	0.46	24.96	54.00	-29.04	AVG
5	3072.5000	36.23	2.38	38.61	74.00	-35.39	Peak
6	3072.5000	23.30	2.38	25.68	54.00	-28.32	AVG
7	3675.0000	34.30	2.42	36.72	74.00	-37.28	Peak
8	3675.0000	21.10	2.42	23.52	54.00	-30.48	AVG
9	5340.0000	31.73	7.47	39.20	74.00	-34.80	Peak
10	5340.0000	19.60	7.47	27.07	54.00	-26.93	AVG
11	5915.0000	31.60	8.38	39.98	74.00	-34.02	Peak
12	5915.0000	18.90	8.38	27.28	54.00	-26.72	AVG

EUT	Smart Phone	Model Name	CRO-L03
Temperature	25°C	Relative Humidity	60%
Test Voltage	AC 120V/60Hz	Polarization	Horizontal
Test Mode	Adapter+Idle+Playing+Speaker		
Note	Adapter:Huntkey+USB Cable:Luxshare+Battery:SCUD		
Test Engineer	Kevin Li		



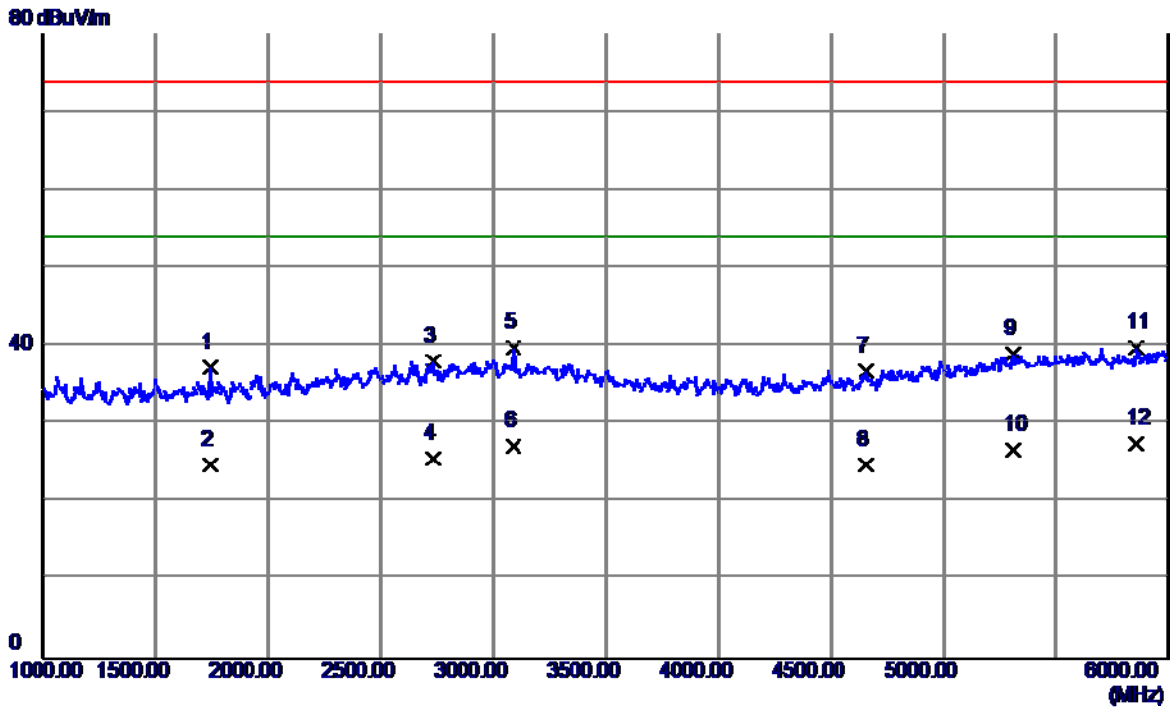
No.	Freq. MHz	Reading Level dBuV/m	Correct Factor dB	Measure ment dBuV/m	Limit dBuV/m	Margin dB	Detector
1	1327.5000	40.83	-5.56	35.27	74.00	-38.73	Peak
2	1327.5000	28.50	-5.56	22.94	54.00	-31.06	AVG
3	1745.0000	43.49	-3.78	39.71	74.00	-34.29	Peak
4	1745.0000	30.19	-3.78	26.41	54.00	-27.59	AVG
5	2900.0000	36.31	1.95	38.26	74.00	-35.74	Peak
6	2900.0000	23.31	1.95	25.26	54.00	-28.74	AVG
7	3425.0000	35.16	2.28	37.44	74.00	-36.56	Peak
8	3425.0000	23.40	2.28	25.68	54.00	-28.32	AVG
9	4747.5000	31.80	5.08	36.88	74.00	-37.12	Peak
10	4747.5000	20.00	5.08	25.08	54.00	-28.92	AVG
11	5617.5000	31.39	8.12	39.51	74.00	-34.49	Peak
12 *	5617.5000	20.09	8.12	28.21	54.00	-25.79	AVG

EUT	Smart Phone	Model Name	CRO-L03
Temperature	25°C	Relative Humidity	60%
Test Voltage	AC 120V/60Hz	Polarization	Vertical
Test Mode	Adapter+Traffic (GSM)+ Earphone		
Note	Adapter:Huntkey+USB Cable:Luxshare+Battery:SCUD+Earphone:Lianchuang		
Test Engineer	Kevin Li		



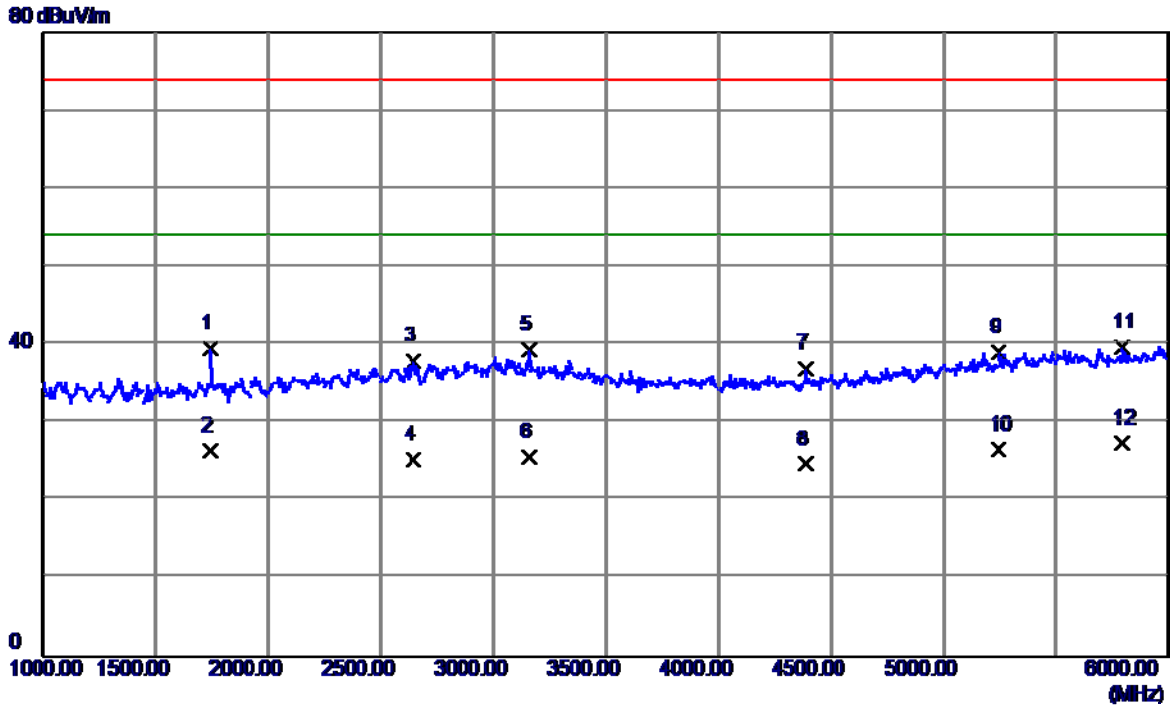
No.	Freq. MHz	Reading Level dBuV/m	Correct Factor dB	Measure ment dBuV/m	Limit dBuV/m	Margin dB	Detector
1	1945.0000	38.78	-2.83	35.95	74.00	-38.05	Peak
2	1945.0000	24.60	-2.83	21.77	54.00	-32.23	AVG
3	2310.0000	37.81	-0.87	36.94	74.00	-37.06	Peak
4	2310.0000	24.80	-0.87	23.93	54.00	-30.07	AVG
5	2817.5000	36.76	1.59	38.35	74.00	-35.65	Peak
6	2817.5000	23.29	1.59	24.88	54.00	-29.12	AVG
7	3780.0000	34.17	2.52	36.69	74.00	-37.31	Peak
8	3780.0000	22.20	2.52	24.72	54.00	-29.28	AVG
9	4892.5000	31.29	5.79	37.08	74.00	-36.92	Peak
10	4892.5000	19.60	5.79	25.39	54.00	-28.61	AVG
11	5617.5000	31.91	8.12	40.03	74.00	-33.97	Peak
12 *	5617.5000	19.99	8.12	28.11	54.00	-25.89	AVG

EUT	Smart Phone	Model Name	CRO-L03
Temperature	25°C	Relative Humidity	60%
Test Voltage	AC 120V/60Hz	Polarization	Horizontal
Test Mode	Adapter+Traffic (GSM)+ Earphone		
Note	Adapter:Huntkey+USB Cable:Luxshare+Battery:SCUD+Earphone:Lianchuang		
Test Engineer	Kevin Li		



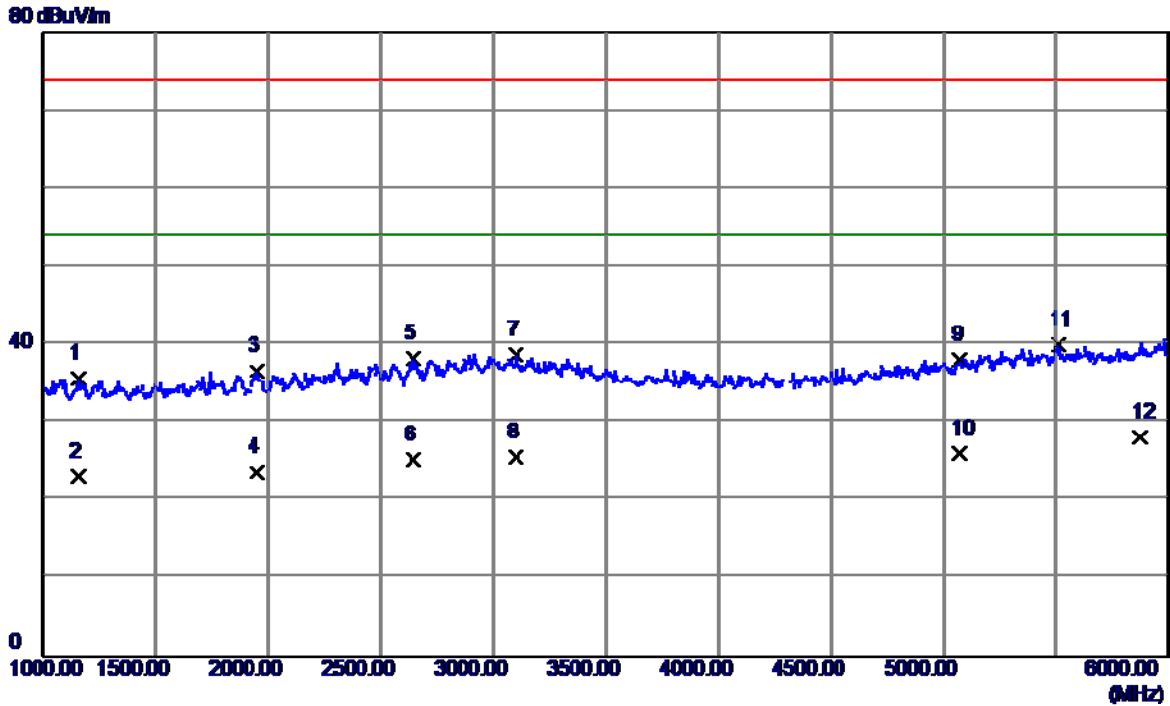
No.	Freq. MHz	Reading Level dBuV/m	Correct Factor dB	Measure ment dBuV/m	Limit dBuV/m	Margin dB	Detector
1	1745.0000	41.00	-3.78	37.22	74.00	-36.78	Peak
2	1745.0000	28.59	-3.78	24.81	54.00	-29.19	AVG
3	2732.5000	36.93	1.21	38.14	74.00	-35.86	Peak
4	2732.5000	24.39	1.21	25.60	54.00	-28.40	AVG
5	3087.5000	37.51	2.37	39.88	74.00	-34.12	Peak
6	3087.5000	24.80	2.37	27.17	54.00	-26.83	AVG
7	4657.5000	32.20	4.65	36.85	74.00	-37.15	Peak
8	4657.5000	20.10	4.65	24.75	54.00	-29.25	AVG
9	5312.5000	31.60	7.37	38.97	74.00	-35.03	Peak
10	5312.5000	19.41	7.37	26.78	54.00	-27.22	AVG
11	5855.0000	31.53	8.33	39.86	74.00	-34.14	Peak
12 *	5855.0000	19.20	8.33	27.53	54.00	-26.47	AVG

EUT	Smart Phone	Model Name	CRO-L03
Temperature	25°C	Relative Humidity	60%
Test Voltage	AC 120V/60Hz	Polarization	Vertical
Test Mode	Adapter+Traffic (WCDMA)		
Note	Adapter:Huntkey+USB Cable:Luxshare+Battery:SCUD		
Test Engineer	Kevin Li		



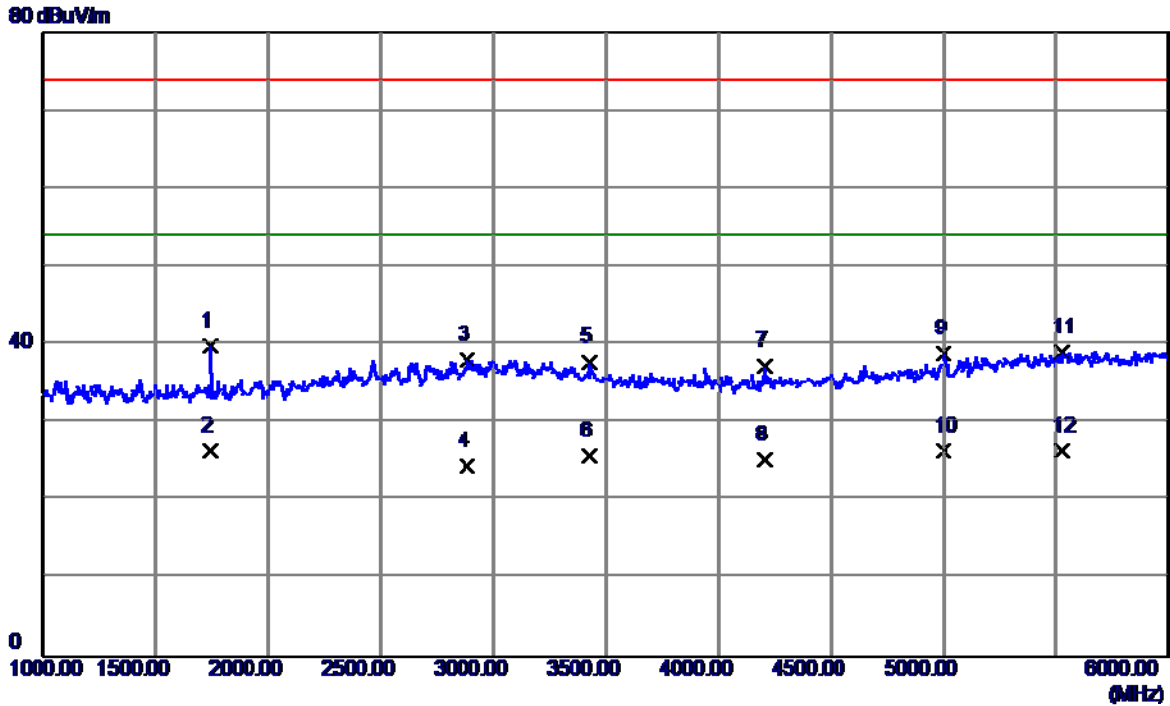
No.	Freq. MHz	Reading Level dBuV/m	Correct Factor dB	Measure ment dBuV/m	Limit dBuV/m	Margin dB	Detector
1	1745.0000	43.30	-3.78	39.52	74.00	-34.48	Peak
2	1745.0000	30.19	-3.78	26.41	54.00	-27.59	AVG
3	2645.0000	37.10	0.82	37.92	74.00	-36.08	Peak
4	2645.0000	24.40	0.82	25.22	54.00	-28.78	AVG
5	3162.5000	36.97	2.35	39.32	74.00	-34.68	Peak
6	3162.5000	23.21	2.35	25.56	54.00	-28.44	AVG
7	4387.5000	33.39	3.62	37.01	74.00	-36.99	Peak
8	4387.5000	21.10	3.62	24.72	54.00	-29.28	AVG
9	5245.0000	31.86	7.14	39.00	74.00	-35.00	Peak
10	5245.0000	19.40	7.14	26.54	54.00	-27.46	AVG
11	5792.5000	31.34	8.27	39.61	74.00	-34.39	Peak
12 *	5792.5000	19.11	8.27	27.38	54.00	-26.62	AVG

EUT	Smart Phone	Model Name	CRO-L03
Temperature	25°C	Relative Humidity	60%
Test Voltage	AC 120V/60Hz	Polarization	Horizontal
Test Mode	Adapter+Traffic (WCDMA)		
Note	Adapter:Huntkey+USB Cable:Luxshare+Battery:SCUD		
Test Engineer	Kevin Li		



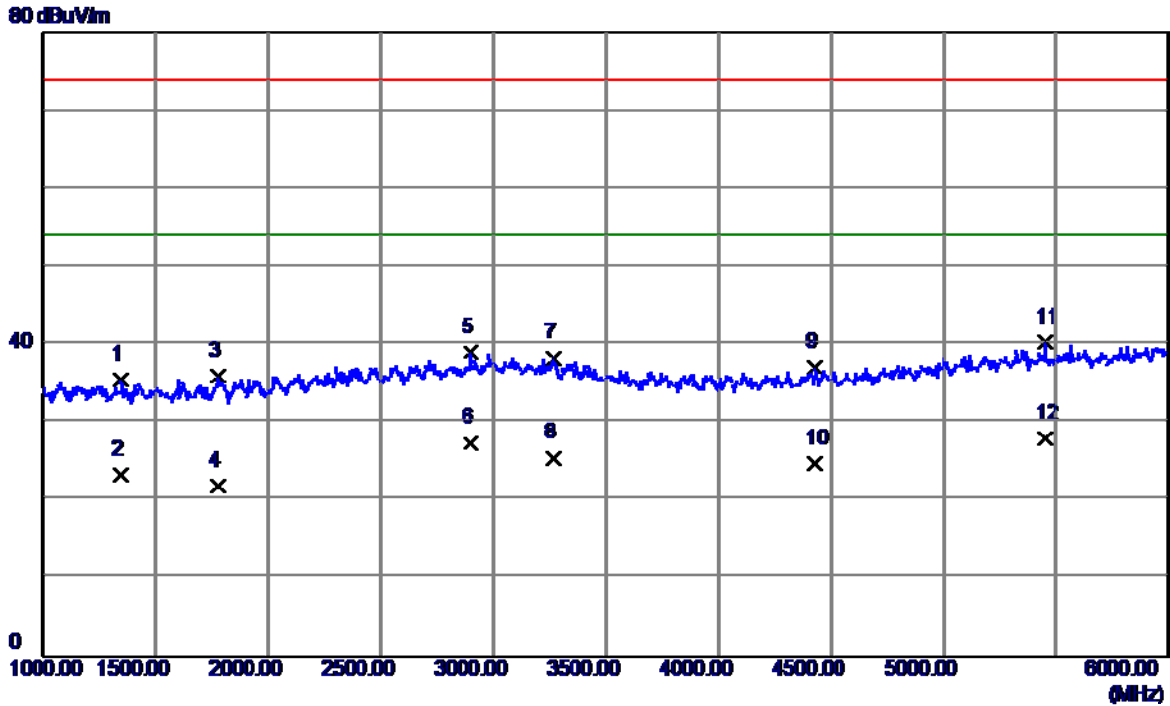
No.	Freq. MHz	Reading Level dBuV/m	Correct Factor dB	Measure ment dBuV/m	Limit dBuV/m	Margin dB	Detector
1	1155.0000	41.84	-6.18	35.66	74.00	-38.34	Peak
2	1155.0000	29.30	-6.18	23.12	54.00	-30.88	AVG
3	1952.5000	39.51	-2.80	36.71	74.00	-37.29	Peak
4	1952.5000	26.51	-2.80	23.71	54.00	-30.29	AVG
5	2642.5000	37.38	0.81	38.19	74.00	-35.81	Peak
6	2642.5000	24.40	0.81	25.21	54.00	-28.79	AVG
7	3097.5000	36.35	2.37	38.72	74.00	-35.28	Peak
8	3097.5000	23.20	2.37	25.57	54.00	-28.43	AVG
9	5075.0000	31.49	6.56	38.05	74.00	-35.95	Peak
10	5075.0000	19.50	6.56	26.06	54.00	-27.94	AVG
11	5512.5000	31.99	8.02	40.01	74.00	-33.99	Peak
12 *	5875.0000	19.80	8.35	28.15	54.00	-25.85	AVG

EUT	Smart Phone	Model Name	CRO-L03
Temperature	25°C	Relative Humidity	60%
Test Voltage	AC 120V/60Hz	Polarization	Vertical
Test Mode	Adapter+Traffic (LTE)		
Note	Adapter:Huntkey+USB Cable:Luxshare+Battery:SCUD		
Test Engineer	Kevin Li		



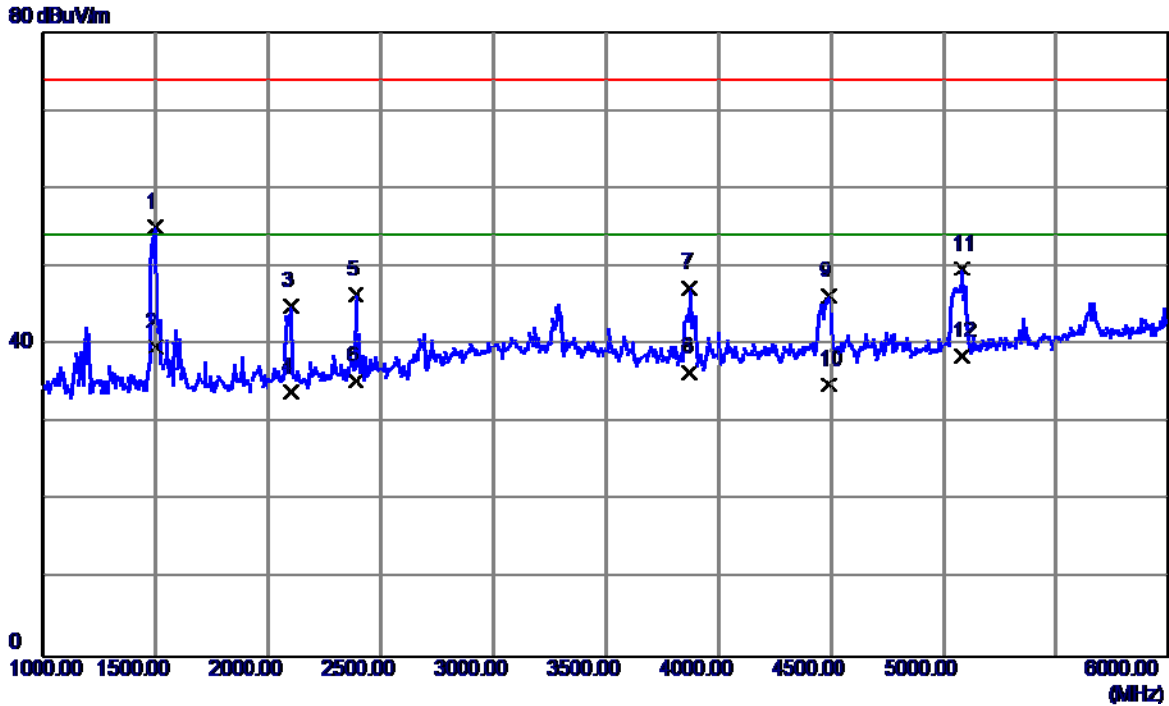
No.	Freq. MHz	Reading Level dBuV/m	Correct Factor dB	Measure ment dBuV/m	Limit dBuV/m	Margin dB	Detector
1	1745.0000	43.64	-3.78	39.86	74.00	-34.14	Peak
2	1745.0000	30.19	-3.78	26.41	54.00	-27.59	AVG
3	2885.0000	36.15	1.89	38.04	74.00	-35.96	Peak
4	2885.0000	22.59	1.89	24.48	54.00	-29.52	AVG
5	3427.5000	35.43	2.28	37.71	74.00	-36.29	Peak
6	3427.5000	23.50	2.28	25.78	54.00	-28.22	AVG
7	4207.5000	34.04	3.20	37.24	74.00	-36.76	Peak
8	4207.5000	22.10	3.20	25.30	54.00	-28.70	AVG
9	5002.5000	32.50	6.32	38.82	74.00	-35.18	Peak
10	5002.5000	20.10	6.32	26.42	54.00	-27.58	AVG
11	5530.0000	30.98	8.04	39.02	74.00	-34.98	Peak
12 *	5530.0000	18.40	8.04	26.44	54.00	-27.56	AVG

EUT	Smart Phone	Model Name	CRO-L03
Temperature	25°C	Relative Humidity	60%
Test Voltage	AC 120V/60Hz	Polarization	Horizontal
Test Mode	Adapter+Traffic (LTE)		
Note	Adapter:Huntkey+USB Cable:Luxshare+Battery:SCUD		
Test Engineer	Kevin Li		



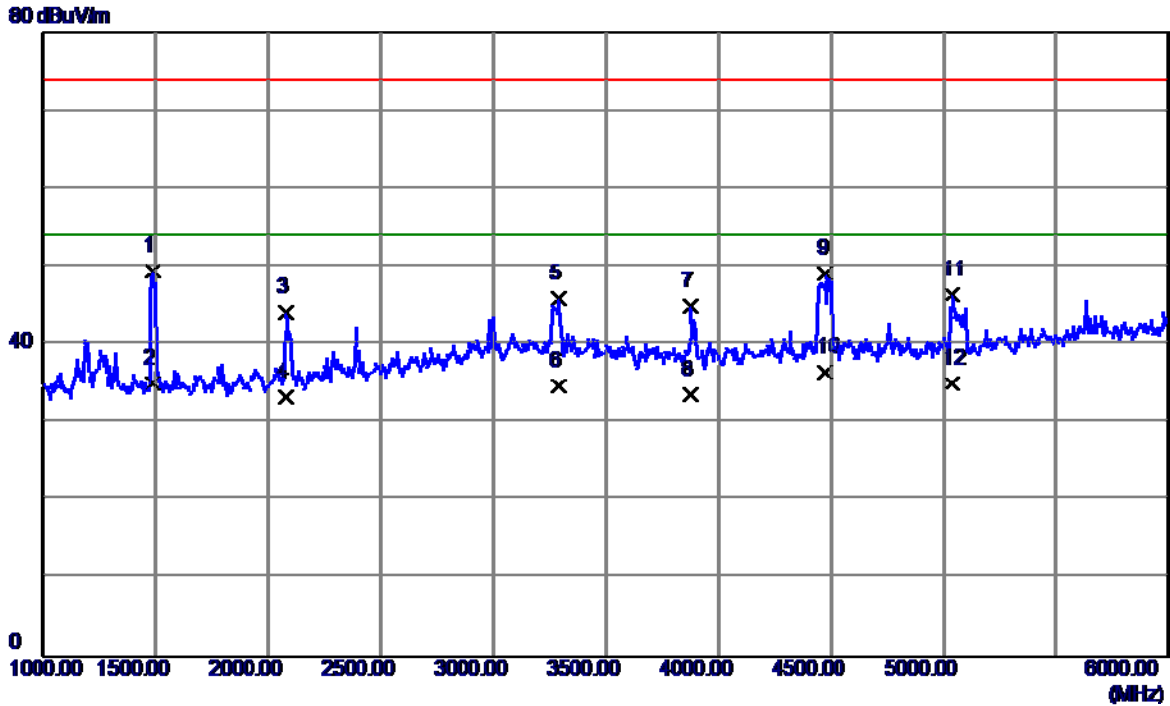
No.	Freq. MHz	Reading Level dBuV/m	Correct Factor dB	Measure ment dBuV/m	Limit dBuV/m	Margin dB	Detector
1	1345.0000	40.95	-5.50	35.45	74.00	-38.55	Peak
2	1345.0000	28.90	-5.50	23.40	54.00	-30.60	AVG
3	1777.5000	39.70	-3.63	36.07	74.00	-37.93	Peak
4	1777.5000	25.60	-3.63	21.97	54.00	-32.03	AVG
5	2897.5000	37.11	1.94	39.05	74.00	-34.95	Peak
6	2897.5000	25.50	1.94	27.44	54.00	-26.56	AVG
7	3267.5000	36.00	2.32	38.32	74.00	-35.68	Peak
8	3267.5000	23.20	2.32	25.52	54.00	-28.48	AVG
9	4430.0000	33.40	3.72	37.12	74.00	-36.88	Peak
10	4430.0000	21.10	3.72	24.82	54.00	-29.18	AVG
11	5447.5000	32.48	7.83	40.31	74.00	-33.69	Peak
12 *	5447.5000	20.10	7.83	27.93	54.00	-26.07	AVG

EUT	Smart Phone	Model Name	CRO-L03
Temperature	25°C	Relative Humidity	60%
Test Voltage	AC 120V/60Hz	Polarization	Vertical
Test Mode	USB copy(EUT with PC)+Idle+ Earphone		
Note	USB Cable:Luxshare+Battery:Sunwoda+Earphone:QUANCHENG(Black)		
Test Engineer	Kevin Li		



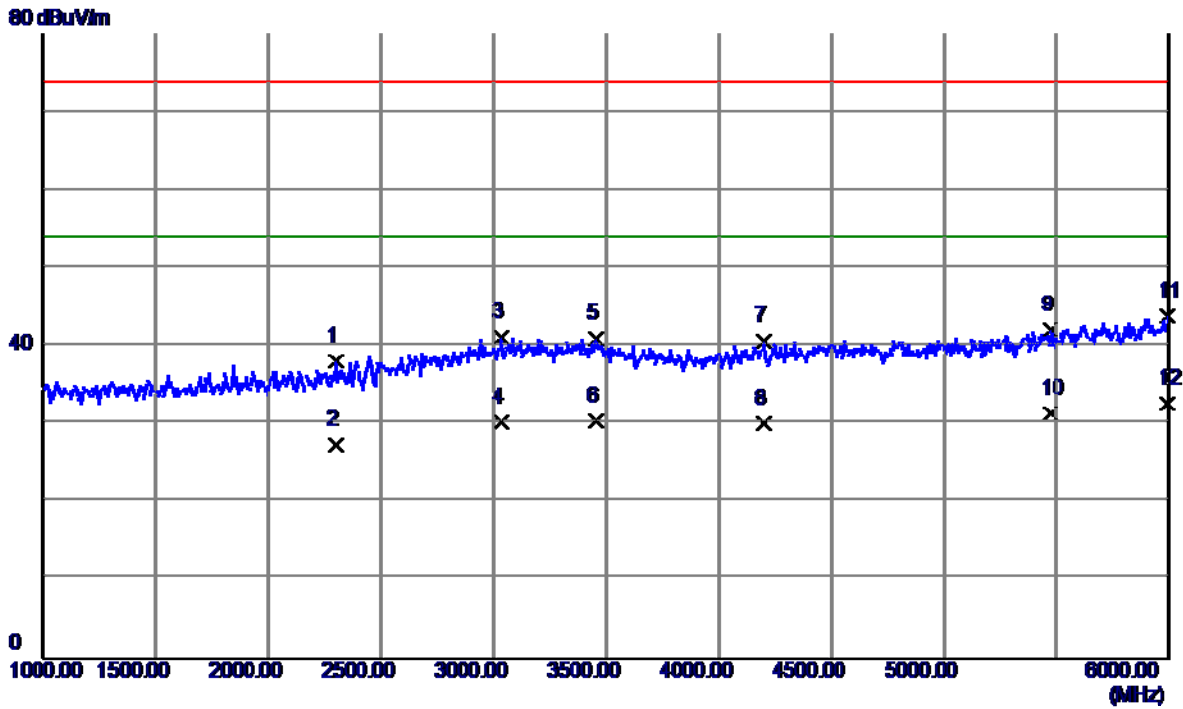
No.	Freq. MHz	Reading Level dBuV/m	Correct Factor dB	Measure ment dBuV/m	Limit dBuV/m	Margin dB	Detector
1	1500.0000	58.70	-3.59	55.11	74.00	-18.89	Peak
2 *	1500.0000	43.27	-3.59	39.68	54.00	-14.32	AVG
3	2100.0000	46.26	-1.23	45.03	74.00	-28.97	Peak
4	2100.0000	35.12	-1.23	33.89	54.00	-20.11	AVG
5	2390.0000	46.15	0.30	46.45	74.00	-27.55	Peak
6	2390.0000	35.00	0.30	35.30	54.00	-18.70	AVG
7	3875.0000	42.28	5.00	47.28	74.00	-26.72	Peak
8	3875.0000	31.51	5.00	36.51	54.00	-17.49	AVG
9	4490.0000	40.09	6.22	46.31	74.00	-27.69	Peak
10	4490.0000	28.60	6.22	34.82	54.00	-19.18	AVG
11	5085.0000	42.34	7.34	49.68	74.00	-24.32	Peak
12	5085.0000	31.25	7.34	38.59	54.00	-15.41	AVG

EUT	Smart Phone	Model Name	CRO-L03
Temperature	25°C	Relative Humidity	60%
Test Voltage	AC 120V/60Hz	Polarization	Horizontal
Test Mode	USB copy(EUT with PC)+Idle+ Earphone		
Note	USB Cable:Luxshare+Battery:Sunwoda+Earphone:QUANCHENG(Black)		
Test Engineer	Kevin Li		



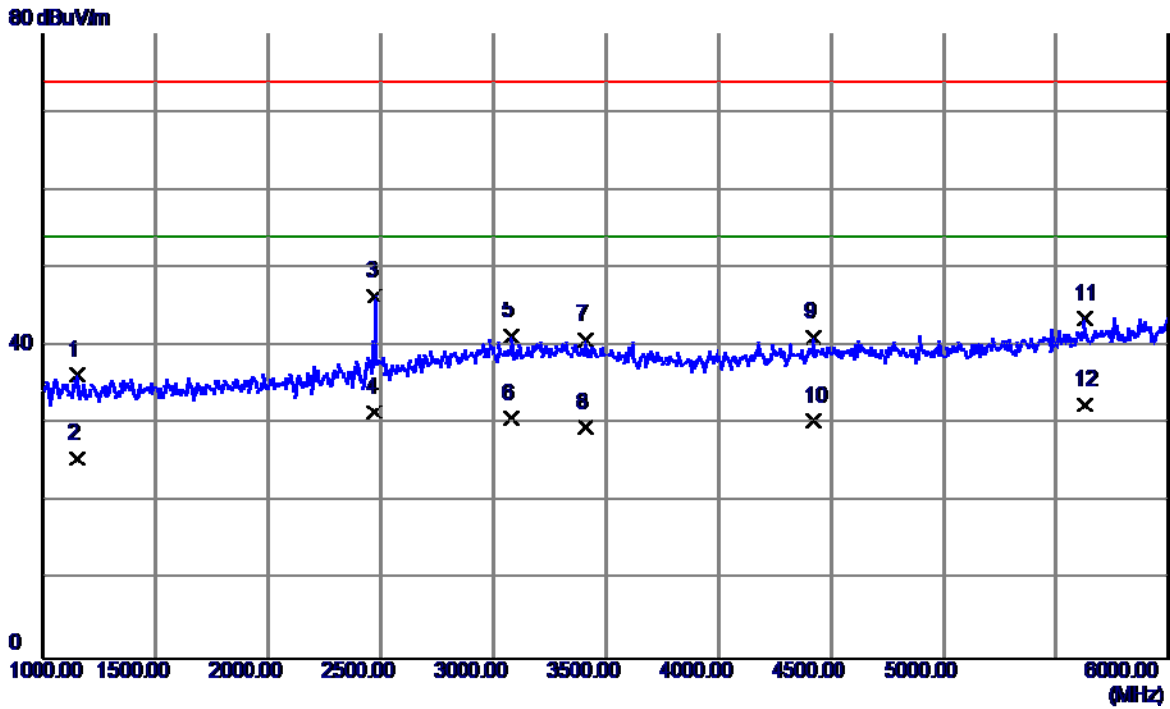
No.	Freq. MHz	Reading Level dBuV/m	Correct Factor dB	Measure ment dBuV/m	Limit dBuV/m	Margin dB	Detector
1	1490.0000	53.00	-3.63	49.37	74.00	-24.63	Peak
2	1490.0000	38.63	-3.63	35.00	54.00	-19.00	AVG
3	2080.0000	45.55	-1.34	44.21	74.00	-29.79	Peak
4	2080.0000	34.62	-1.34	33.28	54.00	-20.72	AVG
5	3290.0000	41.68	4.25	45.93	74.00	-28.07	Peak
6	3290.0000	30.48	4.25	34.73	54.00	-19.27	AVG
7	3880.0000	39.96	5.01	44.97	74.00	-29.03	Peak
8	3880.0000	28.54	5.01	33.55	54.00	-20.45	AVG
9	4475.0000	42.89	6.19	49.08	74.00	-24.92	Peak
10 *	4475.0000	30.25	6.19	36.44	54.00	-17.56	AVG
11	5040.0000	39.25	7.18	46.43	74.00	-27.57	Peak
12	5040.0000	27.81	7.18	34.99	54.00	-19.01	AVG

EUT	Smart Phone	Model Name	CRO-L03
Temperature	25°C	Relative Humidity	60%
Test Voltage	AC 120V/60Hz	Polarization	Vertical
Test Mode	Adapter+Idle+BT+WIFI+GPS+Camera on+Earphone		
Note	Adapter:PHITEK+USB Cable:Luxshare+Battery:Sunwoda+Earphone:Lianchuang(Black)		
Test Engineer	Kevin Li		



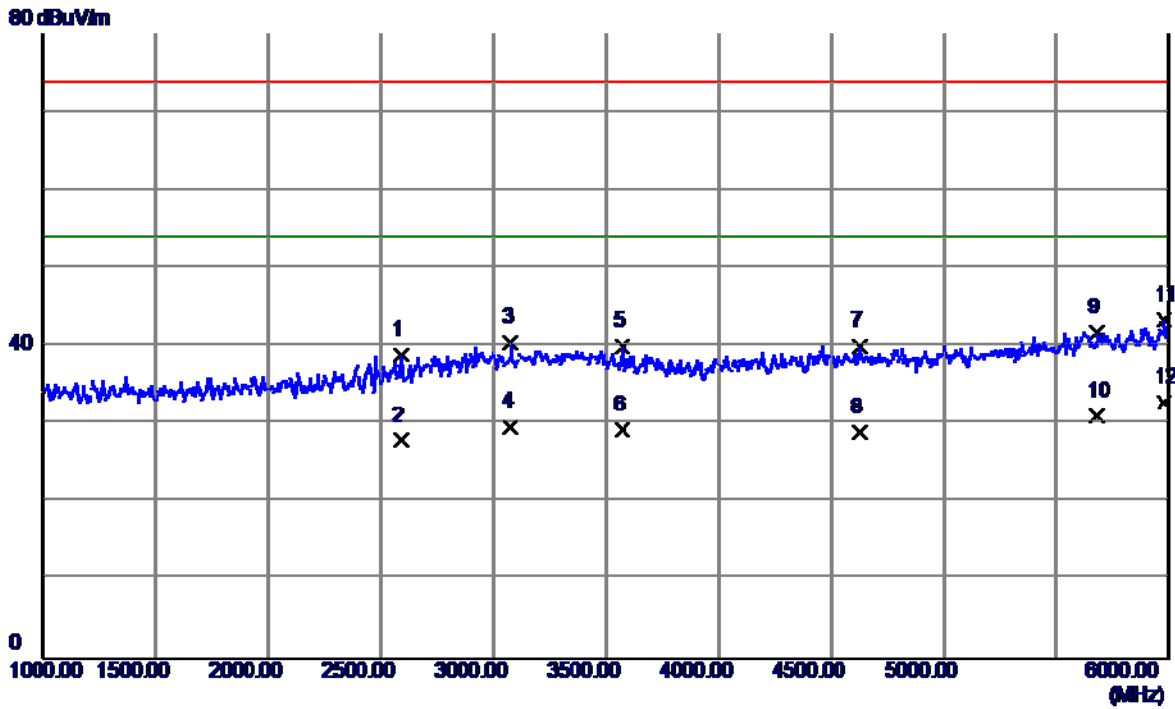
No.	Freq. MHz	Reading Level dBuV/m	Correct Factor dB	Measure ment dBuV/m	Limit dBuV/m	Margin dB	Detector
1	2300.0000	38.20	-0.18	38.02	74.00	-35.98	Peak
2	2300.0000	27.58	-0.18	27.40	54.00	-26.60	AVG
3	3035.0000	37.35	3.77	41.12	74.00	-32.88	Peak
4	3035.0000	26.45	3.77	30.22	54.00	-23.78	AVG
5	3455.0000	36.44	4.57	41.01	74.00	-32.99	Peak
6	3455.0000	25.84	4.57	30.41	54.00	-23.59	AVG
7	4200.0000	35.12	5.57	40.69	74.00	-33.31	Peak
8	4200.0000	24.51	5.57	30.08	54.00	-23.92	AVG
9	5470.0000	33.40	8.71	42.11	74.00	-31.89	Peak
10	5470.0000	22.63	8.71	31.34	54.00	-22.66	AVG
11	5995.0000	32.98	10.82	43.80	74.00	-30.20	Peak
12 *	5995.0000	21.84	10.82	32.66	54.00	-21.34	AVG

EUT	Smart Phone	Model Name	CRO-L03
Temperature	25°C	Relative Humidity	60%
Test Voltage	AC 120V/60Hz	Polarization	Horizontal
Test Mode	Adapter+Idle+BT+WIFI+GPS+Camera on+Earphone		
Note	Adapter:PHITEK+USB Cable:Luxshare+Battery:Sunwoda+Earphone:Lianchuang(Black)		
Test Engineer	Kevin Li		



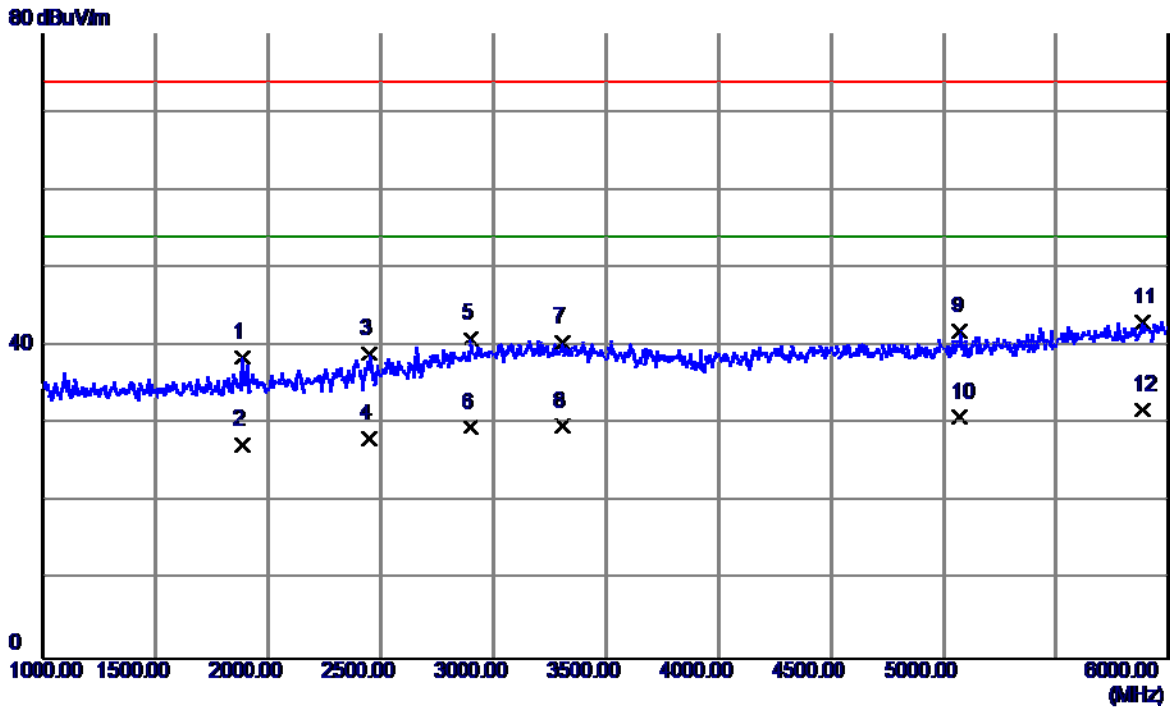
No.	Freq. MHz	Reading Level dBuV/m	Correct Factor dB	Measure ment dBuV/m	Limit dBuV/m	Margin dB	Detector
1	1150.0000	41.34	-5.00	36.34	74.00	-37.66	Peak
2	1150.0000	30.56	-5.00	25.56	54.00	-28.44	AVG
3	2475.0000	45.69	0.74	46.43	74.00	-27.57	Peak
4	2475.0000	30.71	0.74	31.45	54.00	-22.55	AVG
5	3080.0000	37.36	3.85	41.21	74.00	-32.79	Peak
6	3080.0000	26.80	3.85	30.65	54.00	-23.35	AVG
7	3410.0000	36.34	4.48	40.82	74.00	-33.18	Peak
8	3410.0000	25.09	4.48	29.57	54.00	-24.43	AVG
9	4420.0000	35.11	6.07	41.18	74.00	-32.82	Peak
10	4420.0000	24.38	6.07	30.45	54.00	-23.55	AVG
11	5625.0000	34.16	9.32	43.48	74.00	-30.52	Peak
12 *	5625.0000	23.13	9.32	32.45	54.00	-21.55	AVG

EUT	Smart Phone	Model Name	CRO-L03
Temperature	25°C	Relative Humidity	60%
Test Voltage	AC 120V/60Hz	Polarization	Vertical
Test Mode	Adapter+Idle+BT+WIFI+GPS+Camera on+Earphone		
Note	Adapter:Huntkey+USB Cable:Luxshare+Battery:Sunwoda+Earphone:QUANCHENG(Black)		
Test Engineer	Kevin Li		



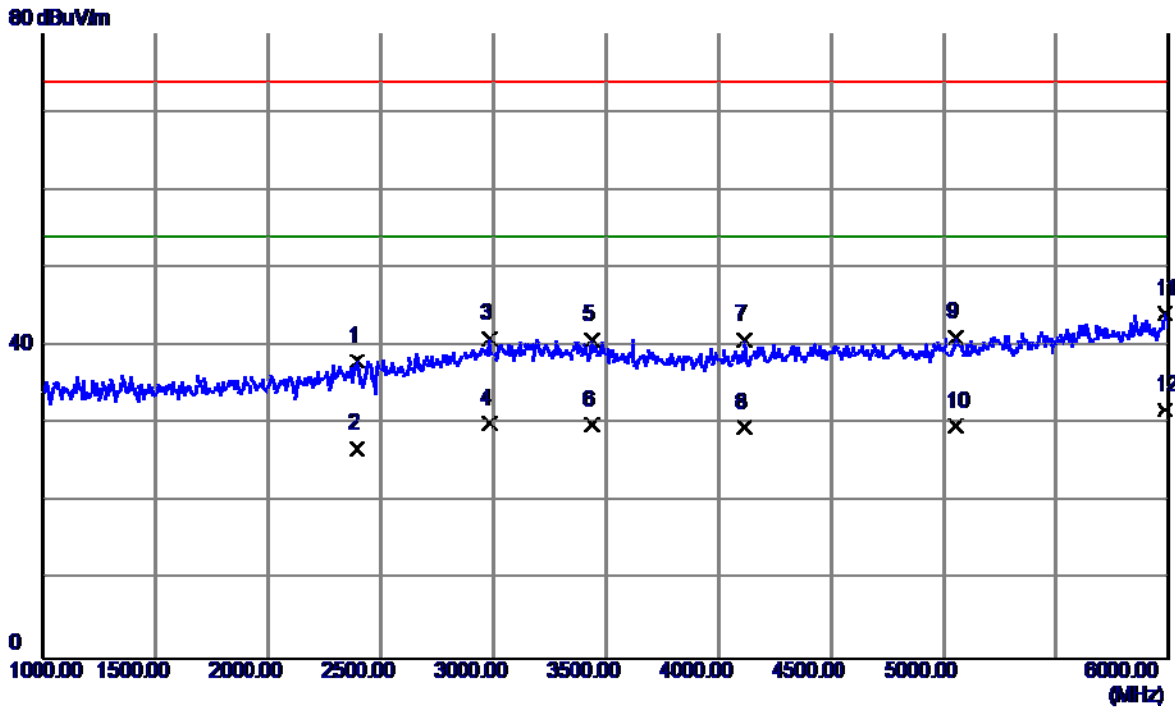
No.	Freq. MHz	Reading Level dBuV/m	Correct Factor dB	Measure ment dBuV/m	Limit dBuV/m	Margin dB	Detector
1	2590.0000	37.46	1.38	38.84	74.00	-35.16	Peak
2	2590.0000	26.54	1.38	27.92	54.00	-26.08	AVG
3	3075.0000	36.66	3.84	40.50	74.00	-33.50	Peak
4	3075.0000	25.84	3.84	29.68	54.00	-24.32	AVG
5	3570.0000	35.29	4.72	40.01	74.00	-33.99	Peak
6	3570.0000	24.62	4.72	29.34	54.00	-24.66	AVG
7	4630.0000	33.53	6.45	39.98	74.00	-34.02	Peak
8	4630.0000	22.45	6.45	28.90	54.00	-25.10	AVG
9	5680.0000	32.27	9.54	41.81	74.00	-32.19	Peak
10	5680.0000	21.48	9.54	31.02	54.00	-22.98	AVG
11	5980.0000	32.62	10.76	43.38	74.00	-30.62	Peak
12 *	5980.0000	21.97	10.76	32.73	54.00	-21.27	AVG

EUT	Smart Phone	Model Name	CRO-L03
Temperature	25°C	Relative Humidity	60%
Test Voltage	AC 120V/60Hz	Polarization	Horizontal
Test Mode	Adapter+Idle+BT+WIFI+GPS+Camera on+Earphone		
Note	Adapter:Huntkey+USB Cable:Luxshare+Battery:Sunwoda+Earphone:QUANCHENG(Black)		
Test Engineer	Kevin Li		



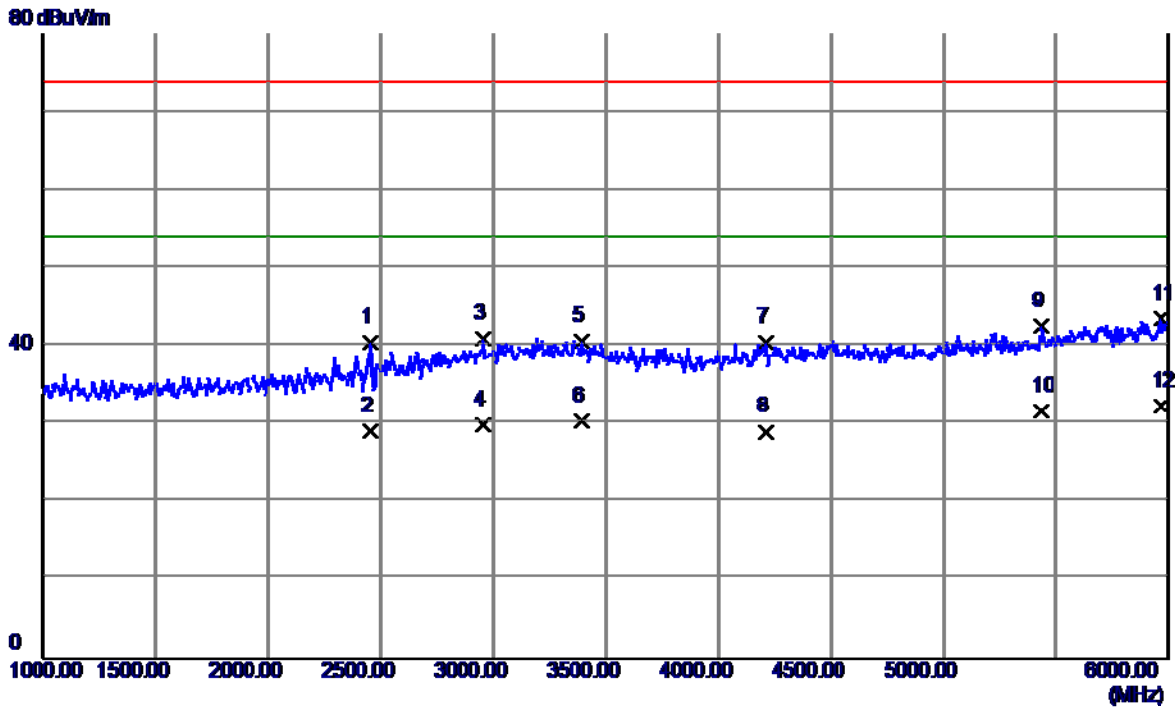
No.	Freq. MHz	Reading Level dBuV/m	Correct Factor dB	Measure ment dBuV/m	Limit dBuV/m	Margin dB	Detector
1	1885.0000	40.67	-2.18	38.49	74.00	-35.51	Peak
2	1885.0000	29.56	-2.18	27.38	54.00	-26.62	AVG
3	2450.0000	38.40	0.61	39.01	74.00	-34.99	Peak
4	2450.0000	27.58	0.61	28.19	54.00	-25.81	AVG
5	2900.0000	37.79	3.13	40.92	74.00	-33.08	Peak
6	2900.0000	26.46	3.13	29.59	54.00	-24.41	AVG
7	3305.0000	36.24	4.28	40.52	74.00	-33.48	Peak
8	3305.0000	25.47	4.28	29.75	54.00	-24.25	AVG
9	5075.0000	34.59	7.31	41.90	74.00	-32.10	Peak
10	5075.0000	23.53	7.31	30.84	54.00	-23.16	AVG
11	5885.0000	32.65	10.37	43.02	74.00	-30.98	Peak
12 *	5885.0000	21.44	10.37	31.81	54.00	-22.19	AVG

EUT	Smart Phone	Model Name	CRO-L03
Temperature	25°C	Relative Humidity	60%
Test Voltage	AC 120V/60Hz	Polarization	Vertical
Test Mode	Adapter+Idle+BT+WIFI+GPS+Camera on+Earphone		
Note	Adapter:BYD+USB Cable:Luxshare+Battery:Sunwoda+Earphone:Goer(Black)		
Test Engineer	Kevin Li		



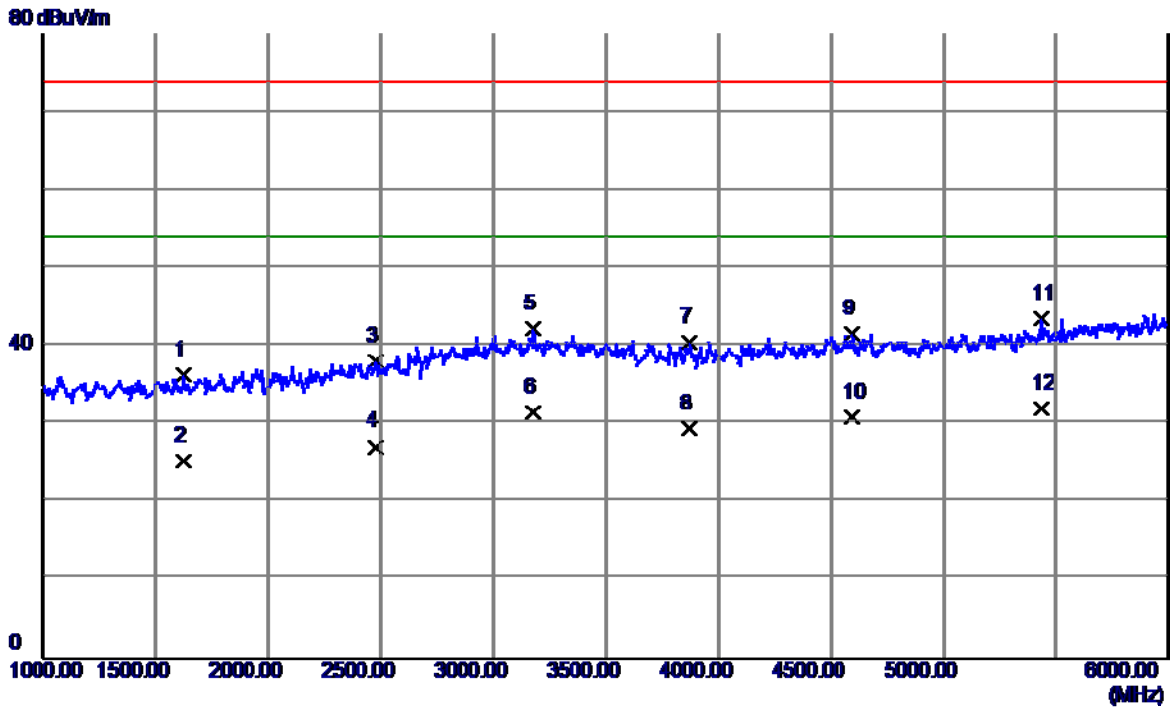
No.	Freq. MHz	Reading Level dBuV/m	Correct Factor dB	Measure ment dBuV/m	Limit dBuV/m	Margin dB	Detector
1	2395.0000	37.81	0.32	38.13	74.00	-35.87	Peak
2	2395.0000	26.52	0.32	26.84	54.00	-27.16	AVG
3	2985.0000	37.29	3.62	40.91	74.00	-33.09	Peak
4	2985.0000	26.44	3.62	30.06	54.00	-23.94	AVG
5	3440.0000	36.23	4.54	40.77	74.00	-33.23	Peak
6	3440.0000	25.33	4.54	29.87	54.00	-24.13	AVG
7	4115.0000	35.46	5.38	40.84	74.00	-33.16	Peak
8	4115.0000	24.21	5.38	29.59	54.00	-24.41	AVG
9	5055.0000	33.92	7.24	41.16	74.00	-32.84	Peak
10	5055.0000	22.53	7.24	29.77	54.00	-24.23	AVG
11	5985.0000	33.42	10.78	44.20	74.00	-29.80	Peak
12 *	5985.0000	21.03	10.78	31.81	54.00	-22.19	AVG

EUT	Smart Phone	Model Name	CRO-L03
Temperature	25°C	Relative Humidity	60%
Test Voltage	AC 120V/60Hz	Polarization	Horizontal
Test Mode	Adapter+Idle+BT+WIFI+GPS+Camera on+Earphone		
Note	Adapter:BYD+USB Cable:Luxshare+Battery:Sunwoda+Earphone:Goer(Black)		
Test Engineer	Kevin Li		



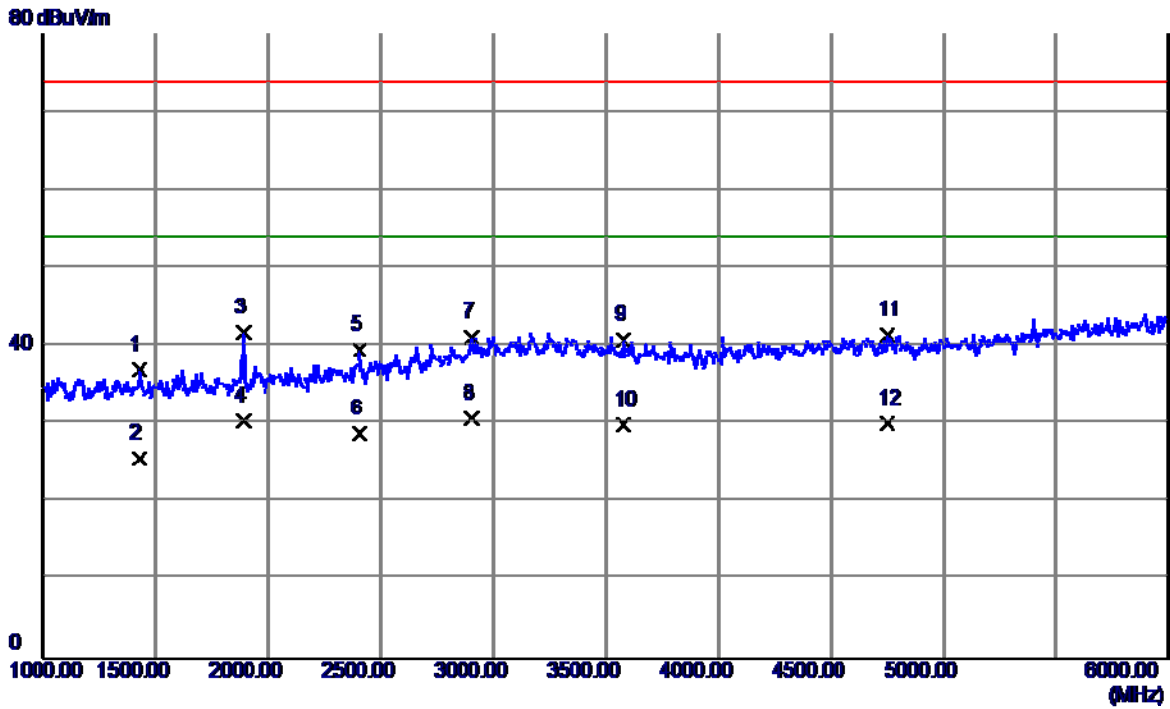
No.	Freq. MHz	Reading Level dBuV/m	Correct Factor dB	Measure ment dBuV/m	Limit dBuV/m	Margin dB	Detector
1	2455.0000	39.86	0.64	40.50	74.00	-33.50	Peak
2	2455.0000	28.44	0.64	29.08	54.00	-24.92	AVG
3	2955.0000	37.58	3.45	41.03	74.00	-32.97	Peak
4	2955.0000	26.53	3.45	29.98	54.00	-24.02	AVG
5	3395.0000	36.20	4.45	40.65	74.00	-33.35	Peak
6	3395.0000	25.96	4.45	30.41	54.00	-23.59	AVG
7	4210.0000	34.92	5.59	40.51	74.00	-33.49	Peak
8	4210.0000	23.45	5.59	29.04	54.00	-24.96	AVG
9	5435.0000	34.04	8.58	42.62	74.00	-31.38	Peak
10	5435.0000	23.15	8.58	31.73	54.00	-22.27	AVG
11	5965.0000	32.76	10.70	43.46	74.00	-30.54	Peak
12 *	5965.0000	21.58	10.70	32.28	54.00	-21.72	AVG

EUT	Smart Phone	Model Name	CRO-L03
Temperature	25°C	Relative Humidity	60%
Test Voltage	AC 120V/60Hz	Polarization	Vertical
Test Mode	Adapter+Idle+BT+WIFI+GPS+Camera on+Earphone		
Note	Adapter:Huntkey+USB Cable:Luxshare+Battery:Sunwoda+Earphone:Goer(White)		
Test Engineer	Kevin Li		



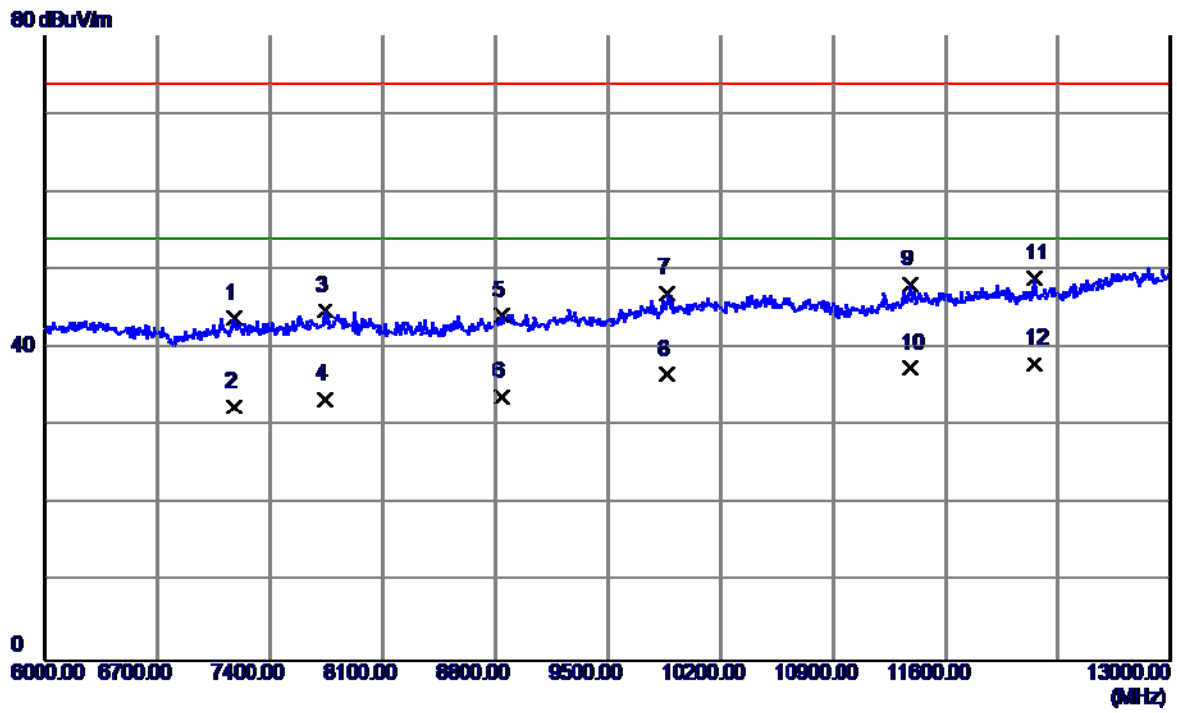
No.	Freq. MHz	Reading Level dBuV/m	Correct Factor dB	Measure ment dBuV/m	Limit dBuV/m	Margin dB	Detector
1	1620.0000	39.49	-3.15	36.34	74.00	-37.66	Peak
2	1620.0000	28.45	-3.15	25.30	54.00	-28.70	AVG
3	2480.0000	37.32	0.77	38.09	74.00	-35.91	Peak
4	2480.0000	26.35	0.77	27.12	54.00	-26.88	AVG
5	3180.0000	38.27	4.04	42.31	74.00	-31.69	Peak
6	3180.0000	27.45	4.04	31.49	54.00	-22.51	AVG
7	3870.0000	35.50	5.00	40.50	74.00	-33.50	Peak
8	3870.0000	24.51	5.00	29.51	54.00	-24.49	AVG
9	4595.0000	35.13	6.40	41.53	74.00	-32.47	Peak
10	4595.0000	24.50	6.40	30.90	54.00	-23.10	AVG
11	5435.0000	34.89	8.58	43.47	74.00	-30.53	Peak
12 *	5435.0000	23.46	8.58	32.04	54.00	-21.96	AVG

EUT	Smart Phone	Model Name	CRO-L03
Temperature	25°C	Relative Humidity	60%
Test Voltage	AC 120V/60Hz	Polarization	Horizontal
Test Mode	Adapter+Idle+BT+WIFI+GPS+Camera on+Earphone		
Note	Adapter:Huntkey+USB Cable:Luxshare+Battery:Sunwoda+Earphone:Goer(White)		
Test Engineer	Kevin Li		



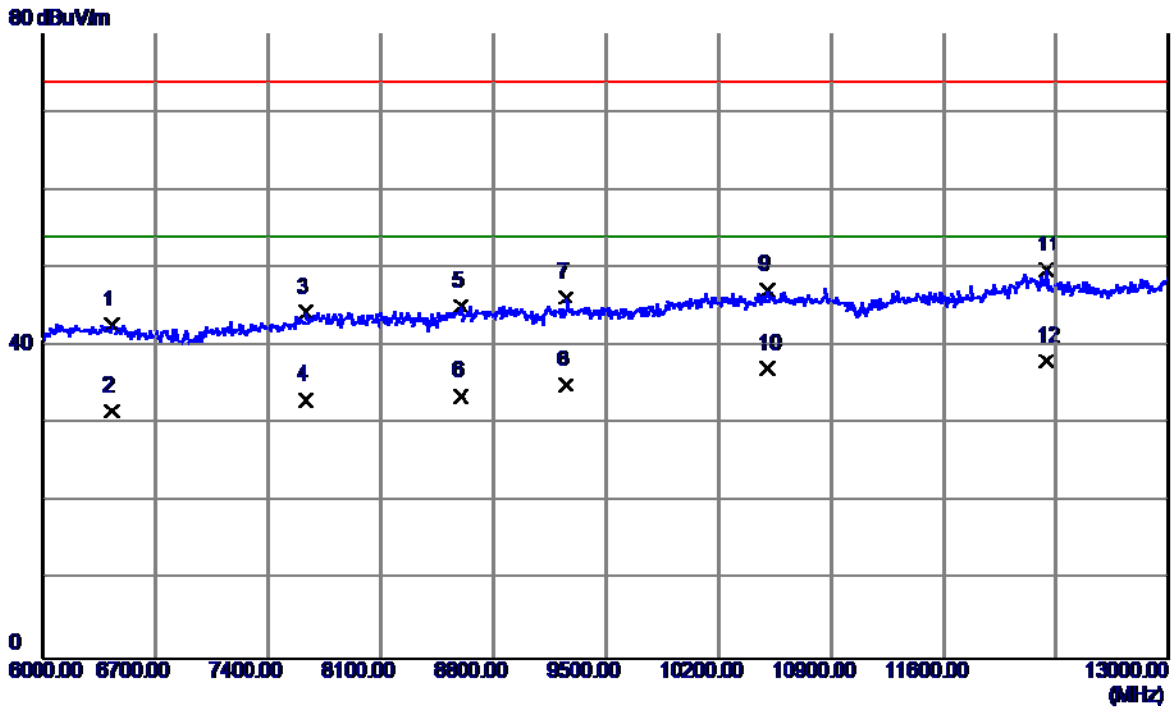
No.	Freq. MHz	Reading Level dBuV/m	Correct Factor dB	Measure ment dBuV/m	Limit dBuV/m	Margin dB	Detector
1	1425.0000	40.85	-3.89	36.96	74.00	-37.04	Peak
2	1425.0000	29.53	-3.89	25.64	54.00	-28.36	AVG
3	1890.0000	43.96	-2.16	41.80	74.00	-32.20	Peak
4	1890.0000	32.53	-2.16	30.37	54.00	-23.63	AVG
5	2405.0000	39.09	0.37	39.46	74.00	-34.54	Peak
6	2405.0000	28.44	0.37	28.81	54.00	-25.19	AVG
7	2905.0000	38.03	3.16	41.19	74.00	-32.81	Peak
8 *	2905.0000	27.62	3.16	30.78	54.00	-23.22	AVG
9	3580.0000	36.11	4.73	40.84	74.00	-33.16	Peak
10	3580.0000	25.15	4.73	29.88	54.00	-24.12	AVG
11	4750.0000	34.82	6.64	41.46	74.00	-32.54	Peak
12	4750.0000	23.50	6.64	30.14	54.00	-23.86	AVG

EUT	Smart Phone	Model Name	CRO-L03
Temperature	25°C	Relative Humidity	60%
Test Voltage	AC 120V/60Hz	Polarization	Vertical
Test Mode	Adapter+Idle+BT+WIFI+GPS+Camera on+Earphone		
Note	Adapter:Huntkey+USB Cable:Luxshare+Battery:Sunwoda+Earphone:QUANCHENG(Black)		
Test Engineer	Kevin Li		



No.	Freq. MHz	Reading Level dBuV/m	Correct Factor dB	Measure ment dBuV/m	Limit dBuV/m	Margin dB	Detector
1	7176.0000	31.84	11.99	43.83	74.00	-30.17	Peak
2	7176.0000	20.54	11.99	32.53	54.00	-21.47	AVG
3	7743.0000	31.94	12.79	44.73	74.00	-29.27	Peak
4	7743.0000	20.64	12.79	33.43	54.00	-20.57	AVG
5	8842.0000	29.81	14.36	44.17	74.00	-29.83	Peak
6	8842.0000	19.45	14.36	33.81	54.00	-20.19	AVG
7	9864.0000	32.01	14.98	46.99	74.00	-27.01	Peak
8	9864.0000	21.62	14.98	36.60	54.00	-17.40	AVG
9	11383.0000	31.34	16.87	48.21	74.00	-25.79	Peak
10	11383.0000	20.64	16.87	37.51	54.00	-16.49	AVG
11	12153.0000	31.44	17.55	48.99	74.00	-25.01	Peak
12 *	12153.0000	20.45	17.55	38.00	54.00	-16.00	AVG

EUT	Smart Phone	Model Name	CRO-L03
Temperature	25°C	Relative Humidity	60%
Test Voltage	AC 120V/60Hz	Polarization	Horizontal
Test Mode	Adapter+Idle+BT+WIFI+GPS+Camera on+Earphone		
Note	Adapter:Huntkey+USB Cable:Luxshare+Battery:Sunwoda+Earphone:QUANCHENG(Black)		
Test Engineer	Kevin Li		



No.	Freq. MHz	Reading Level dBuV/m	Correct Factor dB	Measure ment dBuV/m	Limit dBuV/m	Margin dB	Detector
1	6427.0000	31.84	10.95	42.79	74.00	-31.21	Peak
2	6427.0000	20.66	10.95	31.61	54.00	-22.39	AVG
3	7631.0000	31.65	12.65	44.30	74.00	-29.70	Peak
4	7631.0000	20.45	12.65	33.10	54.00	-20.90	AVG
5	8597.0000	30.85	14.20	45.05	74.00	-28.95	Peak
6	8597.0000	19.45	14.20	33.65	54.00	-20.35	AVG
7	9255.0000	31.81	14.38	46.19	74.00	-27.81	Peak
8	9255.0000	20.62	14.38	35.00	54.00	-19.00	AVG
9	10501.0000	30.55	16.62	47.17	74.00	-26.83	Peak
10	10501.0000	20.45	16.62	37.07	54.00	-16.93	AVG
11	12237.0000	31.98	17.71	49.69	74.00	-24.31	Peak
12 *	12237.0000	20.44	17.71	38.15	54.00	-15.85	AVG