

Test Laboratory: BTL Inc.

Date: 2017/2/6

T03_GSM 850_GSM_CH190_Left Cheek

DUT: 1701C155;

Communication System: UID 0, Generic GSM (0); Frequency: 836.6 MHz; Duty Cycle: 1:8.3

Medium parameters used: $f = 837$ MHz; $\sigma = 0.923$ S/m; $\epsilon_r = 42.988$; $\rho = 1000$ kg/m³

Ambient Temperature: 23.1 °C; Liquid Temperature: 22.4 °C

DASY Configuration:

- Probe: EX3DV4 - SN3932; ConvF(10.49, 10.49, 10.49); Calibrated: 2016/2/19;
- Sensor-Surface: 4mm (Mechanical Surface Detection), $z = 1.0, 31.0$
- Electronics: DAE4 Sn1390; Calibrated: 2016/9/22
- Phantom: SAM Front; Type: Twin SAM; Serial: 1784
- DASY52 52.8.8(1258); SEMCAD X 14.6.10(7373)

Area Scan (8x13x1): Interpolated grid: dx=15 mm, dy=15 mm

Maximum value of SAR (interpolated) = 0.429 W/kg


Zoom Scan (5x5x7)/Cube 0: Measurement grid: dx=8mm, dy=8mm, dz=5mm

Reference Value = 8.154 V/m; Power Drift = 0.02 dB

Peak SAR (extrapolated) = 0.506 W/kg

SAR(1 g) = 0.409 W/kg; SAR(10 g) = 0.312 W/kg

Maximum value of SAR (measured) = 0.433 W/kg



Test Laboratory: BTL Inc.

Date: 2017/2/7

T24_GSM 1900_GSM_CH661_Left Cheek_Battery 2

DUT: 1701C155;

Communication System: UID 0, Generic GSM (0); Frequency: 1880 MHz; Duty Cycle: 1:8.3

Medium parameters used: $f = 1880$ MHz; $\sigma = 1.416$ S/m; $\epsilon_r = 39.837$; $\rho = 1000$ kg/m³

Ambient Temperature: 23.2 °C; Liquid Temperature: 22.5 °C

DASY Configuration:

- Probe: EX3DV4 - SN3932; ConvF(8.36, 8.36, 8.36); Calibrated: 2016/2/19;
- Sensor-Surface: 4mm (Mechanical Surface Detection), $z = 1.0, 31.0$
- Electronics: DAE4 Sn1390; Calibrated: 2016/9/22
- Phantom: SAM Right; Type: Twin SAM; Serial: 1896
- DASY52 52.8.8(1258); SEMCAD X 14.6.10(7373)

Area Scan (8x13x1): Interpolated grid: dx=15 mm, dy=15 mm

Maximum value of SAR (interpolated) = 0.333 W/kg


Zoom Scan (5x5x7)/Cube 0: Measurement grid: dx=8mm, dy=8mm, dz=5mm

Reference Value = 4.222 V/m; Power Drift = 0.06 dB

Peak SAR (extrapolated) = 0.425 W/kg

SAR(1 g) = 0.293 W/kg; SAR(10 g) = 0.193 W/kg

Maximum value of SAR (measured) = 0.315 W/kg



Test Laboratory: BTL Inc.

Date: 2017/2/7

T44_UMTS B2_RMC12.2K_CH9400_Left Cheek_Battery 2

DUT: 1701C155;

Communication System: UID 0, UMTS-FDD(WCDMA) (0); Frequency: 1880 MHz; Duty Cycle: 1:1

Medium parameters used: $f = 1880$ MHz; $\sigma = 1.416$ S/m; $\epsilon_r = 39.837$; $\rho = 1000$ kg/m³

Ambient Temperature: 23.2 °C; Liquid Temperature: 22.5 °C

DASY Configuration:

- Probe: EX3DV4 - SN3932; ConvF(8.36, 8.36, 8.36); Calibrated: 2016/2/19;
- Sensor-Surface: 4mm (Mechanical Surface Detection), $z = 1.0, 31.0$
- Electronics: DAE4 Sn1390; Calibrated: 2016/9/22
- Phantom: SAM Right; Type: Twin SAM; Serial: 1896
- DASY52 52.8.8(1258); SEMCAD X 14.6.10(7373)

Area Scan (8x13x1): Interpolated grid: dx=15 mm, dy=15 mm

Maximum value of SAR (interpolated) = 0.368 W/kg


Zoom Scan (5x5x7)/Cube 0: Measurement grid: dx=8mm, dy=8mm, dz=5mm

Reference Value = 4.616 V/m; Power Drift = 0.01 dB

Peak SAR (extrapolated) = 0.485 W/kg

SAR(1 g) = 0.332 W/kg; SAR(10 g) = 0.217 W/kg

Maximum value of SAR (measured) = 0.356 W/kg



Test Laboratory: BTL Inc.

Date: 2017/2/6

T64_UMTS B5_RMC12.2K_CH4182_Left Cheek_Battery 2

DUT: 1701C155;

Communication System: UID 0, UMTS-FDD(WCDMA) (0); Frequency: 836.4 MHz; Duty Cycle: 1:1

Medium parameters used (interpolated): $f = 836.4$ MHz; $\sigma = 0.922$ S/m; $\epsilon_r = 42.995$; $\rho = 1000$ kg/m³

Ambient Temperature: 23.1 °C; Liquid Temperature: 22.4 °C

DASY Configuration:

- Probe: EX3DV4 - SN3932; ConvF(10.49, 10.49, 10.49); Calibrated: 2016/2/19;
- Sensor-Surface: 4mm (Mechanical Surface Detection), $z = 1.0, 31.0$
- Electronics: DAE4 Sn1390; Calibrated: 2016/9/22
- Phantom: SAM Front; Type: Twin SAM; Serial: 1784
- DASY52 52.8.8(1258); SEMCAD X 14.6.10(7373)

Area Scan (8x13x1): Interpolated grid: dx=15 mm, dy=15 mm

Maximum value of SAR (interpolated) = 0.290 W/kg


Zoom Scan (5x5x7)/Cube 0: Measurement grid: dx=8mm, dy=8mm, dz=5mm

Reference Value = 7.523 V/m; Power Drift = -0.08 dB

Peak SAR (extrapolated) = 0.335 W/kg

SAR(1 g) = 0.274 W/kg; SAR(10 g) = 0.211 W/kg

Maximum value of SAR (measured) = 0.290 W/kg



Test Laboratory: BTL Inc.

Date: 2017/2/7

T88_LTE B2_QPSK20M_CH19100_1RB_Right Cheek_Battery 2

DUT: 1701C155;

Communication System: UID 0, LTE-FDD(1RB, 20MHz, QPSK) (0); Frequency: 1900 MHz; Duty Cycle: 1:1

Medium parameters used: $f = 1900$ MHz; $\sigma = 1.436$ S/m; $\epsilon_r = 39.743$; $\rho = 1000$ kg/m³

Ambient Temperature: 23.2 °C; Liquid Temperature: 22.5 °C

DASY Configuration:

- Probe: EX3DV4 - SN3932; ConvF(8.36, 8.36, 8.36); Calibrated: 2016/2/19;
- Sensor-Surface: 4mm (Mechanical Surface Detection), $z = 1.0, 31.0$
- Electronics: DAE4 Sn1390; Calibrated: 2016/9/22
- Phantom: SAM Right; Type: Twin SAM; Serial: 1896
- DASY52 52.8.8(1258); SEMCAD X 14.6.10(7373)

Area Scan (8x13x1): Interpolated grid: dx=15 mm, dy=15 mm

Maximum value of SAR (interpolated) = 0.365 W/kg


Zoom Scan (5x5x7)/Cube 0: Measurement grid: dx=8mm, dy=8mm, dz=5mm

Reference Value = 4.673 V/m; Power Drift = 0.07 dB

Peak SAR (extrapolated) = 0.467 W/kg

SAR(1 g) = 0.327 W/kg; SAR(10 g) = 0.215 W/kg

Maximum value of SAR (measured) = 0.346 W/kg



Test Laboratory: BTL Inc.

Date: 2017/2/8

T100_LTE_B4_QPSK20M_CH20050_1RB_Right Cheek

DUT: 1701C155;

Communication System: UID 0, LTE-FDD(1RB, 20MHz, QPSK) (0); Frequency: 1720 MHz; Duty Cycle: 1:1

Medium parameters used: $f = 1720$ MHz; $\sigma = 1.335$ S/m; $\epsilon_r = 40.912$; $\rho = 1000$ kg/m³

Ambient Temperature: 23.2 °C; Liquid Temperature: 22.3 °C

DASY Configuration:

- Probe: EX3DV4 - SN3932; ConvF(8.68, 8.68, 8.68); Calibrated: 2016/2/19;
- Sensor-Surface: 4mm (Mechanical Surface Detection), $z = 1.0, 31.0$
- Electronics: DAE4 Sn1390; Calibrated: 2016/9/22
- Phantom: SAM Front; Type: Twin SAM; Serial: 1784
- DASY52 52.8.8(1258); SEMCAD X 14.6.10(7373)

Area Scan (8x13x1): Interpolated grid: dx=15 mm, dy=15 mm

Maximum value of SAR (interpolated) = 0.310 W/kg


Zoom Scan (5x5x7)/Cube 0: Measurement grid: dx=8mm, dy=8mm, dz=5mm

Reference Value = 5.371 V/m; Power Drift = -0.07 dB

Peak SAR (extrapolated) = 0.386 W/kg

SAR(1 g) = 0.269 W/kg; SAR(10 g) = 0.178 W/kg

Maximum value of SAR (measured) = 0.286 W/kg



Test Laboratory: BTL Inc.

Date: 2017/2/6

T128_LTE_B5_QPSK10M_CH20450_1RB_Left Cheek_Battery 2

DUT: 1701C155;

Communication System: UID 0, LTE-FDD(1RB,10MHz,QPSK) (0); Frequency: 829 MHz; Duty Cycle: 1:1

Medium parameters used: $f = 829$ MHz; $\sigma = 0.913$ S/m; $\epsilon_r = 43.082$; $\rho = 1000$ kg/m³

Ambient Temperature: 23.1 °C; Liquid Temperature: 22.4 °C

DASY Configuration:

- Probe: EX3DV4 - SN3932; ConvF(10.49, 10.49, 10.49); Calibrated: 2016/2/19;
- Sensor-Surface: 4mm (Mechanical Surface Detection), $z = 1.0, 31.0$
- Electronics: DAE4 Sn1390; Calibrated: 2016/9/22
- Phantom: SAM Front; Type: Twin SAM; Serial: 1784
- DASY52 52.8.8(1258); SEMCAD X 14.6.10(7373)

Area Scan (8x13x1): Interpolated grid: dx=15 mm, dy=15 mm

Maximum value of SAR (interpolated) = 0.278 W/kg


Zoom Scan (5x5x7)/Cube 0: Measurement grid: dx=8mm, dy=8mm, dz=5mm

Reference Value = 8.067 V/m; Power Drift = -0.08 dB

Peak SAR (extrapolated) = 0.326 W/kg

SAR(1 g) = 0.264 W/kg; SAR(10 g) = 0.202 W/kg

Maximum value of SAR (measured) = 0.280 W/kg



Test Laboratory: BTL Inc.

Date: 2017/2/7

T142_LTE B7_QPSK20M_CH21350_1RB_Left Cheek

DUT: 1701C155;

Communication System: UID 0, LTE-FDD(1RB, 20MHz, QPSK) (0); Frequency: 2560 MHz; Duty Cycle: 1:1

Medium parameters used: $f = 2560$ MHz; $\sigma = 2.008$ S/m; $\epsilon_r = 37.791$; $\rho = 1000$ kg/m³

Ambient Temperature: 23.2 °C; Liquid Temperature: 22.5 °C

DASY Configuration:

- Probe: EX3DV4 - SN3932; ConvF(6.88, 6.88, 6.88); Calibrated: 2016/2/19;
- Sensor-Surface: 4mm (Mechanical Surface Detection), $z = 1.0, 31.0$
- Electronics: DAE4 Sn1390; Calibrated: 2016/9/22
- Phantom: SAM Right; Type: Twin SAM; Serial: 1896
- DASY52 52.8.8(1258); SEMCAD X 14.6.10(7373)

Area Scan (10x16x1): Interpolated grid: dx=12 mm, dy=12 mm

Maximum value of SAR (interpolated) = 0.649 W/kg


Zoom Scan (7x7x7)/Cube 0: Measurement grid: dx=5mm, dy=5mm, dz=5mm

Reference Value = 5.181 V/m; Power Drift = -0.03 dB

Peak SAR (extrapolated) = 1.11 W/kg

SAR(1 g) = 0.584 W/kg; SAR(10 g) = 0.307 W/kg

Maximum value of SAR (measured) = 0.648 W/kg



Test Laboratory: BTL Inc.

Date: 2017/3/19

T395_802.11b_CH11_Left Cheek

DUT: 1701C155A;

Communication System: UID 0, IEEE 802.11b WiFi 2.4GHz (DSSS, 1Mbps) (0); Frequency: 2462 MHz; Duty Cycle: 1:1

Medium parameters used: $f = 2462$ MHz; $\sigma = 1.905$ S/m; $\epsilon_r = 38.961$; $\rho = 1000$ kg/m³

Ambient Temperature: 23.1 °C; Liquid Temperature: 22.6 °C

DASY Configuration:

- Probe: EX3DV4 - SN7340; ConvF(7.44, 7.44, 7.44); Calibrated: 2016/12/27;
- Sensor-Surface: 4mm (Mechanical Surface Detection), $z = 1.0, 31.0$
- Electronics: DAE4 Sn1390; Calibrated: 2016/9/22
- Phantom: SAM Right; Type: Twin SAM; Serial: 1896
- DASY52 52.8.8(1258); SEMCAD X 14.6.10(7373)

Area Scan (10x16x1): Interpolated grid: dx=12 mm, dy=12 mm

Maximum value of SAR (interpolated) = 0.827 W/kg


Zoom Scan (7x7x7)/Cube 0: Measurement grid: dx=5mm, dy=5mm, dz=5mm

Reference Value = 15.91 V/m; Power Drift = -0.06 dB

Peak SAR (extrapolated) = 1.69 W/kg

SAR(1 g) = 0.700 W/kg; SAR(10 g) = 0.287 W/kg

Maximum value of SAR (measured) = 0.786 W/kg



Test Laboratory: BTL Inc.

Date: 2017/2/5

T161_GSM 850_GSM_CH190_Rear Face_1.5cm

DUT: 1701C155;

Communication System: UID 0, Generic GSM (0); Frequency: 836.6 MHz; Duty Cycle: 1:8.3

Medium parameters used: $f = 837$ MHz; $\sigma = 0.994$ S/m; $\epsilon_r = 55.441$; $\rho = 1000$ kg/m³

Ambient Temperature: 23.5 °C; Liquid Temperature: 22.1 °C

DASY Configuration:

- Probe: EX3DV4 - SN3932; ConvF(10.22, 10.22, 10.22); Calibrated: 2016/2/19;
- Sensor-Surface: 4mm (Mechanical Surface Detection), $z = 1.0, 31.0$
- Electronics: DAE4 Sn1390; Calibrated: 2016/9/22
- Phantom: SAM Front; Type: Twin SAM; Serial: 1784
- DASY52 52.8.8(1258); SEMCAD X 14.6.10(7373)

Area Scan (9x13x1): Interpolated grid: dx=15 mm, dy=15 mm

Maximum value of SAR (interpolated) = 0.592 W/kg

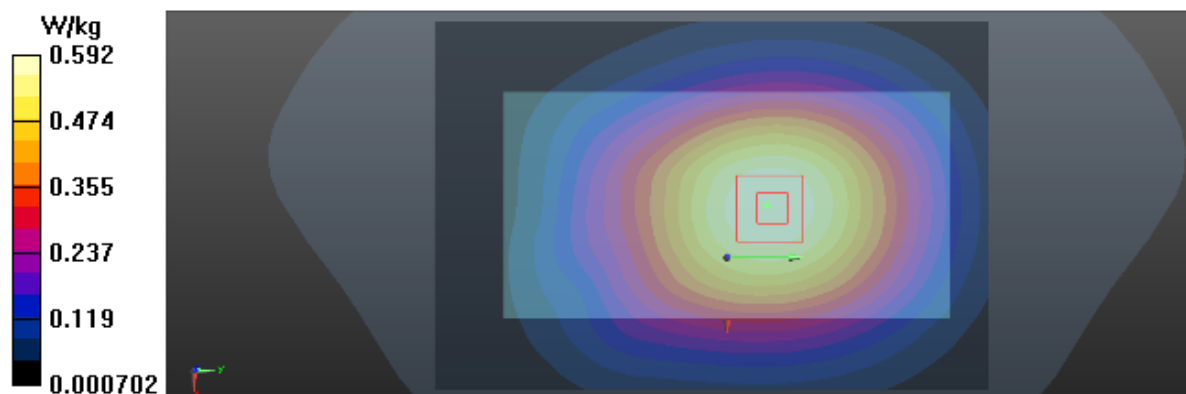
Zoom Scan (5x5x7)/Cube 0: Measurement grid: dx=8mm, dy=8mm, dz=5mm

Reference Value = 24.66 V/m; Power Drift = -0.07 dB

Peak SAR (extrapolated) = 0.702 W/kg

SAR(1 g) = 0.564 W/kg; SAR(10 g) = 0.434 W/kg

Maximum value of SAR (measured) = 0.588 W/kg



Test Laboratory: BTL Inc.

Date: 2017/2/5

T176_GSM 850_GPRS2TX_CH251_Rear Face_1cm

DUT: 1701C155;

Communication System: UID 0, GPRS 2TX (0); Frequency: 848.8 MHz; Duty Cycle: 1:4
Medium parameters used: $f = 849$ MHz; $\sigma = 1.005$ S/m; $\epsilon_r = 55.256$; $\rho = 1000$ kg/m³
Ambient Temperature: 23.5 °C; Liquid Temperature: 22.1 °C

DASY Configuration:

- Probe: EX3DV4 - SN3932; ConvF(10.22, 10.22, 10.22); Calibrated: 2016/2/19;
- Sensor-Surface: 4mm (Mechanical Surface Detection), $z = 1.0, 31.0$
- Electronics: DAE4 Sn1390; Calibrated: 2016/9/22
- Phantom: SAM Front; Type: Twin SAM; Serial: 1784
- DASY52 52.8.8(1258); SEMCAD X 14.6.10(7373)

Area Scan (9x13x1): Interpolated grid: dx=15 mm, dy=15 mm

Maximum value of SAR (interpolated) = 1.09 W/kg

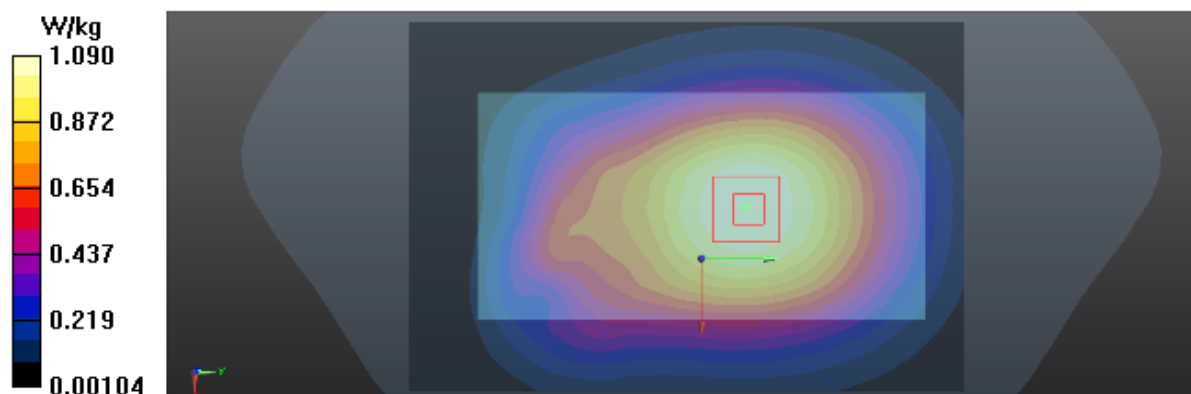
Zoom Scan (5x5x7)/Cube 0: Measurement grid: dx=8mm, dy=8mm, dz=5mm

Reference Value = 32.05 V/m; Power Drift = 0.00 dB

Peak SAR (extrapolated) = 1.30 W/kg

SAR(1 g) = 1.05 W/kg; SAR(10 g) = 0.811 W/kg

Maximum value of SAR (measured) = 1.10 W/kg



Test Laboratory: BTL Inc.

Date: 2017/2/4

T192_GSM 1900_GSM_CH661_Rear Face_1.5cm_Battery 2

DUT: 1701C155;

Communication System: UID 0, Generic GSM (0); Frequency: 1880 MHz; Duty Cycle: 1:8.3

Medium parameters used: $f = 1880$ MHz; $\sigma = 1.526$ S/m; $\epsilon_r = 52.016$; $\rho = 1000$ kg/m³

Ambient Temperature: 23.2 °C; Liquid Temperature: 22.3 °C

DASY Configuration:

- Probe: EX3DV4 - SN3932; ConvF(7.94, 7.94, 7.94); Calibrated: 2016/2/19;
- Sensor-Surface: 4mm (Mechanical Surface Detection), $z = 1.0, 31.0$
- Electronics: DAE4 Sn1390; Calibrated: 2016/9/22
- Phantom: SAM Right; Type: Twin SAM; Serial: 1896
- DASY52 52.8.8(1258); SEMCAD X 14.6.10(7373)

Area Scan (9x13x1): Interpolated grid: dx=15 mm, dy=15 mm

Maximum value of SAR (interpolated) = 0.245 W/kg

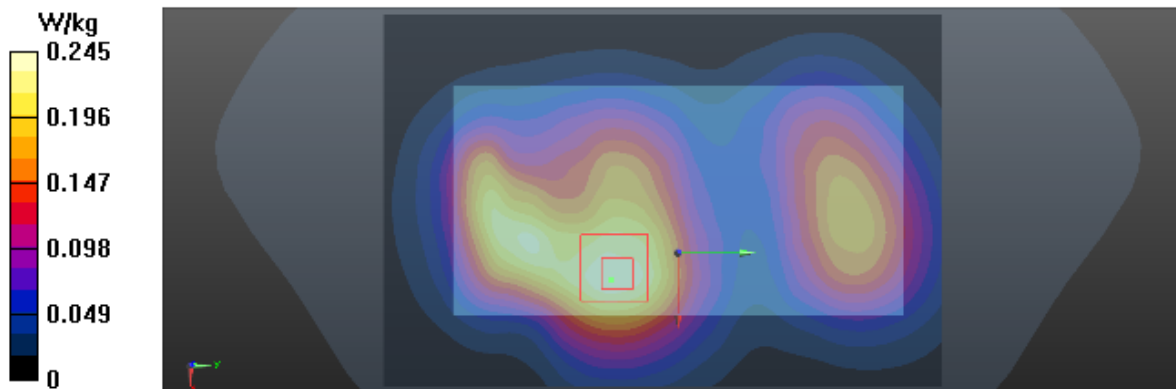
Zoom Scan (5x5x7)/Cube 0: Measurement grid: dx=8mm, dy=8mm, dz=5mm

Reference Value = 8.788 V/m; Power Drift = 0.02 dB

Peak SAR (extrapolated) = 0.326 W/kg

SAR(1 g) = 0.223 W/kg; SAR(10 g) = 0.147 W/kg

Maximum value of SAR (measured) = 0.237 W/kg



Test Laboratory: BTL Inc.

Date: 2017/2/4

T196_GSM 1900_GPRS2TX_CH661_Rear Face_1cm

DUT: 1701C155;

Communication System: UID 0, GPRS 2TX (0); Frequency: 1880 MHz; Duty Cycle: 1:4

Medium parameters used: $f = 1880$ MHz; $\sigma = 1.526$ S/m; $\epsilon_r = 52.016$; $\rho = 1000$ kg/m³

Ambient Temperature: 23.2 °C; Liquid Temperature: 22.3 °C

DASY Configuration:

- Probe: EX3DV4 - SN3932; ConvF(7.94, 7.94, 7.94); Calibrated: 2016/2/19;
- Sensor-Surface: 4mm (Mechanical Surface Detection), $z = 1.0, 31.0$
- Electronics: DAE4 Sn1390; Calibrated: 2016/9/22
- Phantom: SAM Right; Type: Twin SAM; Serial: 1896
- DASY52 52.8.8(1258); SEMCAD X 14.6.10(7373)

Area Scan (9x13x1): Interpolated grid: dx=15 mm, dy=15 mm

Maximum value of SAR (interpolated) = 0.782 W/kg

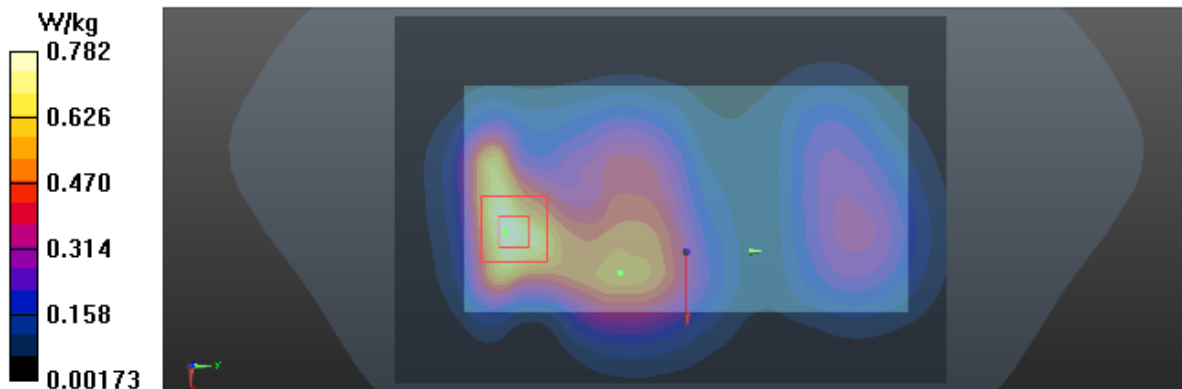
Zoom Scan (5x5x7)/Cube 0: Measurement grid: dx=8mm, dy=8mm, dz=5mm

Reference Value = 13.34 V/m; Power Drift = -0.05 dB

Peak SAR (extrapolated) = 1.27 W/kg

SAR(1 g) = 0.737 W/kg; SAR(10 g) = 0.409 W/kg

Maximum value of SAR (measured) = 0.798 W/kg



Test Laboratory: BTL Inc.

Date: 2017/3/19

T214_UMTS B2_RMC12.2K_CH9400_Rear Face_1.5cm_SIM 2

DUT: 1701C155A;

Communication System: UID 0, UMTS-FDD(WCDMA) (0); Frequency: 1880 MHz; Duty Cycle: 1:1

Medium parameters used: $f = 1880$ MHz; $\sigma = 1.531$ S/m; $\epsilon_r = 54.537$; $\rho = 1000$ kg/m³

Ambient Temperature: 23.1 °C; Liquid Temperature: 22.6 °C

DASY Configuration:

- Probe: EX3DV4 - SN7340; ConvF(7.96, 7.96, 7.96); Calibrated: 2016/12/27;
- Sensor-Surface: 4mm (Mechanical Surface Detection), $z = 1.0, 31.0$
- Electronics: DAE4 Sn1390; Calibrated: 2016/9/22
- Phantom: SAM Right; Type: Twin SAM; Serial: 1896
- DASY52 52.8.8(1258); SEMCAD X 14.6.10(7373)

Area Scan (8x13x1): Interpolated grid: dx=15 mm, dy=15 mm

Maximum value of SAR (interpolated) = 0.646 W/kg

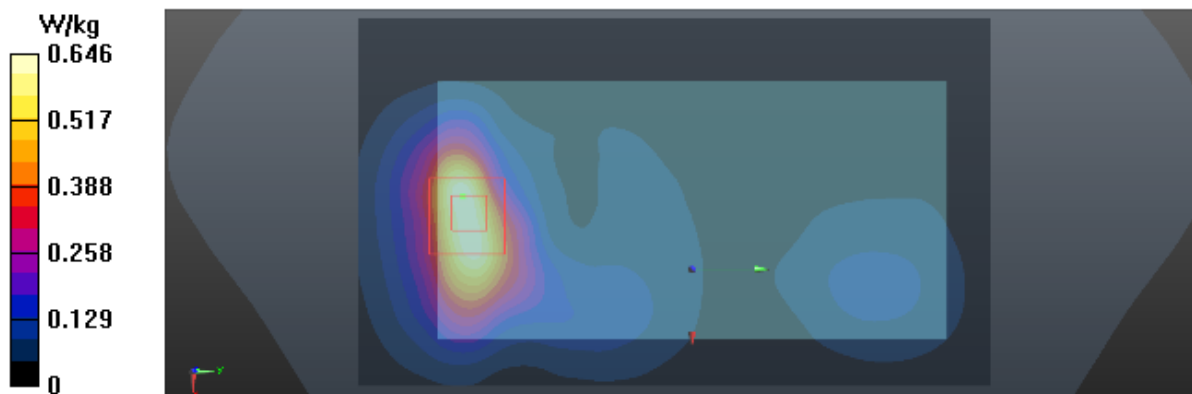
Zoom Scan (5x5x7)/Cube 0: Measurement grid: dx=8mm, dy=8mm, dz=5mm

Reference Value = 5.515 V/m; Power Drift = -0.09 dB

Peak SAR (extrapolated) = 1.00 W/kg

SAR(1 g) = 0.595 W/kg; SAR(10 g) = 0.333 W/kg

Maximum value of SAR (measured) = 0.637 W/kg



Test Laboratory: BTL Inc.

Date: 2017/3/19

T228_UMTS B2_RMC12.2K_CH9262_Rear Face_1cm_SIM 2_Battery 2

DUT: 1701C155A;

Communication System: UID 0, UMTS-FDD(WCDMA) (0); Frequency: 1852.4 MHz; Duty Cycle: 1:1

Medium parameters used (interpolated): $f = 1852.4$ MHz; $\sigma = 1.5$ S/m; $\epsilon_r = 54.642$; $\rho = 1000$ kg/m³

Ambient Temperature: 23.1 °C; Liquid Temperature: 22.6 °C

DASY Configuration:

- Probe: EX3DV4 - SN7340; ConvF(7.96, 7.96, 7.96); Calibrated: 2016/12/27;
- Sensor-Surface: 4mm (Mechanical Surface Detection), $z = 1.0, 31.0$
- Electronics: DAE4 Sn1390; Calibrated: 2016/9/22
- Phantom: SAM Right; Type: Twin SAM; Serial: 1896
- DASY52 52.8.8(1258); SEMCAD X 14.6.10(7373)

Area Scan (8x13x1): Interpolated grid: dx=15 mm, dy=15 mm

Maximum value of SAR (interpolated) = 1.37 W/kg

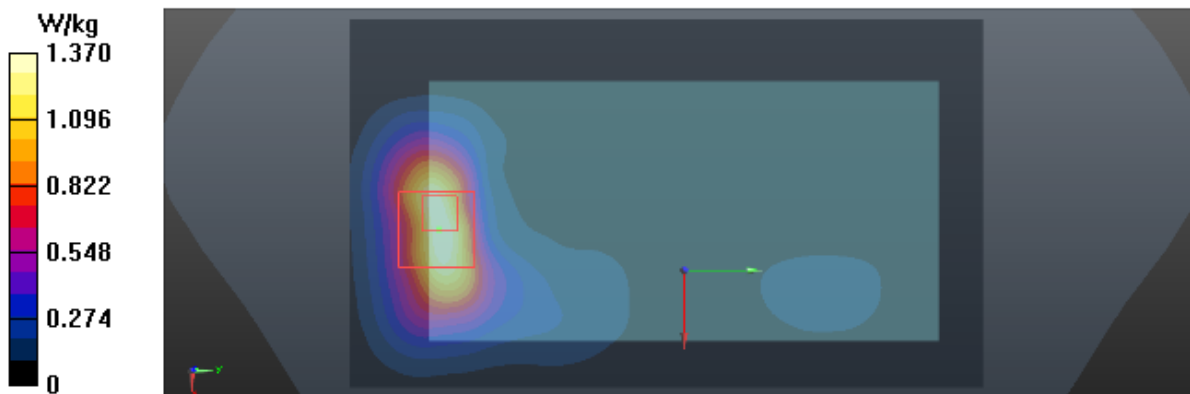
Zoom Scan (5x5x7)/Cube 0: Measurement grid: dx=8mm, dy=8mm, dz=5mm

Reference Value = 5.368 V/m; Power Drift = -0.01 dB

Peak SAR (extrapolated) = 2.27 W/kg

SAR(1 g) = 1.27 W/kg; SAR(10 g) = 0.691 W/kg

Maximum value of SAR (measured) = 1.43 W/kg



Test Laboratory: BTL Inc.

Date: 2017/2/8

T232_UMTS B5_RMC12.2K_CH4182_Rear Face_1.5cm_Battery 2

DUT: 1701C155;

Communication System: UID 0, UMTS-FDD(WCDMA) (0); Frequency: 836.4 MHz; Duty Cycle: 1:1

Medium parameters used (interpolated): $f = 836.4$ MHz; $\sigma = 0.993$ S/m; $\epsilon_r = 55.45$; $\rho = 1000$ kg/m³

Ambient Temperature: 23.2 °C; Liquid Temperature: 22.3 °C

DASY Configuration:

- Probe: EX3DV4 - SN3932; ConvF(10.22, 10.22, 10.22); Calibrated: 2016/2/19;
- Sensor-Surface: 4mm (Mechanical Surface Detection), $z = 1.0, 31.0$
- Electronics: DAE4 Sn1390; Calibrated: 2016/9/22
- Phantom: SAM Front; Type: Twin SAM; Serial: 1784
- DASY52 52.8.8(1258); SEMCAD X 14.6.10(7373)

Area Scan (9x13x1): Interpolated grid: dx=15 mm, dy=15 mm

Maximum value of SAR (interpolated) = 0.107 W/kg

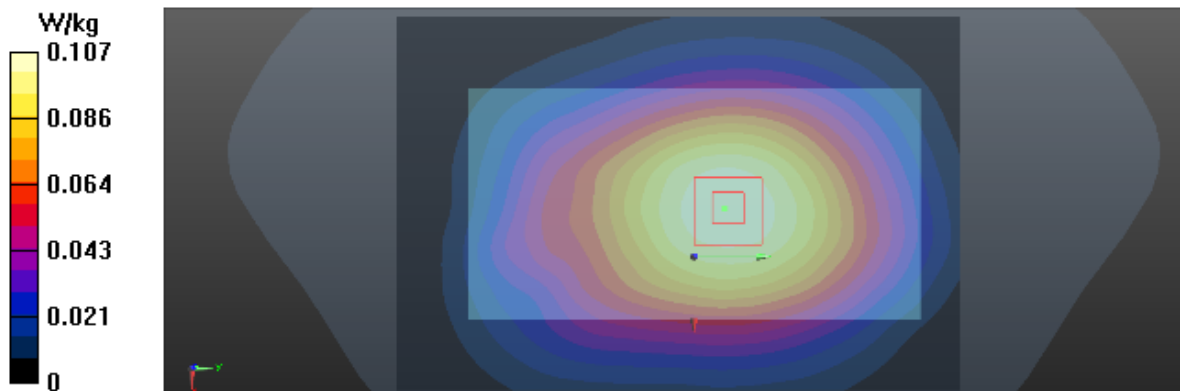
Zoom Scan (5x5x7)/Cube 0: Measurement grid: dx=8mm, dy=8mm, dz=5mm

Reference Value = 10.18 V/m; Power Drift = 0.01 dB

Peak SAR (extrapolated) = 0.126 W/kg

SAR(1 g) = 0.101 W/kg; SAR(10 g) = 0.078 W/kg

Maximum value of SAR (measured) = 0.106 W/kg



Test Laboratory: BTL Inc.

Date: 2017/2/8

T240_UMTS B5_RMC12.2K_CH4182_Rear Face_1cm_Battery 2

DUT: 1701C155;

Communication System: UID 0, UMTS-FDD(WCDMA) (0); Frequency: 836.4 MHz; Duty Cycle: 1:1

Medium parameters used (interpolated): $f = 836.4$ MHz; $\sigma = 0.993$ S/m; $\epsilon_r = 55.45$; $\rho = 1000$ kg/m³

Ambient Temperature: 23.2 °C; Liquid Temperature: 22.3 °C

DASY Configuration:

- Probe: EX3DV4 - SN3932; ConvF(10.22, 10.22, 10.22); Calibrated: 2016/2/19;
- Sensor-Surface: 4mm (Mechanical Surface Detection), $z = 1.0, 31.0$
- Electronics: DAE4 Sn1390; Calibrated: 2016/9/22
- Phantom: SAM Front; Type: Twin SAM; Serial: 1784
- DASY52 52.8.8(1258); SEMCAD X 14.6.10(7373)

Area Scan (9x13x1): Interpolated grid: dx=15 mm, dy=15 mm

Maximum value of SAR (interpolated) = 0.242 W/kg

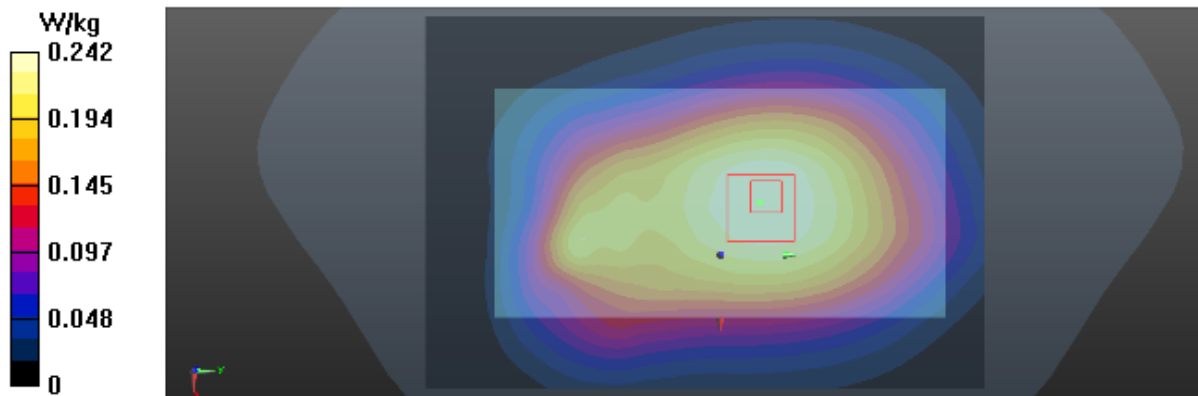
Zoom Scan (5x5x7)/Cube 0: Measurement grid: dx=8mm, dy=8mm, dz=5mm

Reference Value = 15.30 V/m; Power Drift = -0.04 dB

Peak SAR (extrapolated) = 0.292 W/kg

SAR(1 g) = 0.233 W/kg; SAR(10 g) = 0.180 W/kg

Maximum value of SAR (measured) = 0.241 W/kg



Test Laboratory: BTL Inc.

Date: 2017/2/4

T252_LTE B2_QPSK20M_CH19100_1RB_Rear Face_1.5cm

DUT: 1701C155;

Communication System: UID 0, LTE-FDD(1RB, 20MHz, QPSK) (0); Frequency: 1900 MHz; Duty Cycle: 1:1

Medium parameters used: $f = 1900$ MHz; $\sigma = 1.552$ S/m; $\epsilon_r = 51.952$; $\rho = 1000$ kg/m³

Ambient Temperature: 23.2 °C; Liquid Temperature: 22.3 °C

DASY Configuration:

- Probe: EX3DV4 - SN3932; ConvF(7.94, 7.94, 7.94); Calibrated: 2016/2/19;
- Sensor-Surface: 4mm (Mechanical Surface Detection), $z = 1.0, 31.0$
- Electronics: DAE4 Sn1390; Calibrated: 2016/9/22
- Phantom: SAM Right; Type: Twin SAM; Serial: 1896
- DASY52 52.8.8(1258); SEMCAD X 14.6.10(7373)

Area Scan (8x13x1): Interpolated grid: dx=15 mm, dy=15 mm

Maximum value of SAR (interpolated) = 0.358 W/kg

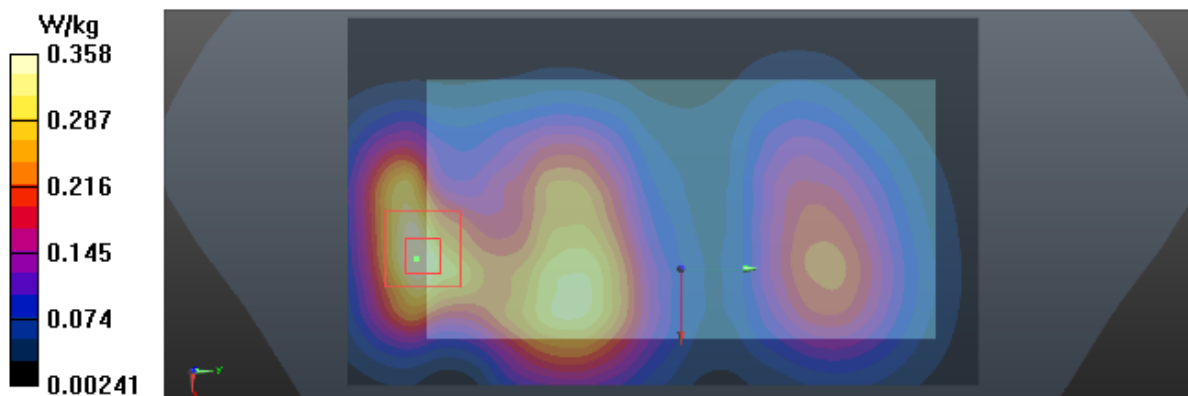
Zoom Scan (5x5x7)/Cube 0: Measurement grid: dx=8mm, dy=8mm, dz=5mm

Reference Value = 5.984 V/m; Power Drift = -0.08 dB

Peak SAR (extrapolated) = 0.598 W/kg

SAR(1 g) = 0.343 W/kg; SAR(10 g) = 0.194 W/kg

Maximum value of SAR (measured) = 0.381 W/kg



Test Laboratory: BTL Inc.

Date: 2017/3/19

T268_LTE B2_QPSK20M_CH19100_1RB_Rear Face_1cm

DUT: 1701C155A;

Communication System: UID 0, LTE-FDD(1RB, 20MHz, QPSK) (0); Frequency: 1900 MHz; Duty Cycle: 1:1

Medium parameters used: $f = 1900$ MHz; $\sigma = 1.554$ S/m; $\epsilon_r = 54.479$; $\rho = 1000$ kg/m³

Ambient Temperature: 23.1 °C; Liquid Temperature: 22.6 °C

DASY Configuration:

- Probe: EX3DV4 - SN7340; ConvF(7.96, 7.96, 7.96); Calibrated: 2016/12/27;
- Sensor-Surface: 4mm (Mechanical Surface Detection), $z = 1.0, 31.0$
- Electronics: DAE4 Sn1390; Calibrated: 2016/9/22
- Phantom: SAM Right; Type: Twin SAM; Serial: 1896
- DASY52 52.8.8(1258); SEMCAD X 14.6.10(7373)

Area Scan (8x13x1): Interpolated grid: dx=15 mm, dy=15 mm

Maximum value of SAR (interpolated) = 0.925 W/kg

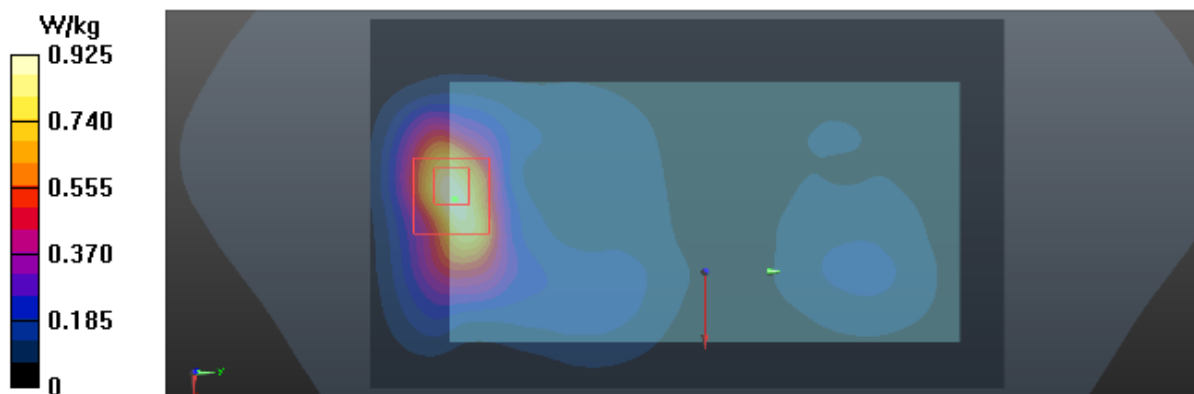
Zoom Scan (5x5x7)/Cube 0: Measurement grid: dx=8mm, dy=8mm, dz=5mm

Reference Value = 5.421 V/m; Power Drift = 0.01 dB

Peak SAR (extrapolated) = 1.58 W/kg

SAR(1 g) = 0.868 W/kg; SAR(10 g) = 0.447 W/kg

Maximum value of SAR (measured) = 0.971 W/kg



Test Laboratory: BTL Inc.

Date: 2017/2/10

T284_LTE_B4_QPSK20M_CH20050_1RB_Rear Face_1.5cm_Battery 2

DUT: 1701C155;

Communication System: UID 0, LTE-FDD(1RB, 20MHz, QPSK) (0); Frequency: 1720 MHz; Duty Cycle: 1:1

Medium parameters used: $f = 1720$ MHz; $\sigma = 1.468$ S/m; $\epsilon_r = 52.746$; $\rho = 1000$ kg/m³

Ambient Temperature: 23.4 °C; Liquid Temperature: 22.1 °C

DASY Configuration:

- Probe: EX3DV4 - SN3932; ConvF(8.38, 8.38, 8.38); Calibrated: 2016/2/19;
- Sensor-Surface: 4mm (Mechanical Surface Detection), $z = 1.0, 31.0$
- Electronics: DAE4 Sn1390; Calibrated: 2016/9/22
- Phantom: SAM Front; Type: Twin SAM; Serial: 1784
- DASY52 52.8.8(1258); SEMCAD X 14.6.10(7373)

Area Scan (9x13x1): Interpolated grid: dx=15 mm, dy=15 mm

Maximum value of SAR (interpolated) = 0.761 W/kg

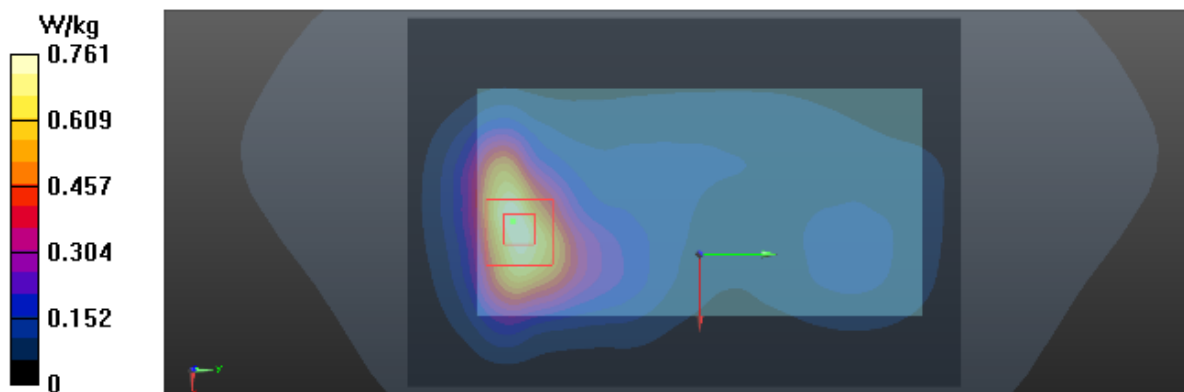
Zoom Scan (5x5x7)/Cube 0: Measurement grid: dx=8mm, dy=8mm, dz=5mm

Reference Value = 8.393 V/m; Power Drift = 0.04 dB

Peak SAR (extrapolated) = 1.12 W/kg

SAR(1 g) = 0.696 W/kg; SAR(10 g) = 0.412 W/kg

Maximum value of SAR (measured) = 0.758 W/kg



Test Laboratory: BTL Inc.

Date: 2017/2/10

T306_LTE_B4_QPSK20M_CH20050_1RB_Rear_Face_1cm_Battery_2

DUT: 1701C155;

Communication System: UID 0, LTE-FDD(1RB, 20MHz, QPSK) (0); Frequency: 1720 MHz; Duty Cycle: 1:1

Medium parameters used: $f = 1720$ MHz; $\sigma = 1.468$ S/m; $\epsilon_r = 52.746$; $\rho = 1000$ kg/m³

Ambient Temperature: 23.4 °C; Liquid Temperature: 22.1 °C

DASY Configuration:

- Probe: EX3DV4 - SN3932; ConvF(8.38, 8.38, 8.38); Calibrated: 2016/2/19;
- Sensor-Surface: 4mm (Mechanical Surface Detection), $z = 1.0, 31.0$
- Electronics: DAE4 Sn1390; Calibrated: 2016/9/22
- Phantom: SAM Front; Type: Twin SAM; Serial: 1784
- DASY52 52.8.8(1258); SEMCAD X 14.6.10(7373)

Area Scan (9x13x1): Interpolated grid: dx=15 mm, dy=15 mm

Maximum value of SAR (interpolated) = 1.36 W/kg

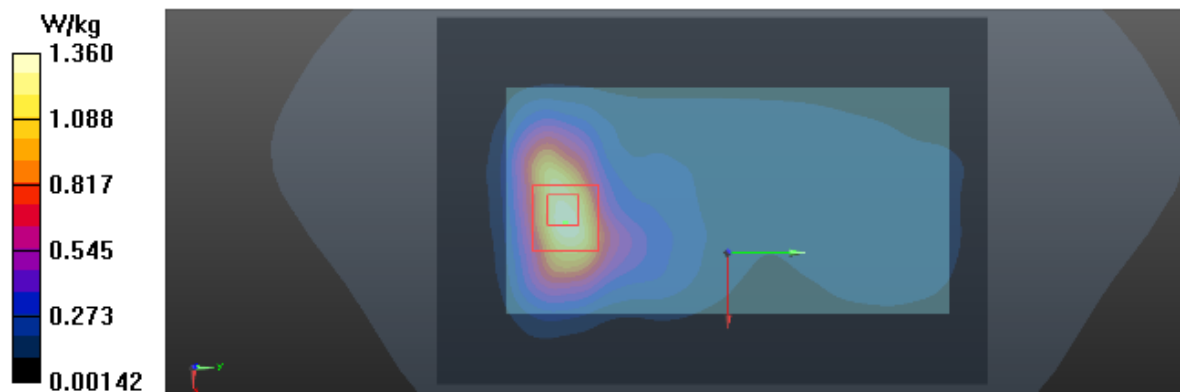
Zoom Scan (5x5x7)/Cube 0: Measurement grid: dx=8mm, dy=8mm, dz=5mm

Reference Value = 10.09 V/m; Power Drift = -0.05 dB

Peak SAR (extrapolated) = 2.08 W/kg

SAR(1 g) = 1.22 W/kg; SAR(10 g) = 0.685 W/kg

Maximum value of SAR (measured) = 1.35 W/kg



Test Laboratory: BTL Inc.

Date: 2017/2/5

T324_LTE_B5_QPSK10M_CH20450_1RB_Rear Face_1.5cm_Battery 2

DUT: 1701C155;

Communication System: UID 0, LTE-FDD(1RB, 10MHz, QPSK) (0); Frequency: 829 MHz; Duty Cycle: 1:1

Medium parameters used: $f = 829$ MHz; $\sigma = 0.986$ S/m; $\epsilon_r = 55.547$; $\rho = 1000$ kg/m³

Ambient Temperature: 23.5 °C; Liquid Temperature: 22.1 °C

DASY Configuration:

- Probe: EX3DV4 - SN3932; ConvF(10.22, 10.22, 10.22); Calibrated: 2016/2/19;
- Sensor-Surface: 4mm (Mechanical Surface Detection), $z = 1.0, 31.0$
- Electronics: DAE4 Sn1390; Calibrated: 2016/9/22
- Phantom: SAM Front; Type: Twin SAM; Serial: 1784
- DASY52 52.8.8(1258); SEMCAD X 14.6.10(7373)

Area Scan (9x13x1): Interpolated grid: dx=15 mm, dy=15 mm

Maximum value of SAR (interpolated) = 0.366 W/kg

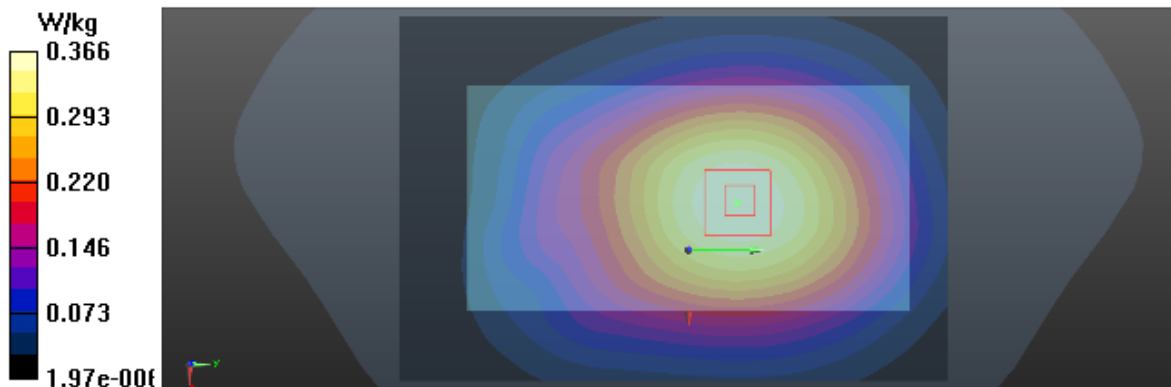
Zoom Scan (5x5x7)/Cube 0: Measurement grid: dx=8mm, dy=8mm, dz=5mm

Reference Value = 18.51 V/m; Power Drift = 0.02 dB

Peak SAR (extrapolated) = 0.436 W/kg

SAR(1 g) = 0.349 W/kg; SAR(10 g) = 0.269 W/kg

Maximum value of SAR (measured) = 0.365 W/kg



Test Laboratory: BTL Inc.

Date: 2017/2/5

T340_LTE_B5_QPSK10M_CH20450_1RB_Rear Face_1cm_Battery 2

DUT: 1701C155;

Communication System: UID 0, LTE-FDD(1RB, 10MHz, QPSK) (0); Frequency: 829 MHz; Duty Cycle: 1:1

Medium parameters used: $f = 829$ MHz; $\sigma = 0.986$ S/m; $\epsilon_r = 55.547$; $\rho = 1000$ kg/m³

Ambient Temperature: 23.5 °C; Liquid Temperature: 22.1 °C

DASY Configuration:

- Probe: EX3DV4 - SN3932; ConvF(10.22, 10.22, 10.22); Calibrated: 2016/2/19;
- Sensor-Surface: 4mm (Mechanical Surface Detection), $z = 1.0, 31.0$
- Electronics: DAE4 Sn1390; Calibrated: 2016/9/22
- Phantom: SAM Front; Type: Twin SAM; Serial: 1784
- DASY52 52.8.8(1258); SEMCAD X 14.6.10(7373)

Area Scan (9x13x1): Interpolated grid: dx=15 mm, dy=15 mm

Maximum value of SAR (interpolated) = 0.404 W/kg

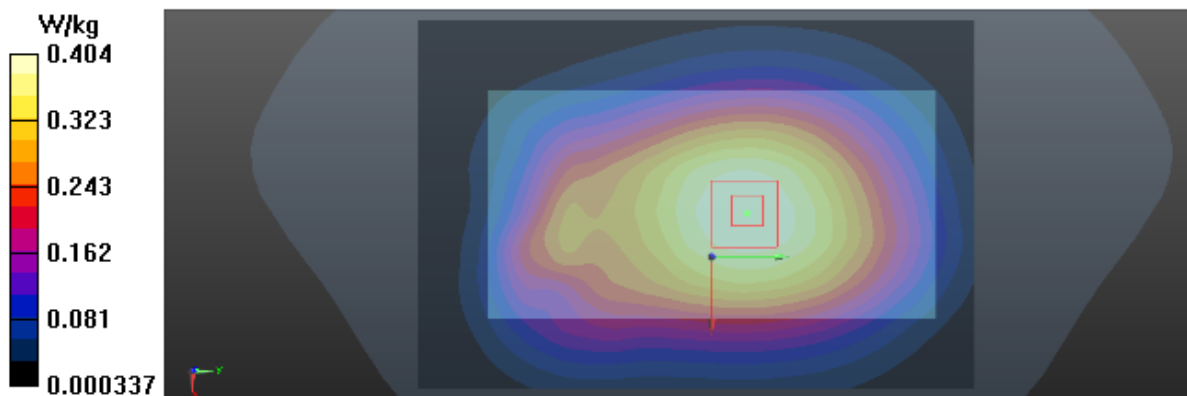
Zoom Scan (5x5x7)/Cube 0: Measurement grid: dx=8mm, dy=8mm, dz=5mm

Reference Value = 19.89 V/m; Power Drift = 0.00 dB

Peak SAR (extrapolated) = 0.475 W/kg

SAR(1 g) = 0.386 W/kg; SAR(10 g) = 0.300 W/kg

Maximum value of SAR (measured) = 0.403 W/kg



Test Laboratory: BTL Inc.

Date: 2017/2/17

T351_LTE B7_QPSK20M_CH21350_1RB_Rear Face_1.5cm

DUT: 1701C155;

Communication System: UID 0, LTE-FDD(1RB, 20MHz, QPSK) (0); Frequency: 2560 MHz; Duty Cycle: 1:1

Medium parameters used: $f = 2560$ MHz; $\sigma = 2.147$ S/m; $\epsilon_r = 52.555$; $\rho = 1000$ kg/m³

Ambient Temperature: 23.3 °C; Liquid Temperature: 22.3 °C

DASY Configuration:

- Probe: EX3DV4 - SN3932; ConvF(6.99, 6.99, 6.99); Calibrated: 2016/2/19;
- Sensor-Surface: 4mm (Mechanical Surface Detection), $z = 1.0, 31.0$
- Electronics: DAE4 Sn1390; Calibrated: 2016/9/22
- Phantom: SAM Right; Type: Twin SAM; Serial: 1896
- DASY52 52.8.8(1258); SEMCAD X 14.6.10(7373)

Area Scan (10x16x1): Interpolated grid: dx=12 mm, dy=12 mm

Maximum value of SAR (interpolated) = 0.707 W/kg

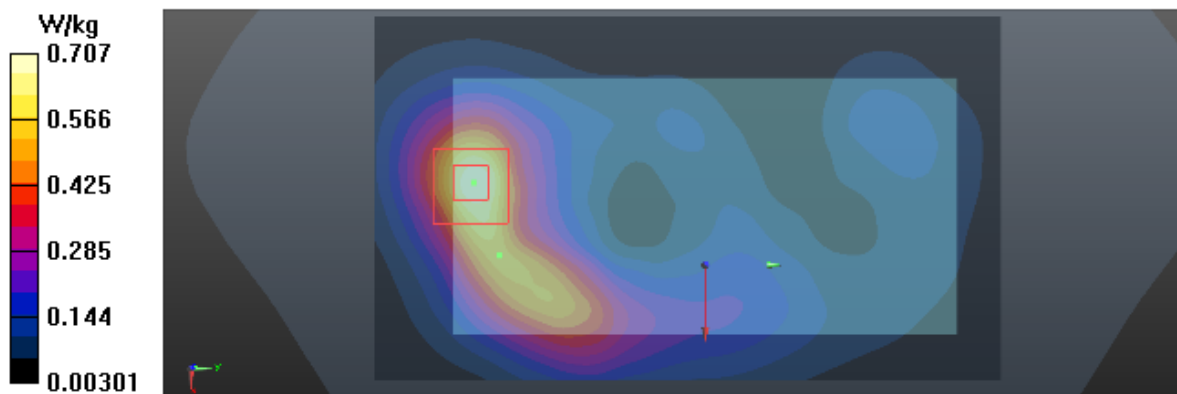
Zoom Scan (7x7x7)/Cube 0: Measurement grid: dx=5mm, dy=5mm, dz=5mm

Reference Value = 6.572 V/m; Power Drift = -0.01 dB

Peak SAR (extrapolated) = 1.21 W/kg

SAR(1 g) = 0.643 W/kg; SAR(10 g) = 0.328 W/kg

Maximum value of SAR (measured) = 0.722 W/kg



Test Laboratory: BTL Inc.

Date: 2017/2/17

T364_LTE B7_QPSK20M_CH21350_1RB_Bottom Side_1cm

DUT: 1701C155;

Communication System: UID 0, LTE-FDD(1RB, 20MHz, QPSK) (0); Frequency: 2560 MHz; Duty Cycle: 1:1

Medium parameters used: $f = 2560$ MHz; $\sigma = 2.147$ S/m; $\epsilon_r = 52.555$; $\rho = 1000$ kg/m³

Ambient Temperature: 23.3 °C; Liquid Temperature: 22.3 °C

DASY Configuration:

- Probe: EX3DV4 - SN3932; ConvF(6.99, 6.99, 6.99); Calibrated: 2016/2/19;
- Sensor-Surface: 4mm (Mechanical Surface Detection), $z = 1.0, 31.0$
- Electronics: DAE4 Sn1390; Calibrated: 2016/9/22
- Phantom: SAM Right; Type: Twin SAM; Serial: 1896
- DASY52 52.8.8(1258); SEMCAD X 14.6.10(7373)

Area Scan (7x10x1): Interpolated grid: dx=12 mm, dy=12 mm

Maximum value of SAR (interpolated) = 1.16 W/kg


Zoom Scan (7x7x7)/Cube 0: Measurement grid: dx=5mm, dy=5mm, dz=5mm

Reference Value = 12.82 V/m; Power Drift = 0.08 dB

Peak SAR (extrapolated) = 2.20 W/kg

SAR(1 g) = 1.07 W/kg; SAR(10 g) = 0.495 W/kg

Maximum value of SAR (measured) = 1.24 W/kg



Test Laboratory: BTL Inc.

Date: 2017/3/20

T409_802.11b_CH11_Rear Face_1.5cm

DUT: 1701C155A;

Communication System: UID 0, IEEE 802.11b WiFi 2.4GHz (DSSS, 1Mbps) (0); Frequency: 2462 MHz; Duty Cycle: 1:1

Medium parameters used: $f = 2462$ MHz; $\sigma = 2.009$ S/m; $\epsilon_r = 51.541$; $\rho = 1000$ kg/m³

Ambient Temperature: 23.4 °C; Liquid Temperature: 22.3 °C

DASY Configuration:

- Probe: EX3DV4 - SN7340; ConvF(7.71, 7.71, 7.71); Calibrated: 2016/12/27;
- Sensor-Surface: 4mm (Mechanical Surface Detection), $z = 1.0, 31.0$
- Electronics: DAE4 Sn1390; Calibrated: 2016/9/22
- Phantom: SAM Right; Type: Twin SAM; Serial: 1896
- DASY52 52.8.8(1258); SEMCAD X 14.6.10(7373)

Area Scan (10x16x1): Interpolated grid: $dx=12$ mm, $dy=12$ mm

Maximum value of SAR (interpolated) = 0.154 W/kg

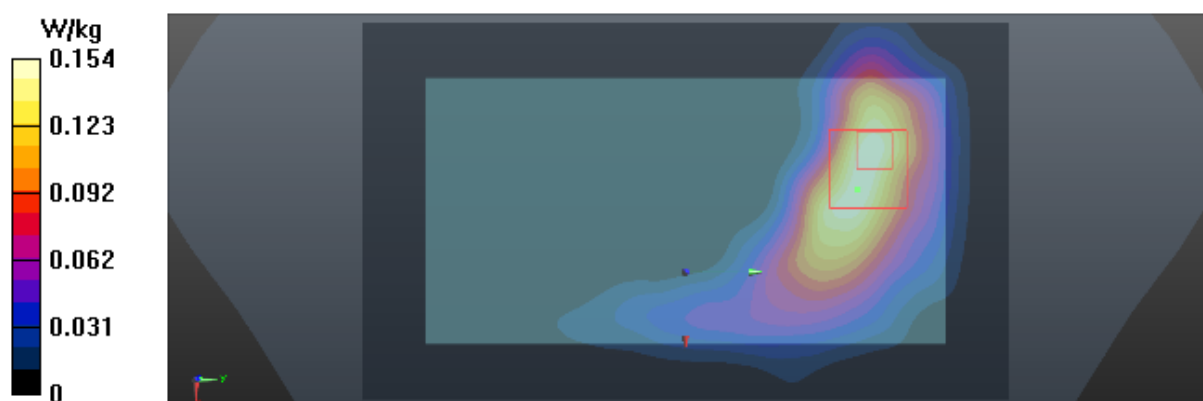
Zoom Scan (7x7x7)/Cube 0: Measurement grid: $dx=5$ mm, $dy=5$ mm, $dz=5$ mm

Reference Value = 0 V/m; Power Drift = 0.00 dB

Peak SAR (extrapolated) = 0.254 W/kg

SAR(1 g) = 0.138 W/kg; SAR(10 g) = 0.072 W/kg

Maximum value of SAR (measured) = 0.147 W/kg



Test Laboratory: BTL Inc.

Date: 2017/3/20

T408_802.11b_CH11_Top Side_1cm

DUT: 1701C155A;

Communication System: UID 0, IEEE 802.11b WiFi 2.4GHz (DSSS, 1Mbps) (0); Frequency: 2462 MHz; Duty Cycle: 1:1

Medium parameters used: $f = 2462$ MHz; $\sigma = 2.009$ S/m; $\epsilon_r = 51.541$; $\rho = 1000$ kg/m³

Ambient Temperature: 23.4 °C; Liquid Temperature: 22.3 °C

DASY Configuration:

- Probe: EX3DV4 - SN7340; ConvF(7.71, 7.71, 7.71); Calibrated: 2016/12/27;
- Sensor-Surface: 4mm (Mechanical Surface Detection), $z = 1.0, 31.0$
- Electronics: DAE4 Sn1390; Calibrated: 2016/9/22
- Phantom: SAM Right; Type: Twin SAM; Serial: 1896
- DASY52 52.8.8(1258); SEMCAD X 14.6.10(7373)

Area Scan (7x11x1): Interpolated grid: dx=12 mm, dy=12 mm

Maximum value of SAR (interpolated) = 0.317 W/kg

Zoom Scan (7x7x7)/Cube 0: Measurement grid: dx=5mm, dy=5mm, dz=5mm

Reference Value = 10.02 V/m; Power Drift = 0.01 dB

Peak SAR (extrapolated) = 0.556 W/kg

SAR(1 g) = 0.282 W/kg; SAR(10 g) = 0.132 W/kg

Maximum value of SAR (measured) = 0.317 W/kg

