

## Appendix D. Photographs of the Test Set-Up




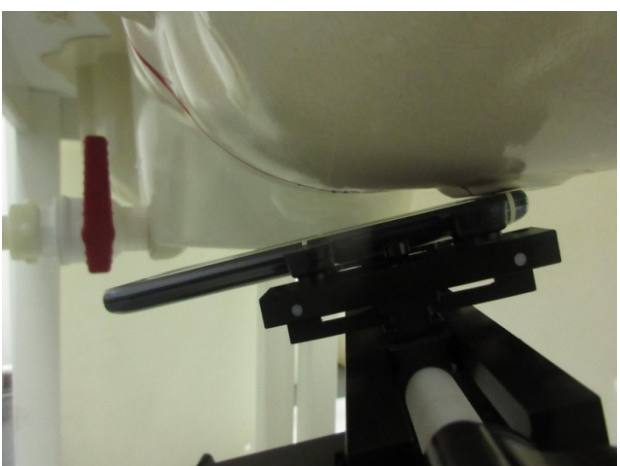
Photo 1: Right Cheek	Photo 2: Right Tilted
 A photograph showing a white helmet mounted on a black tripod. The camera is positioned to capture the right side of the helmet's cheek area. The helmet has a black chin strap and a black mounting bracket.	 A photograph showing the same helmet and tripod setup as in Photo 1, but the camera is tilted upwards to capture the top and right side of the helmet.
Photo 3: Left Cheek	Photo 4: Left Tilted
 A photograph showing the white helmet on the tripod, with the camera positioned to capture the left side of the helmet's cheek area.	 A photograph showing the same helmet and tripod setup as in Photo 3, but the camera is tilted upwards to capture the top and left side of the helmet.

Photo 5: Front Face\_10mm




Photo 6: Rear Face\_10mm




Photo 7: Left Side\_10mm



Photo 8: Right Side\_10mm




Photo 9: Top Side\_10mm




Photo 10: Bottom Side\_10mm



Photo 11: Front Face\_15mm




Photo 12: Rear Face\_15mm

