

FCC Test Report

FCC ID: QISCRO-LX2

Project No. : 1701C155G
Equipment : Smart Phone
Model Name : CRO-L22
Applicant : Huawei Technologies Co.,Ltd.
Address : Administration Building, Headquarters of Huawei Technologies Co., Ltd., Bantian, Longgang District Shenzhen China

Date of Receipt : Mar. 28, 2017
May 09, 2017
Date of Test : Mar. 28, 2017 ~ Apr. 05, 2017
May 09, 2017 ~ May 17, 2017
Issued Date : May 19, 2017
Tested by : BTL Inc.

Testing Engineer : Kevin Li
(Kevin Li)

Technical Manager : Bill Zhang
(Bill Zhang)

Authorized Signatory : Steven Lu
(Steven Lu)

B T L I N C .

No.3, Jinshagang 1st Road, Shixia, Dalang Town, Dongguan,
Guangdong, China.

TEL: +86-769-8318-3000 FAX: +86-769-8319-6000



Declaration

BTL represents to the client that testing is done in accordance with standard procedures as applicable and that test instruments used has been calibrated with standards traceable to international standard(s) and/or national standard(s).

BTL's reports apply only to the specific samples tested under conditions. It is manufacture's responsibility to ensure that additional production units of this model are manufactured with the identical electrical and mechanical components. **BTL** shall have no liability for any declarations, inferences or generalizations drawn by the client or others from **BTL** issued reports.

BTL's report must not be used by the client to claim product certification, approval, or endorsement by NVLAP, NIST, or any agency of the Federal Government.

This report is the confidential property of the client. As a mutual protection to the clients, the public and **BTL-self**, extracts from the test report shall not be reproduced except in full with **BTL's** authorized written approval.

BTL's laboratory quality assurance procedures are in compliance with the **ISO Guide 17025** requirements, and accredited by the conformity assessment authorities listed in this test report.

Limitation

For the use of the authority's logo is limited unless the Test Standard(s)/Scope(s)/Item(s) mentioned in this test report is (are) included in the conformity assessment authorities acceptance respective.

Table of Contents	Page
REPORT ISSUED HISTORY	4
1 . CERIFICATION	5
2 . SUMMARY OF TEST RESULTS	6
2.1 TEST FACILITY	7
2.2 MEASUREMENT UNCERTAINTY	7
3 . GENERAL INFORMATION	8
3.1 GENERAL DESCRIPTION OF EUT	8
3.2 DESCRIPTION OF TEST MODES	10
3.3 EUT OPERATING CONDITIONS	11
3.4 BLOCK DIAGRAM SHOWING THE CONFIGURATION OF SYSTEM TESTED	11
3.5 DESCRIPTION OF SUPPORT UNITS	13
4 . EMC EMISSION TEST	14
4.1 CONDUCTED EMISSION MEASUREMENT	14
4.1.1 POWER LINE CONDUCTED EMISSION	14
4.1.2 MEASUREMENT INSTRUMENTS LIST	14
4.1.3 TEST PROCEDURE	15
4.1.4 DEVIATION FROM TEST STANDARD	15
4.1.5 TEST SETUP	15
4.1.6 TEST RESULTS	15
4.2 RADIATED EMISSION MEASUREMENT	46
4.2.1 LIMITS OF RADIATED EMISSION MEASUREMENT	46
4.2.2 MEASUREMENT INSTRUMENTS LIST	47
4.2.3 TEST PROCEDURE	48
4.2.4 DEVIATION FROM TEST STANDARD	48
4.2.5 TEST SETUP	49
4.2.6 TEST RESULTS-BELOW 1GHZ	49
4.2.7 TEST RESULTS-ABOVE 1GHZ	80

REPORT ISSUED HISTORY

Issued No.	Description	Issued Date
BTL-FCCE-1-1701C155B	Original report.	Apr. 06, 2017
BTL-FCCE-1-1701C155G	Compared with previous report (BTL-FCCE-1-1701C155B) 1. Added new antenna. 2. Added new battery. 3. Added new earphone. So all the test results have been re-evaluated and recorded in the test report.	May 19, 2017

1. CERIFICATION

Equipment : Smart Phone
Brand Name : HUAWEI
Model Name : CRO-L22
Applicant : Huawei Technologies Co.,Ltd.
Manufacturer : Huawei Technologies Co.,Ltd.
Address : Administration Building, Headquarters of Huawei Technologies Co., Ltd.,
Bantian, Longgang District Shenzhen China
Factory : Huawei Technologies Co.,Ltd.
Address : Administration Building, Headquarters of Huawei Technologies Co., Ltd.,
Bantian, Longgang District Shenzhen China
Date of Test : Mar. 28, 2017 ~ Apr. 05, 2017
May 09, 2017 ~ May 17, 2017
Test Sample : Engineering Sample
Standard(s) : FCC Part 15, Subpart B
ANSI C63.4-2014

The above equipment has been tested and found compliance with the requirement of the relative standards by BTL Inc.

The test data, data evaluation, and equipment configuration contained in our test report (Ref No. BTL-FCCE-1-1701C155G) were obtained utilizing the test procedures, test instruments, test sites that has been accredited by the Authority of TAF according to the ISO-17025 quality assessment standard and technical standard(s).

2. SUMMARY OF TEST RESULTS

Test procedures according to the technical standard(s):

EMC Emission				
Standard(s)	Test Item	Limit	Judgment	Remark
FCC Part15, Subpart B ANSI C63.4-2014	Conducted Emission	Class B	PASS	
	Radiated emission Below 1 GHz	Class B	PASS	
	Radiated emission Above 1 GHz	Class B	PASS	NOTE(2)

NOTE:

- (1) " N/A" denotes test is not applicable to this device.
- (2) The EUT's max operating frequency exceeds 108 MHz, so the test will be performed.

2.1 TEST FACILITY

The test facilities used to collect the test data in this report at the location of No.3, Jinshagang 1st Road, Shixia, Dalang Town, Dongguan, Guangdong, China.

2.2 MEASUREMENT UNCERTAINTY

Where relevant, the following measurement uncertainty levels have been estimated for tests performed on the EUT as specified in CISPR 16-4-2. The BTL measurement uncertainty is less than the CISPR 16-4-2 U_{CISPR} requirement.

The reported uncertainty of measurement $y \pm U$, where expanded uncertainty U is based on a standard uncertainty multiplied by a coverage factor of $k=2$, providing a level of confidence of approximately **95%**.

A. Conducted Measurement :

Test Site	Method	Measurement Frequency Range	U, (dB)
DG-C02	CISPR	150 kHz ~ 30MHz	2.32

B. Radiated Measurement :

Test Site	Method	Measurement Frequency Range	Ant. H / V	U, (dB)
DG-CB03 (3m)	CISPR	9KHz ~ 30MHz	V	3.79
		9KHz ~ 30MHz	H	3.57
		30MHz ~ 200MHz	V	3.82
		30MHz ~ 200MHz	H	3.78
		200MHz ~ 1,000MHz	V	4.10
		200MHz ~ 1,000MHz	H	4.06

Test Site	Method	Measurement Frequency Range	Ant. H / V	U, (dB)
DG-CB03 (3m)	CISPR	1GHz ~ 18GHz	V	3.12
		1GHz ~ 18GHz	H	3.68

Note: Unless specifically mentioned, the uncertainty of measurement has not been taken into account to declare the compliance or non-compliance to the specification.

3. GENERAL INFORMATION

3.1 GENERAL DESCRIPTION OF EUT

Equipment	Smart Phone
Brand Name	HUAWEI
Model Name	CRO-L22
Model Difference	N/A
Frequency	GSM 850/1900 WCDMA B2/5 LTE B5/7
Power Source	#1 DC Voltage supplied from AC/DC adapter. #2 Battery Supplied.
Power Rating	#1:AC 100–240V 50/60Hz DC 5V 1A #2:DC 3.82V 2200mAh
HW Version	HL1CROM
SW Version	Cairo-L22C636B015

Note:

1. For a more detailed features description, please refer to the manufacturer’s specifications or the user's manual.

Item	Mfr/Brand	Model.
Battery	SCUD (FUJIAN) Electronics Co., Ltd	HB3742A0EZC+
	Shenzhen Desay Battery Tech Co., Ltd.	
	Sunwoda Electronic Co.,LTD.	
USB Cable	FOXCONN INTERCONNECT TECHNOLOGY LIMITED	CUBB01M-HC208-DH
	HONGLIN TECHNOLOGY CO.,LTD	130-26654
	Luxshare Precision Industry Co., Ltd.	L99U2013-CS-H
Earphone	Jiangxi Lianchuang Hongsheng Electronic Co.,LTD	MEMD1632B580C00
	BOLUO COUNTY QUANCHENG ELECTRONIC CO.,LTD	1311-3291-3.5mm-229
	MERRY ELECTRONICS CO., LTD.	EMC309-001
	Jiangxi Lianchuang Hongsheng Electronic Co.,LTD (Black)	MEMD1532B528000
	BOLUO COUNTY QUANCHENG ELECTRONIC CO.,LTD (Black)	1293#+3283# 3.5MM-150
	GoerTek (Black),	HA1-3
	GoerTek (White)	NA12
Adapter	HUIZHOU BYD ELECTRONIC CO., LTD.	HW-050100U01
	Shenzhen Huntkey Electric Co., Ltd.	
	DONG GUAN PHITEK ELECTRONICS CO., LTD.	

3.2 DESCRIPTION OF TEST MODES

To investigate the maximum EMI emission characteristics generated from EUT, the test system was pre-scanning tested base on the consideration of following EUT operation mode or test configuration mode which possible have effect on EMI emission level. Each of these EUT operation mode(s) or test configuration mode(s) mentioned above was evaluated respectively.

Pretest Mode	Description
Mode 1	USB copy(EUT with PC)+Idle+ Earphone
Mode 2	Adapter+Idle+BT+WIFI+GPS+Camera on+Earphone
Mode 3	Adapter+Idle+Playing+Speaker
Mode 4	Adapter+Traffic (GSM)+ Earphone
Mode 5	Adapter+Traffic (WCDMA)
Mode 6	Adapter+Traffic (LTE)

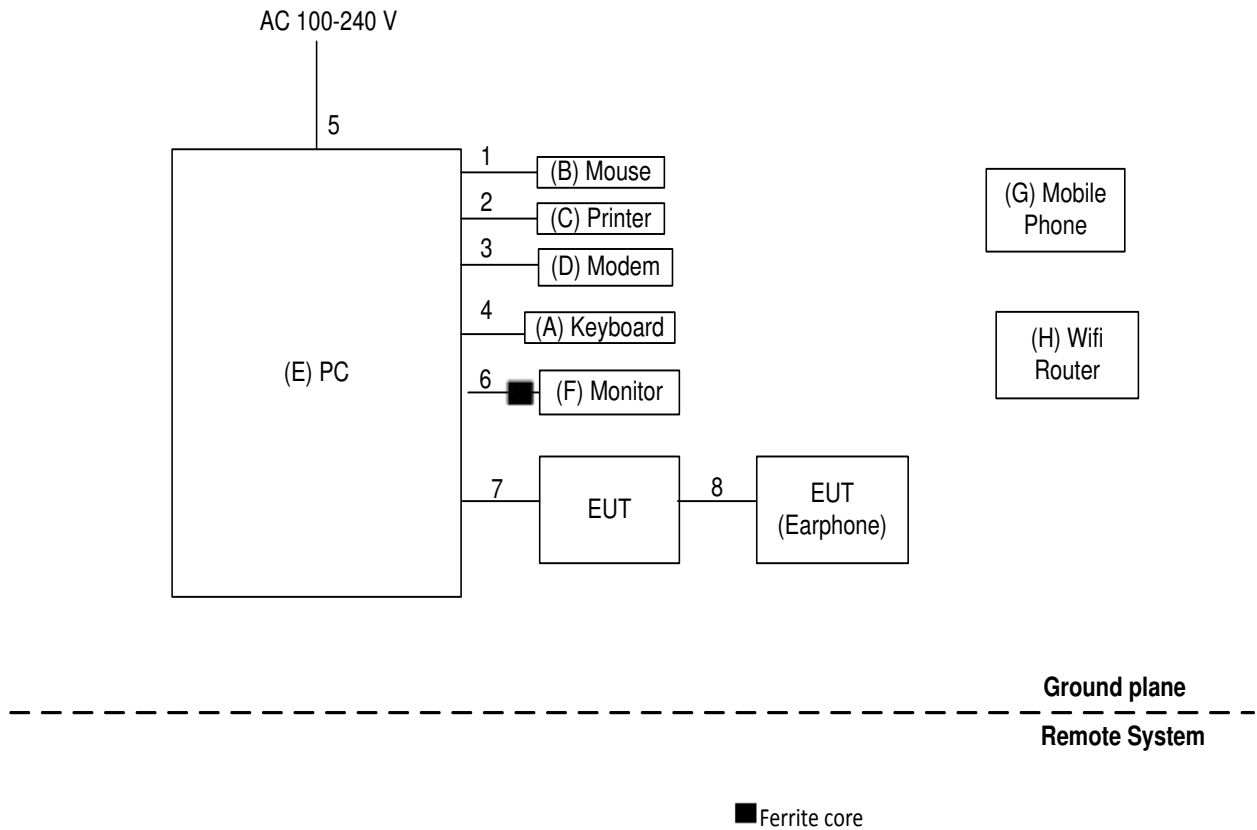
For Conducted Test	
Final Test Mode	Description
Mode 1	USB copy(EUT with PC)+Idle+ Earphone
Mode 2	Adapter+Idle+BT+WIFI+GPS+Camera on+Earphone
Mode 3	Adapter+Idle+Playing+Speaker
Mode 4	Adapter+Traffic (GSM)+ Earphone
Mode 5	Adapter+Traffic (WCDMA)
Mode 6	Adapter+Traffic (LTE)

For Radiated Test	
Final Test Mode	Description
Mode 1	USB copy(EUT with PC)+Idle+ Earphone
Mode 2	Adapter+Idle+BT+WIFI+GPS+Camera on+Earphone
Mode 3	Adapter+Idle+Playing+Speaker
Mode 4	Adapter+Traffic (GSM)+ Earphone
Mode 5	Adapter+Traffic (WCDMA)
Mode 6	Adapter+Traffic (LTE)

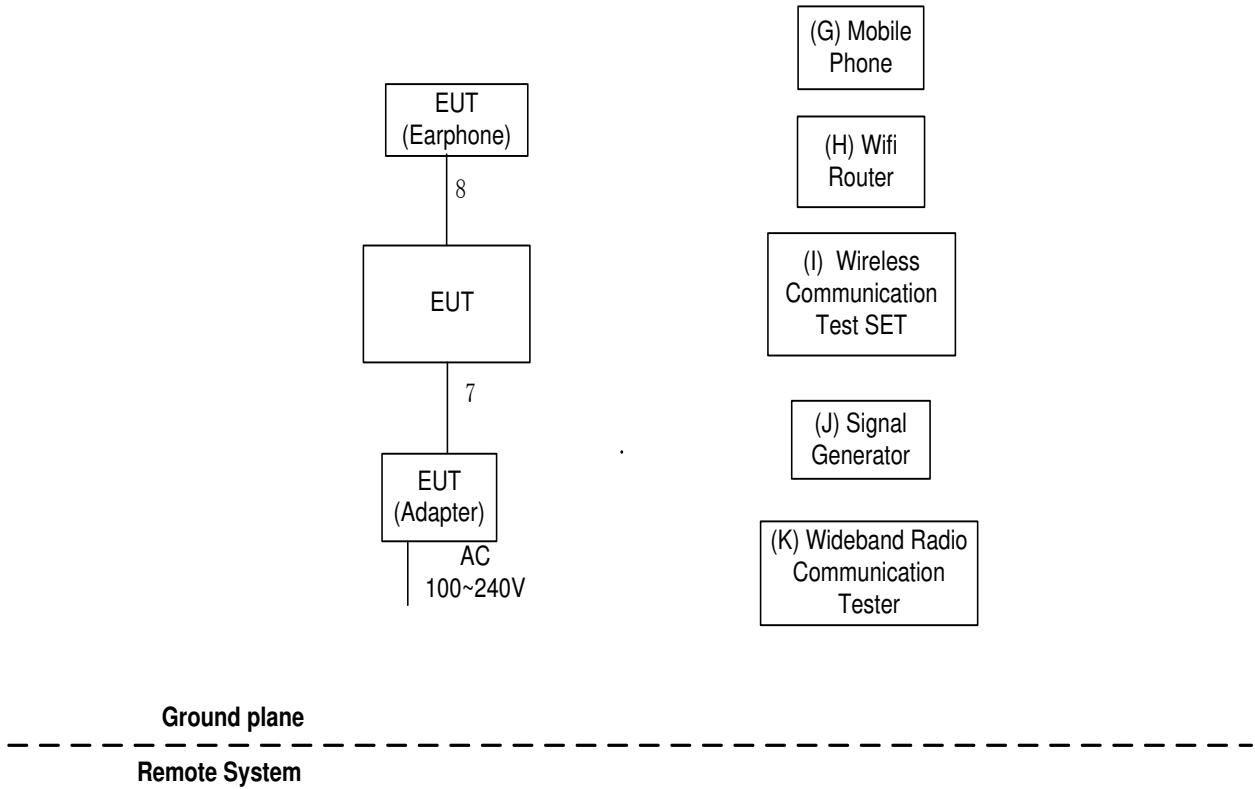
3.3 EUT OPERATING CONDITIONS

The EUT exercise program used during radiated and/or conducted emission measurement was designed to exercise the various system components in a manner similar to a typical use.

**3.4 BLOCK DIAGRAM SHOWING THE CONFIGURATION OF SYSTEM TESTED
 Mode 1**



Mode 2-6



3.5 DESCRIPTION OF SUPPORT UNITS

The EUT has been tested as an independent unit together with other necessary accessories or support units. The following support units or accessories were used to form a representative test configuration during the tests.

Item	Equipment	Mfr/Brand	Model/Type No.	FCC ID	Series No.
A	USB Keyboard	Dell	L100	DOC	CNORH6596589071T08NE
B	USB Mouse	Dell	MO56UOA	DOC	FQJ000BS
C	Printer	SII	DPU-414	DOC	3018507 B
D	Modem	ACEEX	DM-1414V	IFAXDM1414	0603002131
E	PC	Dell	DCSM 745	DOC	G7K832X
F	LCD monitor	Dell	E177FPc	DOC	CNOFJ179-64180-6AG-1WNS
G	Mobile phone	samsung	SGH-1747	A3LSGH1747	R31C208VLDB
H	Wireless Router	ASUS	RT-AC66U	MSQ-RTAC66U	E8ICGG000138
I	Wireless Communication Test SET	Agilent	(8960 Series)E5515C	N/A	MY48364183
J	Signal Generator	Agilent	E4438C	N/A	MY49071316
K	Wideband Radio Communication Tester	RS	CMW500	N/A	122125

Item	Shielded Type	Ferrite Core	Length	Note
1	YES	NO	1.8m	USB Cable
2	YES	NO	1.8m	Parallel Cable
3	YES	NO	1.8m	RS232 Cable
4	YES	NO	1.8m	USB Cable
5	NO	NO	1.8m	AC power Cable
6	YES	YES	1.8m	D-SUB Cable
7	YES	NO	1m	USB Cable
8	NO	NO	1.2m	Earphone Cable

4. EMC EMISSION TEST

4.1 CONDUCTED EMISSION MEASUREMENT

4.1.1 POWER LINE CONDUCTED EMISSION (FREQUENCY RANGE 150KHZ-30MHZ)

FREQUENCY (MHz)	Class A (dBuV)		Class B (dBuV)	
	Quasi-peak	Average	Quasi-peak	Average
0.15 -0.5	79.00	66.00	66 - 56 *	56 - 46 *
0.50 -5.0	73.00	60.00	56.00	46.00
5.0 -30.0	73.00	60.00	60.00	50.00

Note:

- (1) The tighter limit applies at the band edges.
- (2) The limit of " * " marked band means the limitation decreases linearly with the logarithm of the frequency in the range.
- (3) The test result calculated as following:
 Measurement Value = Reading Level + Correct Factor
 Correct Factor = Insertion Loss + Cable Loss + Attenuator Factor(if use)
 Margin Level = Measurement Value - Limit Value

4.1.2 MEASUREMENT INSTRUMENTS LIST

Item	Kind of Equipment	Manufacturer	Type No.	Serial No.	Calibrated until
1	Measurement Software	Farad	EZ-EMC Ver.NB-03A 1-01	N/A	N/A
2	LISN	EMCO	3816/2	00052765	Mar. 26, 2018
3	50Ω Terminator	SHX	TF2-3G-A	08122901	Mar. 26, 2018
4	TWO-LINE V-NETWORK	R&S	ENV216	101447	Mar. 26, 2018
5	Cable	emci	RG223(9K Hz-30MHz) (5m)	N/A	Mar. 07, 2018
6	EMI Test Receiver	R&S	ESCI	100382	Mar. 26, 2018

Remark: "N/A" denotes no model name, serial no. or calibration specified.
 All calibration period of equipment list is one year.

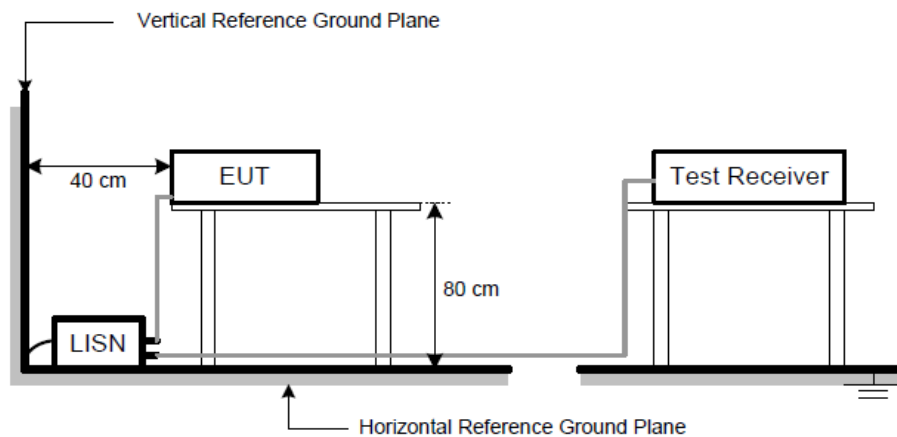
4.1.3 TEST PROCEDURE

- a. The EUT was placed 0.8 meters from the horizontal ground plane with EUT being connected to the power mains through a line impedance stabilization network (LISN). All other support equipments powered from additional LISN(s). The LISN provide 50 Ohm/ 50uH of coupling impedance for the measuring instrument.
- b. Interconnecting cables that hang closer than 40 cm to the ground plane shall be folded back and forth in the center forming a bundle 30 to 40 cm long.
- c. I/O cables that are not connected to a peripheral shall be bundled in the center. The end of the cable may be terminated, if required, using the correct terminating impedance. The overall length shall not exceed 1 m.
- d. LISN at least 80 cm from nearest part of EUT chassis.
- e. For the actual test configuration, please refer to the related Item –EUT Test Photos.
- f. First the whole spectrum of emission caused by equipment under test(EUT) is recorded with Detector set to peak. Peak value recorded in table if the margin from QP Limit is larger than 2dB, otherwise, QP value is recorded, Measuring frequency range from 150KHz to 30MHz.

4.1.4 DEVIATION FROM TEST STANDARD

No deviation

4.1.5 TEST SETUP

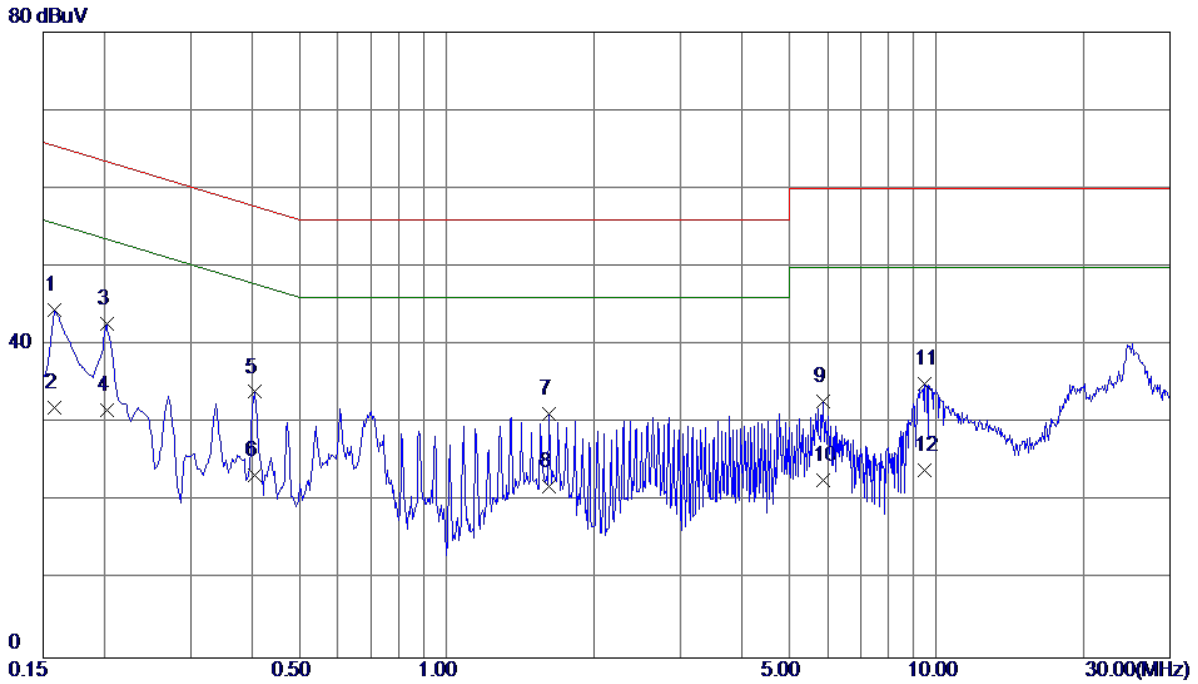


4.1.6 TEST RESULTS

Remark

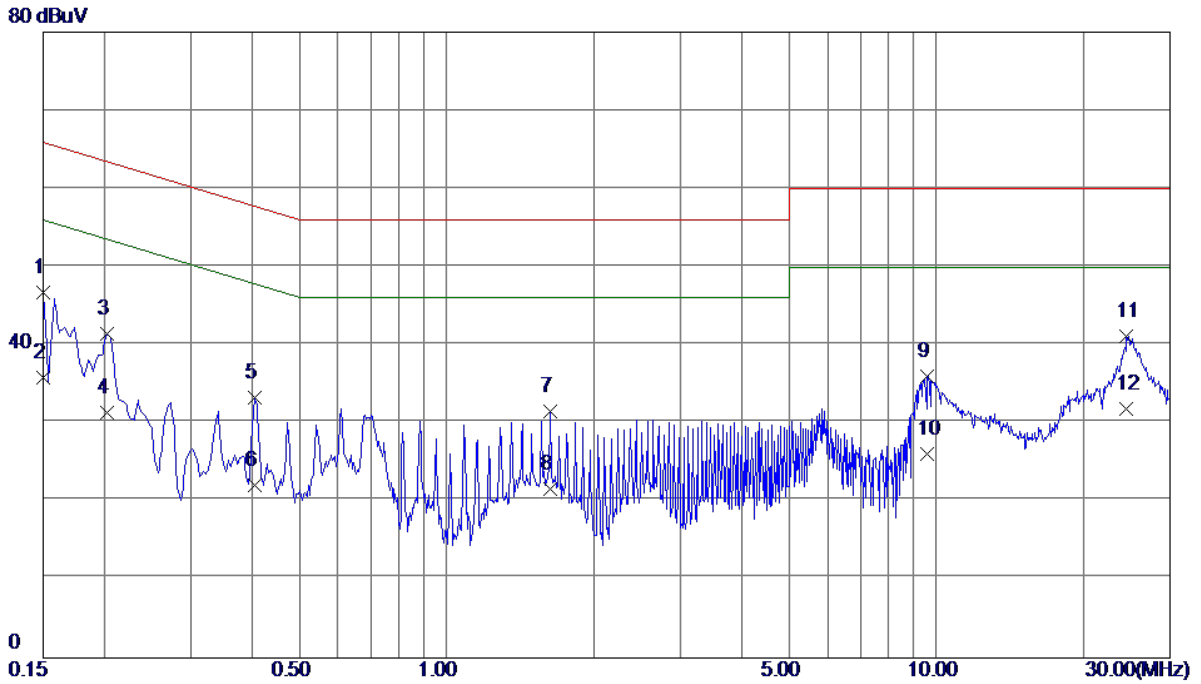
- (1) Reading in which marked as QP means measurements by using are Quasi-Peak Mode with Detector BW=9KHz; SPA setting in RBW=10KHz, VBW =10KHz, Swp. Time = 0.3 sec./MHz. Reading in which marked as AV means measurements by using are Average Mode with instrument setting in RBW=10KHz, VBW=10KHz, Swp. Time =0.3 sec./MHz.
- (2) All readings are QP Mode value unless otherwise stated AVG in column of 『Note』. If the QP Mode Measured value compliance with the QP Limits and lower than AVG Limits, the EUT shall be deemed to meet both QP & AVG Limits and then only QP Mode was measured, but AVG Mode didn't perform. In this case, a “ * ” marked in AVG Mode column of Interference Voltage Measured.

EUT	Smart Phone	Model Name	CRO-L22
Temperature	24°C	Relative Humidity	60%
Test Voltage	AC 120V/60Hz	Phase	Line
Test Mode	USB copy(EUT with PC)+Idle+ Earphone		
Note	USB Cable:Luxshare+Battery:SCUD+Earphone:Lianchuang		
Test Engineer	Kevin Li		



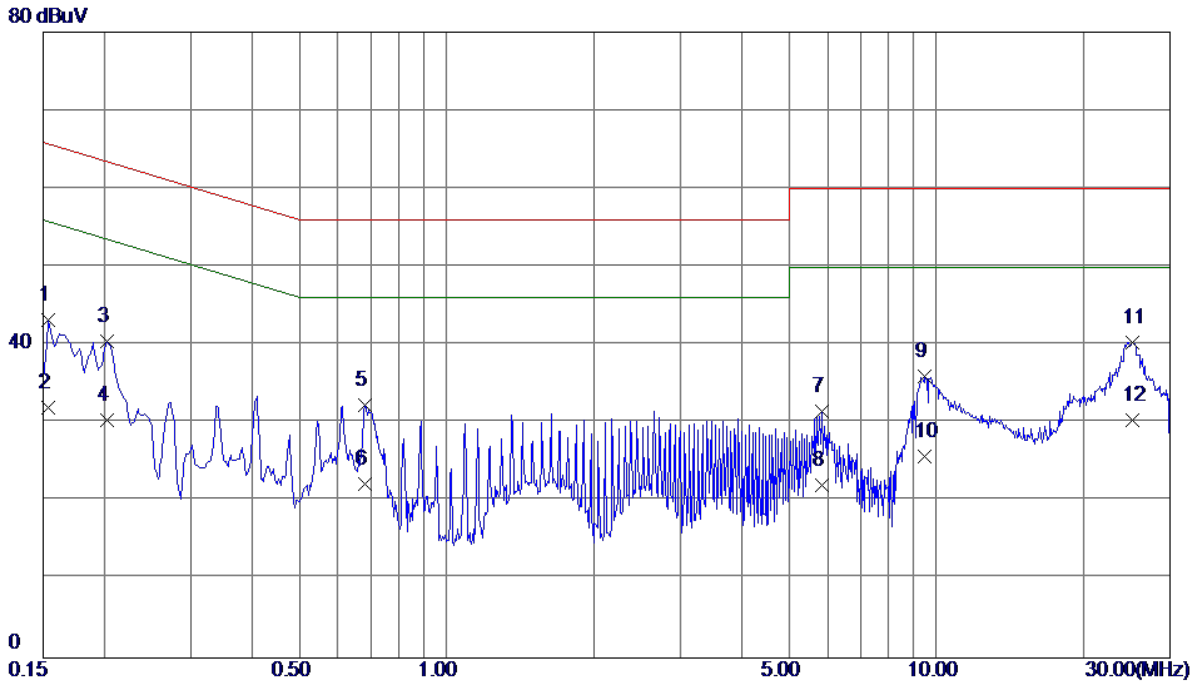
No.	Freq. MHz	Reading Level dBuV	Correct Factor dB	Measurement dBuV	Limit dBuV	Margin dB	Detector
1	0.1580	34.84	9.57	44.41	65.57	-21.16	QP
2	0.1580	22.50	9.57	32.07	55.57	-23.50	AVG
3 *	0.2020	33.11	9.57	42.68	63.53	-20.85	QP
4	0.2020	22.10	9.57	31.67	53.53	-21.86	AVG
5	0.4060	24.41	9.59	34.00	57.73	-23.73	QP
6	0.4060	13.80	9.59	23.39	47.73	-24.34	AVG
7	1.6220	21.29	9.98	31.27	56.00	-24.73	QP
8	1.6220	11.90	9.98	21.88	46.00	-24.12	AVG
9	5.8740	22.41	10.32	32.73	60.00	-27.27	QP
10	5.8740	12.39	10.32	22.71	50.00	-27.29	AVG
11	9.4580	24.53	10.47	35.00	60.00	-25.00	QP
12	9.4580	13.50	10.47	23.97	50.00	-26.03	AVG

EUT	Smart Phone	Model Name	CRO-L22
Temperature	24°C	Relative Humidity	60%
Test Voltage	AC 120V/60Hz	Phase	Neutral
Test Mode	USB copy(EUT with PC)+Idle+ Earphone		
Note	USB Cable:Luxshare+Battery:SCUD+Earphone:Lianchuang		
Test Engineer	Kevin Li		



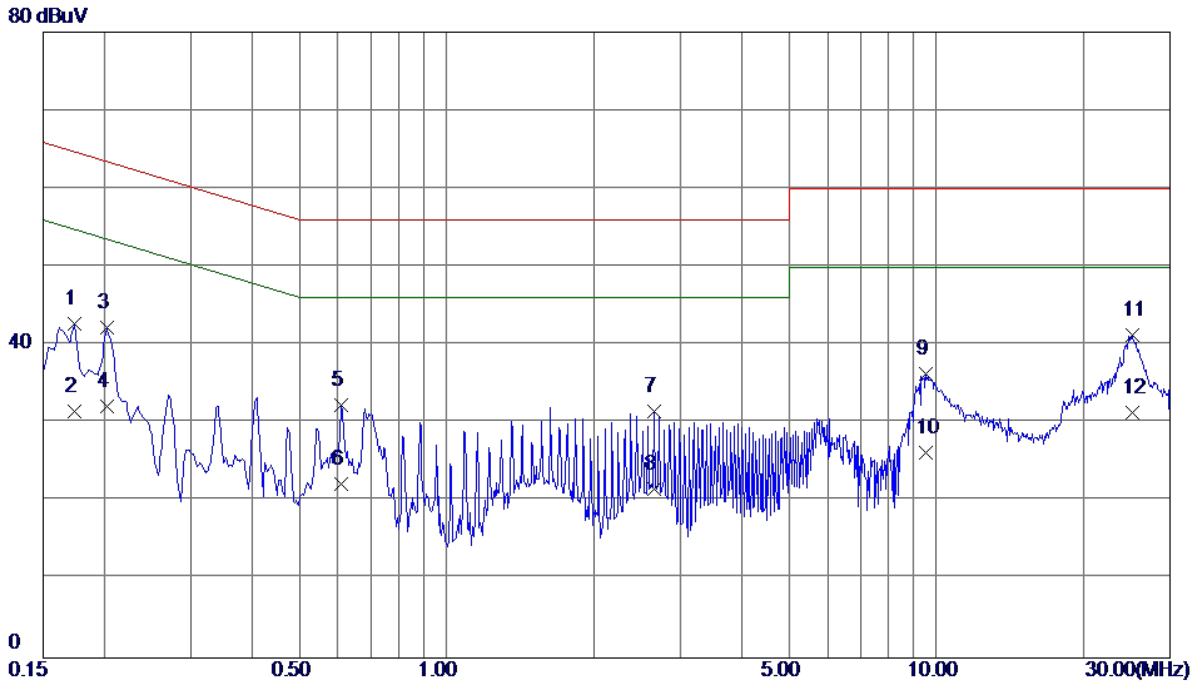
No.	Freq. MHz	Reading Level dBuV	Correct Factor dB	Measurement dBuV	Limit dBuV	Margin dB	Detector
1	0.1500	37.09	9.57	46.66	66.00	-19.34	QP
2	0.1500	26.30	9.57	35.87	56.00	-20.13	AVG
3	0.2020	31.81	9.57	41.38	63.53	-22.15	QP
4	0.2020	21.74	9.57	31.31	53.53	-22.22	AVG
5	0.4060	23.74	9.48	33.22	57.73	-24.51	QP
6	0.4060	12.58	9.48	22.06	47.73	-25.67	AVG
7	1.6300	21.74	9.78	31.52	56.00	-24.48	QP
8	1.6300	11.80	9.78	21.58	46.00	-24.42	AVG
9	9.5580	25.43	10.53	35.96	60.00	-24.04	QP
10	9.5580	15.61	10.53	26.14	50.00	-23.86	AVG
11	24.4220	30.20	10.98	41.18	60.00	-18.82	QP
12 *	24.4220	20.80	10.98	31.78	50.00	-18.22	AVG

EUT	Smart Phone	Model Name	CRO-L22
Temperature	24°C	Relative Humidity	60%
Test Voltage	AC 120V/60Hz	Phase	Line
Test Mode	USB copy(EUT with PC)+Idle+ Earphone		
Note	USB Cable:Foxconn+Battery:DESAY+Earphone:QUANCHENG		
Test Engineer	Kevin Li		



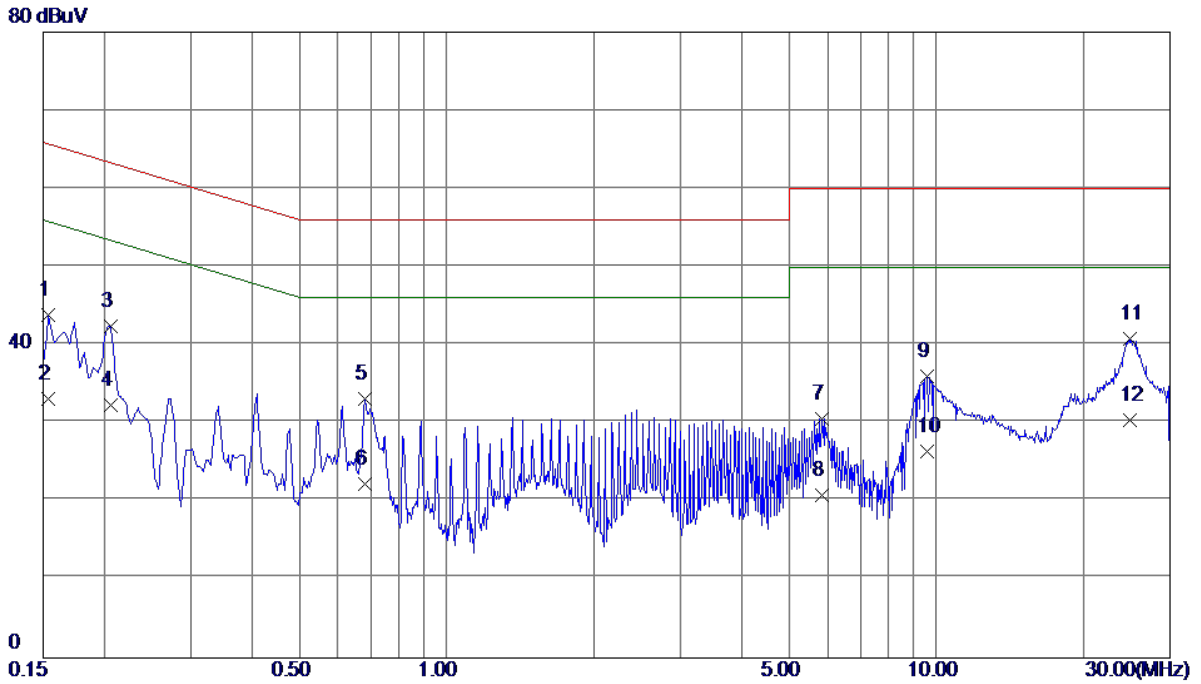
No.	Freq. MHz	Reading Level dBuV	Correct Factor dB	Measurement dBuV	Limit dBuV	Margin dB	Detector
1	0.1539	33.70	9.57	43.27	65.79	-22.52	QP
2	0.1539	22.50	9.57	32.07	55.79	-23.72	AVG
3	0.2020	30.91	9.57	40.48	63.53	-23.05	QP
4	0.2020	20.90	9.57	30.47	53.53	-23.06	AVG
5	0.6820	22.66	9.71	32.37	56.00	-23.63	QP
6	0.6820	12.50	9.71	22.21	46.00	-23.79	AVG
7	5.8500	21.25	10.32	31.57	60.00	-28.43	QP
8	5.8500	11.69	10.32	22.01	50.00	-27.99	AVG
9	9.4540	25.46	10.47	35.93	60.00	-24.07	QP
10	9.4540	15.30	10.47	25.77	50.00	-24.23	AVG
11	25.1060	29.49	10.84	40.33	60.00	-19.67	QP
12 *	25.1060	19.52	10.84	30.36	50.00	-19.64	AVG

EUT	Smart Phone	Model Name	CRO-L22
Temperature	24°C	Relative Humidity	60%
Test Voltage	AC 120V/60Hz	Phase	Neutral
Test Mode	USB copy(EUT with PC)+Idle+ Earphone		
Note	USB Cable:Foxconn+Battery:DESAY+Earphone:QUANCHENG		
Test Engineer	Kevin Li		



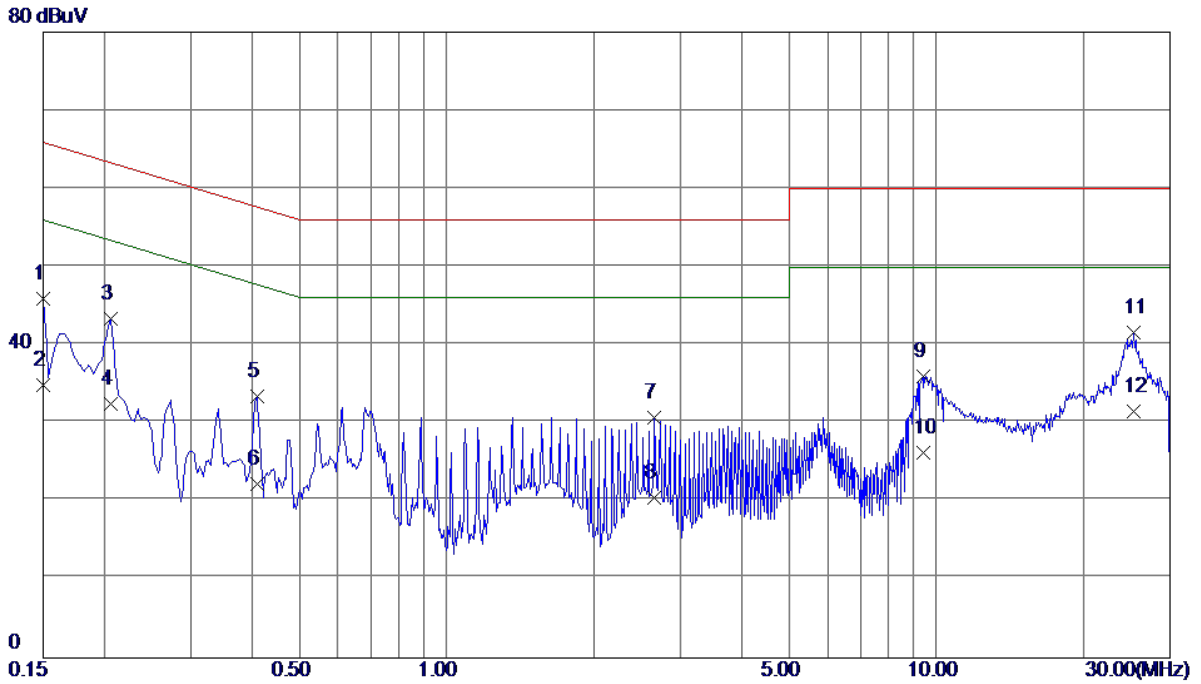
No.	Freq. MHz	Reading Level dBuV	Correct Factor dB	Measure ment dBuV	Limit dBuV	Margin dB	Detector
1	0.1740	33.19	9.48	42.67	64.77	-22.10	QP
2	0.1740	22.10	9.48	31.58	54.77	-23.19	AVG
3	0.2020	32.64	9.57	42.21	63.53	-21.32	QP
4	0.2020	22.60	9.57	32.17	53.53	-21.36	AVG
5	0.6100	22.76	9.50	32.26	56.00	-23.74	QP
6	0.6100	12.80	9.50	22.30	46.00	-23.70	AVG
7	2.6500	21.51	9.94	31.45	56.00	-24.55	QP
8	2.6500	11.60	9.94	21.54	46.00	-24.46	AVG
9	9.5140	25.84	10.53	36.37	60.00	-23.63	QP
10	9.5140	15.70	10.53	26.23	50.00	-23.77	AVG
11	25.0820	30.23	10.99	41.22	60.00	-18.78	QP
12 *	25.0820	20.30	10.99	31.29	50.00	-18.71	AVG

EUT	Smart Phone	Model Name	CRO-L22
Temperature	24°C	Relative Humidity	60%
Test Voltage	AC 120V/60Hz	Phase	Line
Test Mode	USB copy(EUT with PC)+Idle+ Earphone		
Note	USB Cable:HONGLIN+Battery:SCUD+Earphone:MERRY		
Test Engineer	Kevin Li		



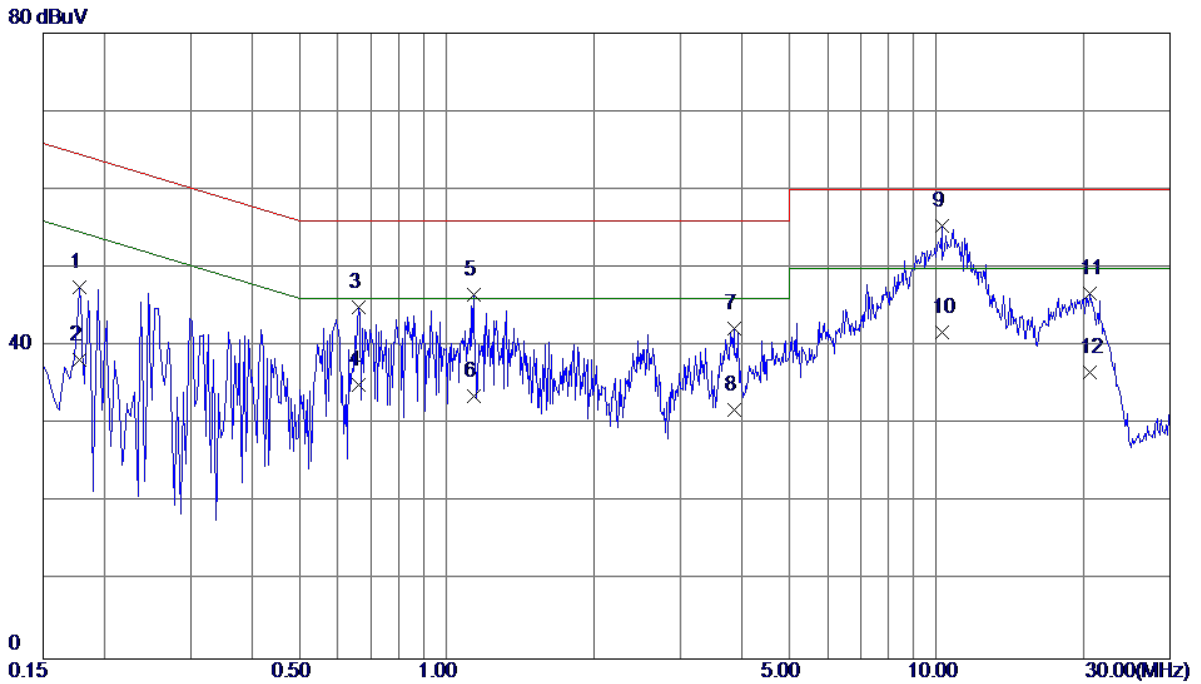
No.	Freq. MHz	Reading Level dBuV	Correct Factor dB	Measurement dBuV	Limit dBuV	Margin dB	Detector
1	0.1539	34.27	9.57	43.84	65.79	-21.95	QP
2	0.1539	23.60	9.57	33.17	55.79	-22.62	AVG
3	0.2060	32.88	9.57	42.45	63.37	-20.92	QP
4	0.2060	22.80	9.57	32.37	53.37	-21.00	AVG
5	0.6820	23.42	9.71	33.13	56.00	-22.87	QP
6	0.6820	12.50	9.71	22.21	46.00	-23.79	AVG
7	5.8540	20.29	10.32	30.61	60.00	-29.39	QP
8	5.8540	10.49	10.32	20.81	50.00	-29.19	AVG
9	9.5980	25.55	10.48	36.03	60.00	-23.97	QP
10	9.5980	15.90	10.48	26.38	50.00	-23.62	AVG
11 *	24.7820	29.95	10.84	40.79	60.00	-19.21	QP
12	24.7820	19.50	10.84	30.34	50.00	-19.66	AVG

EUT	Smart Phone	Model Name	CRO-L22
Temperature	24°C	Relative Humidity	60%
Test Voltage	AC 120V/60Hz	Phase	Neutral
Test Mode	USB copy(EUT with PC)+Idle+ Earphone		
Note	USB Cable:HONGLIN+Battery:SCUD+Earphone:MERRY		
Test Engineer	Kevin Li		



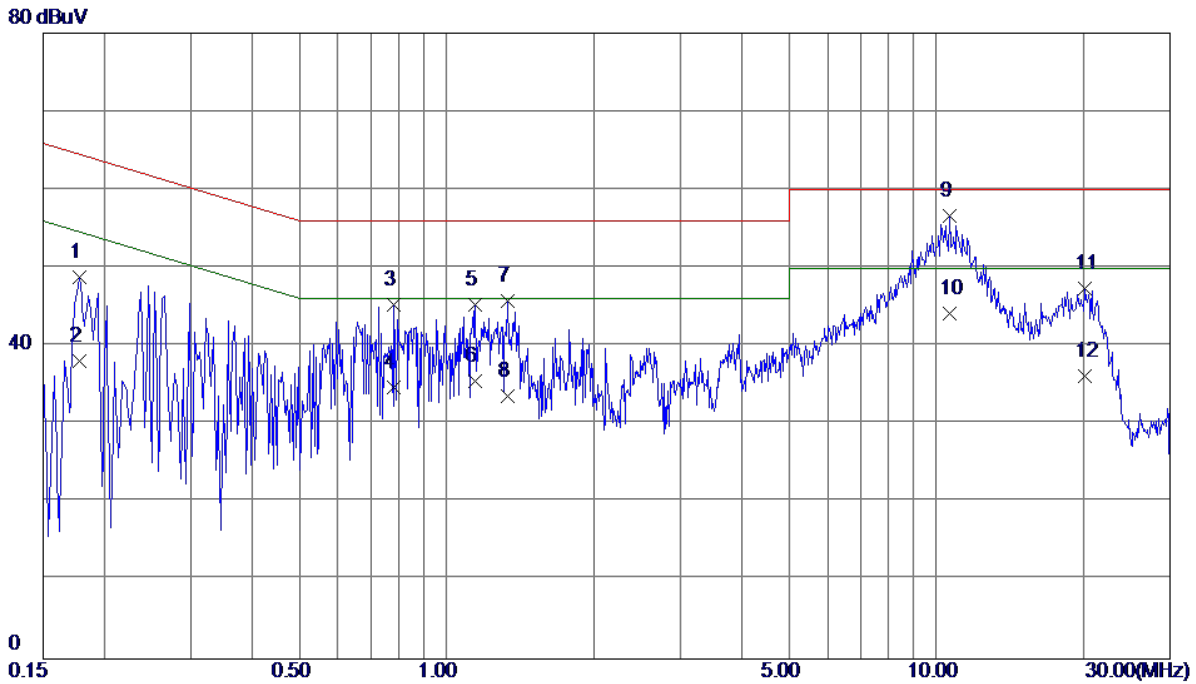
No.	Freq. MHz	Reading Level dBuV	Correct Factor dB	Measurement dBuV	Limit dBuV	Margin dB	Detector
1	0.1500	36.33	9.57	45.90	66.00	-20.10	QP
2	0.1500	25.30	9.57	34.87	56.00	-21.13	AVG
3	0.2060	33.77	9.57	43.34	63.37	-20.03	QP
4	0.2060	22.90	9.57	32.47	53.37	-20.90	AVG
5	0.4100	23.94	9.48	33.42	57.65	-24.23	QP
6	0.4100	12.80	9.48	22.28	47.65	-25.37	AVG
7	2.6540	20.74	9.94	30.68	56.00	-25.32	QP
8	2.6540	10.50	9.94	20.44	46.00	-25.56	AVG
9	9.3940	25.44	10.51	35.95	60.00	-24.05	QP
10	9.3940	15.70	10.51	26.21	50.00	-23.79	AVG
11	25.2540	30.58	10.99	41.57	60.00	-18.43	QP
12 *	25.2540	20.60	10.99	31.59	50.00	-18.41	AVG

EUT	Smart Phone	Model Name	CRO-L22
Temperature	24°C	Relative Humidity	60%
Test Voltage	AC 120V/60Hz	Phase	Line
Test Mode	Adapter+Idle+BT+WIFI+GPS+Camera on+Earphone		
Note	Adapter:Phitek+USB Cable:Luxshare+Battery:SCUD+Earphone:Lianchuang		
Test Engineer	Kevin Li		



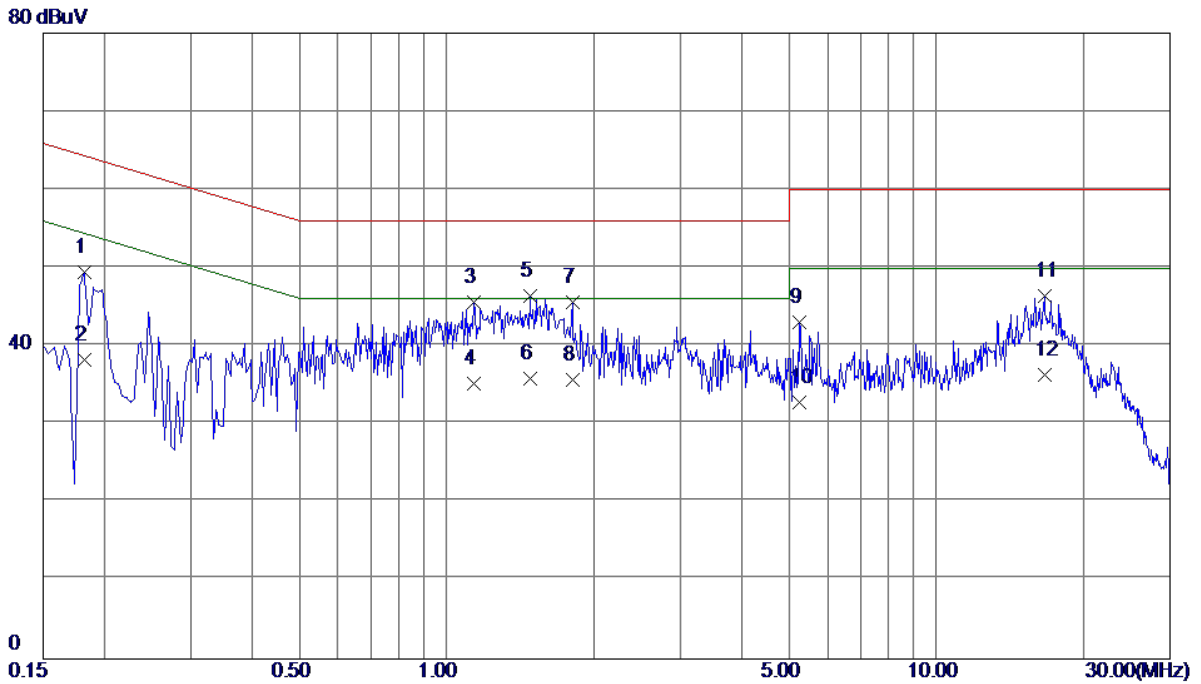
No.	Freq. MHz	Reading Level dBuV	Correct Factor dB	Measure ment dBuV	Limit dBuV	Margin dB	Detector
1	0.1780	38.00	9.57	47.57	64.58	-17.01	QP
2	0.1780	28.60	9.57	38.17	54.58	-16.41	AVG
3	0.6620	35.23	9.71	44.94	56.00	-11.06	QP
4	0.6620	25.30	9.71	35.01	46.00	-10.99	AVG
5	1.1340	36.76	9.85	46.61	56.00	-9.39	QP
6	1.1340	23.80	9.85	33.65	46.00	-12.35	AVG
7	3.8580	31.81	10.37	42.18	56.00	-13.82	QP
8	3.8580	21.41	10.37	31.78	46.00	-14.22	AVG
9 *	10.2780	44.84	10.50	55.34	60.00	-4.66	QP
10	10.2780	31.21	10.50	41.71	50.00	-8.29	AVG
11	20.5900	35.97	10.80	46.77	60.00	-13.23	QP
12	20.5900	25.90	10.80	36.70	50.00	-13.30	AVG

EUT	Smart Phone	Model Name	CRO-L22
Temperature	24°C	Relative Humidity	60%
Test Voltage	AC 120V/60Hz	Phase	Neutral
Test Mode	Adapter+Idle+BT+WIFI+GPS+Camera on+Earphone		
Note	Adapter:Phitek+USB Cable:Luxshare+Battery:SCUD+Earphone:Lianchuang		
Test Engineer	Kevin Li		



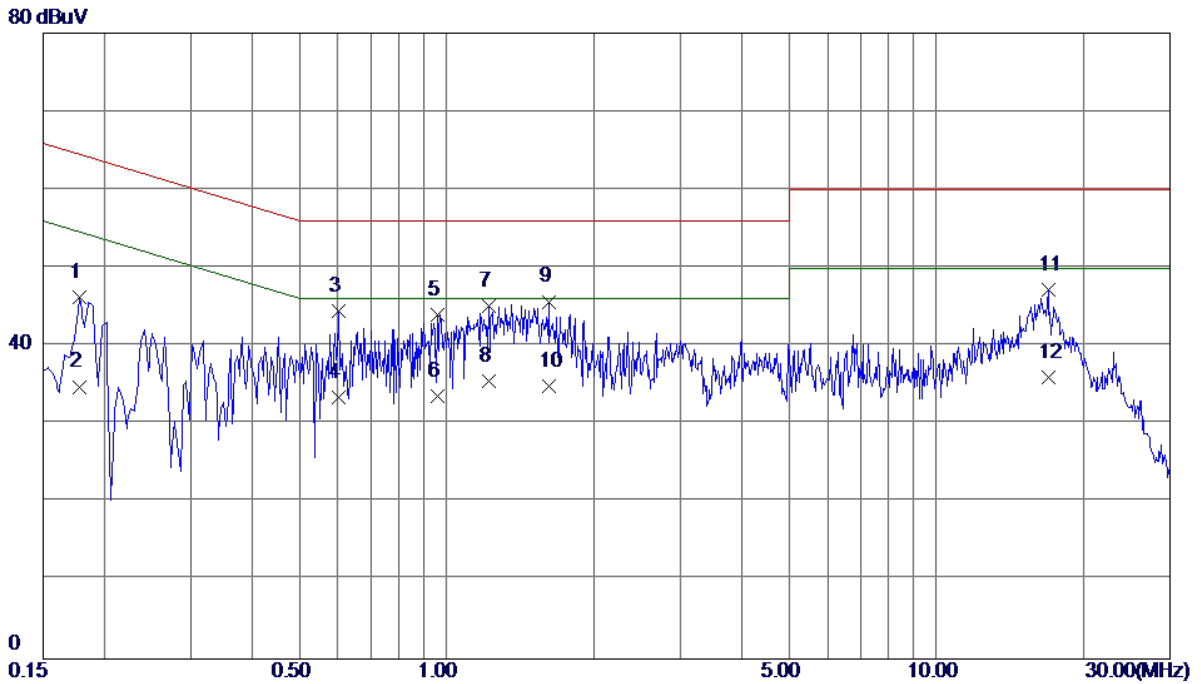
No.	Freq. MHz	Reading Level dBuV	Correct Factor dB	Measure ment dBuV	Limit dBuV	Margin dB	Detector
1	0.1780	39.33	9.50	48.83	64.58	-15.75	QP
2	0.1780	28.60	9.50	38.10	54.58	-16.48	AVG
3	0.7780	35.67	9.60	45.27	56.00	-10.73	QP
4	0.7780	25.10	9.60	34.70	46.00	-11.30	AVG
5	1.1460	35.48	9.75	45.23	56.00	-10.77	QP
6	1.1460	25.70	9.75	35.45	46.00	-10.55	AVG
7	1.3340	35.99	9.76	45.75	56.00	-10.25	QP
8	1.3340	23.80	9.76	33.56	46.00	-12.44	AVG
9 *	10.6220	46.11	10.60	56.71	60.00	-3.29	QP
10	10.6220	33.50	10.60	44.10	50.00	-5.90	AVG
11	20.0780	36.46	10.90	47.36	60.00	-12.64	QP
12	20.0780	25.30	10.90	36.20	50.00	-13.80	AVG

EUT	Smart Phone	Model Name	CRO-L22
Temperature	24°C	Relative Humidity	60%
Test Voltage	AC 120V/60Hz	Phase	Line
Test Mode	Adapter+Idle+BT+WIFI+GPS+Camera on+Earphone		
Note	Adapter:Huntkey+USB Cable:Luxshare+Battery:SCUD+Earphone:Lianchuang		
Test Engineer	Kevin Li		



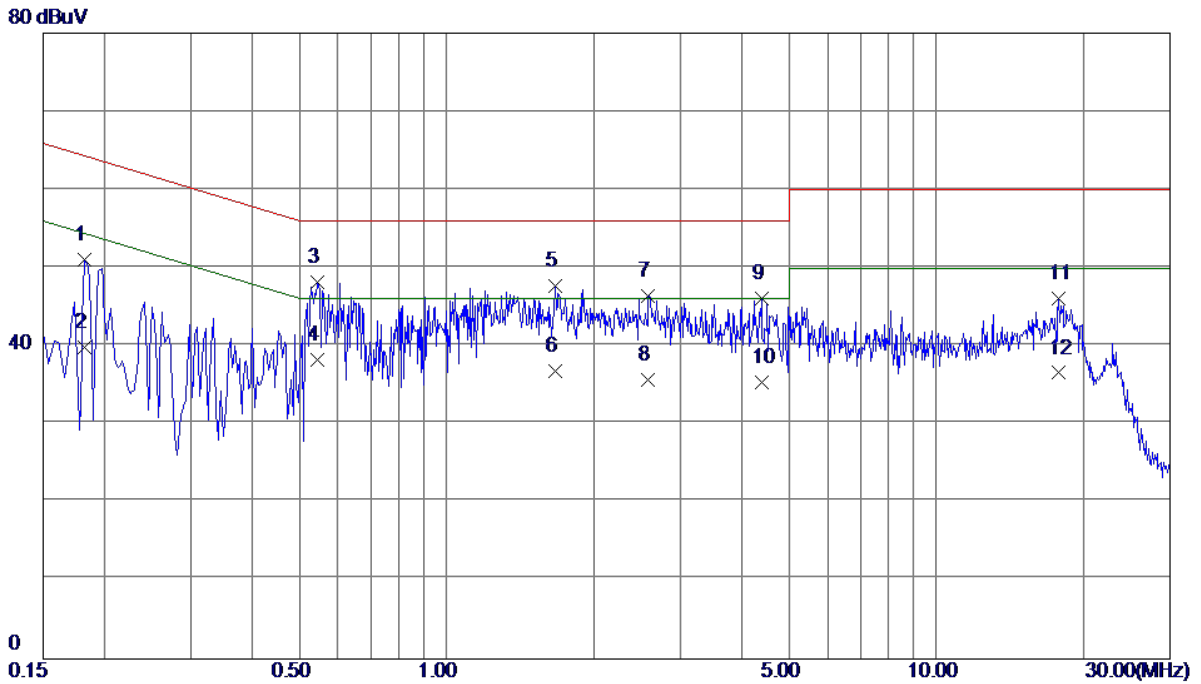
No.	Freq. MHz	Reading Level dBuV	Correct Factor dB	Measure ment dBuV	Limit dBuV	Margin dB	Detector
1	0.1819	39.80	9.57	49.37	64.40	-15.03	QP
2	0.1819	28.60	9.57	38.17	54.40	-16.23	AVG
3	1.1380	35.75	9.85	45.60	56.00	-10.40	QP
4	1.1380	25.33	9.85	35.18	46.00	-10.82	AVG
5 *	1.4780	36.42	9.97	46.39	56.00	-9.61	QP
6	1.4780	25.89	9.97	35.86	46.00	-10.14	AVG
7	1.8060	35.66	10.00	45.66	56.00	-10.34	QP
8	1.8060	25.70	10.00	35.70	46.00	-10.30	AVG
9	5.2380	32.83	10.26	43.09	60.00	-16.91	QP
10	5.2380	22.50	10.26	32.76	50.00	-17.24	AVG
11	16.6259	35.72	10.73	46.45	60.00	-13.55	QP
12	16.6259	25.60	10.73	36.33	50.00	-13.67	AVG

EUT	Smart Phone	Model Name	CRO-L22
Temperature	24°C	Relative Humidity	60%
Test Voltage	AC 120V/60Hz	Phase	Neutral
Test Mode	Adapter+Idle+BT+WIFI+GPS+Camera on+Earphone		
Note	Adapter:Huntkey+USB Cable:Luxshare+Battery:SCUD+Earphone:Lianchuang		
Test Engineer	Kevin Li		



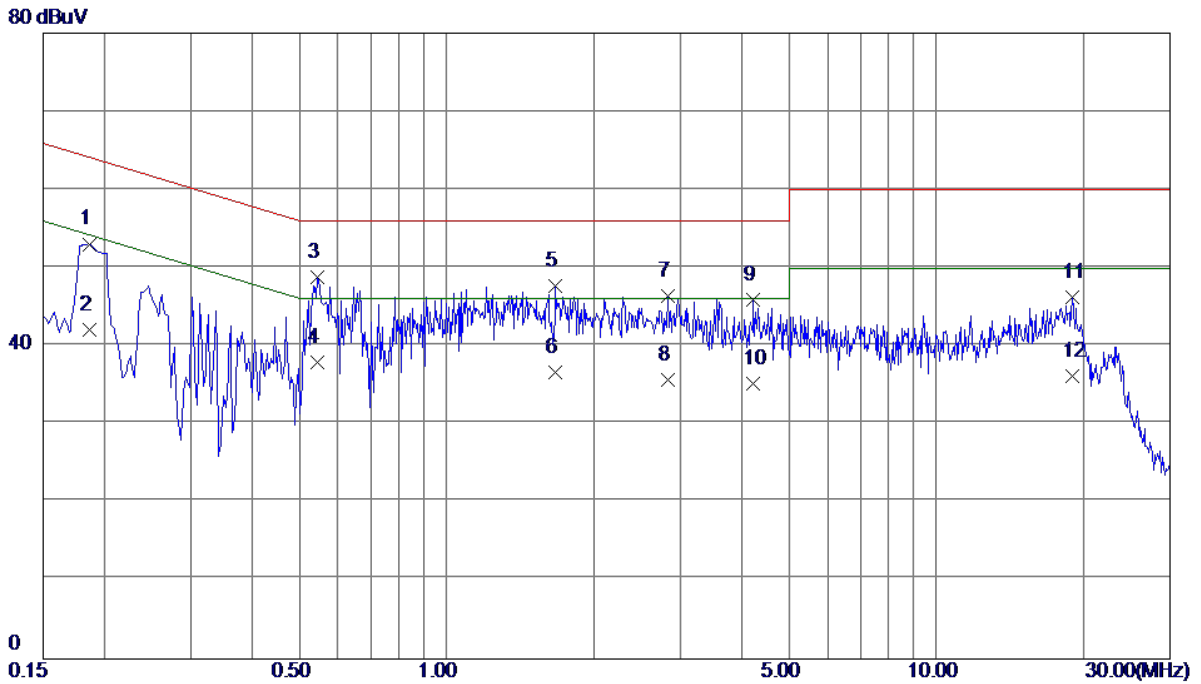
No.	Freq. MHz	Reading Level dBuV	Correct Factor dB	Measure ment dBuV	Limit dBuV	Margin dB	Detector
1	0.1780	36.73	9.50	46.23	64.58	-18.35	QP
2	0.1780	25.30	9.50	34.80	54.58	-19.78	AVG
3	0.6020	34.91	9.50	44.41	56.00	-11.59	QP
4	0.6020	23.90	9.50	33.40	46.00	-12.60	AVG
5	0.9580	34.30	9.74	44.04	56.00	-11.96	QP
6	0.9580	23.80	9.74	33.54	46.00	-12.46	AVG
7	1.2180	35.41	9.76	45.17	56.00	-10.83	QP
8	1.2180	25.70	9.76	35.46	46.00	-10.54	AVG
9 *	1.6180	35.90	9.78	45.68	56.00	-10.32	QP
10	1.6180	25.10	9.78	34.88	46.00	-11.12	AVG
11	16.9140	36.49	10.78	47.27	60.00	-12.73	QP
12	16.9140	25.20	10.78	35.98	50.00	-14.02	AVG

EUT	Smart Phone	Model Name	CRO-L22
Temperature	24°C	Relative Humidity	60%
Test Voltage	AC 120V/60Hz	Phase	Line
Test Mode	Adapter+Idle+BT+WIFI+GPS+Camera on+Earphone		
Note	Adapter:BYD+USB Cable:Luxshare+Battery:SCUD+Earphone:Lianchuang		
Test Engineer	Kevin Li		



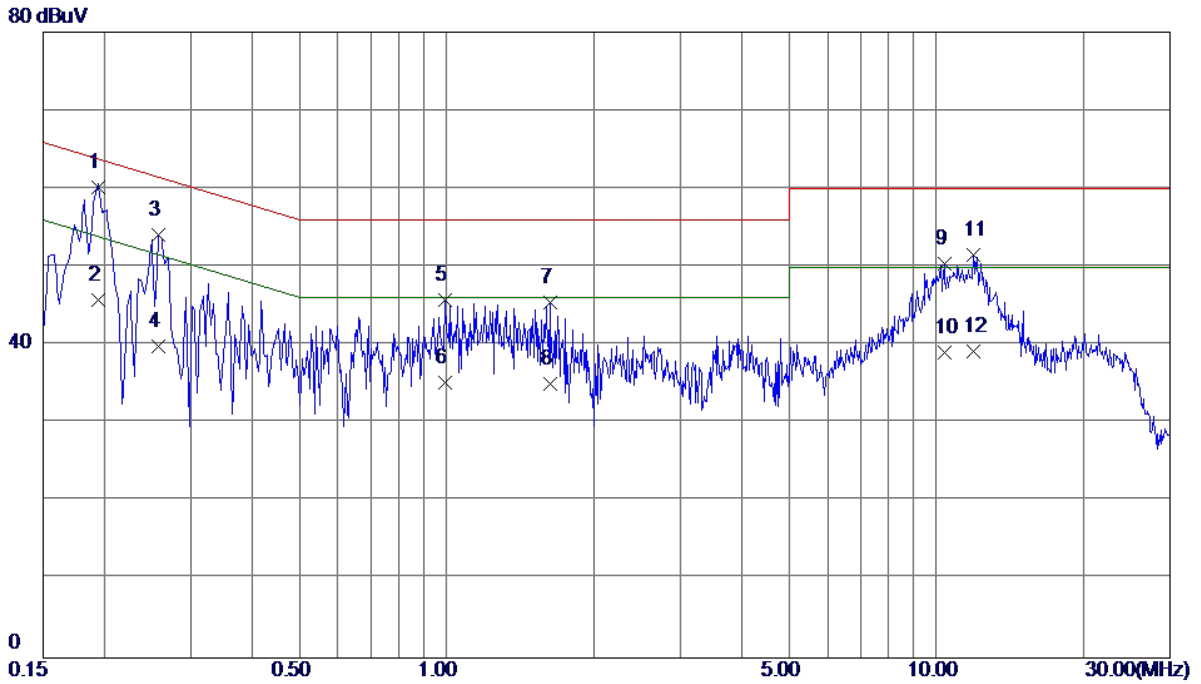
No.	Freq. MHz	Reading Level dBuV	Correct Factor dB	Measurement dBuV	Limit dBuV	Margin dB	Detector
1	0.1819	41.52	9.57	51.09	64.40	-13.31	QP
2	0.1819	30.20	9.57	39.77	54.40	-14.63	AVG
3	0.5460	38.49	9.69	48.18	56.00	-7.82	QP
4 *	0.5460	28.50	9.69	38.19	46.00	-7.81	AVG
5	1.6660	37.69	9.99	47.68	56.00	-8.32	QP
6	1.6660	26.80	9.99	36.79	46.00	-9.21	AVG
7	2.5820	36.09	10.24	46.33	56.00	-9.67	QP
8	2.5820	25.40	10.24	35.64	46.00	-10.36	AVG
9	4.3900	35.69	10.33	46.02	56.00	-9.98	QP
10	4.3900	25.10	10.33	35.43	46.00	-10.57	AVG
11	17.7979	35.37	10.76	46.13	60.00	-13.87	QP
12	17.7979	25.80	10.76	36.56	50.00	-13.44	AVG

EUT	Smart Phone	Model Name	CRO-L22
Temperature	24°C	Relative Humidity	60%
Test Voltage	AC 120V/60Hz	Phase	Neutral
Test Mode	Adapter+Idle+BT+WIFI+GPS+Camera on+Earphone		
Note	Adapter:BYD+USB Cable:Luxshare+Battery:SCUD+Earphone:Lianchuang		
Test Engineer	Kevin Li		



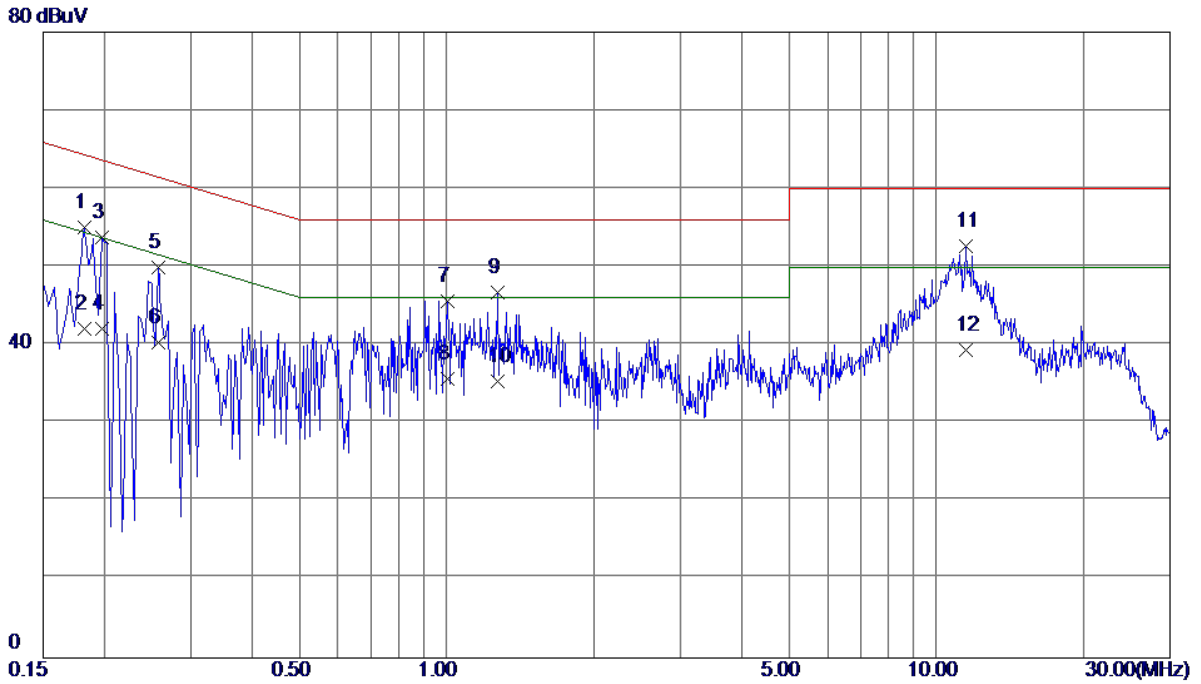
No.	Freq. MHz	Reading Level dBuV	Correct Factor dB	Measure ment dBuV	Limit dBuV	Margin dB	Detector
1	0.1860	43.52	9.52	53.04	64.21	-11.17	QP
2	0.1860	32.60	9.52	42.12	54.21	-12.09	AVG
3 *	0.5460	39.29	9.49	48.78	56.00	-7.22	QP
4	0.5460	28.50	9.49	37.99	46.00	-8.01	AVG
5	1.6660	37.89	9.79	47.68	56.00	-8.32	QP
6	1.6660	26.90	9.79	36.69	46.00	-9.31	AVG
7	2.8380	36.40	9.95	46.35	56.00	-9.65	QP
8	2.8380	25.70	9.95	35.65	46.00	-10.35	AVG
9	4.2300	35.86	10.12	45.98	56.00	-10.02	QP
10	4.2300	25.10	10.12	35.22	46.00	-10.78	AVG
11	19.0020	35.44	10.86	46.30	60.00	-13.70	QP
12	19.0020	25.30	10.86	36.16	50.00	-13.84	AVG

EUT	Smart Phone	Model Name	CRO-L22
Temperature	24°C	Relative Humidity	60%
Test Voltage	AC 120V/60Hz	Phase	Line
Test Mode	Adapter+Idle+Playing+Speaker		
Note	Adapter:Phitek+USB Cable:Luxshare+Battery:SCUD		
Test Engineer	Kevin Li		



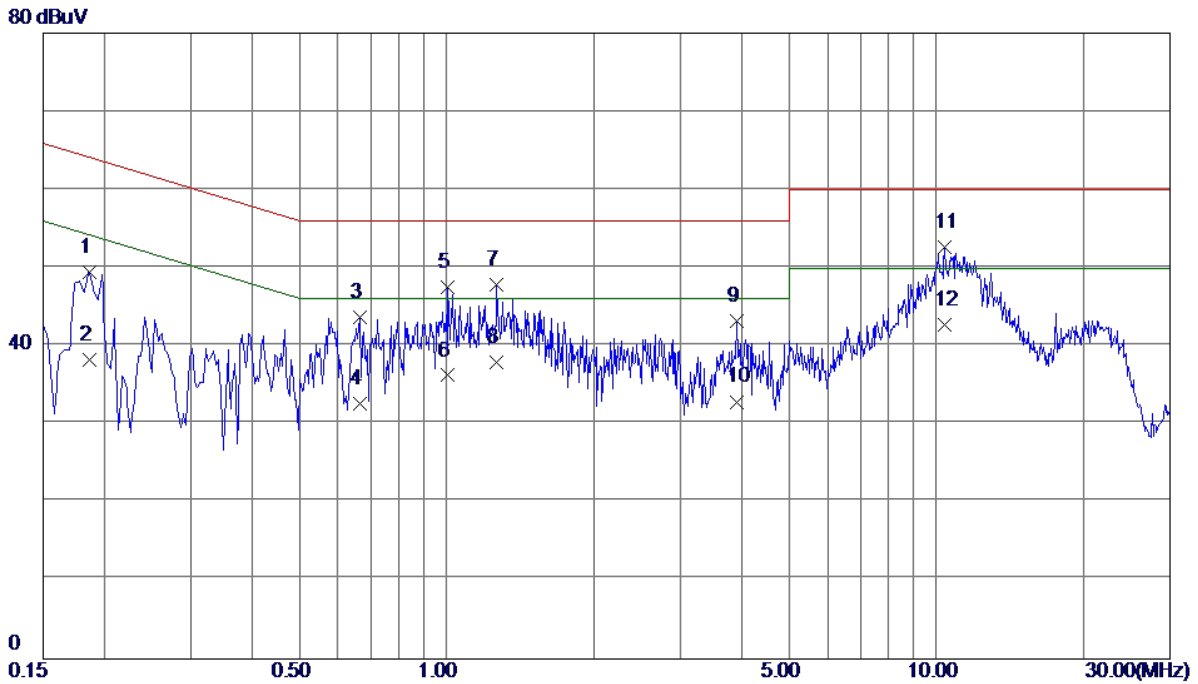
No.	Freq. MHz	Reading Level dBuV	Correct Factor dB	Measurement dBuV	Limit dBuV	Margin dB	Detector
1 *	0.1940	50.64	9.57	60.21	63.86	-3.65	QP
2	0.1940	36.20	9.57	45.77	53.86	-8.09	AVG
3	0.2580	44.53	9.57	54.10	61.50	-7.40	QP
4	0.2580	30.20	9.57	39.77	51.50	-11.73	AVG
5	0.9900	35.95	9.84	45.79	56.00	-10.21	QP
6	0.9900	25.30	9.84	35.14	46.00	-10.86	AVG
7	1.6260	35.46	9.98	45.44	56.00	-10.56	QP
8	1.6260	25.10	9.98	35.08	46.00	-10.92	AVG
9	10.3740	39.89	10.51	50.40	60.00	-9.60	QP
10	10.3740	28.60	10.51	39.11	50.00	-10.89	AVG
11	11.9220	41.00	10.57	51.57	60.00	-8.43	QP
12	11.9220	28.60	10.57	39.17	50.00	-10.83	AVG

EUT	Smart Phone	Model Name	CRO-L22
Temperature	24°C	Relative Humidity	60%
Test Voltage	AC 120V/60Hz	Phase	Neutral
Test Mode	Adapter+Idle+Playing+Speaker		
Note	Adapter:Phitek+USB Cable:Luxshare+Battery:SCUD		
Test Engineer	Kevin Li		



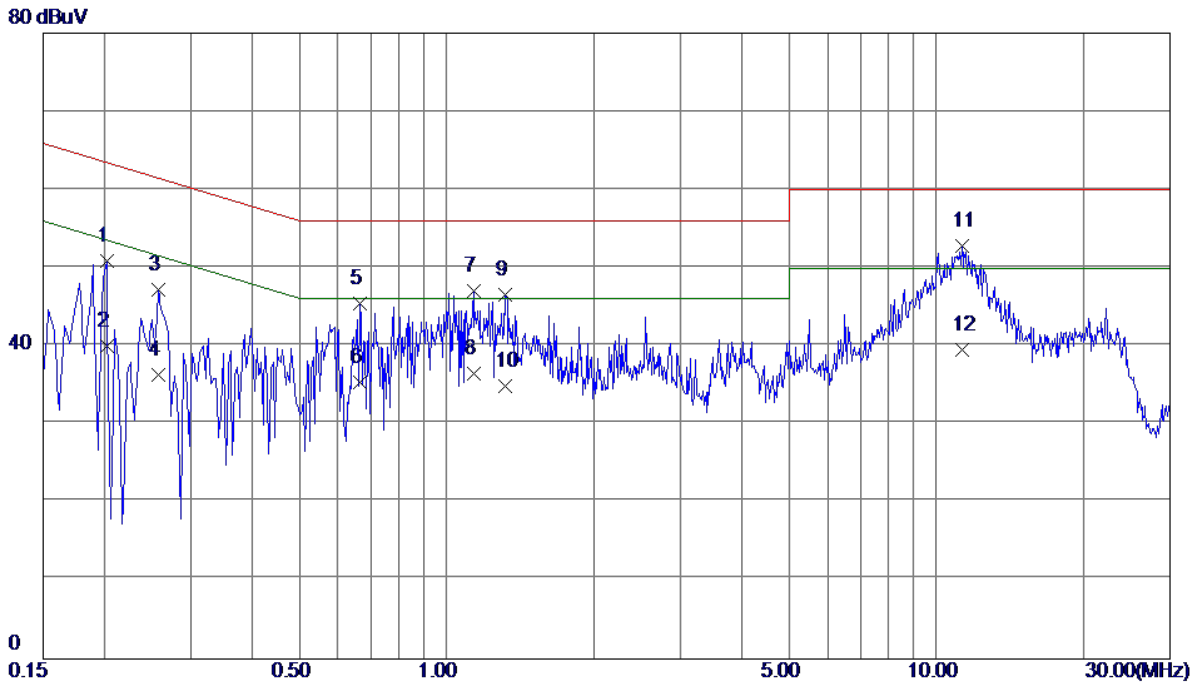
No.	Freq. MHz	Reading Level dBuV	Correct Factor dB	Measurement dBuV	Limit dBuV	Margin dB	Detector
1	0.1819	45.52	9.51	55.03	64.40	-9.37	QP
2	0.1819	32.60	9.51	42.11	54.40	-12.29	AVG
3	0.1980	44.22	9.56	53.78	63.69	-9.91	QP
4	0.1980	32.50	9.56	42.06	53.69	-11.63	AVG
5	0.2580	40.38	9.57	49.95	61.50	-11.55	QP
6	0.2580	30.80	9.57	40.37	51.50	-11.13	AVG
7	1.0020	35.92	9.74	45.66	56.00	-10.34	QP
8	1.0020	25.90	9.74	35.64	46.00	-10.36	AVG
9	1.2740	36.95	9.76	46.71	56.00	-9.29	QP
10	1.2740	25.60	9.76	35.36	46.00	-10.64	AVG
11 *	11.4860	42.01	10.62	52.63	60.00	-7.37	QP
12	11.4860	28.70	10.62	39.32	50.00	-10.68	AVG

EUT	Smart Phone	Model Name	CRO-L22
Temperature	24°C	Relative Humidity	60%
Test Voltage	AC 120V/60Hz	Phase	Line
Test Mode	Adapter+Traffic (GSM)+ Earphone		
Note	Adapter:Phitek+USB Cable:Luxshare+Battery:SCUD+Earphone:Lianchuang		
Test Engineer	Kevin Li		



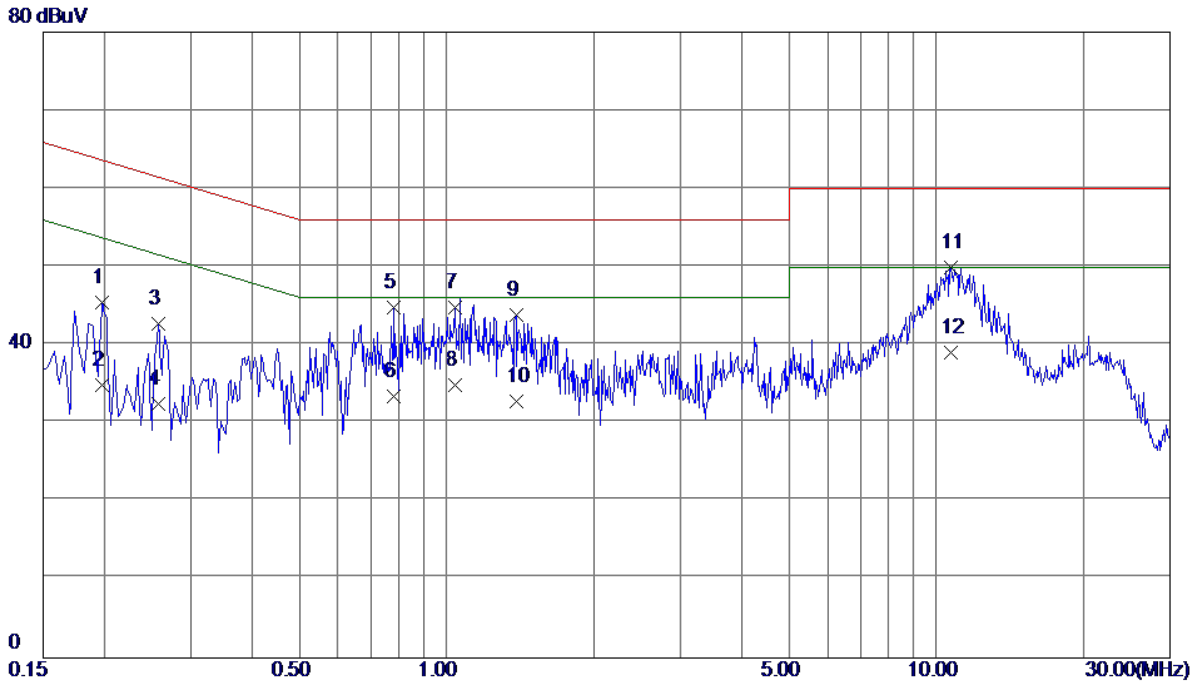
No.	Freq. MHz	Reading Level dBuV	Correct Factor dB	Measure ment dBuV	Limit dBuV	Margin dB	Detector
1	0.1860	39.89	9.57	49.46	64.21	-14.75	QP
2	0.1860	28.60	9.57	38.17	54.21	-16.04	AVG
3	0.6660	33.98	9.71	43.69	56.00	-12.31	QP
4	0.6660	22.90	9.71	32.61	46.00	-13.39	AVG
5	1.0060	37.62	9.84	47.46	56.00	-8.54	QP
6	1.0060	26.40	9.84	36.24	46.00	-9.76	AVG
7	1.2660	38.03	9.88	47.91	56.00	-8.09	QP
8	1.2660	28.10	9.88	37.98	46.00	-8.02	AVG
9	3.9220	32.86	10.38	43.24	56.00	-12.76	QP
10	3.9220	22.50	10.38	32.88	46.00	-13.12	AVG
11 *	10.3979	42.20	10.51	52.71	60.00	-7.29	QP
12	10.3979	32.20	10.51	42.71	50.00	-7.29	AVG

EUT	Smart Phone	Model Name	CRO-L22
Temperature	24°C	Relative Humidity	60%
Test Voltage	AC 120V/60Hz	Phase	Neutral
Test Mode	Adapter+Traffic (GSM)+ Earphone		
Note	Adapter:Phitek+USB Cable:Luxshare+Battery:SCUD+Earphone:Lianchuang		
Test Engineer	Kevin Li		



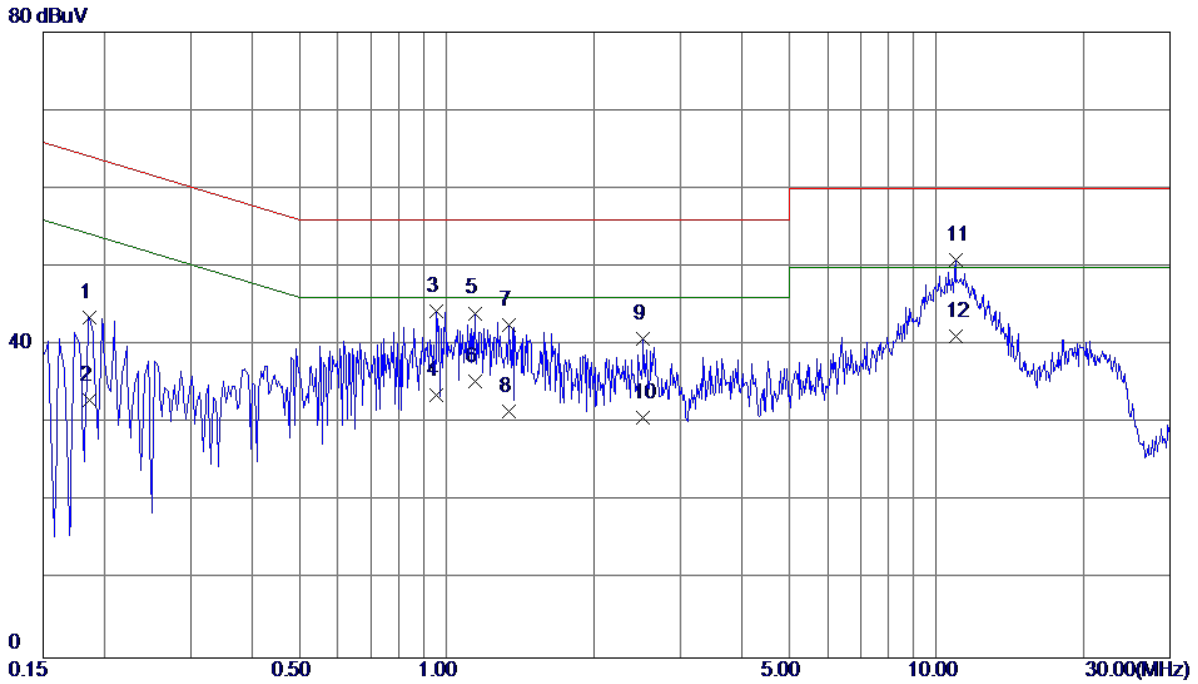
No.	Freq. MHz	Reading Level dBuV	Correct Factor dB	Measurement dBuV	Limit dBuV	Margin dB	Detector
1	0.2020	41.26	9.57	50.83	63.53	-12.70	QP
2	0.2020	30.50	9.57	40.07	53.53	-13.46	AVG
3	0.2580	37.61	9.57	47.18	61.50	-14.32	QP
4	0.2580	26.80	9.57	36.37	51.50	-15.13	AVG
5	0.6660	35.87	9.51	45.38	56.00	-10.62	QP
6	0.6660	25.90	9.51	35.41	46.00	-10.59	AVG
7	1.1340	37.28	9.75	47.03	56.00	-8.97	QP
8	1.1340	26.70	9.75	36.45	46.00	-9.55	AVG
9	1.3180	36.81	9.76	46.57	56.00	-9.43	QP
10	1.3180	25.10	9.76	34.86	46.00	-11.14	AVG
11 *	11.2580	42.22	10.62	52.84	60.00	-7.16	QP
12	11.2580	28.90	10.62	39.52	50.00	-10.48	AVG

EUT	Smart Phone	Model Name	CRO-L22
Temperature	24°C	Relative Humidity	60%
Test Voltage	AC 120V/60Hz	Phase	Line
Test Mode	Adapter+Traffic (WCDMA)		
Note	Adapter:Phitek+USB Cable:Luxshare+Battery:SCUD		
Test Engineer	Kevin Li		



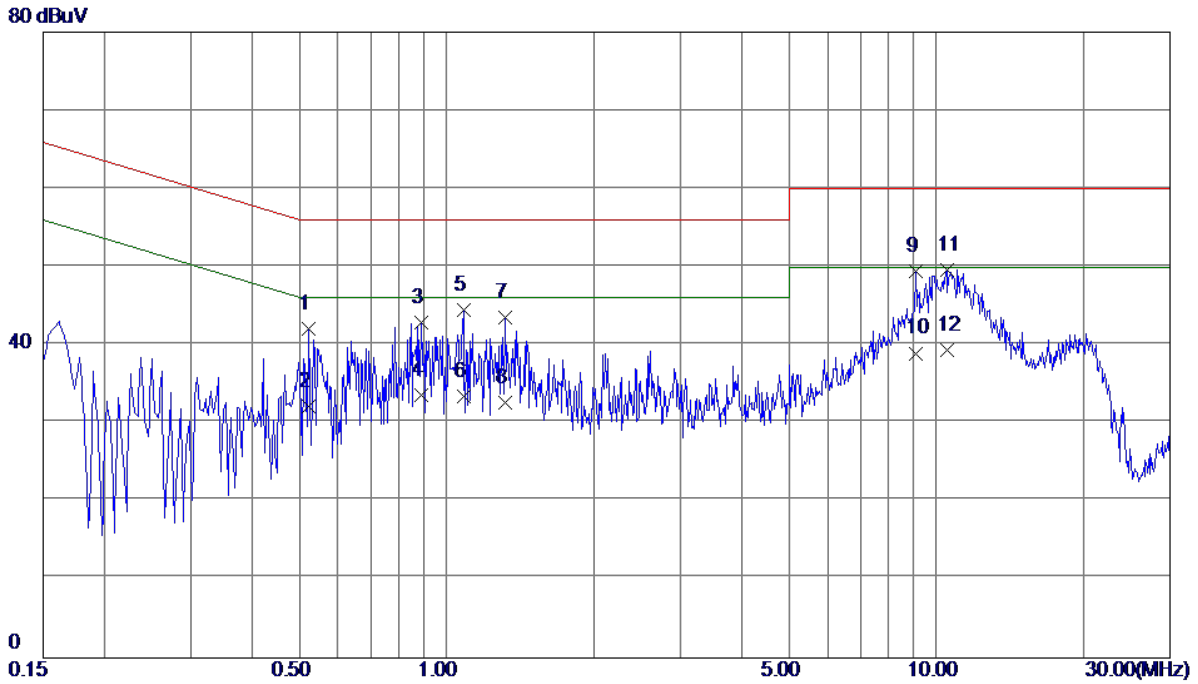
No.	Freq. MHz	Reading Level dBuV	Correct Factor dB	Measure ment dBuV	Limit dBuV	Margin dB	Detector
1	0.1980	35.80	9.57	45.37	63.69	-18.32	QP
2	0.1980	25.30	9.57	34.87	53.69	-18.82	AVG
3	0.2580	33.20	9.57	42.77	61.50	-18.73	QP
4	0.2580	22.90	9.57	32.47	51.50	-19.03	AVG
5	0.7820	34.96	9.80	44.76	56.00	-11.24	QP
6	0.7820	23.70	9.80	33.50	46.00	-12.50	AVG
7	1.0420	35.02	9.84	44.86	56.00	-11.14	QP
8	1.0420	25.10	9.84	34.94	46.00	-11.06	AVG
9	1.3860	33.93	9.93	43.86	56.00	-12.14	QP
10	1.3860	22.80	9.93	32.73	46.00	-13.27	AVG
11 *	10.7299	39.42	10.52	49.94	60.00	-10.06	QP
12	10.7299	28.50	10.52	39.02	50.00	-10.98	AVG

EUT	Smart Phone	Model Name	CRO-L22
Temperature	24°C	Relative Humidity	60%
Test Voltage	AC 120V/60Hz	Phase	Neutral
Test Mode	Adapter+Traffic (WCDMA)		
Note	Adapter:Phitek+USB Cable:Luxshare+Battery:SCUD		
Test Engineer	Kevin Li		



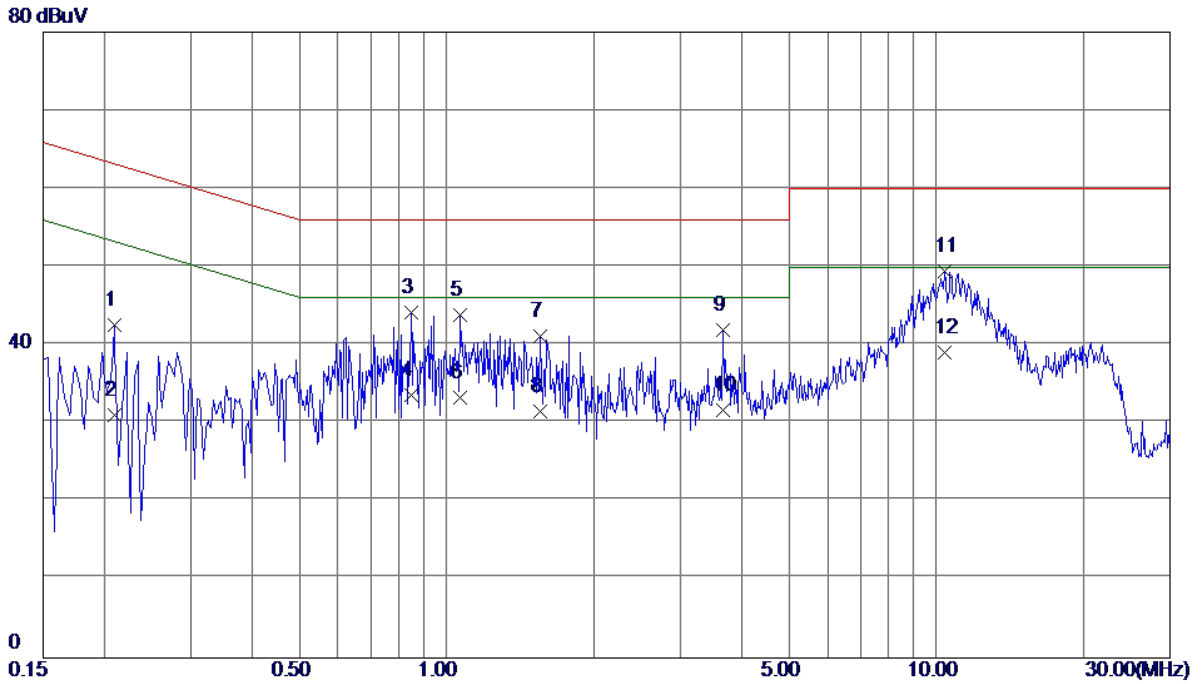
No.	Freq. MHz	Reading Level dBuV	Correct Factor dB	Measurement dBuV	Limit dBuV	Margin dB	Detector
1	0.1860	34.06	9.52	43.58	64.21	-20.63	QP
2	0.1860	23.50	9.52	33.02	54.21	-21.19	AVG
3	0.9540	34.57	9.74	44.31	56.00	-11.69	QP
4	0.9540	23.90	9.74	33.64	46.00	-12.36	AVG
5	1.1420	34.33	9.75	44.08	56.00	-11.92	QP
6	1.1420	25.60	9.75	35.35	46.00	-10.65	AVG
7	1.3380	32.81	9.76	42.57	56.00	-13.43	QP
8	1.3380	21.70	9.76	31.46	46.00	-14.54	AVG
9	2.5220	30.90	9.94	40.84	56.00	-15.16	QP
10	2.5220	20.80	9.94	30.74	46.00	-15.26	AVG
11	10.9620	40.21	10.61	50.82	60.00	-9.18	QP
12 *	10.9620	30.50	10.61	41.11	50.00	-8.89	AVG

EUT	Smart Phone	Model Name	CRO-L22
Temperature	24°C	Relative Humidity	60%
Test Voltage	AC 120V/60Hz	Phase	Line
Test Mode	Adapter+Traffic (LTE)		
Note	Adapter:Phitek+USB Cable:Luxshare+Battery:SCUD		
Test Engineer	Kevin Li		



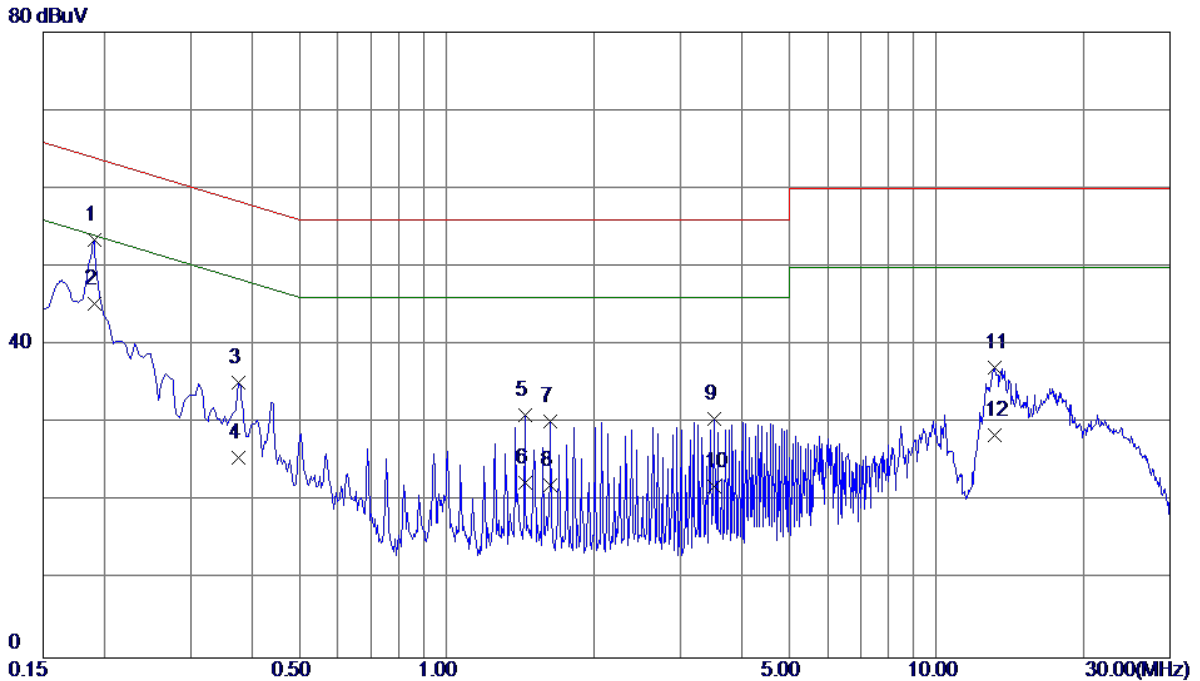
No.	Freq. MHz	Reading Level dBuV	Correct Factor dB	Measurement dBuV	Limit dBuV	Margin dB	Detector
1	0.5220	32.44	9.69	42.13	56.00	-13.87	QP
2	0.5220	22.50	9.69	32.19	46.00	-13.81	AVG
3	0.8860	33.01	9.83	42.84	56.00	-13.16	QP
4	0.8860	23.80	9.83	33.63	46.00	-12.37	AVG
5	1.0820	34.62	9.85	44.47	56.00	-11.53	QP
6	1.0820	23.65	9.85	33.50	46.00	-12.50	AVG
7	1.3140	33.57	9.90	43.47	56.00	-12.53	QP
8	1.3140	22.70	9.90	32.60	46.00	-13.40	AVG
9	9.0860	38.95	10.46	49.41	60.00	-10.59	QP
10	9.0860	28.50	10.46	38.96	50.00	-11.04	AVG
11 *	10.4980	39.09	10.51	49.60	60.00	-10.40	QP
12	10.4980	28.90	10.51	39.41	50.00	-10.59	AVG

EUT	Smart Phone	Model Name	CRO-L22
Temperature	24°C	Relative Humidity	60%
Test Voltage	AC 120V/60Hz	Phase	Neutral
Test Mode	Adapter+Traffic (LTE)		
Note	Adapter:Phitek+USB Cable:Luxshare+Battery:SCUD		
Test Engineer	Kevin Li		



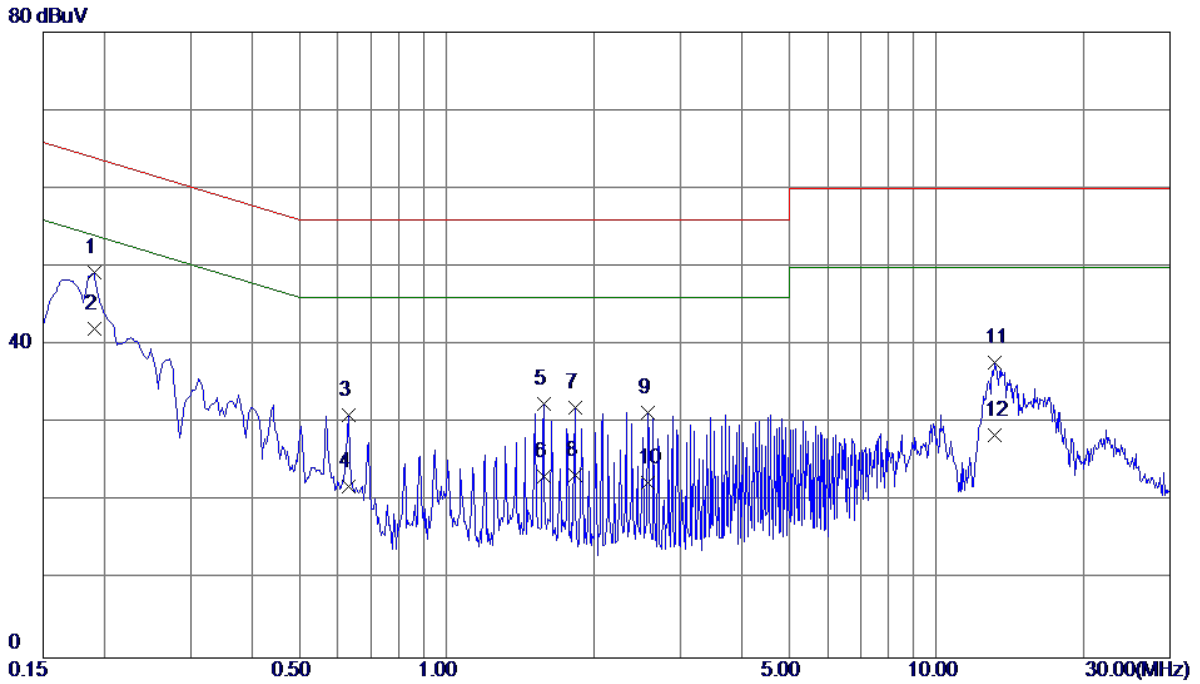
No.	Freq. MHz	Reading Level dBuV	Correct Factor dB	Measurement dBuV	Limit dBuV	Margin dB	Detector
1	0.2100	32.93	9.57	42.50	63.21	-20.71	QP
2	0.2100	21.50	9.57	31.07	53.21	-22.14	AVG
3	0.8460	34.48	9.67	44.15	56.00	-11.85	QP
4	0.8460	23.90	9.67	33.57	46.00	-12.43	AVG
5	1.0660	34.04	9.74	43.78	56.00	-12.22	QP
6	1.0660	23.50	9.74	33.24	46.00	-12.76	AVG
7	1.5540	31.39	9.78	41.17	56.00	-14.83	QP
8	1.5540	21.70	9.78	31.48	46.00	-14.52	AVG
9	3.6780	31.92	10.05	41.97	56.00	-14.03	QP
10	3.6780	21.60	10.05	31.65	46.00	-14.35	AVG
11 *	10.4060	38.78	10.60	49.38	60.00	-10.62	QP
12	10.4060	28.50	10.60	39.10	50.00	-10.90	AVG

EUT	Smart Phone	Model Name	CRO-L22
Temperature	25°C	Relative Humidity	53%
Test Voltage	AC 120V/60Hz	Phase	Line
Test Mode	USB copy(EUT with PC)+Idle+ Earphone		
Note	USB Cable:Luxshare+Battery:Sunwoda+Earphone:Lianchuang(Black)		
Test Engineer	Kevin Li		



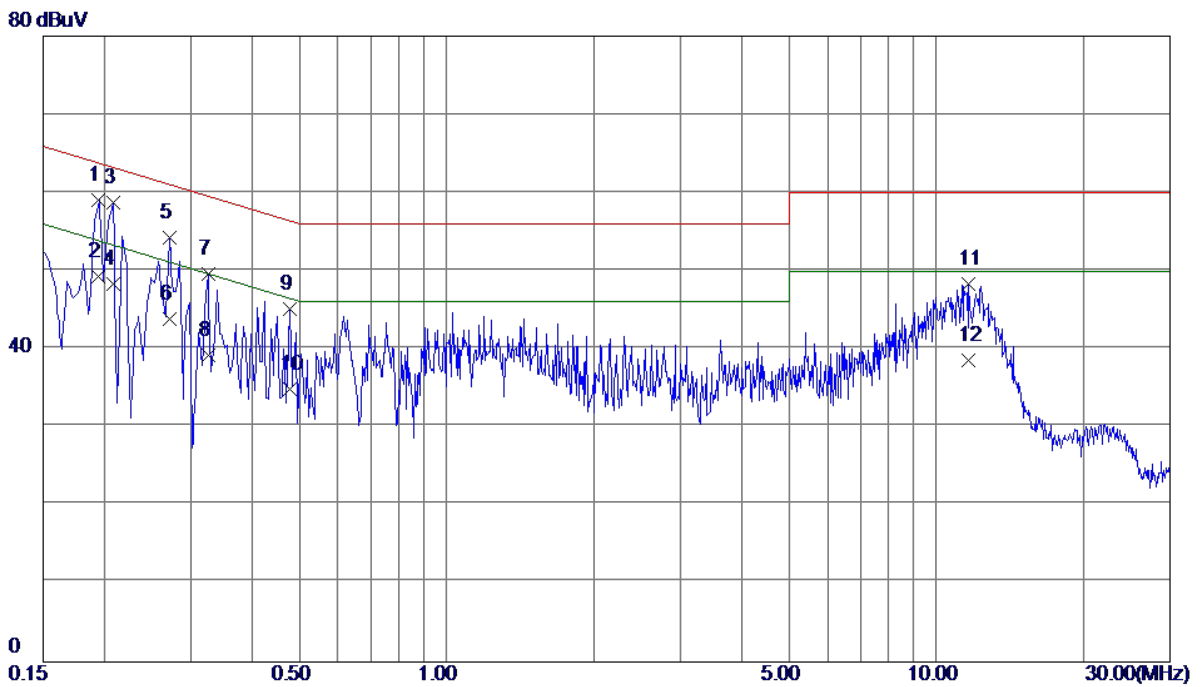
No.	Freq. MHz	Reading Level dBuV	Correct Factor dB	Measurement dBuV	Limit dBuV	Margin dB	Detector
1	0.1905	43.67	9.73	53.40	64.01	-10.61	QP
2 *	0.1905	35.60	9.73	45.33	54.01	-8.68	AVG
3	0.3750	25.38	9.75	35.13	58.39	-23.26	QP
4	0.3750	15.80	9.75	25.55	48.39	-22.84	AVG
5	1.4460	21.26	9.81	31.07	56.00	-24.93	QP
6	1.4460	12.60	9.81	22.41	46.00	-23.59	AVG
7	1.6305	20.45	9.81	30.26	56.00	-25.74	QP
8	1.6305	12.29	9.81	22.10	46.00	-23.90	AVG
9	3.5160	20.64	9.86	30.50	56.00	-25.50	QP
10	3.5160	12.10	9.86	21.96	46.00	-24.04	AVG
11	13.1955	26.93	10.18	37.11	60.00	-22.89	QP
12	13.1955	18.23	10.18	28.41	50.00	-21.59	AVG

EUT	Smart Phone	Model Name	CRO-L22
Temperature	25°C	Relative Humidity	53%
Test Voltage	AC 120V/60Hz	Phase	Neutral
Test Mode	USB copy(EUT with PC)+Idle+ Earphone		
Note	USB Cable:Luxshare+Battery:Sunwoda+Earphone:Lianchuang(Black)		
Test Engineer	Kevin Li		



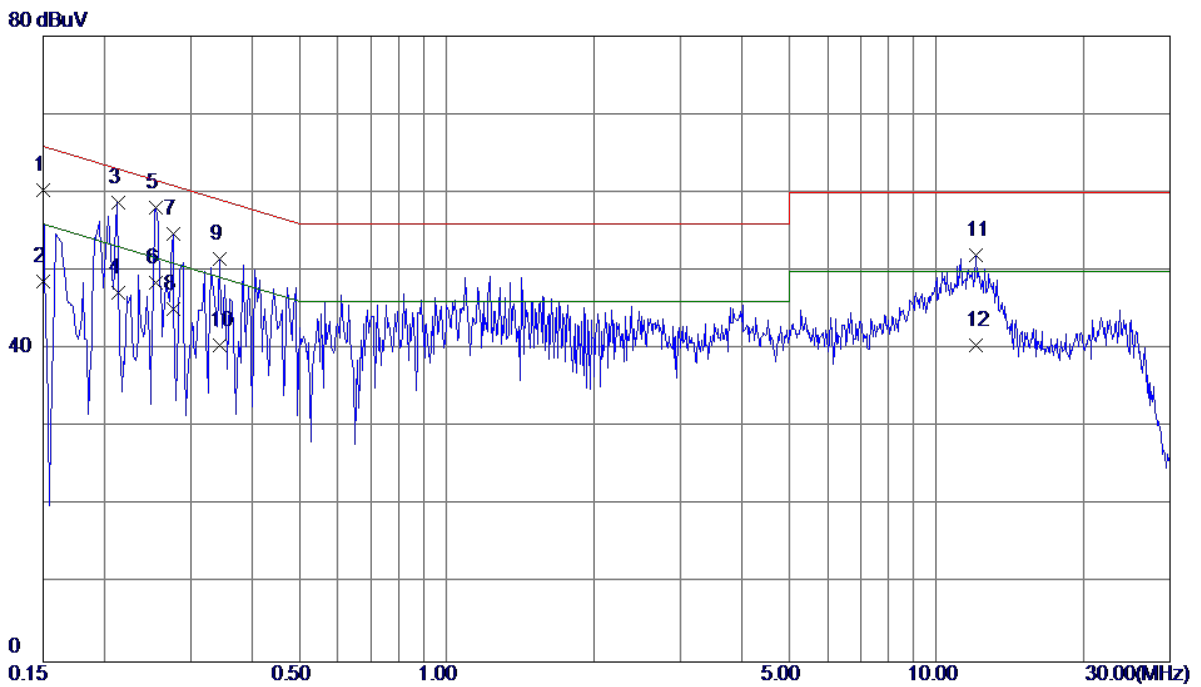
No.	Freq. MHz	Reading Level dBuV	Correct Factor dB	Measurement dBuV	Limit dBuV	Margin dB	Detector
1	0.1905	39.60	9.65	49.25	64.01	-14.76	QP
2 *	0.1905	32.50	9.65	42.15	54.01	-11.86	AVG
3	0.6315	21.37	9.66	31.03	56.00	-24.97	QP
4	0.6315	12.30	9.66	21.96	46.00	-24.04	AVG
5	1.5765	22.85	9.70	32.55	56.00	-23.45	QP
6	1.5765	13.49	9.70	23.19	46.00	-22.81	AVG
7	1.8285	22.26	9.72	31.98	56.00	-24.02	QP
8	1.8285	13.60	9.72	23.32	46.00	-22.68	AVG
9	2.5800	21.67	9.74	31.41	56.00	-24.59	QP
10	2.5800	12.60	9.74	22.34	46.00	-23.66	AVG
11	13.1775	27.59	10.18	37.77	60.00	-22.23	QP
12	13.1775	18.30	10.18	28.48	50.00	-21.52	AVG

EUT	Smart Phone	Model Name	CRO-L22
Temperature	25°C	Relative Humidity	53%
Test Voltage	AC 120V/60Hz	Phase	Line
Test Mode	Adapter+Idle+BT+WIFI+GPS+Camera on+Earphone		
Note	Adapter:Phitek+USB Cable:Luxshare+Battery:Sunwoda+Earphone:Lianchuang(Black)		
Test Engineer	Kevin Li		



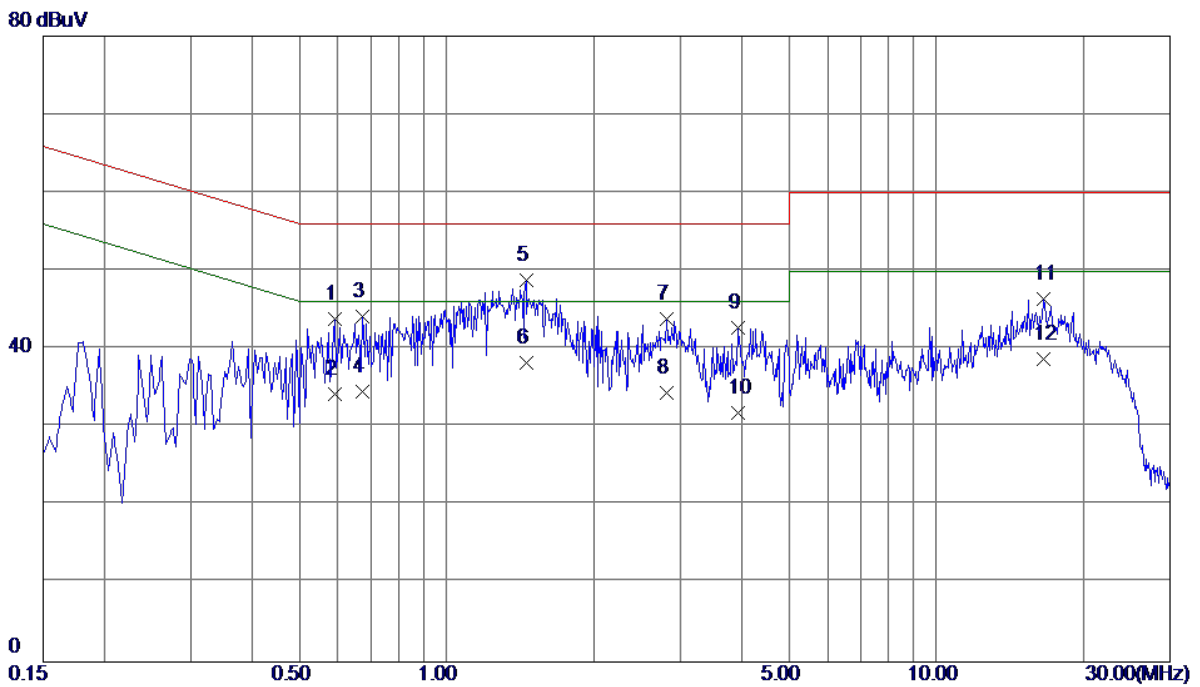
No.	Freq. MHz	Reading Level dBuV	Correct Factor dB	Measure ment dBuV	Limit dBuV	Margin dB	Detector
1	0.1949	49.26	9.73	58.99	63.83	-4.84	QP
2	0.1949	39.59	9.73	49.32	53.83	-4.51	AVG
3 *	0.2085	49.07	9.72	58.79	63.26	-4.47	QP
4	0.2085	38.60	9.72	48.32	53.26	-4.94	AVG
5	0.2714	44.50	9.72	54.22	61.07	-6.85	QP
6	0.2714	34.11	9.72	43.83	51.07	-7.24	AVG
7	0.3255	39.90	9.74	49.64	59.57	-9.93	QP
8	0.3255	29.44	9.74	39.18	49.57	-10.39	AVG
9	0.4785	35.34	9.76	45.10	56.37	-11.27	QP
10	0.4785	25.10	9.76	34.86	46.37	-11.51	AVG
11	11.6250	38.26	10.11	48.37	60.00	-11.63	QP
12	11.6250	28.41	10.11	38.52	50.00	-11.48	AVG

EUT	Smart Phone	Model Name	CRO-L22
Temperature	25°C	Relative Humidity	53%
Test Voltage	AC 120V/60Hz	Phase	Neutral
Test Mode	Adapter+Idle+BT+WIFI+GPS+Camera on+Earphone		
Note	Adapter:Phitek+USB Cable:Luxshare+Battery:Sunwoda+Earphone:Lianchuang(Black)		
Test Engineer	Kevin Li		



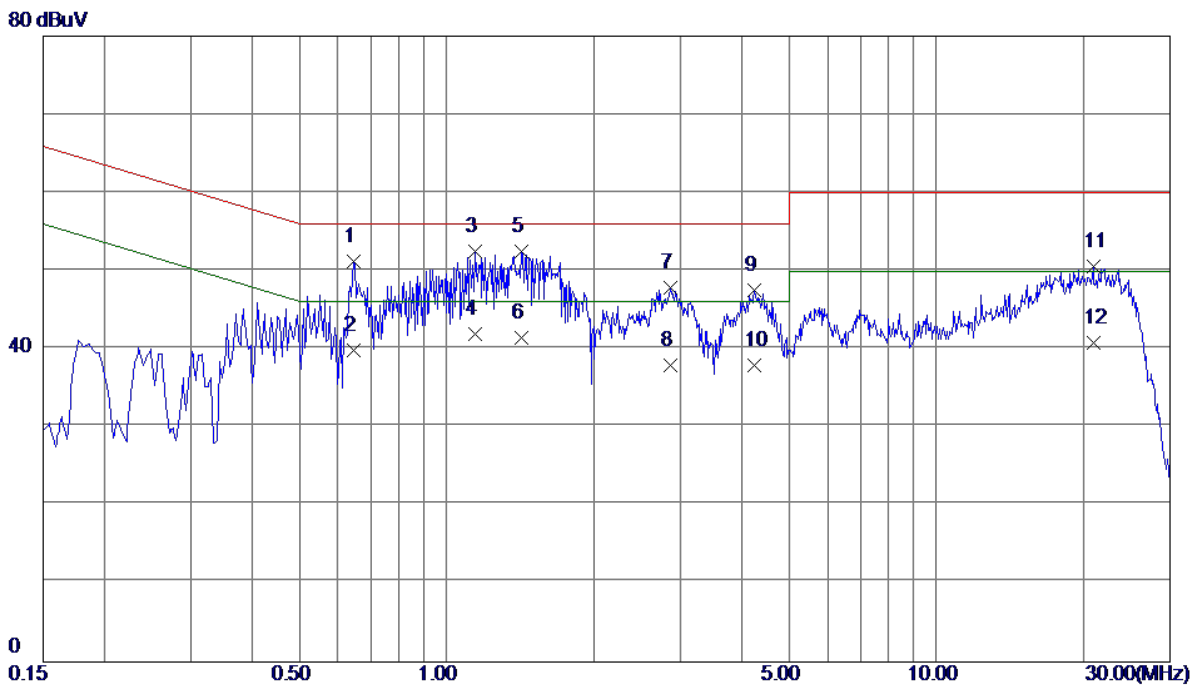
No.	Freq. MHz	Reading Level dBuV	Correct Factor dB	Measure ment dBuV	Limit dBuV	Margin dB	Detector
1	0.1500	50.68	9.64	60.32	66.00	-5.68	QP
2	0.1500	38.96	9.64	48.60	56.00	-7.40	AVG
3	0.2130	49.10	9.65	58.75	63.09	-4.34	QP
4	0.2130	37.59	9.65	47.24	53.09	-5.85	AVG
5	0.2545	48.47	9.64	58.11	61.61	-3.50	QP
6 *	0.2545	38.90	9.64	48.54	51.61	-3.07	AVG
7	0.2760	45.15	9.64	54.79	60.94	-6.15	QP
8	0.2760	35.50	9.64	45.14	50.94	-5.80	AVG
9	0.3435	41.82	9.66	51.48	59.12	-7.64	QP
10	0.3435	30.80	9.66	40.46	49.12	-8.66	AVG
11	12.0525	41.90	10.11	52.01	60.00	-7.99	QP
12	12.0525	30.40	10.11	40.51	50.00	-9.49	AVG

EUT	Smart Phone	Model Name	CRO-L22
Temperature	25°C	Relative Humidity	53%
Test Voltage	AC 120V/60Hz	Phase	Line
Test Mode	Adapter+Idle+BT+WIFI+GPS+Camera on+Earphone		
Note	Adapter:Huntkey+USB Cable:Luxshare+Battery:Sunwoda+Earphone:Lianchuang(Black)		
Test Engineer	Kevin Li		



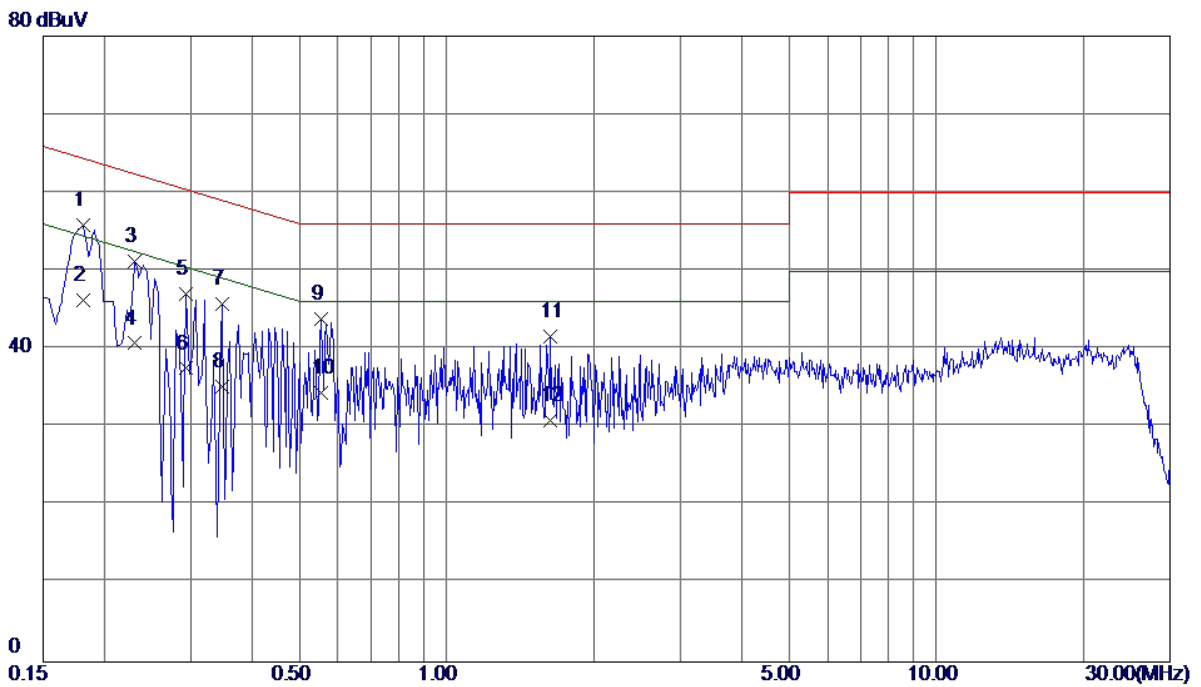
No.	Freq. MHz	Reading Level dBuV	Correct Factor dB	Measure ment dBuV	Limit dBuV	Margin dB	Detector
1	0.5910	34.02	9.76	43.78	56.00	-12.22	QP
2	0.5910	24.50	9.76	34.26	46.00	-11.74	AVG
3	0.6720	34.44	9.77	44.21	56.00	-11.79	QP
4	0.6720	24.80	9.77	34.57	46.00	-11.43	AVG
5 *	1.4550	38.97	9.81	48.78	56.00	-7.22	QP
6	1.4550	28.40	9.81	38.21	46.00	-7.79	AVG
7	2.8140	34.05	9.85	43.90	56.00	-12.10	QP
8	2.8140	24.60	9.85	34.45	46.00	-11.55	AVG
9	3.9255	32.86	9.86	42.72	56.00	-13.28	QP
10	3.9255	22.00	9.86	31.86	46.00	-14.14	AVG
11	16.5390	36.15	10.26	46.41	60.00	-13.59	QP
12	16.5390	28.40	10.26	38.66	50.00	-11.34	AVG

EUT	Smart Phone	Model Name	CRO-L22
Temperature	25°C	Relative Humidity	53%
Test Voltage	AC 120V/60Hz	Phase	Neutral
Test Mode	Adapter+Idle+BT+WIFI+GPS+Camera on+Earphone		
Note	Adapter:Huntkey+USB Cable:Luxshare+Battery:Sunwoda+Earphone:Lianchuang(Black)		
Test Engineer	Kevin Li		



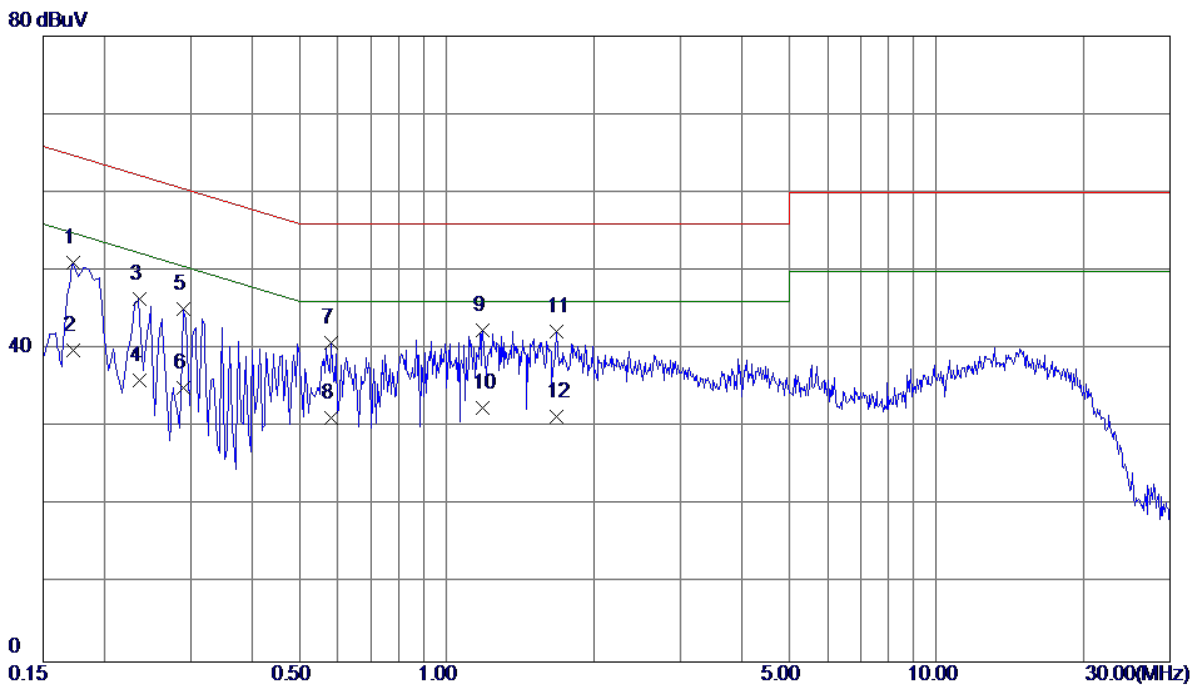
No.	Freq. MHz	Reading Level dBuV	Correct Factor dB	Measure ment dBuV	Limit dBuV	Margin dB	Detector
1	0.6450	41.59	9.66	51.25	56.00	-4.75	QP
2	0.6450	30.20	9.66	39.86	46.00	-6.14	AVG
3	1.1444	42.75	9.68	52.43	56.00	-3.57	QP
4	1.1444	32.19	9.68	41.87	46.00	-4.13	AVG
5 *	1.4190	42.79	9.69	52.48	56.00	-3.52	QP
6	1.4190	31.80	9.69	41.49	46.00	-4.51	AVG
7	2.8680	38.06	9.75	47.81	56.00	-8.19	QP
8	2.8680	28.11	9.75	37.86	46.00	-8.14	AVG
9	4.2540	37.69	9.80	47.49	56.00	-8.51	QP
10	4.2540	28.10	9.80	37.90	46.00	-8.10	AVG
11	20.8905	40.17	10.39	50.56	60.00	-9.44	QP
12	20.8905	30.40	10.39	40.79	50.00	-9.21	AVG

EUT	Smart Phone	Model Name	CRO-L22
Temperature	25°C	Relative Humidity	53%
Test Voltage	AC 120V/60Hz	Phase	Line
Test Mode	Adapter+Idle+BT+WIFI+GPS+Camera on+Earphone		
Note	Adapter:BYD+USB Cable:Luxshare+Battery:Sunwoda+Earphone:Goer(Black)		
Test Engineer	Kevin Li		



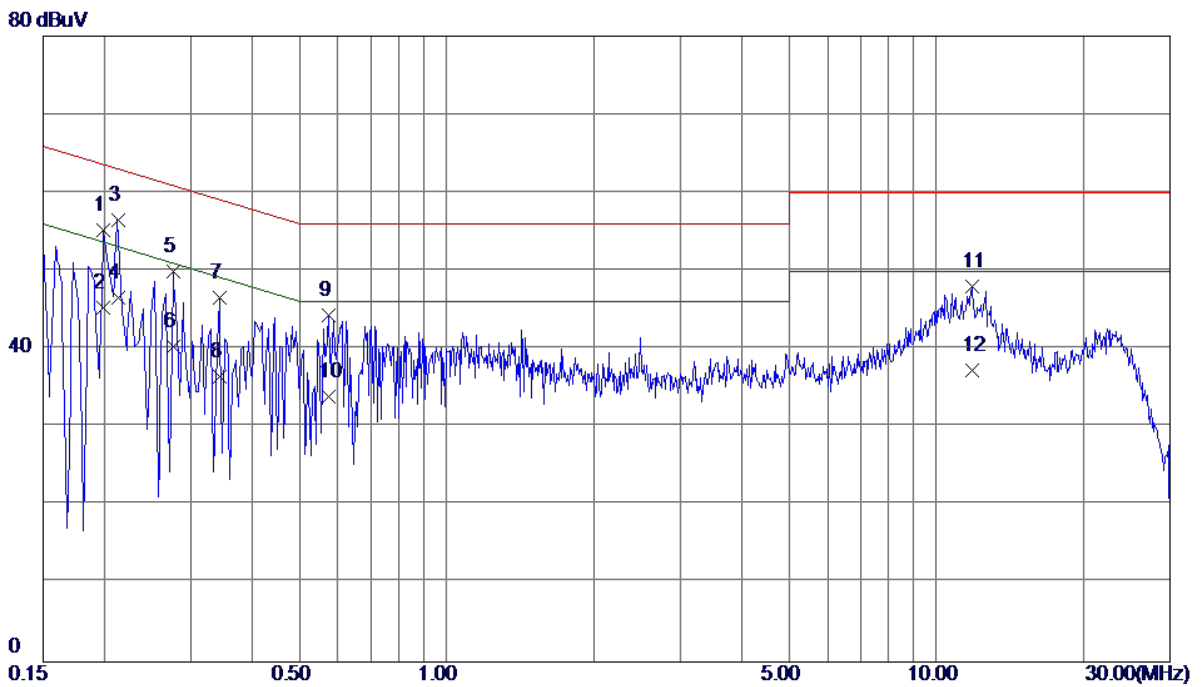
No.	Freq. MHz	Reading Level dBuV	Correct Factor dB	Measure ment dBuV	Limit dBuV	Margin dB	Detector
1	0.1815	46.07	9.73	55.80	64.42	-8.62	QP
2 *	0.1815	36.50	9.73	46.23	54.42	-8.19	AVG
3	0.2310	41.47	9.72	51.19	62.41	-11.22	QP
4	0.2310	31.00	9.72	40.72	52.41	-11.69	AVG
5	0.2940	37.28	9.72	47.00	60.41	-13.41	QP
6	0.2940	27.80	9.72	37.52	50.41	-12.89	AVG
7	0.3480	35.98	9.75	45.73	59.01	-13.28	QP
8	0.3480	25.40	9.75	35.15	49.01	-13.86	AVG
9	0.5550	34.06	9.76	43.82	56.00	-12.18	QP
10	0.5550	24.60	9.76	34.36	46.00	-11.64	AVG
11	1.6305	31.73	9.81	41.54	56.00	-14.46	QP
12	1.6305	21.09	9.81	30.90	46.00	-15.10	AVG

EUT	Smart Phone	Model Name	CRO-L22
Temperature	25°C	Relative Humidity	53%
Test Voltage	AC 120V/60Hz	Phase	Neutral
Test Mode	Adapter+Idle+BT+WIFI+GPS+Camera on+Earphone		
Note	Adapter:BYD+USB Cable:Luxshare+Battery:Sunwoda+Earphone:Goer(Black)		
Test Engineer	Kevin Li		



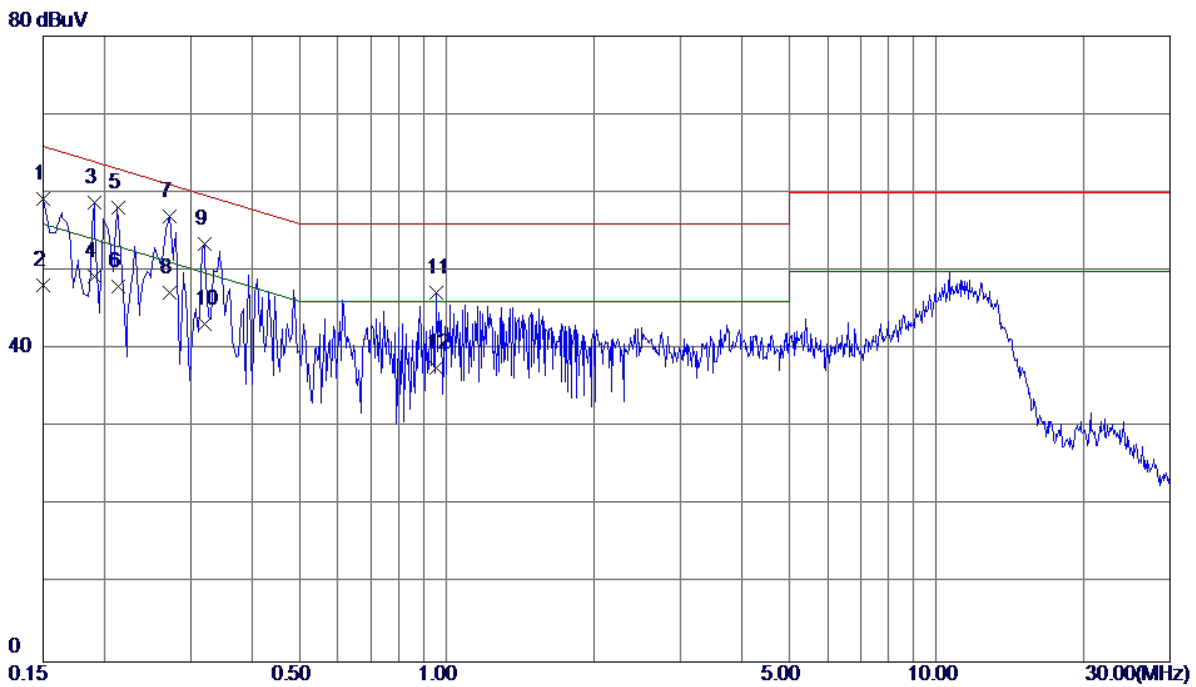
No.	Freq. MHz	Reading Level dBuV	Correct Factor dB	Measure ment dBuV	Limit dBuV	Margin dB	Detector
1	0.1725	41.40	9.64	51.04	64.84	-13.80	QP
2	0.1725	30.20	9.64	39.84	54.84	-15.00	AVG
3	0.2355	36.81	9.64	46.45	62.25	-15.80	QP
4	0.2355	26.40	9.64	36.04	52.25	-16.21	AVG
5	0.2895	35.55	9.64	45.19	60.54	-15.35	QP
6	0.2895	25.40	9.64	35.04	50.54	-15.50	AVG
7	0.5820	31.14	9.66	40.80	56.00	-15.20	QP
8	0.5820	21.60	9.66	31.26	46.00	-14.74	AVG
9	1.1849	32.66	9.67	42.33	56.00	-13.67	QP
10 *	1.1849	22.80	9.67	32.47	46.00	-13.53	AVG
11	1.6755	32.50	9.70	42.20	56.00	-13.80	QP
12	1.6755	21.60	9.70	31.30	46.00	-14.70	AVG

EUT	Smart Phone	Model Name	CRO-L22
Temperature	25°C	Relative Humidity	53%
Test Voltage	AC 120V/60Hz	Phase	Line
Test Mode	Adapter+Idle+BT+WIFI+GPS+Camera on+Earphone		
Note	Adapter:Phitek+USB Cable:Luxshare+Battery:Sunwoda+Earphone:Goer(White)		
Test Engineer	Kevin Li		



No.	Freq. MHz	Reading Level dBuV	Correct Factor dB	Measure ment dBuV	Limit dBuV	Margin dB	Detector
1	0.1995	45.55	9.72	55.27	63.63	-8.36	QP
2	0.1995	35.60	9.72	45.32	53.63	-8.31	AVG
3	0.2130	46.73	9.72	56.45	63.09	-6.64	QP
4 *	0.2130	36.90	9.72	46.62	53.09	-6.47	AVG
5	0.2760	40.24	9.72	49.96	60.94	-10.98	QP
6	0.2760	30.58	9.72	40.30	50.94	-10.64	AVG
7	0.3435	36.76	9.75	46.51	59.12	-12.61	QP
8	0.3435	26.80	9.75	36.55	49.12	-12.57	AVG
9	0.5730	34.59	9.76	44.35	56.00	-11.65	QP
10	0.5730	24.10	9.76	33.86	46.00	-12.14	AVG
11	11.8590	37.87	10.12	47.99	60.00	-12.01	QP
12	11.8590	27.20	10.12	37.32	50.00	-12.68	AVG

EUT	Smart Phone	Model Name	CRO-L22
Temperature	25°C	Relative Humidity	53%
Test Voltage	AC 120V/60Hz	Phase	Neutral
Test Mode	Adapter+Idle+BT+WIFI+GPS+Camera on+Earphone		
Note	Adapter:Phitek+USB Cable:Luxshare+Battery:Sunwoda+Earphone:Goer(White)		
Test Engineer	Kevin Li		



No.	Freq. MHz	Reading Level dBuV	Correct Factor dB	Measure ment dBuV	Limit dBuV	Margin dB	Detector
1	0.1500	49.51	9.64	59.15	66.00	-6.85	QP
2	0.1500	38.50	9.64	48.14	56.00	-7.86	AVG
3	0.1905	49.01	9.65	58.66	64.01	-5.35	QP
4	0.1905	39.60	9.65	49.25	54.01	-4.76	AVG
5	0.2130	48.37	9.65	58.02	63.09	-5.07	QP
6	0.2130	38.39	9.65	48.04	53.09	-5.05	AVG
7	0.2714	47.29	9.64	56.93	61.07	-4.14	QP
8 *	0.2714	37.60	9.64	47.24	51.07	-3.83	AVG
9	0.3209	43.73	9.65	53.38	59.68	-6.30	QP
10	0.3209	33.50	9.65	43.15	49.68	-6.53	AVG
11	0.9510	37.58	9.68	47.26	56.00	-8.74	QP
12	0.9510	27.90	9.68	37.58	46.00	-8.42	AVG

4.2 RADIATED EMISSION MEASUREMENT

4.2.1 LIMITS OF RADIATED EMISSION MEASUREMENT

Below 1 GHz

Measurement Method and Applied Limits:

ANSI C63.4:

Frequency (MHz)	Class A (at 10m)		Class B (at 3m)	
	(uV/m) Field strength	(dBuV/m) Field strength	(uV/m) Field strength	(dBuV/m) Field strength
30 - 88	90	39	100	40
88 - 216	150	43.5	150	43.5
216 - 960	210	46.4	200	46
Above 960	300	49.5	500	54

Above 1 GHz

Measurement Method and Applied Limits:

ANSI C63.4:

Frequency (MHz)	Class A				Class B	
	(dBuV/m) (at 3m)		(dBuV/m) (at 10m)		(dBuV/m) (at 3m)	
	Peak	Average	Peak	Average	Peak	Average
Above 1000	80	60	69.5	49.5	74	54

FREQUENCY RANGE OF RADIATED MEASUREMENT (FOR UNINTENTIONAL RADIATORS)

Highest frequency generated or Upper frequency of measurement used in the device or on which the device operates or tunes (MHz)	Range (MHz)
Below 1.705	30
1.705 - 108	1000
108 - 500	2000
500 - 1000	5000
Above 1000	5 th harmonic of the highest frequency or 40 GHz, whichever is lower

NOTE:

- (1) The limit for radiated test was performed according to as following:
FCC Part 15, Subpart B
- (2) The tighter limit applies at the band edges.
- (3) Emission level (dBuV/m) = 20log Emission level (uV/m).
3m Emission level = 10m Emission level + 20log(10m/3m).
- (4) The test result calculated as following:
Measurement Value = Reading Level + Correct Factor
Correct Factor = Antenna Factor + Cable Loss - Amplifier Gain(if use)
Margin Level = Measurement Value - Limit Value

4.2.2 MEASUREMENT INSTRUMENTS LIST

Item	Kind of Equipment	Manufacturer	Type No.	Serial No.	Calibrated until
1	Antenna	ETS	3142B	26419	Mar. 26, 2018
2	Amplifier	SONOMA	310N	186128	Feb. 22, 2018
3	EMI Test Receiver	R&S	ESCI	100895	Mar. 26, 2018
4	Cable	emci	LMR-400(30MHz-1GHz)(7m+7m)	N/A	Jun. 27, 2017
5	Controller	ETS-Lindgren	2090	N/A	N/A
6	Measurement Software	Farad	EZ-EMC Ver.NB-03A 1-01	N/A	N/A
7	Antenna	ETS	3142B	26419	Mar. 26, 2018
8	Antenna	Schwarbeck	VULB9160	9160-3232	Mar. 26, 2018
9	Amplifier	HP	8447D	2944A09673	Oct. 20, 2017
10	Receiver	Agilent	N9038A	MY52130039	Sep. 04, 2017
11	Cable	emci	LMR-400(30MHz-1GHz)(8m+5m)	N/A	Jun. 27, 2017
12	Controller	CT	SC100	N/A	N/A
13	Controller	MF	MF-7802	MF780208416	N/A
14	Measurement Software	Farad	EZ-EMC Ver.NB-03A 1-01	N/A	N/A

Remark: "N/A" denotes no model name, serial no. or calibration specified.
All calibration period of equipment list is one year.

4.2.3 TEST PROCEDURE

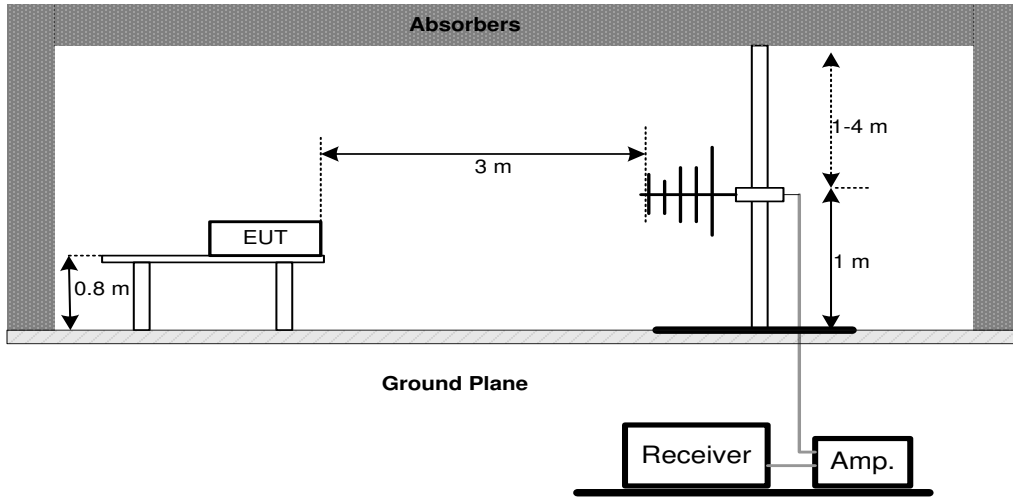
- a. The measuring distance of 3 m shall be used for measurements. The EUT was placed on the top of a rotating table 0.8 meter above the ground at a 3 meter semi-anechoic chamber. The table was rotated 360 degrees to determine the position of the highest radiation.(below 1GHz)
- b. The measuring distance of 3 m shall be used for measurements. The EUT was placed on the top of a rotating table 0.8 meter above the ground at a 3 meter semi-anechoic chamber. The table was rotated 360 degrees to determine the position of the highest radiation.(above 1GHz)
- c. The height of the equipment or of the substitution antenna shall be 0.8 m, the height of the test antenna shall vary between 1 m to 4 m. Both horizontal and vertical polarizations of the antenna are set to make the measurement.
- d. For each suspected emission, the EUT was arranged to its worst case and then the antenna was tuned to heights find the maximum reading (used Bore sight function).
- e. The receiver system was set to peak and average detect function and specified bandwidth with maximum hold mode when the test frequency is above 1GHz.
- f. The initial step in collecting radiated emission data is a receiver peak detector mode pre-scanning the measurement frequency range. Significant peaks are then marked and then Quasi Peak detector mode re-measured.
- g. All readings are Peak unless otherwise stated QP in column of Note. Peak denotes that the Peak reading compliance with the QP Limits and then QP Mode measurement didn't perform. (below 1GHz)
- h. All readings are Peak Mode value unless otherwise stated AVG in column of Note. If the Peak Mode Measured value compliance with the Peak Limits and lower than AVG Limits, the EUT shall be deemed to meet both Peak & AVG Limits and then only Peak Mode was measured, but AVG Mode didn't perform. (above 1GHz)
- i. For the actual test configuration, please refer to the related Item - Block Diagram of system tested (please refer to 3.3).

4.2.4 DEVIATION FROM TEST STANDARD

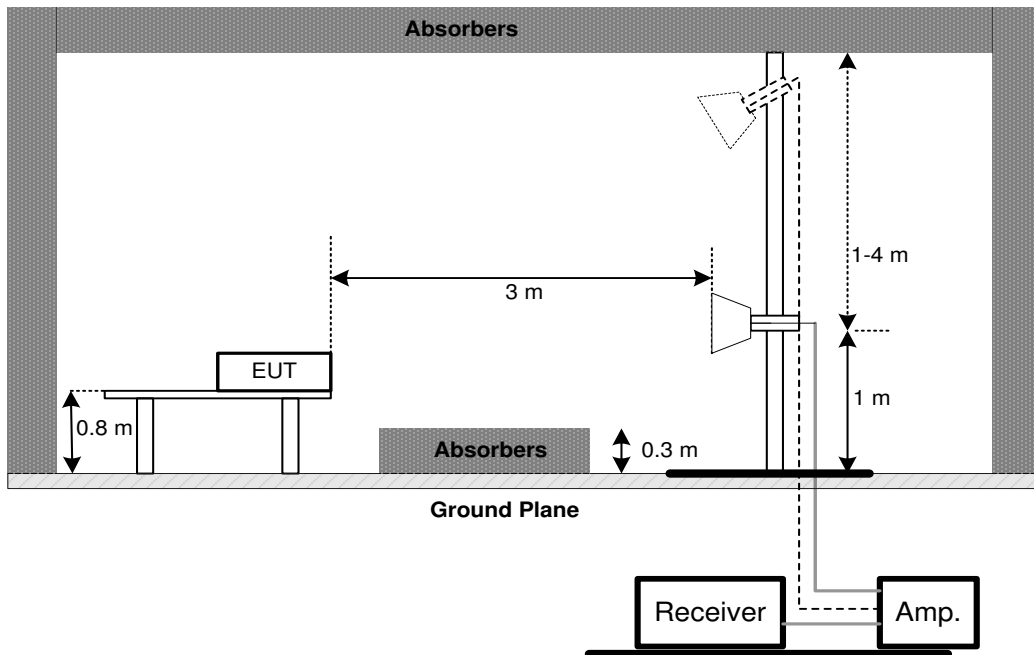
No deviation

4.2.5 TEST SETUP

(A) Radiated Emission Test Set-Up Frequency Below 1 GHz



(B) Radiated Emission Test Set-Up Frequency 1 GHz

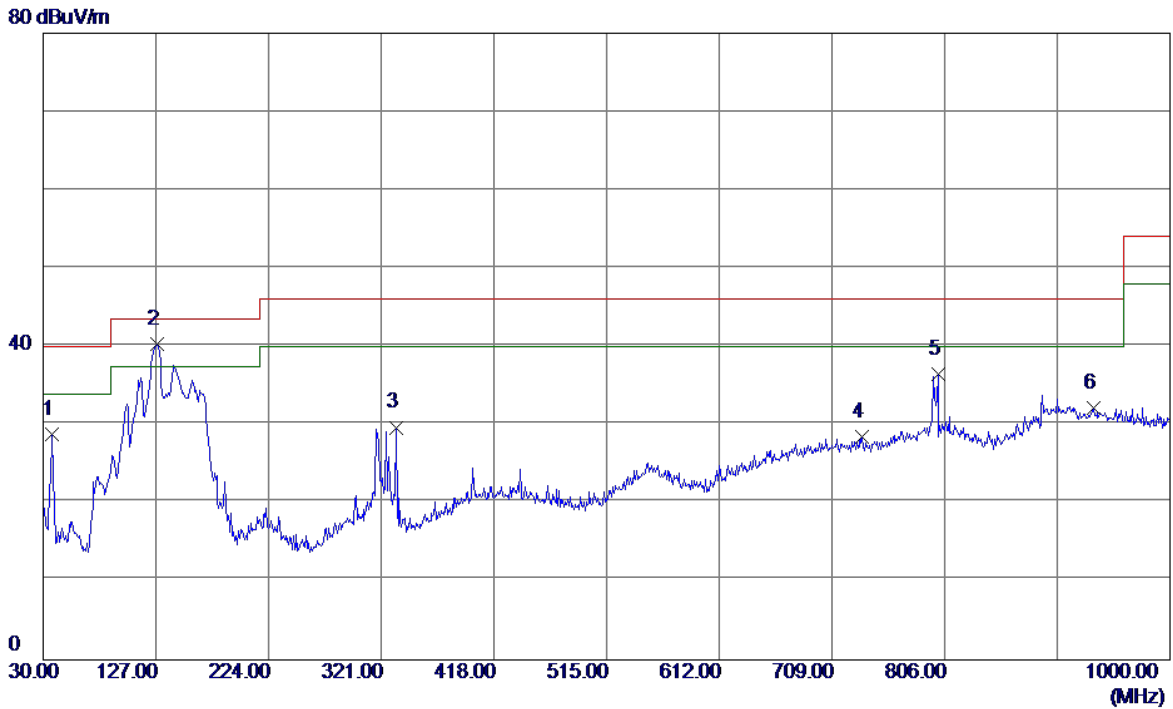


4.2.6 TEST RESULTS-BELOW 1GHZ

Remark :

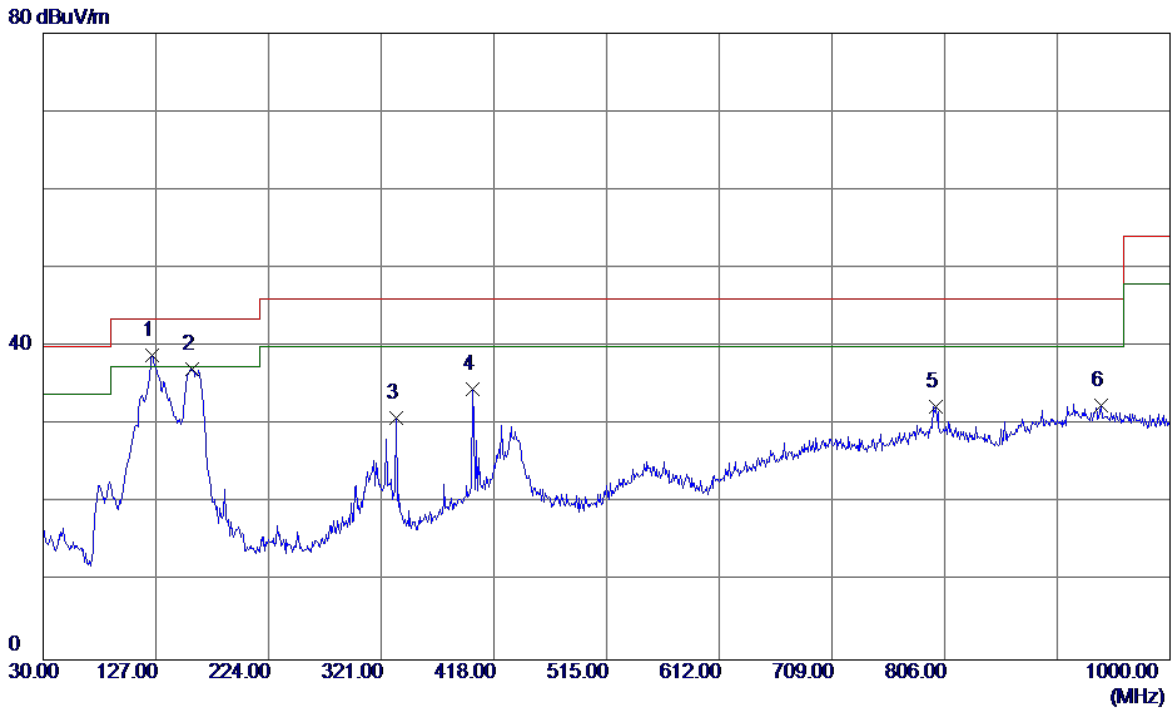
- (1) All readings are Peak unless otherwise stated QP in column of 『Note』 . Peak denotes that the Peak reading compliance with the QP Limits and then QP Mode measurement didn't perform ◦
- (2) Measuring frequency range from 30MHz to 1000MHz ◦
- (3) If the peak scan value lower limit more than 20dB, then this signal data does not show in table ◦

EUT	Smart Phone	Model Name	CRO-L22
Temperature	25°C	Relative Humidity	60%
Test Voltage	AC 120V/60Hz	Polarization	Vertical
Test Mode	USB copy(EUT with PC)+Idle+ Earphone		
Note	USB Cable:Luxshare+Battery:SCUD+Earphone:Lianchuang		
Test Engineer	Kevin Li		



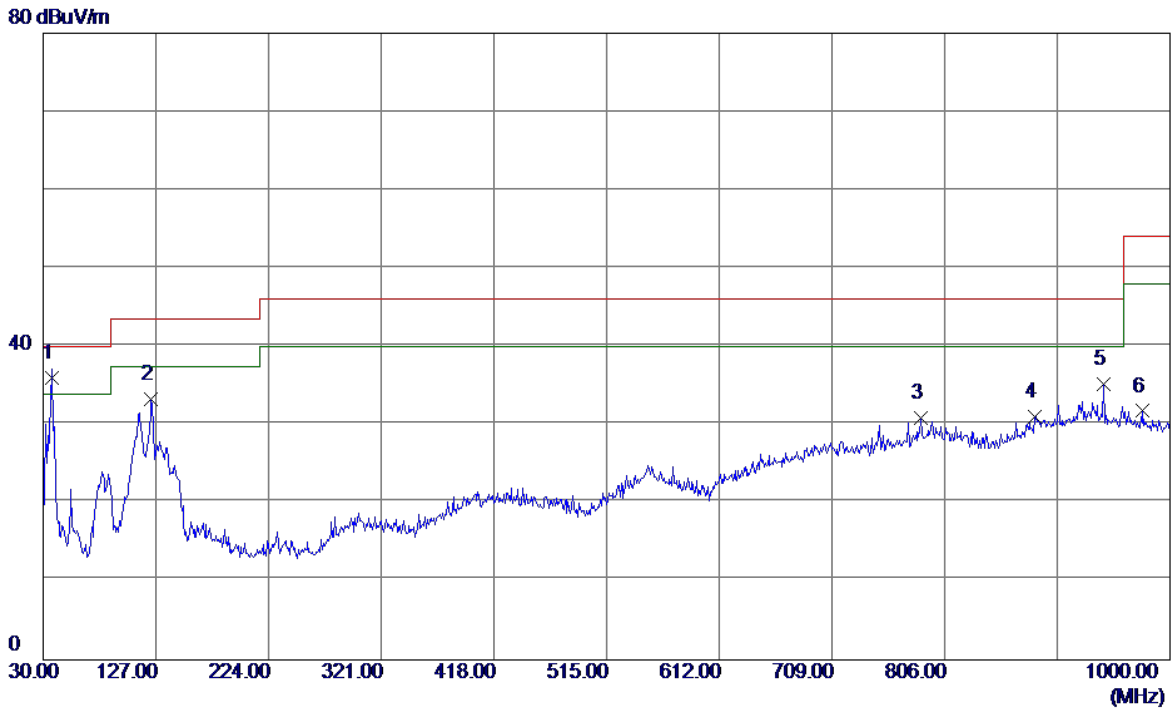
No.	Freq. MHz	Reading Level dBuV/m	Correct Factor dB	Measure ment dBuV/m	Limit dBuV/m	Margin dB	Detector
1	37.7599	42.95	-14.09	28.86	40.00	-11.14	QP
2 *	127.9700	52.93	-12.58	40.35	43.50	-3.15	QP
3	333.6099	40.55	-10.87	29.68	46.00	-16.32	QP
4	735.1900	30.47	-2.01	28.46	46.00	-17.54	QP
5	800.1800	36.22	0.25	36.47	46.00	-9.53	QP
6	934.0400	29.69	2.50	32.19	46.00	-13.81	QP

EUT	Smart Phone	Model Name	CRO-L22
Temperature	25°C	Relative Humidity	60%
Test Voltage	AC 120V/60Hz	Polarization	Horizontal
Test Mode	USB copy(EUT with PC)+Idle+ Earphone		
Note	USB Cable:Luxshare+Battery:SCUD+Earphone:Lianchuang		
Test Engineer	Kevin Li		



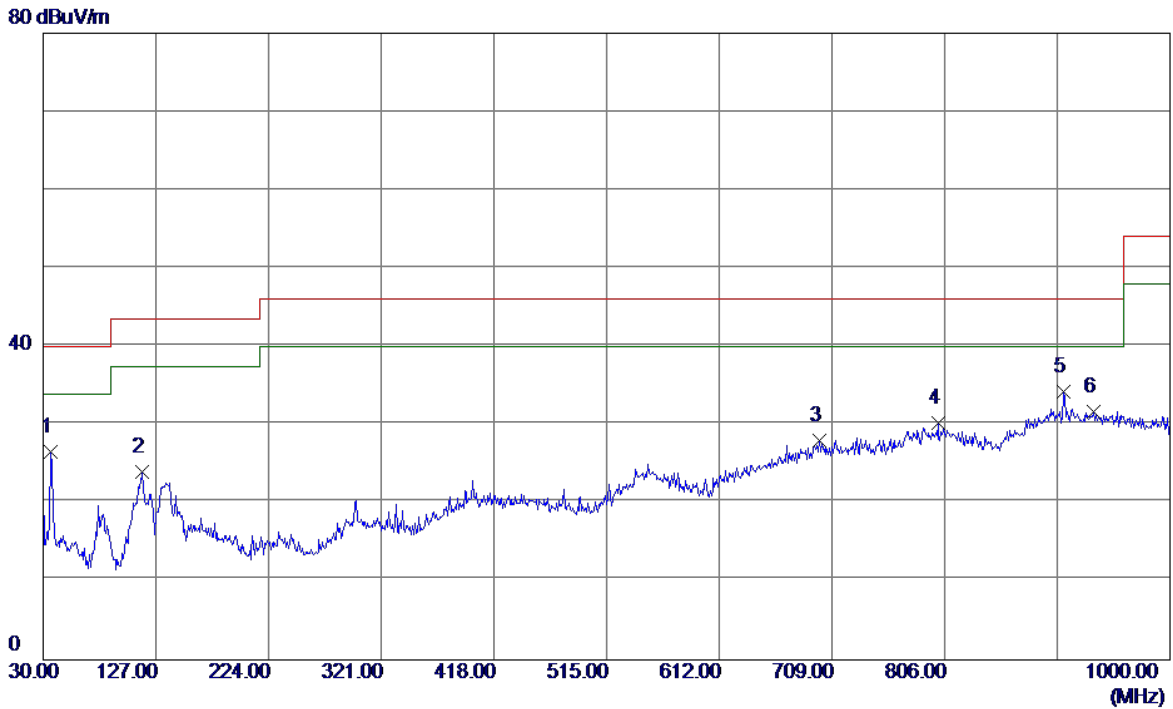
No.	Freq. MHz	Reading Level dBuV/m	Correct Factor dB	Measure ment dBuV/m	Limit dBuV/m	Margin dB	Detector
1 *	124.0900	51.83	-13.01	38.82	43.50	-4.68	QP
2	158.0399	49.43	-12.30	37.13	43.50	-6.37	QP
3	333.6099	41.82	-10.87	30.95	46.00	-15.05	QP
4	399.5700	42.38	-7.81	34.57	46.00	-11.43	QP
5	798.2400	32.16	0.18	32.34	46.00	-13.66	QP
6	940.8300	30.04	2.48	32.52	46.00	-13.48	QP

EUT	Smart Phone	Model Name	CRO-L22
Temperature	25°C	Relative Humidity	60%
Test Voltage	AC 120V/60Hz	Polarization	Vertical
Test Mode	USB copy(EUT with PC)+Idle+ Earphone		
Note	USB Cable:Foxconn+Battery:DESAY+Earphone:QUANCHENG		
Test Engineer	Kevin Li		



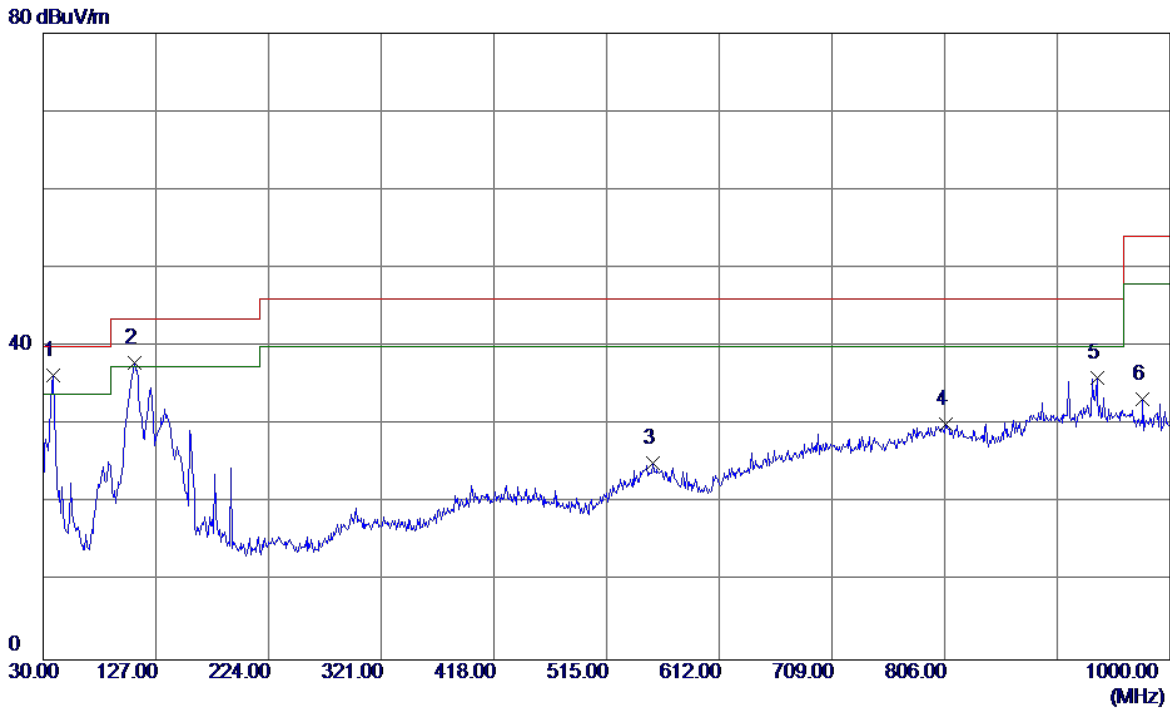
No.	Freq. MHz	Reading Level dBuV/m	Correct Factor dB	Measure ment dBuV/m	Limit dBuV/m	Margin dB	Detector
1 *	37.7599	50.15	-14.09	36.06	40.00	-3.94	QP
2	123.1200	46.46	-13.11	33.35	43.50	-10.15	QP
3	785.6300	31.23	-0.38	30.85	46.00	-15.15	QP
4	883.6000	29.70	1.36	31.06	46.00	-14.94	QP
5	942.7700	32.73	2.47	35.20	46.00	-10.80	QP
6	976.7200	29.69	2.07	31.76	54.00	-22.24	QP

EUT	Smart Phone	Model Name	CRO-L22
Temperature	25°C	Relative Humidity	60%
Test Voltage	AC 120V/60Hz	Polarization	Horizontal
Test Mode	USB copy(EUT with PC)+Idle+ Earphone		
Note	USB Cable:Foxconn+Battery:DESAY+Earphone:QUANCHENG		
Test Engineer	Kevin Li		



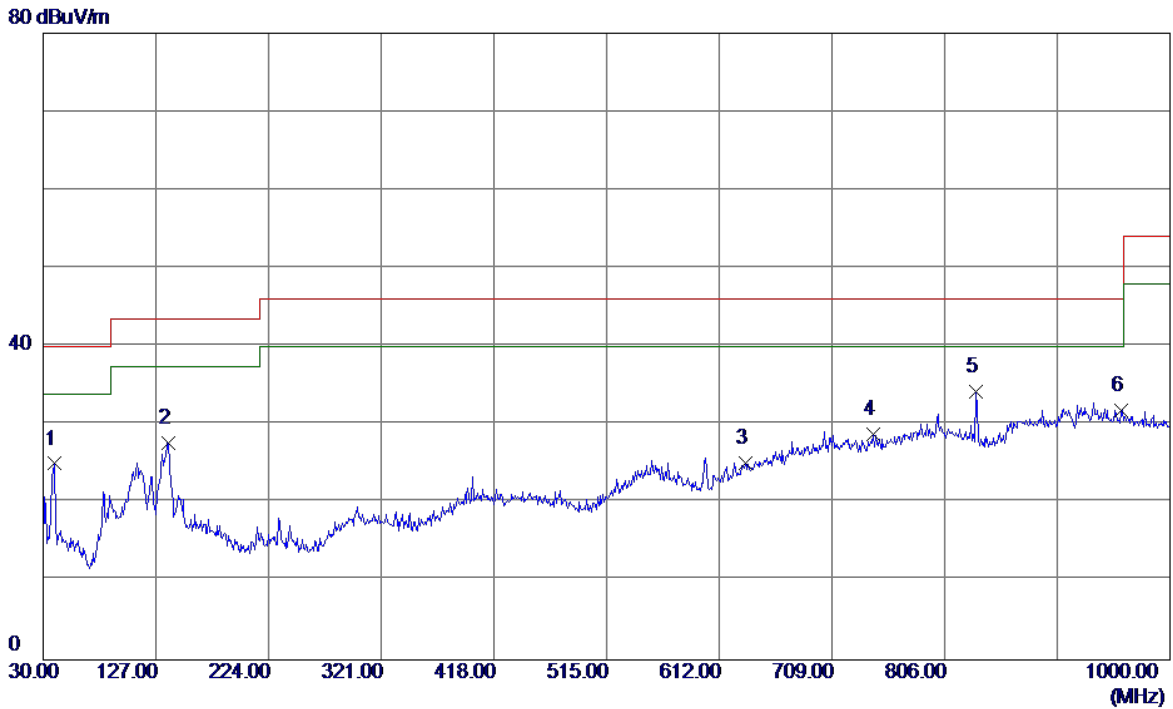
No.	Freq. MHz	Reading Level dBuV/m	Correct Factor dB	Measure ment dBuV/m	Limit dBuV/m	Margin dB	Detector
1	36.7900	40.45	-13.91	26.54	40.00	-13.46	QP
2	115.3600	38.06	-14.01	24.05	43.50	-19.45	QP
3	698.3300	30.18	-2.17	28.01	46.00	-17.99	QP
4	800.1800	29.95	0.25	30.20	46.00	-15.80	QP
5 *	908.8200	31.63	2.60	34.23	46.00	-11.77	QP
6	934.0400	29.23	2.50	31.73	46.00	-14.27	QP

EUT	Smart Phone	Model Name	CRO-L22
Temperature	25°C	Relative Humidity	60%
Test Voltage	AC 120V/60Hz	Polarization	Vertical
Test Mode	USB copy(EUT with PC)+Idle+ Earphone		
Note	USB Cable:HONGLIN+Battery:SCUD+Earphone:MERRY		
Test Engineer	Kevin Li		



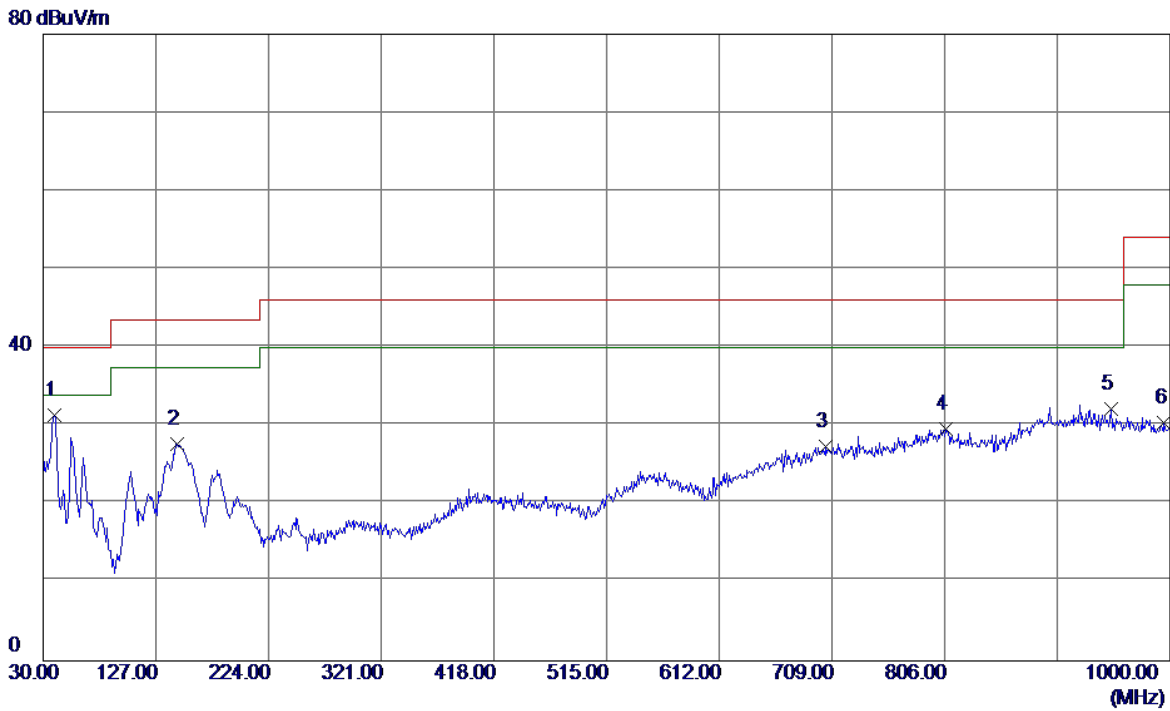
No.	Freq. MHz	Reading Level dBuV/m	Correct Factor dB	Measurement dBuV/m	Limit dBuV/m	Margin dB	Detector
1 *	38.7300	50.36	-14.06	36.30	40.00	-3.70	QP
2	108.5700	52.67	-14.77	37.90	43.50	-5.60	QP
3	554.7700	29.85	-4.78	25.07	46.00	-20.93	QP
4	806.9699	30.04	0.05	30.09	46.00	-15.91	QP
5	936.9500	33.54	2.49	36.03	46.00	-9.97	QP
6	976.7200	31.16	2.07	33.23	54.00	-20.77	QP

EUT	Smart Phone	Model Name	CRO-L22
Temperature	25°C	Relative Humidity	60%
Test Voltage	AC 120V/60Hz	Polarization	Horizontal
Test Mode	USB copy(EUT with PC)+Idle+ Earphone		
Note	USB Cable:HONGLIN+Battery:SCUD+Earphone:MERRY		
Test Engineer	Kevin Li		



No.	Freq. MHz	Reading Level dBuV/m	Correct Factor dB	Measure ment dBuV/m	Limit dBuV/m	Margin dB	Detector
1	39.7000	38.99	-13.95	25.04	40.00	-14.96	QP
2	137.6700	41.15	-13.43	27.72	43.50	-15.78	QP
3	634.3100	30.26	-5.08	25.18	46.00	-20.82	QP
4	744.8900	30.84	-1.98	28.86	46.00	-17.14	QP
5 *	833.1599	34.93	-0.74	34.19	46.00	-11.81	QP
6	958.2900	29.50	2.32	31.82	46.00	-14.18	QP

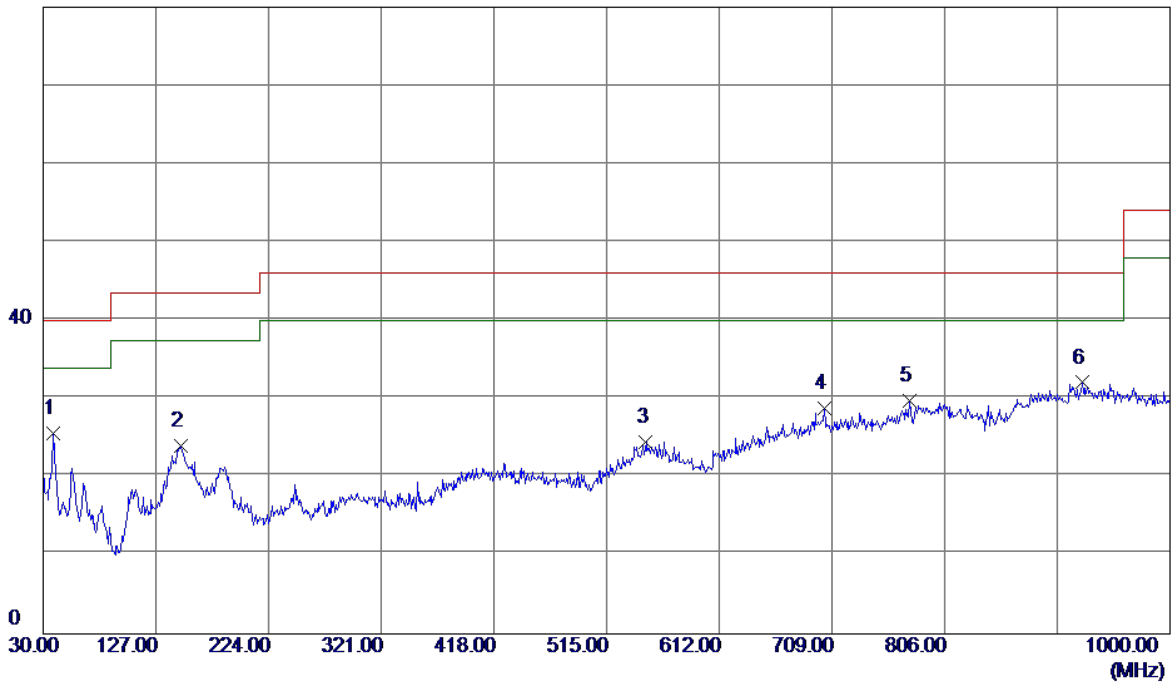
EUT	Smart Phone	Model Name	CRO-L22
Temperature	25°C	Relative Humidity	60%
Test Voltage	AC 120V/60Hz	Polarization	Vertical
Test Mode	Adapter+Idle+BT+WIFI+GPS+Camera on+Earphone		
Note	Adapter:Phitek+USB Cable:Luxshare+Battery:SCUD+Earphone:Lianchuang		
Test Engineer	Kevin Li		



No.	Freq. MHz	Reading Level dBuV/m	Correct Factor dB	Measurement dBuV/m	Limit dBuV/m	Margin dB	Detector
1 *	39.7000	45.30	-13.95	31.35	40.00	-8.65	QP
2	145.4299	40.99	-13.32	27.67	43.50	-15.83	QP
3	703.1800	29.44	-2.09	27.35	46.00	-18.65	QP
4	806.9699	29.55	0.05	29.60	46.00	-16.40	QP
5	949.5600	29.65	2.44	32.09	46.00	-13.91	QP
6	995.1500	28.55	1.81	30.36	54.00	-23.64	QP

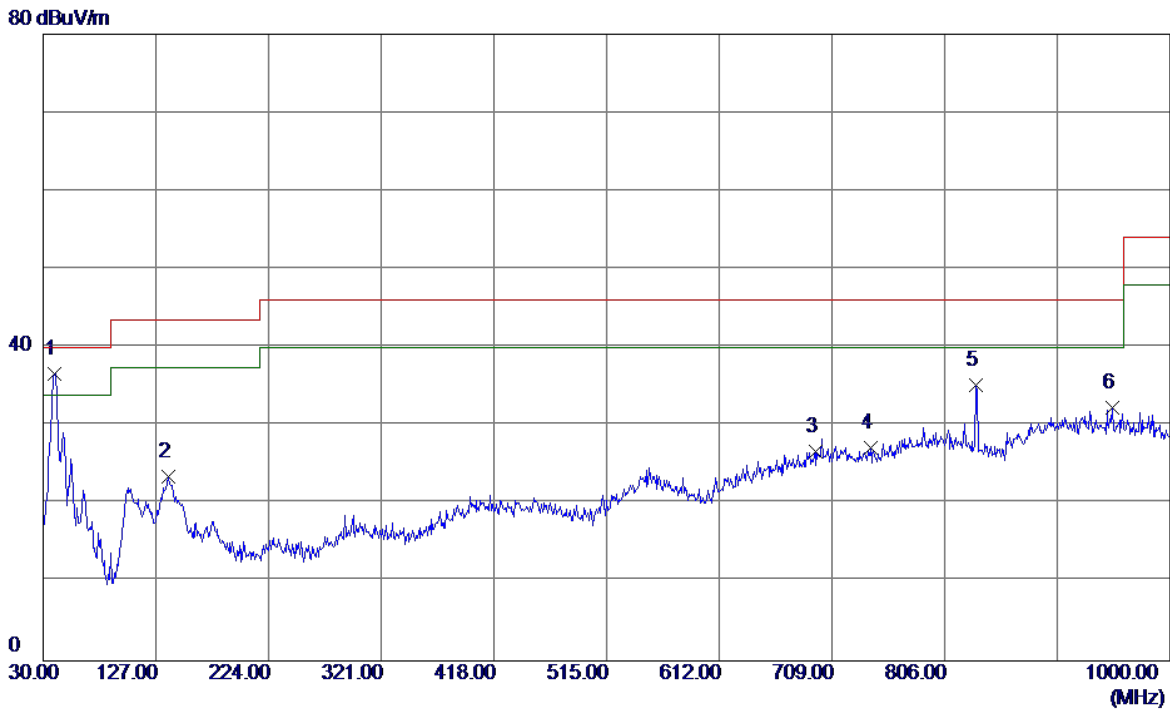
EUT	Smart Phone	Model Name	CRO-L22
Temperature	25°C	Relative Humidity	60%
Test Voltage	AC 120V/60Hz	Polarization	Horizontal
Test Mode	Adapter+Idle+BT+WIFI+GPS+Camera on+Earphone		
Note	Adapter:Phitek+USB Cable:Luxshare+Battery:SCUD+Earphone:Lianchuang		
Test Engineer	Kevin Li		

80 dBuV/m



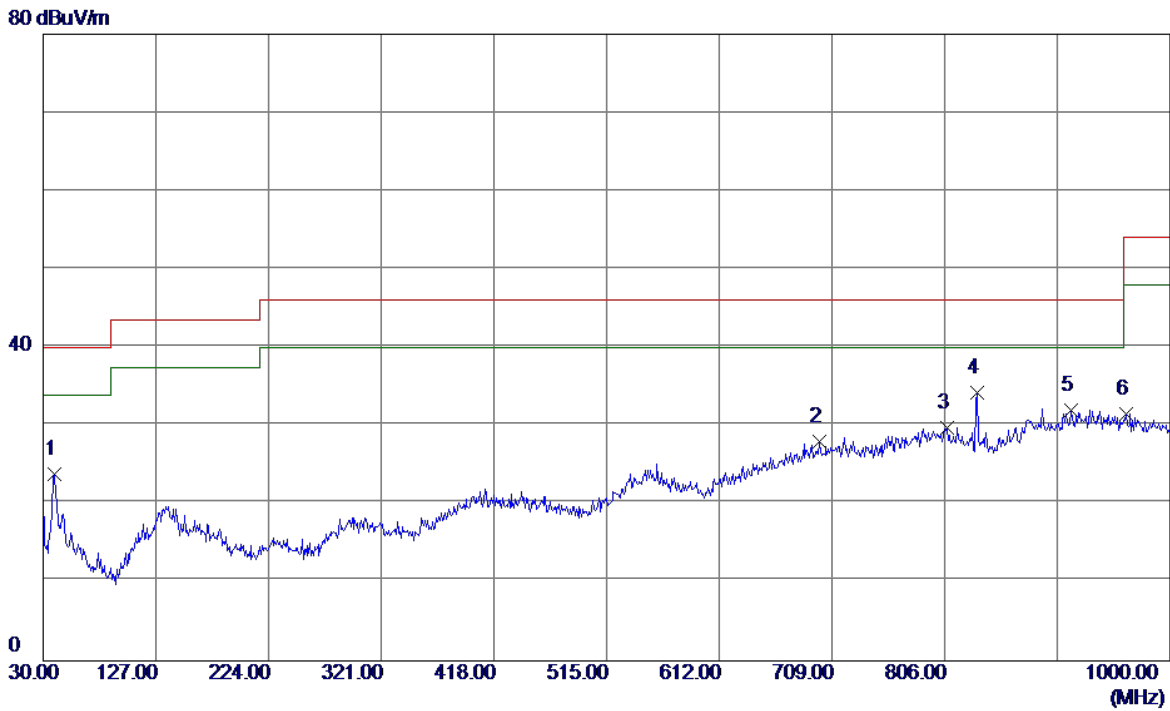
No.	Freq. MHz	Reading Level dBuV/m	Correct Factor dB	Measure ment dBuV/m	Limit dBuV/m	Margin dB	Detector
1	38.7300	39.68	-14.06	25.62	40.00	-14.38	QP
2	148.3400	37.13	-13.08	24.05	43.50	-19.45	QP
3	548.9500	29.16	-4.65	24.51	46.00	-21.49	QP
4	702.2100	30.84	-2.09	28.75	46.00	-17.25	QP
5	775.9300	30.54	-0.81	29.73	46.00	-16.27	QP
6 *	924.3400	29.54	2.54	32.08	46.00	-13.92	QP

EUT	Smart Phone	Model Name	CRO-L22
Temperature	25°C	Relative Humidity	60%
Test Voltage	AC 120V/60Hz	Polarization	Vertical
Test Mode	Adapter+Idle+BT+WIFI+GPS+Camera on+Earphone		
Note	Adapter:Huntkey+USB Cable:Luxshare+Battery:SCUD+Earphone:Lianchuang		
Test Engineer	Kevin Li		



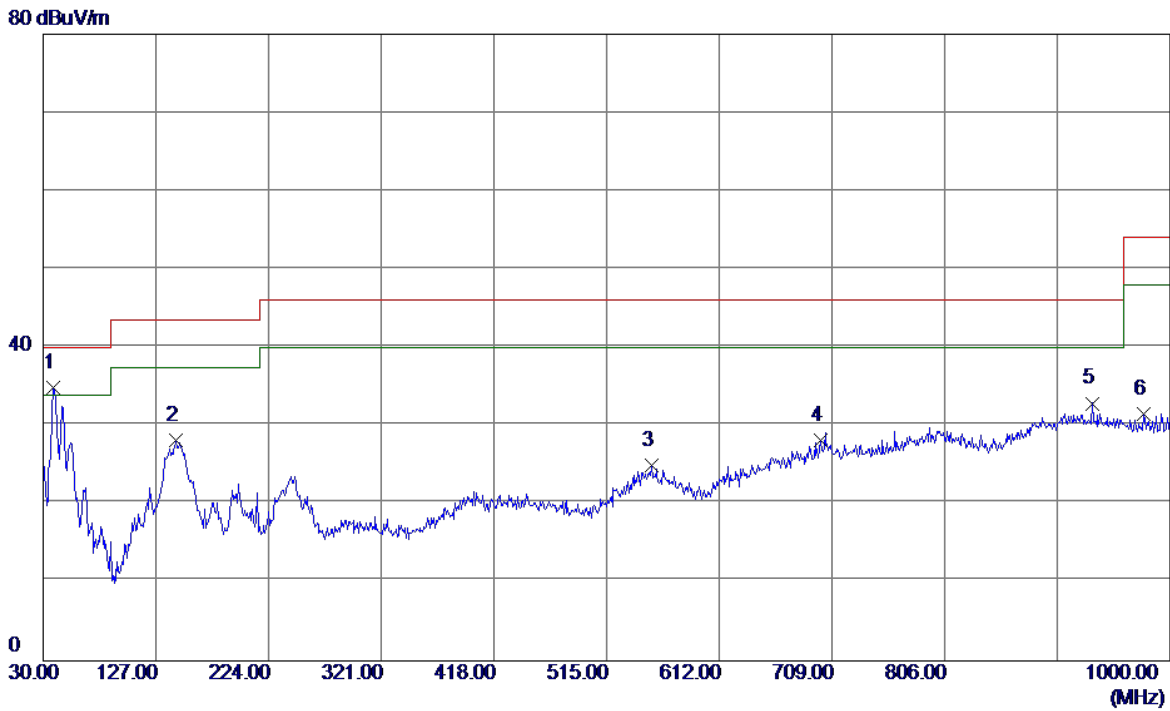
No.	Freq. MHz	Reading Level dBuV/m	Correct Factor dB	Measurement dBuV/m	Limit dBuV/m	Margin dB	Detector
1 *	39.7000	50.64	-13.95	36.69	40.00	-3.31	QP
2	137.6700	36.91	-13.43	23.48	43.50	-20.02	QP
3	694.4500	29.06	-2.33	26.73	46.00	-19.27	QP
4	741.9800	29.13	-1.99	27.14	46.00	-18.86	QP
5	833.1599	35.94	-0.74	35.20	46.00	-10.80	QP
6	950.5300	29.85	2.43	32.28	46.00	-13.72	QP

EUT	Smart Phone	Model Name	CRO-L22
Temperature	25°C	Relative Humidity	60%
Test Voltage	AC 120V/60Hz	Polarization	Horizontal
Test Mode	Adapter+Idle+BT+WIFI+GPS+Camera on+Earphone		
Note	Adapter:Huntkey+USB Cable:Luxshare+Battery:SCUD+Earphone:Lianchuang		
Test Engineer	Kevin Li		



No.	Freq. MHz	Reading Level dBuV/m	Correct Factor dB	Measure ment dBuV/m	Limit dBuV/m	Margin dB	Detector
1	39.7000	37.79	-13.95	23.84	40.00	-16.16	QP
2	698.3300	30.20	-2.17	28.03	46.00	-17.97	QP
3	807.9400	29.75	0.02	29.77	46.00	-16.23	QP
4 *	834.1300	35.05	-0.77	34.28	46.00	-11.72	QP
5	914.6400	29.38	2.58	31.96	46.00	-14.04	QP
6	962.1700	29.32	2.27	31.59	54.00	-22.41	QP

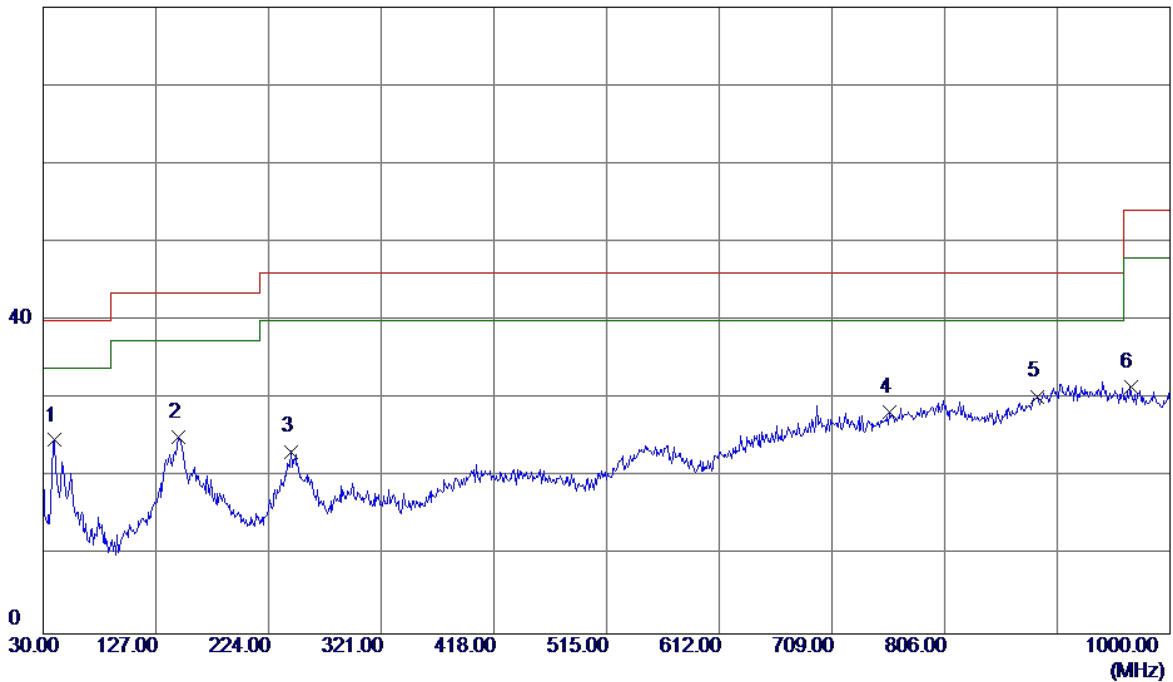
EUT	Smart Phone	Model Name	CRO-L22
Temperature	25°C	Relative Humidity	60%
Test Voltage	AC 120V/60Hz	Polarization	Vertical
Test Mode	Adapter+Idle+BT+WIFI+GPS+Camera on+Earphone		
Note	Adapter:BYD+USB Cable:Luxshare+Battery:SCUD+Earphone:Lianchuang		
Test Engineer	Kevin Li		



No.	Freq. MHz	Reading Level dBuV/m	Correct Factor dB	Measure ment dBuV/m	Limit dBuV/m	Margin dB	Detector
1 *	38.7300	48.98	-14.06	34.92	40.00	-5.08	QP
2	144.4600	41.55	-13.39	28.16	43.50	-15.34	QP
3	553.8000	29.72	-4.73	24.99	46.00	-21.01	QP
4	699.3000	30.27	-2.13	28.14	46.00	-17.86	QP
5	933.0700	30.37	2.51	32.88	46.00	-13.12	QP
6	977.6900	29.40	2.05	31.45	54.00	-22.55	QP

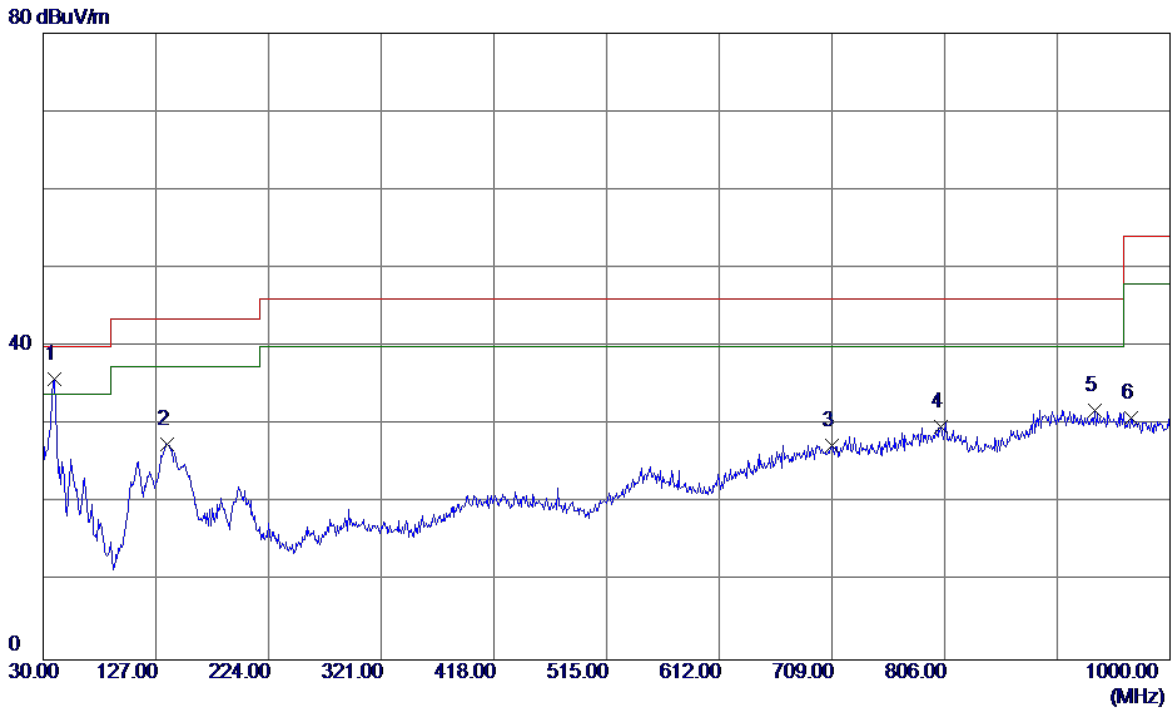
EUT	Smart Phone	Model Name	CRO-L22
Temperature	25°C	Relative Humidity	60%
Test Voltage	AC 120V/60Hz	Polarization	Horizontal
Test Mode	Adapter+Idle+BT+WIFI+GPS+Camera on+Earphone		
Note	Adapter:BYD+USB Cable:Luxshare+Battery:SCUD+Earphone:Lianchuang		
Test Engineer	Kevin Li		

80 dBuV/m



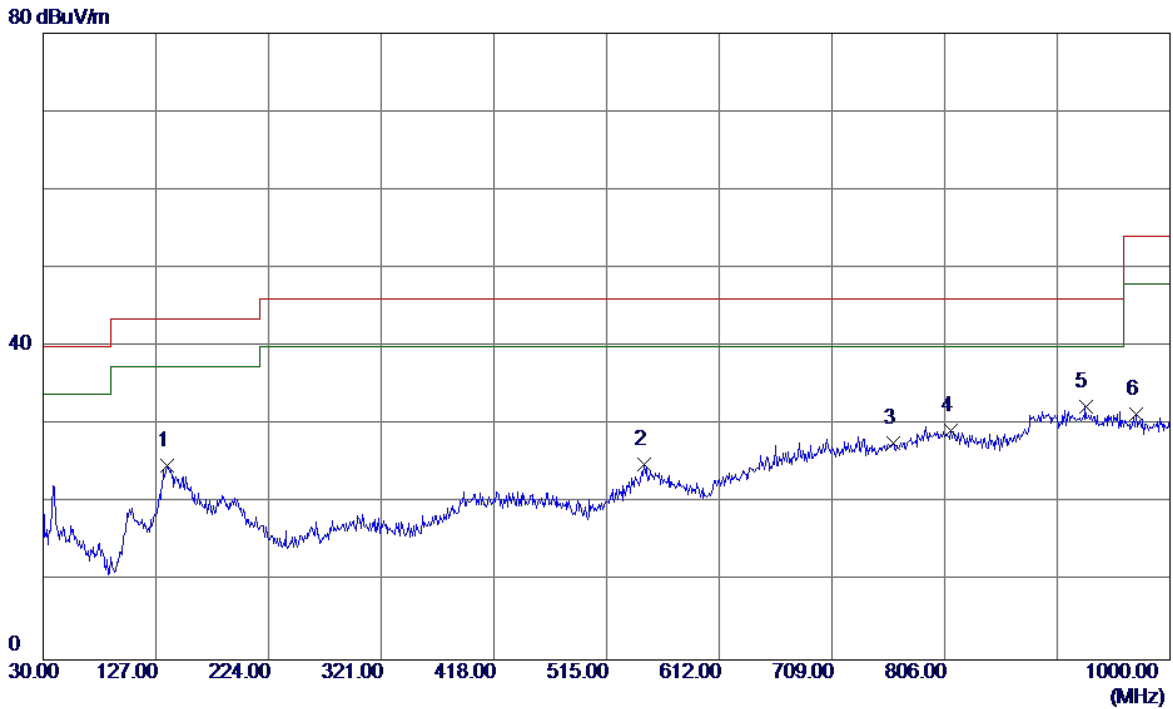
No.	Freq. MHz	Reading Level dBuV/m	Correct Factor dB	Measure ment dBuV/m	Limit dBuV/m	Margin dB	Detector
1 *	39.7000	38.67	-13.95	24.72	40.00	-15.28	QP
2	146.4000	38.38	-13.24	25.14	43.50	-18.36	QP
3	243.4000	37.20	-13.92	23.28	46.00	-22.72	QP
4	758.4699	29.98	-1.59	28.39	46.00	-17.61	QP
5	885.5400	28.80	1.52	30.32	46.00	-15.68	QP
6	966.0500	29.24	2.22	31.46	54.00	-22.54	QP

EUT	Smart Phone	Model Name	CRO-L22
Temperature	25°C	Relative Humidity	60%
Test Voltage	AC 120V/60Hz	Polarization	Vertical
Test Mode	Adapter+Idle+Playing+Speaker		
Note	Adapter:Huntkey+USB Cable:Luxshare+Battery:SCUD		
Test Engineer	Kevin Li		



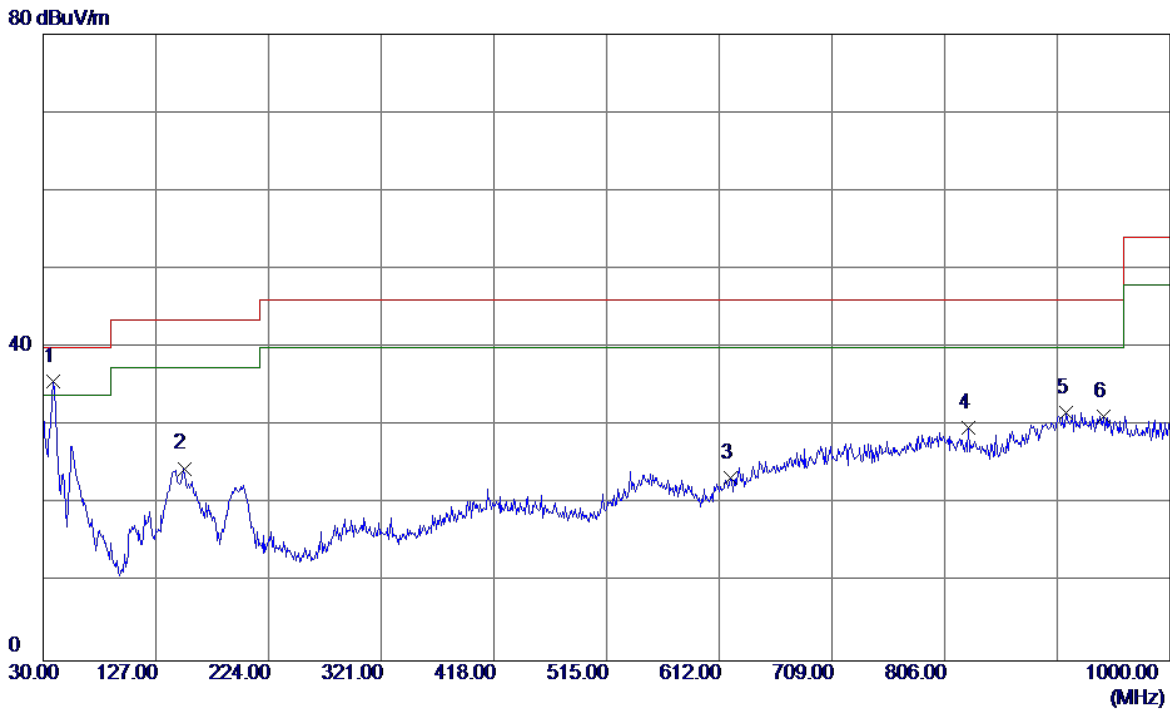
No.	Freq. MHz	Reading Level dBuV/m	Correct Factor dB	Measure ment dBuV/m	Limit dBuV/m	Margin dB	Detector
1 *	39.7000	49.76	-13.95	35.81	40.00	-4.19	QP
2	136.7000	40.84	-13.29	27.55	43.50	-15.95	QP
3	709.0000	29.50	-2.08	27.42	46.00	-18.58	QP
4	803.0900	29.62	0.17	29.79	46.00	-16.21	QP
5	935.0100	29.28	2.50	31.78	46.00	-14.22	QP
6	967.0200	28.61	2.20	30.81	54.00	-23.19	QP

EUT	Smart Phone	Model Name	CRO-L22
Temperature	25°C	Relative Humidity	60%
Test Voltage	AC 120V/60Hz	Polarization	Horizontal
Test Mode	Adapter+Idle+Playing+Speaker		
Note	Adapter:Huntkey+USB Cable:Luxshare+Battery:SCUD		
Test Engineer	Kevin Li		



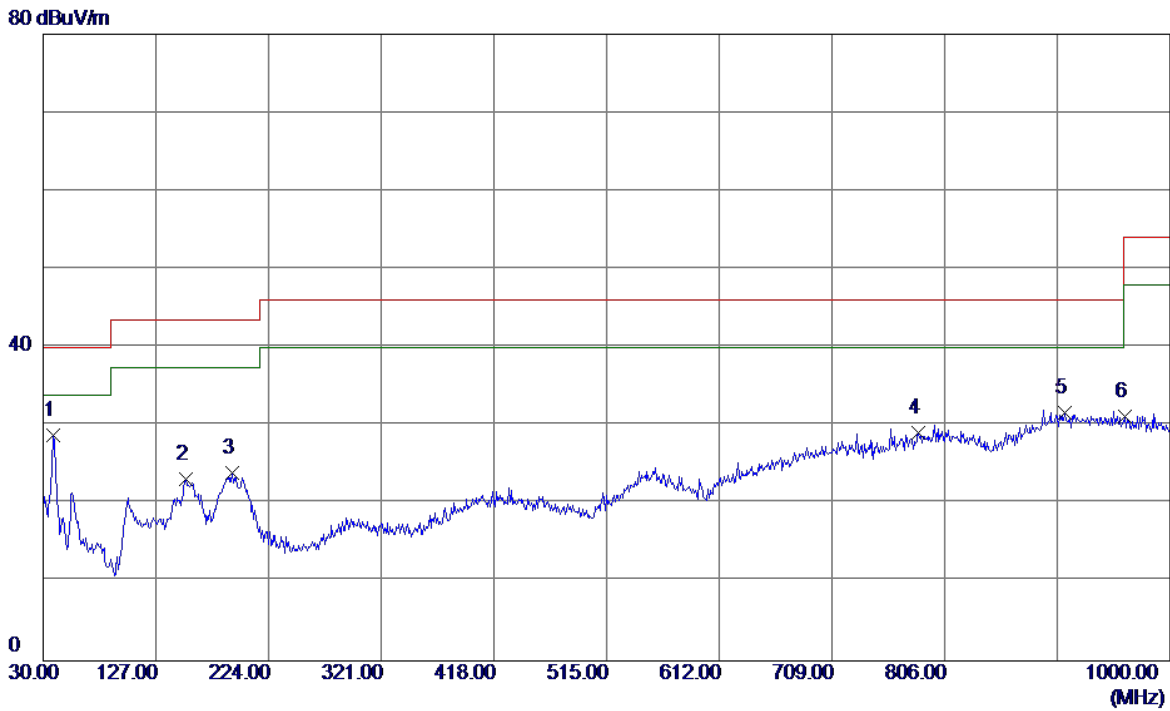
No.	Freq. MHz	Reading Level dBuV/m	Correct Factor dB	Measure ment dBuV/m	Limit dBuV/m	Margin dB	Detector
1	136.7000	38.02	-13.29	24.73	43.50	-18.77	QP
2	547.0100	29.77	-4.85	24.92	46.00	-21.08	QP
3	761.3800	29.10	-1.46	27.64	46.00	-18.36	QP
4	811.8200	29.43	-0.10	29.33	46.00	-16.67	QP
5 *	927.2500	29.76	2.53	32.29	46.00	-13.71	QP
6	970.9000	29.23	2.15	31.38	54.00	-22.62	QP

EUT	Smart Phone	Model Name	CRO-L22
Temperature	25°C	Relative Humidity	60%
Test Voltage	AC 120V/60Hz	Polarization	Vertical
Test Mode	Adapter+Traffic (GSM)+ Earphone		
Note	Adapter:Huntkey+USB Cable:Luxshare+Battery:SCUD+Earphone:Lianchuang		
Test Engineer	Kevin Li		



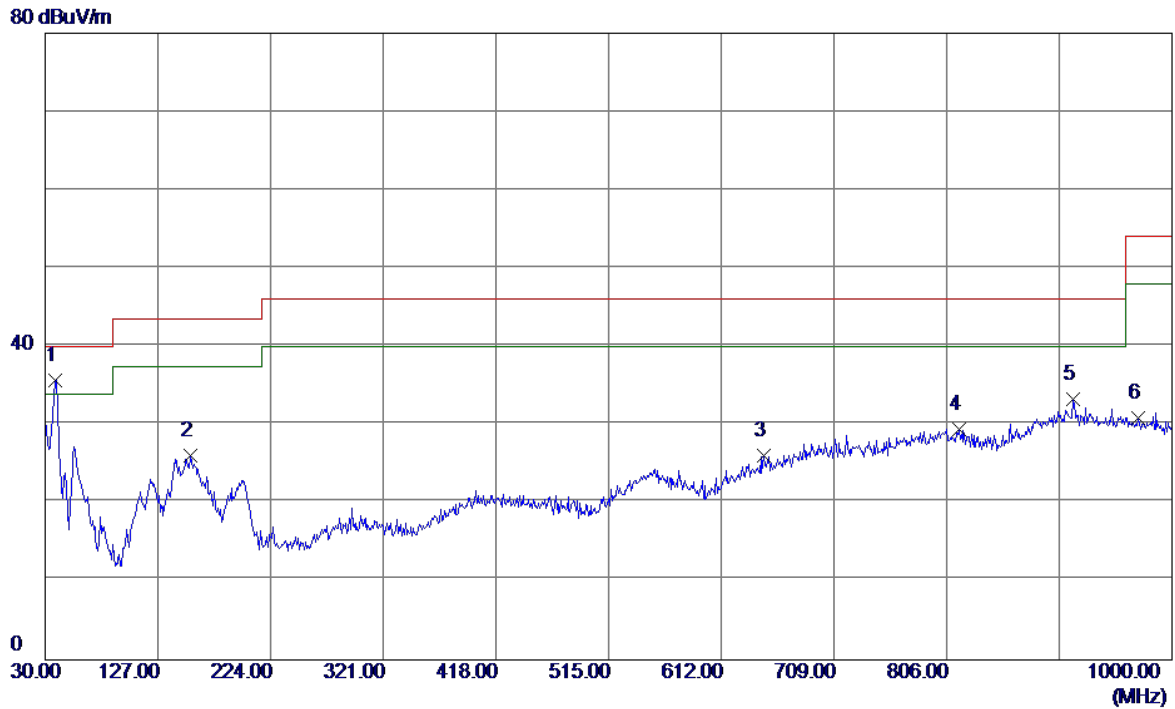
No.	Freq. MHz	Reading Level dBuV/m	Correct Factor dB	Measure ment dBuV/m	Limit dBuV/m	Margin dB	Detector
1 *	38.7300	49.69	-14.06	35.63	40.00	-4.37	QP
2	151.2500	37.41	-12.85	24.56	43.50	-18.94	QP
3	621.7000	29.13	-5.81	23.32	46.00	-22.68	QP
4	826.3700	30.28	-0.54	29.74	46.00	-16.26	QP
5	910.7600	29.05	2.60	31.65	46.00	-14.35	QP
6	942.7700	28.74	2.47	31.21	46.00	-14.79	QP

EUT	Smart Phone	Model Name	CRO-L22
Temperature	25°C	Relative Humidity	60%
Test Voltage	AC 120V/60Hz	Polarization	Horizontal
Test Mode	Adapter+Traffic (GSM)+ Earphone		
Note	Adapter:Huntkey+USB Cable:Luxshare+Battery:SCUD+Earphone:Lianchuang		
Test Engineer	Kevin Li		



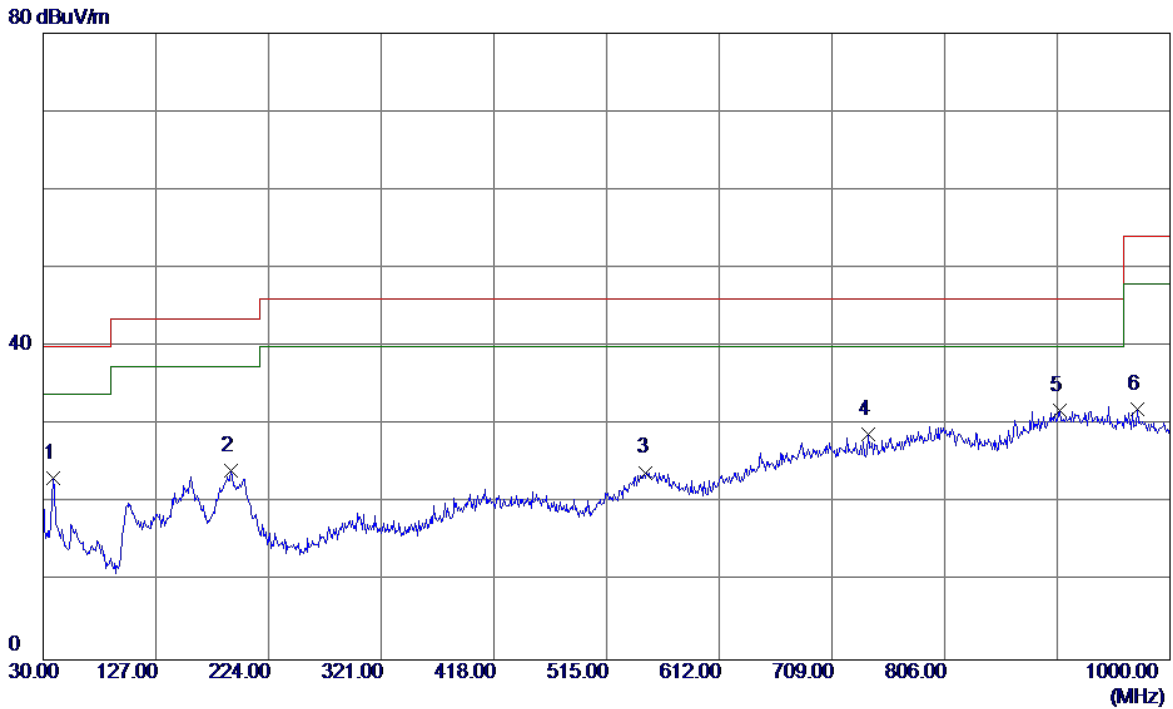
No.	Freq. MHz	Reading Level dBuV/m	Correct Factor dB	Measure ment dBuV/m	Limit dBuV/m	Margin dB	Detector
1 *	38.7300	42.80	-14.06	28.74	40.00	-11.26	QP
2	153.1900	35.85	-12.69	23.16	43.50	-20.34	QP
3	192.9600	38.07	-14.08	23.99	43.50	-19.51	QP
4	783.6900	29.61	-0.47	29.14	46.00	-16.86	QP
5	909.7900	29.04	2.60	31.64	46.00	-14.36	QP
6	961.2000	28.92	2.28	31.20	54.00	-22.80	QP

EUT	Smart Phone	Model Name	CRO-L22
Temperature	25°C	Relative Humidity	60%
Test Voltage	AC 120V/60Hz	Polarization	Vertical
Test Mode	Adapter+Traffic (WCDMA)		
Note	Adapter:Huntkey+USB Cable:Luxshare+Battery:SCUD		
Test Engineer	Kevin Li		



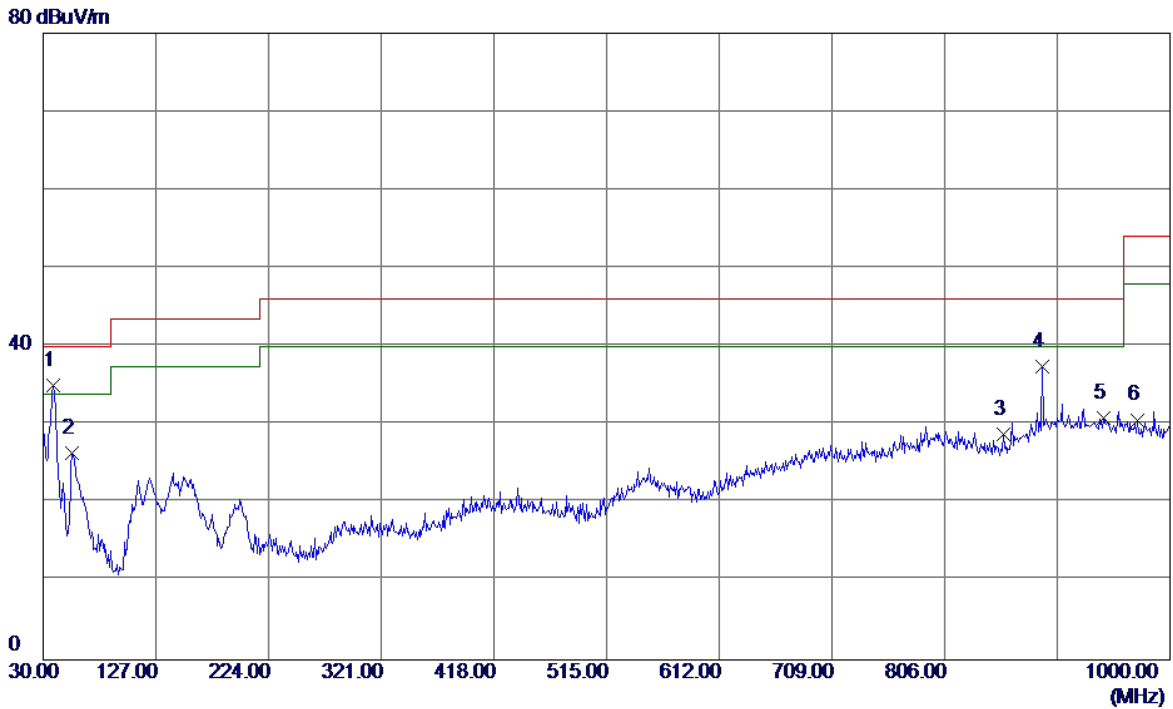
No.	Freq. MHz	Reading Level dBuV/m	Correct Factor dB	Measure ment dBuV/m	Limit dBuV/m	Margin dB	Detector
1 *	38.7300	49.80	-14.06	35.74	40.00	-4.26	QP
2	155.1300	38.59	-12.54	26.05	43.50	-17.45	QP
3	648.8600	30.29	-4.25	26.04	46.00	-19.96	QP
4	816.6700	29.65	-0.24	29.41	46.00	-16.59	QP
5	914.6400	30.64	2.58	33.22	46.00	-12.78	QP
6	970.9000	28.76	2.15	30.91	54.00	-23.09	QP

EUT	Smart Phone	Model Name	CRO-L22
Temperature	25°C	Relative Humidity	60%
Test Voltage	AC 120V/60Hz	Polarization	Horizontal
Test Mode	Adapter+Traffic (WCDMA)		
Note	Adapter:Huntkey+USB Cable:Luxshare+Battery:SCUD		
Test Engineer	Kevin Li		



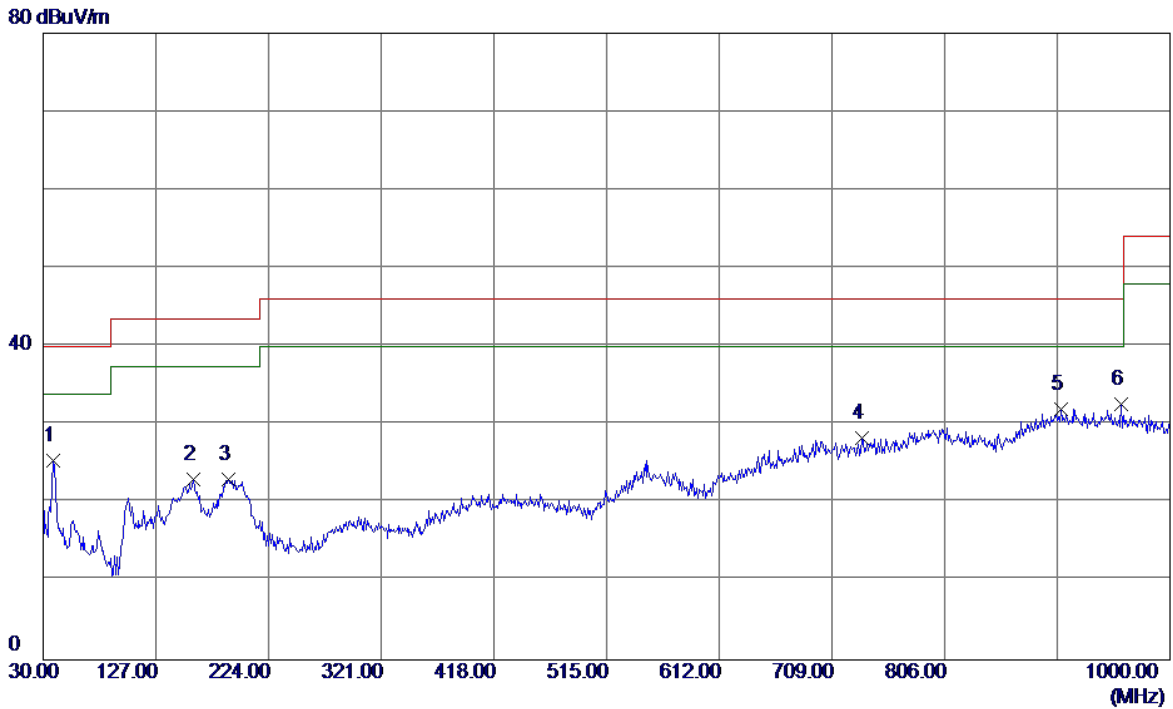
No.	Freq. MHz	Reading Level dBuV/m	Correct Factor dB	Measure ment dBuV/m	Limit dBuV/m	Margin dB	Detector
1	38.7300	37.26	-14.06	23.20	40.00	-16.80	QP
2	191.9900	38.24	-14.03	24.21	43.50	-19.29	QP
3	548.9500	28.57	-4.65	23.92	46.00	-22.08	QP
4	740.0400	30.76	-2.00	28.76	46.00	-17.24	QP
5 *	904.9400	29.28	2.62	31.90	46.00	-14.10	QP
6	971.8700	29.87	2.13	32.00	54.00	-22.00	QP

EUT	Smart Phone	Model Name	CRO-L22
Temperature	25°C	Relative Humidity	60%
Test Voltage	AC 120V/60Hz	Polarization	Vertical
Test Mode	Adapter+Traffic (LTE)		
Note	Adapter:Huntkey+USB Cable:Luxshare+Battery:SCUD		
Test Engineer	Kevin Li		



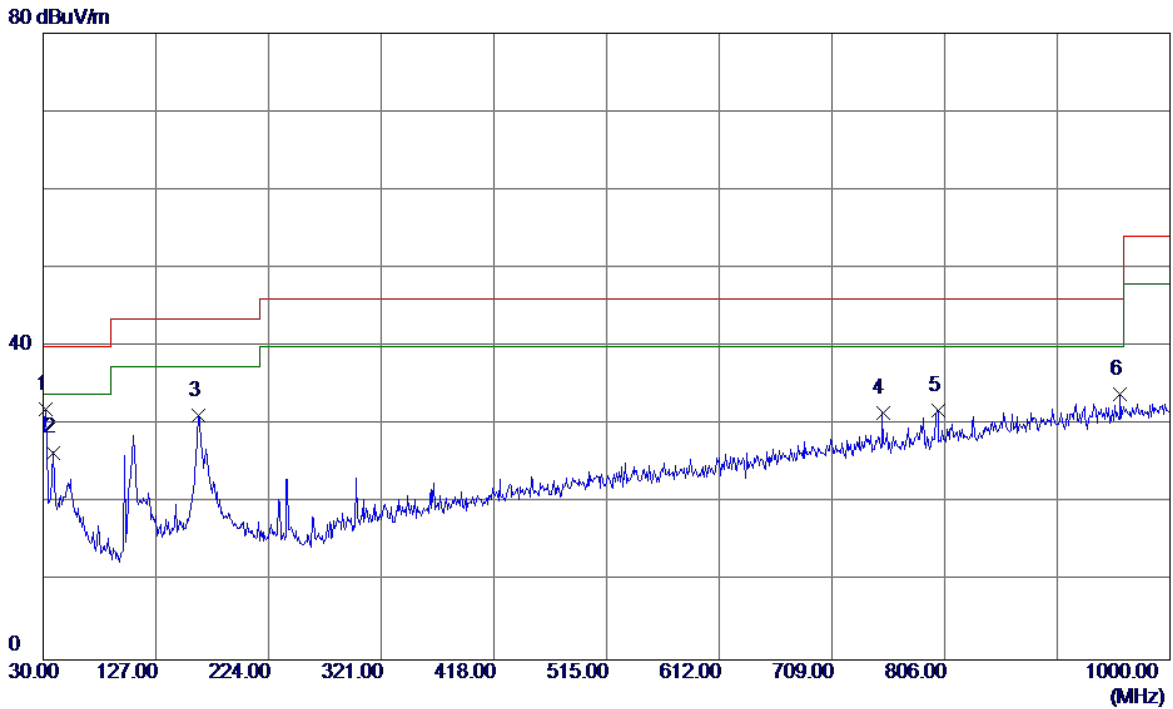
No.	Freq. MHz	Reading Level dBuV/m	Correct Factor dB	Measure ment dBuV/m	Limit dBuV/m	Margin dB	Detector
1 *	38.7300	49.04	-14.06	34.98	40.00	-5.02	QP
2	55.2200	39.74	-13.38	26.36	40.00	-13.64	QP
3	856.4400	29.53	-0.75	28.78	46.00	-17.22	QP
4	890.3900	35.50	1.89	37.39	46.00	-8.61	QP
5	942.7700	28.40	2.47	30.87	46.00	-15.13	QP
6	971.8700	28.51	2.13	30.64	54.00	-23.36	QP

EUT	Smart Phone	Model Name	CRO-L22
Temperature	25°C	Relative Humidity	60%
Test Voltage	AC 120V/60Hz	Polarization	Horizontal
Test Mode	Adapter+Traffic (LTE)		
Note	Adapter:Huntkey+USB Cable:Luxshare+Battery:SCUD		
Test Engineer	Kevin Li		



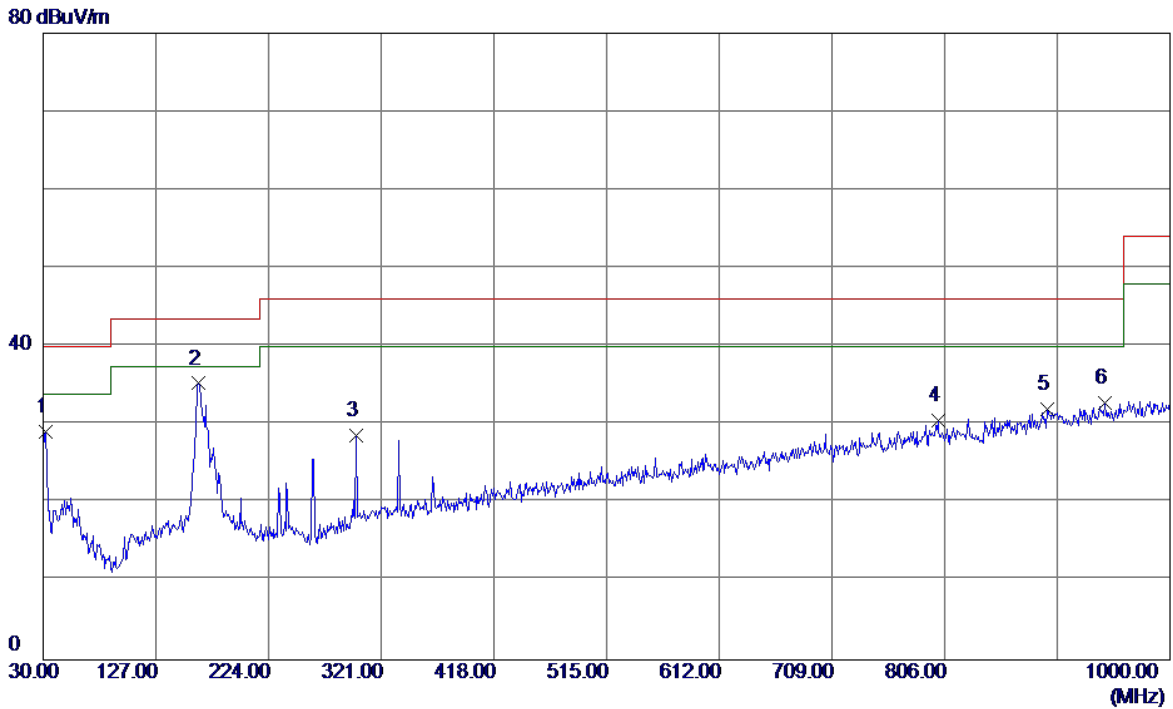
No.	Freq. MHz	Reading Level dBuV/m	Correct Factor dB	Measure ment dBuV/m	Limit dBuV/m	Margin dB	Detector
1	38.7300	39.54	-14.06	25.48	40.00	-14.52	QP
2	159.0100	35.24	-12.23	23.01	43.50	-20.49	QP
3	189.0800	36.89	-13.83	23.06	43.50	-20.44	QP
4	735.1900	30.34	-2.01	28.33	46.00	-17.67	QP
5	905.9100	29.36	2.62	31.98	46.00	-14.02	QP
6 *	958.2900	30.34	2.32	32.66	46.00	-13.34	QP

EUT	Smart Phone	Model Name	CRO-L22
Temperature	25°C	Relative Humidity	60%
Test Voltage	AC 120V/60Hz	Polarization	Vertical
Test Mode	USB copy(EUT with PC)+Idle+ Earphone		
Note	USB Cable:Luxshare+Battery:Sunwoda+Earphone:Quancheng(Black)		
Test Engineer	Kevin Li		



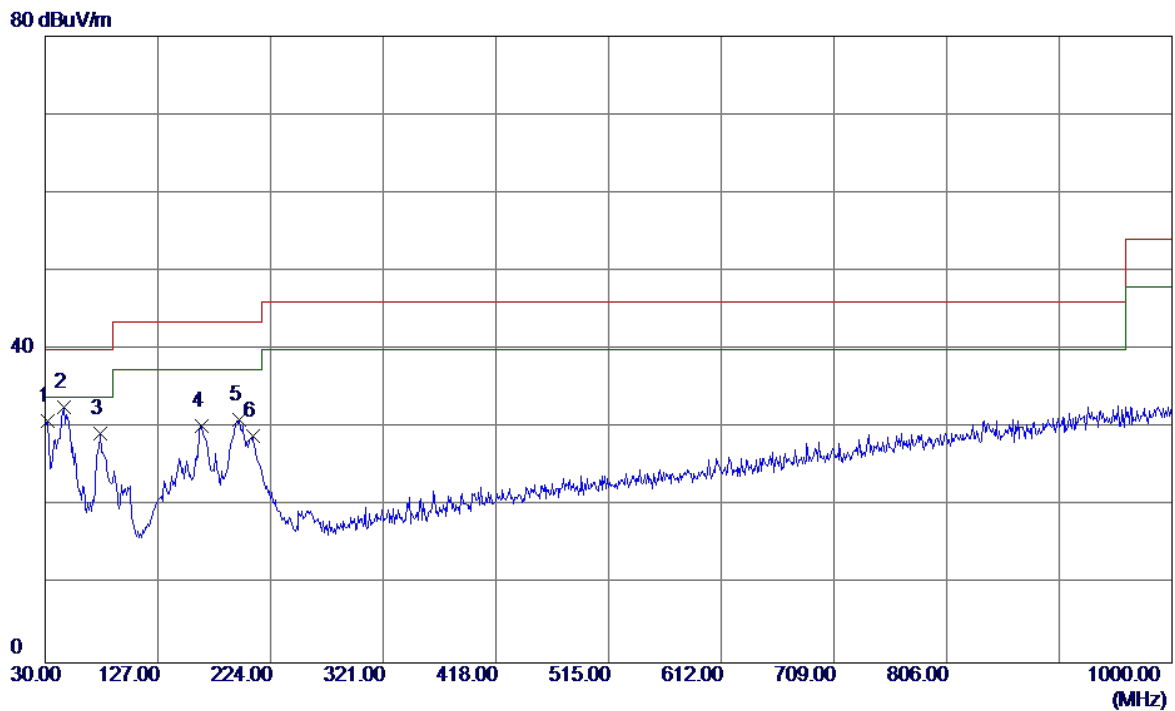
No.	Freq. MHz	Reading Level dBuV/m	Correct Factor dB	Measure ment dBuV/m	Limit dBuV/m	Margin dB	Detector
1 *	31.9400	45.70	-13.68	32.02	40.00	-7.98	QP
2	38.7300	39.25	-12.77	26.48	40.00	-13.52	QP
3	163.8600	42.51	-11.36	31.15	43.50	-12.35	QP
4	752.6500	31.57	-0.09	31.48	46.00	-14.52	QP
5	800.1800	31.12	0.79	31.91	46.00	-14.09	QP
6	957.3200	29.99	3.90	33.89	46.00	-12.11	QP

EUT	Smart Phone	Model Name	CRO-L22
Temperature	25°C	Relative Humidity	60%
Test Voltage	AC 120V/60Hz	Polarization	Horizontal
Test Mode	USB copy(EUT with PC)+Idle+ Earphone		
Note	USB Cable:Luxshare+Battery:Sunwoda+Earphone:Quancheng(Black)		
Test Engineer	Kevin Li		



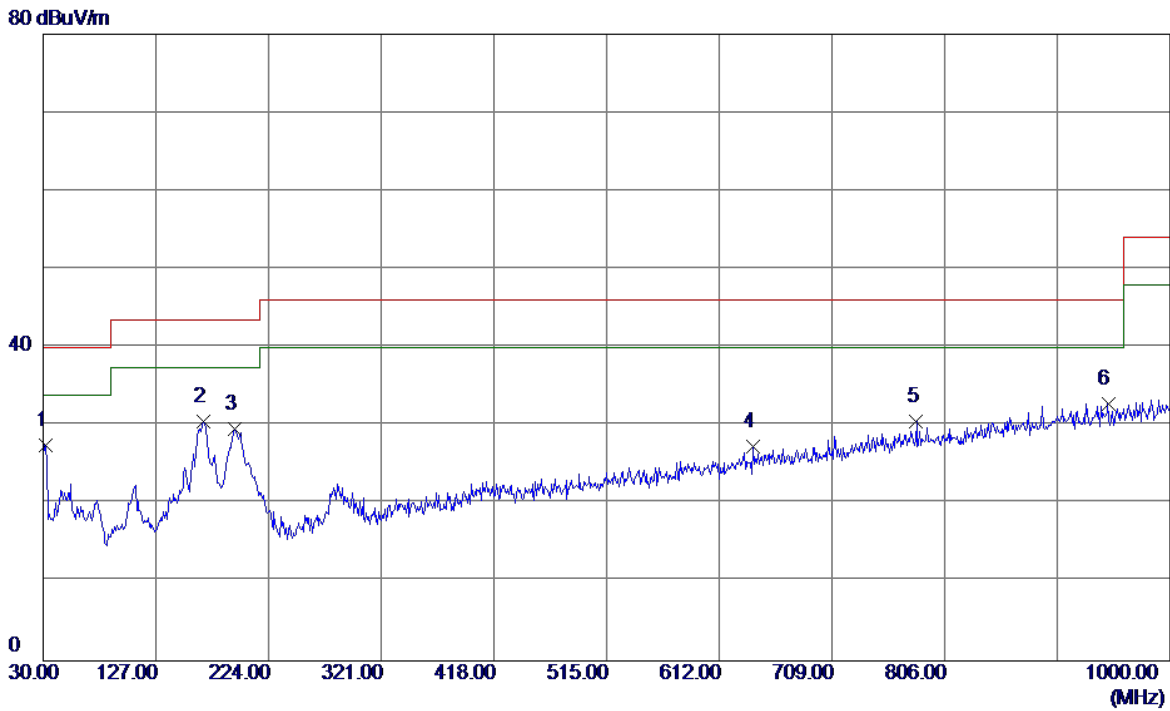
No.	Freq. MHz	Reading Level dBuV/m	Correct Factor dB	Measure ment dBuV/m	Limit dBuV/m	Margin dB	Detector
1	31.9400	42.82	-13.68	29.14	40.00	-10.86	QP
2 *	163.8600	46.64	-11.36	35.28	43.50	-8.22	QP
3	299.6600	39.37	-10.69	28.68	46.00	-17.32	QP
4	800.1800	29.83	0.79	30.62	46.00	-15.38	QP
5	894.2700	29.25	2.76	32.01	46.00	-13.99	QP
6	943.7400	29.16	3.66	32.82	46.00	-13.18	QP

EUT	Smart Phone	Model Name	CRO-L22
Temperature	25°C	Relative Humidity	60%
Test Voltage	AC 120V/60Hz	Polarization	Vertical
Test Mode	Adapter+Idle+BT+WIFI+GPS+Camera on+Earphone		
Note	Adapter:Phitek+USB Cable:Luxshare+Battery:Sunwoda+Earphone:Lianchuang(Black)		
Test Engineer	Kevin Li		



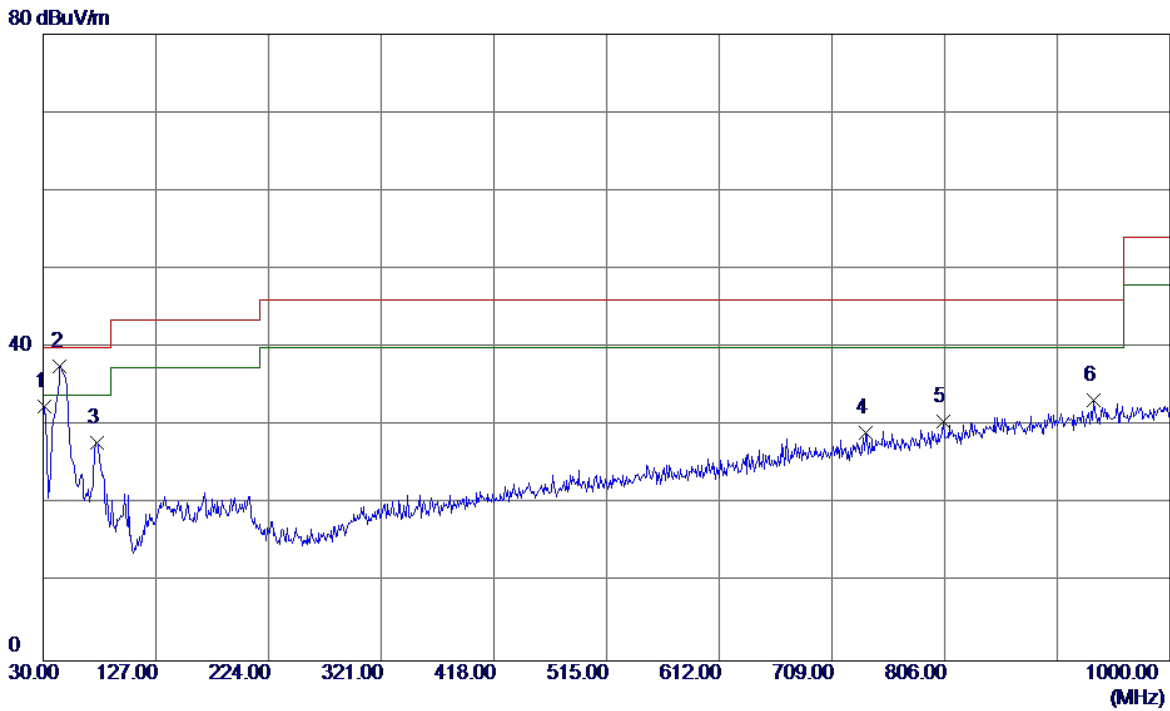
No.	Freq. MHz	Reading Level dBuV/m	Correct Factor dB	Measurement dBuV/m	Limit dBuV/m	Margin dB	Detector
1	31.9400	44.63	-13.68	30.95	40.00	-9.05	QP
2 *	46.4900	44.43	-11.76	32.67	40.00	-7.33	QP
3	77.5300	45.41	-16.20	29.21	40.00	-10.79	QP
4	164.8300	41.57	-11.32	30.25	43.50	-13.25	QP
5	196.8400	42.93	-11.93	31.00	43.50	-12.50	QP
6	208.4800	41.87	-12.95	28.92	43.50	-14.58	QP

EUT	Smart Phone	Model Name	CRO-L22
Temperature	25°C	Relative Humidity	60%
Test Voltage	AC 120V/60Hz	Polarization	Horizontal
Test Mode	Adapter+Idle+BT+WIFI+GPS+Camera on+Earphone		
Note	Adapter:Phitek+USB Cable:Luxshare+Battery:Sunwoda+Earphone:Lianchuang(Black)		
Test Engineer	Kevin Li		



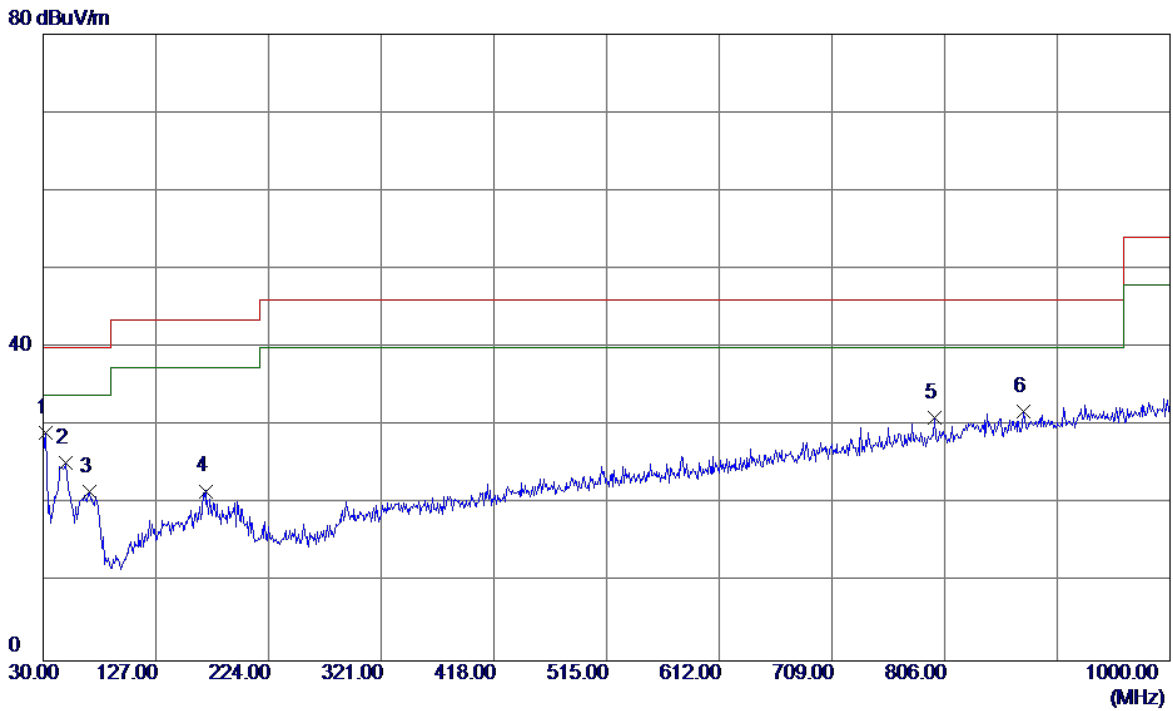
No.	Freq. MHz	Reading Level dBuV/m	Correct Factor dB	Measure ment dBuV/m	Limit dBuV/m	Margin dB	Detector
1 *	31.9400	41.25	-13.68	27.57	40.00	-12.43	QP
2	167.7400	41.75	-11.19	30.56	43.50	-12.94	QP
3	194.9000	41.39	-11.80	29.59	43.50	-13.91	QP
4	641.1000	29.86	-2.56	27.30	46.00	-18.70	QP
5	781.7500	30.08	0.45	30.53	46.00	-15.47	QP
6	946.6500	29.04	3.71	32.75	46.00	-13.25	QP

EUT	Smart Phone	Model Name	CRO-L22
Temperature	25°C	Relative Humidity	60%
Test Voltage	AC 120V/60Hz	Polarization	Vertical
Test Mode	Adapter+Idle+BT+WIFI+GPS+Camera on+Earphone		
Note	Adapter:Huntkey+USB Cable:Luxshare+Battery:Sunwoda+Earphone:Quancheng(Black)		
Test Engineer	Kevin Li		



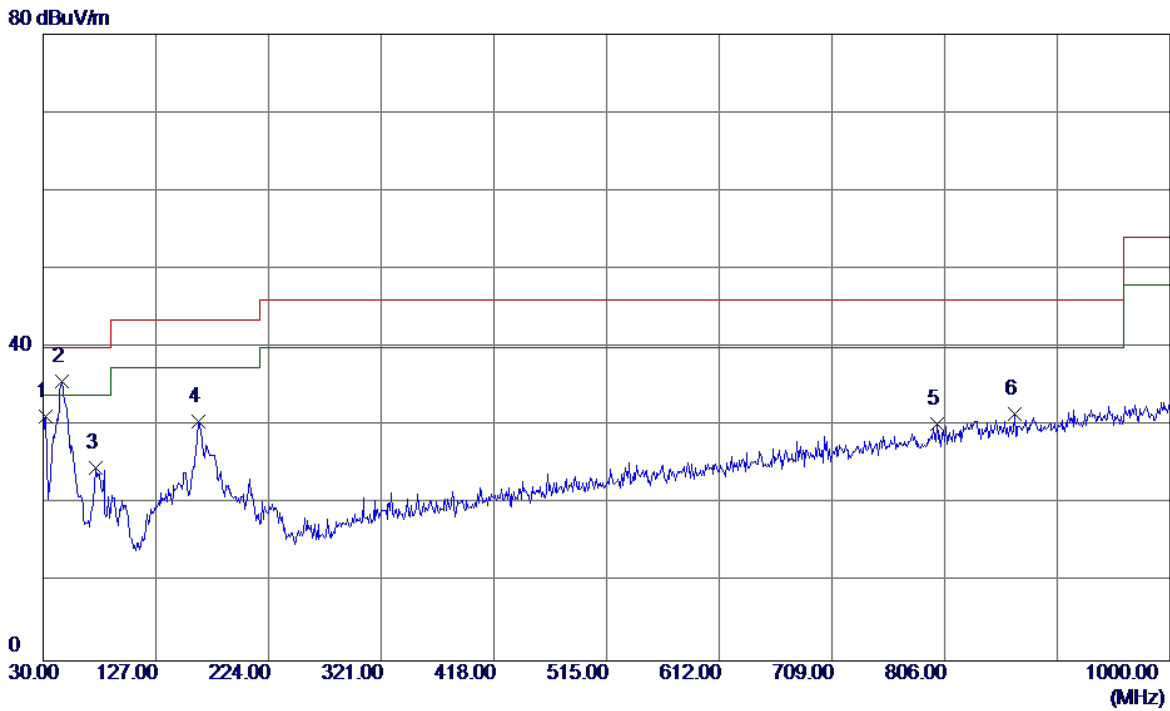
No.	Freq. MHz	Reading Level dBuV/m	Correct Factor dB	Measure ment dBuV/m	Limit dBuV/m	Margin dB	Detector
1	30.9700	46.36	-13.84	32.52	40.00	-7.48	QP
2 *	44.5500	49.57	-11.90	37.67	40.00	-2.33	QP
3	76.5600	43.82	-15.99	27.83	40.00	-12.17	QP
4	738.1000	29.53	-0.36	29.17	46.00	-16.83	QP
5	805.0300	29.67	0.90	30.57	46.00	-15.43	QP
6	934.0400	29.86	3.48	33.34	46.00	-12.66	QP

EUT	Smart Phone	Model Name	CRO-L22
Temperature	25°C	Relative Humidity	60%
Test Voltage	AC 120V/60Hz	Polarization	Horizontal
Test Mode	Adapter+Idle+BT+WIFI+GPS+Camera on+Earphone		
Note	Adapter:Huntkey+USB Cable:Luxshare+Battery:Sunwoda+Earphone:Quancheng(Black)		
Test Engineer	Kevin Li		



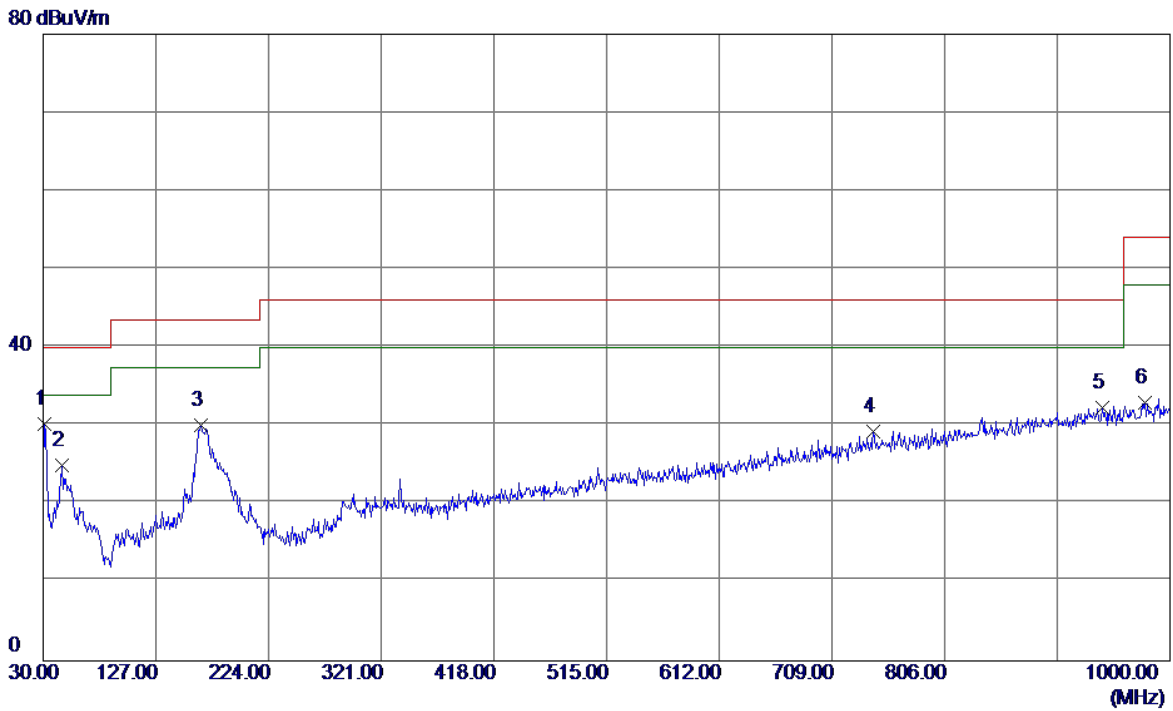
No.	Freq. MHz	Reading Level dBuV/m	Correct Factor dB	Measure ment dBuV/m	Limit dBuV/m	Margin dB	Detector
1 *	31.9400	42.79	-13.68	29.11	40.00	-10.89	QP
2	49.4000	37.12	-11.88	25.24	40.00	-14.76	QP
3	69.7699	36.42	-14.83	21.59	40.00	-18.41	QP
4	169.6799	32.78	-11.10	21.68	43.50	-21.82	QP
5	797.2700	30.33	0.74	31.07	46.00	-14.93	QP
6	873.9000	29.50	2.38	31.88	46.00	-14.12	QP

EUT	Smart Phone	Model Name	CRO-L22
Temperature	25°C	Relative Humidity	60%
Test Voltage	AC 120V/60Hz	Polarization	Vertical
Test Mode	Adapter+Idle+BT+WIFI+GPS+Camera on+Earphone		
Note	Adapter:BYD+USB Cable:Luxshare+Battery:Sunwoda+Earphone:Goer(Black)		
Test Engineer	Kevin Li		



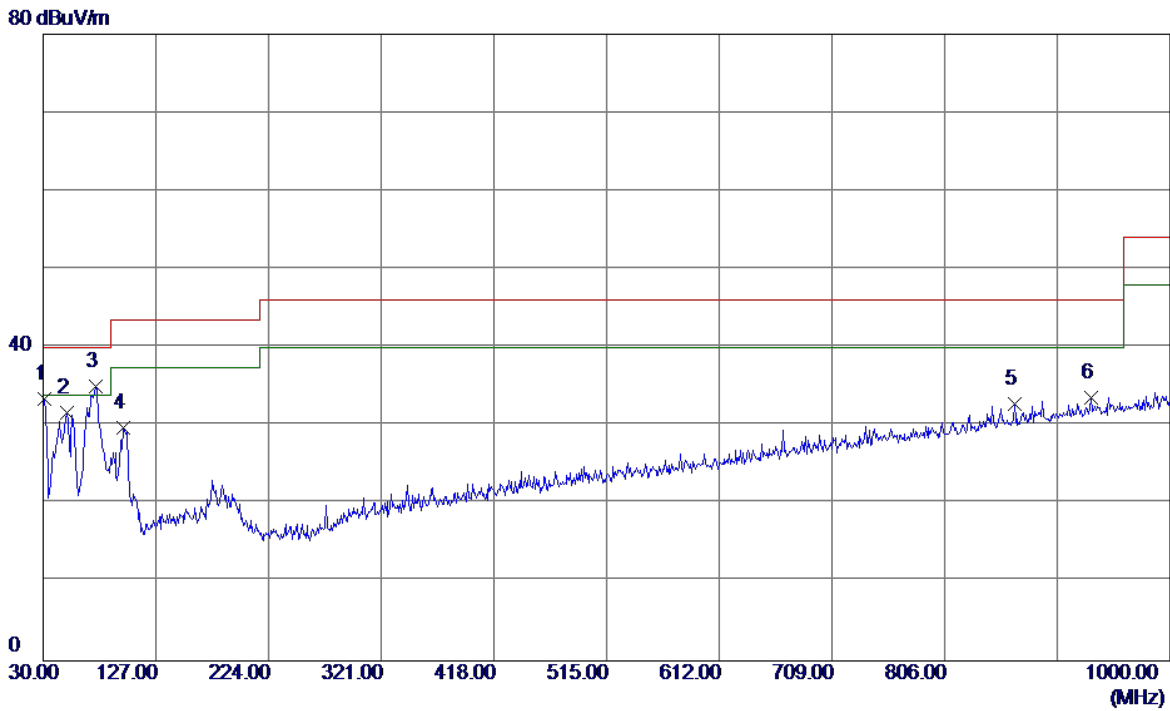
No.	Freq. MHz	Reading Level dBuV/m	Correct Factor dB	Measure ment dBuV/m	Limit dBuV/m	Margin dB	Detector
1	31.9400	44.87	-13.68	31.19	40.00	-8.81	QP
2 *	46.4900	47.41	-11.76	35.65	40.00	-4.35	QP
3	75.5899	40.38	-15.78	24.60	40.00	-15.40	QP
4	163.8600	41.86	-11.36	30.50	43.50	-13.00	QP
5	799.2100	29.43	0.78	30.21	46.00	-15.79	QP
6	866.1400	29.23	2.23	31.46	46.00	-14.54	QP

EUT	Smart Phone	Model Name	CRO-L22
Temperature	25°C	Relative Humidity	60%
Test Voltage	AC 120V/60Hz	Polarization	Horizontal
Test Mode	Adapter+Idle+BT+WIFI+GPS+Camera on+Earphone		
Note	Adapter:BYD+USB Cable:Luxshare+Battery:Sunwoda+Earphone:Goer(Black)		
Test Engineer	Kevin Li		



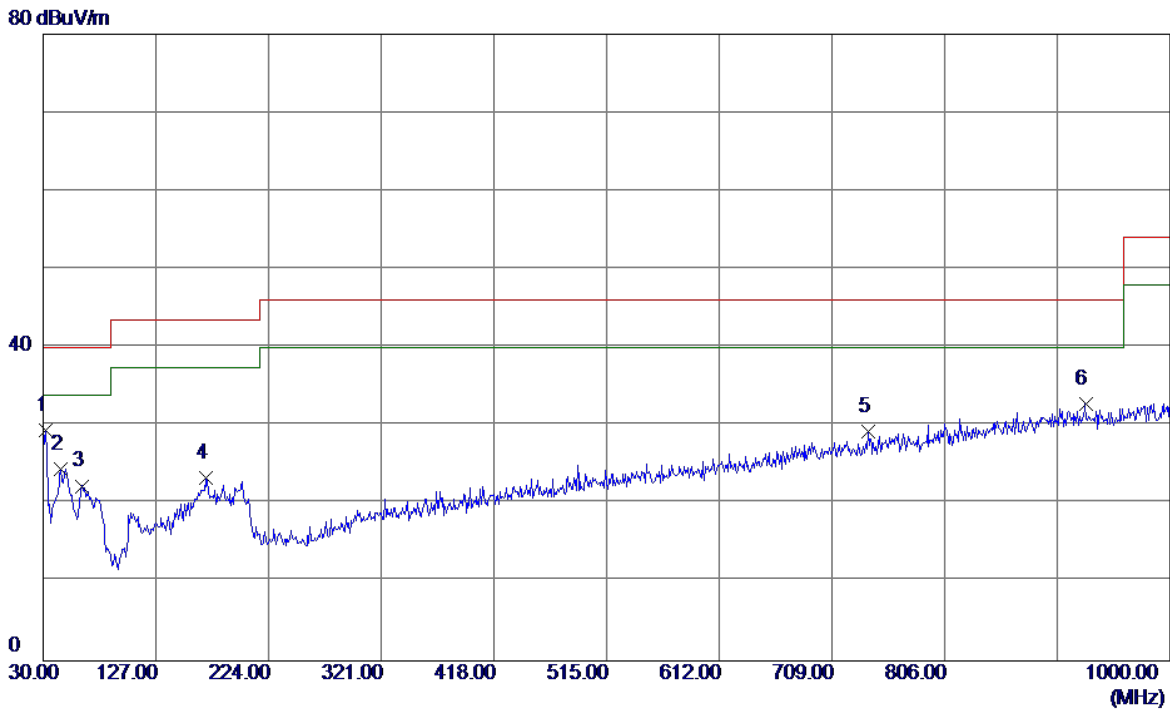
No.	Freq. MHz	Reading Level dBuV/m	Correct Factor dB	Measure ment dBuV/m	Limit dBuV/m	Margin dB	Detector
1 *	30.9700	44.07	-13.84	30.23	40.00	-9.77	QP
2	46.4900	36.72	-11.76	24.96	40.00	-15.04	QP
3	165.8000	41.29	-11.28	30.01	43.50	-13.49	QP
4	744.8900	29.54	-0.24	29.30	46.00	-16.70	QP
5	941.8000	28.75	3.62	32.37	46.00	-13.63	QP
6	978.6600	28.60	4.29	32.89	54.00	-21.11	QP

EUT	Smart Phone	Model Name	CRO-L22
Temperature	25°C	Relative Humidity	60%
Test Voltage	AC 120V/60Hz	Polarization	Vertical
Test Mode	Adapter+Idle+BT+WIFI+GPS+Camera on+Earphone		
Note	Adapter:Huntkey+USB Cable:Luxshare+Battery:Sunwoda+Earphone:Goer(White)		
Test Engineer	Kevin Li		



No.	Freq. MHz	Reading Level dBuV/m	Correct Factor dB	Measure ment dBuV/m	Limit dBuV/m	Margin dB	Detector
1	30.9700	47.32	-13.84	33.48	40.00	-6.52	QP
2	50.3700	43.49	-11.84	31.65	40.00	-8.35	QP
3 *	75.5899	50.75	-15.78	34.97	40.00	-5.03	QP
4	98.8700	46.77	-17.03	29.74	43.50	-13.76	QP
5	866.1400	30.53	2.23	32.76	46.00	-13.24	QP
6	932.1000	30.16	3.45	33.61	46.00	-12.39	QP

EUT	Smart Phone	Model Name	CRO-L22
Temperature	25°C	Relative Humidity	60%
Test Voltage	AC 120V/60Hz	Polarization	Horizontal
Test Mode	Adapter+Idle+BT+WIFI+GPS+Camera on+Earphone		
Note	Adapter:Huntkey+USB Cable:Luxshare+Battery:Sunwoda+Earphone:Goer(White)		
Test Engineer	Kevin Li		



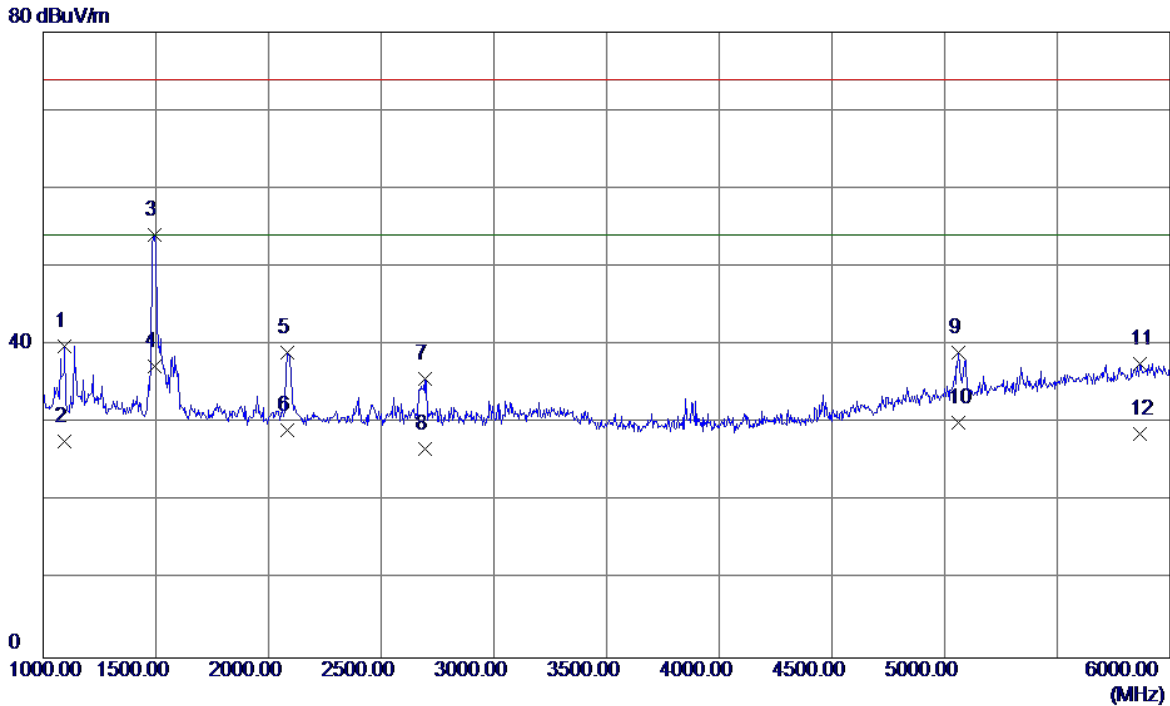
No.	Freq. MHz	Reading Level dBuV/m	Correct Factor dB	Measurement dBuV/m	Limit dBuV/m	Margin dB	Detector
1 *	31.9400	43.11	-13.68	29.43	40.00	-10.57	QP
2	45.5200	36.26	-11.80	24.46	40.00	-15.54	QP
3	62.9800	35.86	-13.54	22.32	40.00	-17.68	QP
4	169.6799	34.51	-11.10	23.41	43.50	-20.09	QP
5	740.0400	29.67	-0.33	29.34	46.00	-16.66	QP
6	927.2500	29.40	3.36	32.76	46.00	-13.24	QP

4.2.7 TEST RESULTS-ABOVE 1GHZ

Remark :

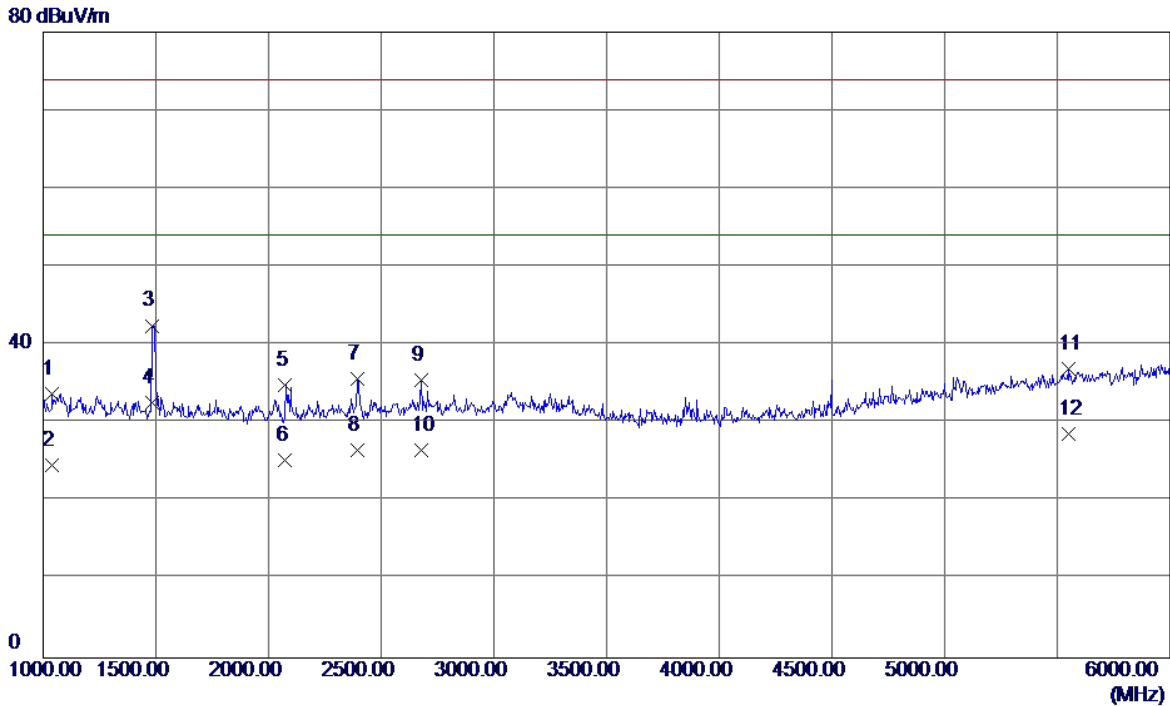
- (1) All readings are Peak unless otherwise stated QP in column of 『Note 』. Peak denotes that the Peak reading compliance with the QP Limits and then QP Mode measurement didn't perform.
- (2) Radiated emissions measured in frequency range above 1000MHz were made with an instrument using Peak detector mode and AV detector mode of the emission.
- (3) Data of measurement within this frequency range shown “ * ” in the table above means the reading of emissions are attenuated more than 20dB below the permissible limits or the field strength is too small to be measured.
- (4) A preamp and high pass filter were used for this test in order to provide sufficient measurement sensitivity.

EUT	Smart Phone	Model Name	CRO-L22
Temperature	25°C	Relative Humidity	60%
Test Voltage	AC 120V/60Hz	Polarization	Vertical
Test Mode	USB copy(EUT with PC)+Idle+ Earphone		
Note	USB Cable:Luxshare+Battery:SCUD+Earphone:Lianchuang		
Test Engineer	kevin Li		



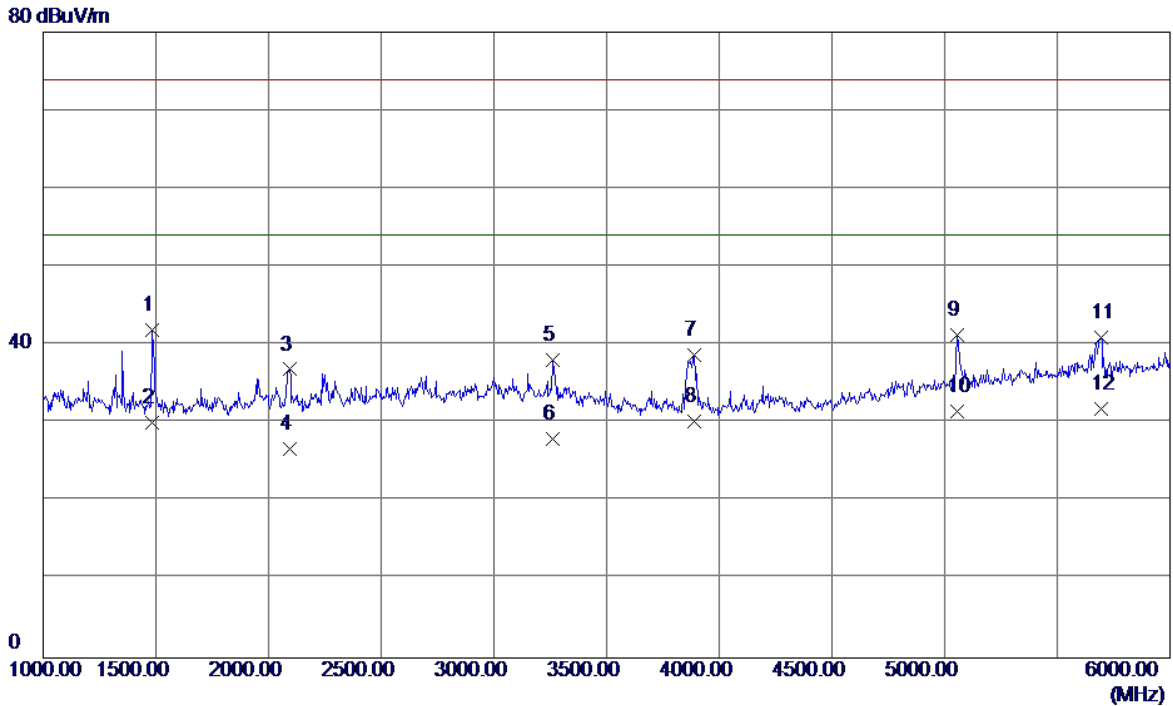
No.	Freq. MHz	Reading Level dBuV/m	Correct Factor dB	Measure ment dBuV/m	Limit dBuV/m	Margin dB	Detector
1	1095.0000	46.21	-6.39	39.82	74.00	-34.18	Peak
2	1095.0000	34.13	-6.39	27.74	54.00	-26.26	AVG
3	1495.0000	59.01	-4.97	54.04	74.00	-19.96	Peak
4 *	1495.0000	42.29	-4.97	37.32	54.00	-16.68	AVG
5	2085.0000	41.17	-2.10	39.07	74.00	-34.93	Peak
6	2085.0000	31.25	-2.10	29.15	54.00	-24.85	AVG
7	2692.5000	34.61	1.03	35.64	74.00	-38.36	Peak
8	2692.5000	25.68	1.03	26.71	54.00	-27.29	AVG
9	5062.5000	32.52	6.52	39.04	74.00	-34.96	Peak
10	5062.5000	23.56	6.52	30.08	54.00	-23.92	AVG
11	5865.0000	29.22	8.34	37.56	74.00	-36.44	Peak
12	5865.0000	20.32	8.34	28.66	54.00	-25.34	AVG

EUT	Smart Phone	Model Name	CRO-L22
Temperature	25°C	Relative Humidity	60%
Test Voltage	AC 120V/60Hz	Polarization	Horizontal
Test Mode	USB copy(EUT with PC)+Idle+ Earphone		
Note	USB Cable:Luxshare+Battery:SCUD+Earphone:Lianchuang		
Test Engineer	kevin Li		



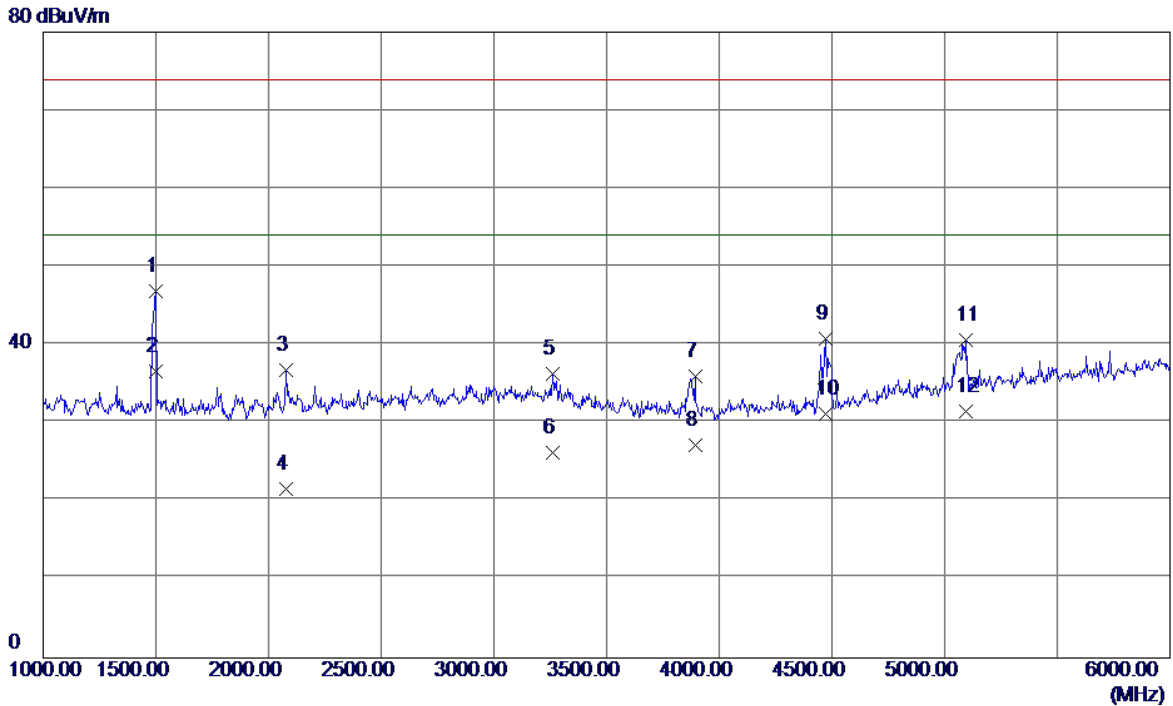
No.	Freq. MHz	Reading Level dBuV/m	Correct Factor dB	Measure ment dBuV/m	Limit dBuV/m	Margin dB	Detector
1	1040.0000	40.36	-6.59	33.77	74.00	-40.23	Peak
2	1040.0000	31.22	-6.59	24.63	54.00	-29.37	AVG
3	1485.0000	47.48	-5.00	42.48	74.00	-31.52	Peak
4 *	1485.0000	37.57	-5.00	32.57	54.00	-21.43	AVG
5	2075.0000	37.04	-2.16	34.88	74.00	-39.12	Peak
6	2075.0000	27.44	-2.16	25.28	54.00	-28.72	AVG
7	2392.5000	36.12	-0.42	35.70	74.00	-38.30	Peak
8	2392.5000	27.04	-0.42	26.62	54.00	-27.38	AVG
9	2677.5000	34.52	0.96	35.48	74.00	-38.52	Peak
10	2677.5000	25.56	0.96	26.52	54.00	-27.48	AVG
11	5547.5000	28.86	8.05	36.91	74.00	-37.09	Peak
12	5547.5000	20.56	8.05	28.61	54.00	-25.39	AVG

EUT	Smart Phone	Model Name	CRO-L22
Temperature	25°C	Relative Humidity	60%
Test Voltage	AC 120V/60Hz	Polarization	Vertical
Test Mode	USB copy(EUT with PC)+Idle+ Earphone		
Note	USB Cable:Foxconn+Battery:DESAY+Earphone:QUANCHENG		
Test Engineer	kevin Li		



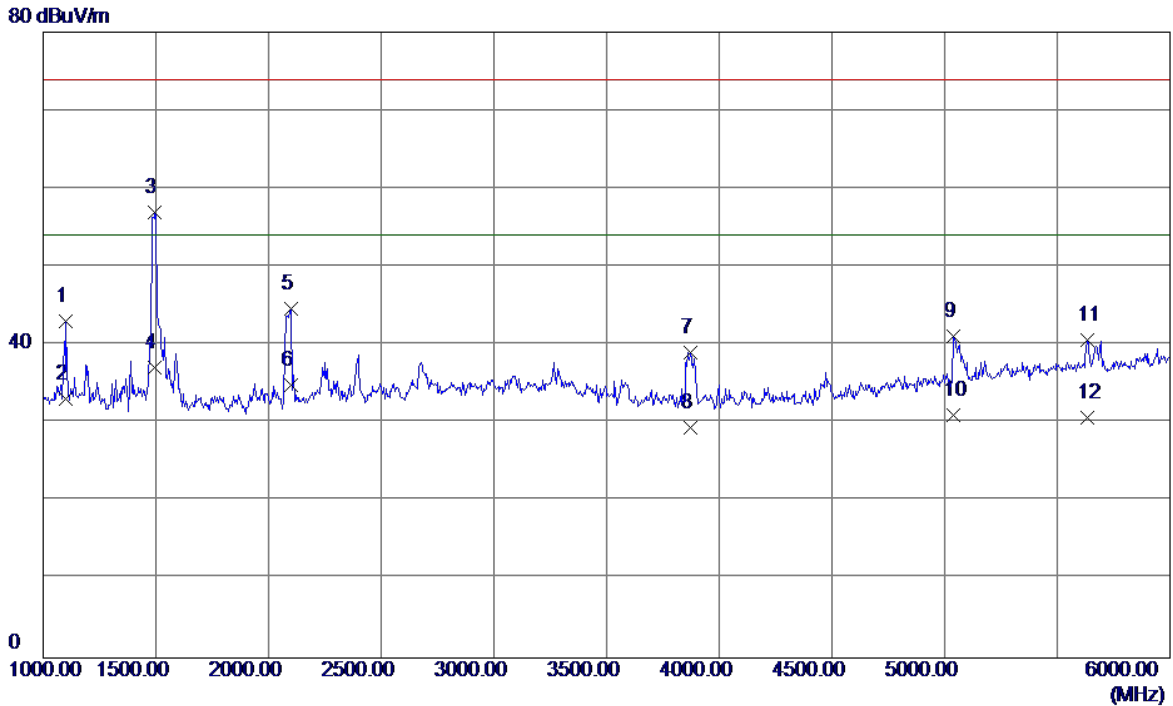
No.	Freq. MHz	Reading Level dBuV/m	Correct Factor dB	Measure ment dBuV/m	Limit dBuV/m	Margin dB	Detector
1	1485.0000	46.93	-5.00	41.93	74.00	-32.07	Peak
2	1485.0000	35.10	-5.00	30.10	54.00	-23.90	AVG
3	2092.5000	38.94	-2.06	36.88	74.00	-37.12	Peak
4	2092.5000	28.77	-2.06	26.71	54.00	-27.29	AVG
5	3262.5000	35.70	2.32	38.02	74.00	-35.98	Peak
6	3262.5000	25.66	2.32	27.98	54.00	-26.02	AVG
7	3887.5000	36.08	2.62	38.70	74.00	-35.30	Peak
8	3887.5000	27.64	2.62	30.26	54.00	-23.74	AVG
9	5057.5000	34.70	6.51	41.21	74.00	-32.79	Peak
10	5057.5000	25.03	6.51	31.54	54.00	-22.46	AVG
11	5692.5000	32.77	8.18	40.95	74.00	-33.05	Peak
12 *	5692.5000	23.65	8.18	31.83	54.00	-22.17	AVG

EUT	Smart Phone	Model Name	CRO-L22
Temperature	25°C	Relative Humidity	60%
Test Voltage	AC 120V/60Hz	Polarization	Horizontal
Test Mode	USB copy(EUT with PC)+Idle+ Earphone		
Note	USB Cable:Foxconn+Battery:DESAY+Earphone:QUANCHENG		
Test Engineer	kevin Li		



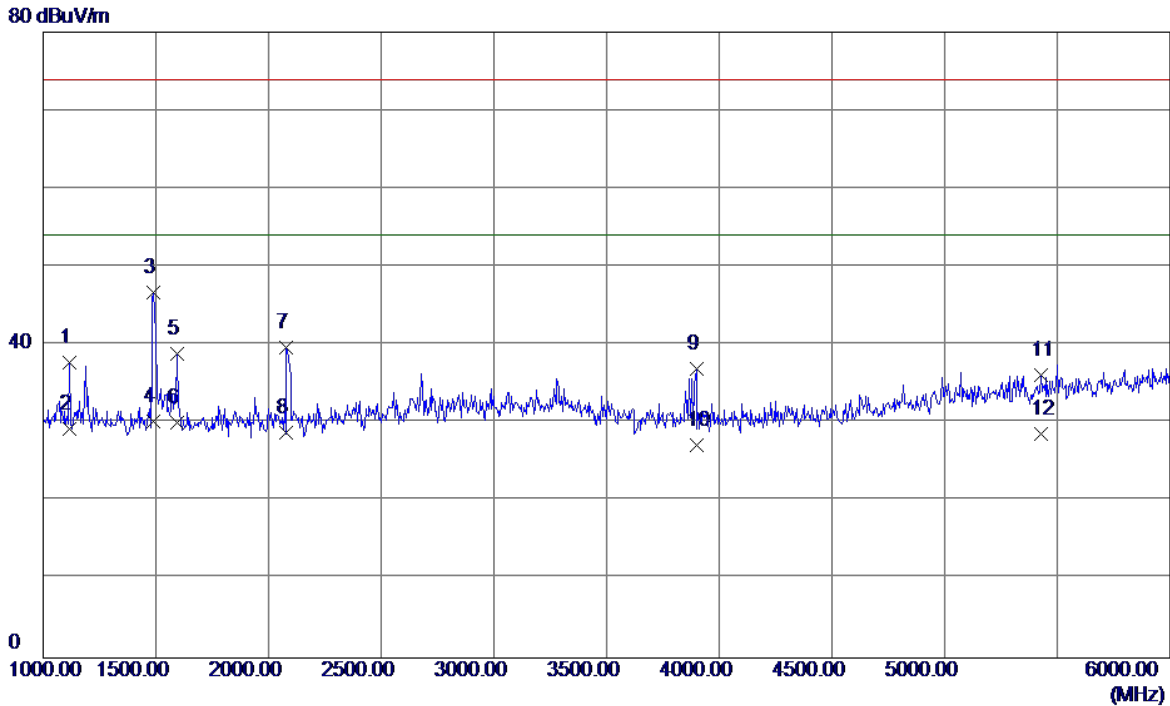
No.	Freq. MHz	Reading Level dBuV/m	Correct Factor dB	Measure ment dBuV/m	Limit dBuV/m	Margin dB	Detector
1	1497.5000	51.91	-4.96	46.95	74.00	-27.05	Peak
2 *	1497.5000	41.55	-4.96	36.59	54.00	-17.41	AVG
3	2077.5000	39.01	-2.15	36.86	74.00	-37.14	Peak
4	2077.5000	23.79	-2.15	21.64	54.00	-32.36	AVG
5	3262.5000	33.94	2.32	36.26	74.00	-37.74	Peak
6	3262.5000	23.87	2.32	26.19	54.00	-27.81	AVG
7	3892.5000	33.33	2.62	35.95	74.00	-38.05	Peak
8	3892.5000	24.56	2.62	27.18	54.00	-26.82	AVG
9	4472.5000	37.03	3.82	40.85	74.00	-33.15	Peak
10	4472.5000	27.33	3.82	31.15	54.00	-22.85	AVG
11	5092.5000	34.06	6.62	40.68	74.00	-33.32	Peak
12	5092.5000	24.89	6.62	31.51	54.00	-22.49	AVG

EUT	Smart Phone	Model Name	CRO-L22
Temperature	25°C	Relative Humidity	60%
Test Voltage	AC 120V/60Hz	Polarization	Vertical
Test Mode	USB copy(EUT with PC)+Idle+ Earphone		
Note	USB Cable:HONGLIN+Battery:SCUD+Earphone:MERRY		
Test Engineer	kevin Li		



No.	Freq. MHz	Reading Level dBuV/m	Correct Factor dB	Measure ment dBuV/m	Limit dBuV/m	Margin dB	Detector
1	1100.0000	49.37	-6.37	43.00	74.00	-31.00	Peak
2	1100.0000	39.53	-6.37	33.16	54.00	-20.84	AVG
3	1495.0000	61.94	-4.97	56.97	74.00	-17.03	Peak
4 *	1495.0000	42.05	-4.97	37.08	54.00	-16.92	AVG
5	2100.0000	46.65	-2.02	44.63	74.00	-29.37	Peak
6	2100.0000	36.89	-2.02	34.87	54.00	-19.13	AVG
7	3872.5000	36.48	2.60	39.08	74.00	-34.92	Peak
8	3872.5000	26.87	2.60	29.47	54.00	-24.53	AVG
9	5037.5000	34.72	6.44	41.16	74.00	-32.84	Peak
10	5037.5000	24.56	6.44	31.00	54.00	-23.00	AVG
11	5632.5000	32.55	8.13	40.68	74.00	-33.32	Peak
12	5632.5000	22.65	8.13	30.78	54.00	-23.22	AVG

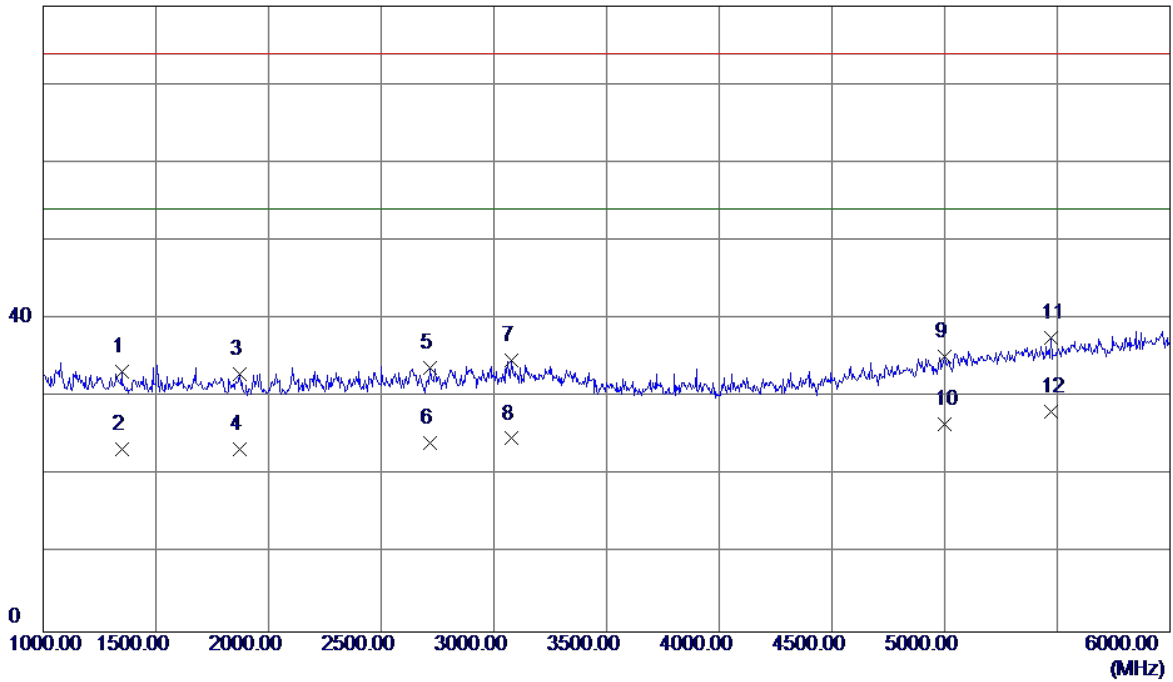
EUT	Smart Phone	Model Name	CRO-L22
Temperature	25°C	Relative Humidity	60%
Test Voltage	AC 120V/60Hz	Polarization	Horizontal
Test Mode	USB copy(EUT with PC)+Idle+ Earphone		
Note	USB Cable:HONGLIN+Battery:SCUD+Earphone:MERRY		
Test Engineer	kevin Li		



No.	Freq. MHz	Reading Level dBuV/m	Correct Factor dB	Measure ment dBuV/m	Limit dBuV/m	Margin dB	Detector
1	1115.0000	44.09	-6.32	37.77	74.00	-36.23	Peak
2	1115.0000	35.66	-6.32	29.34	54.00	-24.66	AVG
3	1490.0000	51.69	-4.99	46.70	74.00	-27.30	Peak
4 *	1490.0000	35.23	-4.99	30.24	54.00	-23.76	AVG
5	1595.0000	43.43	-4.50	38.93	74.00	-35.07	Peak
6	1595.0000	34.56	-4.50	30.06	54.00	-23.94	AVG
7	2080.0000	41.83	-2.13	39.70	74.00	-34.30	Peak
8	2080.0000	30.89	-2.13	28.76	54.00	-25.24	AVG
9	3897.5000	34.33	2.62	36.95	74.00	-37.05	Peak
10	3897.5000	24.57	2.62	27.19	54.00	-26.81	AVG
11	5427.5000	28.33	7.76	36.09	74.00	-37.91	Peak
12	5427.5000	20.90	7.76	28.66	54.00	-25.34	AVG

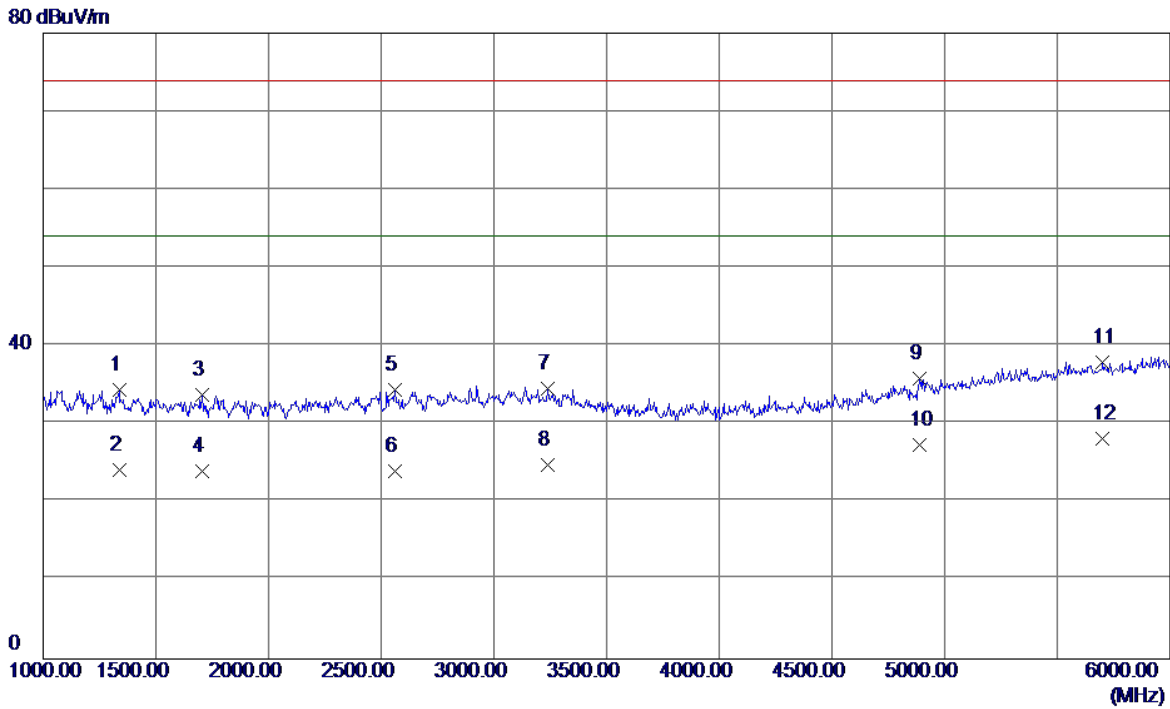
EUT	Smart Phone	Model Name	CRO-L22
Temperature	25°C	Relative Humidity	60%
Test Voltage	AC 120V/60Hz	Polarization	Vertical
Test Mode	Adapter+Idle+BT+WIFI+GPS+Camera on+Earphone		
Note	Adapter:Phitek+USB Cable:Luxshare+Battery:SCUD+Earphone:Lianchuang		
Test Engineer	kevin Li		

80 dBuV/m



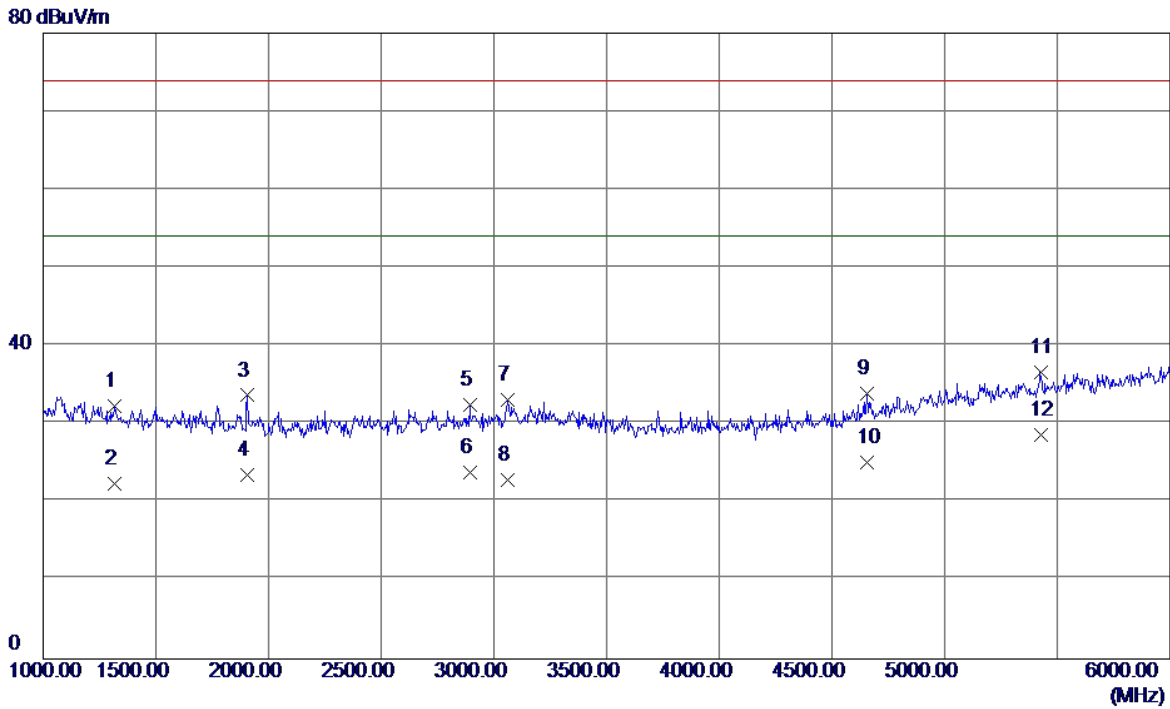
No.	Freq. MHz	Reading Level dBuV/m	Correct Factor dB	Measure ment dBuV/m	Limit dBuV/m	Margin dB	Detector
1	1347.5000	38.75	-5.49	33.26	74.00	-40.74	Peak
2	1347.5000	28.88	-5.49	23.39	54.00	-30.61	AVG
3	1872.5000	36.09	-3.18	32.91	74.00	-41.09	Peak
4	1872.5000	26.58	-3.18	23.40	54.00	-30.60	AVG
5	2717.5000	32.67	1.14	33.81	74.00	-40.19	Peak
6	2717.5000	22.98	1.14	24.12	54.00	-29.88	AVG
7	3077.5000	32.27	2.38	34.65	74.00	-39.35	Peak
8	3077.5000	22.34	2.38	24.72	54.00	-29.28	AVG
9	5000.0000	28.88	6.31	35.19	74.00	-38.81	Peak
10	5000.0000	20.31	6.31	26.62	54.00	-27.38	AVG
11	5470.0000	29.70	7.91	37.61	74.00	-36.39	Peak
12 *	5470.0000	20.28	7.91	28.19	54.00	-25.81	AVG

EUT	Smart Phone	Model Name	CRO-L22
Temperature	25°C	Relative Humidity	60%
Test Voltage	AC 120V/60Hz	Polarization	Horizontal
Test Mode	Adapter+Idle+BT+WIFI+GPS+Camera on+Earphone		
Note	Adapter:Phitek+USB Cable:Luxshare+Battery:SCUD+Earphone:Lianchuang		
Test Engineer	kevin Li		



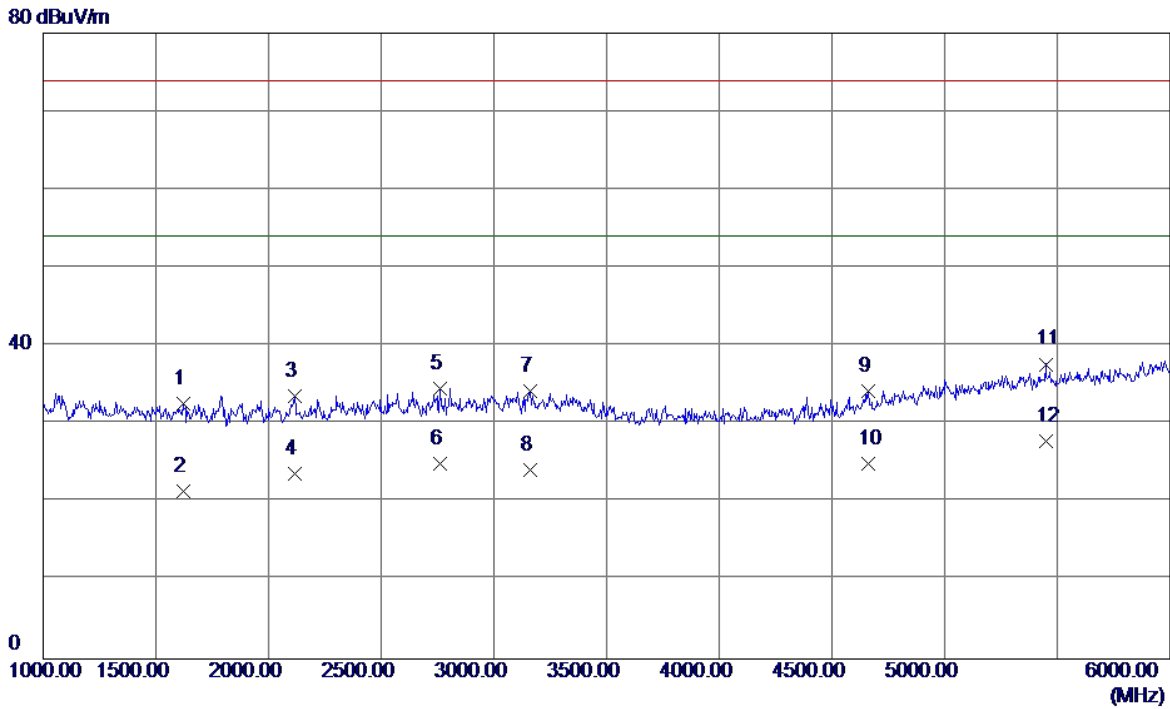
No.	Freq. MHz	Reading Level dBuV/m	Correct Factor dB	Measure ment dBuV/m	Limit dBuV/m	Margin dB	Detector
1	1337.5000	39.86	-5.53	34.33	74.00	-39.67	Peak
2	1337.5000	29.76	-5.53	24.23	54.00	-29.77	AVG
3	1705.0000	37.78	-3.97	33.81	74.00	-40.19	Peak
4	1705.0000	27.97	-3.97	24.00	54.00	-30.00	AVG
5	2560.0000	33.90	0.44	34.34	74.00	-39.66	Peak
6	2560.0000	23.54	0.44	23.98	54.00	-30.02	AVG
7	3237.5000	32.20	2.33	34.53	74.00	-39.47	Peak
8	3237.5000	22.45	2.33	24.78	54.00	-29.22	AVG
9	4890.0000	30.07	5.78	35.85	74.00	-38.15	Peak
10	4890.0000	21.56	5.78	27.34	54.00	-26.66	AVG
11	5700.0000	29.75	8.19	37.94	74.00	-36.06	Peak
12 *	5700.0000	20.03	8.19	28.22	54.00	-25.78	AVG

EUT	Smart Phone	Model Name	CRO-L22
Temperature	25°C	Relative Humidity	60%
Test Voltage	AC 120V/60Hz	Polarization	Vertical
Test Mode	Adapter+Idle+BT+WIFI+GPS+Camera on+Earphone		
Note	Adapter:Huntkey+USB Cable:Luxshare+Battery:SCUD+Earphone:Lianchuang		
Test Engineer	kevin Li		



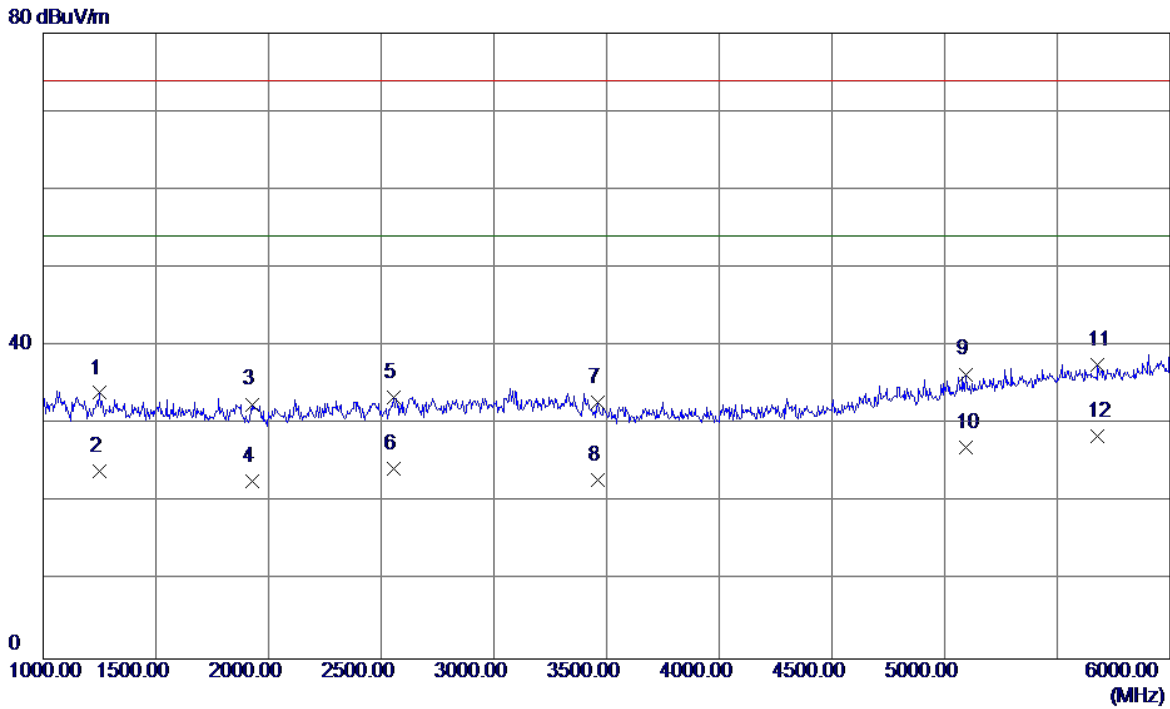
No.	Freq. MHz	Reading Level dBuV/m	Correct Factor dB	Measure ment dBuV/m	Limit dBuV/m	Margin dB	Detector
1	1317.5000	37.96	-5.60	32.36	74.00	-41.64	Peak
2	1317.5000	27.97	-5.60	22.37	54.00	-31.63	AVG
3	1905.0000	36.70	-3.02	33.68	74.00	-40.32	Peak
4	1905.0000	26.54	-3.02	23.52	54.00	-30.48	AVG
5	2892.5000	30.57	1.92	32.49	74.00	-41.51	Peak
6	2892.5000	21.89	1.92	23.81	54.00	-30.19	AVG
7	3062.5000	30.74	2.38	33.12	74.00	-40.88	Peak
8	3062.5000	20.56	2.38	22.94	54.00	-31.06	AVG
9	4657.5000	29.26	4.65	33.91	74.00	-40.09	Peak
10	4657.5000	20.54	4.65	25.19	54.00	-28.81	AVG
11	5425.0000	28.87	7.75	36.62	74.00	-37.38	Peak
12 *	5425.0000	20.93	7.75	28.68	54.00	-25.32	AVG

EUT	Smart Phone	Model Name	CRO-L22
Temperature	25°C	Relative Humidity	60%
Test Voltage	AC 120V/60Hz	Polarization	Horizontal
Test Mode	Adapter+Idle+BT+WIFI+GPS+Camera on+Earphone		
Note	Adapter:Huntkey+USB Cable:Luxshare+Battery:SCUD+Earphone:Lianchuang		
Test Engineer	kevin Li		



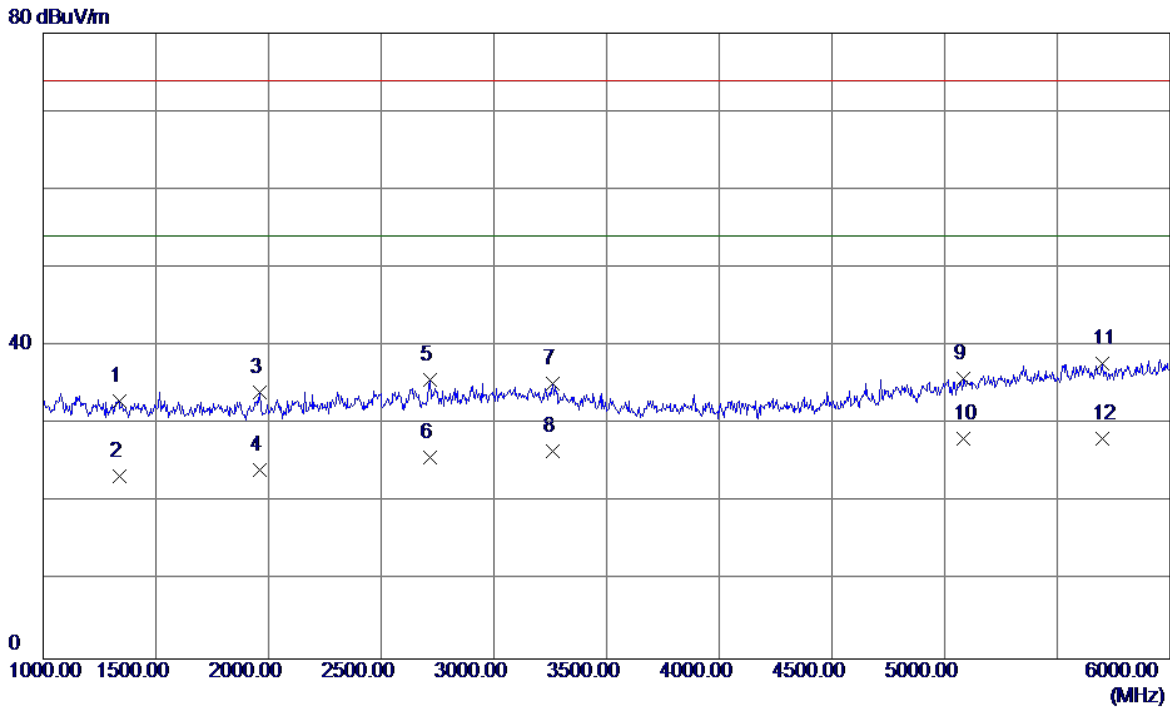
No.	Freq. MHz	Reading Level dBuV/m	Correct Factor dB	Measure ment dBuV/m	Limit dBuV/m	Margin dB	Detector
1	1622.5000	36.98	-4.37	32.61	74.00	-41.39	Peak
2	1622.5000	25.88	-4.37	21.51	54.00	-32.49	AVG
3	2115.0000	35.59	-1.94	33.65	74.00	-40.35	Peak
4	2115.0000	25.65	-1.94	23.71	54.00	-30.29	AVG
5	2762.5000	33.27	1.34	34.61	74.00	-39.39	Peak
6	2762.5000	23.65	1.34	24.99	54.00	-29.01	AVG
7	3162.5000	31.82	2.35	34.17	74.00	-39.83	Peak
8	3162.5000	21.76	2.35	24.11	54.00	-29.89	AVG
9	4660.0000	29.61	4.66	34.27	74.00	-39.73	Peak
10	4660.0000	20.34	4.66	25.00	54.00	-29.00	AVG
11	5447.5000	29.85	7.83	37.68	74.00	-36.32	Peak
12 *	5447.5000	20.03	7.83	27.86	54.00	-26.14	AVG

EUT	Smart Phone	Model Name	CRO-L22
Temperature	25°C	Relative Humidity	60%
Test Voltage	AC 120V/60Hz	Polarization	Vertical
Test Mode	Adapter+Idle+BT+WIFI+GPS+Camera on+Earphone		
Note	Adapter:BYD+USB Cable:Luxshare+Battery:SCUD+Earphone:Lianchuang		
Test Engineer	kevin Li		



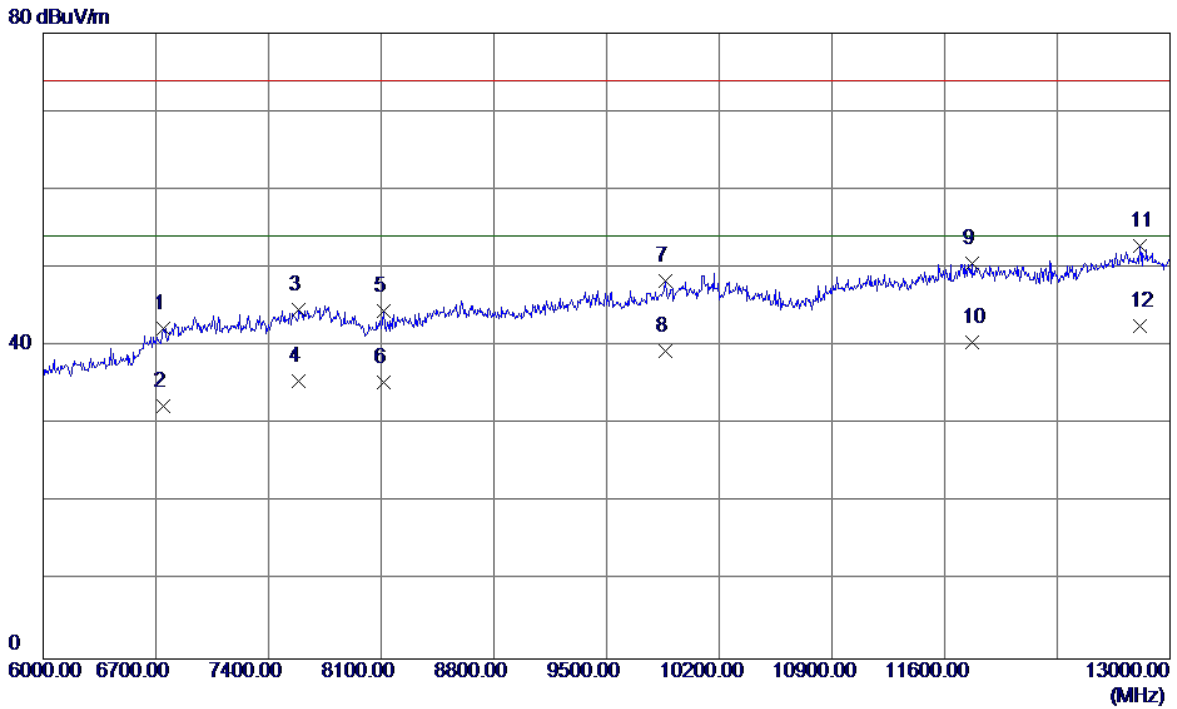
No.	Freq. MHz	Reading Level dBuV/m	Correct Factor dB	Measure ment dBuV/m	Limit dBuV/m	Margin dB	Detector
1	1250.0000	39.84	-5.84	34.00	74.00	-40.00	Peak
2	1250.0000	29.87	-5.84	24.03	54.00	-29.97	AVG
3	1927.5000	35.48	-2.92	32.56	74.00	-41.44	Peak
4	1927.5000	25.57	-2.92	22.65	54.00	-31.35	AVG
5	2555.0000	33.01	0.42	33.43	74.00	-40.57	Peak
6	2555.0000	23.97	0.42	24.39	54.00	-29.61	AVG
7	3462.5000	30.52	2.27	32.79	74.00	-41.21	Peak
8	3462.5000	20.68	2.27	22.95	54.00	-31.05	AVG
9	5095.0000	29.77	6.63	36.40	74.00	-37.60	Peak
10	5095.0000	20.45	6.63	27.08	54.00	-26.92	AVG
11	5680.0000	29.46	8.17	37.63	74.00	-36.37	Peak
12 *	5680.0000	20.31	8.17	28.48	54.00	-25.52	AVG

EUT	Smart Phone	Model Name	CRO-L22
Temperature	25°C	Relative Humidity	60%
Test Voltage	AC 120V/60Hz	Polarization	Horizontal
Test Mode	Adapter+Idle+BT+WIFI+GPS+Camera on+Earphone		
Note	Adapter:BYD+USB Cable:Luxshare+Battery:SCUD+Earphone:Lianchuang		
Test Engineer	kevin Li		



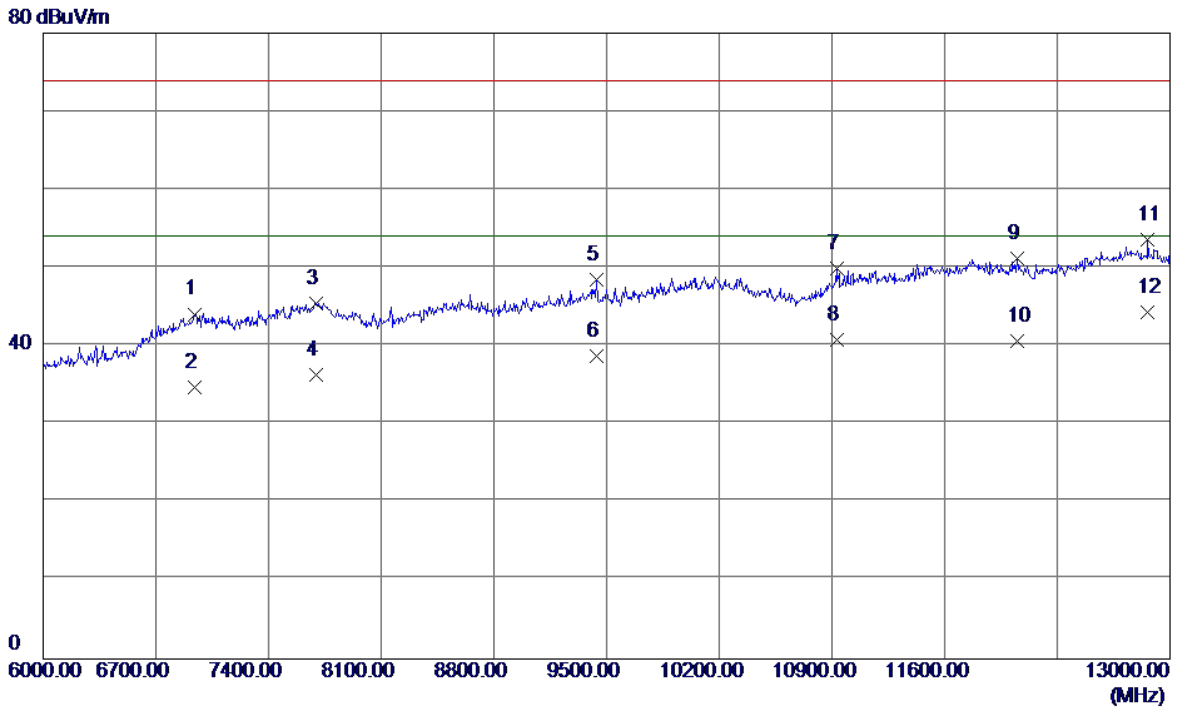
No.	Freq. MHz	Reading Level dBuV/m	Correct Factor dB	Measure ment dBuV/m	Limit dBuV/m	Margin dB	Detector
1	1337.5000	38.56	-5.53	33.03	74.00	-40.97	Peak
2	1337.5000	28.84	-5.53	23.31	54.00	-30.69	AVG
3	1960.0000	36.82	-2.76	34.06	74.00	-39.94	Peak
4	1960.0000	26.87	-2.76	24.11	54.00	-29.89	AVG
5	2717.5000	34.57	1.14	35.71	74.00	-38.29	Peak
6	2717.5000	24.56	1.14	25.70	54.00	-28.30	AVG
7	3262.5000	32.83	2.32	35.15	74.00	-38.85	Peak
8	3262.5000	24.31	2.32	26.63	54.00	-27.37	AVG
9	5085.0000	29.30	6.60	35.90	74.00	-38.10	Peak
10 *	5085.0000	21.54	6.60	28.14	54.00	-25.86	AVG
11	5702.5000	29.50	8.19	37.69	74.00	-36.31	Peak
12	5702.5000	19.90	8.19	28.09	54.00	-25.91	AVG

EUT	Smart Phone	Model Name	CRO-L22
Temperature	25°C	Relative Humidity	60%
Test Voltage	AC 120V/60Hz	Polarization	Vertical
Test Mode	Adapter+Idle+BT+WIFI+GPS+Camera on+Earphone		
Note	Adapter:Huntkey+USB Cable:Luxshare+Battery:SCUD+Earphone:Lianchuang		
Test Engineer	kevin Li		



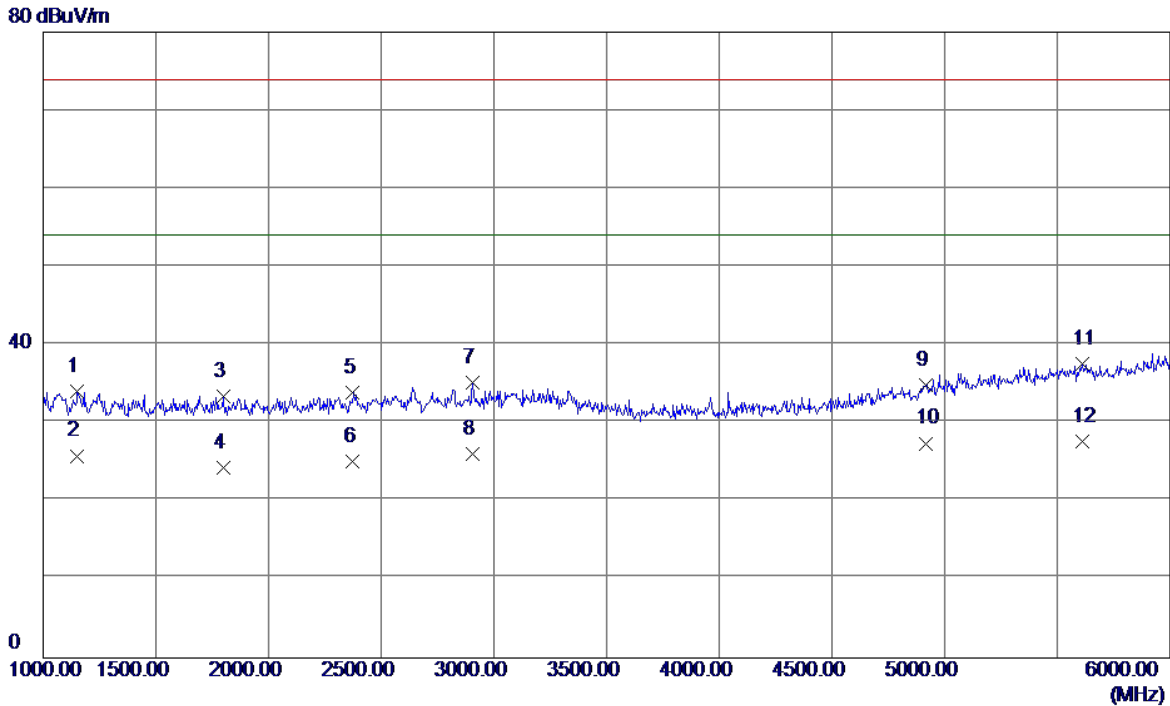
No.	Freq. MHz	Reading Level dBuV/m	Correct Factor dB	Measure ment dBuV/m	Limit dBuV/m	Margin dB	Detector
1	6745.5000	31.74	10.53	42.27	74.00	-31.73	Peak
2	6745.5000	21.86	10.53	32.39	54.00	-21.61	AVG
3	7589.0000	32.07	12.62	44.69	74.00	-29.31	Peak
4	7589.0000	22.85	12.62	35.47	54.00	-18.53	AVG
5	8114.0000	31.75	12.71	44.46	74.00	-29.54	Peak
6	8114.0000	22.66	12.71	35.37	54.00	-18.63	AVG
7	9864.0000	33.08	15.28	48.36	74.00	-25.64	Peak
8	9864.0000	24.01	15.28	39.29	54.00	-14.71	AVG
9	11768.0000	32.91	17.69	50.60	74.00	-23.40	Peak
10	11768.0000	22.78	17.69	40.47	54.00	-13.53	AVG
11	12811.0000	34.27	18.54	52.81	74.00	-21.19	Peak
12 *	12811.0000	23.98	18.54	42.52	54.00	-11.48	AVG

EUT	Smart Phone	Model Name	CRO-L22
Temperature	25°C	Relative Humidity	60%
Test Voltage	AC 120V/60Hz	Polarization	Horizontal
Test Mode	Adapter+Idle+BT+WIFI+GPS+Camera on+Earphone		
Note	Adapter:Huntkey+USB Cable:Luxshare+Battery:SCUD+Earphone:Lianchuang		
Test Engineer	kevin Li		



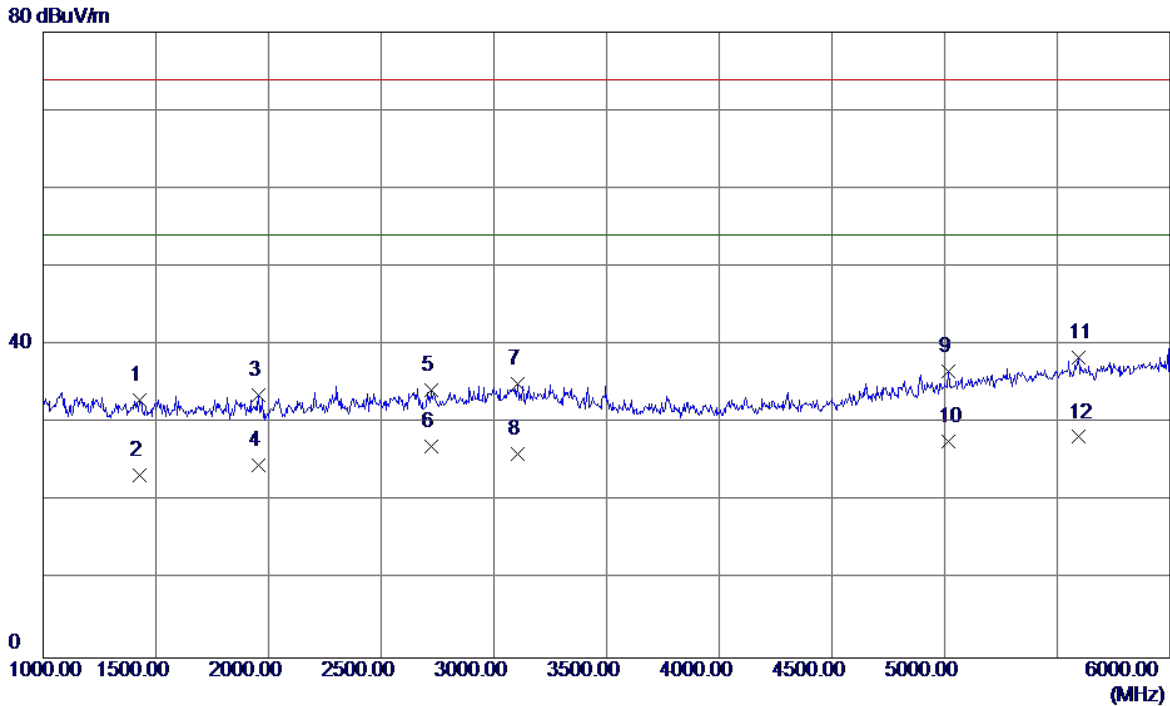
No.	Freq. MHz	Reading Level dBuV/m	Correct Factor dB	Measure ment dBuV/m	Limit dBuV/m	Margin dB	Detector
1	6938.0000	32.88	11.20	44.08	74.00	-29.92	Peak
2	6938.0000	23.53	11.20	34.73	54.00	-19.27	AVG
3	7694.0000	32.92	12.59	45.51	74.00	-28.49	Peak
4	7694.0000	23.78	12.59	36.37	54.00	-17.63	AVG
5	9437.0000	34.01	14.53	48.54	74.00	-25.46	Peak
6	9437.0000	24.21	14.53	38.74	54.00	-15.26	AVG
7	10928.0000	32.83	17.11	49.94	74.00	-24.06	Peak
8	10928.0000	23.62	17.11	40.73	54.00	-13.27	AVG
9	12051.5000	33.60	17.57	51.17	74.00	-22.83	Peak
10	12051.5000	23.12	17.57	40.69	54.00	-13.31	AVG
11	12863.5000	35.06	18.61	53.67	74.00	-20.33	Peak
12 *	12863.5000	25.68	18.61	44.29	54.00	-9.71	AVG

EUT	Smart Phone	Model Name	CRO-L22
Temperature	25°C	Relative Humidity	60%
Test Voltage	AC 120V/60Hz	Polarization	Vertical
Test Mode	Adapter+Idle+Playing+Speaker		
Note	Adapter:Huntkey+USB Cable:Luxshare+Battery:SCUD		
Test Engineer	kevin Li		



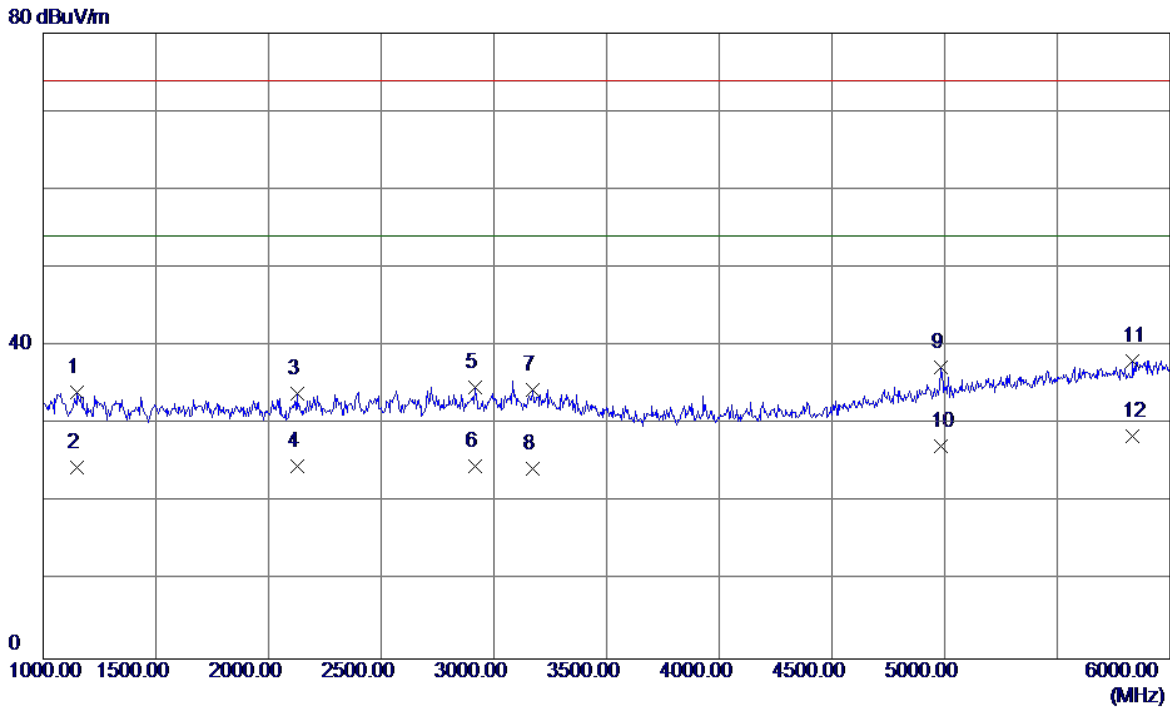
No.	Freq. MHz	Reading Level dBuV/m	Correct Factor dB	Measure ment dBuV/m	Limit dBuV/m	Margin dB	Detector
1	1152.5000	40.33	-6.19	34.14	74.00	-39.86	Peak
2	1152.5000	32.03	-6.19	25.84	54.00	-28.16	AVG
3	1797.5000	37.01	-3.53	33.48	74.00	-40.52	Peak
4	1797.5000	27.85	-3.53	24.32	54.00	-29.68	AVG
5	2375.0000	34.40	-0.52	33.88	74.00	-40.12	Peak
6	2375.0000	25.64	-0.52	25.12	54.00	-28.88	AVG
7	2907.5000	33.23	1.99	35.22	74.00	-38.78	Peak
8	2907.5000	24.16	1.99	26.15	54.00	-27.85	AVG
9	4915.0000	28.93	5.90	34.83	74.00	-39.17	Peak
10	4915.0000	21.54	5.90	27.44	54.00	-26.56	AVG
11	5612.5000	29.53	8.11	37.64	74.00	-36.36	Peak
12 *	5612.5000	19.56	8.11	27.67	54.00	-26.33	AVG

EUT	Smart Phone	Model Name	CRO-L22
Temperature	25°C	Relative Humidity	60%
Test Voltage	AC 120V/60Hz	Polarization	Horizontal
Test Mode	Adapter+Idle+Playing+Speaker		
Note	Adapter:Huntkey+USB Cable:Luxshare+Battery:SCUD		
Test Engineer	kevin Li		



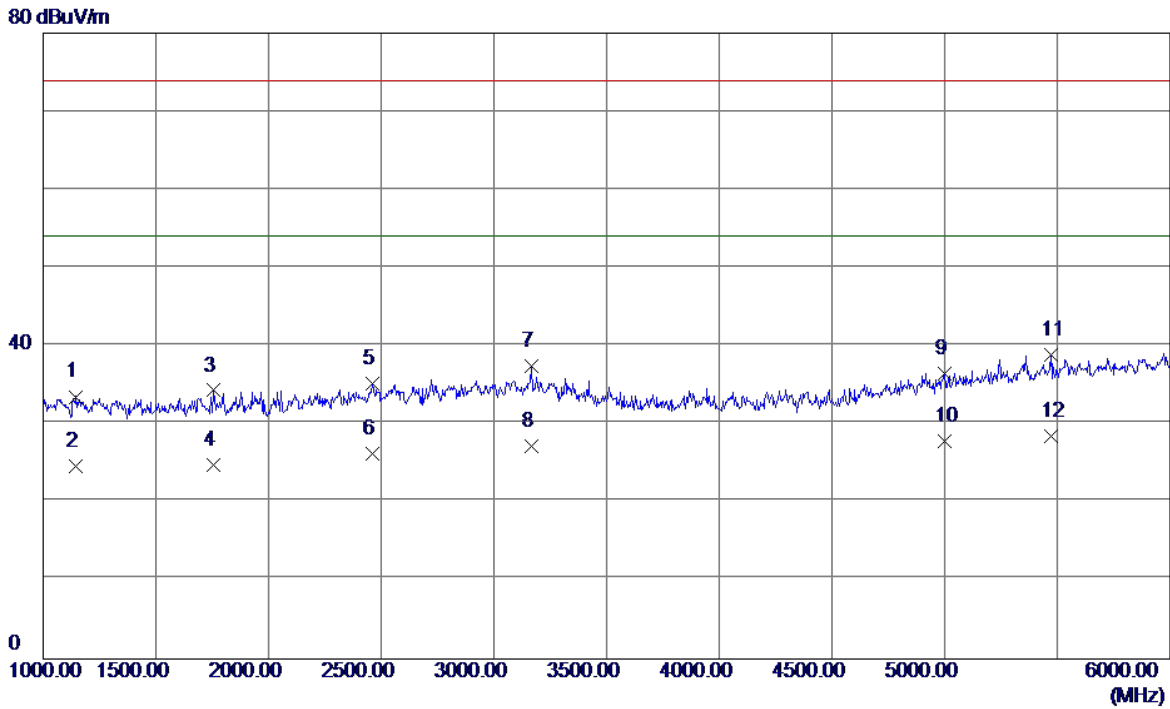
No.	Freq. MHz	Reading Level dBuV/m	Correct Factor dB	Measure ment dBuV/m	Limit dBuV/m	Margin dB	Detector
1	1427.5000	38.12	-5.21	32.91	74.00	-41.09	Peak
2	1427.5000	28.64	-5.21	23.43	54.00	-30.57	AVG
3	1955.0000	36.33	-2.78	33.55	74.00	-40.45	Peak
4	1955.0000	27.47	-2.78	24.69	54.00	-29.31	AVG
5	2720.0000	33.09	1.15	34.24	74.00	-39.76	Peak
6	2720.0000	25.88	1.15	27.03	54.00	-26.97	AVG
7	3105.0000	32.74	2.37	35.11	74.00	-38.89	Peak
8	3105.0000	23.64	2.37	26.01	54.00	-27.99	AVG
9	5017.5000	30.27	6.37	36.64	74.00	-37.36	Peak
10	5017.5000	21.30	6.37	27.67	54.00	-26.33	AVG
11	5592.5000	30.25	8.09	38.34	74.00	-35.66	Peak
12 *	5592.5000	20.15	8.09	28.24	54.00	-25.76	AVG

EUT	Smart Phone	Model Name	CRO-L22
Temperature	25°C	Relative Humidity	60%
Test Voltage	AC 120V/60Hz	Polarization	Vertical
Test Mode	Adapter+Traffic (GSM)+ Earphone		
Note	Adapter:Huntkey+USB Cable:Luxshare+Battery:SCUD+Earphone:Lianchuang		
Test Engineer	kevin Li		



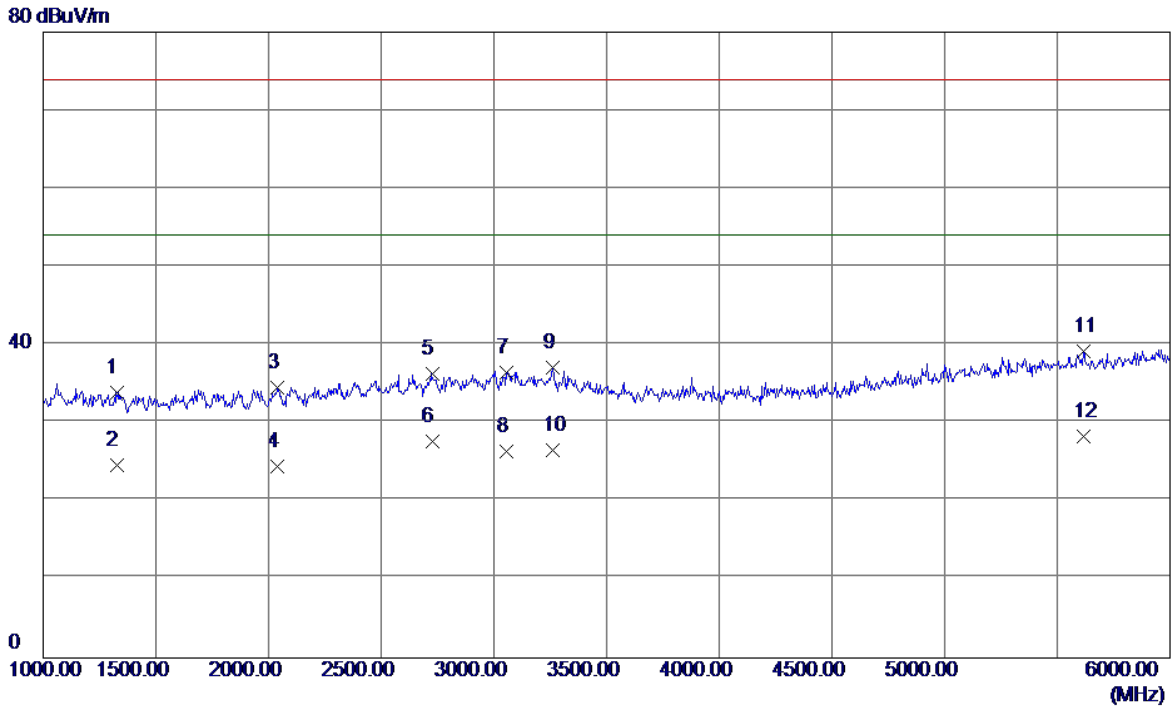
No.	Freq. MHz	Reading Level dBuV/m	Correct Factor dB	Measure ment dBuV/m	Limit dBuV/m	Margin dB	Detector
1	1152.5000	40.34	-6.19	34.15	74.00	-39.85	Peak
2	1152.5000	30.68	-6.19	24.49	54.00	-29.51	AVG
3	2127.5000	35.84	-1.87	33.97	74.00	-40.03	Peak
4	2127.5000	26.57	-1.87	24.70	54.00	-29.30	AVG
5	2917.5000	32.63	2.03	34.66	74.00	-39.34	Peak
6	2917.5000	22.65	2.03	24.68	54.00	-29.32	AVG
7	3172.5000	32.10	2.35	34.45	74.00	-39.55	Peak
8	3172.5000	21.98	2.35	24.33	54.00	-29.67	AVG
9	4985.0000	31.11	6.24	37.35	74.00	-36.65	Peak
10	4985.0000	21.02	6.24	27.26	54.00	-26.74	AVG
11	5835.0000	29.70	8.31	38.01	74.00	-35.99	Peak
12 *	5835.0000	20.11	8.31	28.42	54.00	-25.58	AVG

EUT	Smart Phone	Model Name	CRO-L22
Temperature	25°C	Relative Humidity	60%
Test Voltage	AC 120V/60Hz	Polarization	Horizontal
Test Mode	Adapter+Traffic (GSM)+ Earphone		
Note	Adapter:Huntkey+USB Cable:Luxshare+Battery:SCUD+Earphone:Lianchuang		
Test Engineer	kevin Li		



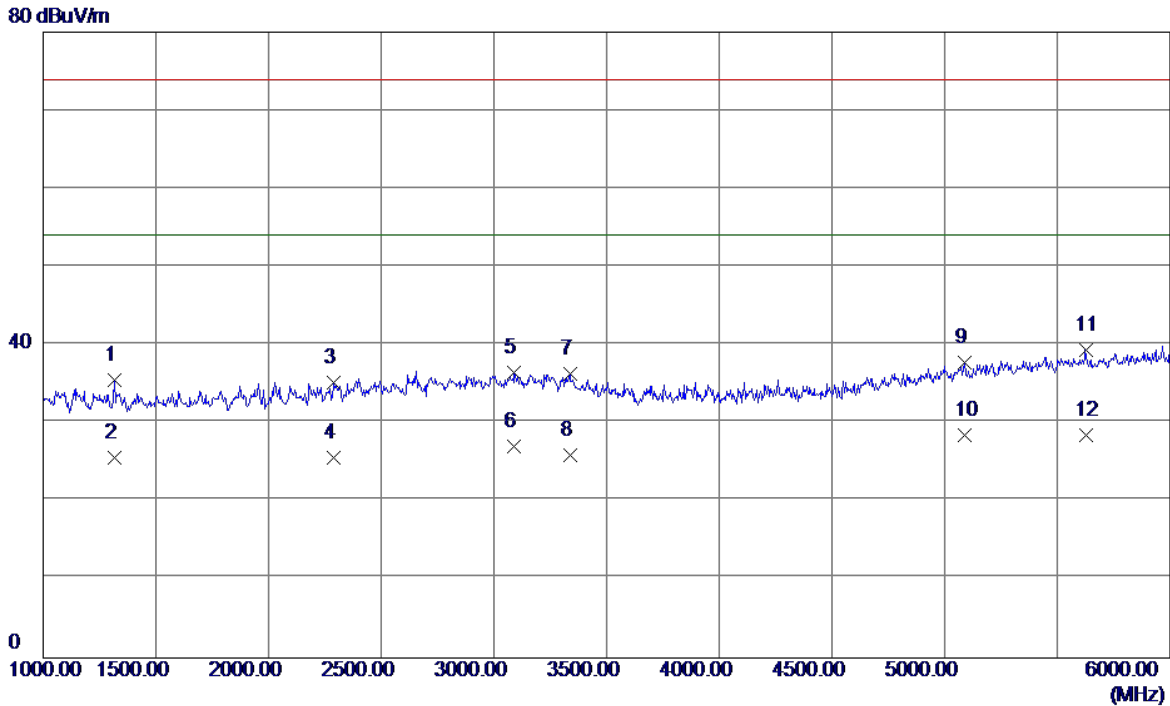
No.	Freq. MHz	Reading Level dBuV/m	Correct Factor dB	Measure ment dBuV/m	Limit dBuV/m	Margin dB	Detector
1	1145.0000	39.73	-6.21	33.52	74.00	-40.48	Peak
2	1145.0000	30.86	-6.21	24.65	54.00	-29.35	AVG
3	1757.5000	38.04	-3.72	34.32	74.00	-39.68	Peak
4	1757.5000	28.54	-3.72	24.82	54.00	-29.18	AVG
5	2460.0000	35.24	-0.05	35.19	74.00	-38.81	Peak
6	2460.0000	26.35	-0.05	26.30	54.00	-27.70	AVG
7	3165.0000	35.04	2.35	37.39	74.00	-36.61	Peak
8	3165.0000	24.88	2.35	27.23	54.00	-26.77	AVG
9	5002.5000	30.21	6.32	36.53	74.00	-37.47	Peak
10	5002.5000	21.56	6.32	27.88	54.00	-26.12	AVG
11	5472.5000	31.01	7.92	38.93	74.00	-35.07	Peak
12 *	5472.5000	20.54	7.92	28.46	54.00	-25.54	AVG

EUT	Smart Phone	Model Name	CRO-L22
Temperature	25°C	Relative Humidity	60%
Test Voltage	AC 120V/60Hz	Polarization	Vertical
Test Mode	Adapter+Traffic (WCDMA)		
Note	Adapter:Huntkey+USB Cable:Luxshare+Battery:SCUD		
Test Engineer	kevin Li		



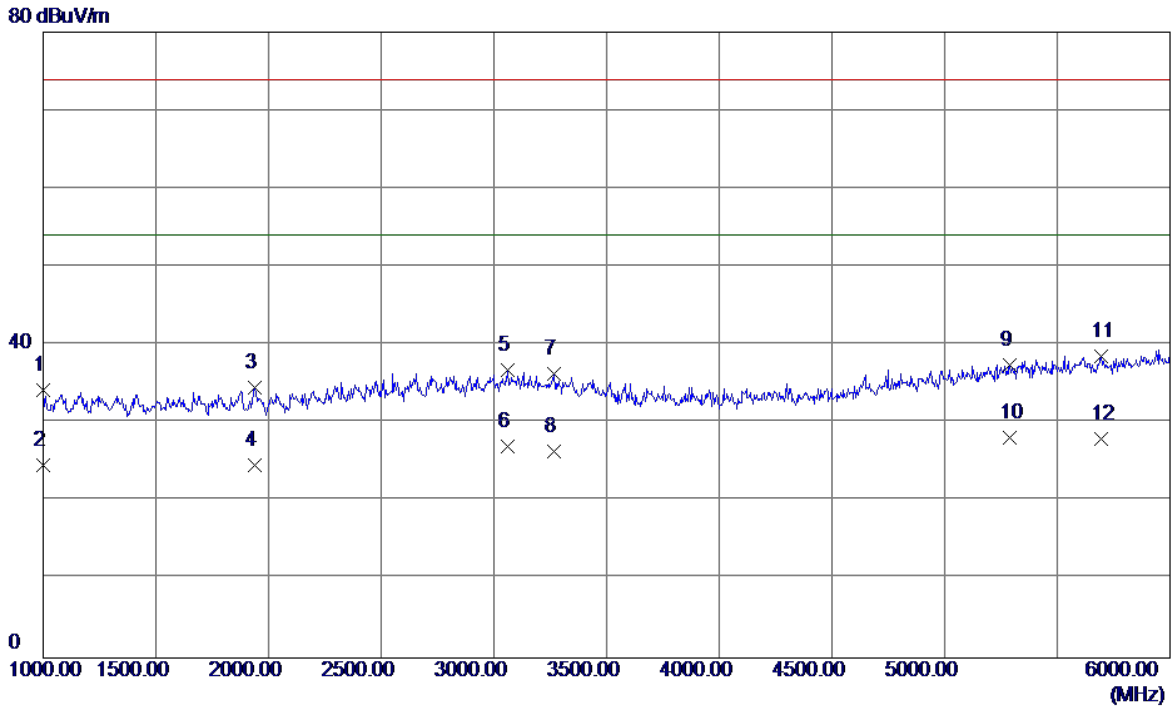
No.	Freq. MHz	Reading Level dBuV/m	Correct Factor dB	Measure ment dBuV/m	Limit dBuV/m	Margin dB	Detector
1	1325.0000	39.50	-5.57	33.93	74.00	-40.07	Peak
2	1325.0000	30.20	-5.57	24.63	54.00	-29.37	AVG
3	2040.0000	36.95	-2.35	34.60	74.00	-39.40	Peak
4	2040.0000	26.87	-2.35	24.52	54.00	-29.48	AVG
5	2725.0000	35.17	1.17	36.34	74.00	-37.66	Peak
6	2725.0000	26.54	1.17	27.71	54.00	-26.29	AVG
7	3057.5000	34.17	2.38	36.55	74.00	-37.45	Peak
8	3057.5000	24.00	2.38	26.38	54.00	-27.62	AVG
9	3260.0000	34.75	2.32	37.07	74.00	-36.93	Peak
10	3260.0000	24.31	2.32	26.63	54.00	-27.37	AVG
11	5617.5000	31.13	8.12	39.25	74.00	-34.75	Peak
12 *	5617.5000	20.27	8.12	28.39	54.00	-25.61	AVG

EUT	Smart Phone	Model Name	CRO-L22
Temperature	25°C	Relative Humidity	60%
Test Voltage	AC 120V/60Hz	Polarization	Horizontal
Test Mode	Adapter+Traffic (WCDMA)		
Note	Adapter:Huntkey+USB Cable:Luxshare+Battery:SCUD		
Test Engineer	kevin Li		



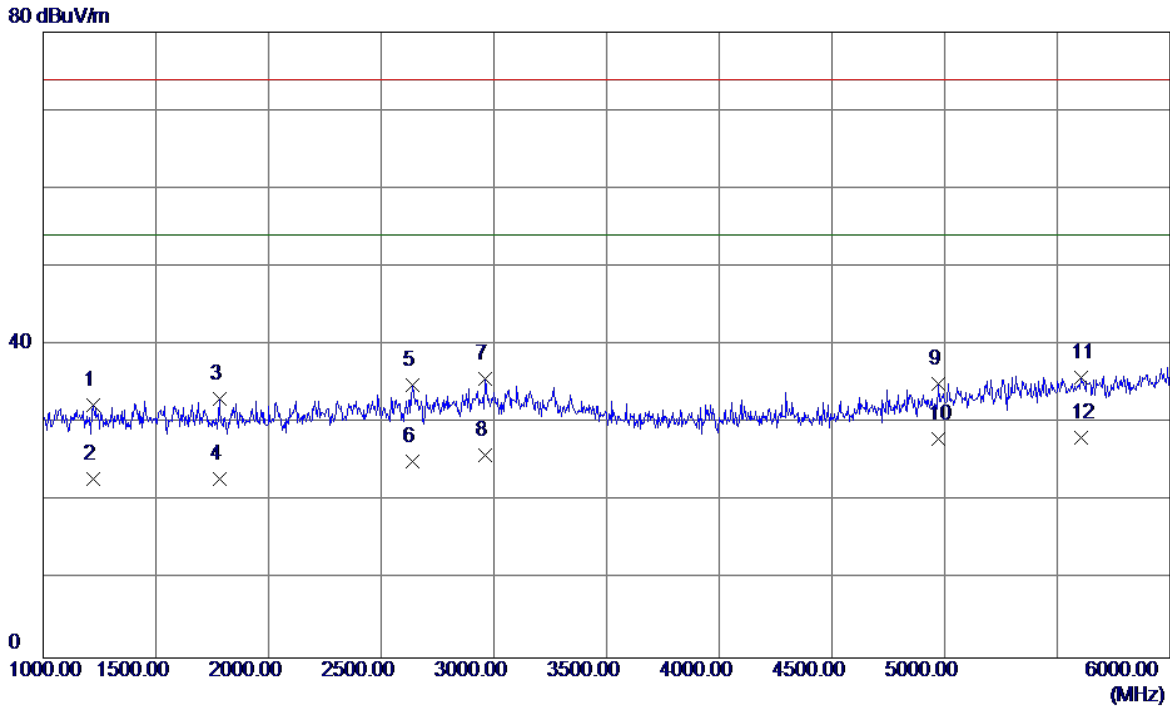
No.	Freq. MHz	Reading Level dBuV/m	Correct Factor dB	Measure ment dBuV/m	Limit dBuV/m	Margin dB	Detector
1	1317.5000	41.15	-5.60	35.55	74.00	-38.45	Peak
2	1317.5000	31.26	-5.60	25.66	54.00	-28.34	AVG
3	2290.0000	36.22	-0.98	35.24	74.00	-38.76	Peak
4	2290.0000	26.57	-0.98	25.59	54.00	-28.41	AVG
5	3090.0000	34.07	2.37	36.44	74.00	-37.56	Peak
6	3090.0000	24.66	2.37	27.03	54.00	-26.97	AVG
7	3337.5000	33.96	2.30	36.26	74.00	-37.74	Peak
8	3337.5000	23.68	2.30	25.98	54.00	-28.02	AVG
9	5087.5000	31.17	6.61	37.78	74.00	-36.22	Peak
10 *	5087.5000	21.89	6.61	28.50	54.00	-25.50	AVG
11	5625.0000	31.18	8.12	39.30	74.00	-34.70	Peak
12	5625.0000	20.37	8.12	28.49	54.00	-25.51	AVG

EUT	Smart Phone	Model Name	CRO-L22
Temperature	25°C	Relative Humidity	60%
Test Voltage	AC 120V/60Hz	Polarization	Vertical
Test Mode	Adapter+Traffic (LTE)		
Note	Adapter:Huntkey+USB Cable:Luxshare+Battery:SCUD		
Test Engineer	kevin Li		



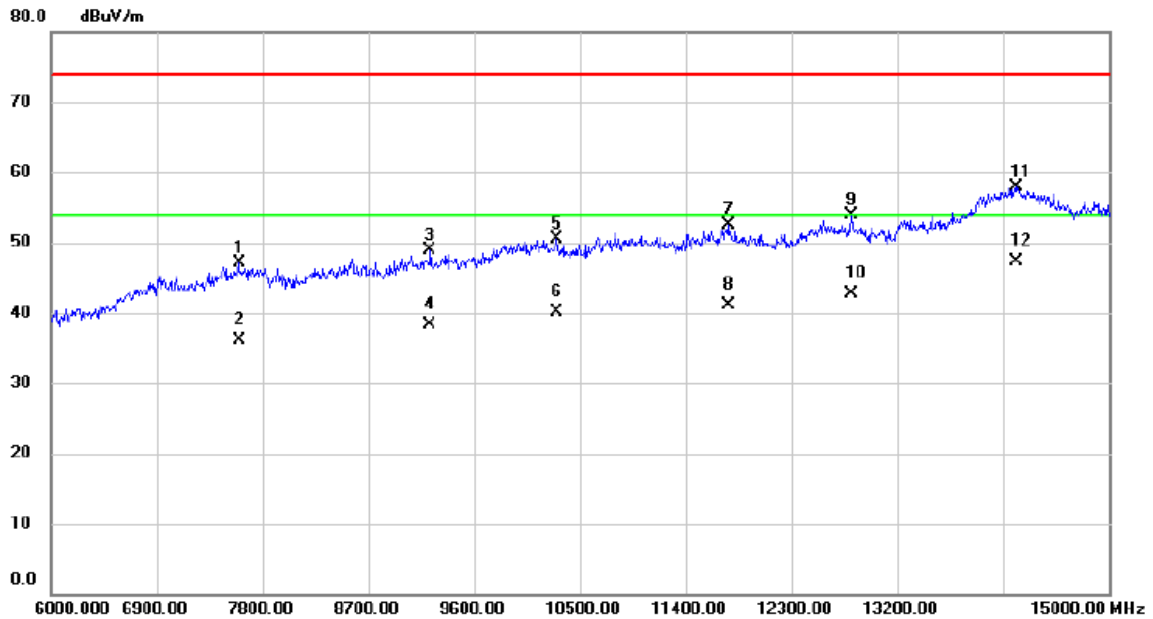
No.	Freq. MHz	Reading Level dBuV/m	Correct Factor dB	Measure ment dBuV/m	Limit dBuV/m	Margin dB	Detector
1	1000.0000	40.96	-6.73	34.23	74.00	-39.77	Peak
2	1000.0000	31.38	-6.73	24.65	54.00	-29.35	AVG
3	1940.0000	37.47	-2.86	34.61	74.00	-39.39	Peak
4	1940.0000	27.45	-2.86	24.59	54.00	-29.41	AVG
5	3060.0000	34.48	2.38	36.86	74.00	-37.14	Peak
6	3060.0000	24.61	2.38	26.99	54.00	-27.01	AVG
7	3267.5000	34.06	2.32	36.38	74.00	-37.62	Peak
8	3267.5000	24.03	2.32	26.35	54.00	-27.65	AVG
9	5290.0000	30.17	7.30	37.47	74.00	-36.53	Peak
10 *	5290.0000	20.87	7.30	28.17	54.00	-25.83	AVG
11	5692.5000	30.34	8.18	38.52	74.00	-35.48	Peak
12	5692.5000	19.89	8.18	28.07	54.00	-25.93	AVG

EUT	Smart Phone	Model Name	CRO-L22
Temperature	25°C	Relative Humidity	60%
Test Voltage	AC 120V/60Hz	Polarization	Horizontal
Test Mode	Adapter+Traffic (LTE)		
Note	Adapter:Huntkey+USB Cable:Luxshare+Battery:SCUD		
Test Engineer	kevin Li		



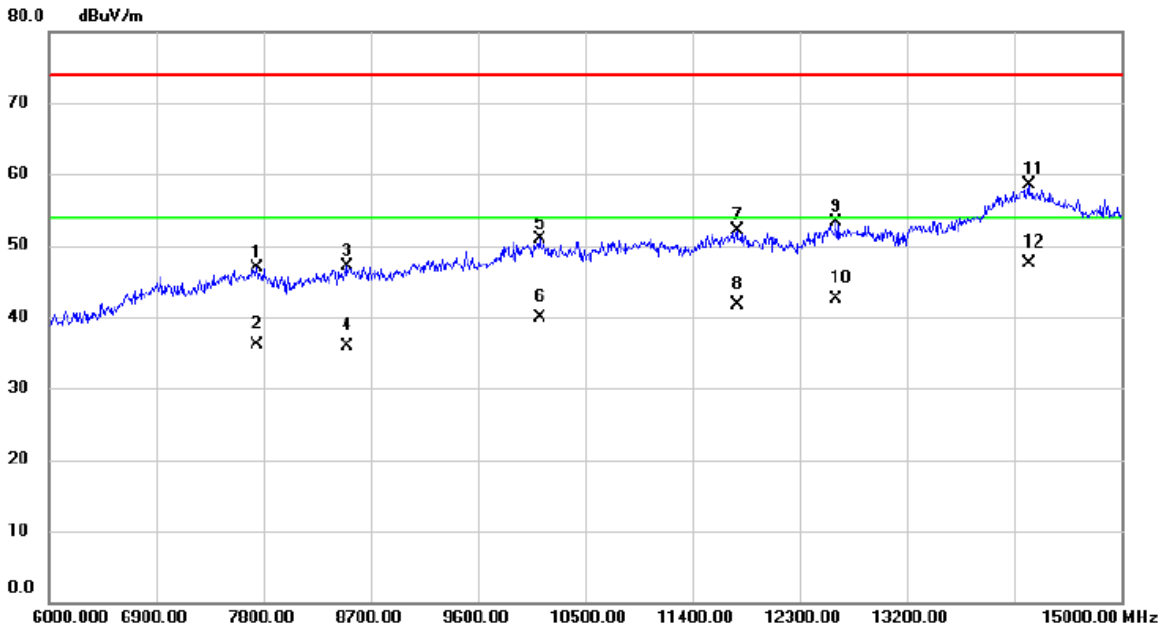
No.	Freq. MHz	Reading Level dBuV/m	Correct Factor dB	Measure ment dBuV/m	Limit dBuV/m	Margin dB	Detector
1	1222.5000	38.24	-5.94	32.30	74.00	-41.70	Peak
2	1222.5000	28.78	-5.94	22.84	54.00	-31.16	AVG
3	1782.5000	36.66	-3.61	33.05	74.00	-40.95	Peak
4	1782.5000	26.54	-3.61	22.93	54.00	-31.07	AVG
5	2640.0000	34.16	0.79	34.95	74.00	-39.05	Peak
6	2640.0000	24.31	0.79	25.10	54.00	-28.90	AVG
7	2962.5000	33.43	2.23	35.66	74.00	-38.34	Peak
8	2962.5000	23.65	2.23	25.88	54.00	-28.12	AVG
9	4972.5000	28.80	6.18	34.98	74.00	-39.02	Peak
10	4972.5000	21.82	6.18	28.00	54.00	-26.00	AVG
11	5607.5000	27.75	8.11	35.86	74.00	-38.14	Peak
12 *	5607.5000	20.02	8.11	28.13	54.00	-25.87	AVG

EUT	Smart Phone	Model Name	CRO-L22
Temperature	25°C	Relative Humidity	60%
Test Voltage	AC 120V/60Hz	Polarization	Vertical
Test Mode	Adapter+Traffic (LTE)		
Note	Adapter:Huntkey+USB Cable:Luxshare+Battery:SCUD		
Test Engineer	kevin Li		



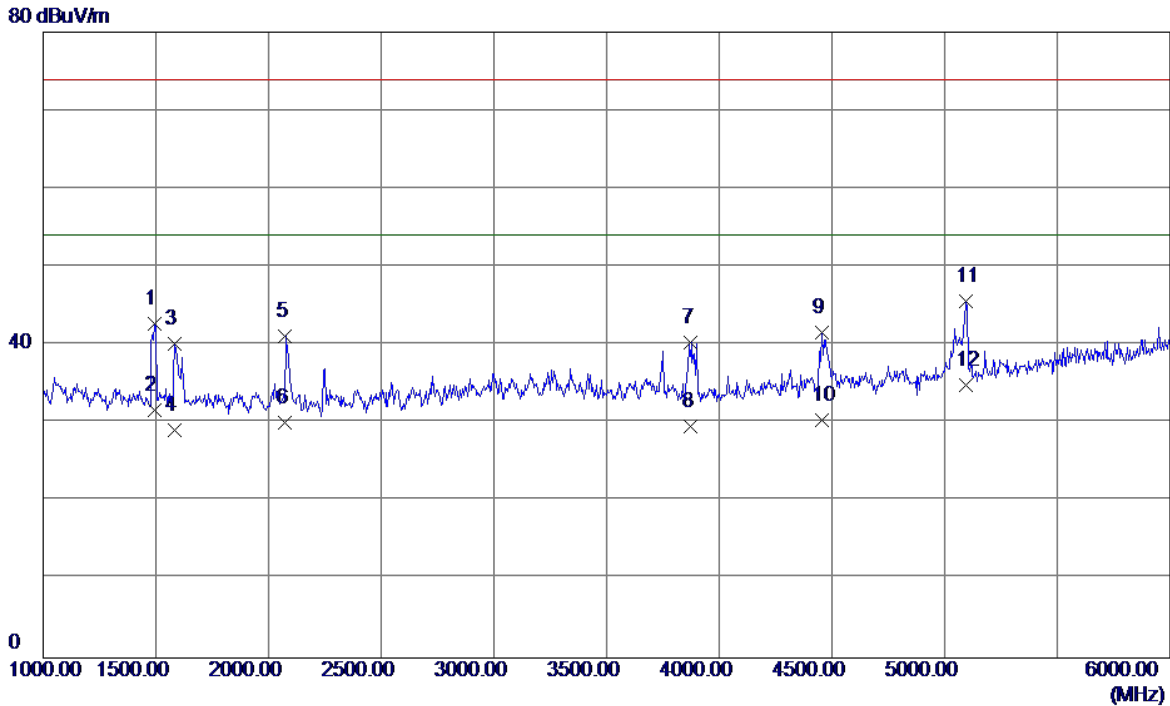
No.	Mk.	Freq. MHz	Reading Level dBuV	Correct Factor dB	Measure- ment dBuV/m	Limit dBuV/m	Margin dB	Detector	Comment
1		7597.500	34.42	12.62	47.04	74.00	-26.96	peak	
2		7597.500	23.46	12.62	36.08	54.00	-17.92	AVG	
3		9222.000	34.28	14.53	48.81	74.00	-25.19	peak	
4		9222.000	23.84	14.53	38.37	54.00	-15.63	AVG	
5		10302.00	34.26	16.23	50.49	74.00	-23.51	peak	
6		10302.00	23.96	16.23	40.19	54.00	-13.81	AVG	
7		11764.50	34.80	17.69	52.49	74.00	-21.51	peak	
8		11764.50	23.45	17.69	41.14	54.00	-12.86	AVG	
9		12808.50	35.43	18.54	53.97	74.00	-20.03	peak	
10		12808.50	24.22	18.54	42.76	54.00	-11.24	AVG	
11		14217.00	35.17	22.66	57.83	74.00	-16.17	peak	
12	*	14217.00	24.63	22.66	47.29	54.00	-6.71	AVG	

EUT	Smart Phone	Model Name	CRO-L22
Temperature	25°C	Relative Humidity	60%
Test Voltage	AC 120V/60Hz	Polarization	Horizontal
Test Mode	Adapter+Traffic (LTE)		
Note	Adapter:Huntkey+USB Cable:Luxshare+Battery:SCUD		
Test Engineer	kevin Li		



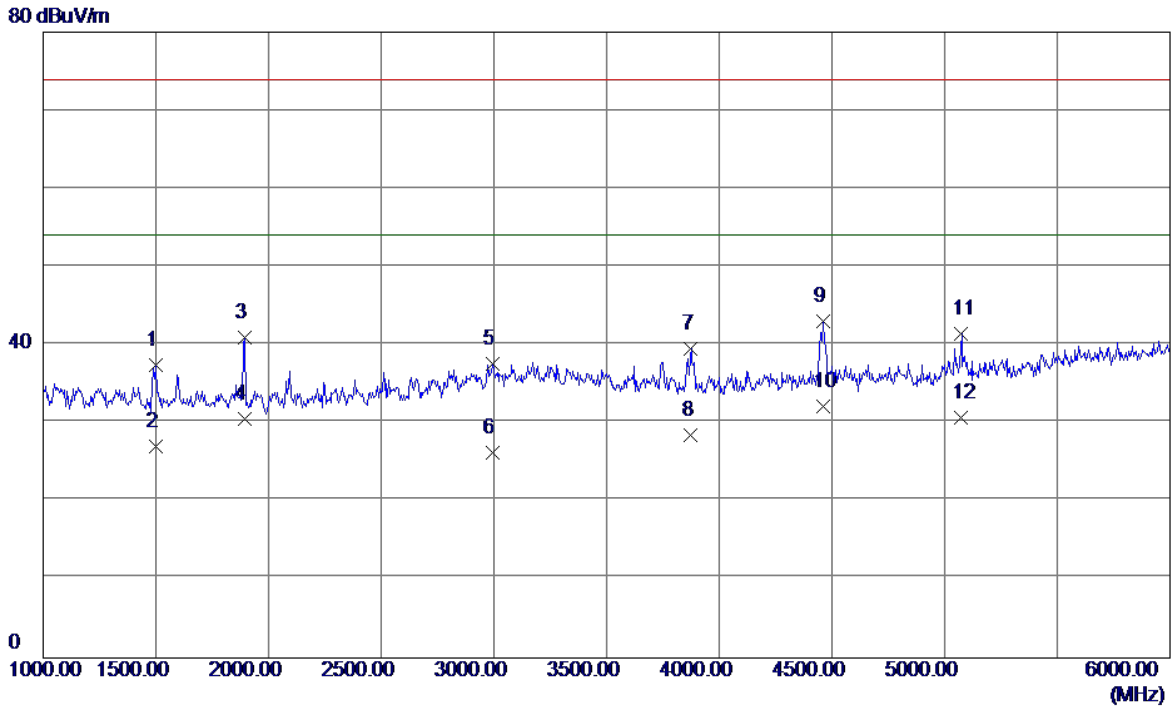
No.	Mk.	Freq. MHz	Reading Level dBuV	Correct Factor dB	Measure- ment dBuV/m	Limit dBuV/m	Margin dB	Detector	Comment
1		7750.500	34.32	12.58	46.90	74.00	-27.10	peak	
2		7750.500	23.46	12.58	36.04	54.00	-17.96	AVG	
3		8506.500	33.79	13.40	47.19	74.00	-26.81	peak	
4		8506.500	22.52	13.40	35.92	54.00	-18.08	AVG	
5		10117.500	35.01	15.82	50.83	74.00	-23.17	peak	
6		10117.500	24.18	15.82	40.00	54.00	-14.00	AVG	
7		11773.500	34.44	17.68	52.12	74.00	-21.88	peak	
8		11773.500	24.02	17.68	41.70	54.00	-12.30	AVG	
9		12606.000	35.10	18.24	53.34	74.00	-20.66	peak	
10		12606.000	24.25	18.24	42.49	54.00	-11.51	AVG	
11		14221.500	35.77	22.67	58.44	74.00	-15.56	peak	
12	*	14221.500	24.84	22.67	47.51	54.00	-6.49	AVG	

EUT	Smart Phone	Model Name	CRO-L22
Temperature	25°C	Relative Humidity	60%
Test Voltage	AC 120V/60Hz	Polarization	Vertical
Test Mode	USB copy(EUT with PC)+Idle+ Earphone		
Note	USB Cable:Luxshare+Battery:Sunwoda+Earphone:Quancheng(Black)		
Test Engineer	Kevin Li		



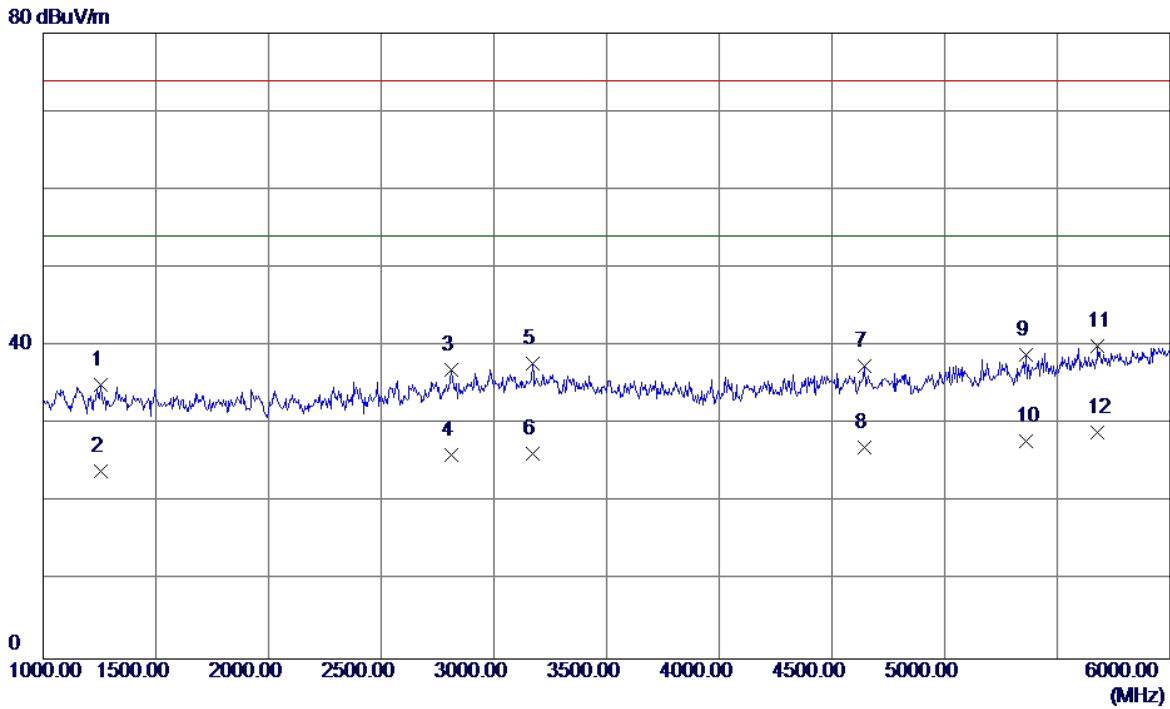
No.	Freq. MHz	Reading Level dBuV/m	Correct Factor dB	Measure ment dBuV/m	Limit dBuV/m	Margin dB	Detector
1	1495.0000	46.38	-3.61	42.77	74.00	-31.23	Peak
2	1495.0000	35.26	-3.61	31.65	54.00	-22.35	AVG
3	1585.0000	43.41	-3.27	40.14	74.00	-33.86	Peak
4	1585.0000	32.46	-3.27	29.19	54.00	-24.81	AVG
5	2075.0000	42.43	-1.36	41.07	74.00	-32.93	Peak
6	2075.0000	31.42	-1.36	30.06	54.00	-23.94	AVG
7	3875.0000	35.30	5.00	40.30	74.00	-33.70	Peak
8	3875.0000	24.56	5.00	29.56	54.00	-24.44	AVG
9	4455.0000	35.51	6.14	41.65	74.00	-32.35	Peak
10	4455.0000	24.19	6.14	30.33	54.00	-23.67	AVG
11	5095.0000	38.28	7.38	45.66	74.00	-28.34	Peak
12 *	5095.0000	27.44	7.38	34.82	54.00	-19.18	AVG

EUT	Smart Phone	Model Name	CRO-L22
Temperature	25°C	Relative Humidity	60%
Test Voltage	AC 120V/60Hz	Polarization	Horizontal
Test Mode	USB copy(EUT with PC)+Idle+ Earphone		
Note	USB Cable:Luxshare+Battery:Sunwoda+Earphone:Quancheng(Black)		
Test Engineer	Kevin Li		



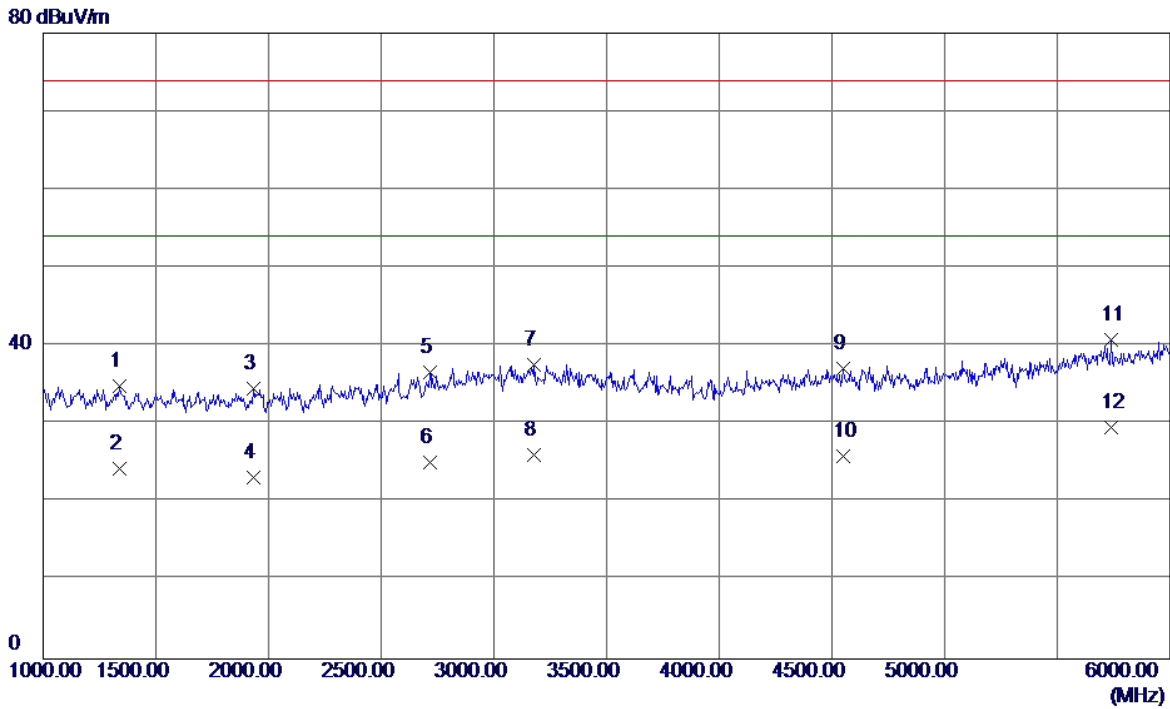
No.	Freq. MHz	Reading Level dBuV/m	Correct Factor dB	Measure ment dBuV/m	Limit dBuV/m	Margin dB	Detector
1	1500.0000	41.03	-3.59	37.44	74.00	-36.56	Peak
2	1500.0000	30.56	-3.59	26.97	54.00	-27.03	AVG
3	1895.0000	43.12	-2.14	40.98	74.00	-33.02	Peak
4	1895.0000	32.64	-2.14	30.50	54.00	-23.50	AVG
5	2995.0000	33.94	3.67	37.61	74.00	-36.39	Peak
6	2995.0000	22.55	3.67	26.22	54.00	-27.78	AVG
7	3875.0000	34.55	5.00	39.55	74.00	-34.45	Peak
8	3875.0000	23.45	5.00	28.45	54.00	-25.55	AVG
9	4460.0000	36.84	6.16	43.00	74.00	-31.00	Peak
10 *	4460.0000	25.97	6.16	32.13	54.00	-21.87	AVG
11	5075.0000	34.08	7.31	41.39	74.00	-32.61	Peak
12	5075.0000	23.44	7.31	30.75	54.00	-23.25	AVG

EUT	Smart Phone	Model Name	CRO-L22
Temperature	25°C	Relative Humidity	60%
Test Voltage	AC 120V/60Hz	Polarization	Vertical
Test Mode	Adapter+Idle+BT+WIFI+GPS+Camera on+Earphone		
Note	Adapter:Phitek+USB Cable:Luxshare+Battery:Sunwoda+Earphone:Lianchuang(Black)		
Test Engineer	Kevin Li		



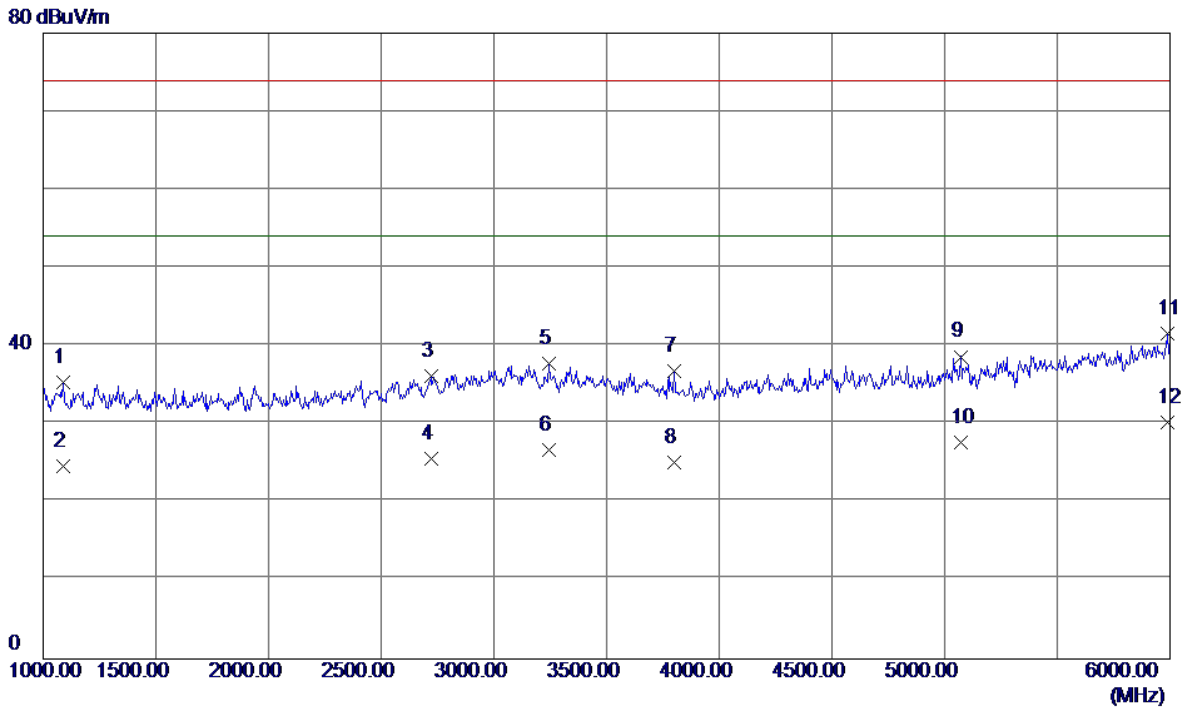
No.	Freq. MHz	Reading Level dBuV/m	Correct Factor dB	Measure ment dBuV/m	Limit dBuV/m	Margin dB	Detector
1	1255.0000	39.62	-4.58	35.04	74.00	-38.96	Peak
2	1255.0000	28.57	-4.58	23.99	54.00	-30.01	AVG
3	2810.0000	34.27	2.63	36.90	74.00	-37.10	Peak
4	2810.0000	23.41	2.63	26.04	54.00	-27.96	AVG
5	3170.0000	33.71	4.02	37.73	74.00	-36.27	Peak
6	3170.0000	22.22	4.02	26.24	74.00	-47.76	QP
7	4645.0000	31.02	6.48	37.50	74.00	-36.50	Peak
8	4645.0000	20.51	6.48	26.99	54.00	-27.01	AVG
9	5360.0000	30.51	8.32	38.83	74.00	-35.17	Peak
10	5360.0000	19.54	8.32	27.86	54.00	-26.14	AVG
11	5680.0000	30.48	9.54	40.02	74.00	-33.98	Peak
12 *	5680.0000	19.42	9.54	28.96	54.00	-25.04	AVG

EUT	Smart Phone	Model Name	CRO-L22
Temperature	25°C	Relative Humidity	60%
Test Voltage	AC 120V/60Hz	Polarization	Horizontal
Test Mode	Adapter+Idle+BT+WIFI+GPS+Camera on+Earphone		
Note	Adapter:Phitek+USB Cable:Luxshare+Battery:Sunwoda+Earphone:Lianchuang(Black)		
Test Engineer	Kevin Li		



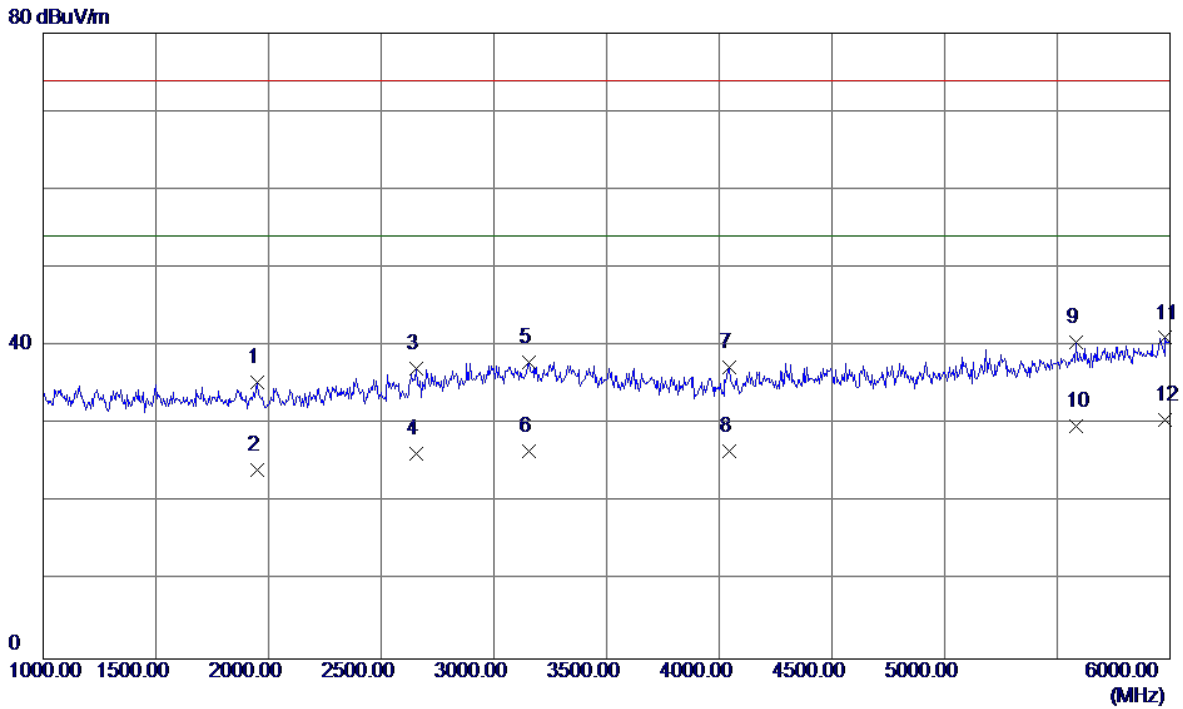
No.	Freq. MHz	Reading Level dBuV/m	Correct Factor dB	Measure ment dBuV/m	Limit dBuV/m	Margin dB	Detector
1	1340.0000	39.07	-4.23	34.84	74.00	-39.16	Peak
2	1340.0000	28.51	-4.23	24.28	54.00	-29.72	AVG
3	1935.0000	36.54	-2.00	34.54	74.00	-39.46	Peak
4	1935.0000	25.23	-2.00	23.23	54.00	-30.77	AVG
5	2715.0000	34.49	2.09	36.58	74.00	-37.42	Peak
6	2715.0000	23.10	2.09	25.19	54.00	-28.81	AVG
7	3180.0000	33.49	4.04	37.53	74.00	-36.47	Peak
8	3180.0000	22.05	4.04	26.09	54.00	-27.91	AVG
9	4550.0000	30.73	6.32	37.05	74.00	-36.95	Peak
10	4550.0000	19.59	6.32	25.91	54.00	-28.09	AVG
11	5740.0000	30.98	9.79	40.77	74.00	-33.23	Peak
12 *	5740.0000	19.74	9.79	29.53	54.00	-24.47	AVG

EUT	Smart Phone	Model Name	CRO-L22
Temperature	25°C	Relative Humidity	60%
Test Voltage	AC 120V/60Hz	Polarization	Vertical
Test Mode	Adapter+Idle+BT+WIFI+GPS+Camera on+Earphone		
Note	Adapter:Huntkey+USB Cable:Luxshare+Battery:Sunwoda+Earphone:Quancheng(Black)		
Test Engineer	Kevin Li		



No.	Freq. MHz	Reading Level dBuV/m	Correct Factor dB	Measure ment dBuV/m	Limit dBuV/m	Margin dB	Detector
1	1090.0000	40.61	-5.25	35.36	74.00	-38.64	Peak
2	1090.0000	29.84	-5.25	24.59	54.00	-29.41	AVG
3	2720.0000	34.10	2.12	36.22	74.00	-37.78	Peak
4	2720.0000	23.54	2.12	25.66	54.00	-28.34	AVG
5	3245.0000	33.65	4.17	37.82	74.00	-36.18	Peak
6	3245.0000	22.57	4.17	26.74	54.00	-27.26	AVG
7	3800.0000	31.81	4.93	36.74	74.00	-37.26	Peak
8	3800.0000	20.17	4.93	25.10	54.00	-28.90	AVG
9	5070.0000	31.35	7.29	38.64	74.00	-35.36	Peak
10	5070.0000	20.45	7.29	27.74	54.00	-26.26	AVG
11	5990.0000	30.76	10.80	41.56	74.00	-32.44	Peak
12 *	5990.0000	19.47	10.80	30.27	54.00	-23.73	AVG

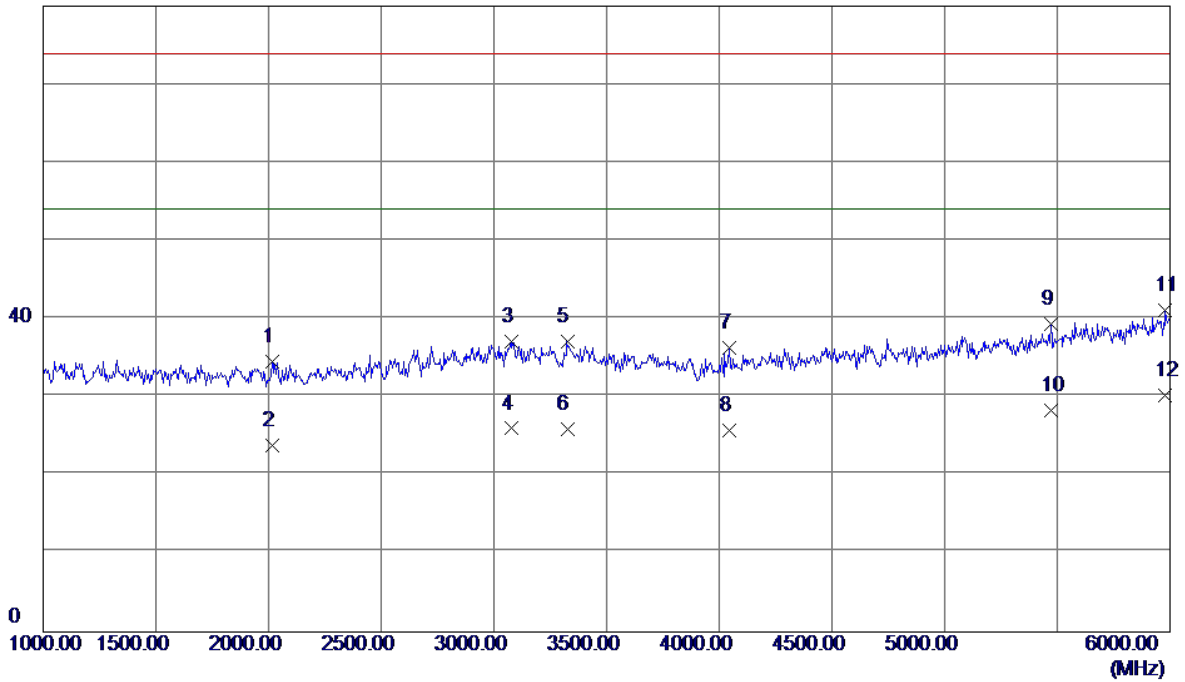
EUT	Smart Phone	Model Name	CRO-L22
Temperature	25°C	Relative Humidity	60%
Test Voltage	AC 120V/60Hz	Polarization	Horizontal
Test Mode	Adapter+Idle+BT+WIFI+GPS+Camera on+Earphone		
Note	Adapter:Huntkey+USB Cable:Luxshare+Battery:Sunwoda+Earphone:Quancheng(Black)		
Test Engineer	Kevin Li		



No.	Freq. MHz	Reading Level dBuV/m	Correct Factor dB	Measure ment dBuV/m	Limit dBuV/m	Margin dB	Detector
1	1950.0000	37.23	-1.94	35.29	74.00	-38.71	Peak
2	1950.0000	26.11	-1.94	24.17	54.00	-29.83	AVG
3	2655.0000	35.35	1.75	37.10	74.00	-36.90	Peak
4	2655.0000	24.55	1.75	26.30	54.00	-27.70	AVG
5	3155.0000	33.95	4.00	37.95	74.00	-36.05	Peak
6	3155.0000	22.51	4.00	26.51	54.00	-27.49	AVG
7	4045.0000	32.01	5.22	37.23	74.00	-36.77	Peak
8	4045.0000	21.29	5.22	26.51	54.00	-27.49	AVG
9	5585.0000	31.31	9.16	40.47	74.00	-33.53	Peak
10	5585.0000	20.55	9.16	29.71	54.00	-24.29	AVG
11	5980.0000	30.28	10.76	41.04	74.00	-32.96	Peak
12 *	5980.0000	19.84	10.76	30.60	54.00	-23.40	AVG

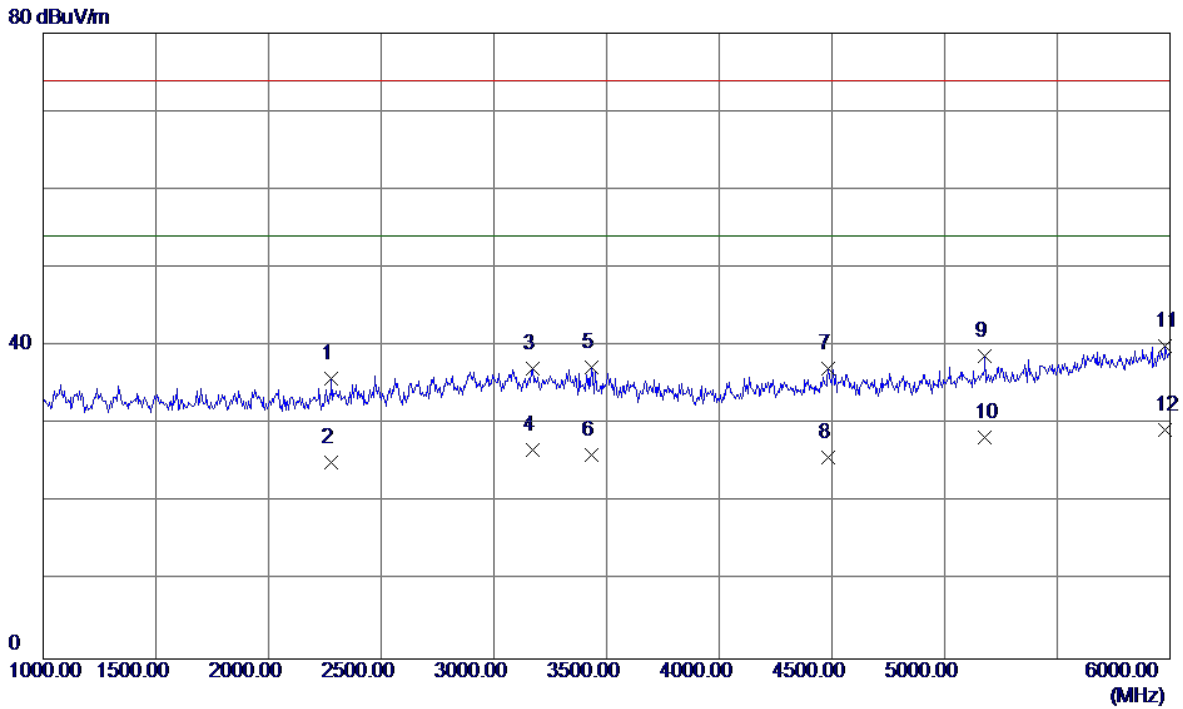
EUT	Smart Phone	Model Name	CRO-L22
Temperature	25°C	Relative Humidity	60%
Test Voltage	AC 120V/60Hz	Polarization	Vertical
Test Mode	Adapter+Idle+BT+WIFI+GPS+Camera on+Earphone		
Note	Adapter:BYD+USB Cable:Luxshare+Battery:Sunwoda+Earphone:Goer(Black)		
Test Engineer	Kevin Li		

80 dBuV/m



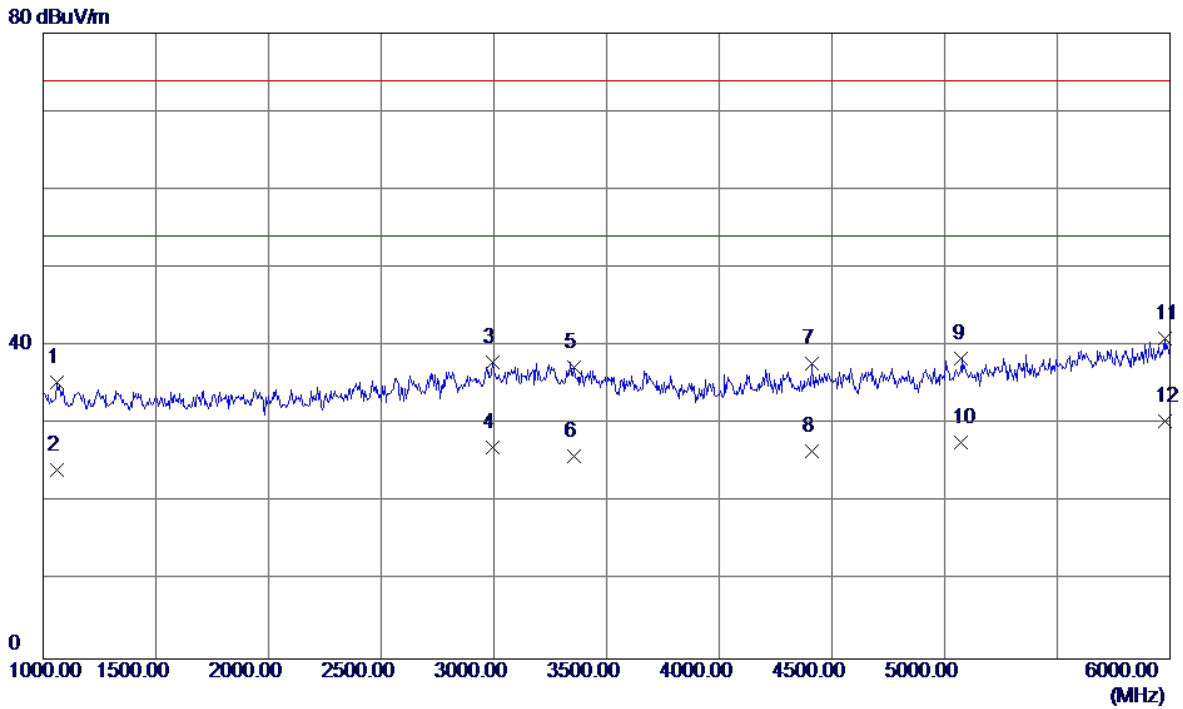
No.	Freq. MHz	Reading Level dBuV/m	Correct Factor dB	Measure ment dBuV/m	Limit dBuV/m	Margin dB	Detector
1	2015.0000	36.27	-1.68	34.59	74.00	-39.41	Peak
2	2015.0000	25.45	-1.68	23.77	54.00	-30.23	AVG
3	3080.0000	33.23	3.85	37.08	74.00	-36.92	Peak
4	3080.0000	22.15	3.85	26.00	54.00	-28.00	AVG
5	3325.0000	32.87	4.32	37.19	74.00	-36.81	Peak
6	3325.0000	21.53	4.32	25.85	54.00	-28.15	AVG
7	4045.0000	31.07	5.22	36.29	74.00	-37.71	Peak
8	4045.0000	20.54	5.22	25.76	54.00	-28.24	AVG
9	5470.0000	30.69	8.71	39.40	74.00	-34.60	Peak
10	5470.0000	19.58	8.71	28.29	54.00	-25.71	AVG
11	5980.0000	30.37	10.76	41.13	74.00	-32.87	Peak
12 *	5980.0000	19.45	10.76	30.21	54.00	-23.79	AVG

EUT	Smart Phone	Model Name	CRO-L22
Temperature	25°C	Relative Humidity	60%
Test Voltage	AC 120V/60Hz	Polarization	Horizontal
Test Mode	Adapter+Idle+BT+WIFI+GPS+Camera on+Earphone		
Note	Adapter:BYD+USB Cable:Luxshare+Battery:Sunwoda+Earphone:Goer(Black)		
Test Engineer	Kevin Li		



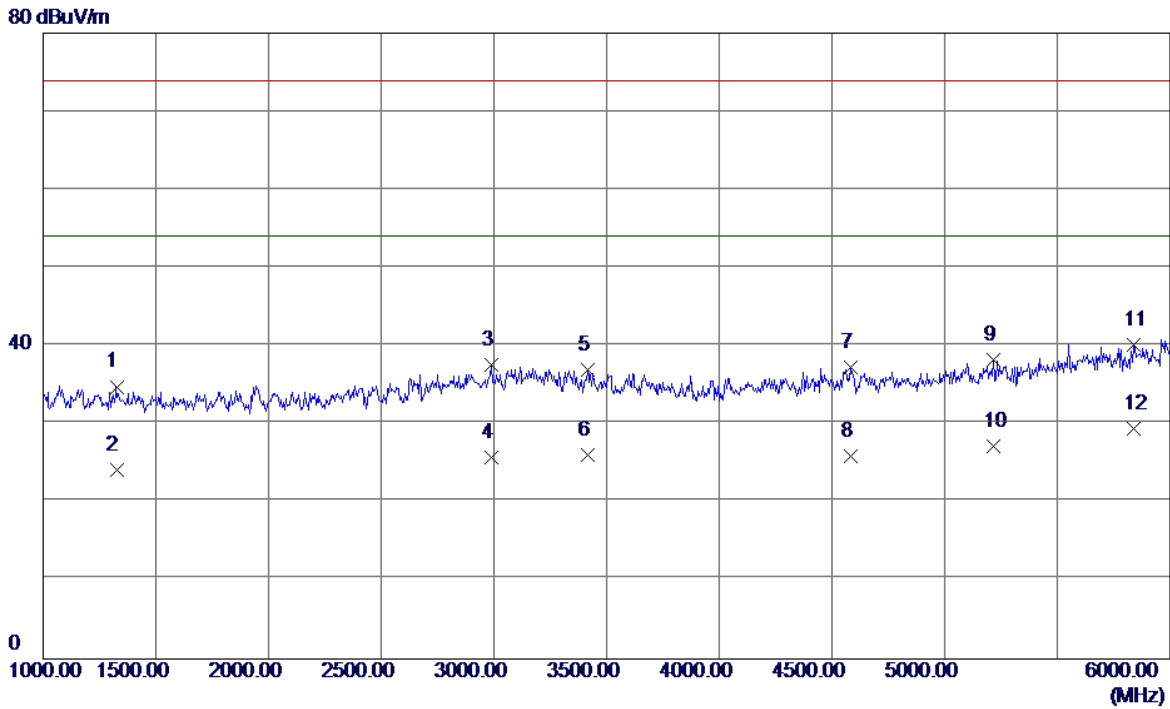
No.	Freq. MHz	Reading Level dBuV/m	Correct Factor dB	Measure ment dBuV/m	Limit dBuV/m	Margin dB	Detector
1	2280.0000	36.17	-0.28	35.89	74.00	-38.11	Peak
2	2280.0000	25.43	-0.28	25.15	54.00	-28.85	AVG
3	3170.0000	33.10	4.02	37.12	74.00	-36.88	Peak
4	3170.0000	22.65	4.02	26.67	54.00	-27.33	AVG
5	3435.0000	32.78	4.53	37.31	74.00	-36.69	Peak
6	3435.0000	21.54	4.53	26.07	54.00	-27.93	AVG
7	4485.0000	30.88	6.21	37.09	74.00	-36.91	Peak
8	4485.0000	19.54	6.21	25.75	54.00	-28.25	AVG
9	5180.0000	31.06	7.68	38.74	74.00	-35.26	Peak
10	5180.0000	20.66	7.68	28.34	54.00	-25.66	AVG
11	5980.0000	29.28	10.76	40.04	74.00	-33.96	Peak
12 *	5980.0000	18.47	10.76	29.23	54.00	-24.77	AVG

EUT	Smart Phone	Model Name	CRO-L22
Temperature	25°C	Relative Humidity	60%
Test Voltage	AC 120V/60Hz	Polarization	Vertical
Test Mode	Adapter+Idle+BT+WIFI+GPS+Camera on+Earphone		
Note	Adapter:Huntkey+USB Cable:Luxshare+Battery:Sunwoda+Earphone:Goer(White)		
Test Engineer	Kevin Li		



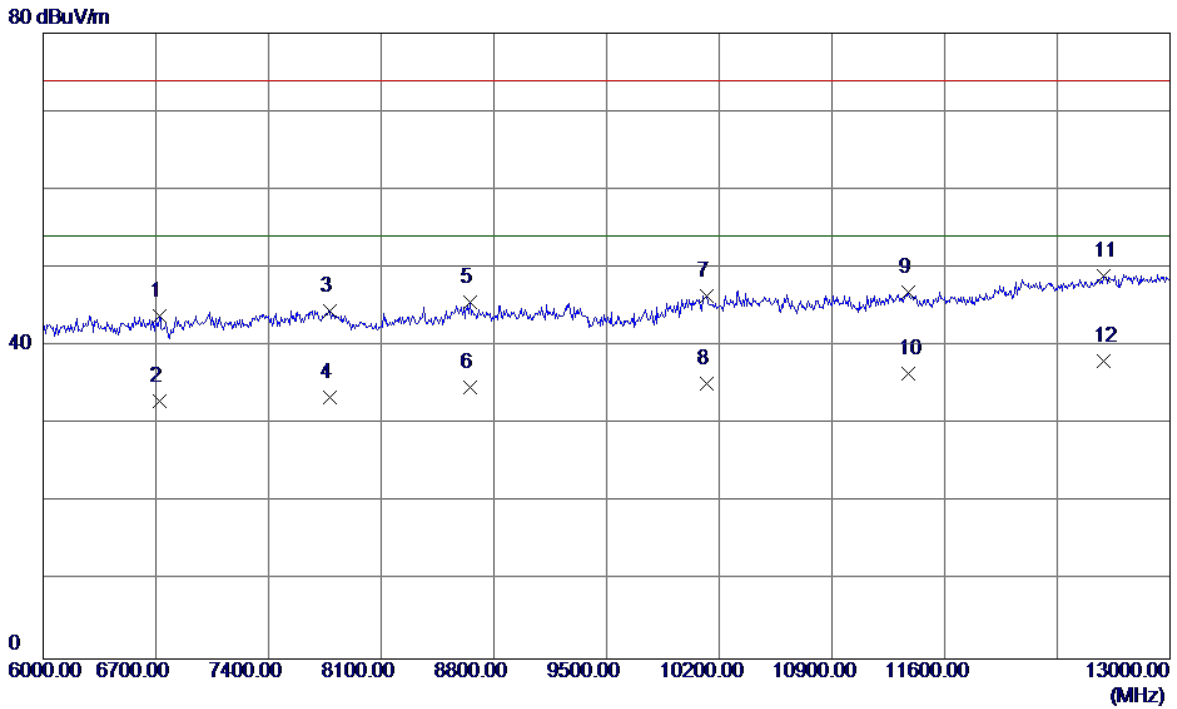
No.	Freq. MHz	Reading Level dBuV/m	Correct Factor dB	Measure ment dBuV/m	Limit dBuV/m	Margin dB	Detector
1	1060.0000	40.67	-5.37	35.30	74.00	-38.70	Peak
2	1060.0000	29.56	-5.37	24.19	54.00	-29.81	AVG
3	2995.0000	34.23	3.67	37.90	74.00	-36.10	Peak
4	2995.0000	23.42	3.67	27.09	54.00	-26.91	AVG
5	3355.0000	32.86	4.38	37.24	74.00	-36.76	Peak
6	3355.0000	21.53	4.38	25.91	54.00	-28.09	AVG
7	4410.0000	31.76	6.04	37.80	74.00	-36.20	Peak
8	4410.0000	20.58	6.04	26.62	54.00	-27.38	AVG
9	5075.0000	31.08	7.31	38.39	74.00	-35.61	Peak
10	5075.0000	20.43	7.31	27.74	54.00	-26.26	AVG
11	5980.0000	30.15	10.76	40.91	74.00	-33.09	Peak
12 *	5980.0000	19.57	10.76	30.33	54.00	-23.67	AVG

EUT	Smart Phone	Model Name	CRO-L22
Temperature	25°C	Relative Humidity	60%
Test Voltage	AC 120V/60Hz	Polarization	Horizontal
Test Mode	Adapter+Idle+BT+WIFI+GPS+Camera on+Earphone		
Note	Adapter:Huntkey+USB Cable:Luxshare+Battery:Sunwoda+Earphone:Goer(White)		
Test Engineer	Kevin Li		



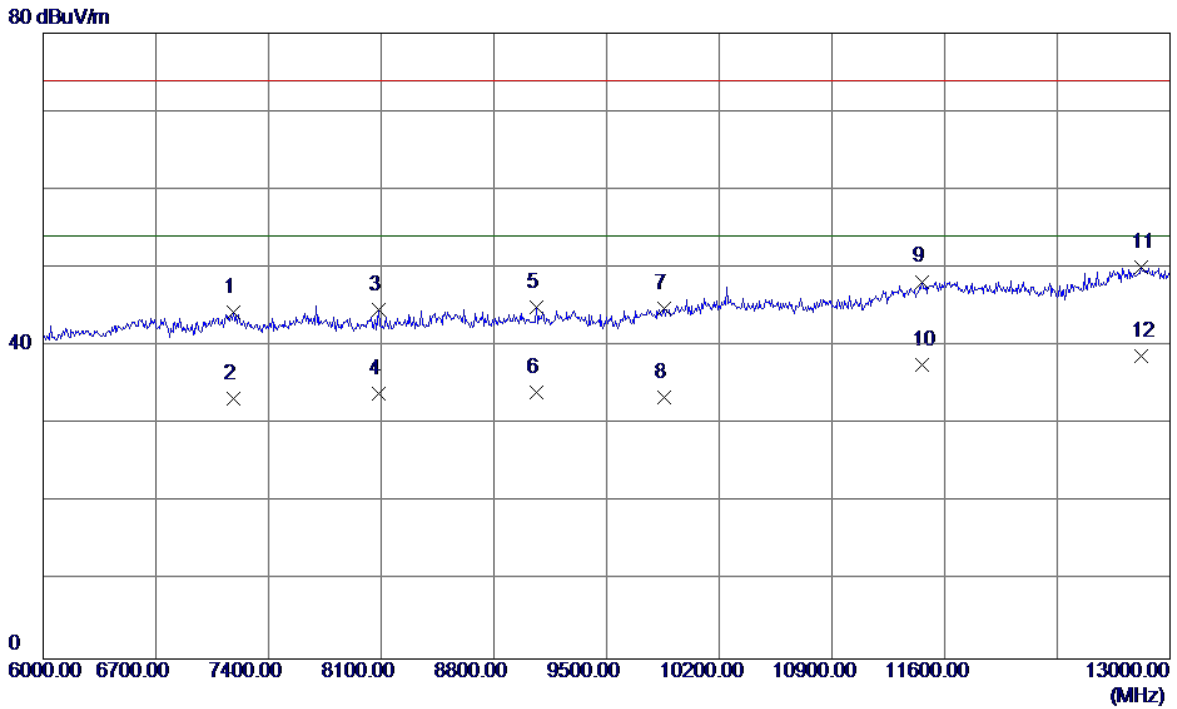
No.	Freq. MHz	Reading Level dBuV/m	Correct Factor dB	Measure ment dBuV/m	Limit dBuV/m	Margin dB	Detector
1	1325.0000	39.09	-4.29	34.80	74.00	-39.20	Peak
2	1325.0000	28.43	-4.29	24.14	54.00	-29.86	AVG
3	2990.0000	33.93	3.64	37.57	74.00	-36.43	Peak
4	2990.0000	22.12	3.64	25.76	54.00	-28.24	AVG
5	3415.0000	32.51	4.49	37.00	74.00	-37.00	Peak
6	3415.0000	21.54	4.49	26.03	54.00	-27.97	AVG
7	4585.0000	30.85	6.38	37.23	74.00	-36.77	Peak
8	4585.0000	19.58	6.38	25.96	54.00	-28.04	AVG
9	5215.0000	30.42	7.80	38.22	74.00	-35.78	Peak
10	5215.0000	19.47	7.80	27.27	54.00	-26.73	AVG
11	5840.0000	30.01	10.19	40.20	74.00	-33.80	Peak
12 *	5840.0000	19.20	10.19	29.39	54.00	-24.61	AVG

EUT	Smart Phone	Model Name	CRO-L22
Temperature	25°C	Relative Humidity	60%
Test Voltage	AC 120V/60Hz	Polarization	Vertical
Test Mode	Adapter+Idle+BT+WIFI+GPS+Camera on+Earphone		
Note	Adapter:Huntkey+USB Cable:Luxshare+Battery:Sunwoda+Earphone:Quancheng(Black)		
Test Engineer	Kevin Li		



No.	Freq. MHz	Reading Level dBuV/m	Correct Factor dB	Measure ment dBuV/m	Limit dBuV/m	Margin dB	Detector
1	6721.0000	32.56	11.35	43.91	74.00	-30.09	Peak
2	6721.0000	21.54	11.35	32.89	54.00	-21.11	AVG
3	7778.0000	31.68	12.84	44.52	74.00	-29.48	Peak
4	7778.0000	20.65	12.84	33.49	54.00	-20.51	AVG
5	8653.0000	31.32	14.24	45.56	74.00	-28.44	Peak
6	8653.0000	20.48	14.24	34.72	54.00	-19.28	AVG
7	10123.0000	30.87	15.57	46.44	74.00	-27.56	Peak
8	10123.0000	19.57	15.57	35.14	54.00	-18.86	AVG
9	11376.0000	30.04	16.86	46.90	74.00	-27.10	Peak
10	11376.0000	19.57	16.86	36.43	54.00	-17.57	AVG
11	12587.0000	30.37	18.51	48.88	74.00	-25.12	Peak
12 *	12587.0000	19.51	18.51	38.02	54.00	-15.98	AVG

EUT	Smart Phone	Model Name	CRO-L22
Temperature	25°C	Relative Humidity	60%
Test Voltage	AC 120V/60Hz	Polarization	Horizontal
Test Mode	Adapter+Idle+BT+WIFI+GPS+Camera on+Earphone		
Note	Adapter:Huntkey+USB Cable:Luxshare+Battery:Sunwoda+Earphone:Quancheng(Black)		
Test Engineer	Kevin Li		



No.	Freq. MHz	Reading Level dBuV/m	Correct Factor dB	Measure ment dBuV/m	Limit dBuV/m	Margin dB	Detector
1	7183.0000	32.34	12.00	44.34	74.00	-29.66	Peak
2	7183.0000	21.23	12.00	33.23	54.00	-20.77	AVG
3	8086.0000	31.40	13.30	44.70	74.00	-29.30	Peak
4	8086.0000	20.65	13.30	33.95	54.00	-20.05	AVG
5	9066.0000	30.49	14.44	44.93	74.00	-29.07	Peak
6	9066.0000	19.58	14.44	34.02	54.00	-19.98	AVG
7	9857.0000	29.90	14.96	44.86	74.00	-29.14	Peak
8	9857.0000	18.52	14.96	33.48	54.00	-20.52	AVG
9	11460.0000	31.26	16.98	48.24	74.00	-25.76	Peak
10	11460.0000	20.62	16.98	37.60	54.00	-16.40	AVG
11	12818.0000	30.75	19.31	50.06	74.00	-23.94	Peak
12 *	12818.0000	19.44	19.31	38.75	54.00	-15.25	AVG