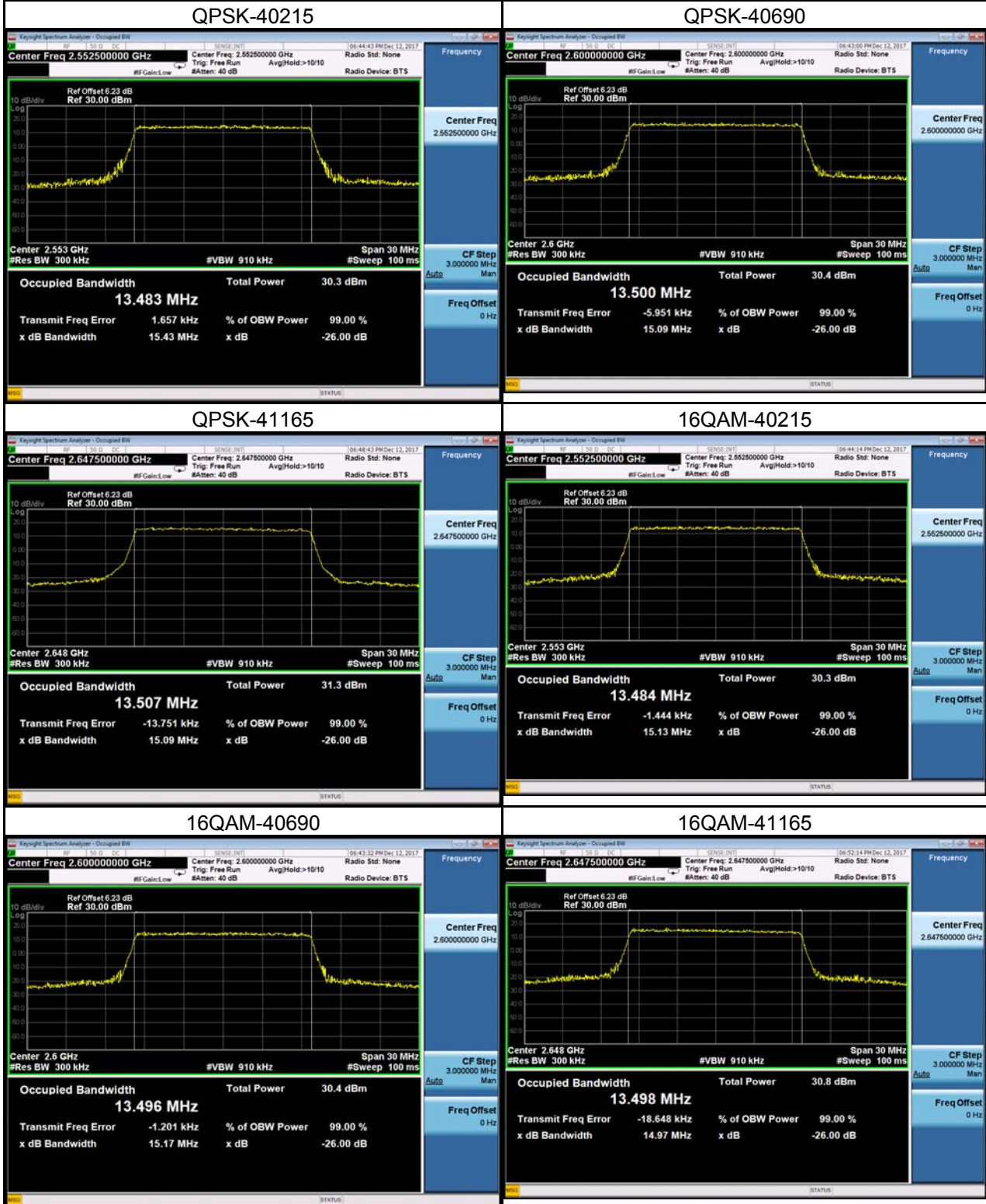


LTE Band 41_15M					
QPSK			16QAM		
Channel	Frequency (MHz)	99% Occupied Bandwidth (MHz)	Channel	Frequency (MHz)	99% Occupied Bandwidth (MHz)
40215	2552.5	13.483	40215	2552.5	13.484
40690	2600	13.500	40690	2600	13.496
41165	2647.5	13.507	41165	2647.5	13.498
Channel	Frequency (MHz)	26dB Bandwidth (MHz)	Channel	Frequency (MHz)	26dB Bandwidth (MHz)
40215	2552.5	15.43	40215	2552.5	15.13
40690	2600	15.09	40690	2600	15.17
41165	2647.5	15.09	41165	2647.5	14.97

Spectrum Plot



LTE Band 41_20M					
QPSK			16QAM		
Channel	Frequency (MHz)	99% Occupied Bandwidth (MHz)	Channel	Frequency (MHz)	99% Occupied Bandwidth (MHz)
40240	2555	18.022	40240	2555	18.019
40690	2600	18.017	40690	2600	18.054
41140	2645	17.994	41140	2645	17.979
Channel	Frequency (MHz)	26dB Bandwidth (MHz)	Channel	Frequency (MHz)	26dB Bandwidth (MHz)
40240	2555	19.94	40240	2555	20.01
40690	2600	19.86	40690	2600	19.98
41140	2645	19.88	41140	2645	19.86

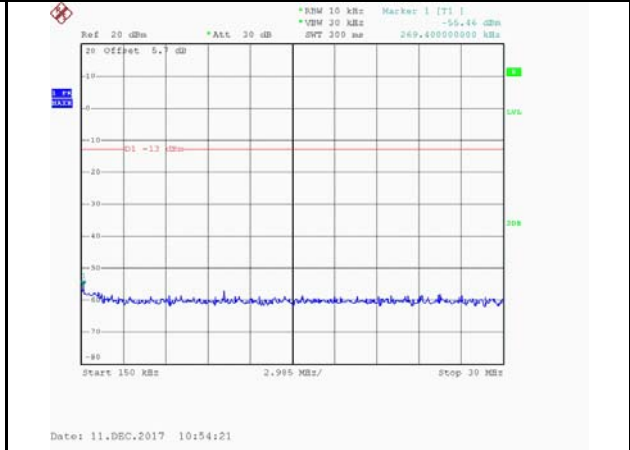
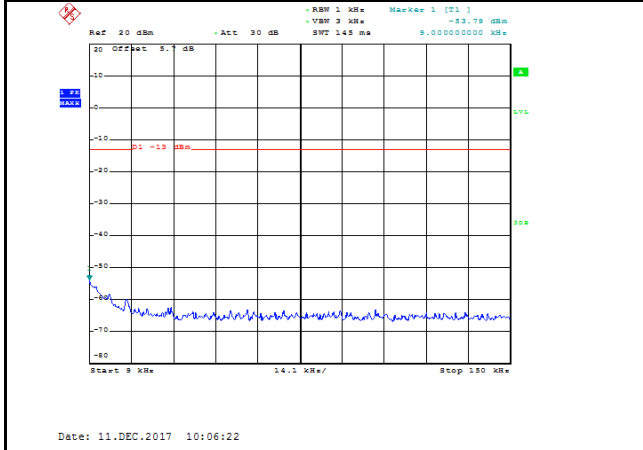
Spectrum Plot



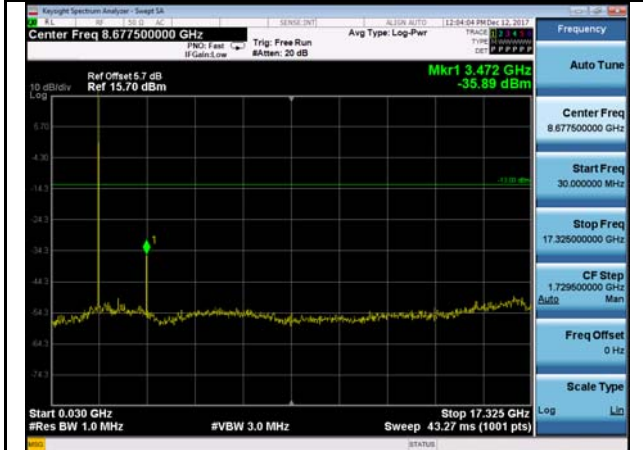
APPENDIX C - CONDUCTED EMISSIONS

LTE Band 4_1.4M

Channel	Frequency(MHz)	Channel	Frequency(MHz)
20175	1732.5	20175	1732.5



Channel	Frequency(MHz)	-	-
20175	1732.5	-	-



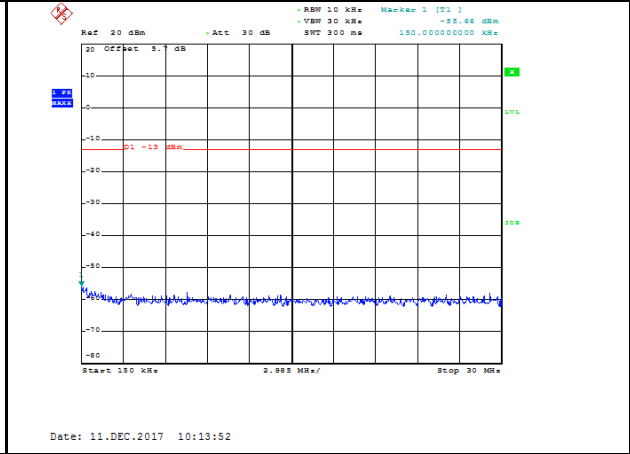
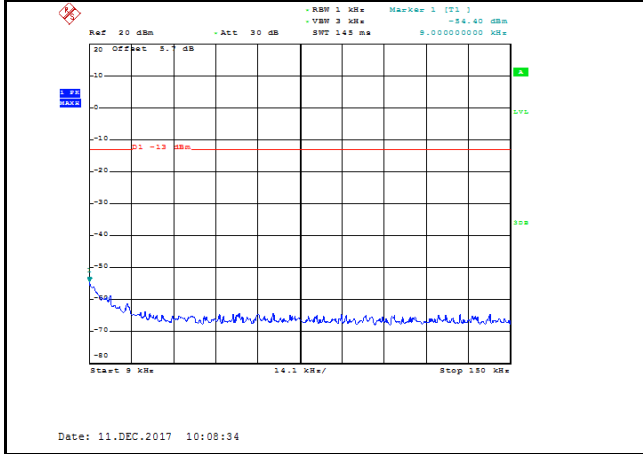
Frequency
-

LTE Band 4_3M			
Channel	Frequency(MHz)	Channel	Frequency(MHz)
20175	1732.5	20175	1732.5
Date: 11.DEC.2017 10:06:54		Date: 11.DEC.2017 10:16:34	
Channel	Frequency(MHz)	-	-
20175	1732.5	-	-

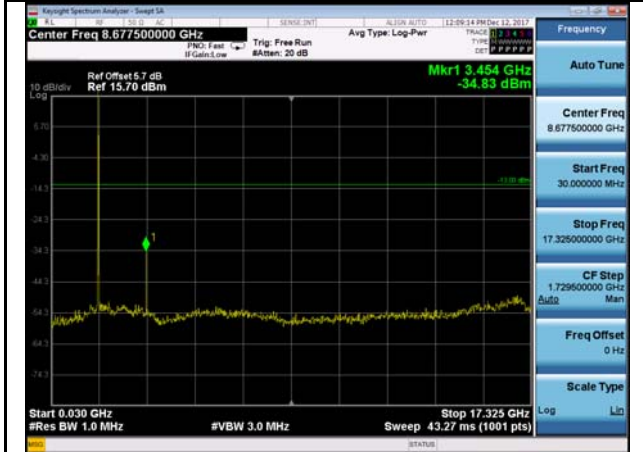
LTE Band 4_5M			
Channel	Frequency(MHz)	Channel	Frequency(MHz)
20175	1732.5	20175	1732.5
Date: 11.DEC.2017 10:07:20		Date: 11.DEC.2017 10:15:53	
Channel	Frequency(MHz)	-	-
20175	1732.5	-	-

LTE Band 4_10M

Channel	Frequency(MHz)	Channel	Frequency(MHz)
20175	1732.5	20175	1732.5



Channel	Frequency(MHz)	-	-
20175	1732.5	-	-

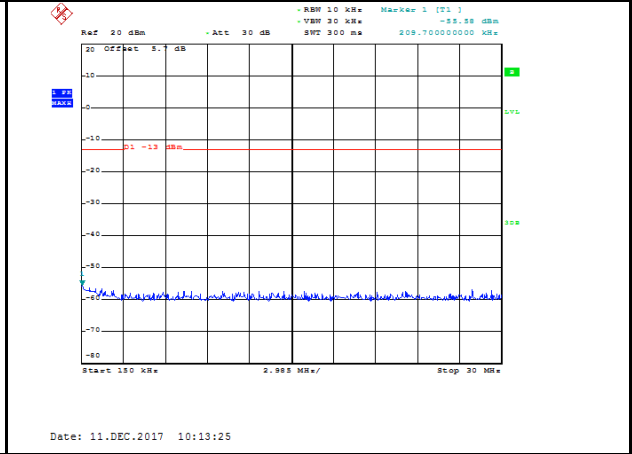
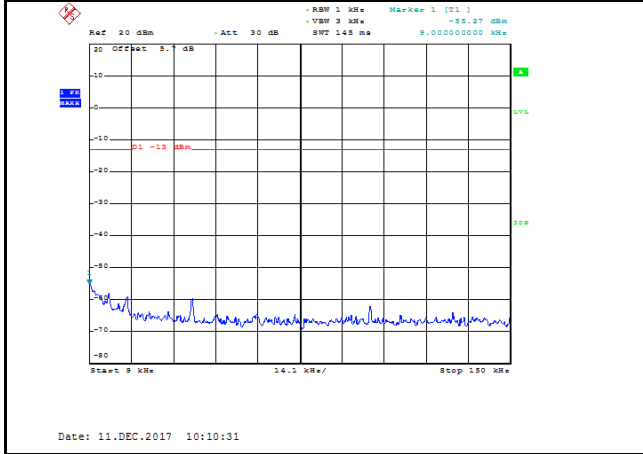


-	-	-	-
---	---	---	---

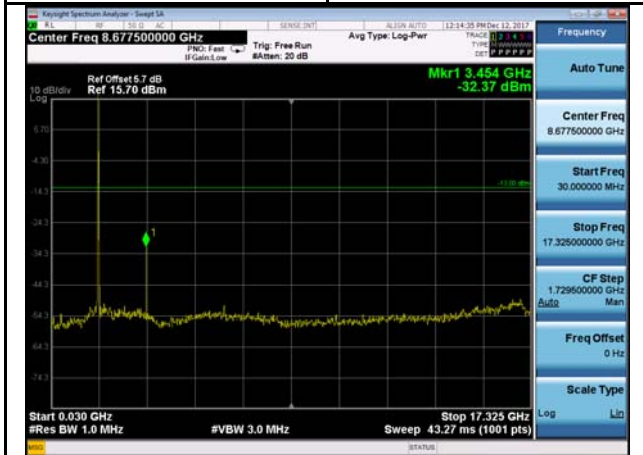
LTE Band 4_15M			
Channel	Frequency(MHz)	Channel	Frequency(MHz)
20175	1732.5	20175	1732.5
Date: 11.DEC.2017 10:09:58		Date: 11.DEC.2017 10:14:51	
Channel	Frequency(MHz)	-	-
20175	1732.5	-	-

LTE Band 4_20M

Channel	Frequency(MHz)	Channel	Frequency(MHz)
20175	1732.5	20175	1732.5



Channel	Frequency(MHz)	-	-
20175	1732.5	-	-



	-
	-

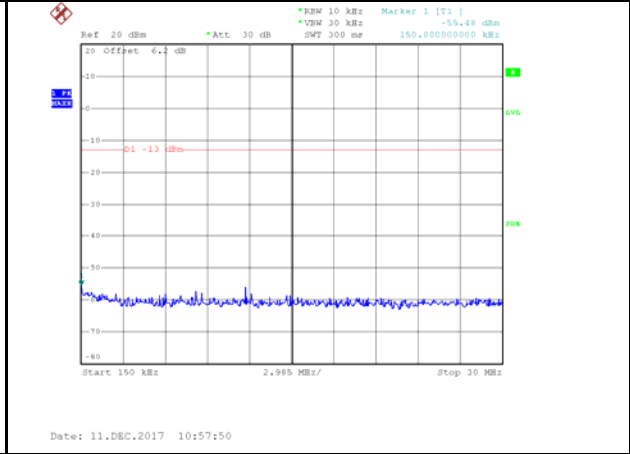
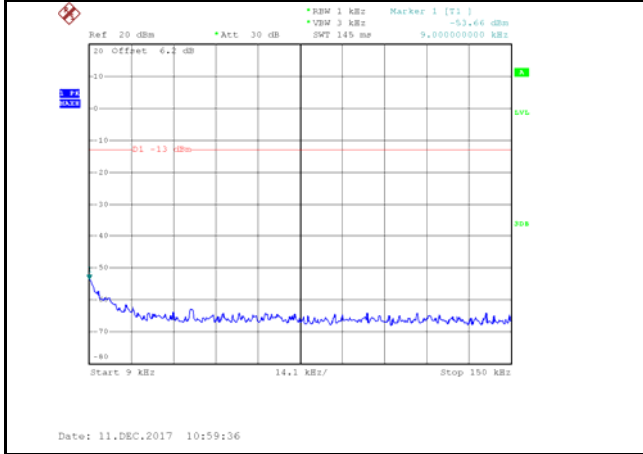
LTE Band 7_5M			
Channel	Frequency(MHz)	Channel	Frequency(MHz)
21100	2535	21100	2535
Date: 11.DEC.2017 11:00:34		Date: 11.DEC.2017 10:56:28	
Channel	Frequency(MHz)	-	-
21100	2535	-	-

LTE Band 7_10M			
Channel	Frequency(MHz)	Channel	Frequency(MHz)
21100	2535	21100	2535
Date: 11.DEC.2017 11:00:14		Date: 11.DEC.2017 10:56:59	
Channel	Frequency(MHz)	-	-
21100	2535	-	-

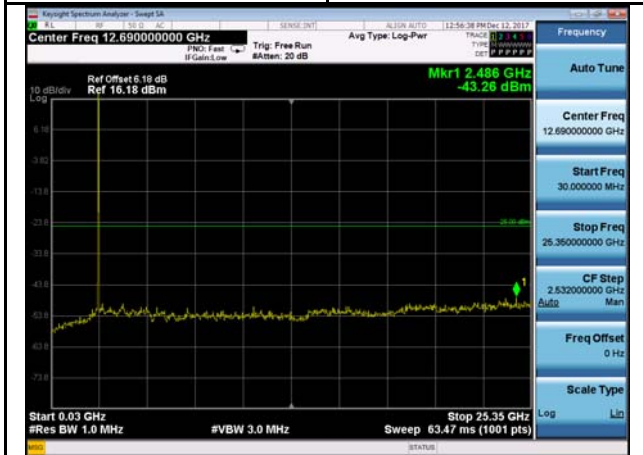
LTE Band 7_15M			
Channel	Frequency(MHz)	Channel	Frequency(MHz)
21100	2535	21100	2535
Date: 11.DEC.2017 10:59:56		Date: 11.DEC.2017 10:57:23	
Channel	Frequency(MHz)	-	-
21100	2535	-	-

LTE Band 7_20M

Channel	Frequency(MHz)	Channel	Frequency(MHz)
21100	2535	21100	2535



Channel	Frequency(MHz)		
21100	2535	-	-



--	--	--	--

LTE Band 12_1.4M			
Channel	Frequency(MHz)	Channel	Frequency(MHz)
23095	707.5	23095	707.5
Date: 11.DEC.2017 11:01:53		Date: 11.DEC.2017 12:55:36	
Channel	Frequency(MHz)	-	-
23095	707.5	-	-

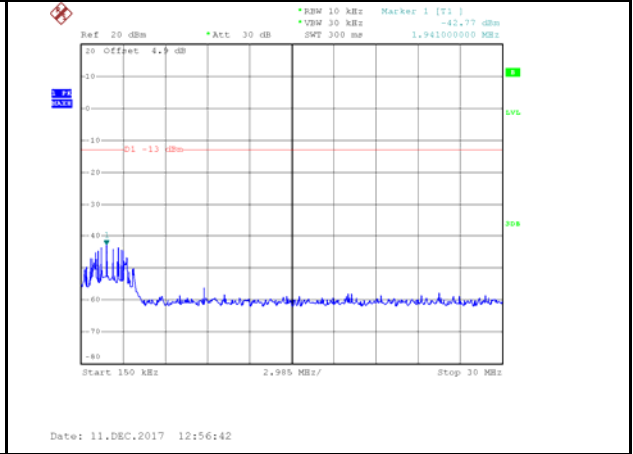
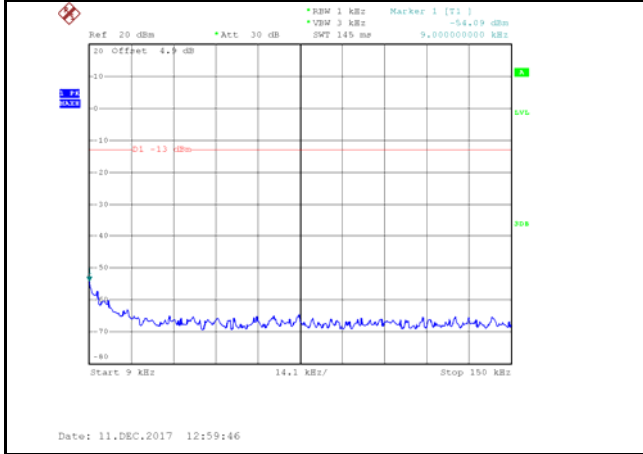
LTE Band 12_3M			
Channel	Frequency(MHz)	Channel	Frequency(MHz)
23095	707.5	23095	707.5
Date: 11.DEC.2017 11:02:15		Date: 11.DEC.2017 12:55:17	
Channel	Frequency(MHz)	-	-
23095	707.5	-	-

LTE Band 12_5M			
Channel	Frequency(MHz)	Channel	Frequency(MHz)
23095	707.5	23095	707.5
Date: 11.DEC.2017 11:02:56		Date: 11.DEC.2017 12:54:55	
Channel	Frequency(MHz)	-	-
23095	707.5	-	-

LTE Band 12_10M			
Channel	Frequency(MHz)	Channel	Frequency(MHz)
23095	707.5	23095	707.5
Date: 11.DEC.2017 11:03:14		Date: 11.DEC.2017 12:54:11	
Channel	Frequency(MHz)	-	-
23095	707.5	-	-

LTE Band 17_5M

Channel	Frequency(MHz)	Channel	Frequency(MHz)
23790	710.0	23790	710.0



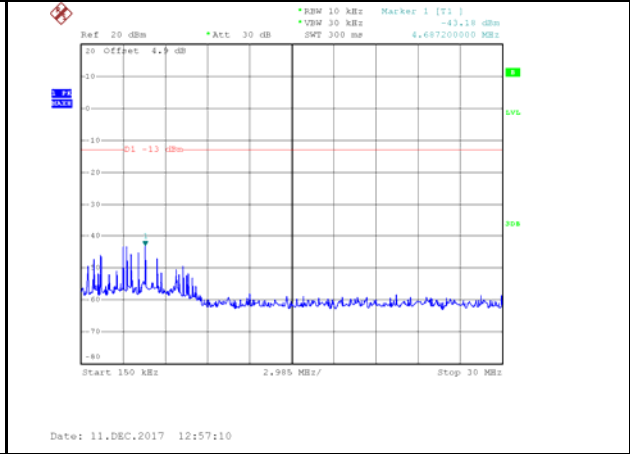
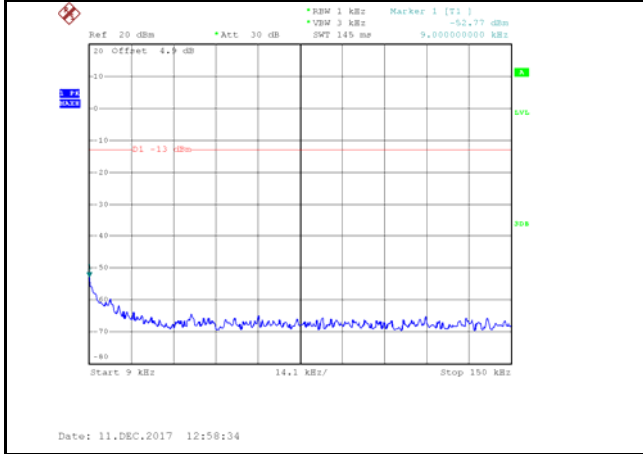
Channel	Frequency(MHz)		
23790	710.0	-	-



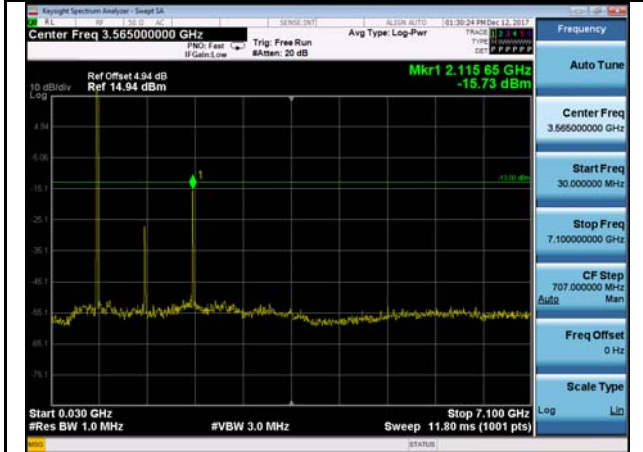
Parameter	Value
Auto Tune	Auto
Center Freq	3.565000000 GHz
Start Freq	30.0000000 MHz
Stop Freq	7.100000000 GHz
CF Step	707.000000 MHz
Freq Offset	0 Hz
Scale Type	Log

LTE Band 17_10M

Channel	Frequency(MHz)	Channel	Frequency(MHz)
23790	710.0	23790	710.0



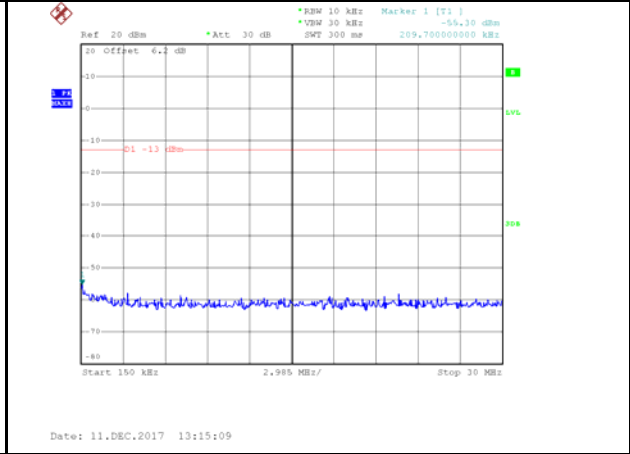
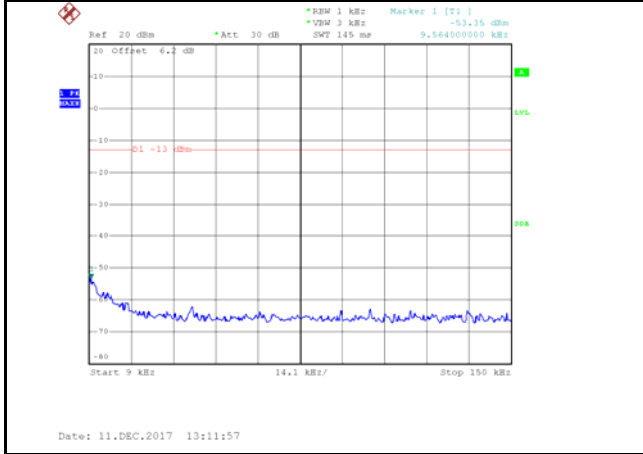
Channel	Frequency(MHz)	-	-
23790	710.0	-	-



	-
--	---

LTE Band 38_5M

Channel	Frequency(MHz)	Channel	Frequency(MHz)
37775	2572.5	38225	2617.5



Channel	Frequency(MHz)		
38000	2595	-	-



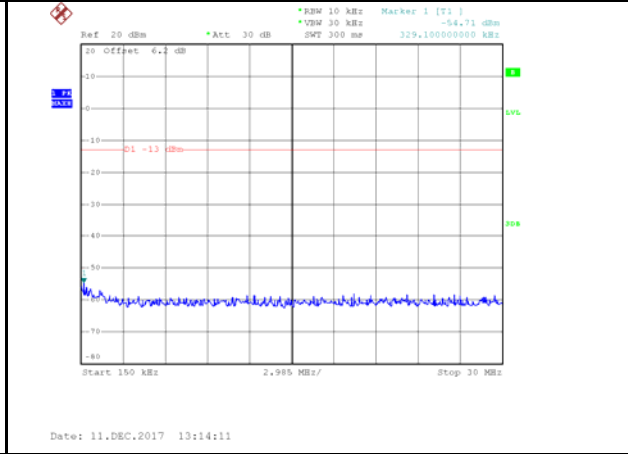
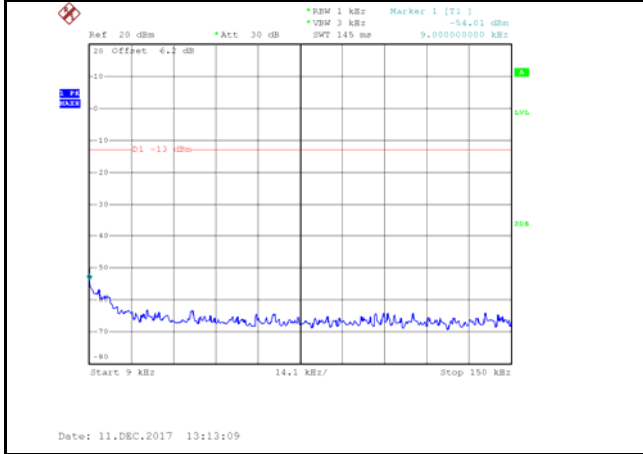
--	--	--	--

LTE Band 38_10M			
Channel	Frequency(MHz)	Channel	Frequency(MHz)
37800	2575	38200	2615
Date: 11.DEC.2017 13:12:27		Date: 11.DEC.2017 13:14:52	
Channel	Frequency(MHz)	-	-
38000	2595	-	-

LTE Band 38_15M			
Channel	Frequency(MHz)	Channel	Frequency(MHz)
37825	2577.5	38175	2612.5
Date: 11.DEC.2017 13:12:43		Date: 11.DEC.2017 13:14:32	
Channel	Frequency(MHz)	-	-
38000	2595	-	-

LTE Band 38_20M

Channel	Frequency(MHz)	Channel	Frequency(MHz)
37850	2580	38150	2610



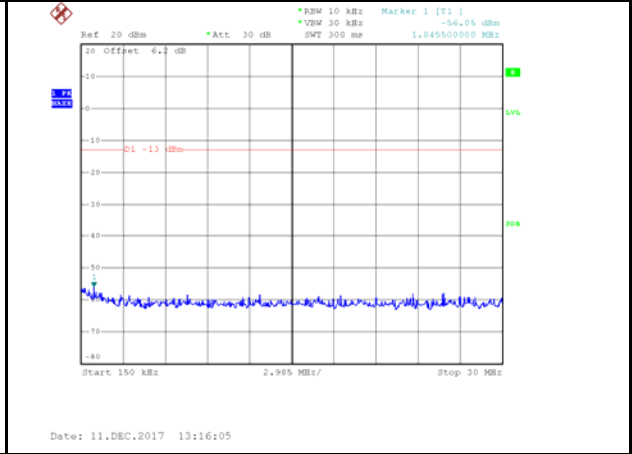
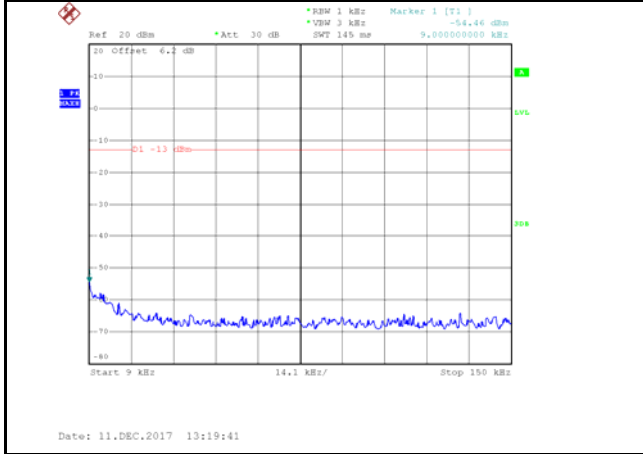
Channel	Frequency(MHz)		
38000	2595	-	-



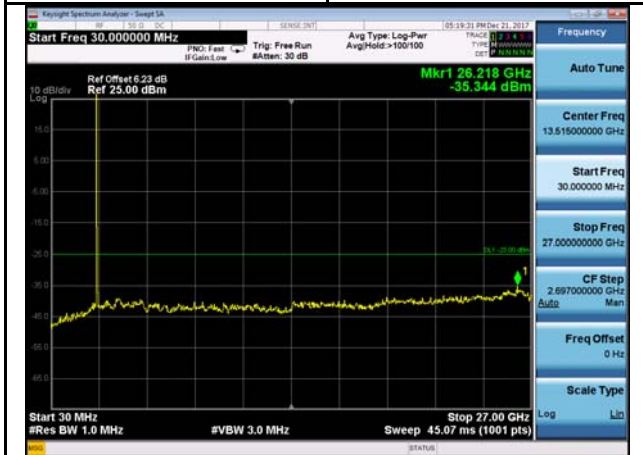
	-
--	---

LTE Band 41_5M

Channel	Frequency(MHz)	Channel	Frequency(MHz)
40690	2600	40690	2600



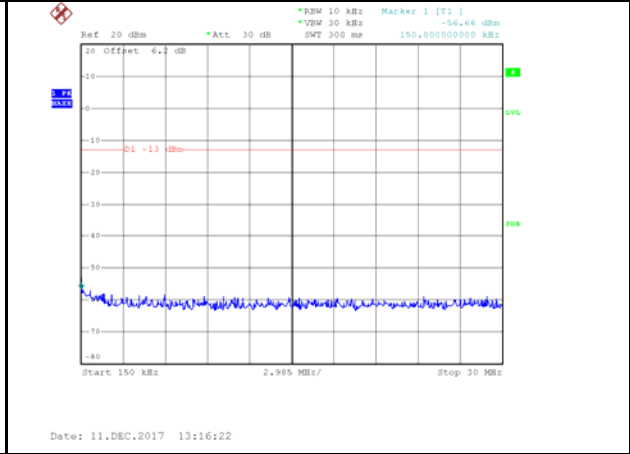
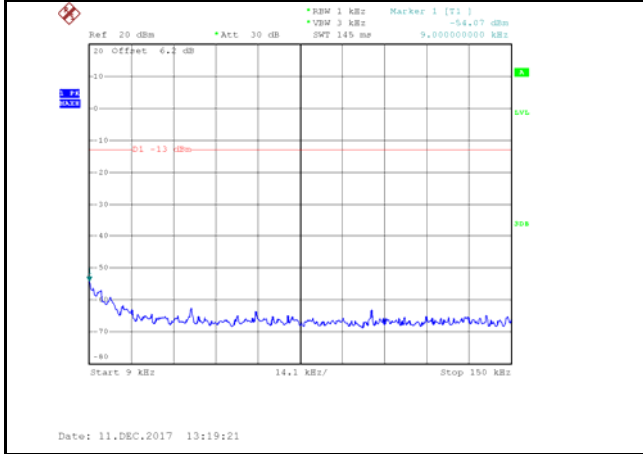
Channel	Frequency(MHz)		
40690	2600	-	-



-

LTE Band 41_10M

Channel	Frequency(MHz)	Channel	Frequency(MHz)
40690	2600	40690	2600



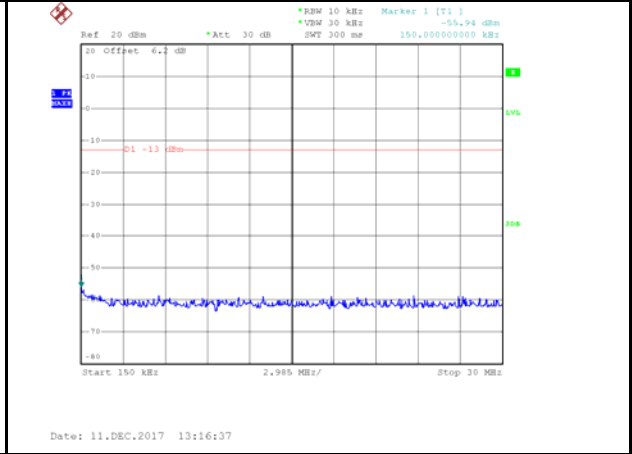
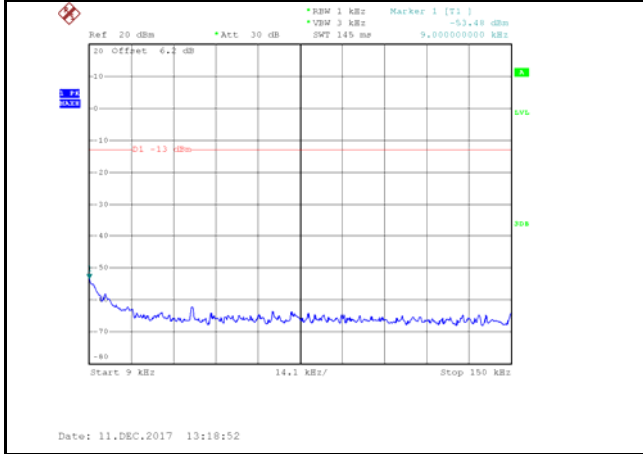
Channel	Frequency(MHz)	-	-
40690	2600	-	-



Parameter	Value
Auto Tune	Auto
Center Freq	13.51500000 GHz
Start Freq	30.000000 MHz
Stop Freq	27.00000000 GHz
CF Step	2.69700000 GHz
Freq Offset	0 Hz
Scale Type	Log

LTE Band 41_15M

Channel	Frequency(MHz)	Channel	Frequency(MHz)
40690	2600	40690	2600



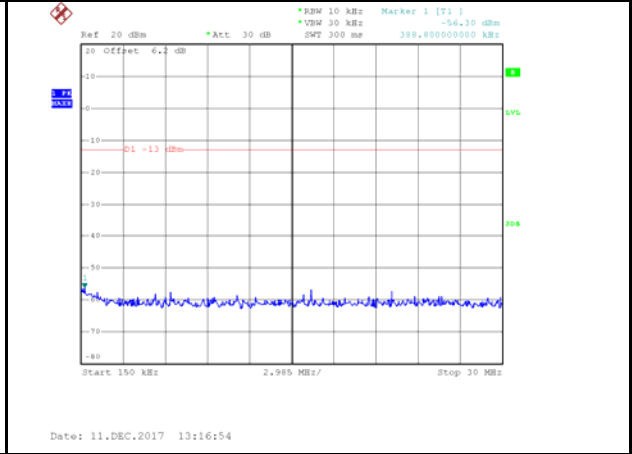
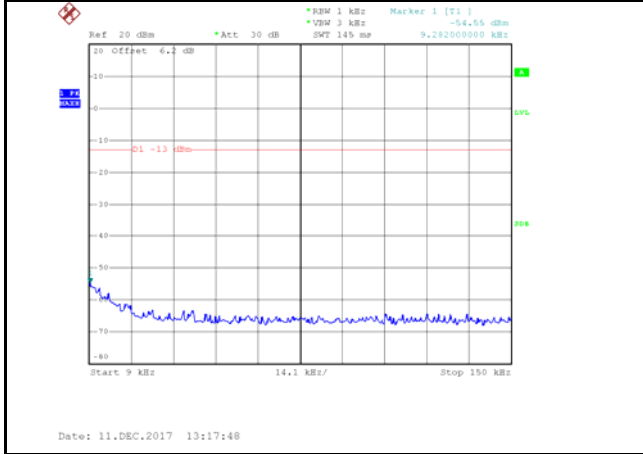
Channel	Frequency(MHz)		
40690	2600	-	-



--	--

LTE Band 41_20M

Channel	Frequency(MHz)	Channel	Frequency(MHz)
40690	2600	40690	2600



Channel	Frequency(MHz)	-	-
40690	2600	-	-

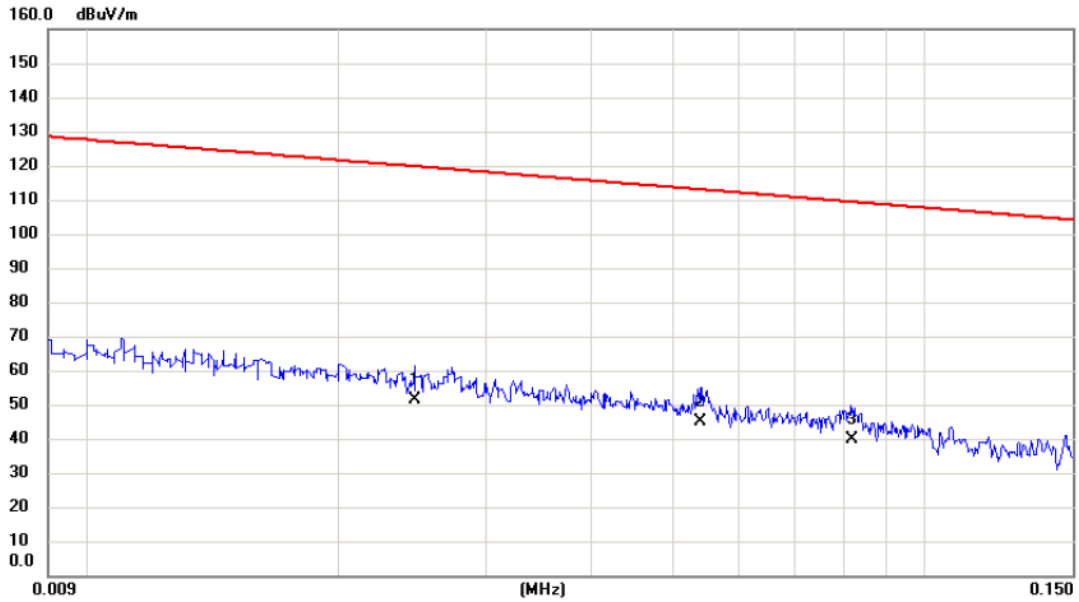


--	--

APPENDIX D - RADIATED EMISSION

Test Mode: TX Mode_Adapter: BYD

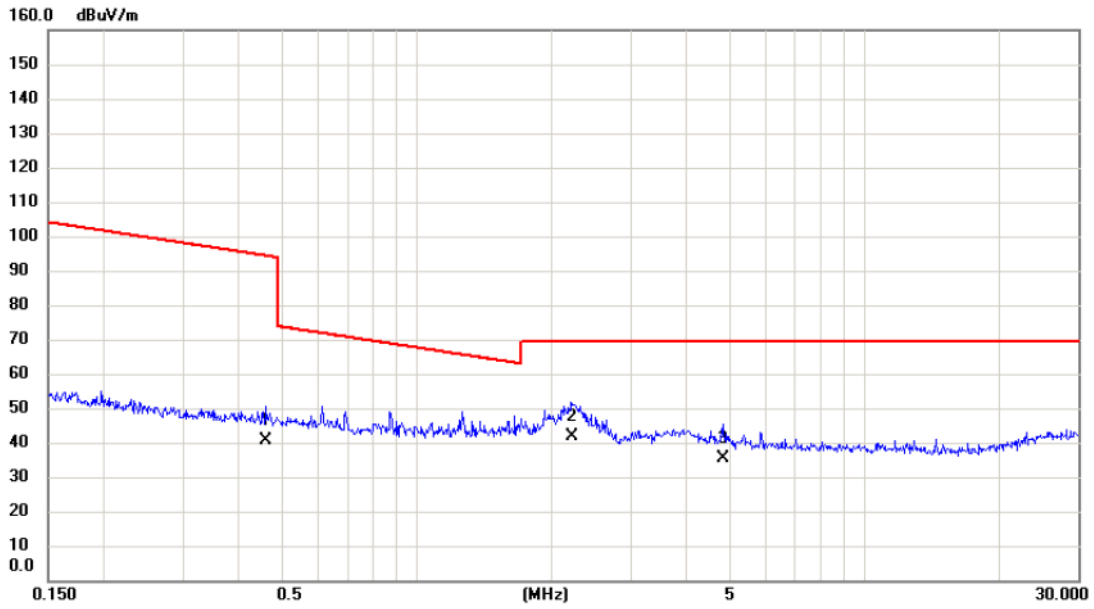
Ant 0°



No.	Mk.	Freq.	Reading Level	Correct Factor	Measurement	Limit	Margin	Detector	Comment
		MHz	dBuV	dB	dBuV/m	dBuV/m	dB		
1		0.0246	31.82	19.48	51.30	119.79	-68.49	AVG	
2	*	0.0540	26.18	18.64	44.82	112.96	-68.14	AVG	
3		0.0817	21.62	18.07	39.69	109.36	-69.67	AVG	

Test Mode: TX Mode_Adapter: BYD

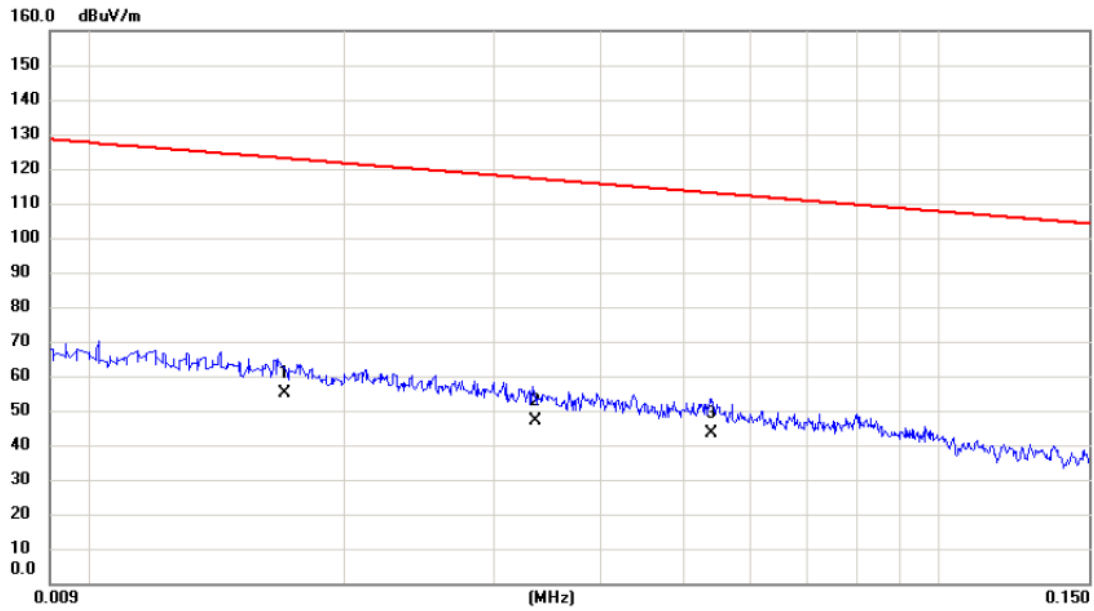
Ant 0°



No.	Mk.	Freq.	Reading Level	Correct Factor	Measurement	Limit	Margin	Detector	Comment
		MHz	dBuV	dB	dBuV/m	dBuV/m	dB		
1		0.4588	24.03	16.50	40.53	94.37	-53.84	AVG	
2	*	2.2132	26.19	15.45	41.64	69.54	-27.90	QP	
3		4.8224	20.85	14.48	35.33	69.54	-34.21	QP	

Test Mode: TX Mode _ Adapter: BYD

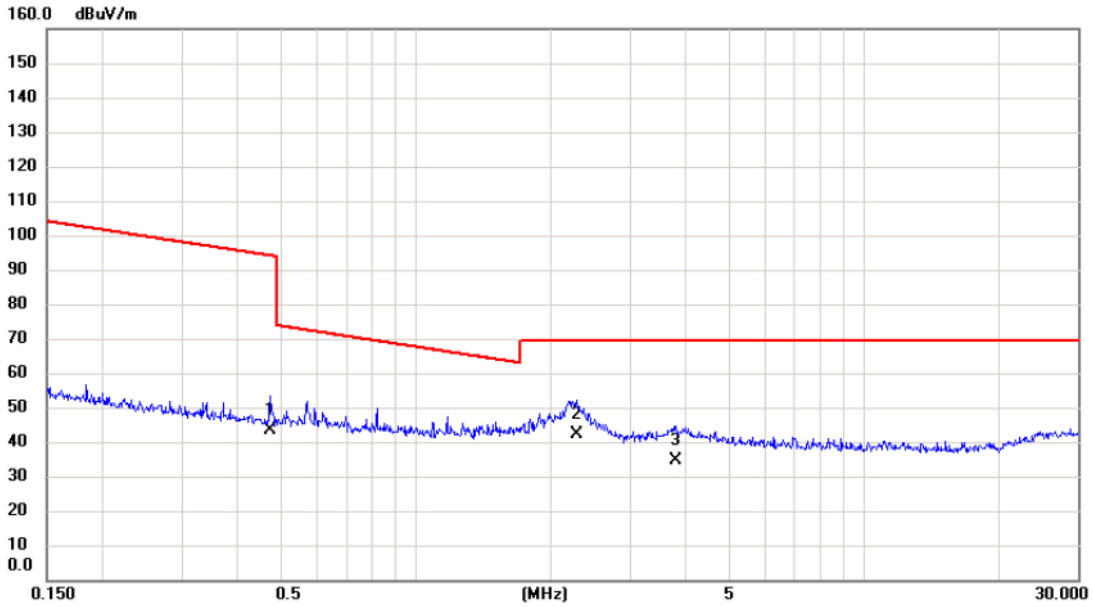
Ant 90°



No.	Mk.	Freq. MHz	Reading Level dBuV	Correct Factor dB	Measure- ment dBuV/m	Limit dBuV/m	Margin dB	Detector	Comment
1	*	0.0170	35.08	20.01	55.09	123.00	-67.91	AVG	
2		0.0335	27.94	19.22	47.16	117.10	-69.94	AVG	
3		0.0540	24.70	18.64	43.34	112.96	-69.62	AVG	

Test Mode: TX Mode_Adapter: BYD

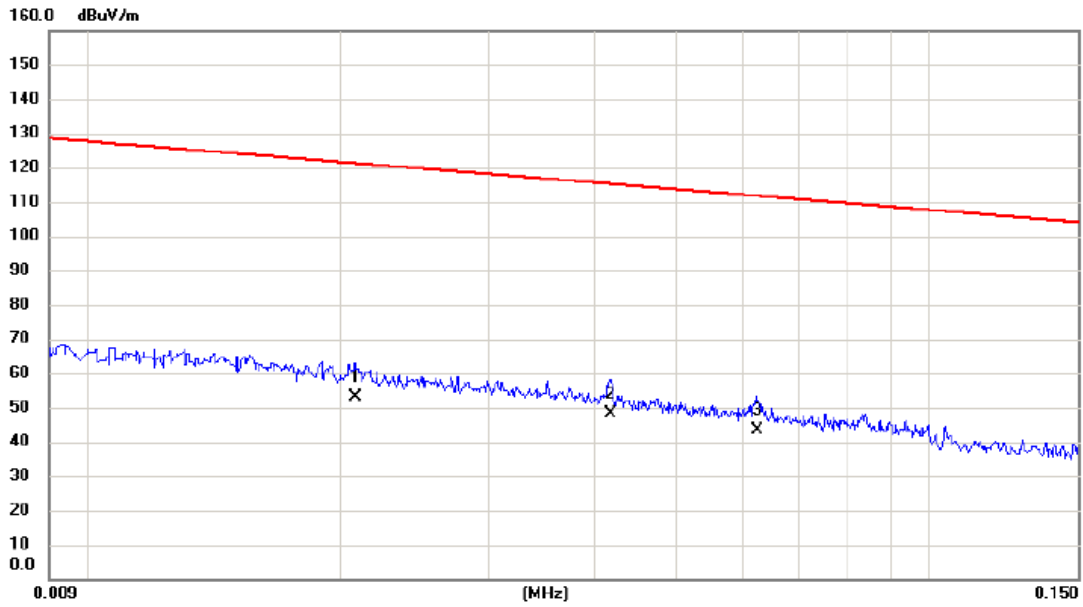
Ant 90°



No.	Mk.	Freq. MHz	Reading Level dBuV	Correct Factor dB	Measure- ment dBuV/m	Limit dBuV/m	Margin dB	Detector	Comment
1		0.4736	26.77	16.49	43.26	94.10	-50.84	AVG	
2	*	2.2847	26.60	15.43	42.03	69.54	-27.51	QP	
3		3.7994	19.57	15.01	34.58	69.54	-34.96	QP	

Test Mode: TX Mode _ Adapter: Salcomp

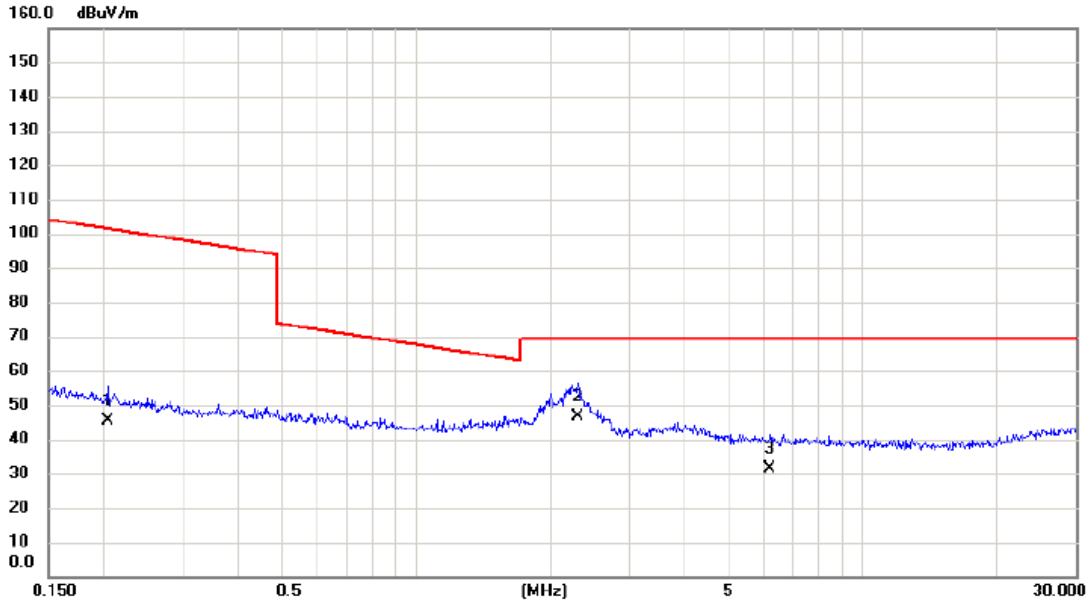
Ant 0°



No.	Mk.	Freq.	Reading Level	Correct Factor	Measurement	Limit	Margin	Detector	Comment
		MHz	dBuV	dB	dBuV/m	dBuV/m	dB		
1		0.0208	33.46	19.60	53.06	121.24	-68.18	AVG	
2	*	0.0418	29.27	18.97	48.24	115.18	-66.94	AVG	
3		0.0624	24.90	18.48	43.38	111.70	-68.32	AVG	

Test Mode: TX Mode _ Adapter: Salcomp

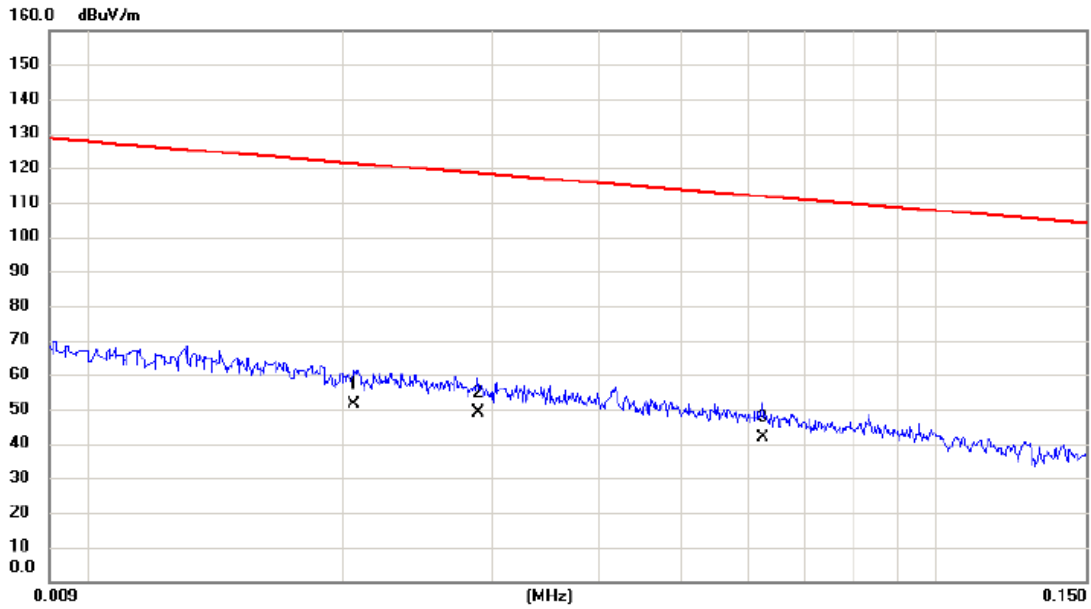
Ant 0°



No.	Mk.	Freq. MHz	Reading Level dBuV	Correct Factor dB	Measure- ment dBuV/m	Limit dBuV/m	Margin dB	Detector	Comment
1		0.2040	28.66	16.79	45.45	101.41	-55.96	AVG	
2	*	2.2968	30.99	15.43	46.42	69.54	-23.12	QP	
3		6.1860	17.36	14.22	31.58	69.54	-37.96	QP	

Test Mode: TX Mode _ Adapter: Salcomp

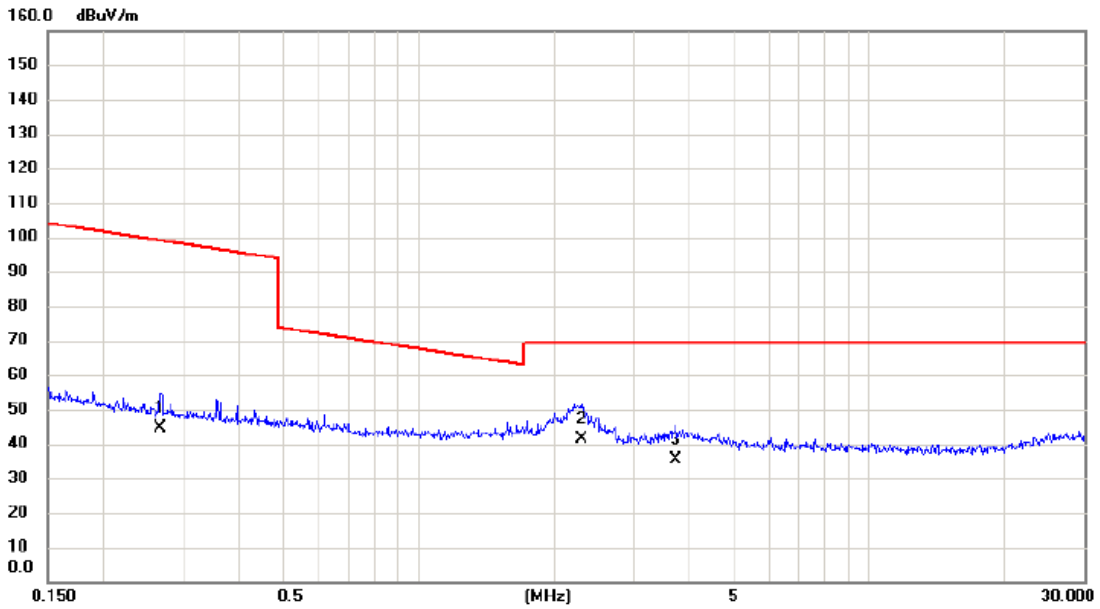
Ant 90°



No.	Mk.	Freq.	Reading Level	Correct Factor	Measurement	Limit	Margin	Detector	Comment
		MHz	dBuV	dB	dBuV/m	dBuV/m	dB		
1		0.0206	31.94	19.60	51.54	121.33	-69.79	AVG	
2	*	0.0288	29.49	19.36	48.85	118.42	-69.57	AVG	
3		0.0624	23.34	18.48	41.82	111.70	-69.88	AVG	

Test Mode: TX Mode _ Adapter: Salcomp

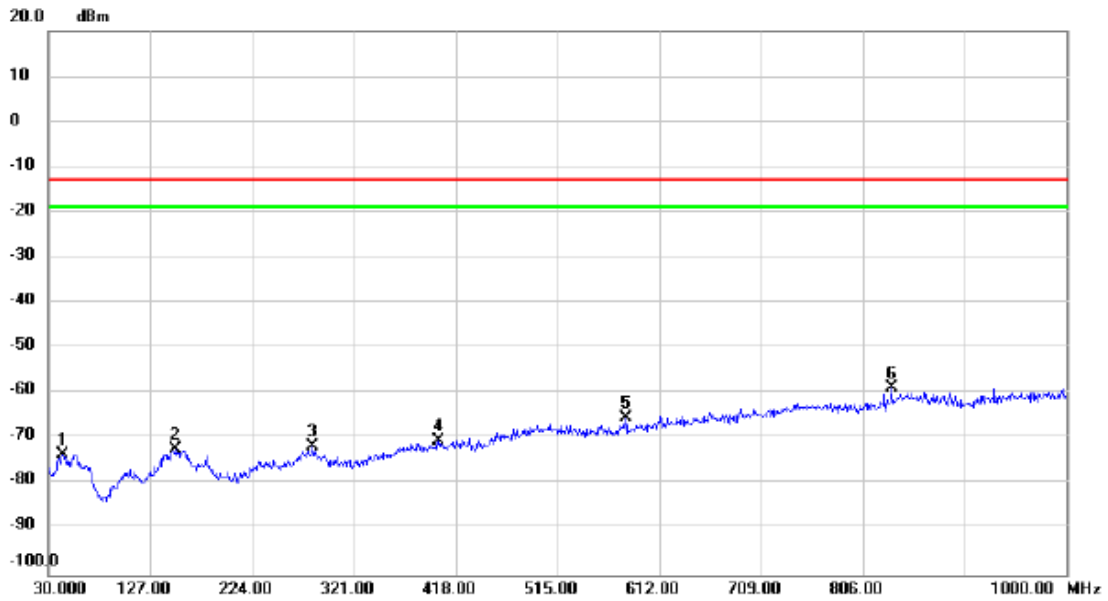
Ant 90°



No.	Mk.	Freq. MHz	Reading Level dBuV	Correct Factor dB	Measure- ment dBuV/m	Limit dBuV/m	Margin dB	Detector	Comment
1		0.2672	28.05	16.65	44.70	99.07	-54.37	AVG	
2	*	2.2968	25.92	15.43	41.35	69.54	-28.19	QP	
3		3.7198	20.20	15.02	35.22	69.54	-34.32	QP	

Test Mode: LTE Band 4_TX CH20175_1.4M

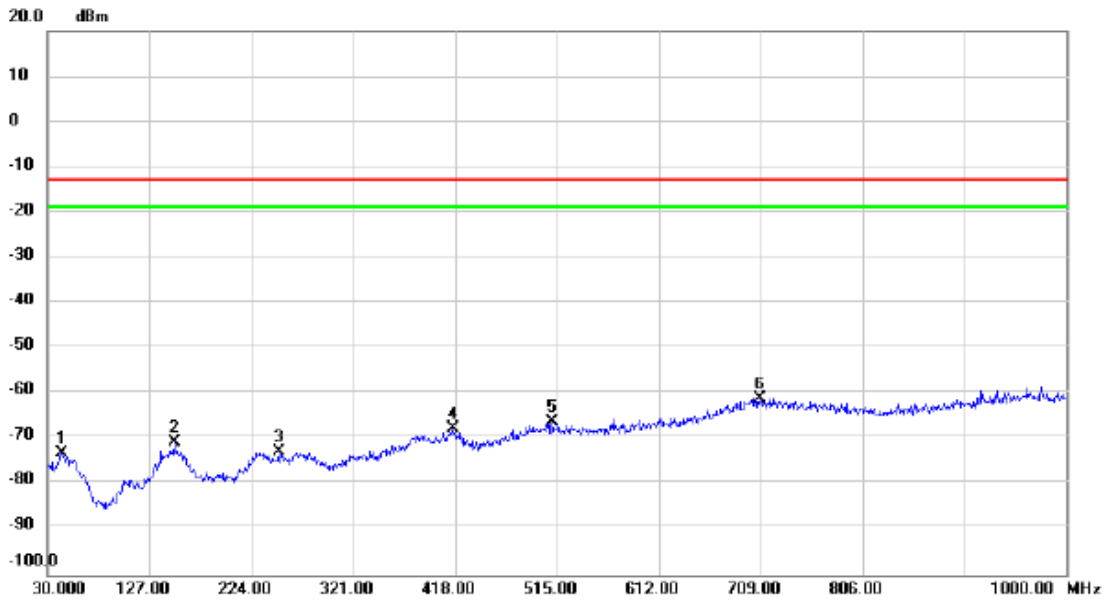
Vertical



No.	Mk.	Freq. MHz	Reading Level dBm	Correct Factor dB	Measure- ment dBm	Limit dBm	Margin dB	Detector	Comment
1		43.580	-75.37	1.99	-73.38	-13.00	-60.38	peak	
2		150.280	-75.50	3.15	-72.35	-13.00	-59.35	peak	
3		281.230	-74.37	2.60	-71.77	-13.00	-58.77	peak	
4		401.510	-74.54	4.15	-70.39	-13.00	-57.39	peak	
5		579.990	-73.50	8.20	-65.30	-13.00	-52.30	peak	
6	*	833.160	-72.40	13.60	-58.80	-13.00	-45.80	peak	

Test Mode: LTE Band 4_TX CH20175_1.4M

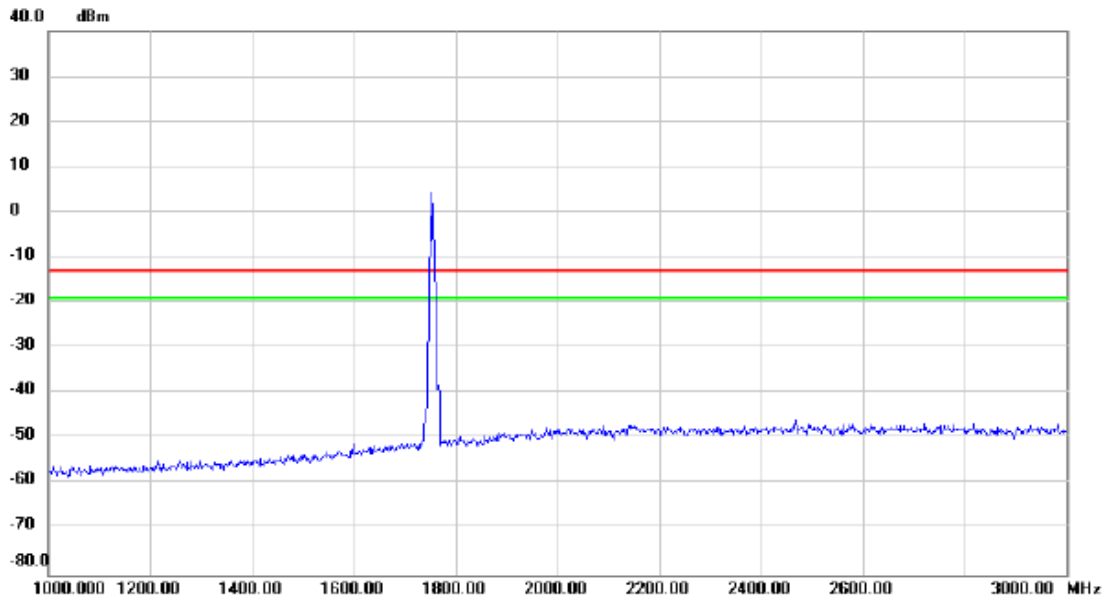
Horizontal



No.	Mk.	Freq. MHz	Reading Level dBm	Correct Factor dB	Measure- ment dBm	Limit dBm	Margin dB	Detector	Comment
1		43.580	-75.97	2.78	-73.19	-13.00	-60.19	peak	
2		150.280	-74.90	4.20	-70.70	-13.00	-57.70	peak	
3		250.190	-74.85	1.87	-72.98	-13.00	-59.98	peak	
4		416.060	-74.35	6.68	-67.67	-13.00	-54.67	peak	
5		510.150	-74.22	8.07	-66.15	-13.00	-53.15	peak	
6	*	708.030	-74.93	13.79	-61.14	-13.00	-48.14	peak	

Test Mode: LTE Band 4_TX CH20175_1.4M

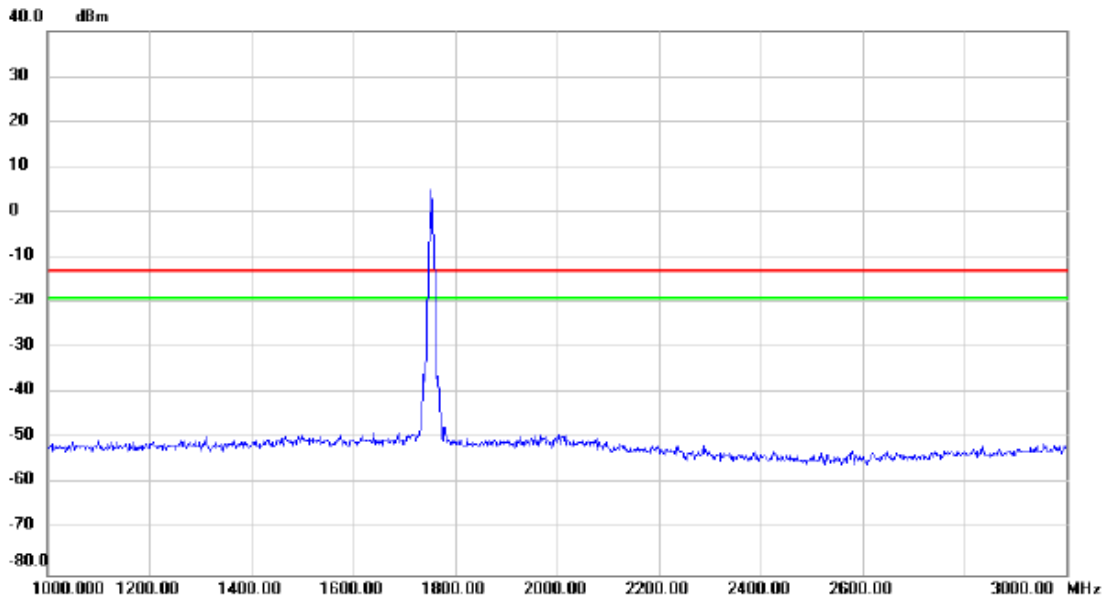
Vertical



No.	Mk.	Freq.	Reading Level	Correct Factor	Measurement	Limit	Margin	Detector	Comment
		MHz	dBm	dB	dBm	dBm	dB		
		1800.00	~5		~5	-15	20		

Test Mode: LTE Band 4_TX CH20175_1.4M

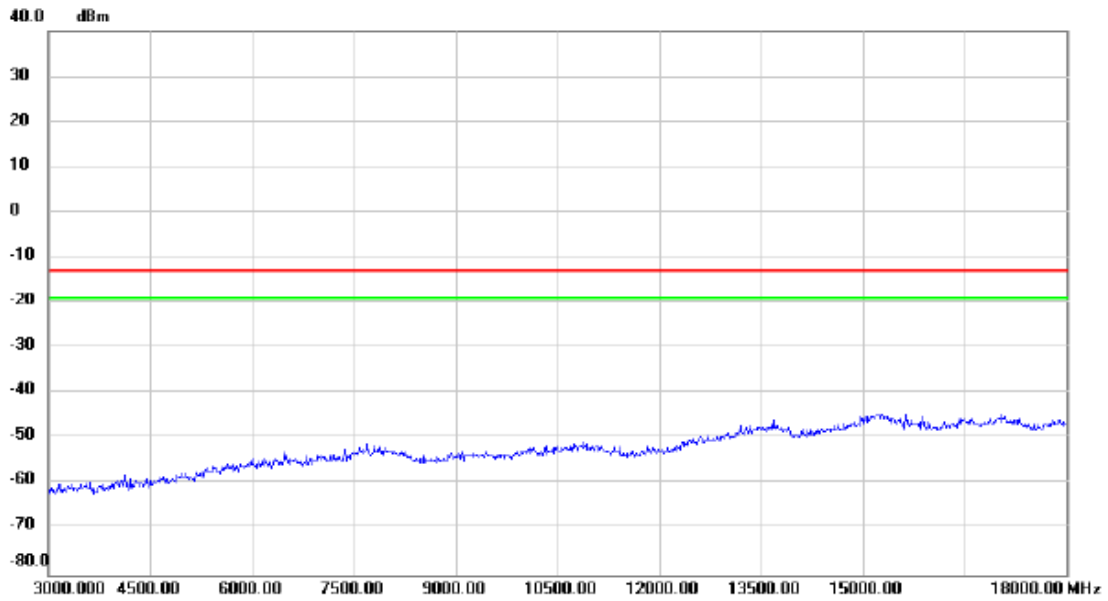
Horizontal



No.	Mk.	Freq.	Reading Level	Correct Factor	Measurement	Limit	Margin	Detector	Comment
		MHz	dBm	dB	dBm	dBm	dB		
		1750.00	5.00	0.00	5.00	-15.00	-20.00		

Test Mode: LTE Band 4_TX CH20175_1.4M

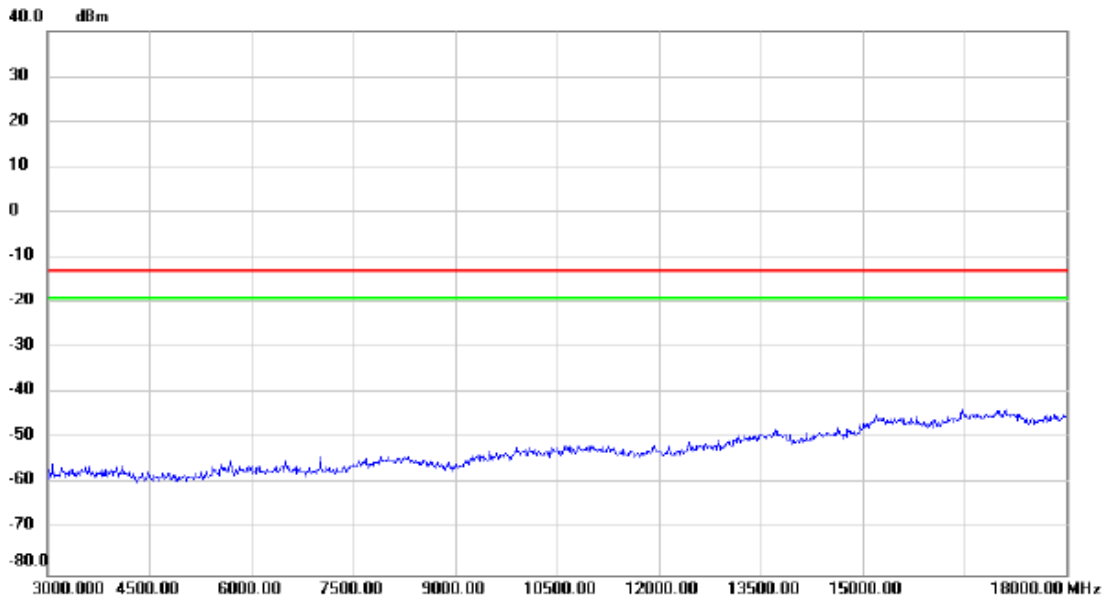
Vertical



No.	Mk.	Freq.	Reading Level	Correct Factor	Measurement	Limit	Margin	Detector	Comment
		MHz	dBm	dB	dBm	dBm	dB		

Test Mode: LTE Band 4_TX CH20175_1.4M

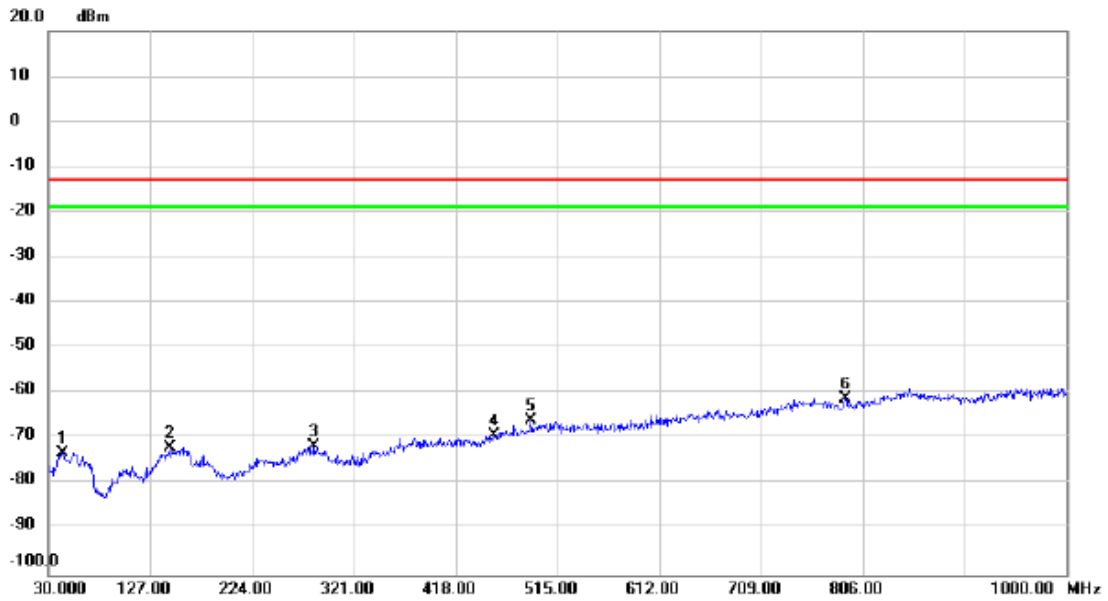
Horizontal



No.	Mk.	Freq. MHz	Reading Level dBm	Correct Factor dB	Measure- ment dBm	Limit dBm	Margin dB	Detector	Comment
-----	-----	--------------	-------------------------	-------------------------	-------------------------	--------------	--------------	----------	---------

Test Mode: LTE Band 4_TX CH20175_20M

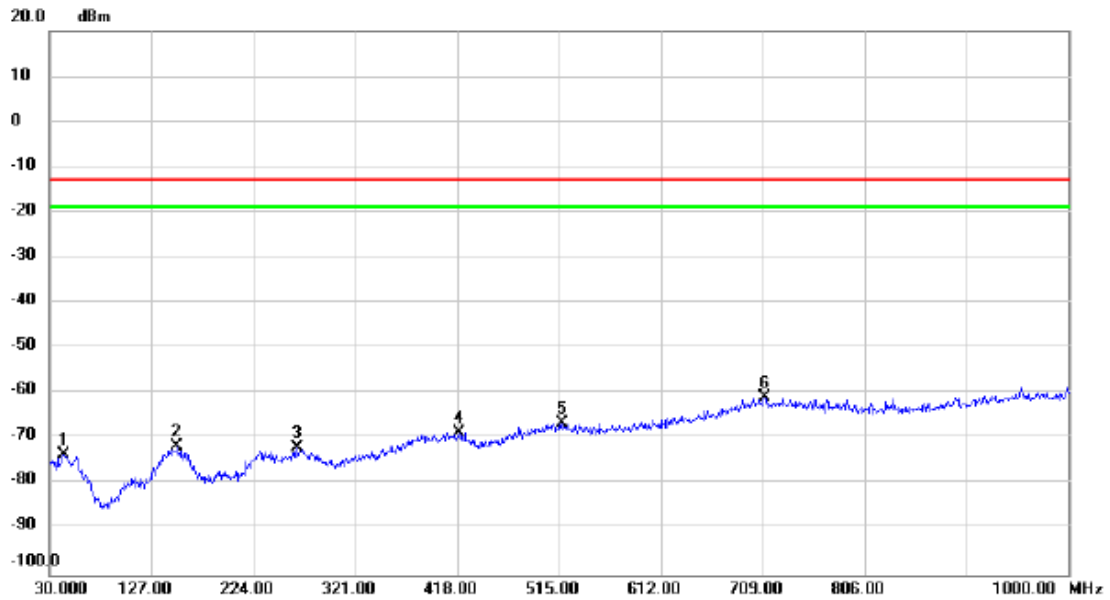
Vertical



No. Mk.	Freq. MHz	Reading Level dBm	Correct Factor dB	Measure- ment dBm	Limit dBm	Margin dB	Detector	Comment
1	43.580	-75.05	1.99	-73.06	-13.00	-60.06	peak	
2	145.430	-74.54	2.69	-71.85	-13.00	-58.85	peak	
3	283.170	-74.26	2.51	-71.75	-13.00	-58.75	peak	
4	454.860	-74.84	5.47	-69.37	-13.00	-56.37	peak	
5	489.780	-72.94	6.95	-65.99	-13.00	-52.99	peak	
6 *	789.510	-73.14	12.01	-61.13	-13.00	-48.13	peak	

Test Mode: LTE Band 4_TX CH20175_20M

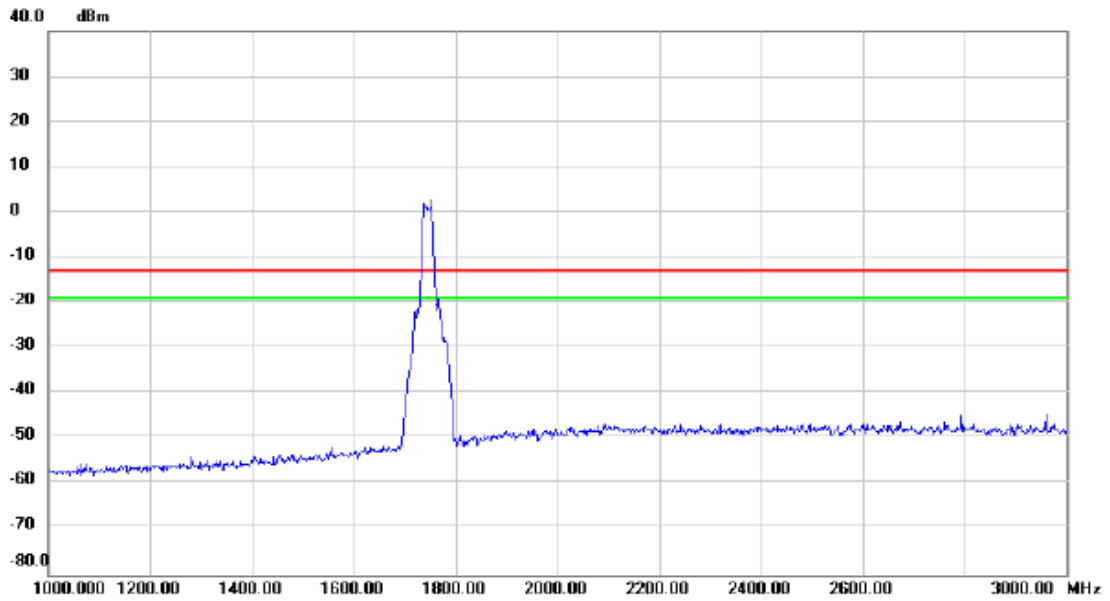
Horizontal



No.	Mk.	Freq. MHz	Reading Level dBm	Correct Factor dB	Measure- ment dBm	Limit dBm	Margin dB	Detector	Comment
1		43.580	-76.19	2.78	-73.41	-13.00	-60.41	peak	
2		151.250	-75.85	4.05	-71.80	-13.00	-58.80	peak	
3		265.710	-74.65	2.55	-72.10	-13.00	-59.10	peak	
4		419.940	-75.55	6.88	-68.67	-13.00	-55.67	peak	
5		517.910	-74.48	8.07	-66.41	-13.00	-53.41	peak	
6	*	710.940	-74.46	13.72	-60.74	-13.00	-47.74	peak	

Test Mode: LTE Band 4_TX CH20175_20M

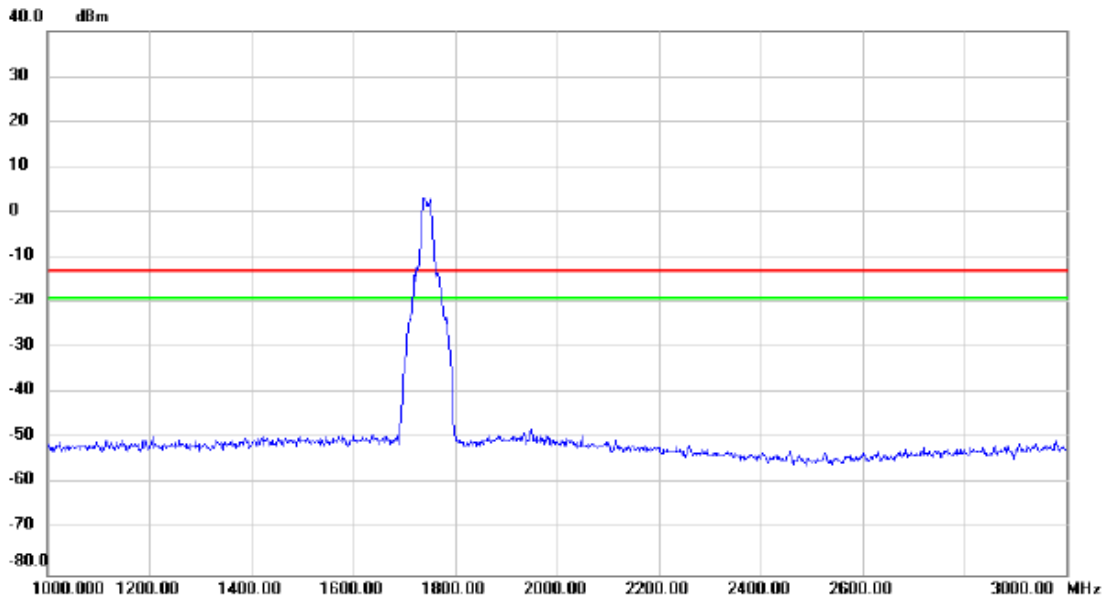
Vertical



No.	Mk.	Freq.	Reading Level	Correct Factor	Measurement	Limit	Margin	Detector	Comment
		MHz	dBm	dB	dBm	dBm	dB		
		1750.00	0.00	0.00	0.00	-15.00	15.00		

Test Mode: LTE Band 4_TX CH20175_20M

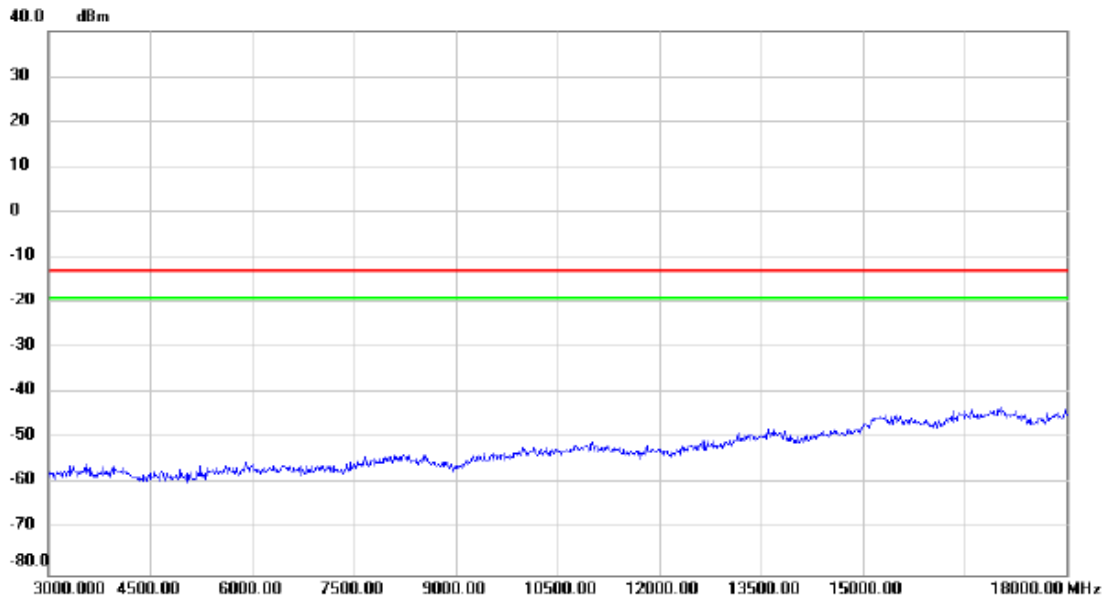
Horizontal



No.	Mk.	Freq. MHz	Reading Level dBm	Correct Factor dB	Measure- ment dBm	Limit dBm	Margin dB	Detector	Comment
		1750.00	0.00	0.00	0.00	-15.00	15.00		

Test Mode: LTE Band 4_TX CH20175_20M

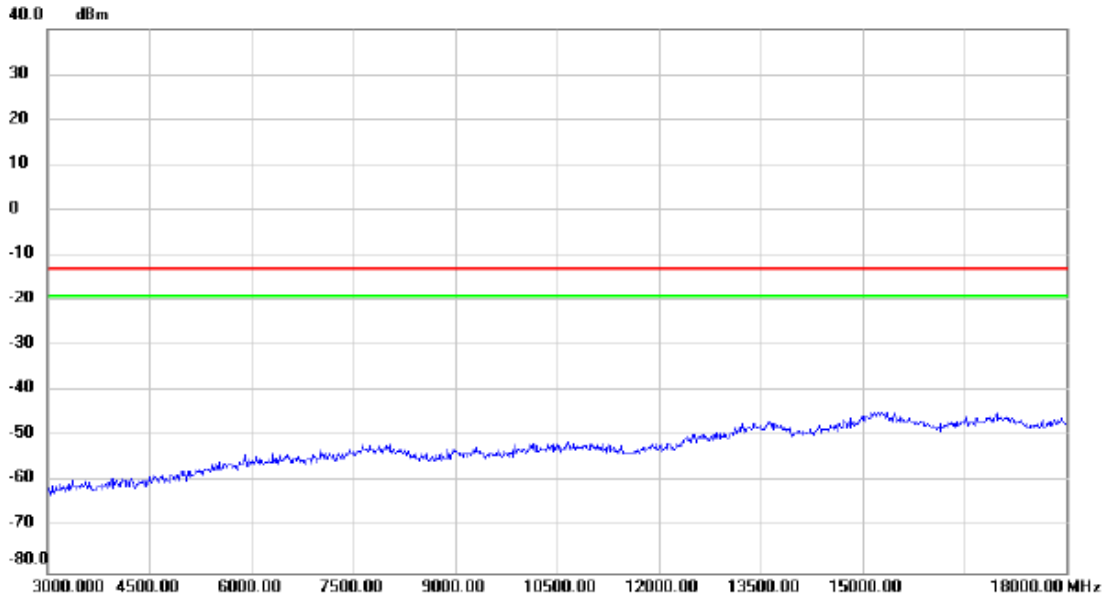
Vertical



No. Mk.	Freq. MHz	Reading Level dBm	Correct Factor dB	Measure- ment dBm	Limit dBm	Margin dB	Detector	Comment
---------	--------------	-------------------------	-------------------------	-------------------------	--------------	--------------	----------	---------

Test Mode: LTE Band 4_TX CH20175_20M

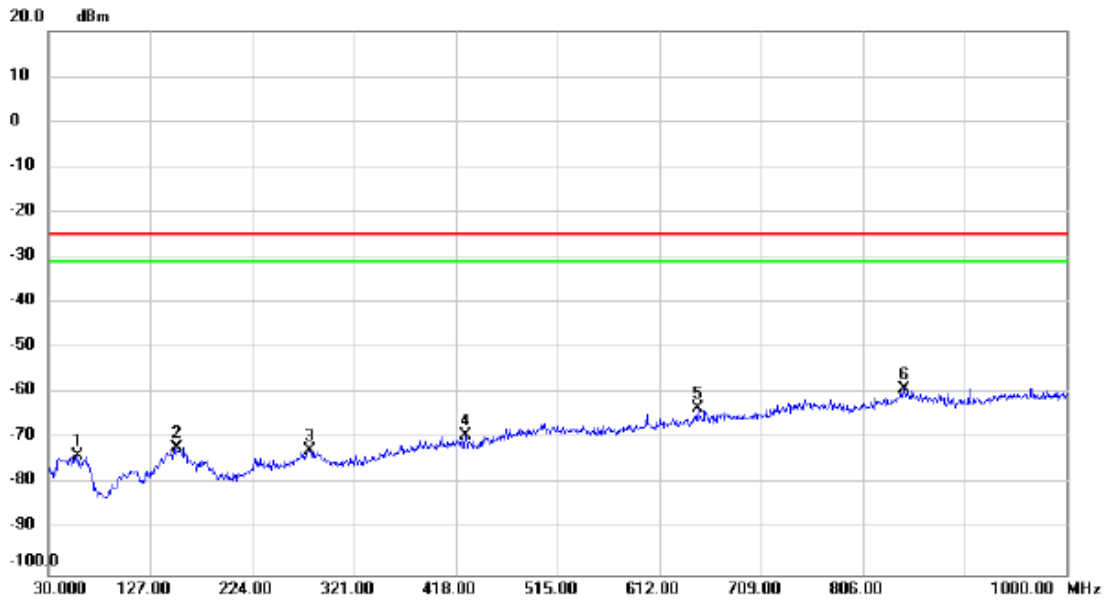
Horizontal



No.	Mk.	Freq.	Reading Level	Correct Factor	Measurement	Limit	Margin	Detector	Comment
		MHz	dBm	dB	dBm	dBm	dB		

Test Mode: LTE Band 7_TX CH21100_5M

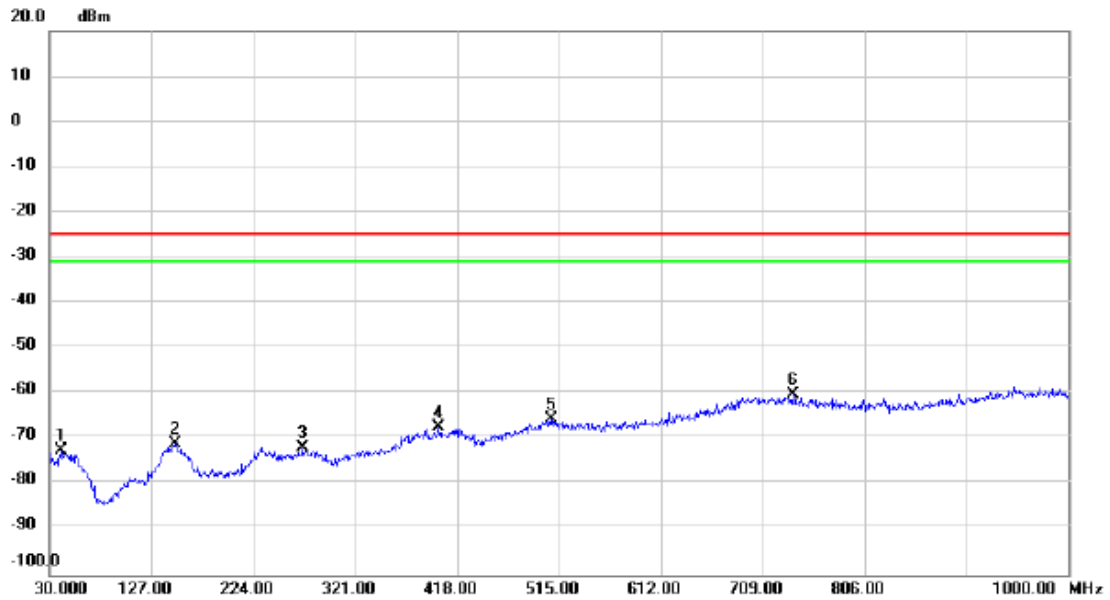
Vertical



No.	Mk.	Freq. MHz	Reading Level dBm	Correct Factor dB	Measure- ment dBm	Limit dBm	Margin dB	Detector	Comment
1		57.160	-75.59	1.74	-73.85	-25.00	-48.85	peak	
2		152.220	-75.09	3.16	-71.93	-25.00	-46.93	peak	
3		279.290	-75.25	2.62	-72.63	-25.00	-47.63	peak	
4		427.700	-73.92	4.54	-69.38	-25.00	-44.38	peak	
5		648.860	-73.40	10.09	-63.31	-25.00	-38.31	peak	
6	*	844.800	-73.38	14.21	-59.17	-25.00	-34.17	peak	

Test Mode: LTE Band 7_TX CH21100_5M

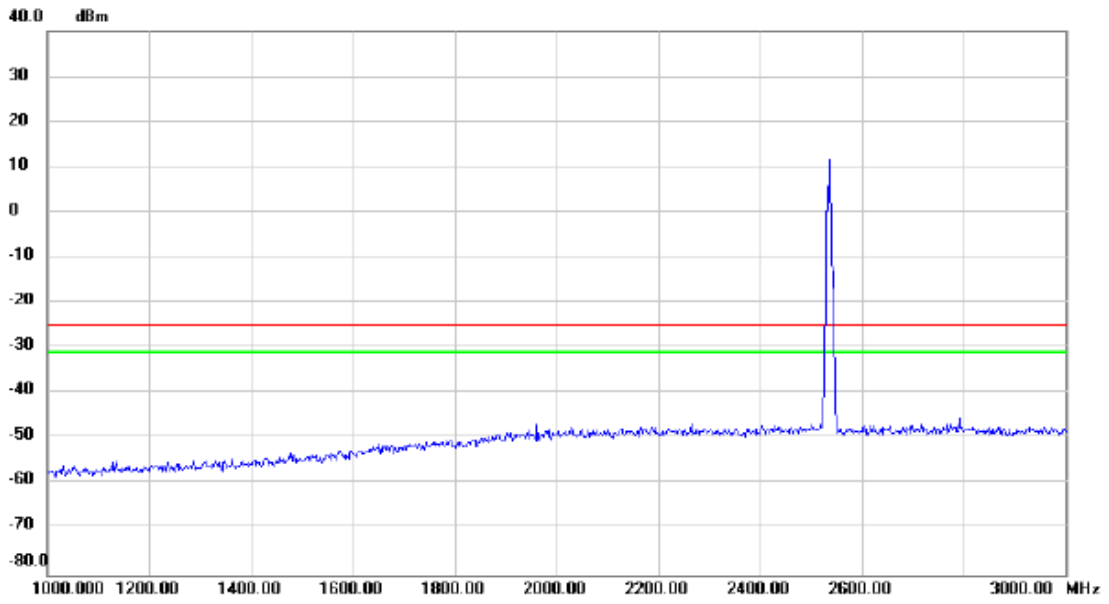
Horizontal



No.	Mk.	Freq. MHz	Reading Level dBm	Correct Factor dB	Measure- ment dBm	Limit dBm	Margin dB	Detector	Comment
1		40.670	-74.88	2.21	-72.67	-25.00	-47.67	peak	
2		149.310	-75.25	4.16	-71.09	-25.00	-46.09	peak	
3		270.560	-74.94	2.99	-71.95	-25.00	-46.95	peak	
4		400.540	-73.37	5.91	-67.46	-25.00	-42.46	peak	
5		507.240	-73.84	8.07	-65.77	-25.00	-40.77	peak	
6	*	738.100	-73.17	13.06	-60.11	-25.00	-35.11	peak	

Test Mode: LTE Band 7_TX CH21100_5M

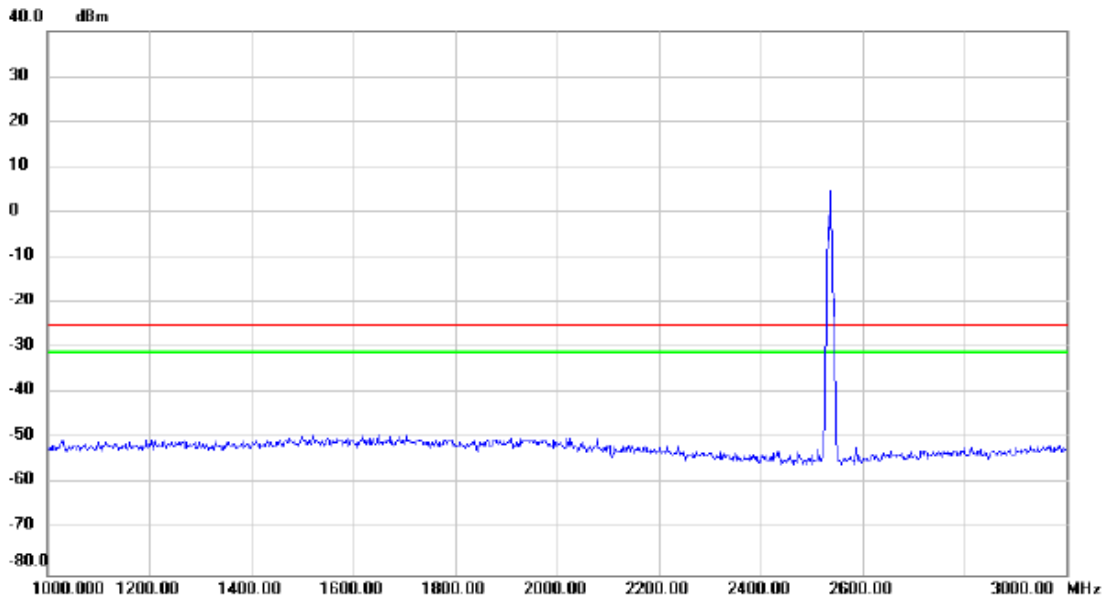
Vertical



No.	Mk.	Freq.	Reading Level	Correct Factor	Measurement	Limit	Margin	Detector	Comment
		MHz	dBm	dB	dBm	dBm	dB		
		2550.000	10.0	0.0	10.0	-25.0	35.0		

Test Mode: LTE Band 7_TX CH21100_5M

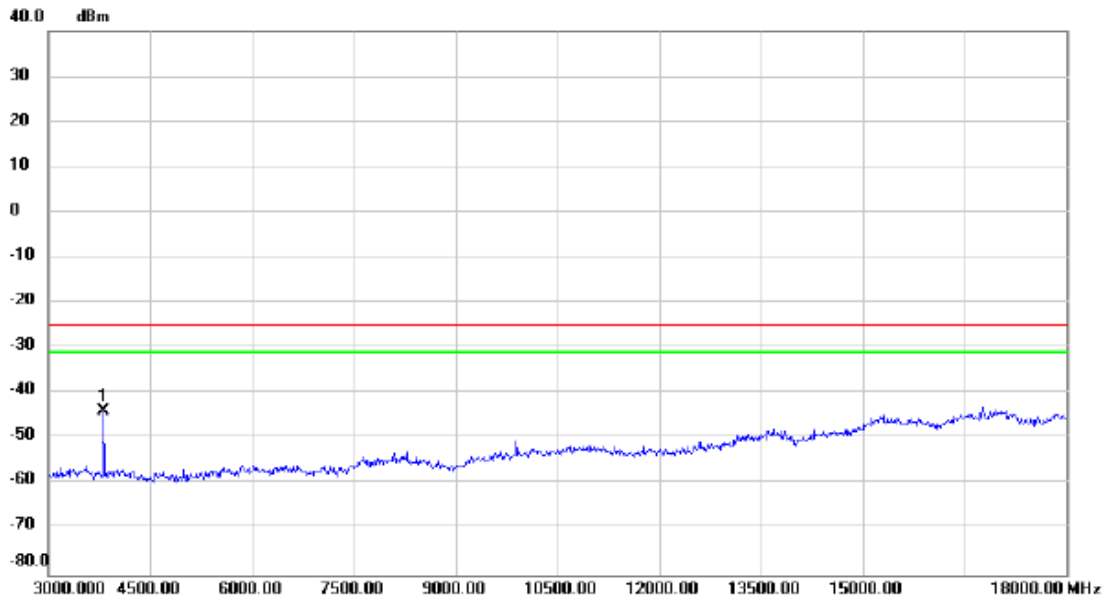
Horizontal



No.	Mk.	Freq. MHz	Reading Level dBm	Correct Factor dB	Measure- ment dBm	Limit dBm	Margin dB	Detector	Comment
		2550.00	5.00	0.00	5.00	-25.00	30.00		

Test Mode: LTE Band 7_TX CH21100_5M

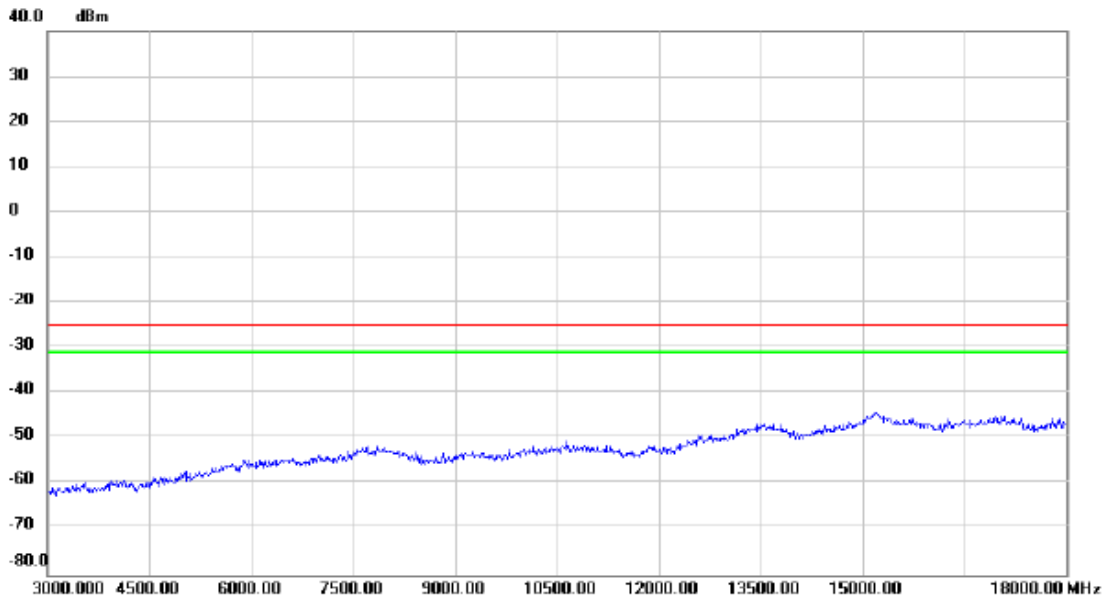
Vertical



No.	Mk.	Freq. MHz	Reading Level dBm	Correct Factor dB	Measure- ment dBm	Limit dBm	Margin dB	Detector	Comment
1	*	3810.000	-58.35	14.56	-43.79	-25.00	-18.79	peak	

Test Mode: LTE Band 7_TX CH21100_5M

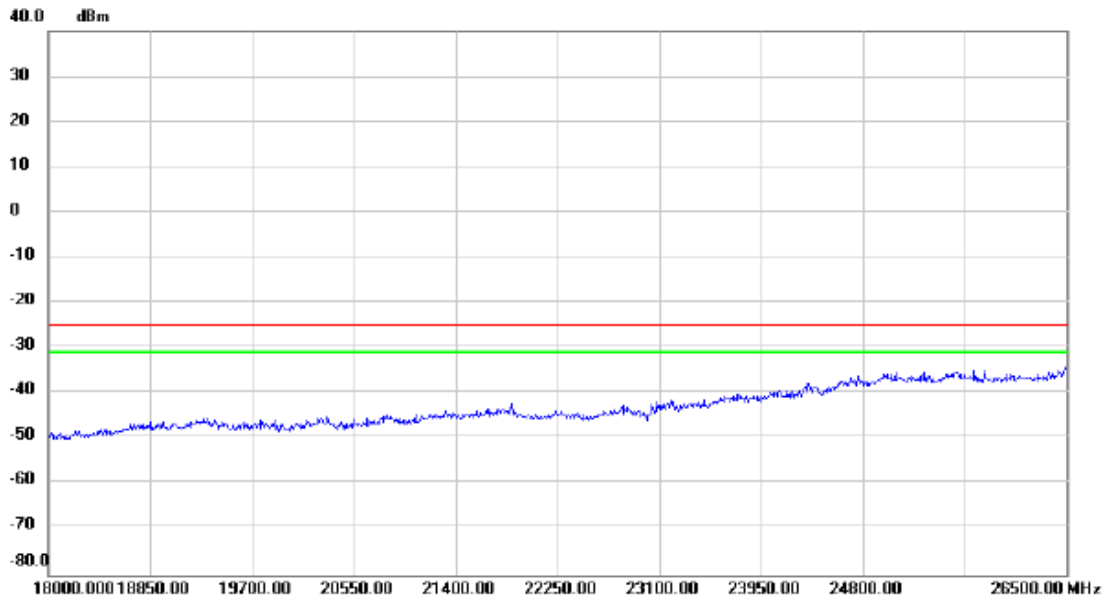
Horizontal



No.	Mk.	Freq.	Reading Level	Correct Factor	Measurement	Limit	Margin	Detector	Comment
		MHz	dBm	dB	dBm	dBm	dB		

Test Mode: LTE Band 7_TX CH21100_5M

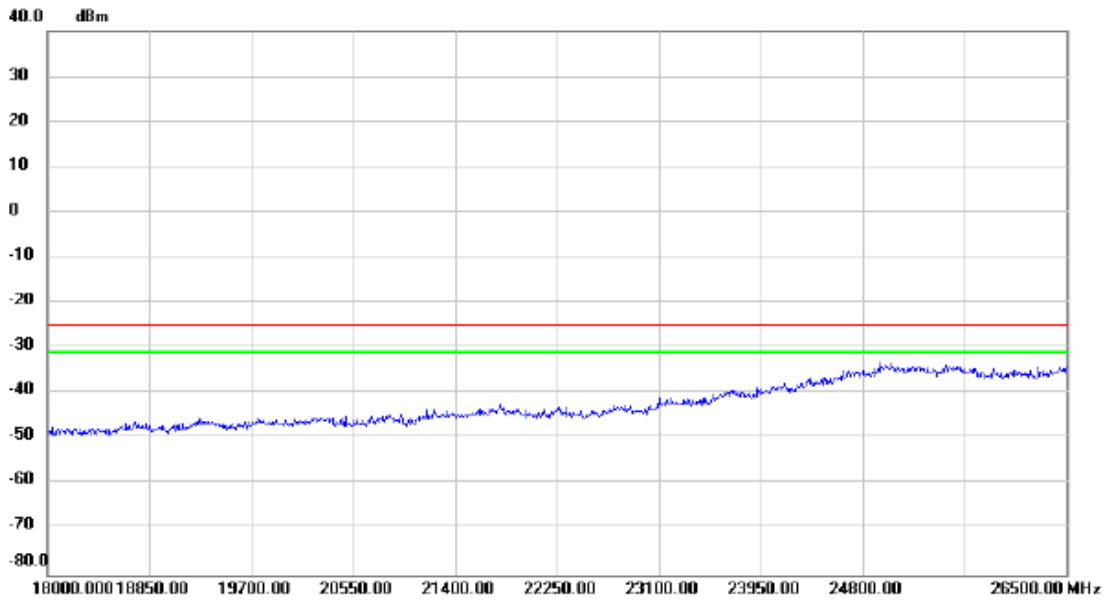
Vertical



No.	Mk.	Freq.	Reading Level	Correct Factor	Measurement	Limit	Margin	Detector	Comment
		MHz	dBm	dB	dBm	dBm	dB		

Test Mode: LTE Band 7_TX CH21100_5M

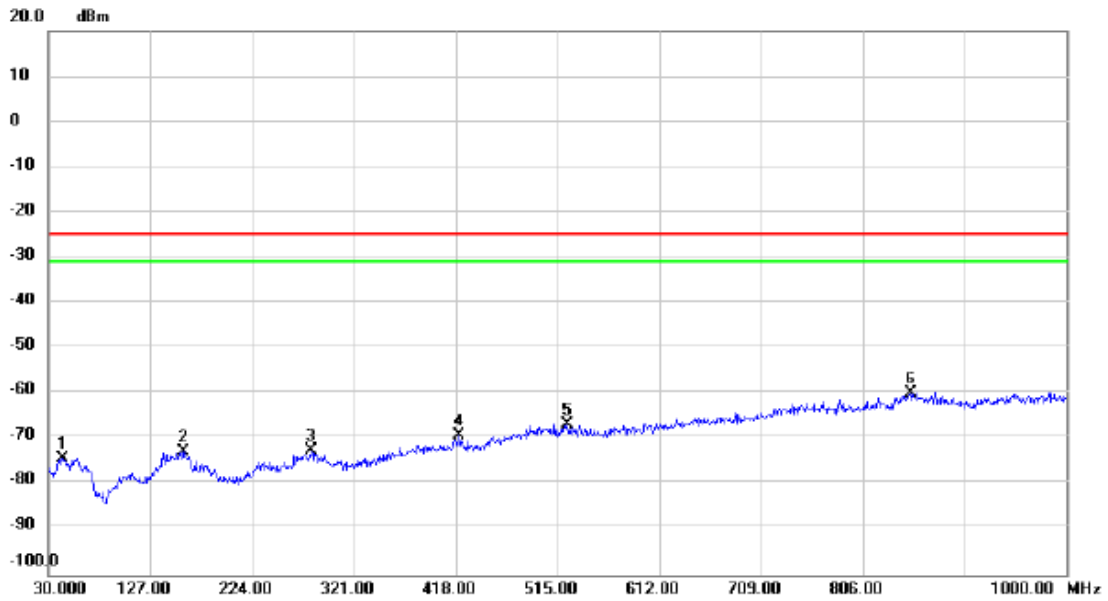
Horizontal



No.	Mk.	Freq. MHz	Reading Level dBm	Correct Factor dB	Measure- ment dBm	Limit dBm	Margin dB	Detector	Comment
-----	-----	--------------	-------------------------	-------------------------	-------------------------	--------------	--------------	----------	---------

Test Mode: LTE Band 7_TX CH21100_20M

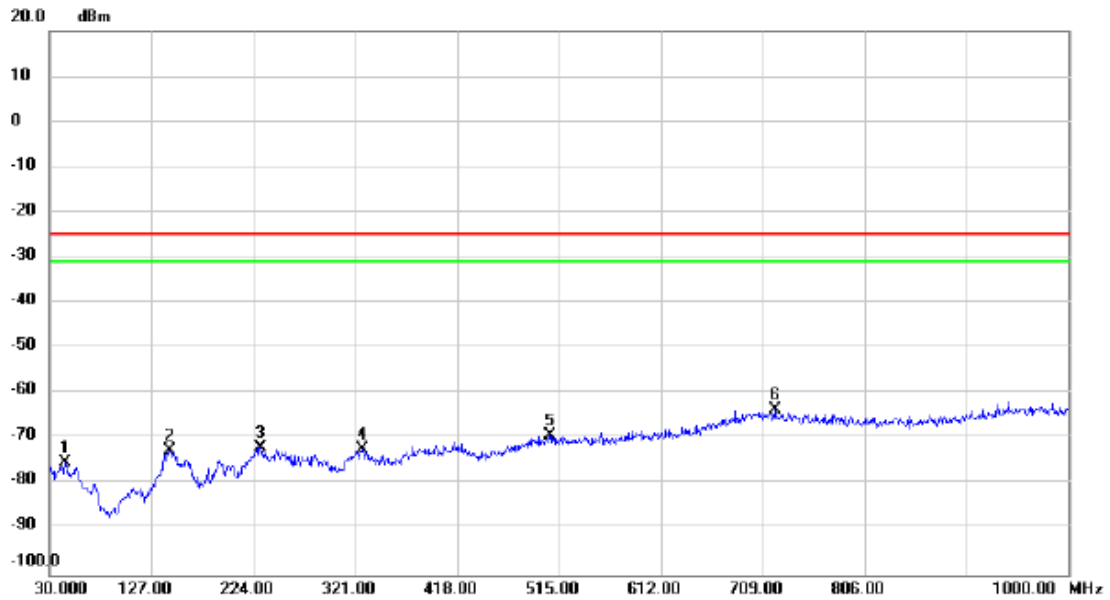
Vertical



No.	Mk.	Freq. MHz	Reading Level dBm	Correct Factor dB	Measure- ment dBm	Limit dBm	Margin dB	Detector	Comment
1		43.580	-76.29	1.99	-74.30	-25.00	-49.30	peak	
2		158.040	-76.06	3.17	-72.89	-25.00	-47.89	peak	
3		280.260	-75.22	2.64	-72.58	-25.00	-47.58	peak	
4		420.910	-73.89	4.64	-69.25	-25.00	-44.25	peak	
5		524.700	-74.23	7.50	-66.73	-25.00	-41.73	peak	
6	*	851.590	-74.23	14.42	-59.81	-25.00	-34.81	peak	

Test Mode: LTE Band 7_TX CH21100_20M

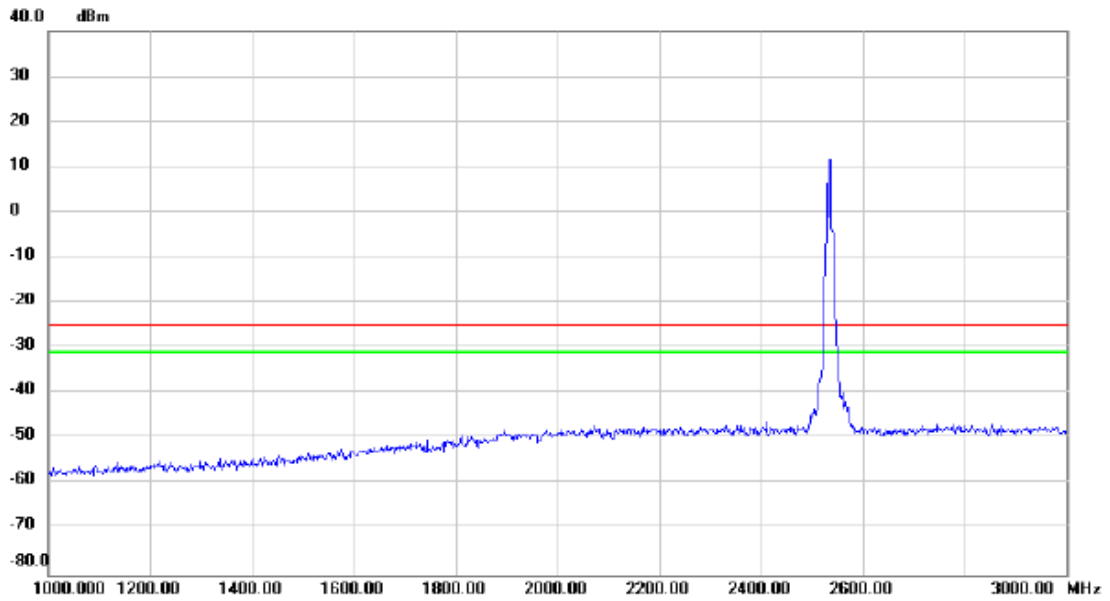
Horizontal



No.	Mk.	Freq. MHz	Reading Level dBm	Correct Factor dB	Measure- ment dBm	Limit dBm	Margin dB	Detector	Comment
1		44.550	-78.14	2.97	-75.17	-25.00	-50.17	peak	
2		144.460	-76.10	3.63	-72.47	-25.00	-47.47	peak	
3		230.790	-75.18	3.18	-72.00	-25.00	-47.00	peak	
4		327.790	-74.57	2.38	-72.19	-25.00	-47.19	peak	
5		506.270	-77.27	8.07	-69.20	-25.00	-44.20	peak	
6	*	720.640	-77.13	13.48	-63.65	-25.00	-38.65	peak	

Test Mode: LTE Band 7_TX CH21100_20M

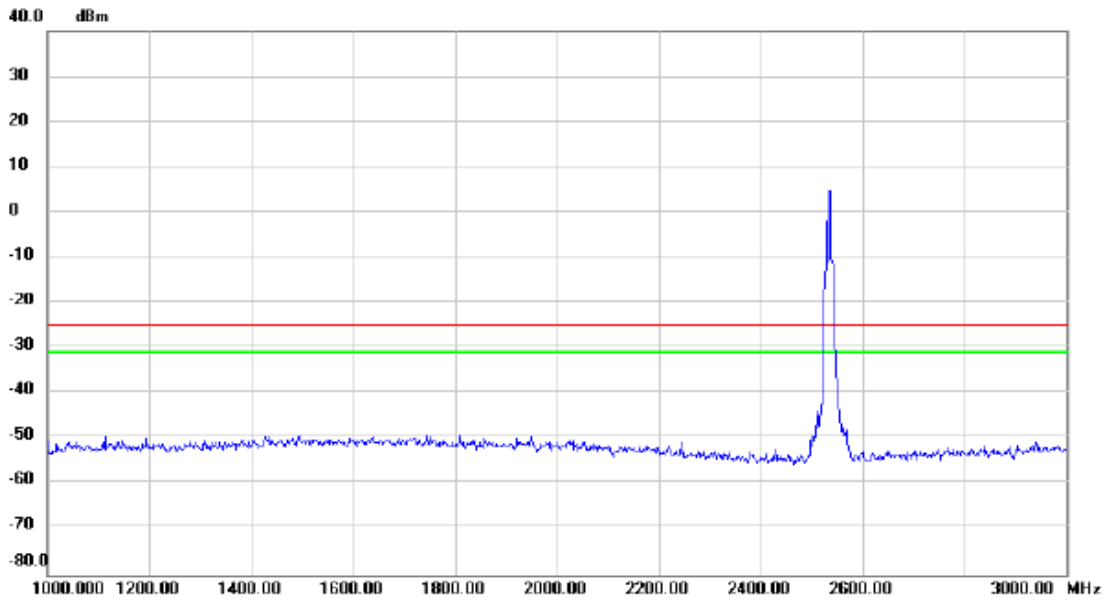
Vertical



No.	Mk.	Freq.	Reading Level	Correct Factor	Measurement	Limit	Margin	Detector	Comment
		MHz	dBm	dB	dBm	dBm	dB		
		2550.000	10.0	0.0	10.0	-25.0	35.0		

Test Mode: LTE Band 7_TX CH21100_20M

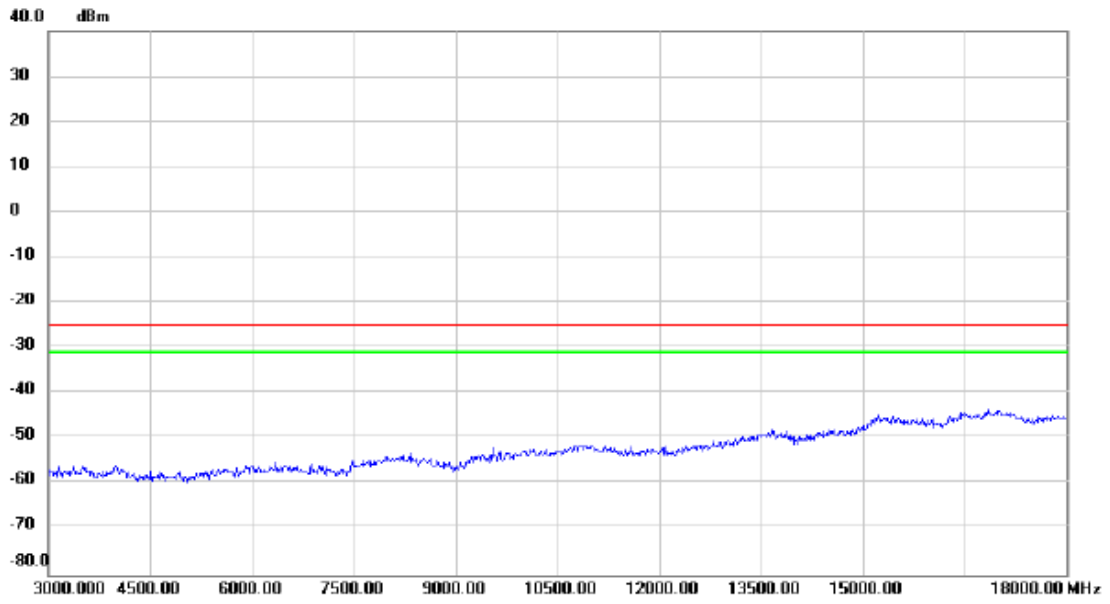
Horizontal



No.	Mk.	Freq.	Reading Level	Correct Factor	Measurement	Limit	Margin	Detector	Comment
		MHz	dBm	dB	dBm	dBm	dB		
		2550.00	5.00	0.00	5.00	-25.00	-30.00		

Test Mode: LTE Band 7_TX CH21100_20M

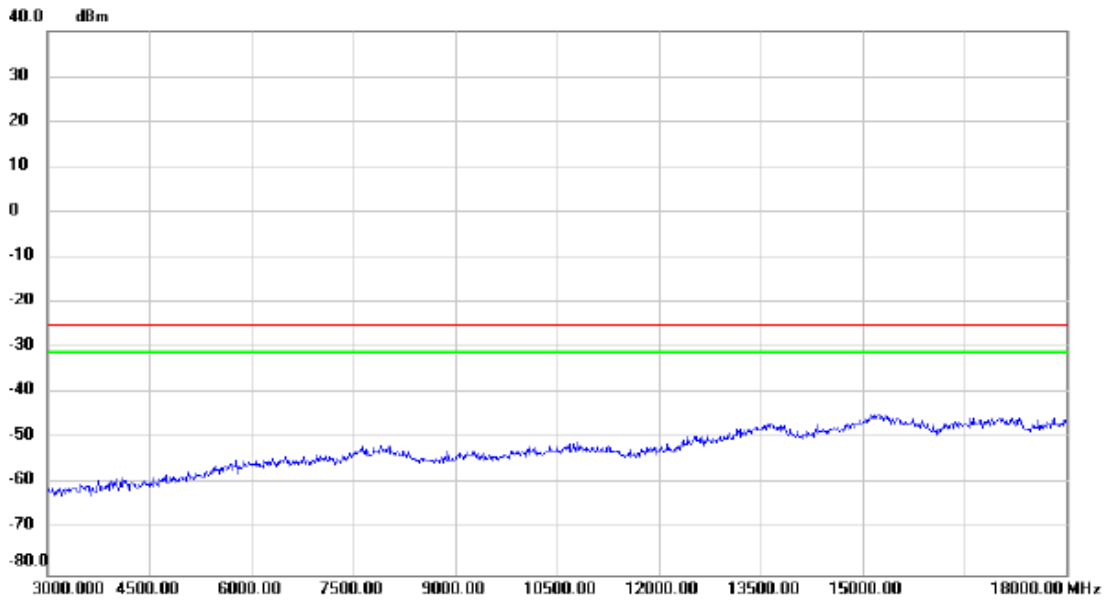
Vertical



No. Mk.	Freq. MHz	Reading Level dBm	Correct Factor dB	Measure- ment dBm	Limit dBm	Margin dB	Detector	Comment
---------	--------------	-------------------------	-------------------------	-------------------------	--------------	--------------	----------	---------

Test Mode: LTE Band 7_TX CH21100_20M

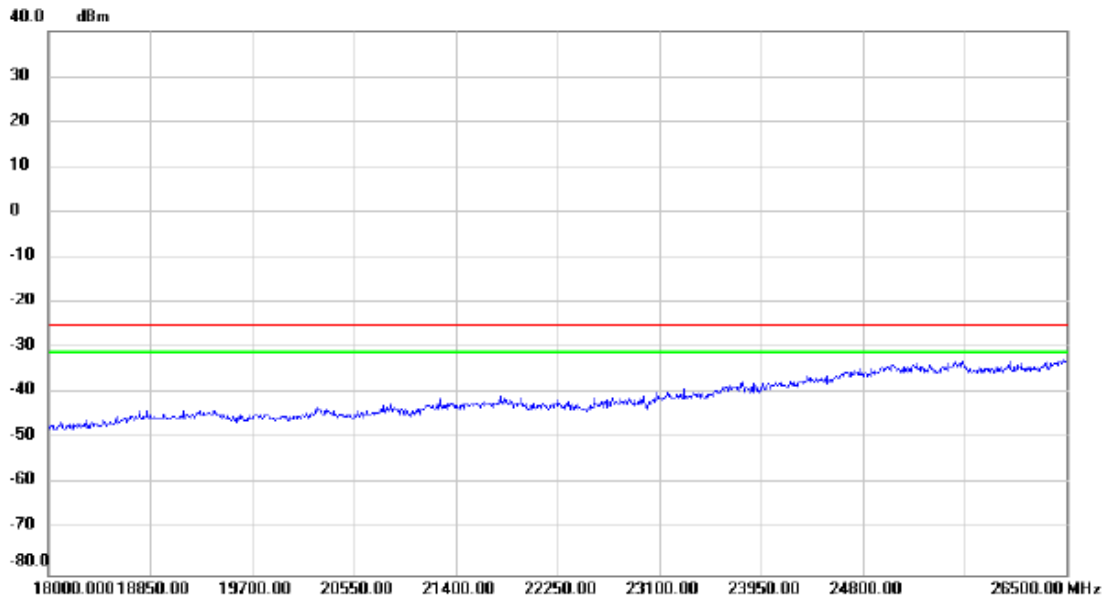
Horizontal



No.	Mk.	Freq.	Reading Level	Correct Factor	Measurement	Limit	Margin	Detector	Comment
		MHz	dBm	dB	dBm	dBm	dB		

Test Mode: LTE Band 7_TX CH21100_20M

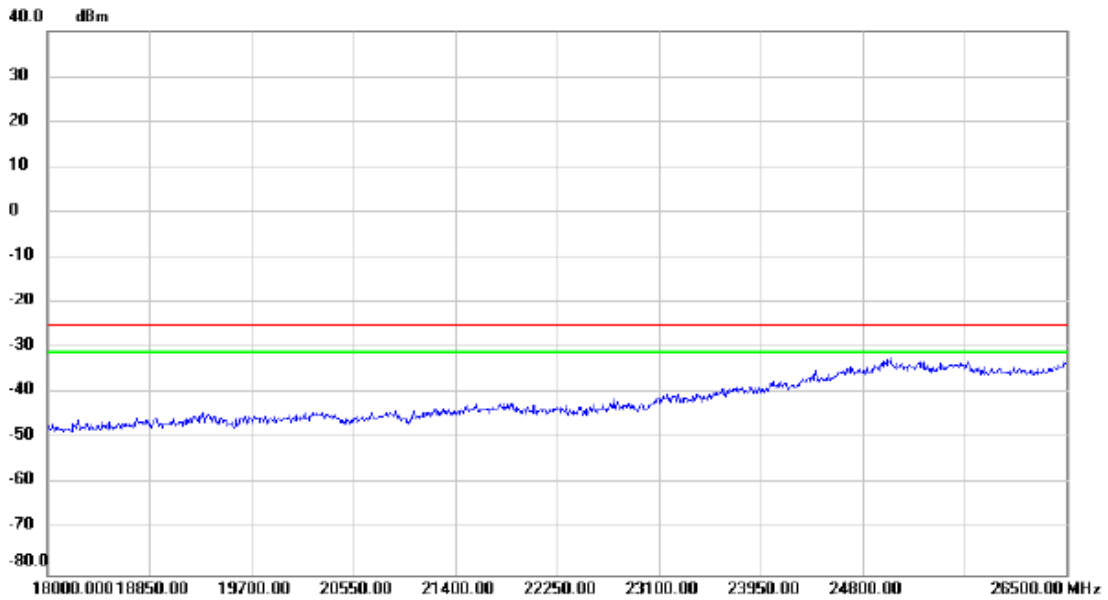
Vertical



No.	Mk.	Freq.	Reading Level	Correct Factor	Measurement	Limit	Margin	Detector	Comment
		MHz	dBm	dB	dBm	dBm	dB		

Test Mode: LTE Band 7_TX CH21100_20M

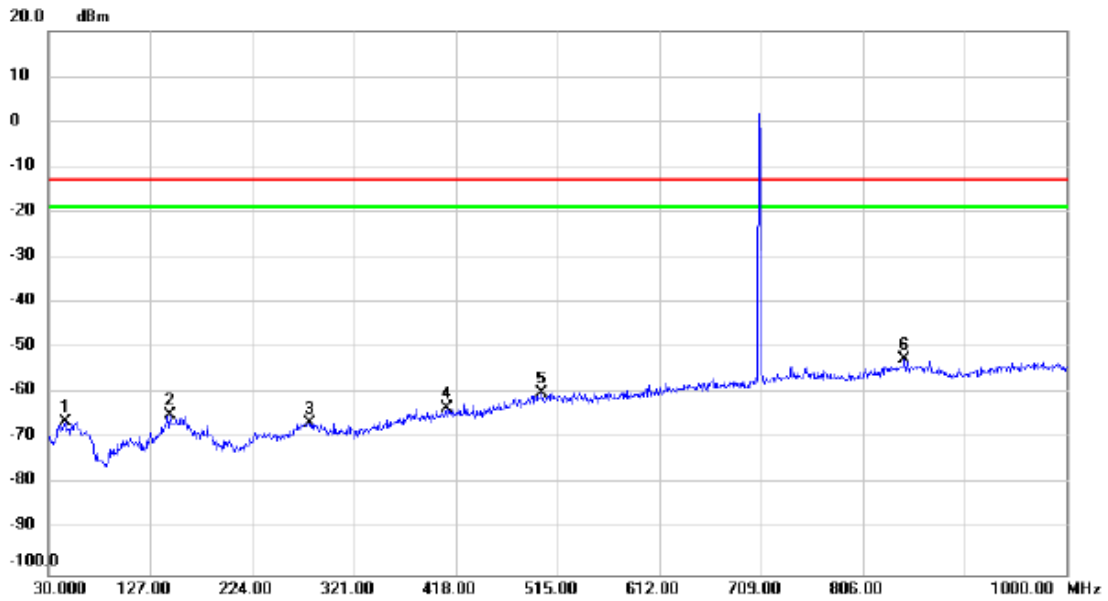
Horizontal



No.	Mk.	Freq. MHz	Reading Level dBm	Correct Factor dB	Measure- ment dBm	Limit dBm	Margin dB	Detector	Comment
-----	-----	--------------	-------------------------	-------------------------	-------------------------	--------------	--------------	----------	---------

Test Mode: LTE Band 12_TX CH23095_1.4M

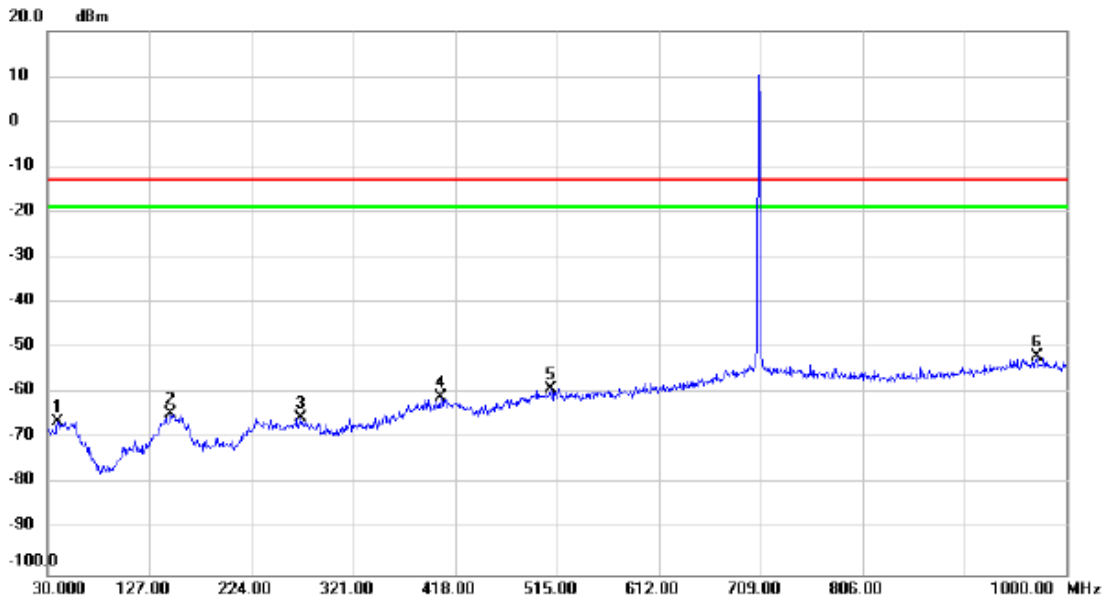
Vertical



No.	Mk.	Freq. MHz	Reading Level dBm	Correct Factor dB	Measure- ment dBm	Limit dBm	Margin dB	Detector	Comment
1		45.520	-78.12	11.80	-66.32	-13.00	-53.32	peak	
2		145.430	-77.40	12.69	-64.71	-13.00	-51.71	peak	
3		279.290	-79.23	12.62	-66.61	-13.00	-53.61	peak	
4		409.270	-77.63	14.36	-63.27	-13.00	-50.27	peak	
5		500.450	-77.41	17.55	-59.86	-13.00	-46.86	peak	
6	*	845.770	-76.66	24.26	-52.40	-13.00	-39.40	peak	

Test Mode: LTE Band 12_TX CH23095_1.4M

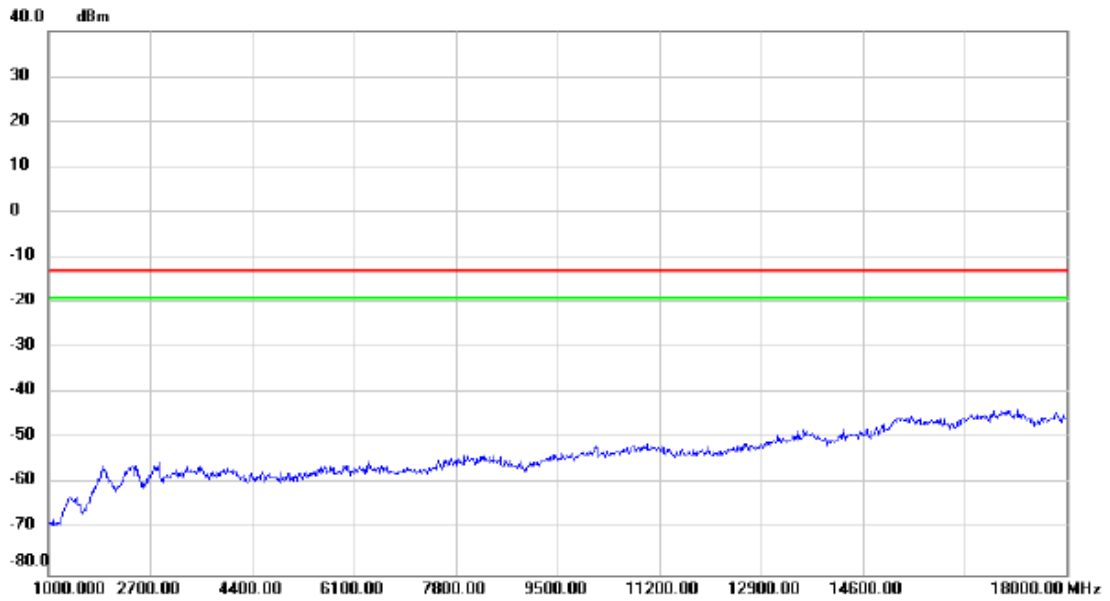
Horizontal



No.	Mk.	Freq. MHz	Reading Level dBm	Correct Factor dB	Measure- ment dBm	Limit dBm	Margin dB	Detector	Comment
1		39.700	-78.13	11.97	-66.16	-13.00	-53.16	peak	
2		147.370	-78.45	13.95	-64.50	-13.00	-51.50	peak	
3		271.530	-78.30	12.94	-65.36	-13.00	-52.36	peak	
4		404.420	-76.82	16.10	-60.72	-13.00	-47.72	peak	
5		509.180	-77.20	18.07	-59.13	-13.00	-46.13	peak	
6 *		971.870	-76.82	24.93	-51.89	-13.00	-38.89	peak	

Test Mode: LTE Band 12_TX CH23095_1.4M

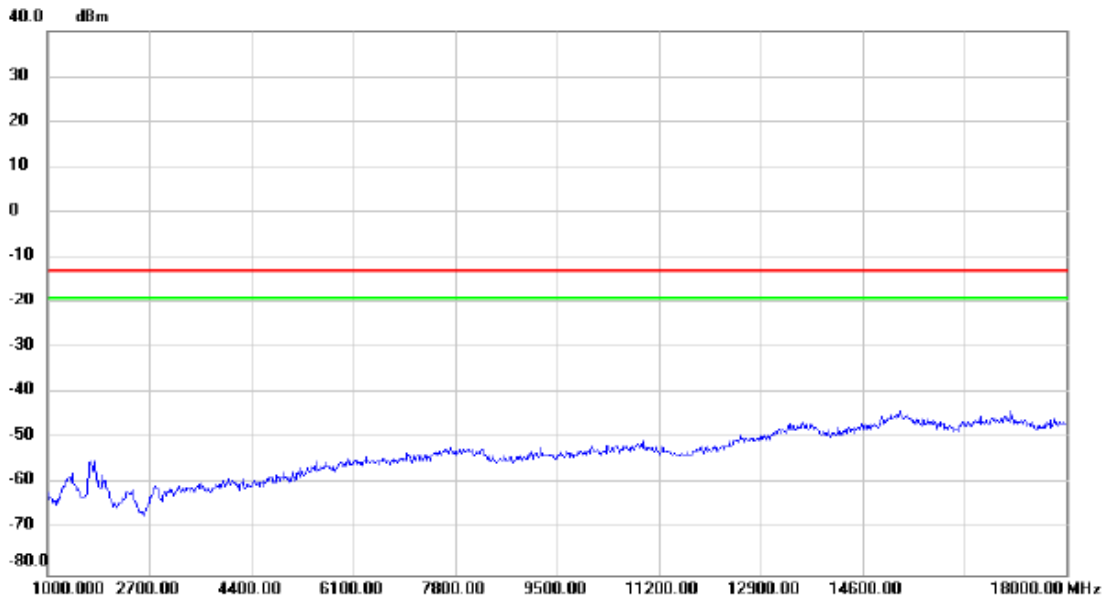
Vertical



No.	Mk.	Freq.	Reading Level	Correct Factor	Measurement	Limit	Margin	Detector	Comment
		MHz	dBm	dB	dBm	dBm	dB		
		1000.000	-70.0						
		2700.00	-60.0						
		4400.00	-60.0						
		6100.00	-60.0						
		7800.00	-60.0						
		9500.00	-55.0						
		11200.00	-55.0						
		12900.00	-55.0						
		14600.00	-50.0						
		18000.00	-50.0						

Test Mode: LTE Band 12_TX CH23095_1.4M

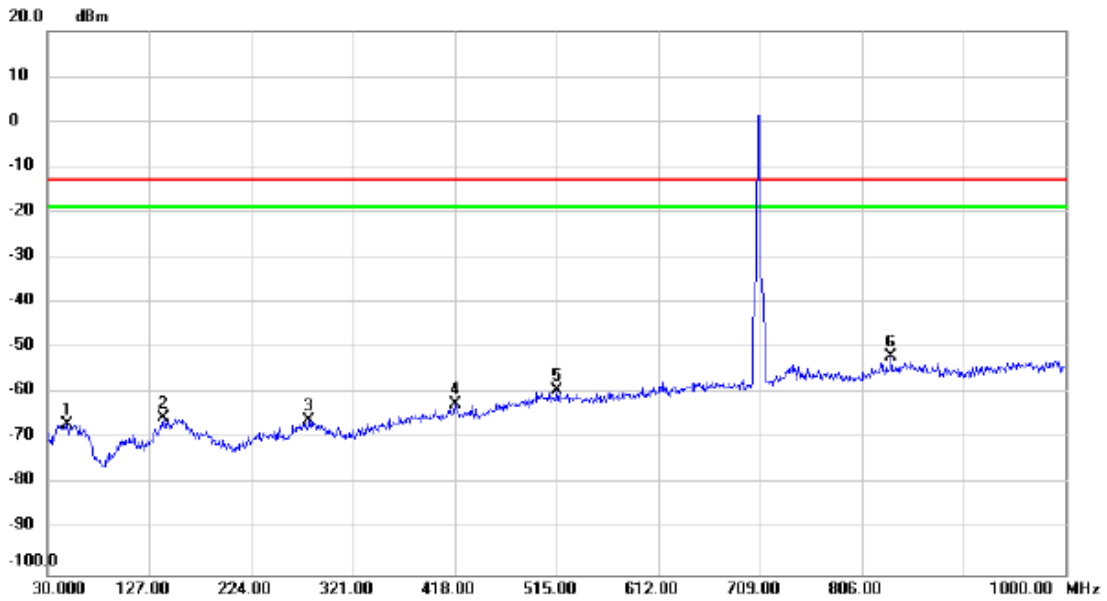
Horizontal



No.	Mk.	Freq.	Reading Level	Correct Factor	Measurement	Limit	Margin	Detector	Comment
		MHz	dBm	dB	dBm	dBm	dB		

Test Mode: LTE Band 12_TX CH23095_10M

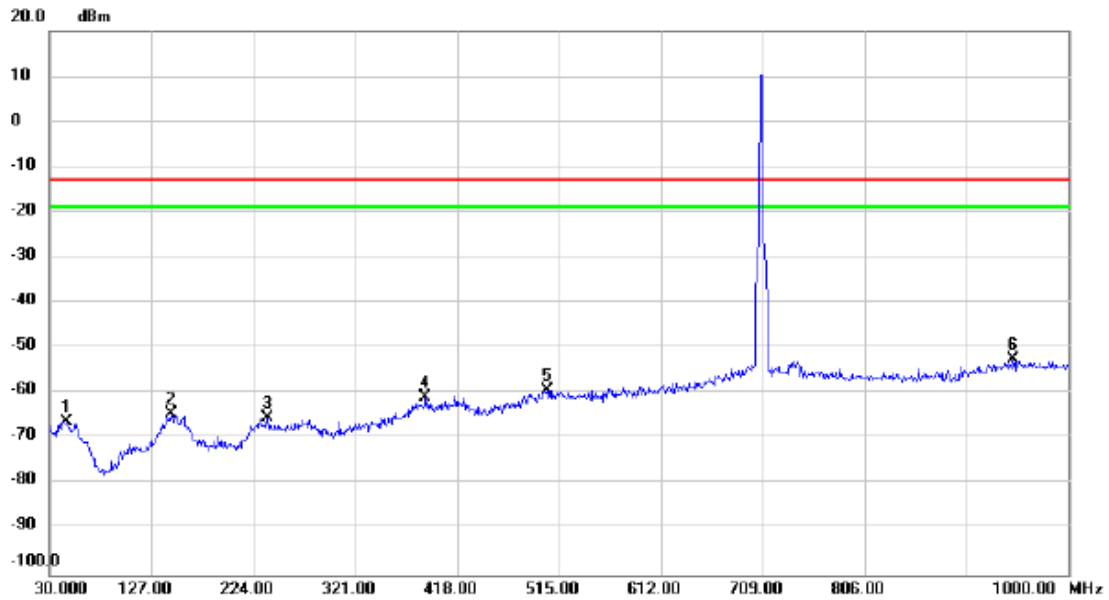
Vertical



No.	Mk.	Freq. MHz	Reading Level dBm	Correct Factor dB	Measure- ment dBm	Limit dBm	Margin dB	Detector	Comment
1		48.430	-78.01	11.03	-66.98	-13.00	-53.98	peak	
2		140.580	-77.46	12.21	-65.25	-13.00	-52.25	peak	
3		279.290	-78.46	12.62	-65.84	-13.00	-52.84	peak	
4		418.000	-76.97	14.60	-62.37	-13.00	-49.37	peak	
5		515.000	-76.86	17.52	-59.34	-13.00	-46.34	peak	
6	*	834.130	-75.46	23.65	-51.81	-13.00	-38.81	peak	

Test Mode: LTE Band 12_TX CH23095_10M

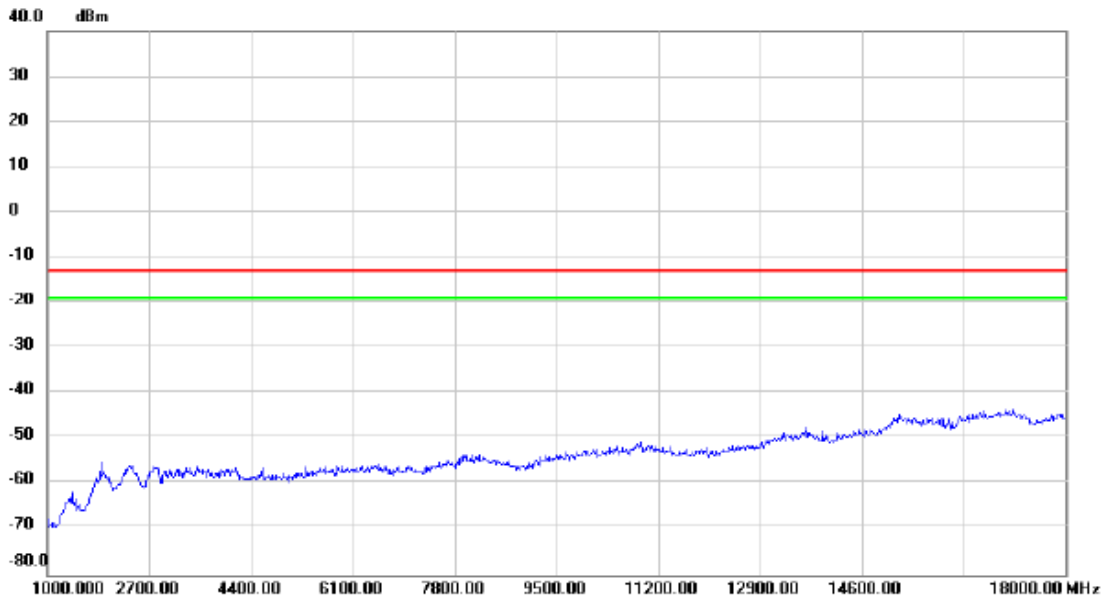
Horizontal



No.	Mk.	Freq. MHz	Reading Level dBm	Correct Factor dB	Measure- ment dBm	Limit dBm	Margin dB	Detector	Comment
1		45.520	-79.12	12.87	-66.25	-13.00	-53.25	peak	
2		145.430	-78.08	13.73	-64.35	-13.00	-51.35	peak	
3		237.580	-77.96	12.61	-65.35	-13.00	-52.35	peak	
4		387.930	-76.91	16.01	-60.90	-13.00	-47.90	peak	
5		503.360	-77.37	18.06	-59.31	-13.00	-46.31	peak	
6 *		947.620	-77.40	24.85	-52.55	-13.00	-39.55	peak	

Test Mode: LTE Band 12_TX CH23095_10M

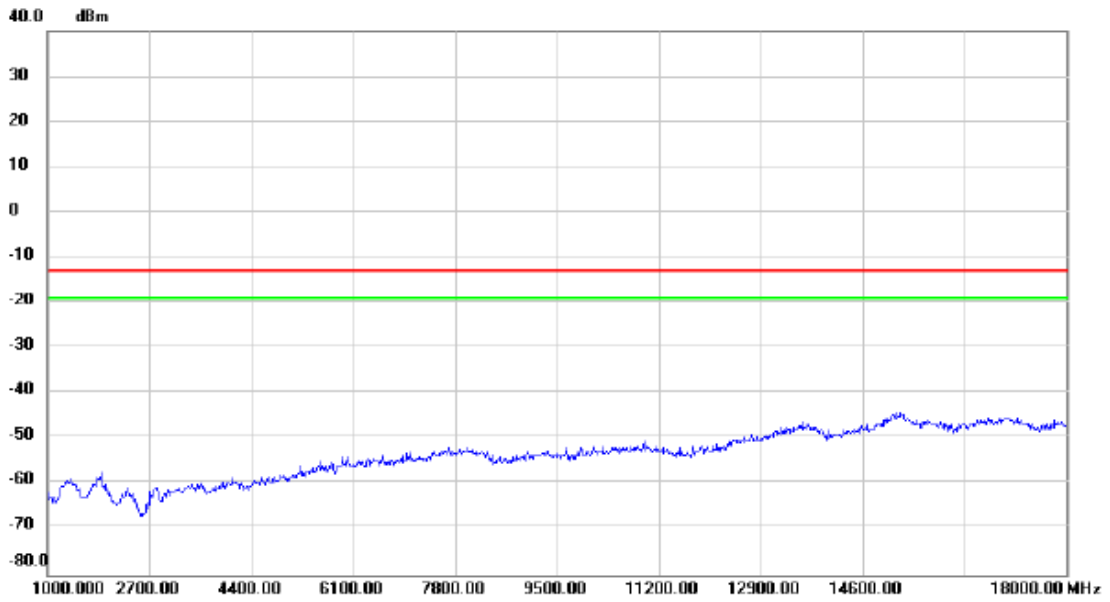
Vertical



No.	Mk.	Freq.	Reading Level	Correct Factor	Measurement	Limit	Margin	Detector	Comment
		MHz	dBm	dB	dBm	dBm	dB		

Test Mode: LTE Band 12_TX CH23095_10M

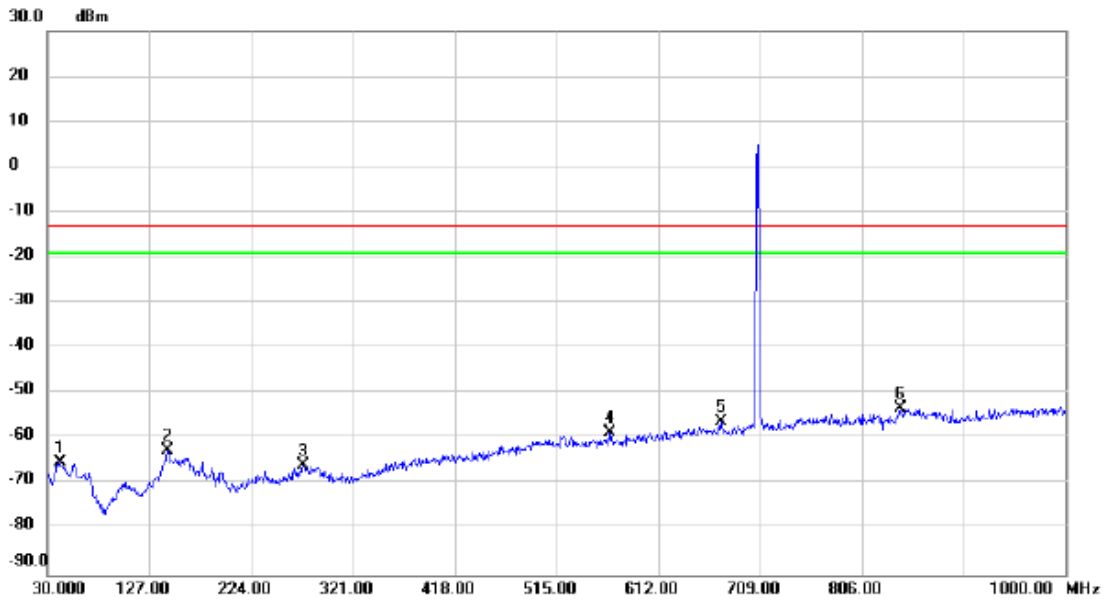
Horizontal



No.	Mk.	Freq. MHz	Reading Level dBm	Correct Factor dB	Measure- ment dBm	Limit dBm	Margin dB	Detector	Comment
-----	-----	--------------	-------------------------	-------------------------	-------------------------	--------------	--------------	----------	---------

Test Mode: LTE Band 17_TX CH23755_5M

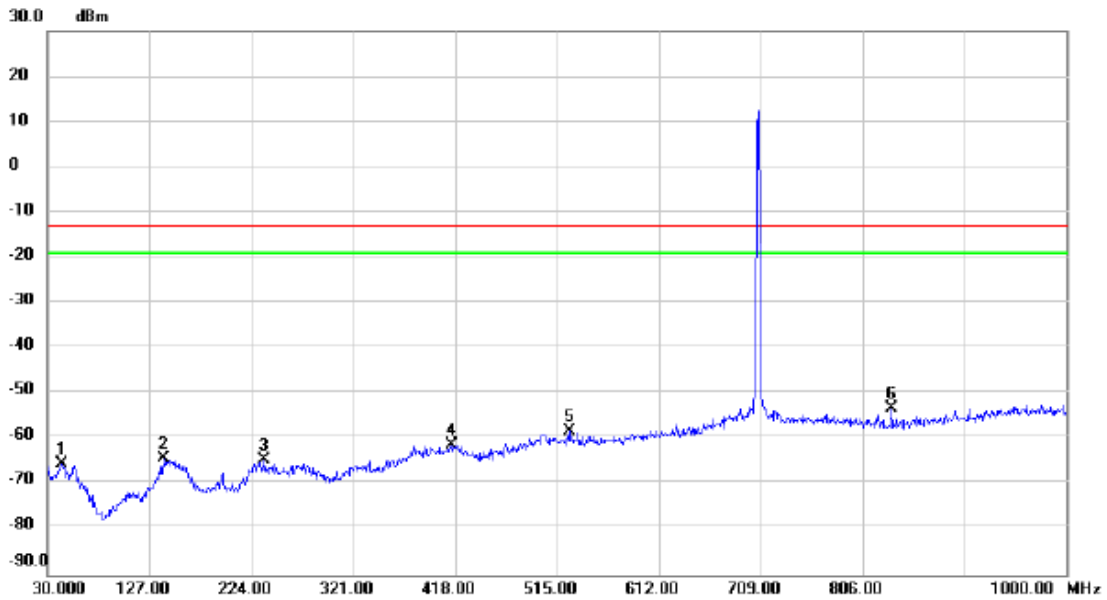
Vertical



No.	Mk.	Freq. MHz	Reading Level dBm	Correct Factor dB	Measure- ment dBm	Limit dBm	Margin dB	Detector	Comment
1		41.640	-77.28	12.06	-65.22	-13.00	-52.22	peak	
2		144.460	-75.12	12.60	-62.52	-13.00	-49.52	peak	
3		273.470	-78.10	12.35	-65.75	-13.00	-52.75	peak	
4		566.410	-76.47	17.86	-58.61	-13.00	-45.61	peak	
5		672.140	-76.51	20.28	-56.23	-13.00	-43.23	peak	
6	*	842.860	-77.36	24.11	-53.25	-13.00	-40.25	peak	

Test Mode: LTE Band 17_TX CH23755_5M

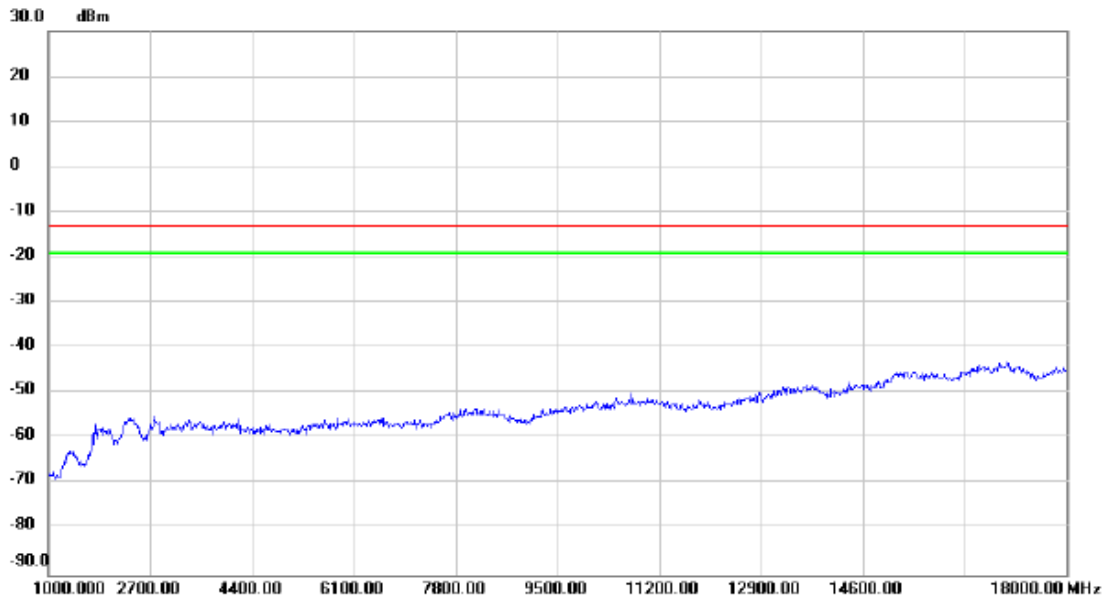
Horizontal



No.	Mk.	Freq. MHz	Reading Level dBm	Correct Factor dB	Measure- ment dBm	Limit dBm	Margin dB	Detector	Comment
1		43.580	-78.47	12.78	-65.69	-13.00	-52.69	peak	
2		140.580	-77.61	13.19	-64.42	-13.00	-51.42	peak	
3		236.610	-77.31	12.69	-64.62	-13.00	-51.62	peak	
4		415.090	-78.02	16.63	-61.39	-13.00	-48.39	peak	
5		526.640	-76.52	18.08	-58.44	-13.00	-45.44	peak	
6	*	833.160	-75.19	21.91	-53.28	-13.00	-40.28	peak	

Test Mode: LTE Band 17_TX CH23755_5M

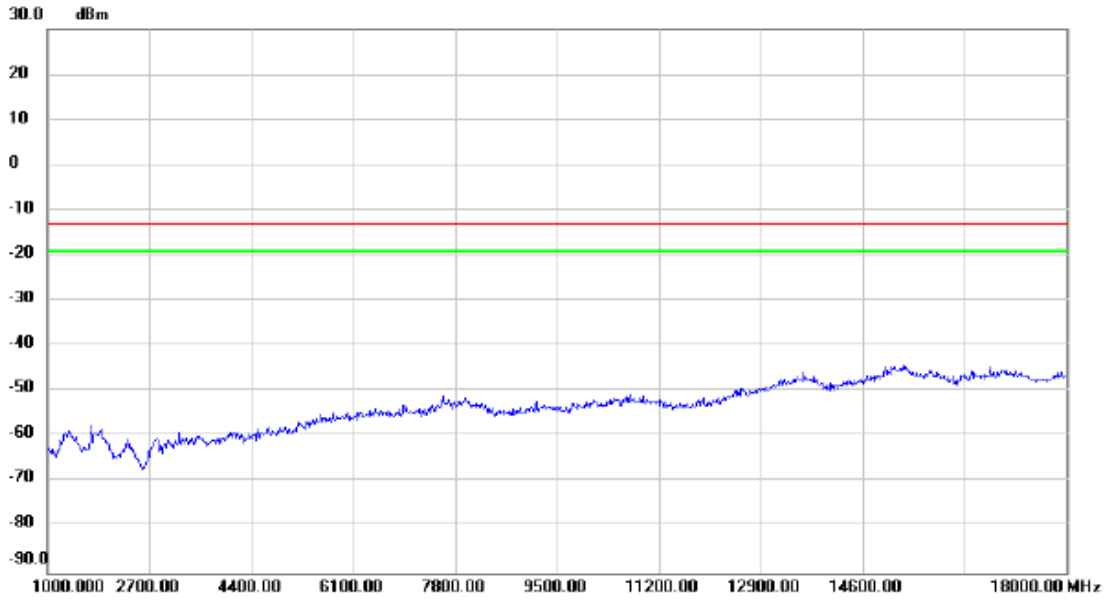
Vertical



No.	Mk.	Freq.	Reading Level	Correct Factor	Measurement	Limit	Margin	Detector	Comment
		MHz	dBm	dB	dBm	dBm	dB		

Test Mode: LTE Band 17_TX CH23755_5M

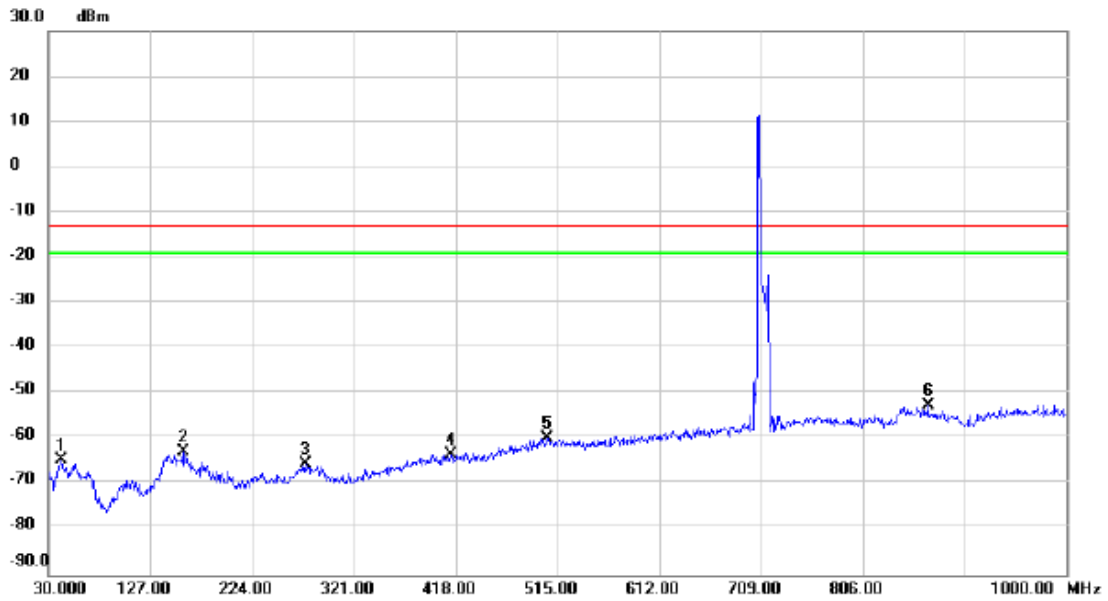
Horizontal



No.	Mk.	Freq. MHz	Reading Level dBm	Correct Factor dB	Measure- ment dBm	Limit dBm	Margin dB	Detector	Comment

Test Mode: LTE Band 17_TX CH23755_10M

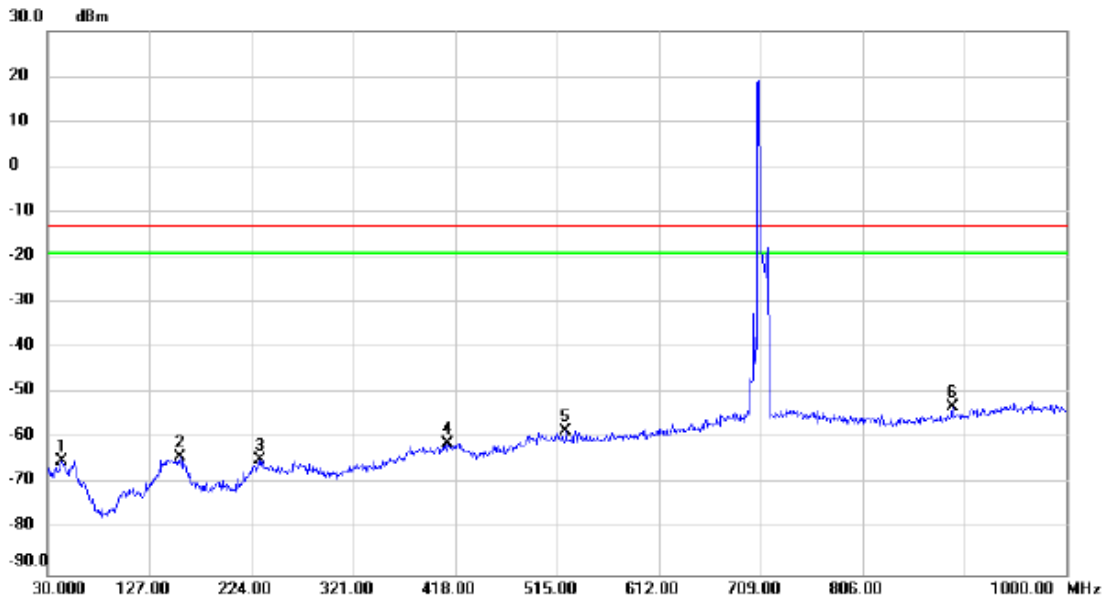
Vertical



No. Mk.	Freq. MHz	Reading Level dBm	Correct Factor dB	Measure- ment dBm	Limit dBm	Margin dB	Detector	Comment
1	42.610	-76.82	12.03	-64.79	-13.00	-51.79	peak	
2	159.010	-76.00	13.18	-62.82	-13.00	-49.82	peak	
3	274.440	-77.89	12.39	-65.50	-13.00	-52.50	peak	
4	413.150	-78.05	14.47	-63.58	-13.00	-50.58	peak	
5	505.300	-77.30	17.54	-59.76	-13.00	-46.76	peak	
6 *	868.080	-76.63	23.83	-52.80	-13.00	-39.80	peak	

Test Mode: LTE Band 17_TX CH23755_10M

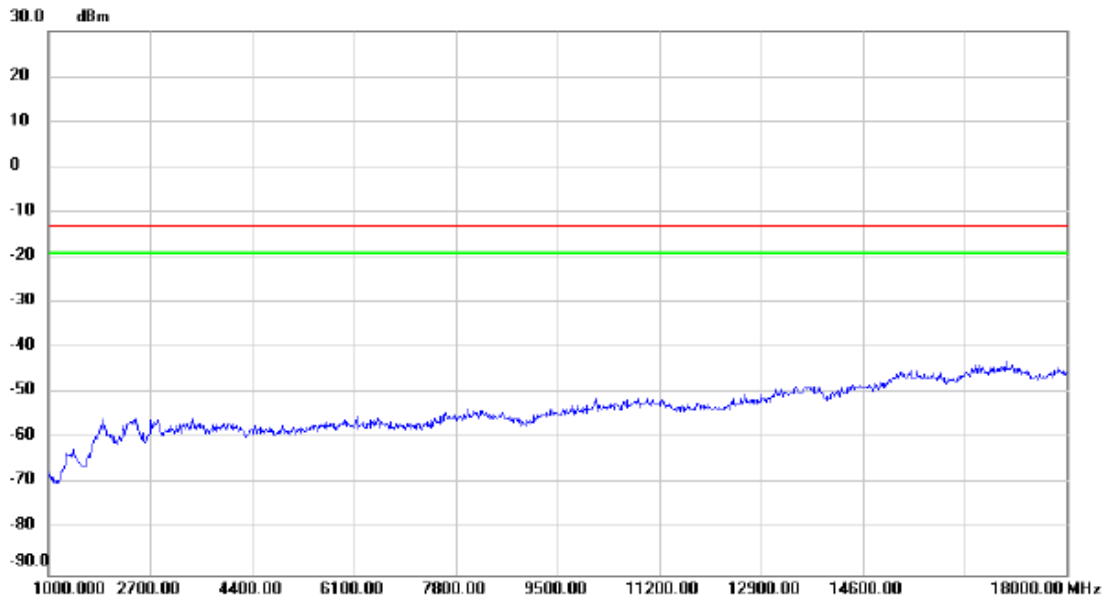
Horizontal



No.	Mk.	Freq. MHz	Reading Level dBm	Correct Factor dB	Measure- ment dBm	Limit dBm	Margin dB	Detector	Comment
1		43.580	-77.67	12.78	-64.89	-13.00	-51.89	peak	
2		156.100	-77.50	13.33	-64.17	-13.00	-51.17	peak	
3		231.760	-77.70	13.10	-64.60	-13.00	-51.60	peak	
4		411.210	-77.47	16.44	-61.03	-13.00	-48.03	peak	
5		523.730	-76.37	18.08	-58.29	-13.00	-45.29	peak	
6 *		892.330	-75.71	22.77	-52.94	-13.00	-39.94	peak	

Test Mode: LTE Band 17_TX CH23755_10M

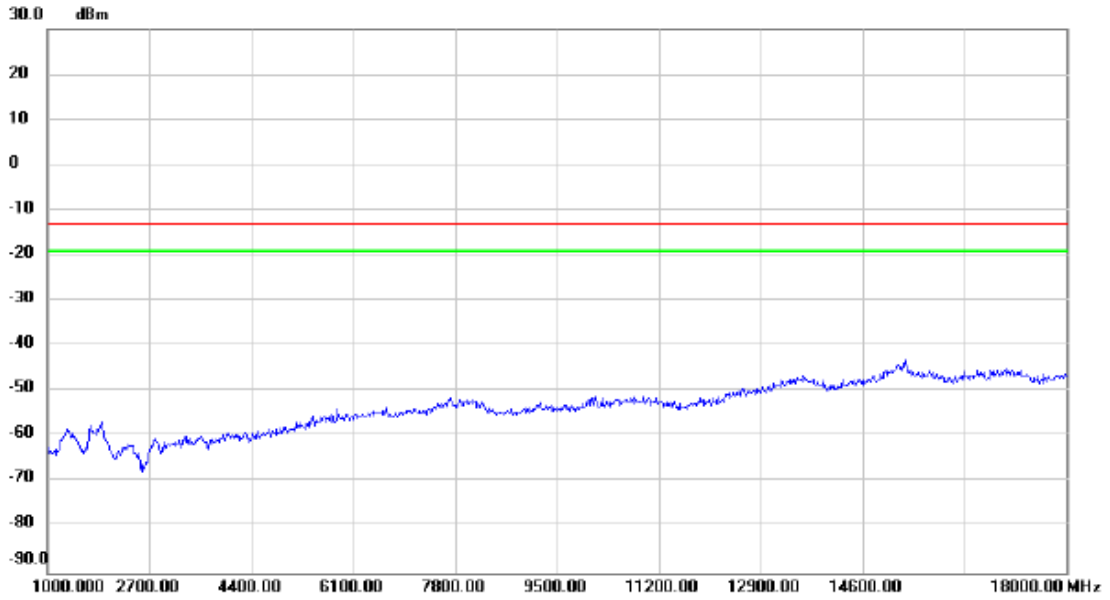
Vertical



No.	Mk.	Freq.	Reading Level	Correct Factor	Measurement	Limit	Margin	Detector	Comment
		MHz	dBm	dB	dBm	dBm	dB		

Test Mode: LTE Band 17_TX CH23755_10M

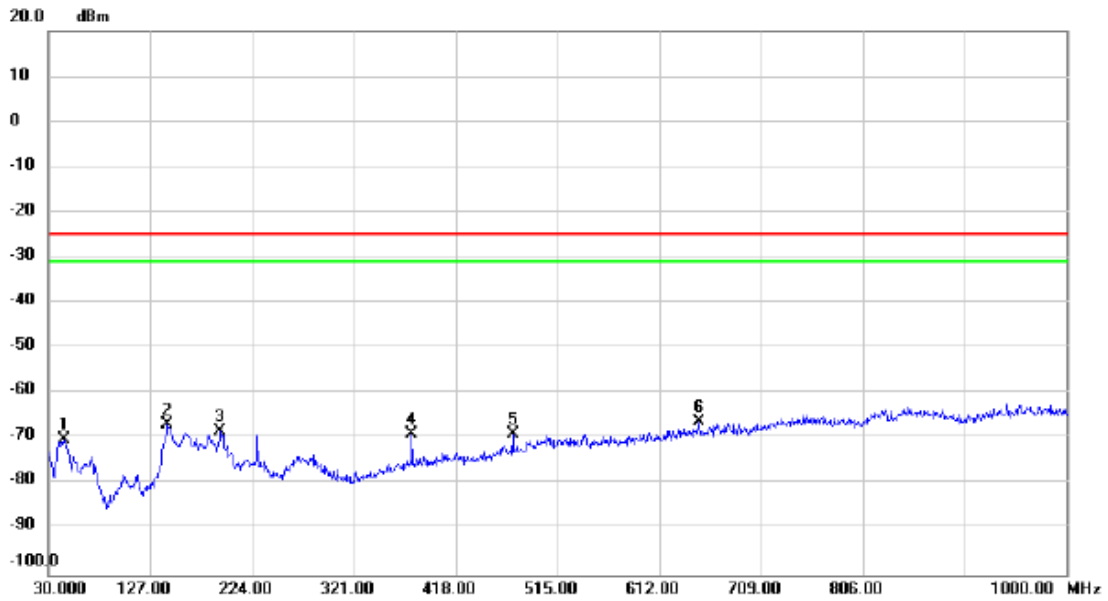
Horizontal



No.	Mk.	Freq. MHz	Reading Level dBm	Correct Factor dB	Measure- ment dBm	Limit dBm	Margin dB	Detector	Comment

Test Mode: LTE Band 38_TX CH38225_5M

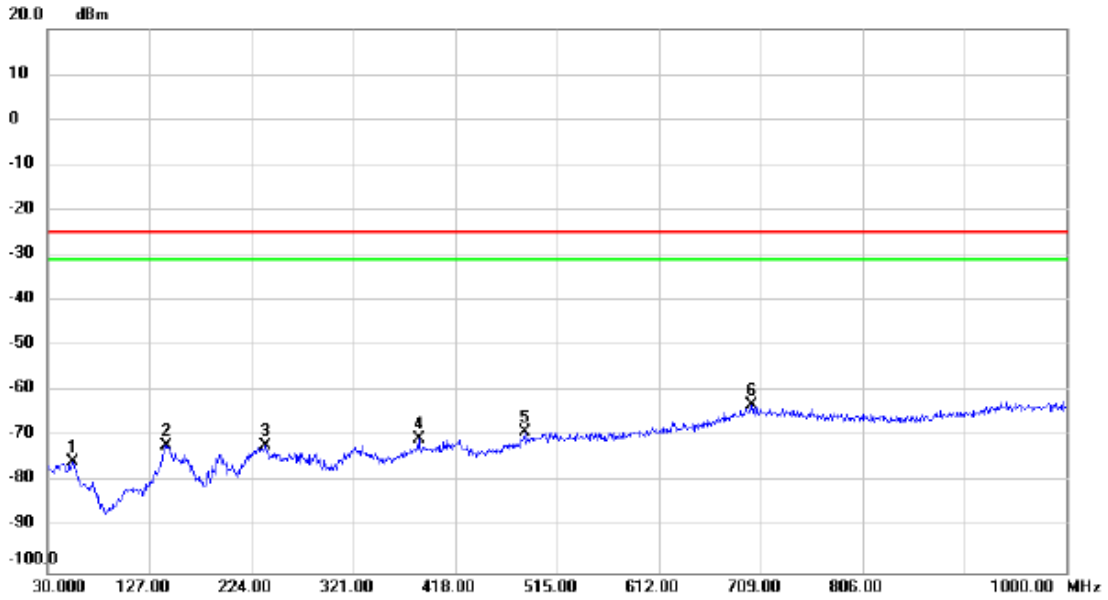
Vertical



No. Mk.	Freq. MHz	Reading Level dBm	Correct Factor dB	Measure- ment dBm	Limit dBm	Margin dB	Detector	Comment
1	44.550	-72.08	1.96	-70.12	-25.00	-45.12	peak	
2	143.490	-69.22	2.50	-66.72	-25.00	-41.72	peak	
3	193.930	-66.29	-2.00	-68.29	-25.00	-43.29	peak	
4	376.290	-72.58	3.64	-68.94	-25.00	-43.94	peak	
5	472.320	-75.00	6.18	-68.82	-25.00	-43.82	peak	
6 *	649.830	-76.24	10.12	-66.12	-25.00	-41.12	peak	

Test Mode: LTE Band 38_TX CH38225_5M

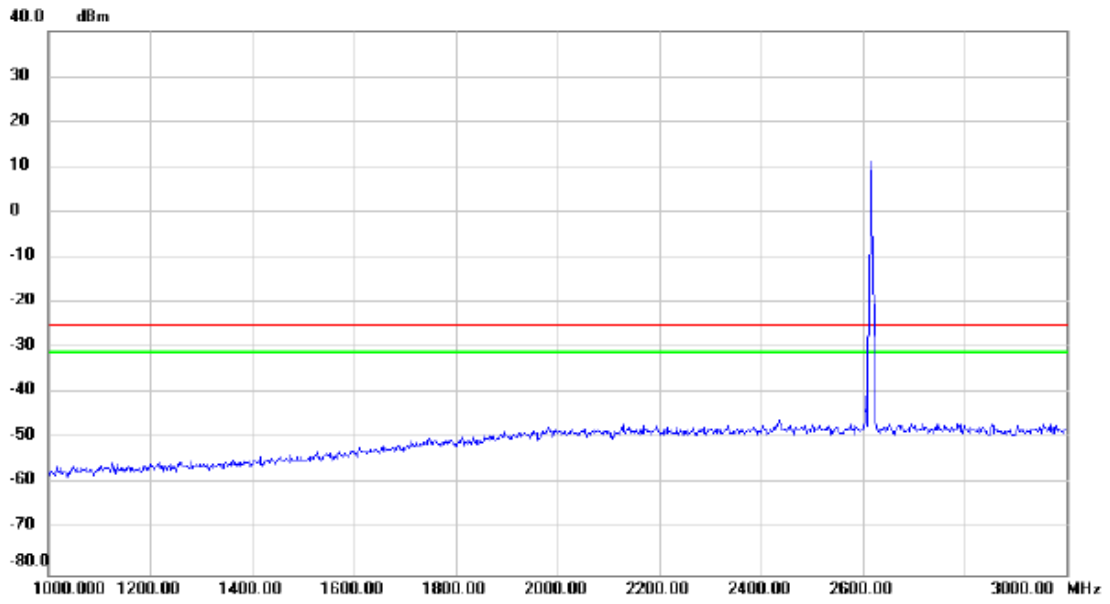
Horizontal



No.	Mk.	Freq. MHz	Reading Level dBm	Correct Factor dB	Measure- ment dBm	Limit dBm	Margin dB	Detector	Comment
1		53.280	-77.80	2.19	-75.61	-25.00	-50.61	peak	
2		143.490	-75.35	3.52	-71.83	-25.00	-46.83	peak	
3		237.580	-74.63	2.61	-72.02	-25.00	-47.02	peak	
4		383.080	-76.55	6.07	-70.48	-25.00	-45.48	peak	
5		483.960	-75.73	6.91	-68.82	-25.00	-43.82	peak	
6	*	700.270	-76.90	13.97	-62.93	-25.00	-37.93	peak	

Test Mode: LTE Band 38_TX CH38225_5M

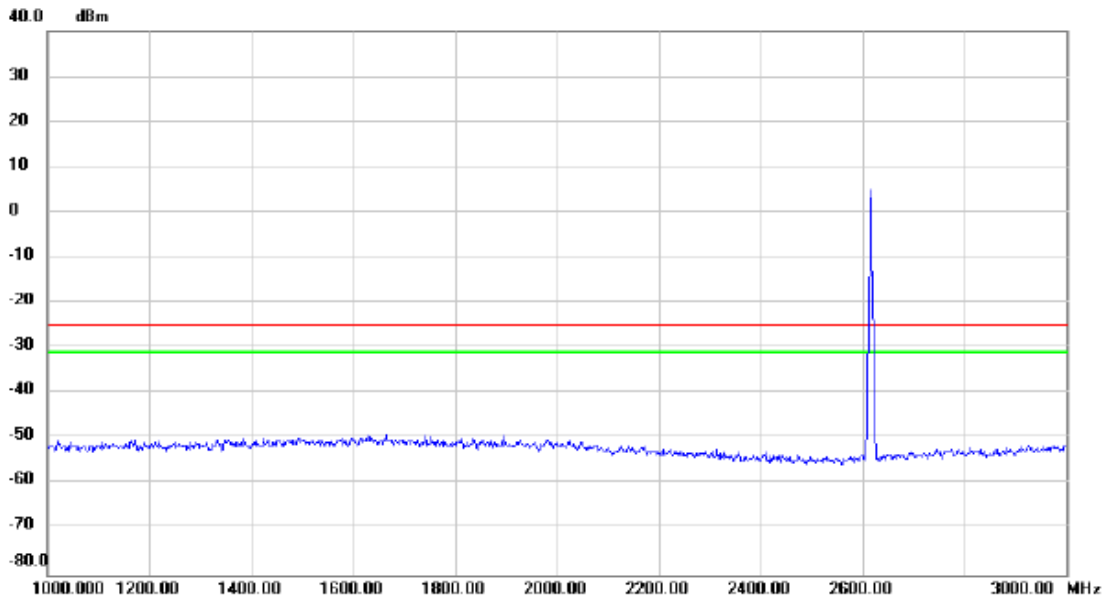
Vertical



No.	Mk.	Freq.	Reading Level	Correct Factor	Measurement	Limit	Margin	Detector	Comment
		MHz	dBm	dB	dBm	dBm	dB		
		2600.00	10.0		10.0	-25.0	35.0		

Test Mode: LTE Band 38_TX CH38225_5M

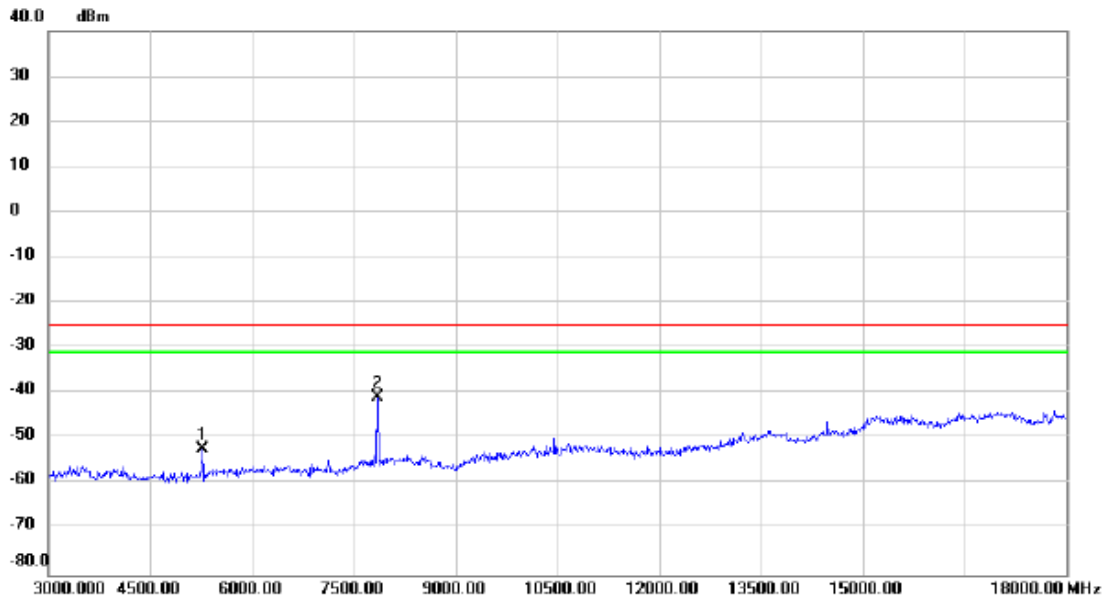
Horizontal



No.	Mk.	Freq. MHz	Reading Level dBm	Correct Factor dB	Measure- ment dBm	Limit dBm	Margin dB	Detector	Comment
		2600.00	5.00	0.00	5.00	-25.00	30.00		

Test Mode: LTE Band 38_TX CH38225_5M

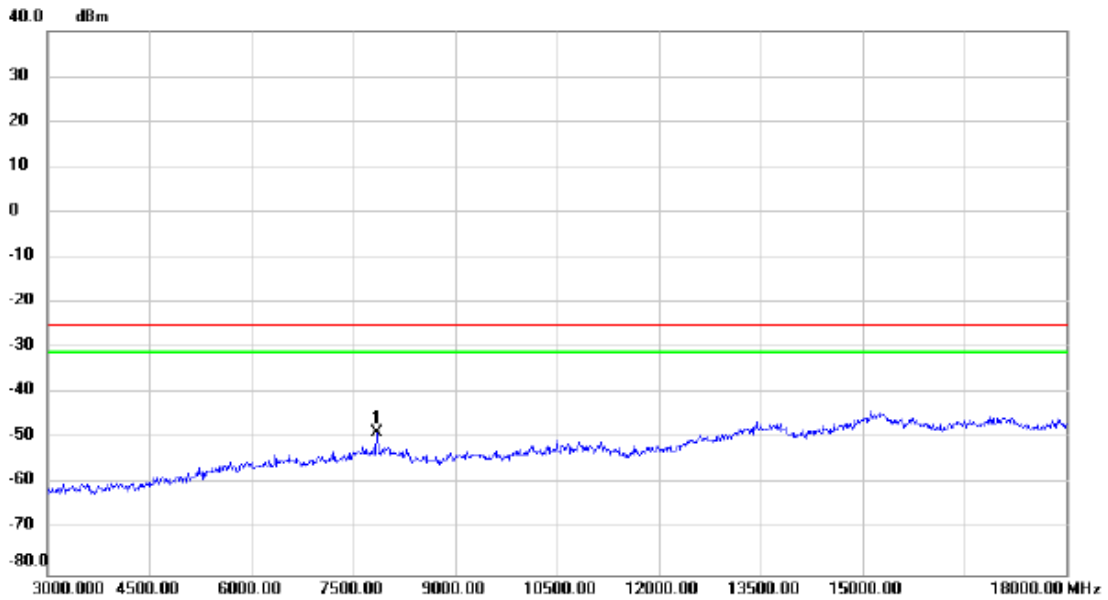
Vertical



No.	Mk.	Freq. MHz	Reading Level dBm	Correct Factor dB	Measure- ment dBm	Limit dBm	Margin dB	Detector	Comment
1		5265.000	-67.59	15.37	-52.22	-25.00	-27.22	peak	
2	*	7845.000	-59.98	19.09	-40.89	-25.00	-15.89	peak	

Test Mode: LTE Band 38_TX CH38225_5M

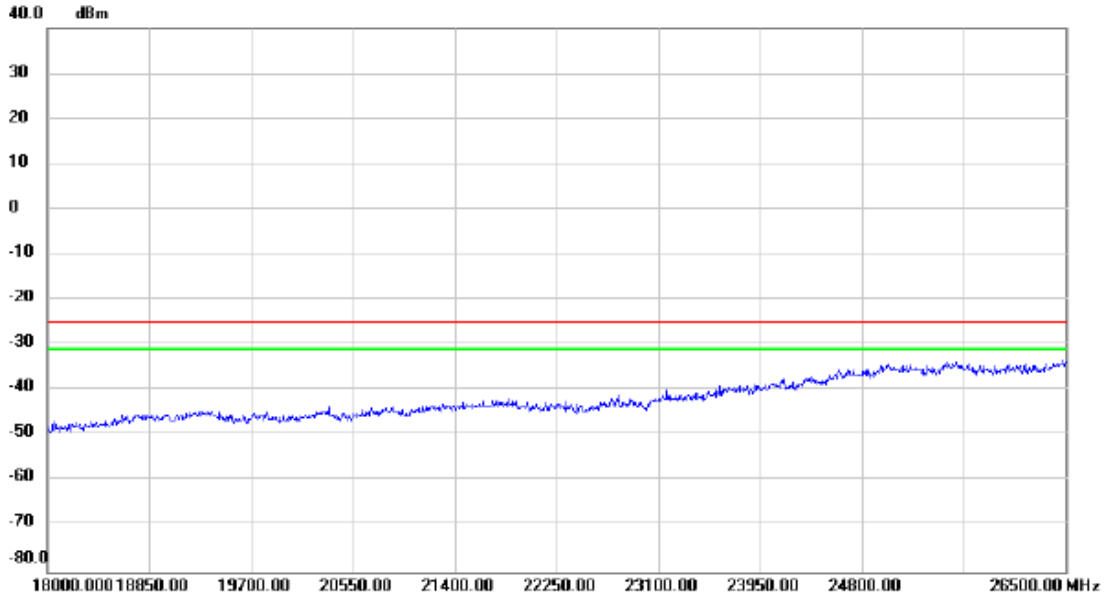
Horizontal



No.	Mk.	Freq. MHz	Reading Level dBm	Correct Factor dB	Measure- ment dBm	Limit dBm	Margin dB	Detector	Comment
1	*	7845.000	-69.95	21.44	-48.51	-25.00	-23.51	peak	

Test Mode: LTE Band 38_TX CH38225_5M

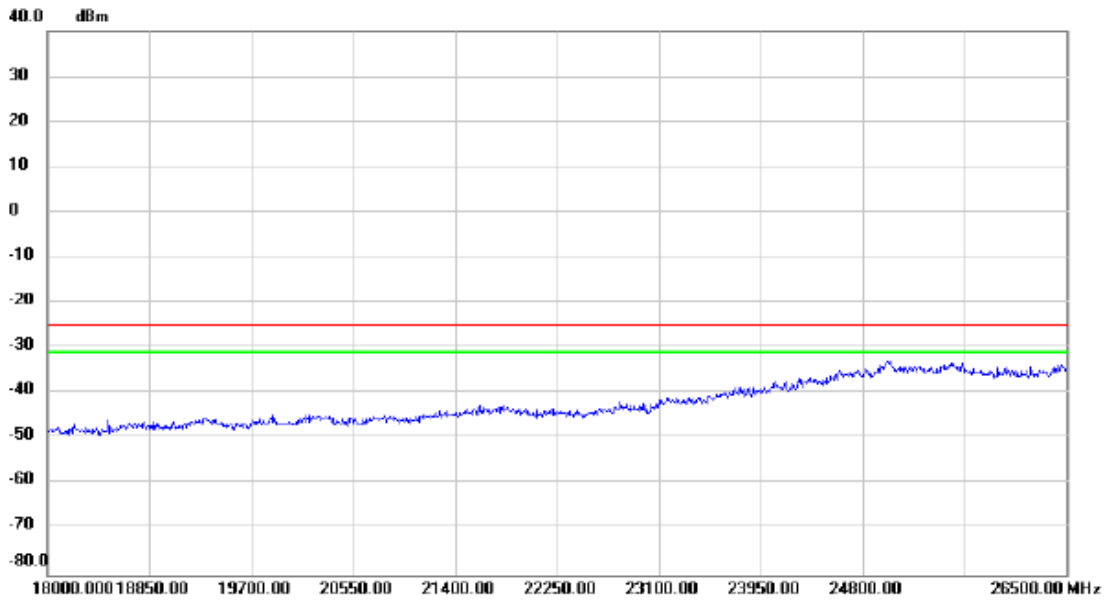
Vertical



No.	Mk.	Freq.	Reading Level	Correct Factor	Measurement	Limit	Margin	Detector	Comment
		MHz	dBm	dB	dBm	dBm	dB		

Test Mode: LTE Band 38_TX CH38225_5M

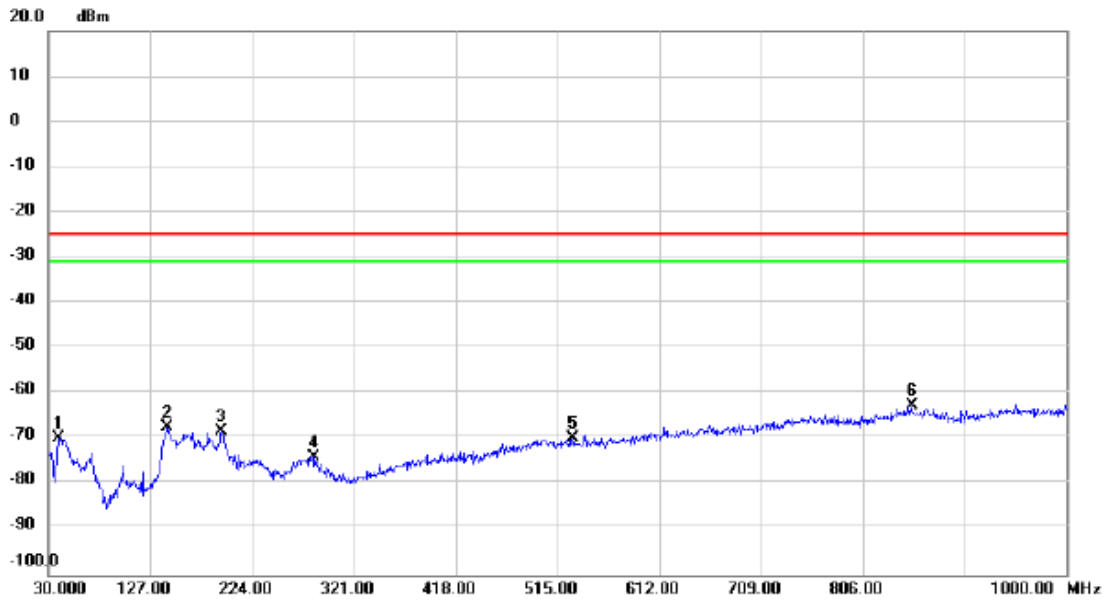
Horizontal



No.	Mk.	Freq. MHz	Reading Level dBm	Correct Factor dB	Measure- ment dBm	Limit dBm	Margin dB	Detector	Comment
-----	-----	--------------	-------------------------	-------------------------	-------------------------	--------------	--------------	----------	---------

Test Mode: LTE Band 38_TX CH38150_20M

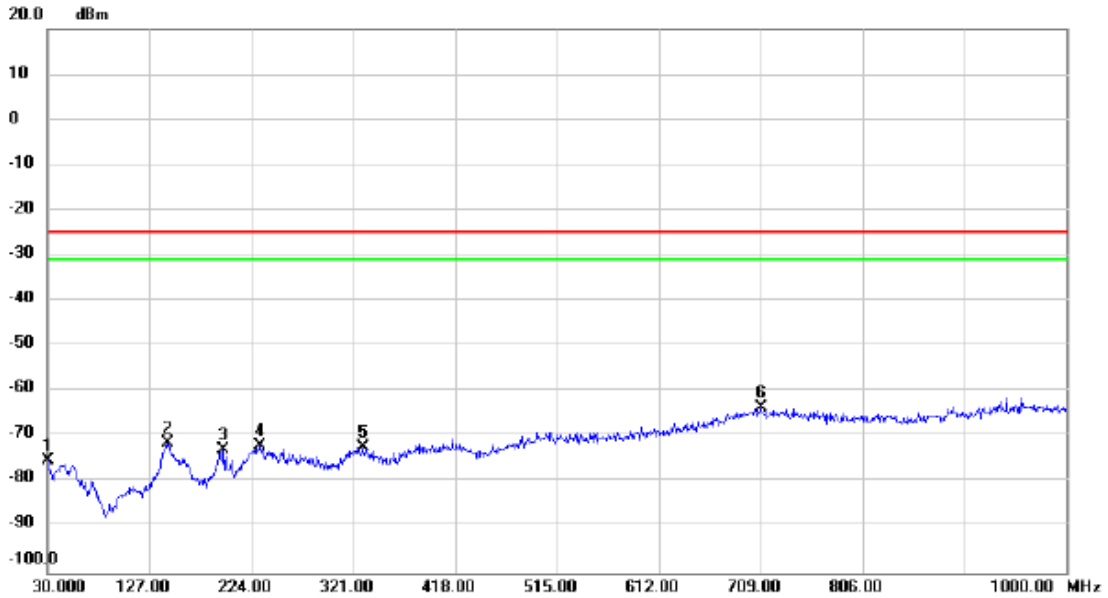
Vertical



No. Mk.	Freq. MHz	Reading Level dBm	Correct Factor dB	Measure- ment dBm	Limit dBm	Margin dB	Detector	Comment
1	39.700	-71.88	1.90	-69.98	-25.00	-44.98	peak	
2	143.490	-70.10	2.50	-67.60	-25.00	-42.60	peak	
3	194.900	-66.17	-2.05	-68.22	-25.00	-43.22	peak	
4	282.200	-76.56	2.56	-74.00	-25.00	-49.00	peak	
5	529.550	-77.42	7.49	-69.93	-25.00	-44.93	peak	
6 *	852.560	-77.04	14.39	-62.65	-25.00	-37.65	peak	

Test Mode: LTE Band 38_TX CH38150_20M

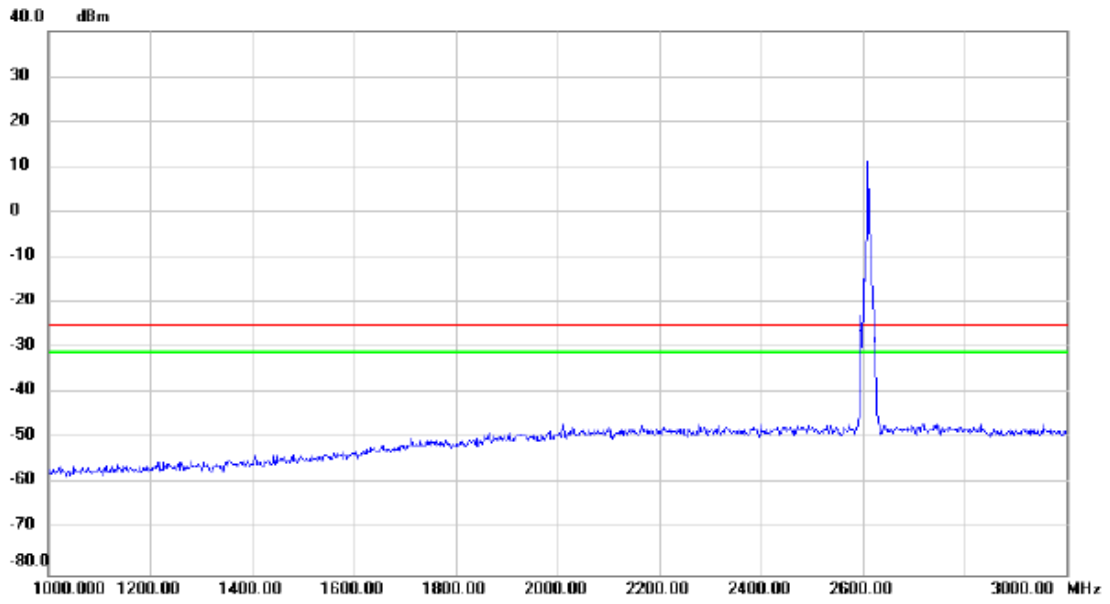
Horizontal



No.	Mk.	Freq. MHz	Reading Level dBm	Correct Factor dB	Measure- ment dBm	Limit dBm	Margin dB	Detector	Comment
1		30.000	-77.12	1.88	-75.24	-25.00	-50.24	peak	
2		144.460	-74.87	3.63	-71.24	-25.00	-46.24	peak	
3		197.810	-70.87	-1.84	-72.71	-25.00	-47.71	peak	
4		232.730	-74.90	3.02	-71.88	-25.00	-46.88	peak	
5		330.700	-74.75	2.42	-72.33	-25.00	-47.33	peak	
6	*	709.000	-77.27	13.76	-63.51	-25.00	-38.51	peak	

Test Mode: LTE Band 38_TX CH38150_20M

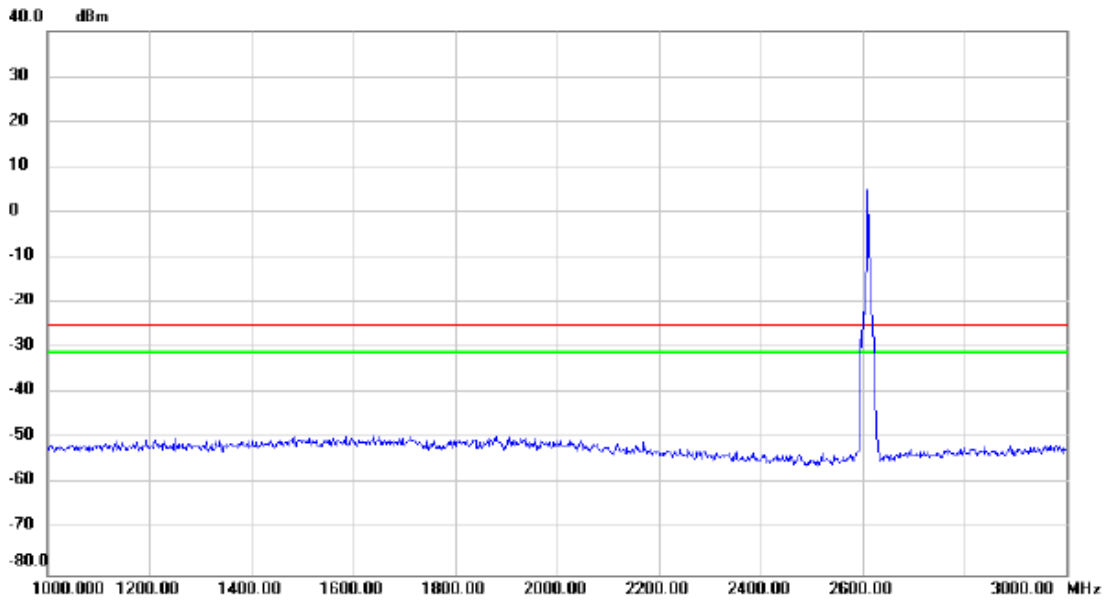
Vertical



No.	Mk.	Freq.	Reading Level	Correct Factor	Measurement	Limit	Margin	Detector	Comment
		MHz	dBm	dB	dBm	dBm	dB		
		2600.00	10.00						

Test Mode: LTE Band 38_TX CH38150_20M

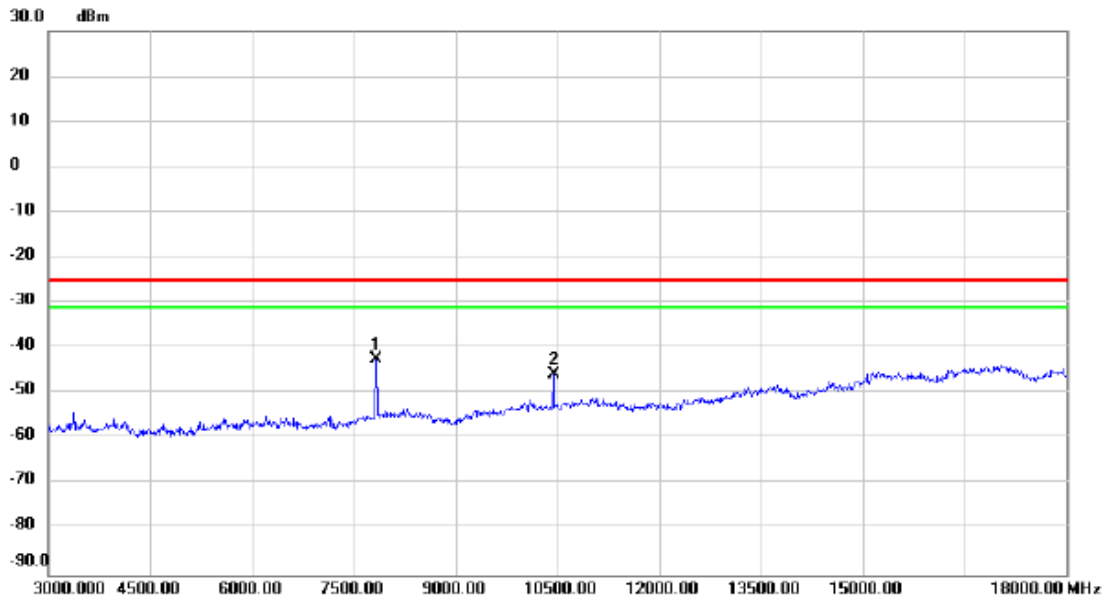
Horizontal



No.	Mk.	Freq.	Reading Level	Correct Factor	Measurement	Limit	Margin	Detector	Comment
		MHz	dBm	dB	dBm	dBm	dB		
		2600.00	5.00	0.00	5.00	-25.00	-30.00		

Test Mode: LTE Band 38_TX CH38150_20M

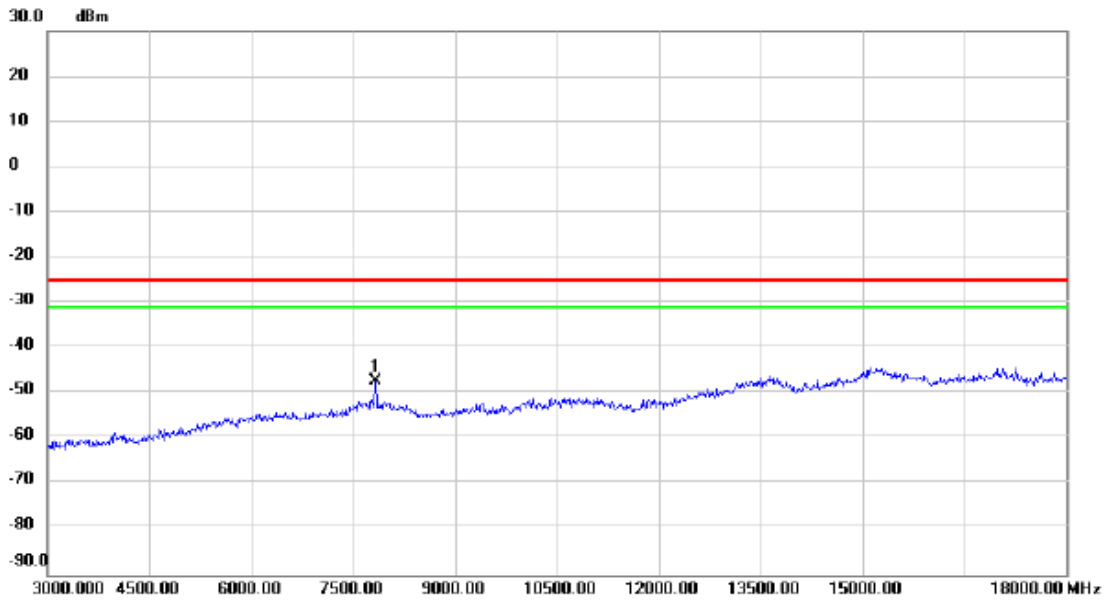
Vertical



No.	Mk.	Freq. MHz	Reading Level dBm	Correct Factor dB	Measure- ment dBm	Limit dBm	Margin dB	Detector	Comment
1	*	7830.000	-61.40	19.04	-42.36	-25.00	-17.36	peak	
2		10440.000	-68.07	22.29	-45.78	-25.00	-20.78	peak	

Test Mode: LTE Band 38_TX CH38150_20M

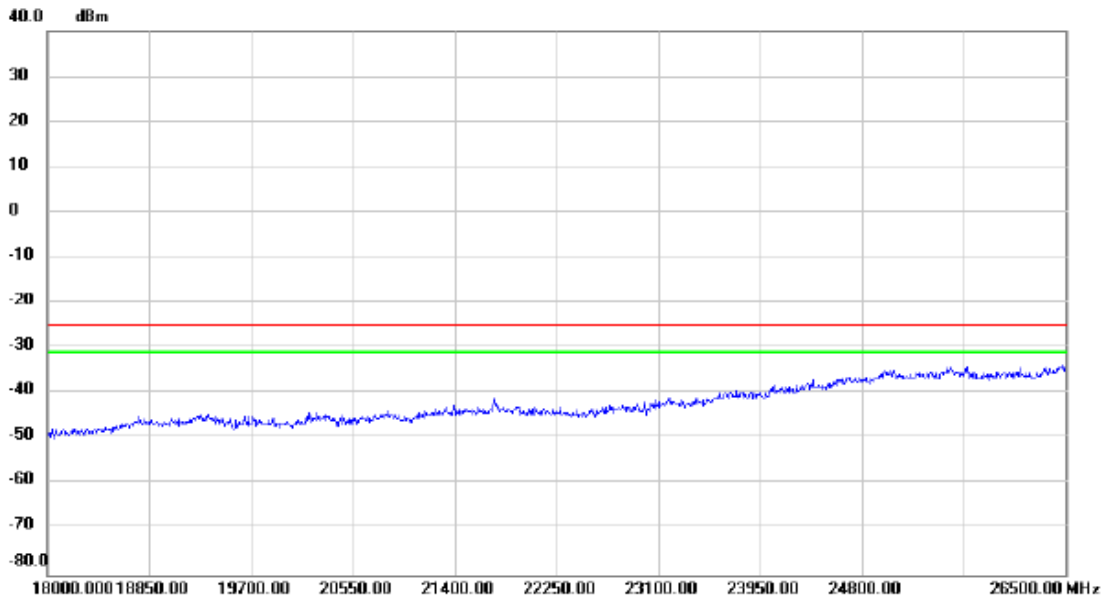
Horizontal



No.	Mk.	Freq. MHz	Reading Level dBm	Correct Factor dB	Measure- ment dBm	Limit dBm	Margin dB	Detector	Comment
1	*	7830.000	-68.67	21.40	-47.27	-25.00	-22.27	peak	

Test Mode: LTE Band 38_TX CH38150_20M

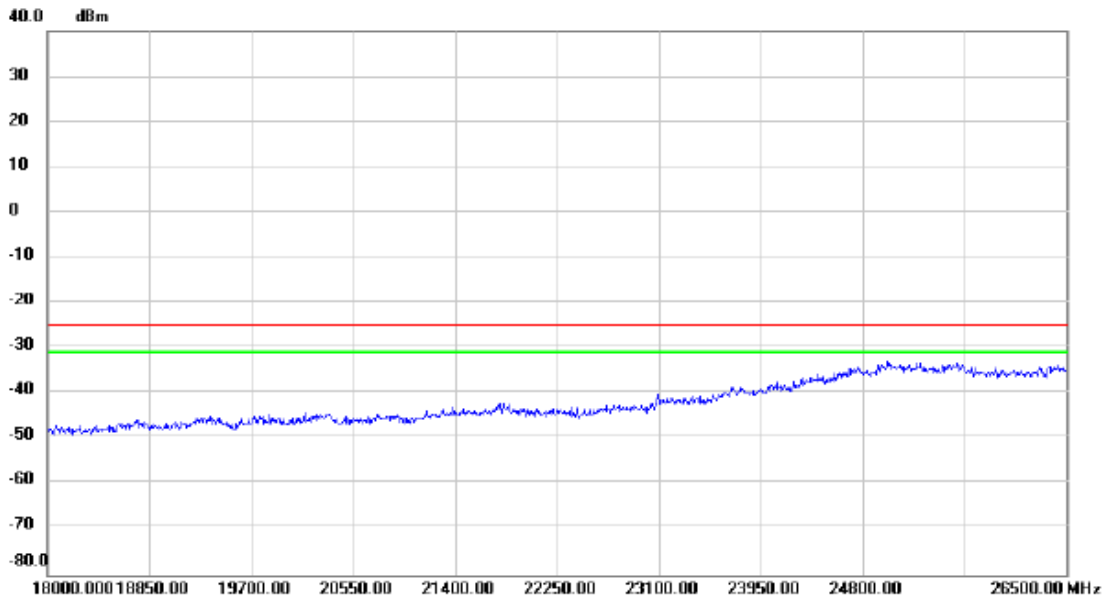
Vertical



No.	Mk.	Freq.	Reading Level	Correct Factor	Measurement	Limit	Margin	Detector	Comment
		MHz	dBm	dB	dBm	dBm	dB		

Test Mode: LTE Band 38_TX CH38150_20M

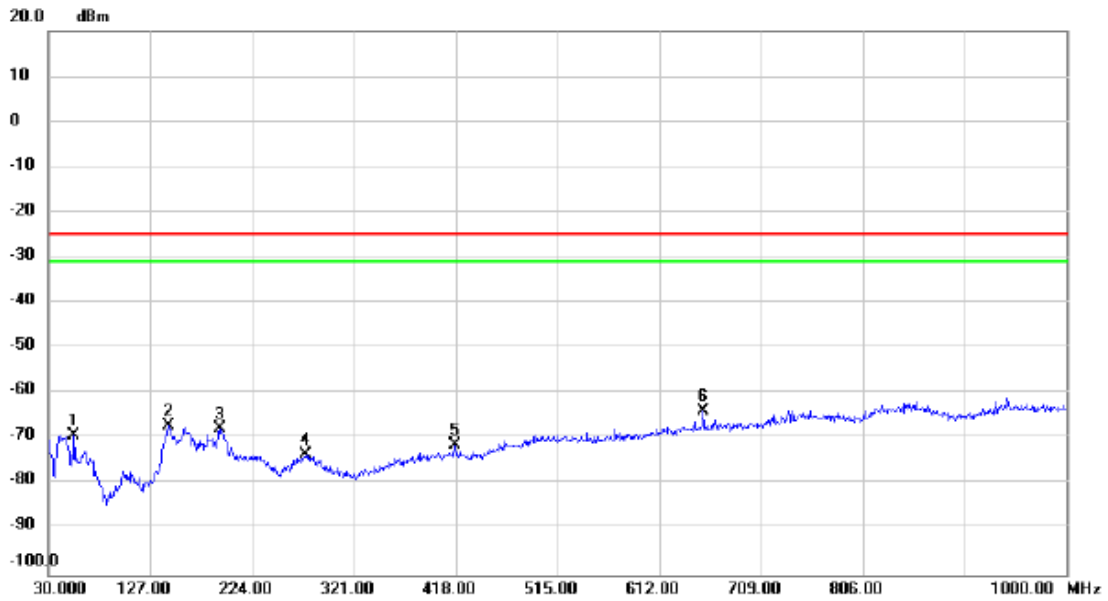
Horizontal



No.	Mk.	Freq.	Reading Level	Correct Factor	Measurement	Limit	Margin	Detector	Comment
		MHz	dBm	dB	dBm	dBm	dB		

Test Mode: LTE Band 41_TX CH40690_5M

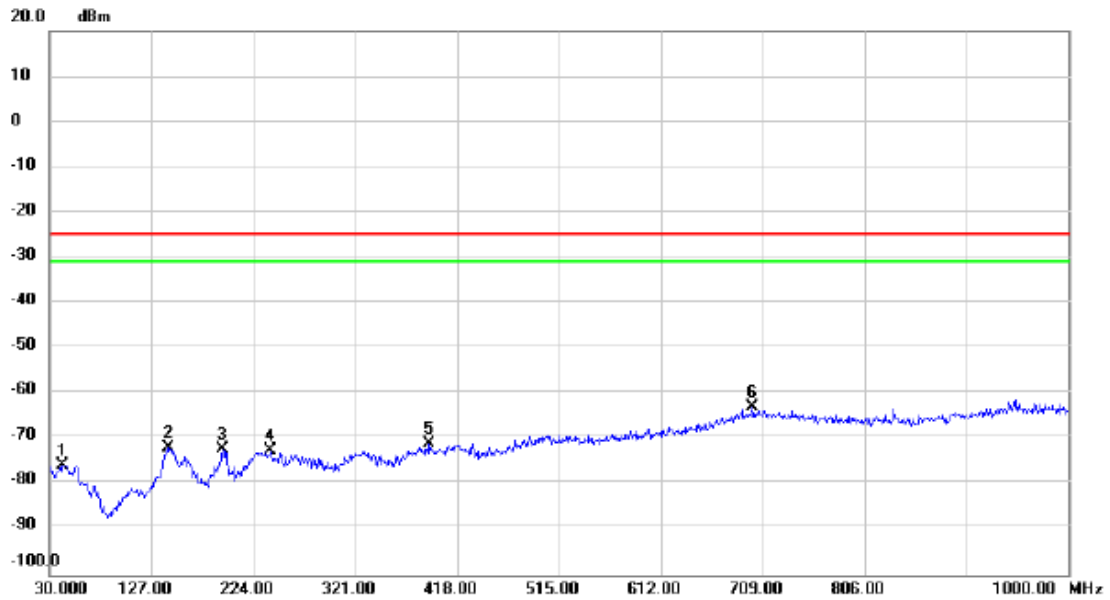
Vertical



No.	Mk.	Freq. MHz	Reading Level dBm	Correct Factor dB	Measure- ment dBm	Limit dBm	Margin dB	Detector	Comment
1		54.250	-71.64	2.40	-69.24	-25.00	-44.24	peak	
2		144.460	-69.66	2.60	-67.06	-25.00	-42.06	peak	
3		192.960	-65.89	-1.95	-67.84	-25.00	-42.84	peak	
4		275.410	-75.76	2.44	-73.32	-25.00	-48.32	peak	
5		417.030	-75.79	4.57	-71.22	-25.00	-46.22	peak	
6	*	653.710	-73.92	10.15	-63.77	-25.00	-38.77	peak	

Test Mode: LTE Band 41_TX CH40690_5M

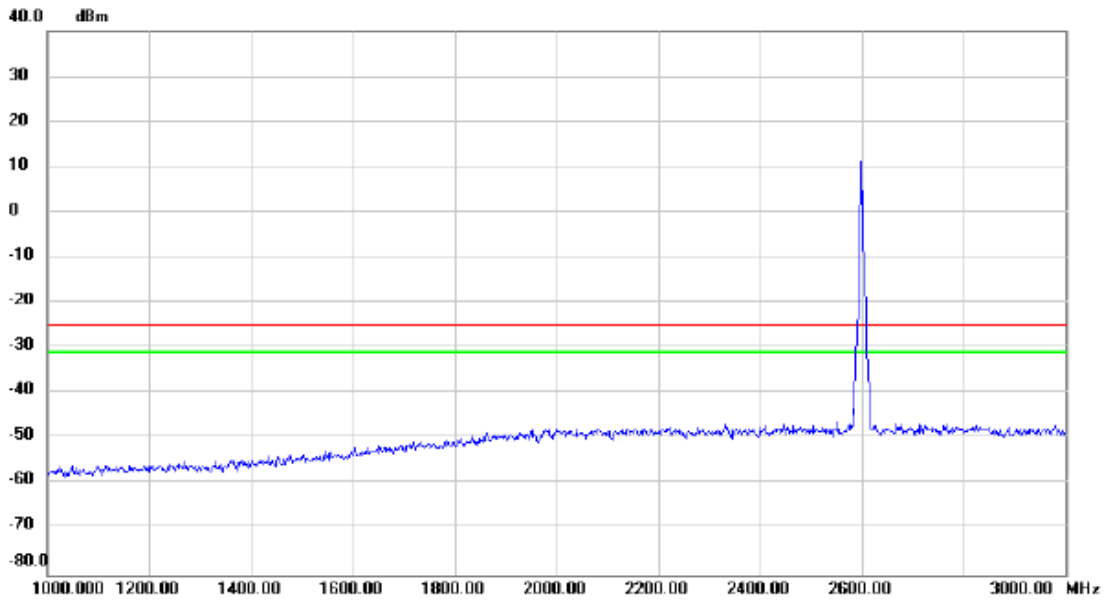
Horizontal



No.	Mk.	Freq. MHz	Reading Level dBm	Correct Factor dB	Measure- ment dBm	Limit dBm	Margin dB	Detector	Comment
1		42.610	-78.43	2.59	-75.84	-25.00	-50.84	peak	
2		142.520	-75.26	3.41	-71.85	-25.00	-46.85	peak	
3		194.900	-70.64	-1.74	-72.38	-25.00	-47.38	peak	
4		240.490	-74.89	2.37	-72.52	-25.00	-47.52	peak	
5		391.810	-77.04	5.97	-71.07	-25.00	-46.07	peak	
6	*	699.300	-76.82	13.93	-62.89	-25.00	-37.89	peak	

Test Mode: LTE Band 41_TX CH40690_5M

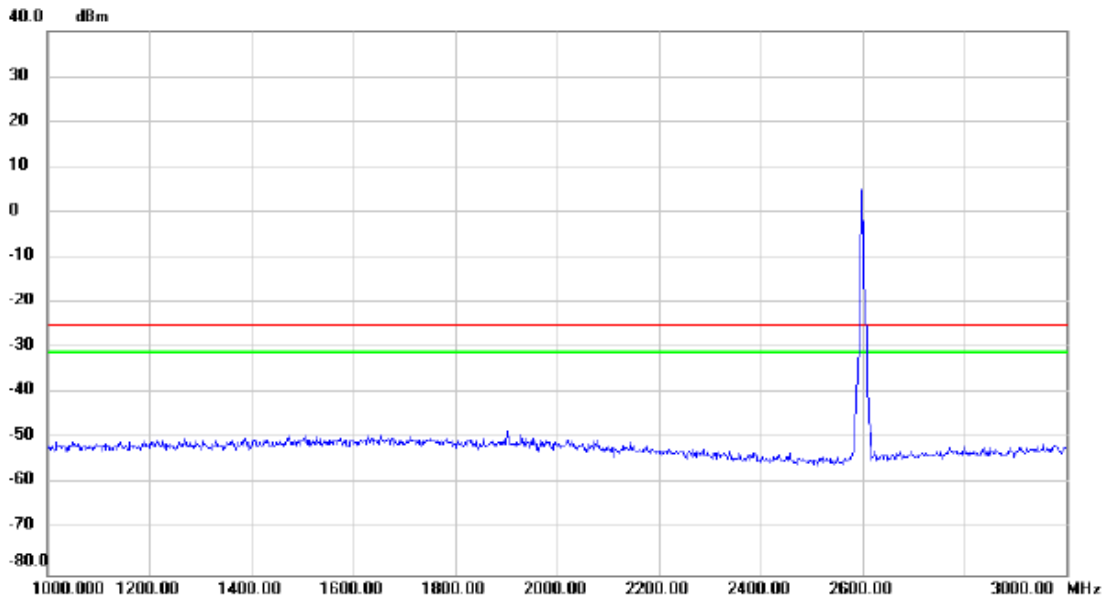
Vertical



No.	Mk.	Freq.	Reading Level	Correct Factor	Measurement	Limit	Margin	Detector	Comment
		MHz	dBm	dB	dBm	dBm	dB		
		2600.00	10.0		10.0	-25.0	35.0		

Test Mode: LTE Band 41_TX CH40690_5M

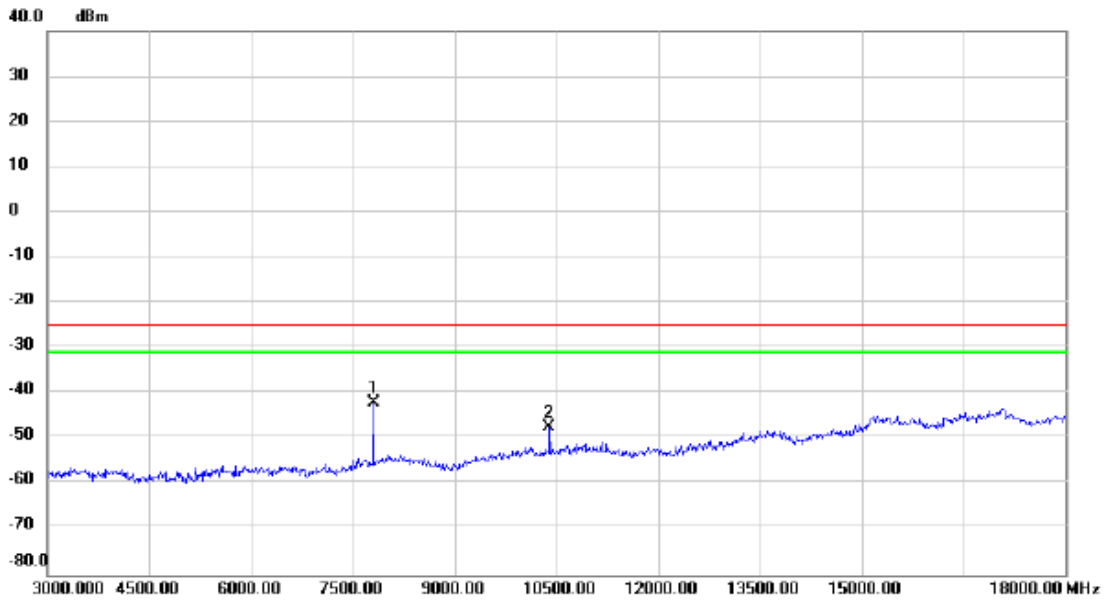
Horizontal



No.	Mk.	Freq.	Reading Level	Correct Factor	Measurement	Limit	Margin	Detector	Comment
		MHz	dBm	dB	dBm	dBm	dB		
		2600.00	5.0		5.0	-25.0	30.0		

Test Mode: LTE Band 41_TX CH40690_5M

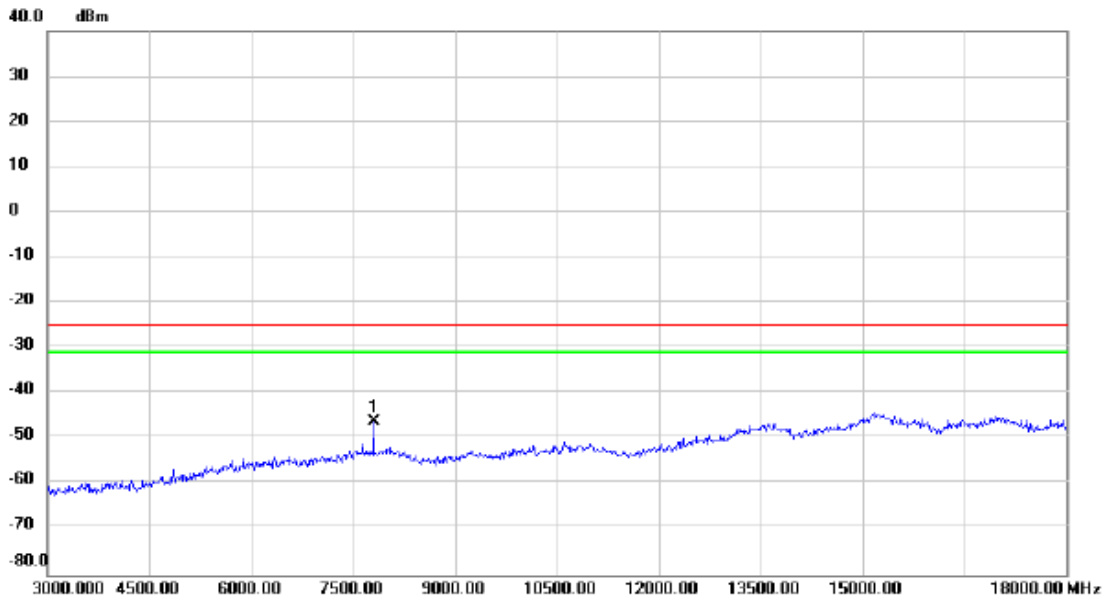
Vertical



No.	Mk.	Freq. MHz	Reading Level dBm	Correct Factor dB	Measure- ment dBm	Limit dBm	Margin dB	Detector	Comment
1	*	7800.000	-61.04	18.93	-42.11	-25.00	-17.11	peak	
2		10395.000	-69.62	22.17	-47.45	-25.00	-22.45	peak	

Test Mode: LTE Band 41_TX CH40690_5M

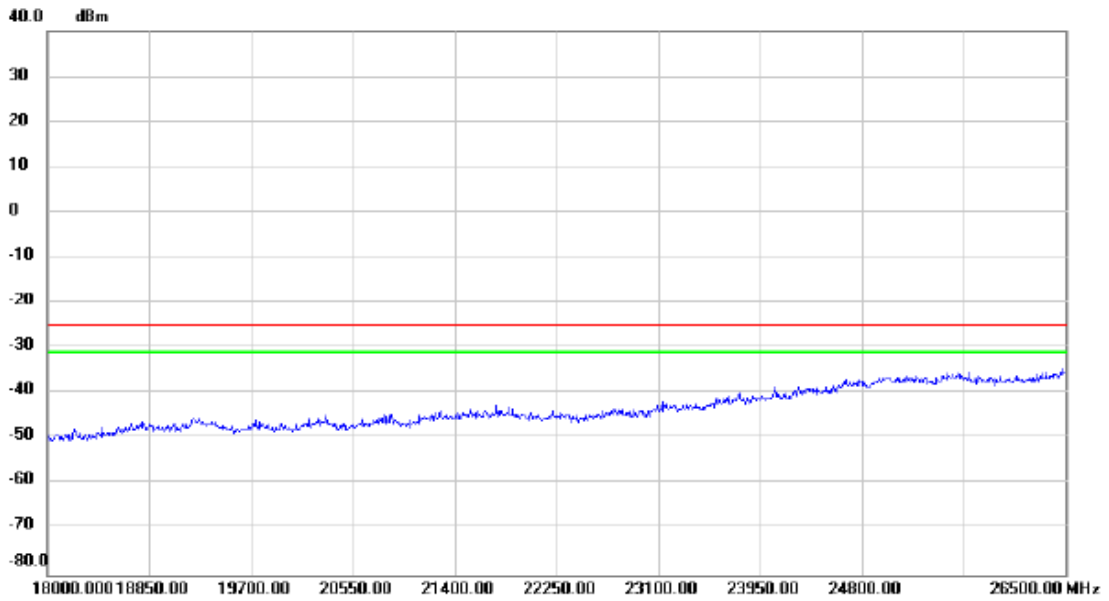
Horizontal



No.	Mk.	Freq. MHz	Reading Level dBm	Correct Factor dB	Measure- ment dBm	Limit dBm	Margin dB	Detector	Comment
1	*	7800.000	-67.63	21.33	-46.30	-25.00	-21.30	peak	

Test Mode: LTE Band 41_TX CH40690_5M

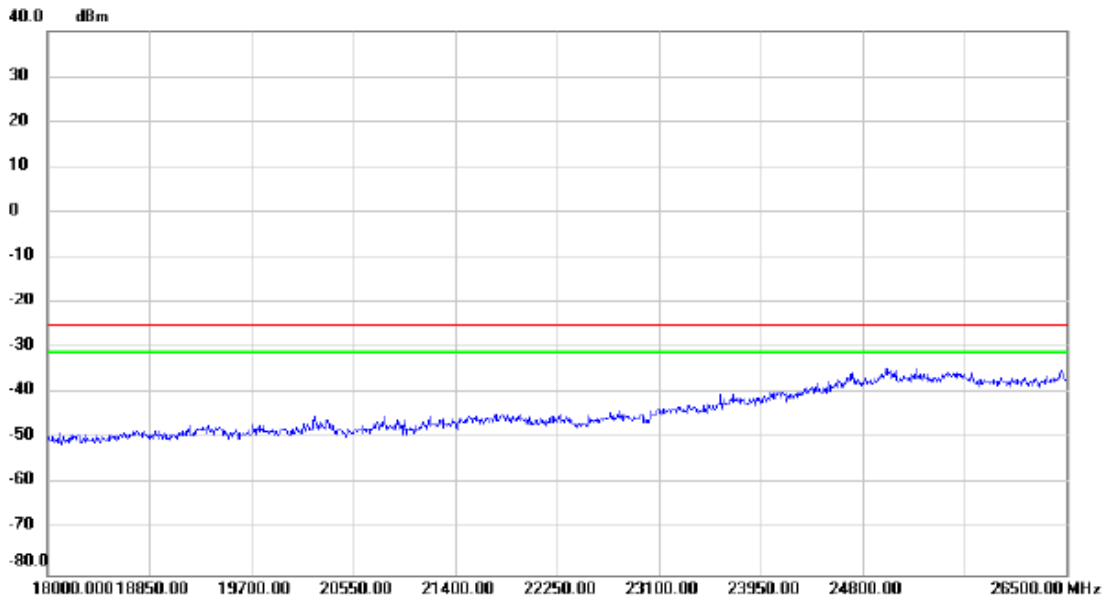
Vertical



No.	Mk.	Freq.	Reading Level	Correct Factor	Measurement	Limit	Margin	Detector	Comment
		MHz	dBm	dB	dBm	dBm	dB		

Test Mode: LTE Band 41_TX CH40690_5M

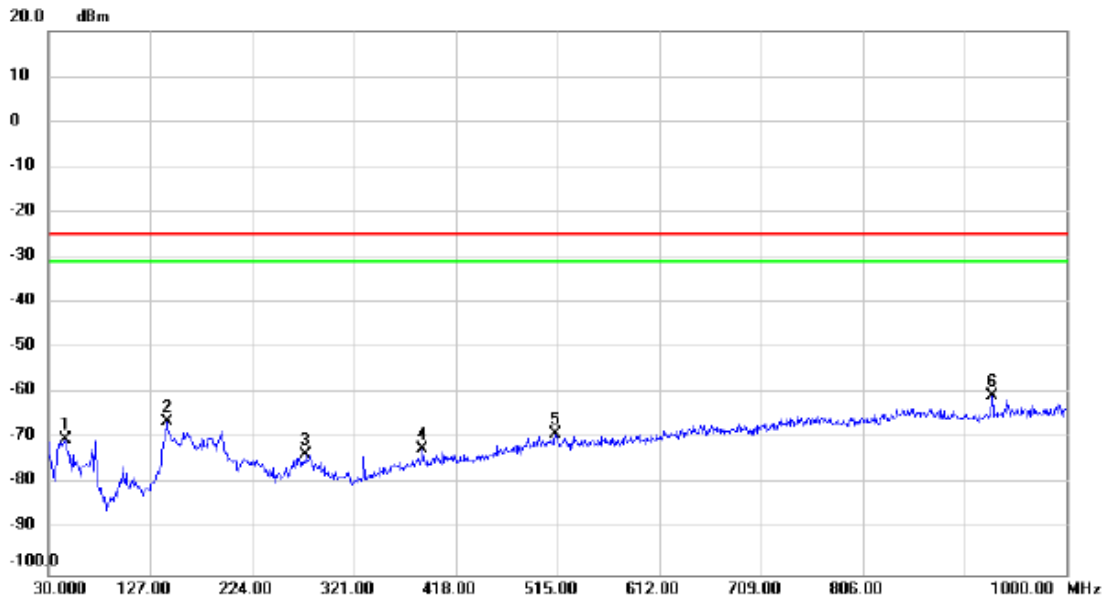
Horizontal



No.	Mk.	Freq. MHz	Reading Level dBm	Correct Factor dB	Measure- ment dBm	Limit dBm	Margin dB	Detector	Comment
-----	-----	--------------	-------------------------	-------------------------	-------------------------	--------------	--------------	----------	---------

Test Mode: LTE Band 41_TX CH40690_20M

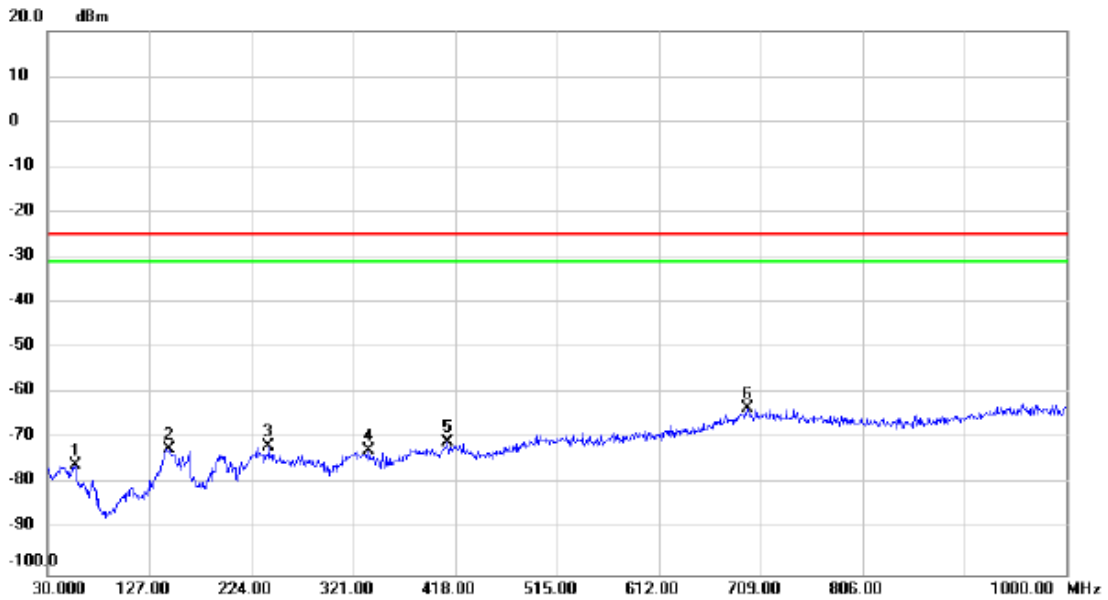
Vertical



No.	Mk.	Freq. MHz	Reading Level dBm	Correct Factor dB	Measure- ment dBm	Limit dBm	Margin dB	Detector	Comment
1		46.490	-71.70	1.54	-70.16	-25.00	-45.16	peak	
2		142.520	-68.76	2.40	-66.36	-25.00	-41.36	peak	
3		275.410	-75.82	2.44	-73.38	-25.00	-48.38	peak	
4		385.990	-76.13	3.91	-72.22	-25.00	-47.22	peak	
5		513.060	-76.57	7.52	-69.05	-25.00	-44.05	peak	
6	*	929.190	-74.43	13.80	-60.63	-25.00	-35.63	peak	

Test Mode: LTE Band 41_TX CH40690_20M

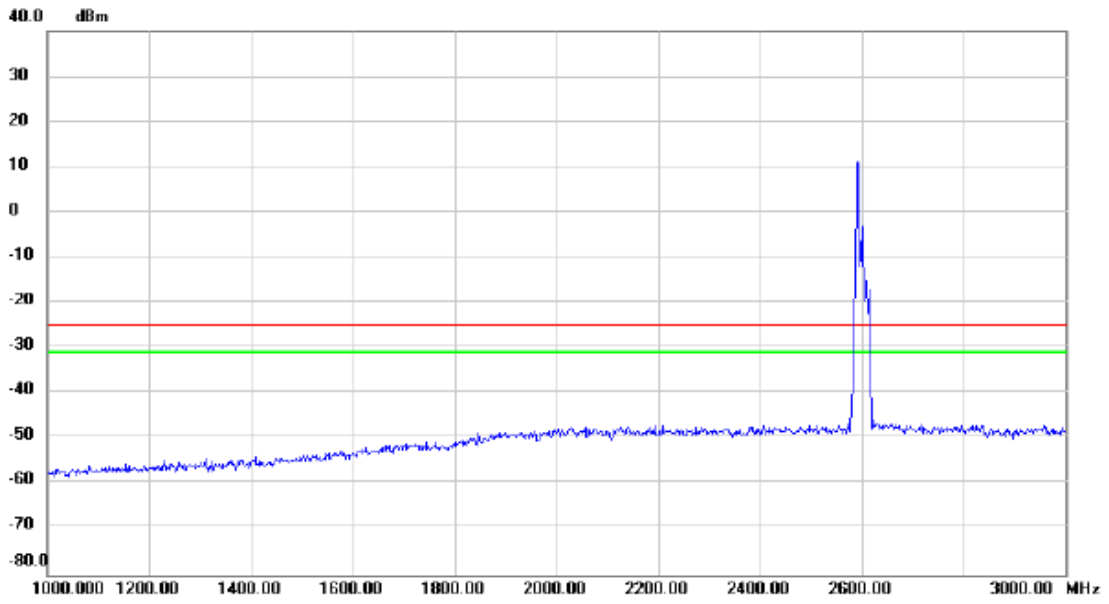
Horizontal



No.	Mk.	Freq. MHz	Reading Level dBm	Correct Factor dB	Measure- ment dBm	Limit dBm	Margin dB	Detector	Comment
1		56.190	-77.58	1.86	-75.72	-25.00	-50.72	peak	
2		145.430	-76.00	3.73	-72.27	-25.00	-47.27	peak	
3		240.490	-74.05	2.37	-71.68	-25.00	-46.68	peak	
4		335.550	-75.00	2.48	-72.52	-25.00	-47.52	peak	
5		411.210	-77.05	6.44	-70.61	-25.00	-45.61	peak	
6	*	696.390	-77.07	13.73	-63.34	-25.00	-38.34	peak	

Test Mode: LTE Band 41_TX CH40690_20M

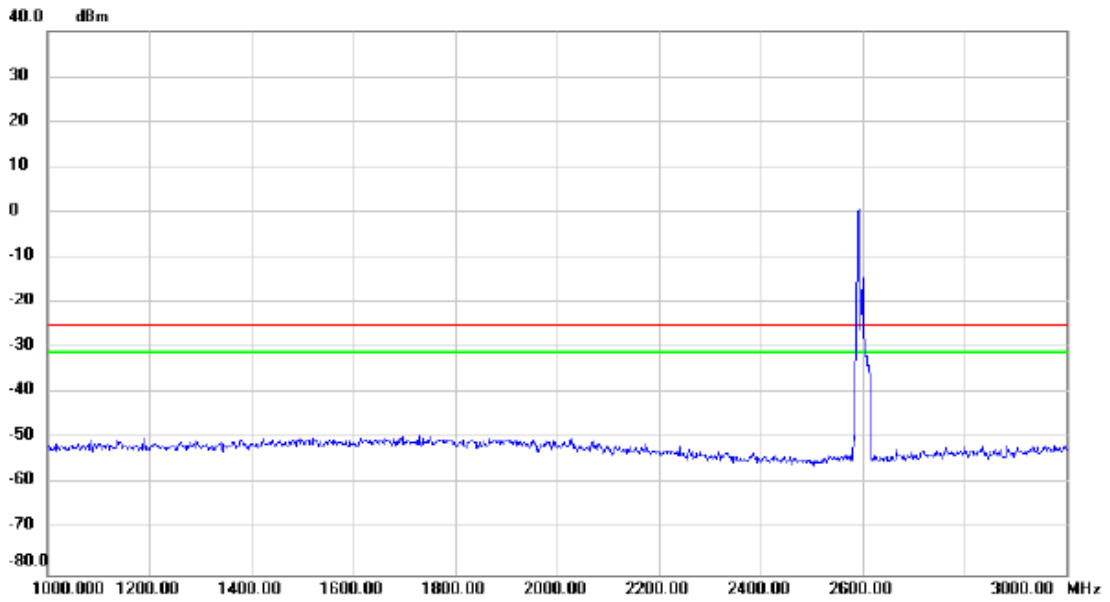
Vertical



No.	Mk.	Freq.	Reading Level	Correct Factor	Measurement	Limit	Margin	Detector	Comment
		MHz	dBm	dB	dBm	dBm	dB		
		2600.00	10.0		10.0	-25.0	35.0		

Test Mode: LTE Band 41_TX CH40690_20M

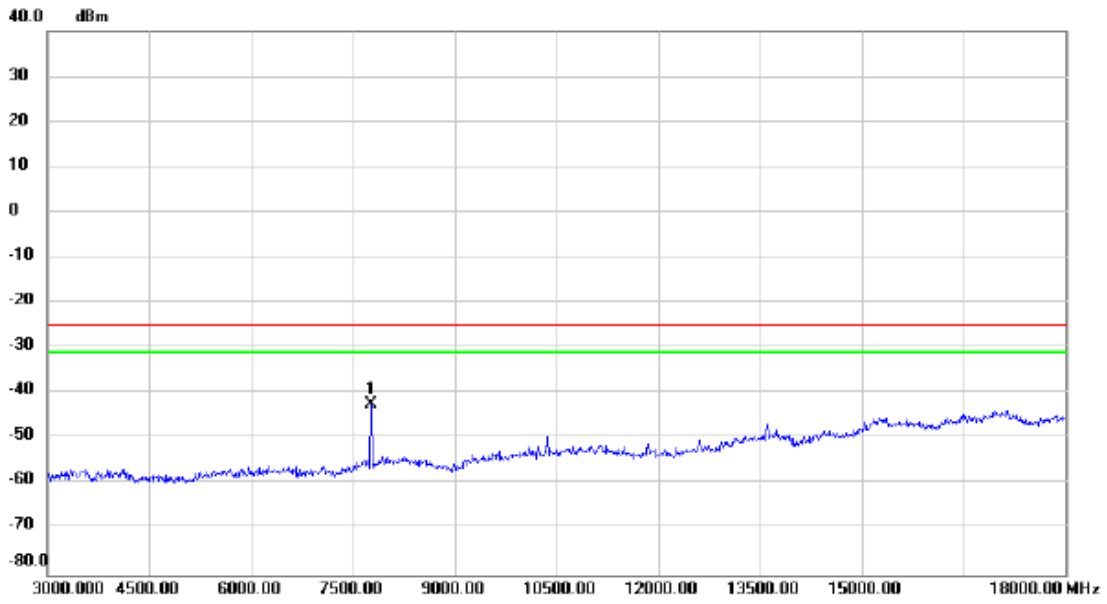
Horizontal



No.	Mk.	Freq.	Reading Level	Correct Factor	Measurement	Limit	Margin	Detector	Comment
		MHz	dBm	dB	dBm	dBm	dB		
		2600.00	-10.00	0.00	-10.00	-25.00	-15.00		

Test Mode: LTE Band 41_TX CH40690_20M

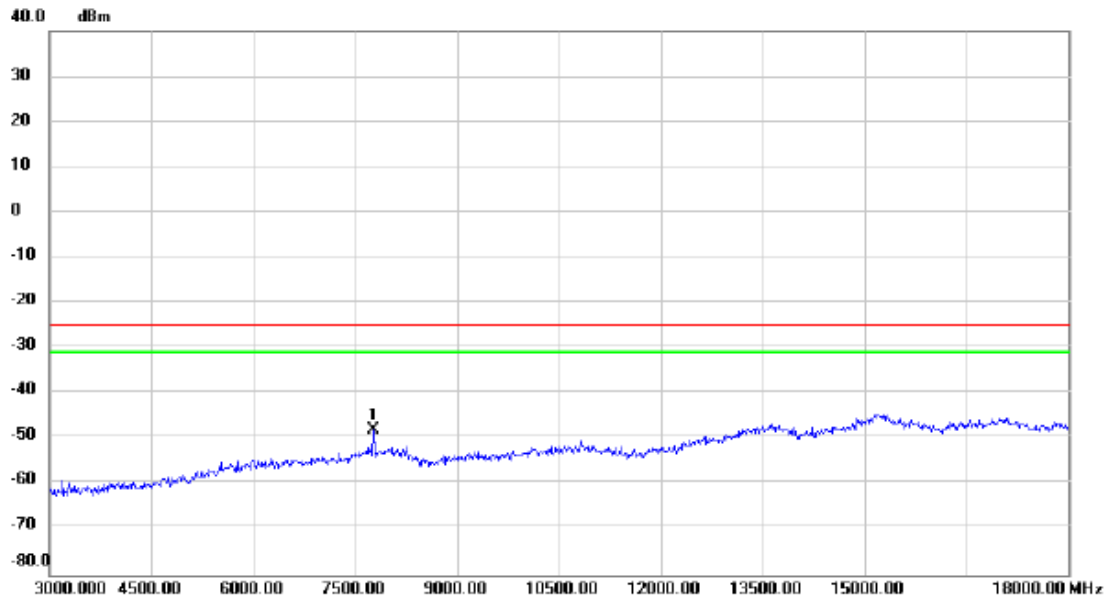
Vertical



No.	Mk.	Freq.	Reading Level	Correct Factor	Measurement	Limit	Margin	Detector	Comment
		MHz	dBm	dB	dBm	dBm	dB		
1	*	7770.000	-61.10	18.83	-42.27	-25.00	-17.27	peak	

Test Mode: LTE Band 41_TX CH40690_20M

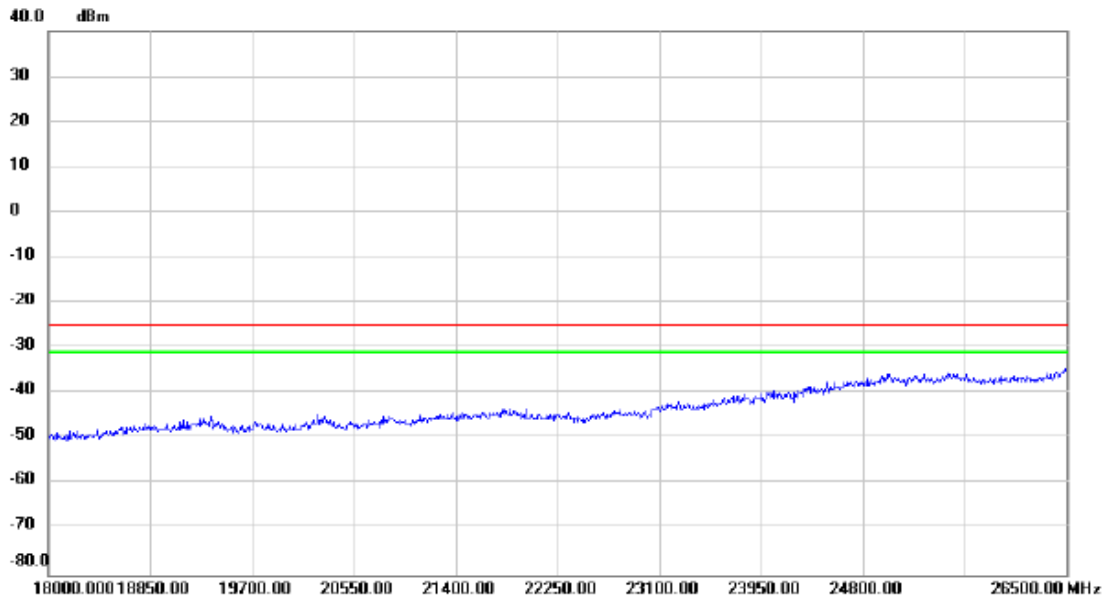
Horizontal



No.	Mk.	Freq. MHz	Reading Level dBm	Correct Factor dB	Measure- ment dBm	Limit dBm	Margin dB	Detector	Comment
1	*	7770.000	-69.27	21.26	-48.01	-25.00	-23.01	peak	

Test Mode: LTE Band 41_TX CH40690_20M

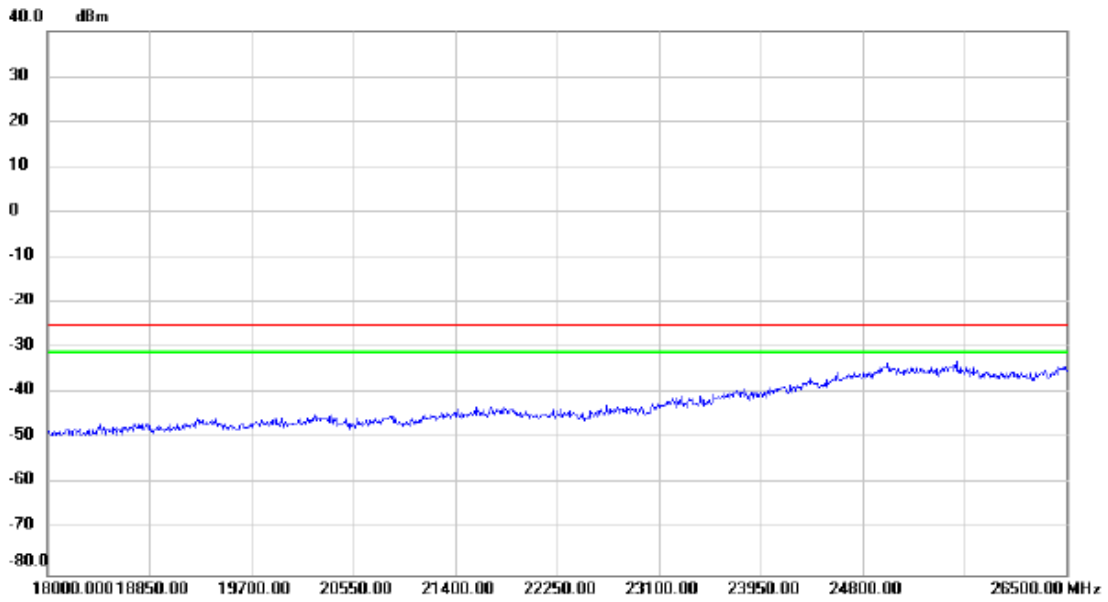
Vertical



No. Mk.	Freq. MHz	Reading Level dBm	Correct Factor dB	Measure- ment dBm	Limit dBm	Margin dB	Detector	Comment
---------	--------------	-------------------------	-------------------------	-------------------------	--------------	--------------	----------	---------

Test Mode: LTE Band 41_TX CH40690_20M

Horizontal



No.	Mk.	Freq. MHz	Reading Level dBm	Correct Factor dB	Measure- ment dBm	Limit dBm	Margin dB	Detector	Comment
-----	-----	--------------	-------------------------	-------------------------	-------------------------	--------------	--------------	----------	---------

APPENDIX E - BAND EDGE

LTE Band 4_1.4M

1RB0

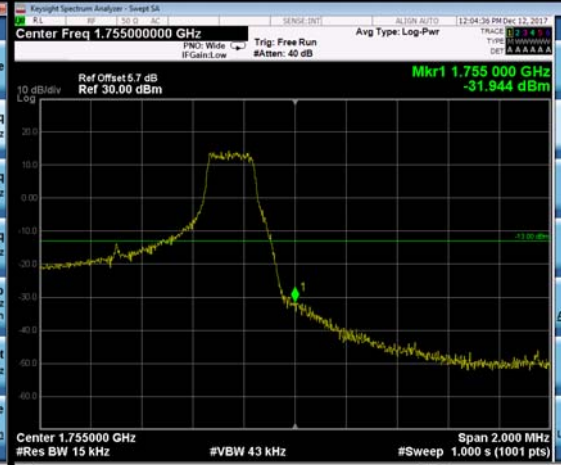
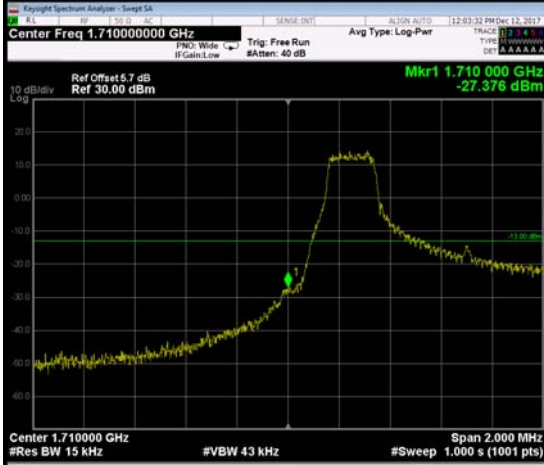
1RB5

Channel

19957

Channel

20393



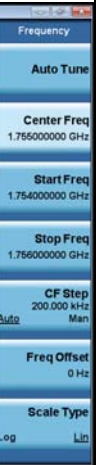
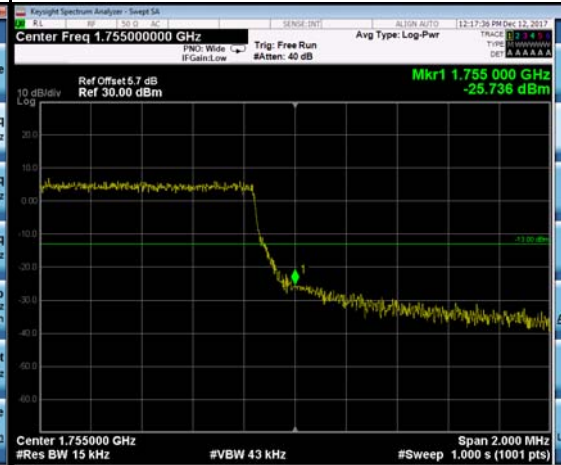
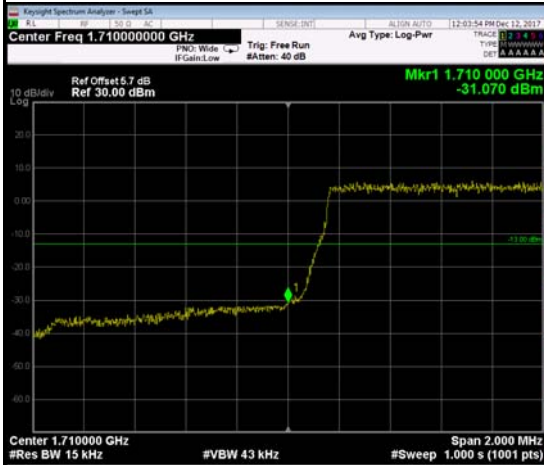
6RB0

Channel

19957

Channel

20393



LTE Band 4_3M

1RB0

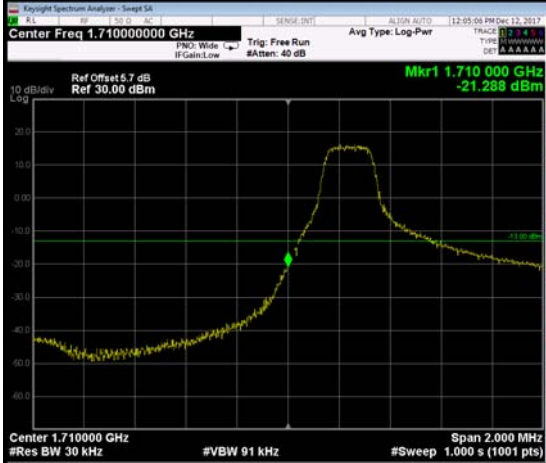
1RB14

Channel

19965

Channel

20385



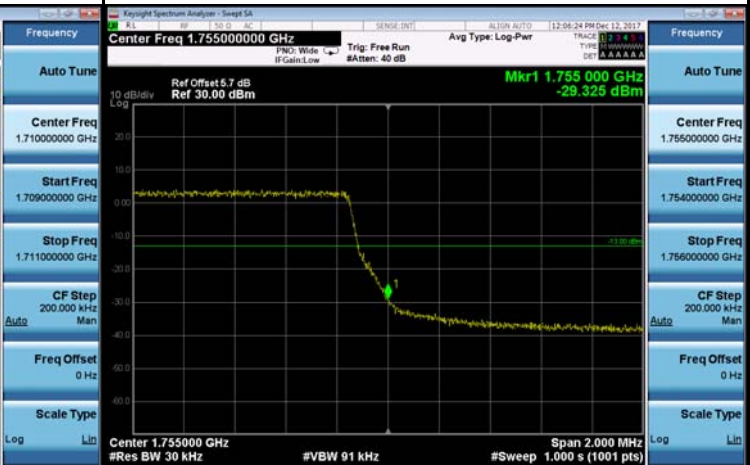
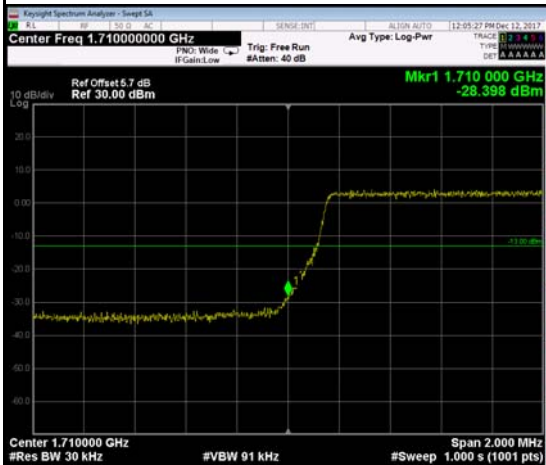
15RB0

Channel

19965

Channel

20385



LTE Band 4_5M

1RB0

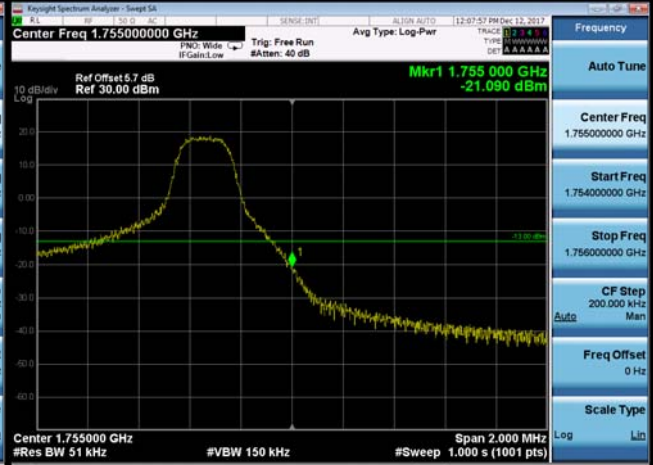
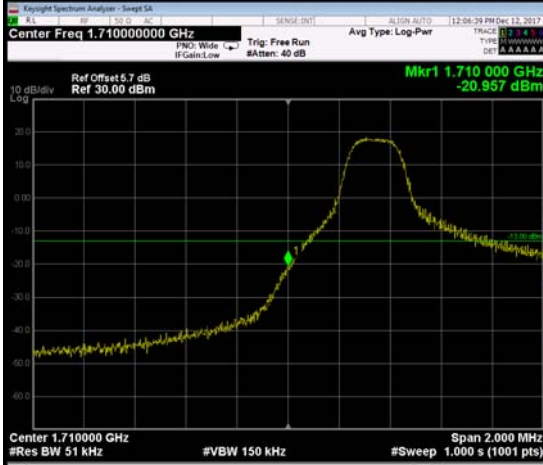
1RB24

Channel

19975

Channel

20375



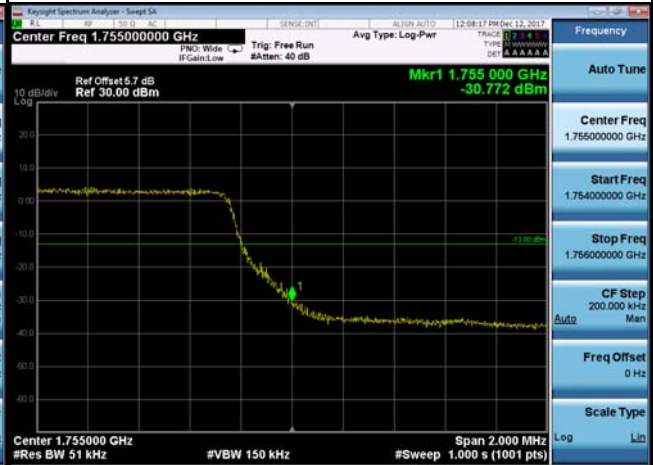
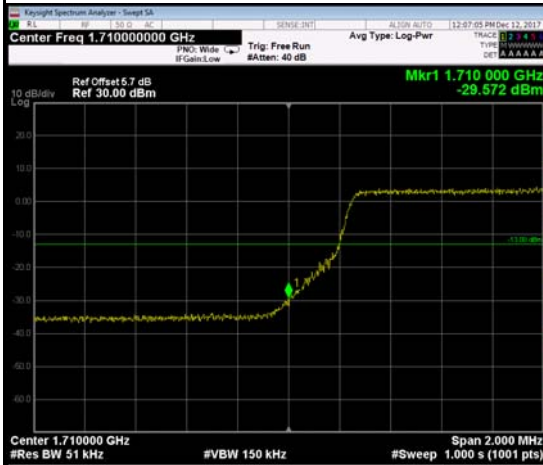
25RB0

Channel

19975

Channel

20375



LTE Band 4_10M

1RB0

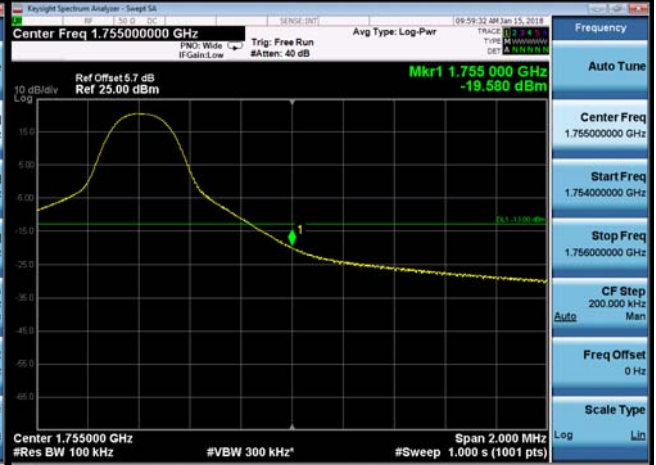
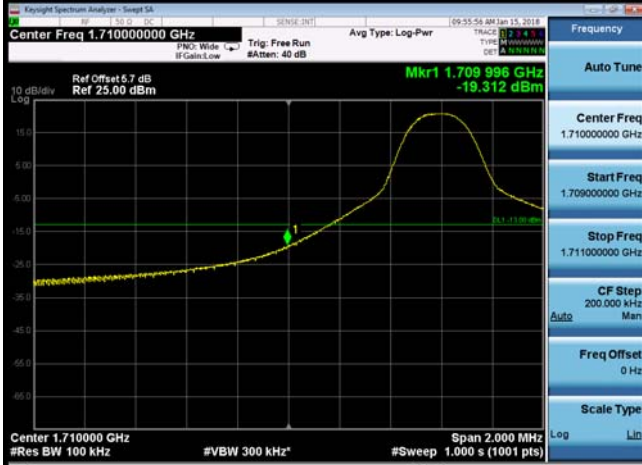
1RB49

Channel

20000

Channel

20350



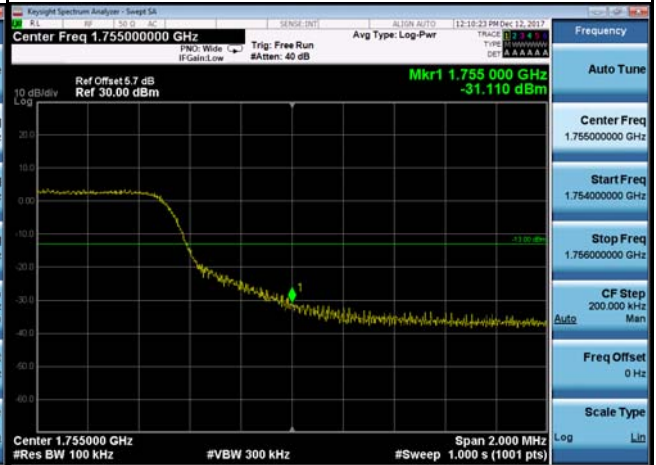
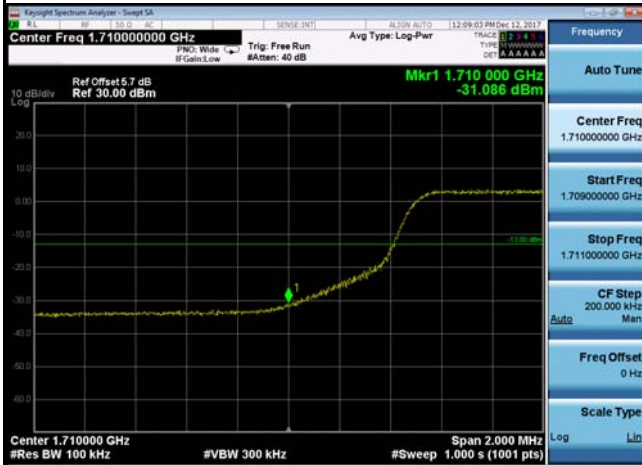
50RB0

Channel

20000

Channel

20350



LTE Band 4_15M

1RB0

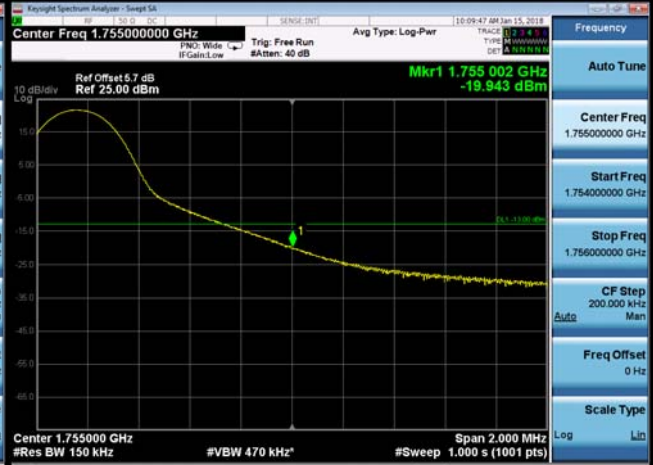
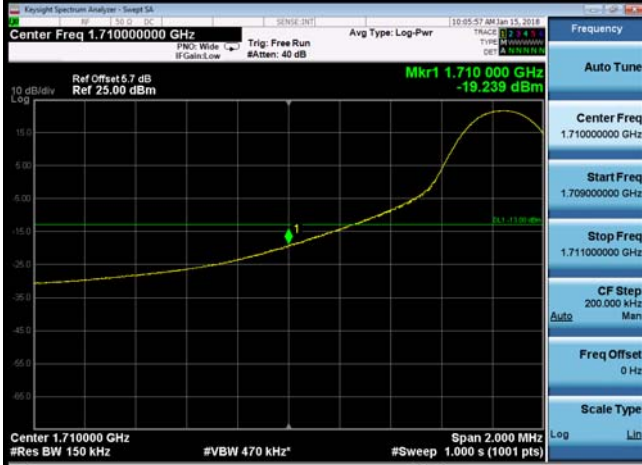
1RB74

Channel

20025

Channel

20325



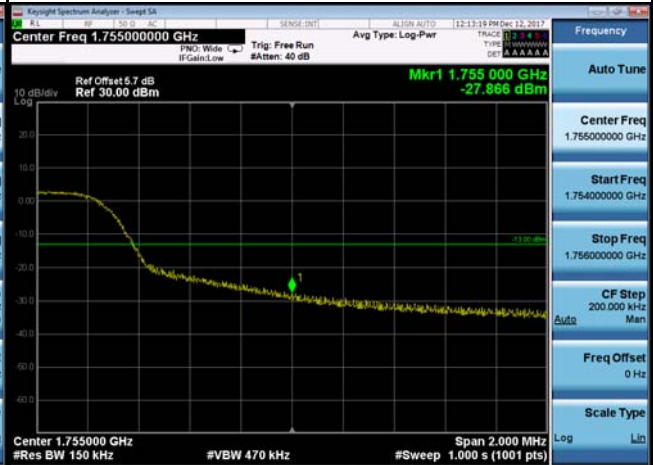
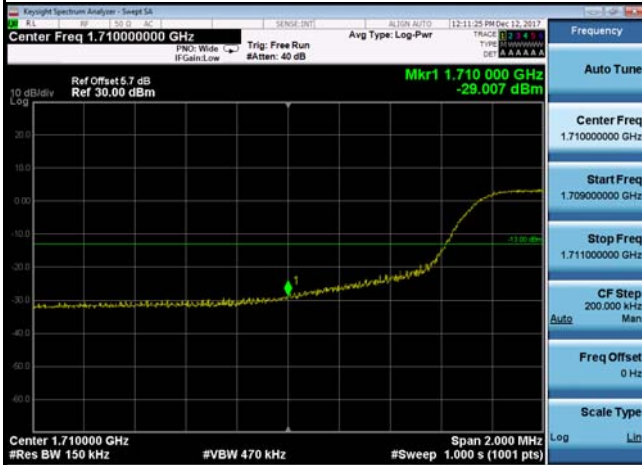
75RB0

Channel

20025

Channel

20325



LTE Band 4_20M

1RB0

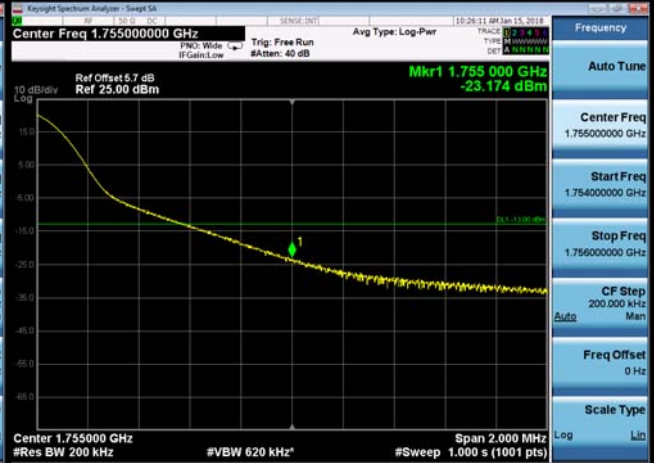
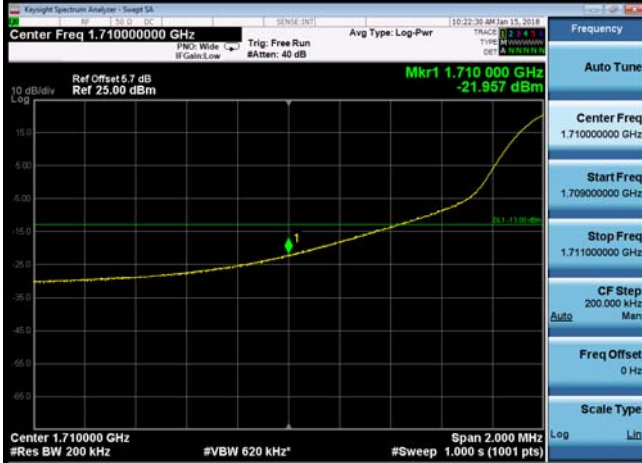
1RB99

Channel

20050

Channel

20300



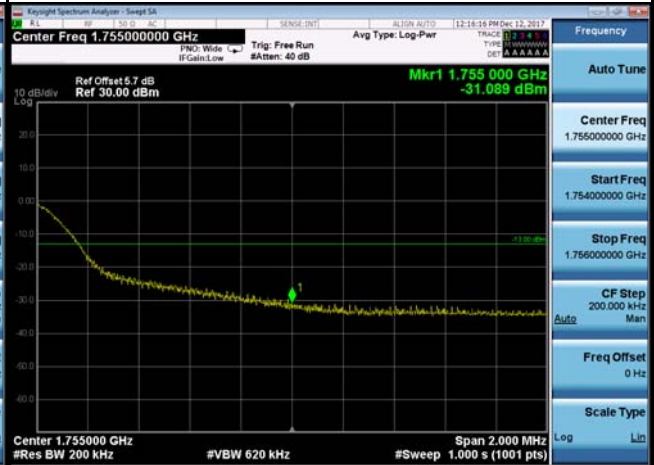
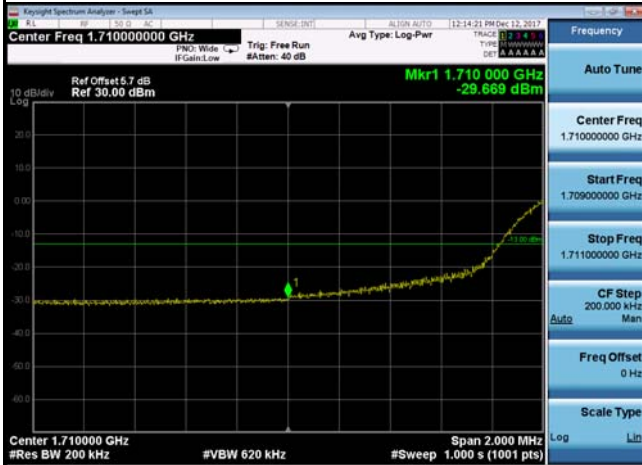
100RB0

Channel

20050

Channel

20300



LTE Band 7_5M

1RB0

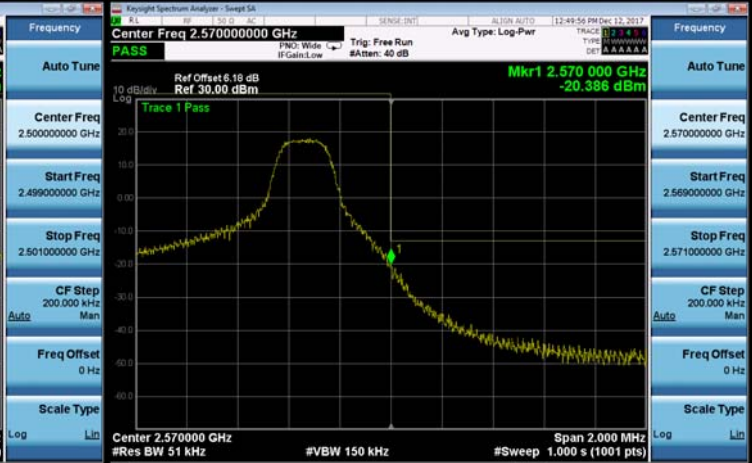
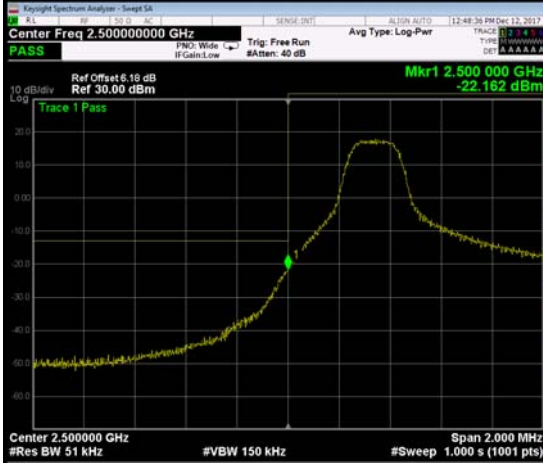
1RB24

Channel

20775

Channel

21425



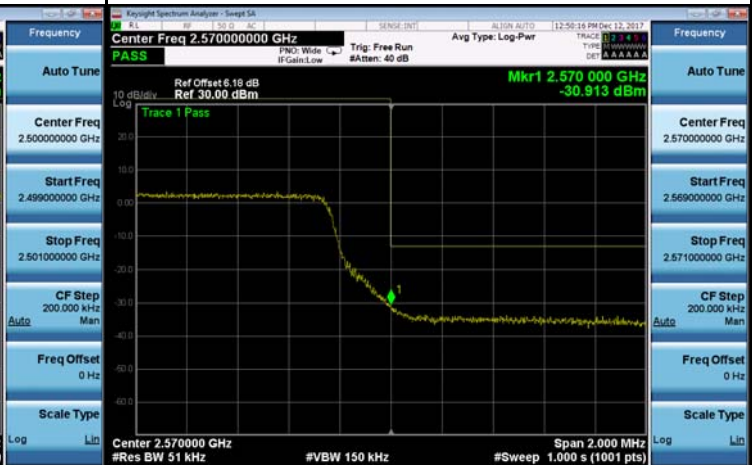
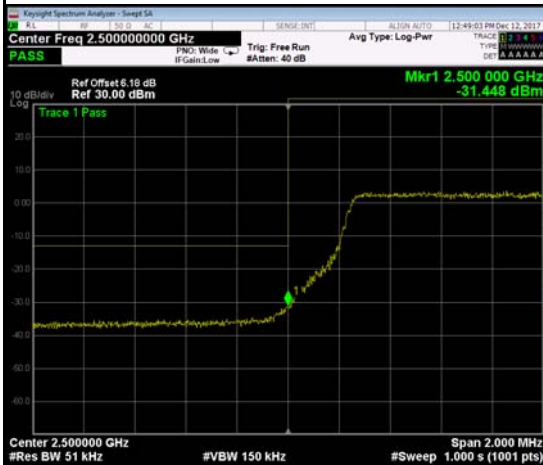
25RB0

Channel

20775

Channel

21425



LTE Band 7_10M

1RB0

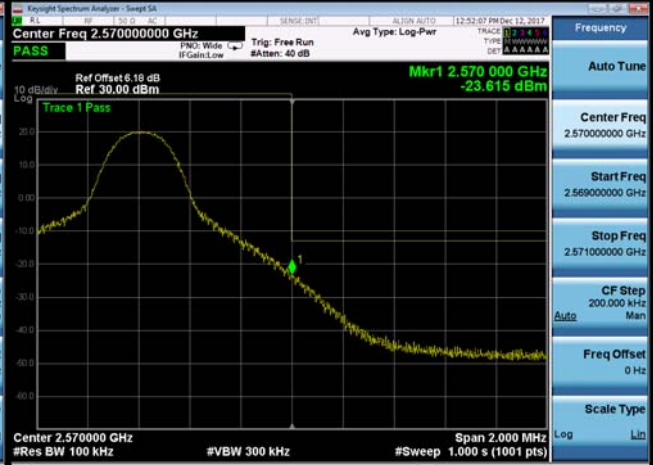
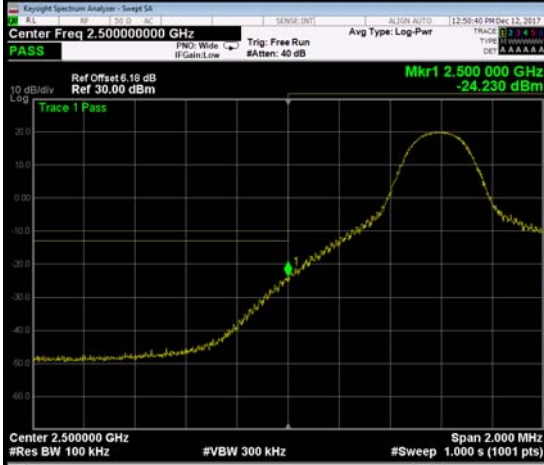
1RB49

Channel

20800

Channel

21400



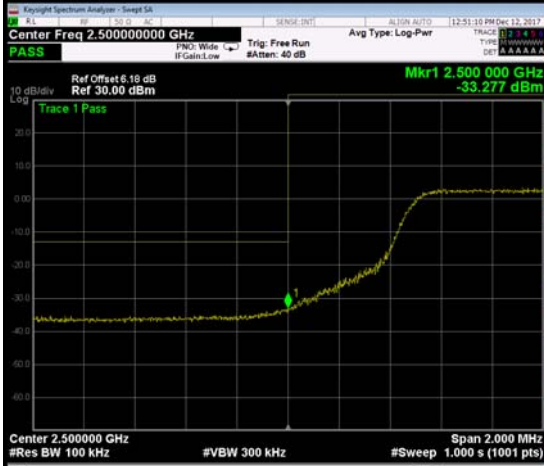
50RB0

Channel

20800

Channel

21400



LTE Band 7_15M

1RB0

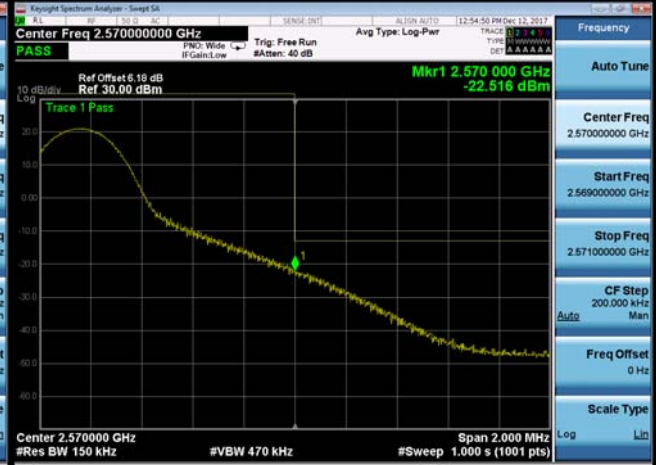
1RB74

Channel

20825

Channel

21375



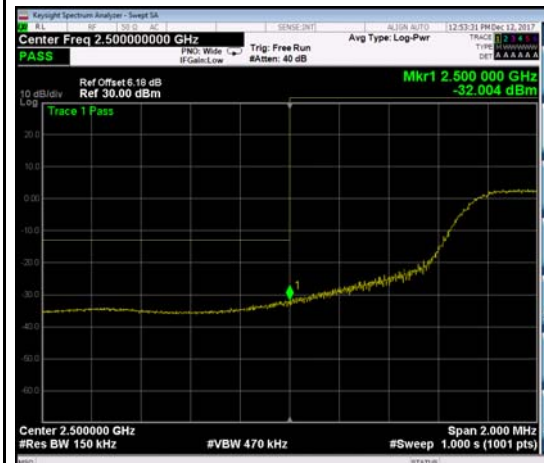
75RB0

Channel

20825

Channel

21375



LTE Band 7_20M

1RB0

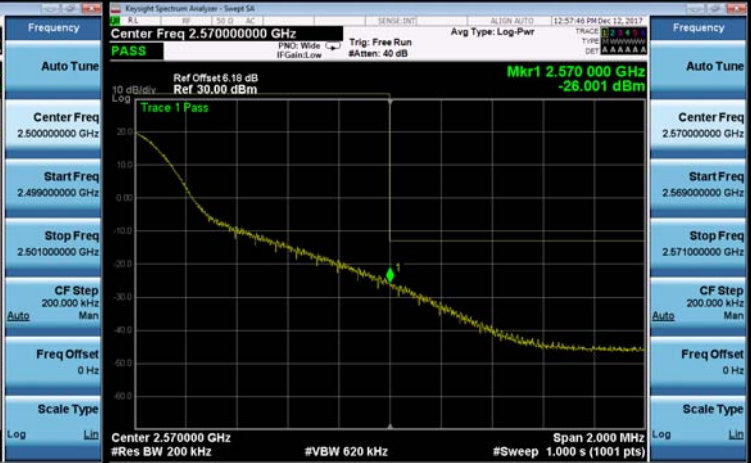
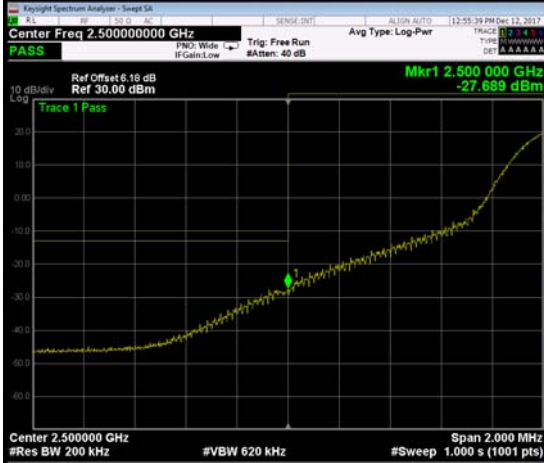
1RB99

Channel

20850

Channel

21350



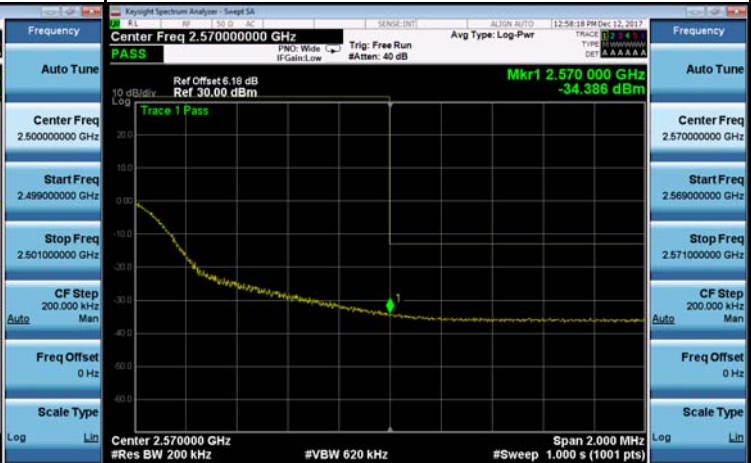
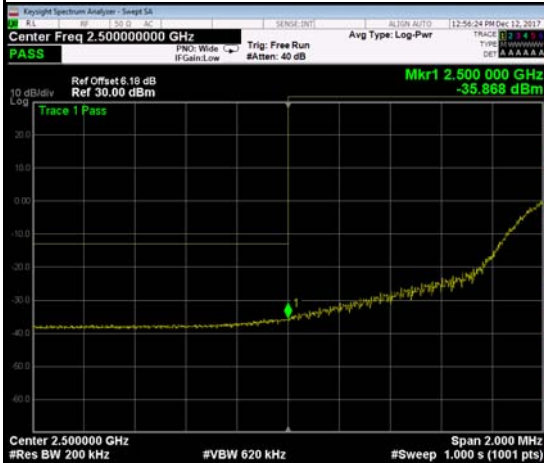
100RB0

Channel

20850

Channel

21350



LTE Band 12_1.4M

1RB0

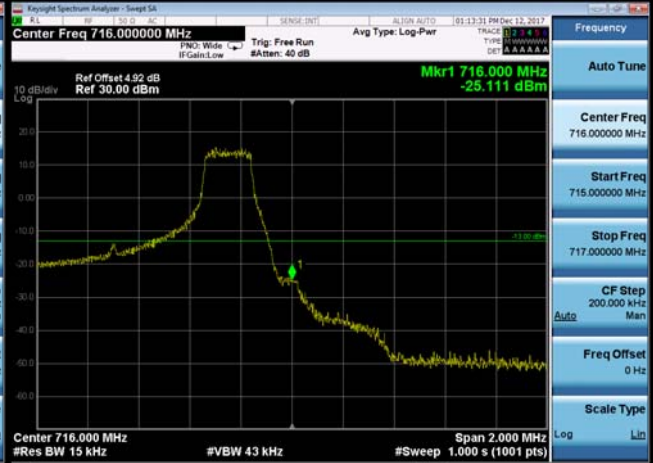
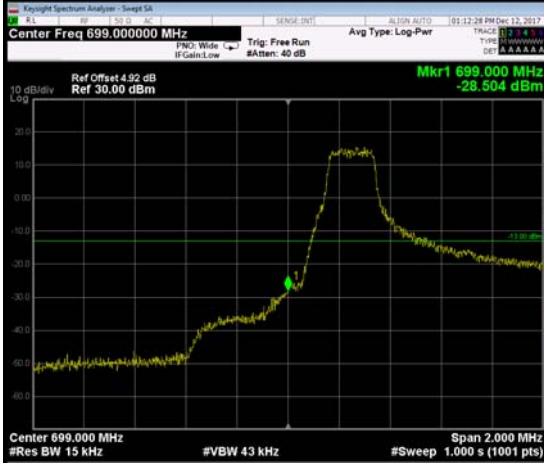
1RB5

Channel

23017

Channel

23173



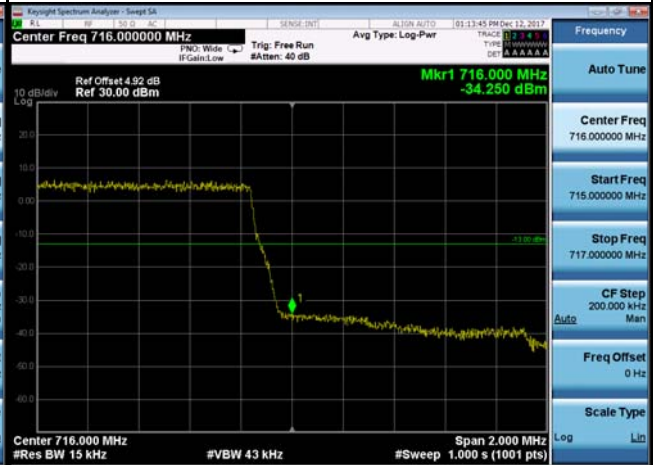
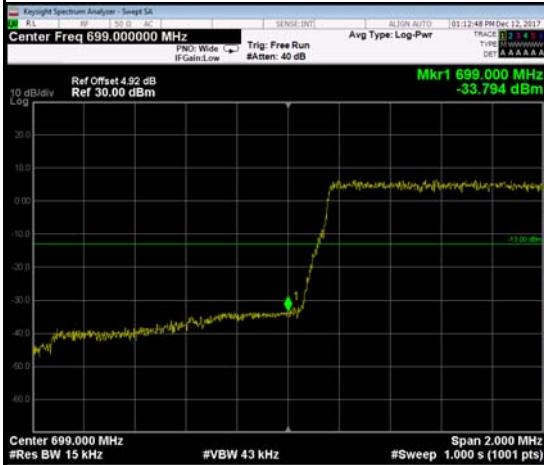
6RB0

Channel

23017

Channel

13173



LTE Band 12_3M

1RB0

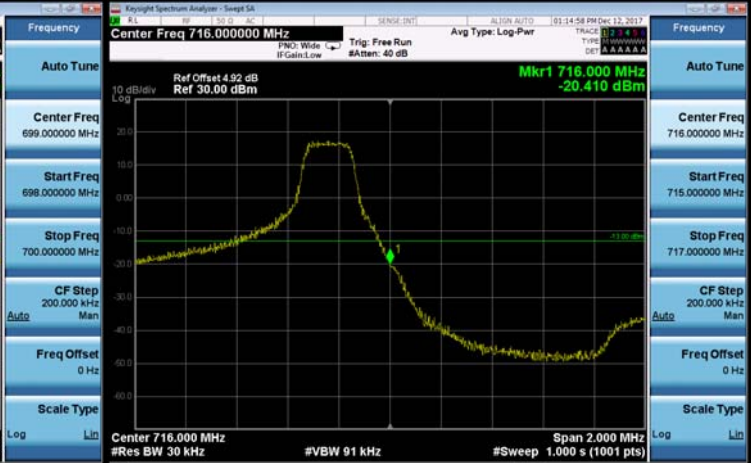
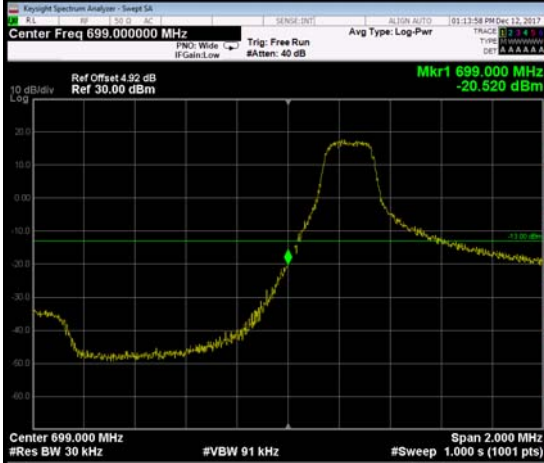
1RB14

Channel

23025

Channel

23165



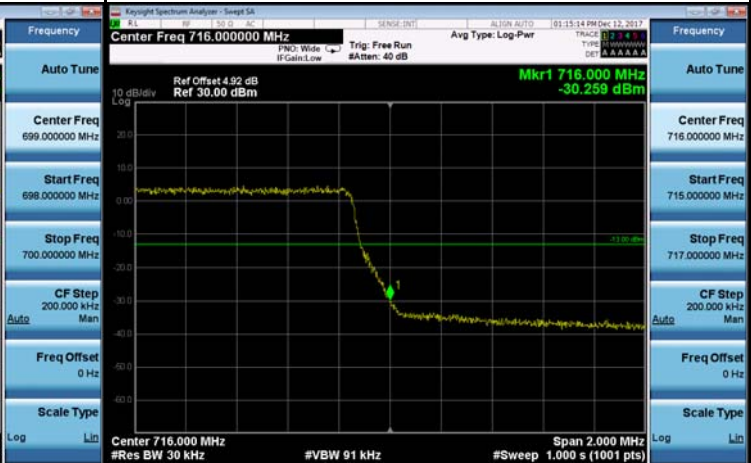
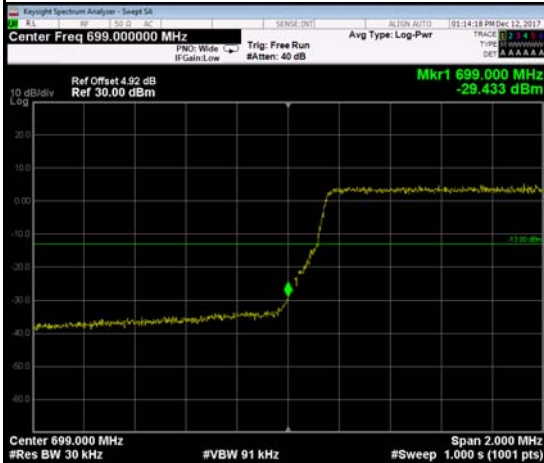
15RB0

Channel

23025

Channel

23165



LTE Band 12_5M

1RB0

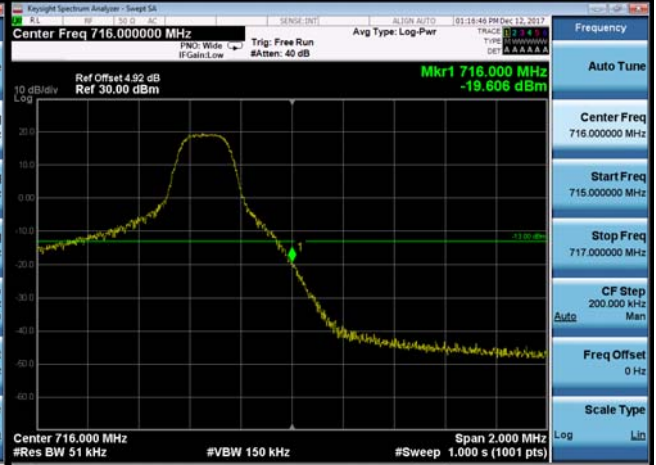
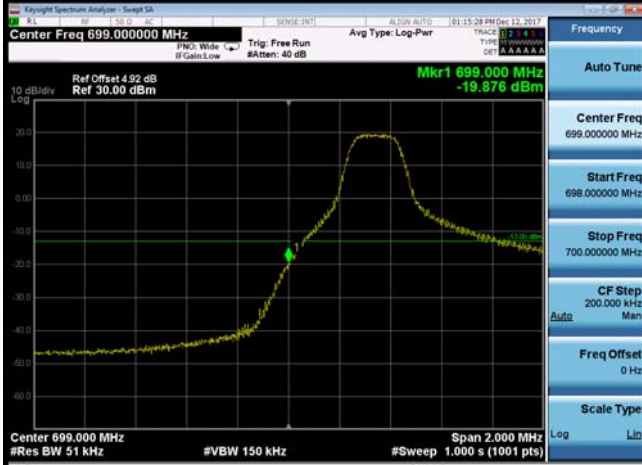
1RB24

Channel

23035

Channel

23155



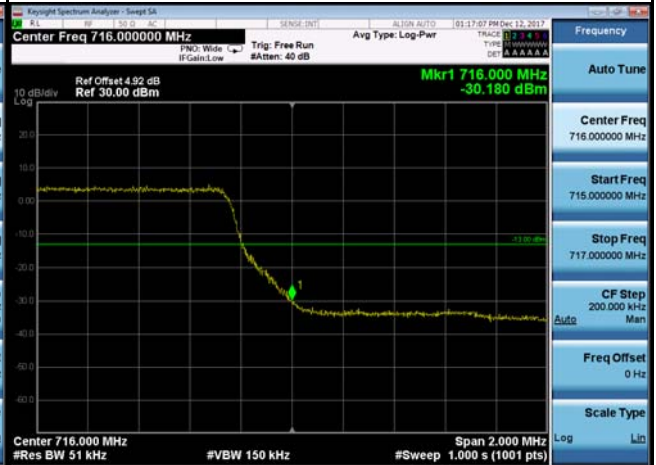
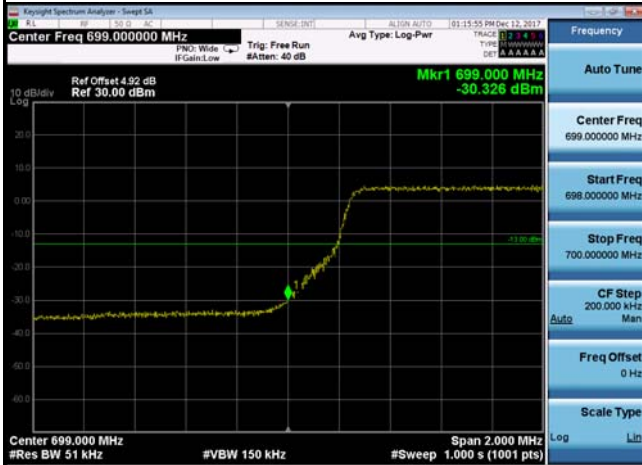
25RB0

Channel

23035

Channel

23155



LTE Band 12_10M

1RB0

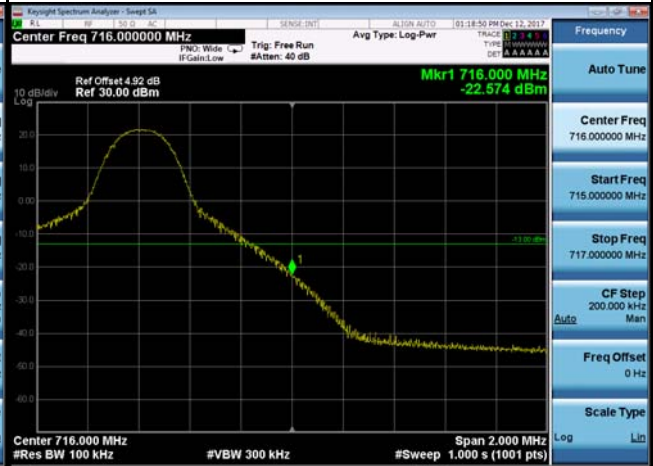
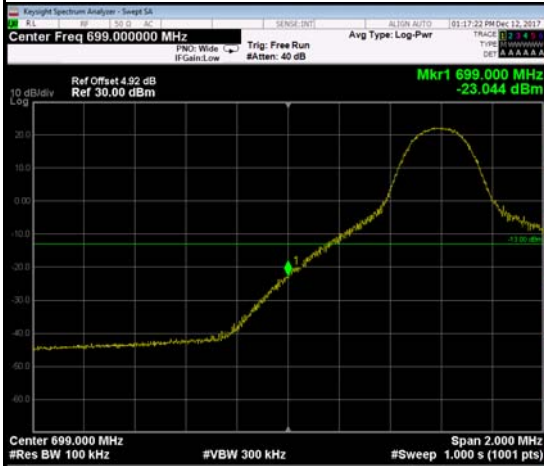
1RB49

Channel

23060

Channel

20350



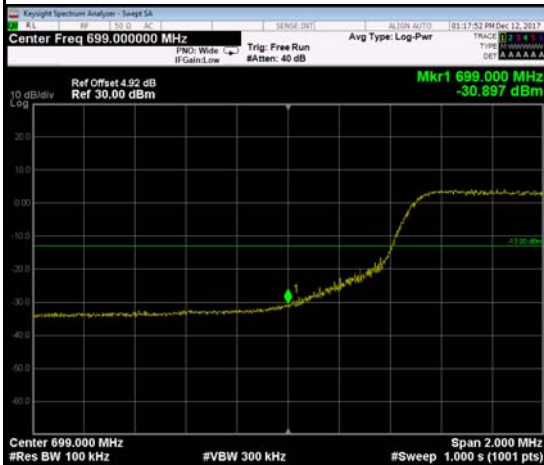
50RB0

Channel

23060

Channel

20350



LTE Band 17_5M

1RB0

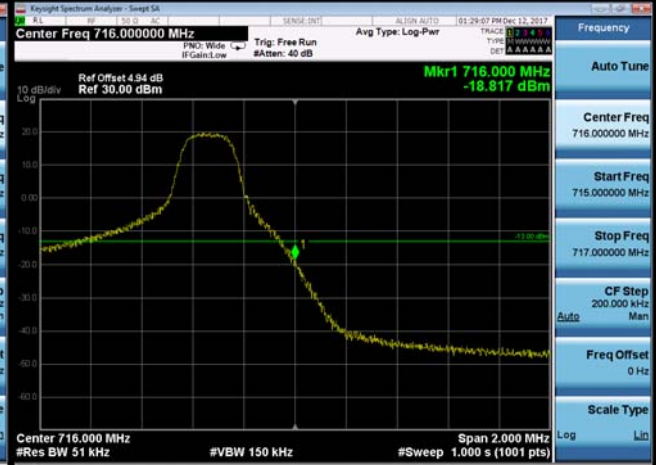
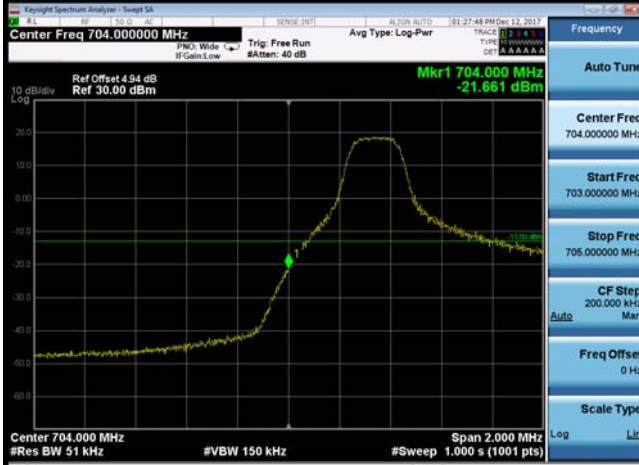
1RB24

Channel

23755

Channel

23825



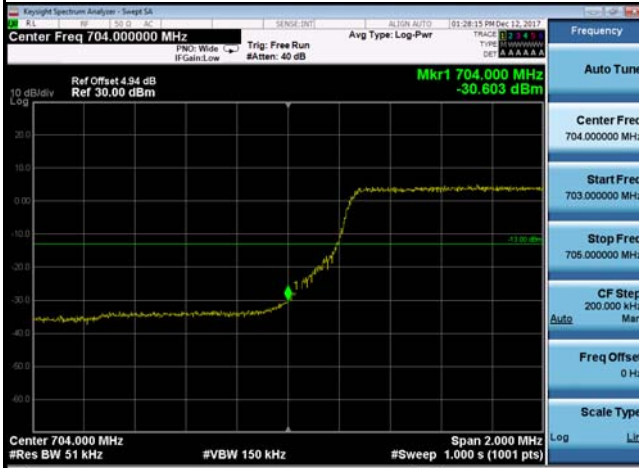
25RB0

Channel

23755

Channel

23825



LTE Band 17_10M

1RB0

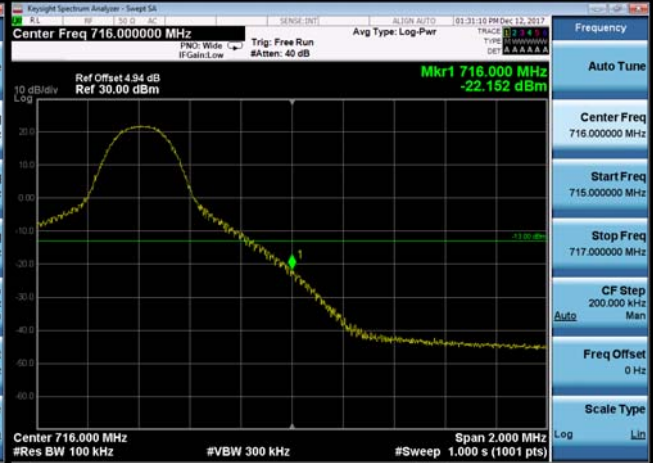
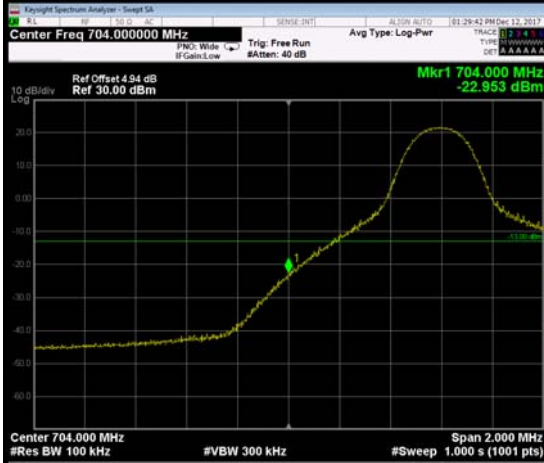
1RB49

Channel

23780

Channel

23800



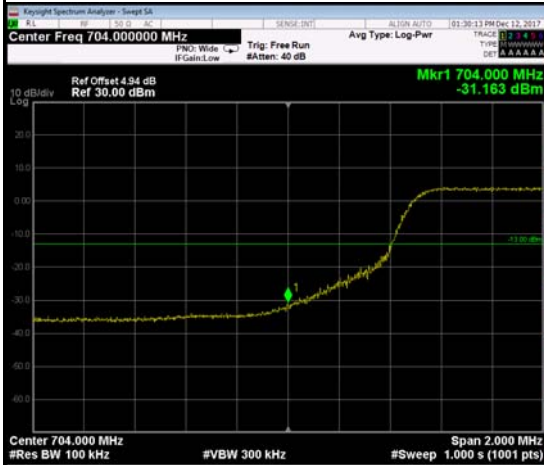
50RB0

Channel

23780

Channel

23800



LTE Band 38_5M

1RB0

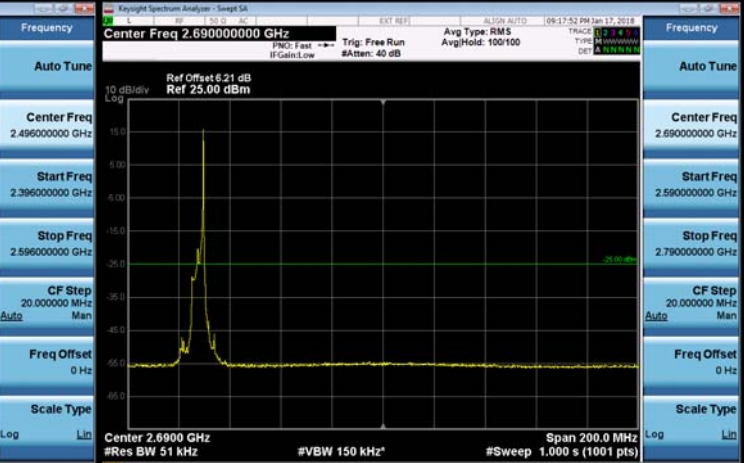
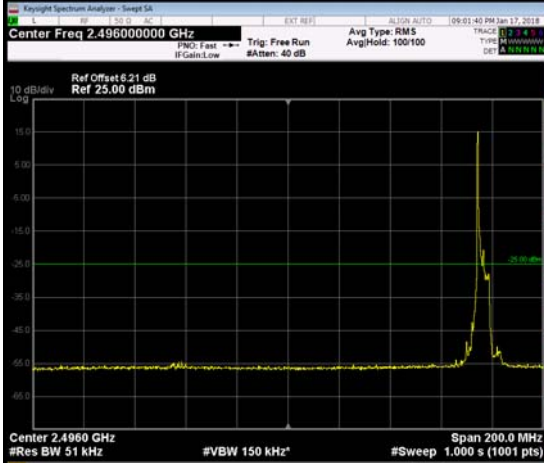
1RB24

Channel

37775

Channel

38225



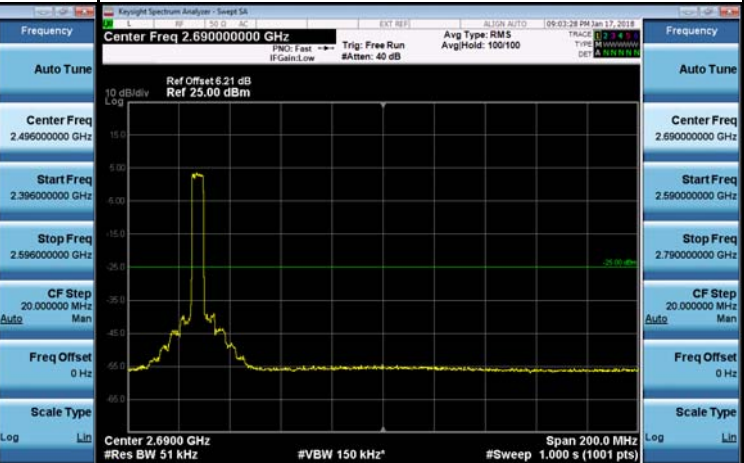
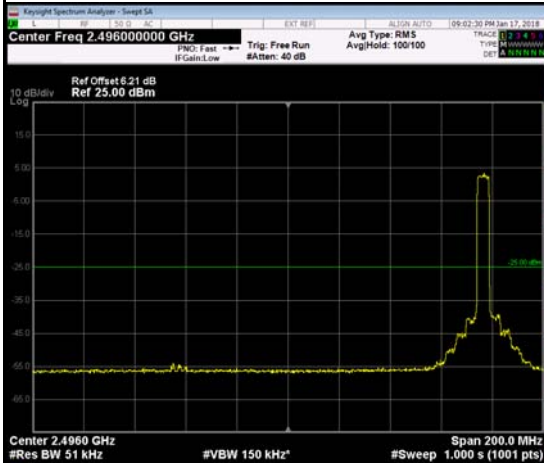
25RB0

Channel

37775

Channel

38225



LTE Band 38_10M

1RB0

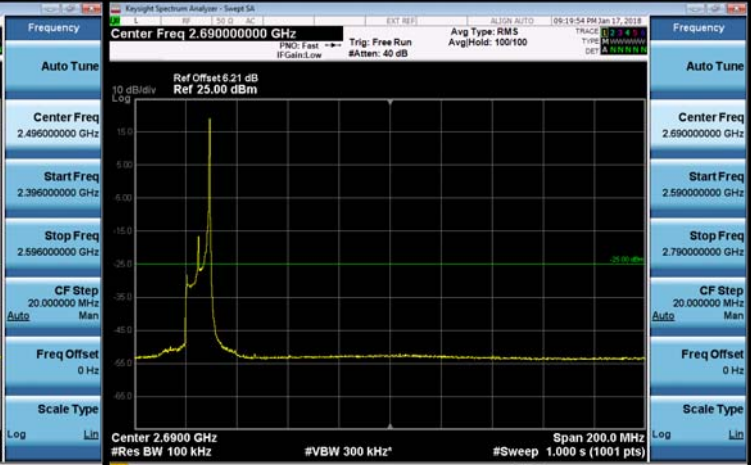
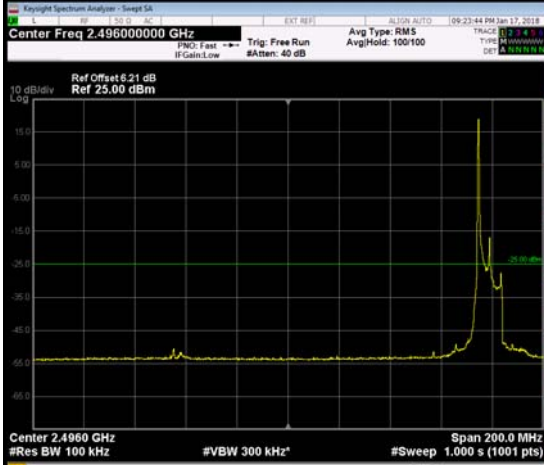
1RB49

Channel

37800

Channel

38200



50RB0

Channel

37800

Channel

38200

