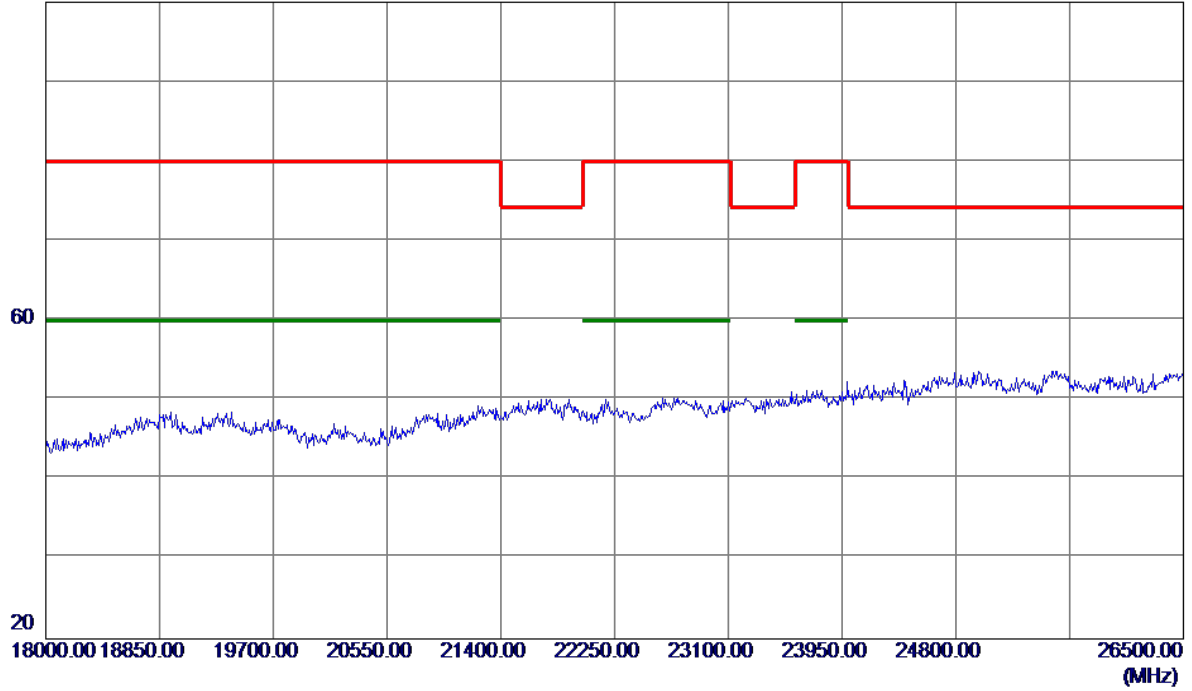


Orthogonal Axis :	X
Test Mode :	UNII-2A/ TX AC40 Mode 5270MHz

Horizontal

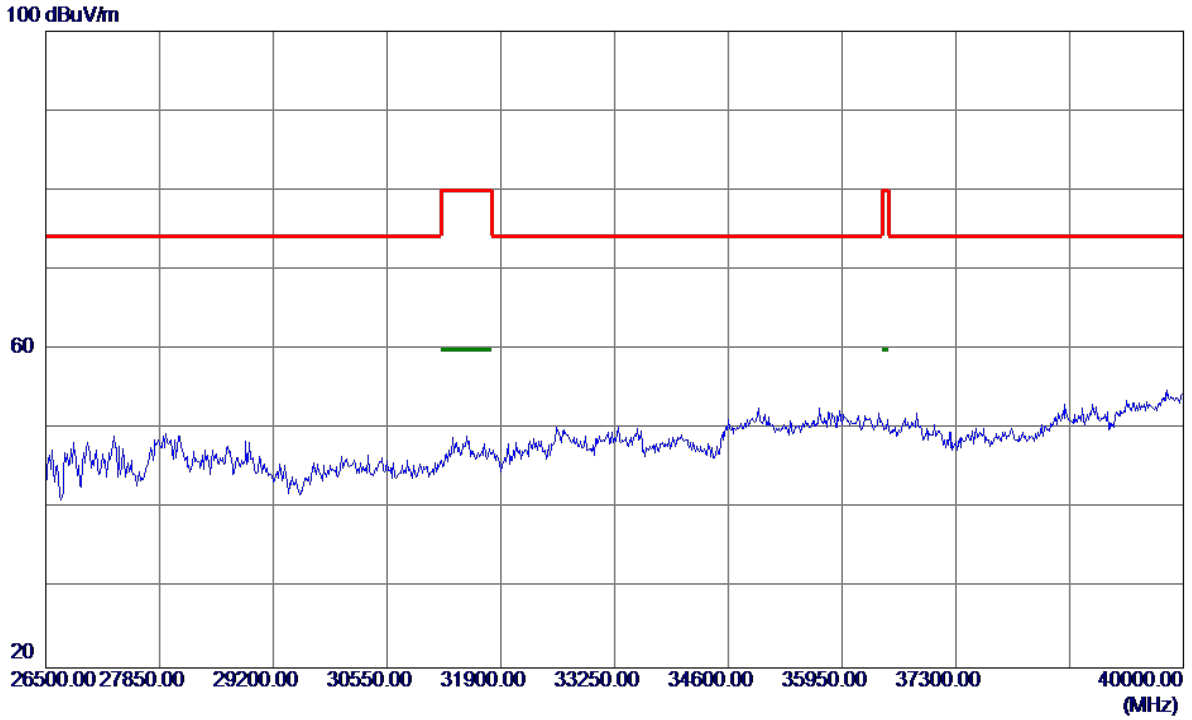
100 dBuV/m



No.	Freq. MHz	Reading Level dBuV/m	Correct Factor dB	Measure ment dBuV/m	Limit dBuV/m	Margin dB	Detector	Comment

Orthogonal Axis :	X
Test Mode :	UNII-2A/ TX AC40 Mode 5270MHz

Horizontal

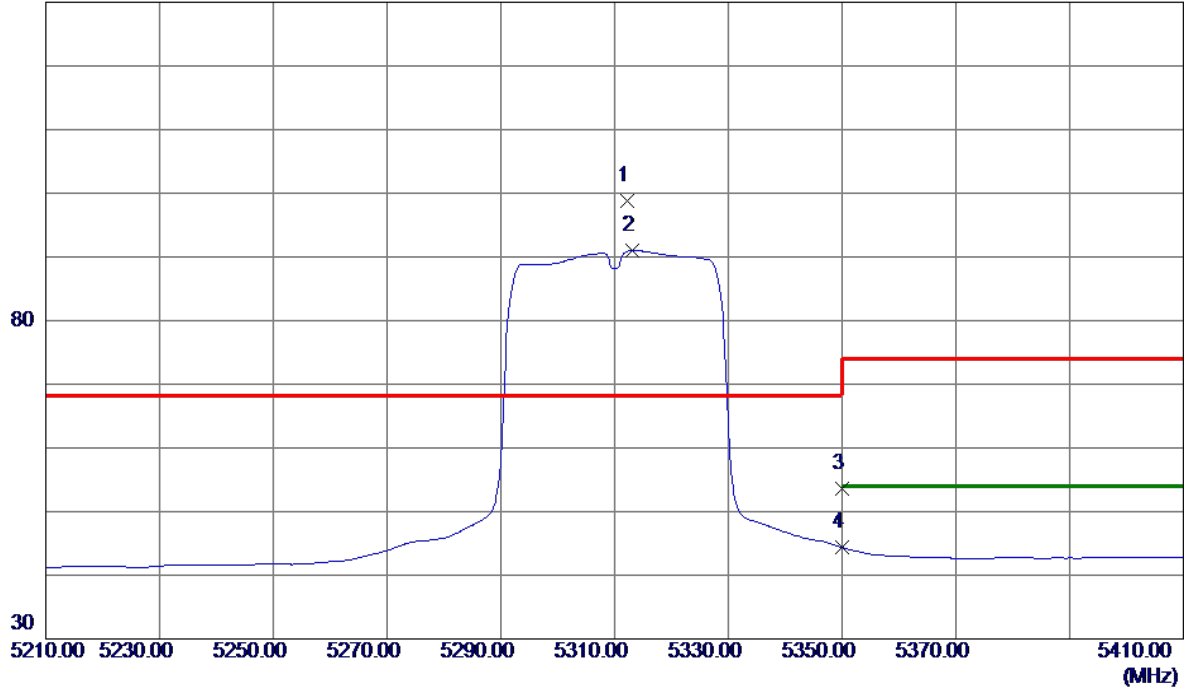


No.	Freq. MHz	Reading Level dBuV/m	Correct Factor dB	Measure ment dBuV/m	Limit dBuV/m	Margin dB	Detector	Comment

Orthogonal Axis :	X
Test Mode :	UNII-2A/ TX AC40 Mode 5310MHz

Vertical

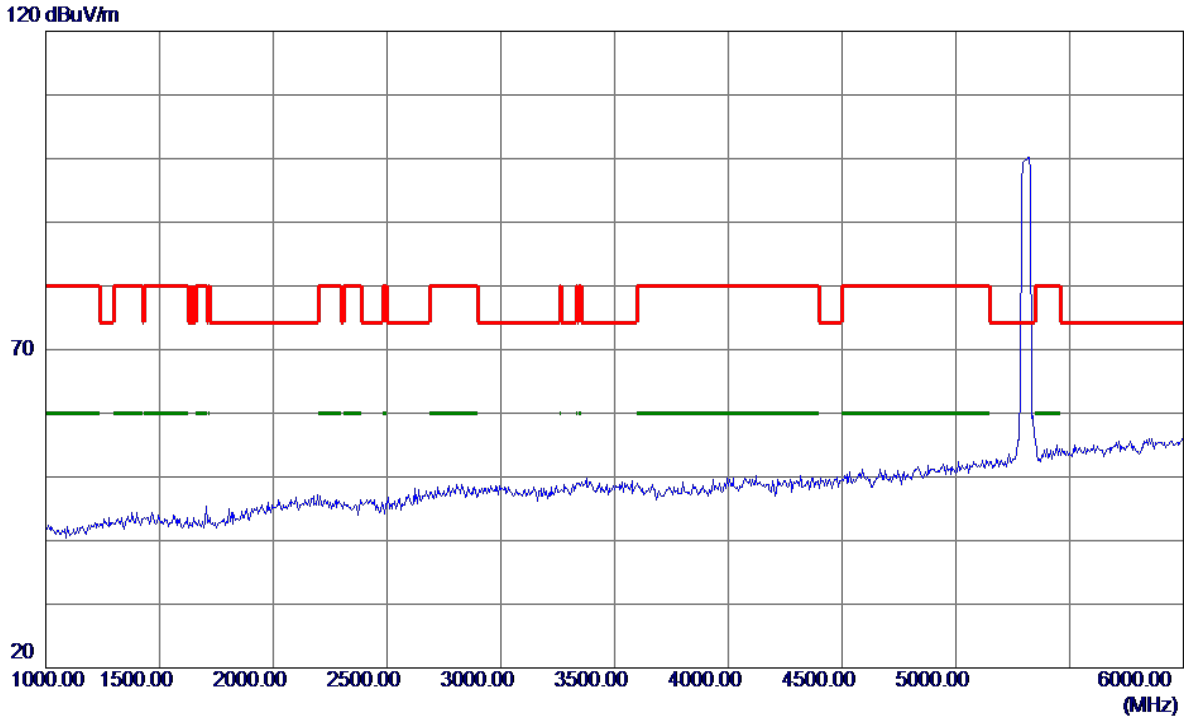
130 dBuV/m



No.	Freq. MHz	Reading Level dBuV/m	Correct Factor dB	Measure ment dBuV/m	Limit dBuV/m	Margin dB	Detector	Comment
1 *	5312.2000	56.79	41.93	98.72	68.30	30.42	Peak	No Limit
2	5313.2000	49.07	41.93	91.00	999.00	-908.00	AVG	No Limit
3	5350.0000	11.56	42.12	53.68	68.30	-14.62	Peak	
4	5350.0000	2.23	42.12	44.35	999.00	-954.65	AVG	

Orthogonal Axis :	X
Test Mode :	UNII-2A/ TX AC40 Mode 5310MHz

Vertical

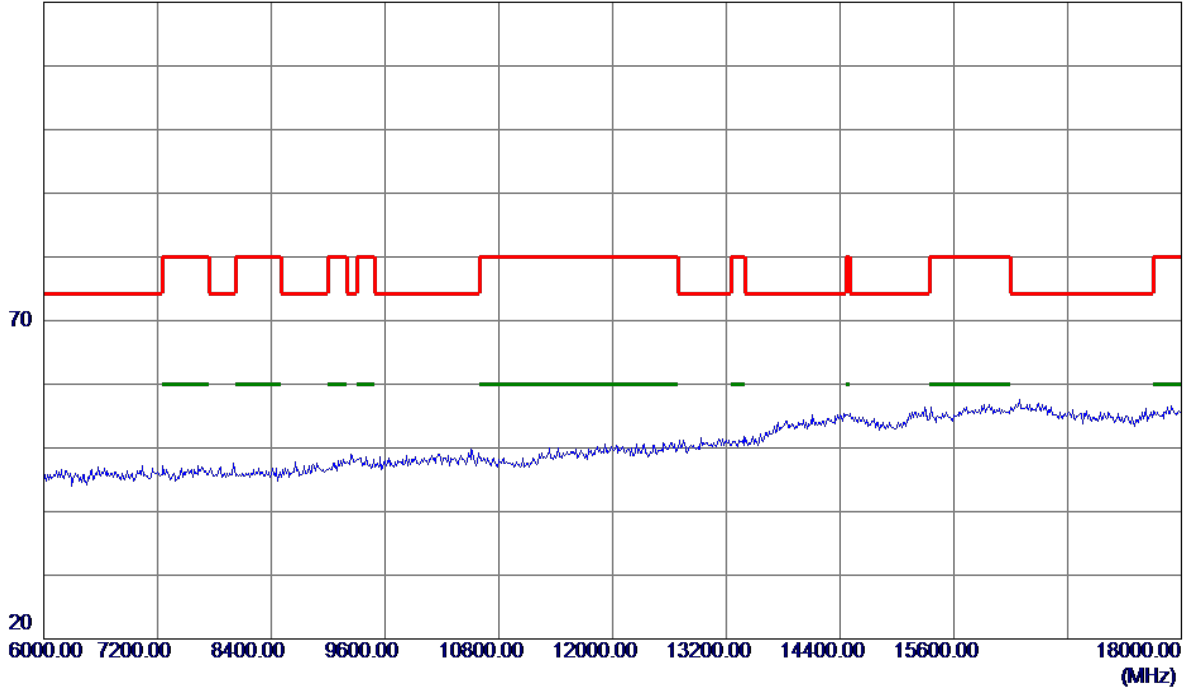


No.	Freq. MHz	Reading Level dBuV/m	Correct Factor dB	Measure ment dBuV/m	Limit dBuV/m	Margin dB	Detector	Comment
-----	--------------	----------------------------	-------------------------	---------------------------	-----------------	--------------	----------	---------

Orthogonal Axis :	X
Test Mode :	UNII-2A/ TX AC40 Mode 5310MHz

Vertical

120 dBuV/m

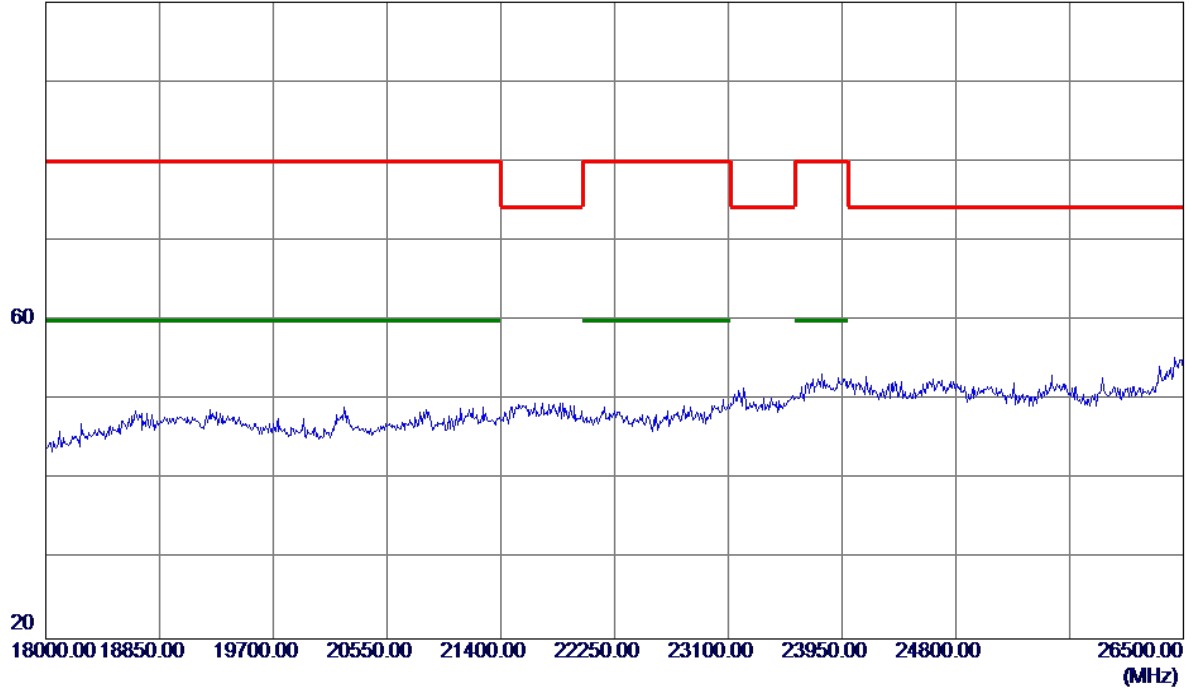


No.	Freq. MHz	Reading Level dBuV/m	Correct Factor dB	Measure ment dBuV/m	Limit dBuV/m	Margin dB	Detector	Comment
-----	--------------	----------------------------	-------------------------	---------------------------	-----------------	--------------	----------	---------

Orthogonal Axis :	X
Test Mode :	UNII-2A/ TX AC40 Mode 5310MHz

Vertical

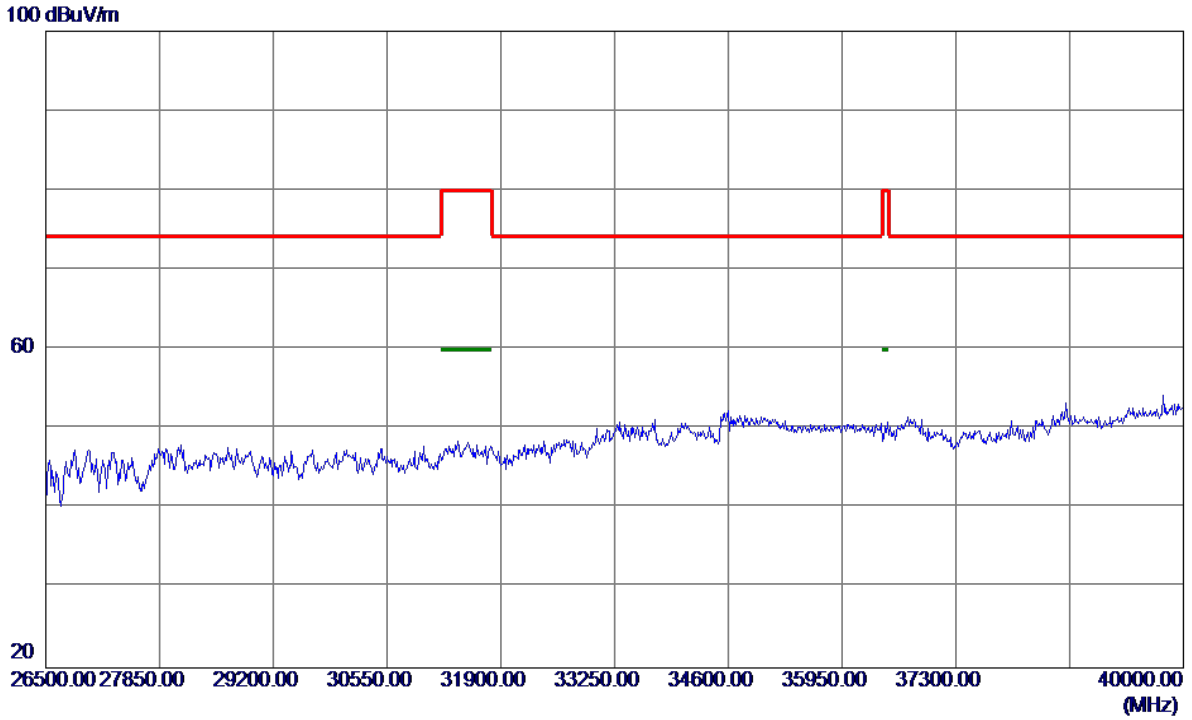
100 dBuV/m



No.	Freq. MHz	Reading Level dBuV/m	Correct Factor dB	Measure ment dBuV/m	Limit dBuV/m	Margin dB	Detector	Comment
-----	--------------	----------------------------	-------------------------	---------------------------	-----------------	--------------	----------	---------

Orthogonal Axis :	X
Test Mode :	UNII-2A/ TX AC40 Mode 5310MHz

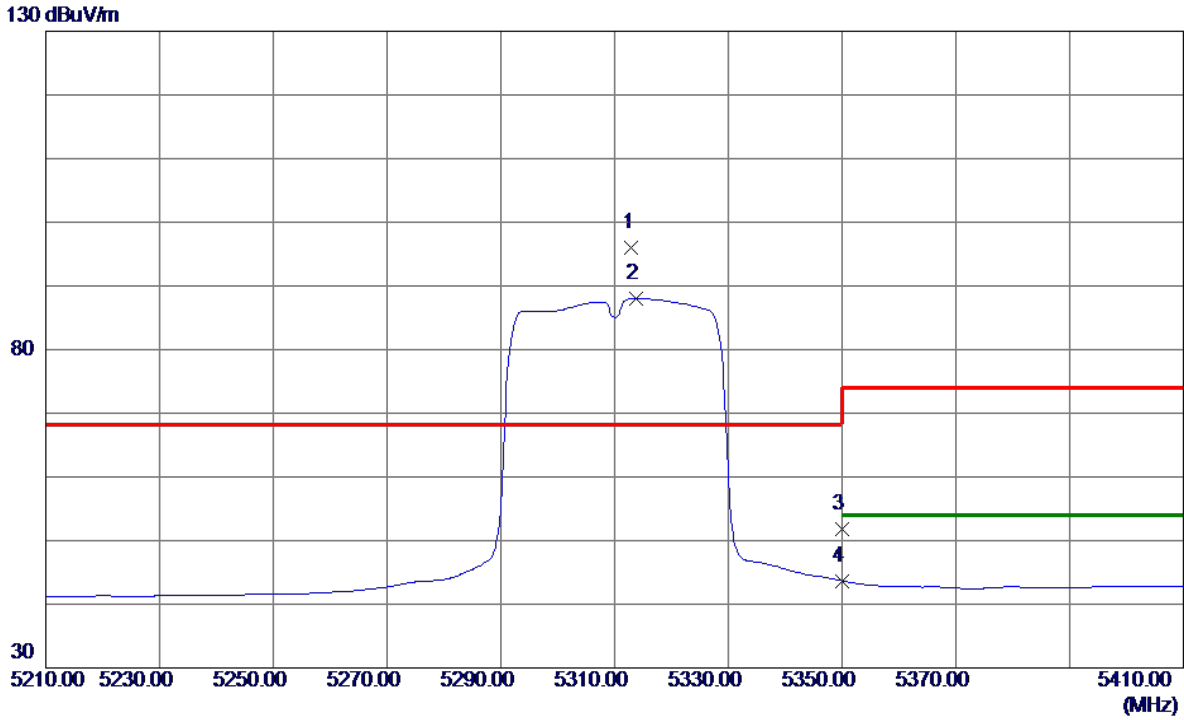
Vertical



No.	Freq. MHz	Reading Level dBuV/m	Correct Factor dB	Measurement dBuV/m	Limit dBuV/m	Margin dB	Detector	Comment

Orthogonal Axis :	X
Test Mode :	UNII-2A/ TX AC40 Mode 5310MHz

Horizontal

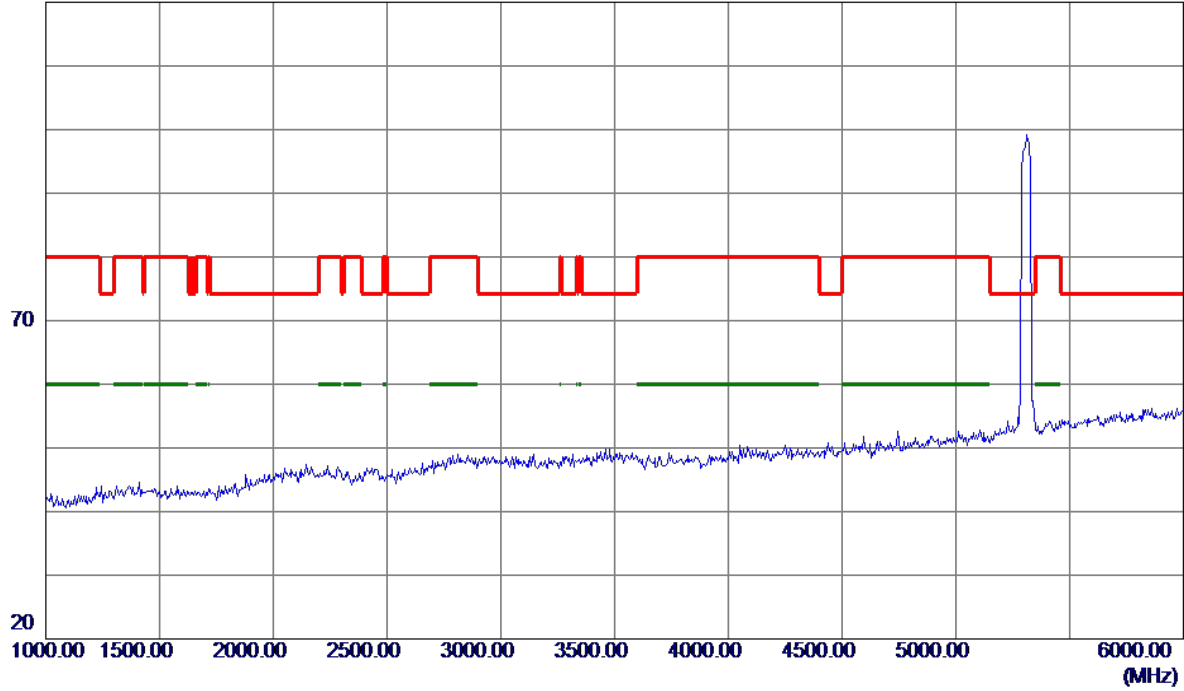


No.	Freq. MHz	Reading Level dBuV/m	Correct Factor dB	Measure ment dBuV/m	Limit dBuV/m	Margin dB	Detector	Comment
1 *	5313.0000	54.05	41.93	95.98	68.30	27.68	Peak	No Limit
2	5313.8000	46.13	41.93	88.06	999.00	-910.94	AVG	No Limit
3	5350.0000	9.62	42.12	51.74	68.30	-16.56	Peak	
4	5350.0000	1.54	42.12	43.66	999.00	-955.34	AVG	

Orthogonal Axis :	X
Test Mode :	UNII-2A/ TX AC40 Mode 5310MHz

Horizontal

120 dBuV/m

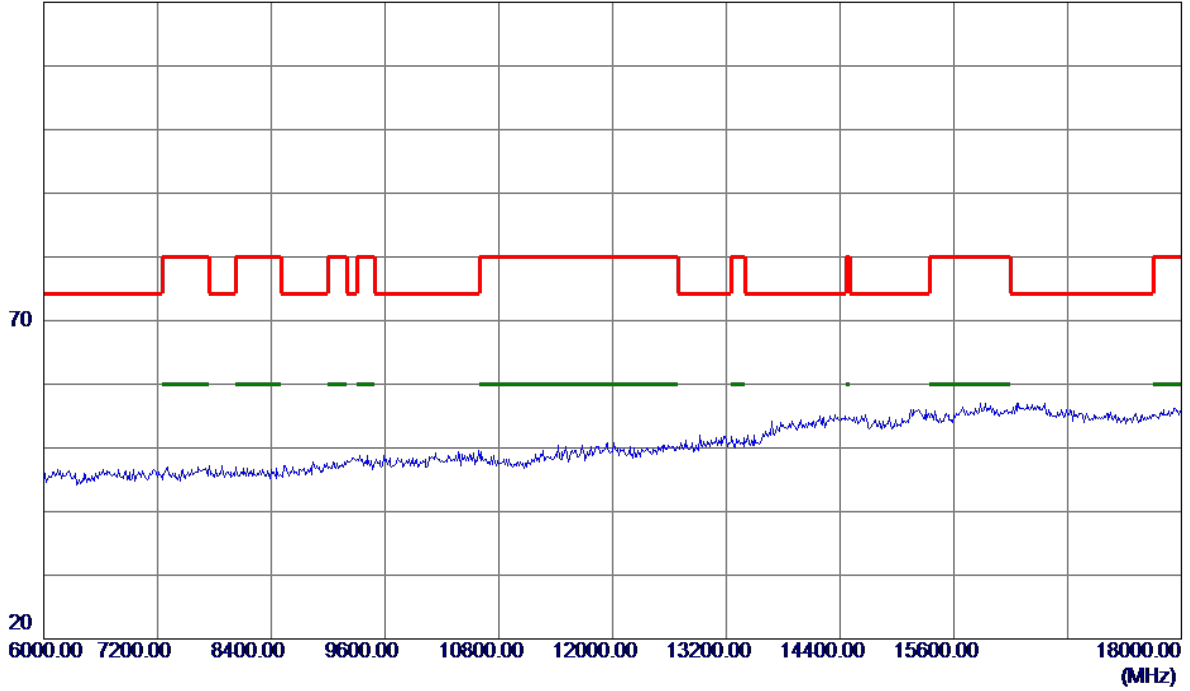


No.	Freq. MHz	Reading Level dBuV/m	Correct Factor dB	Measure ment dBuV/m	Limit dBuV/m	Margin dB	Detector	Comment
-----	--------------	----------------------------	-------------------------	---------------------------	-----------------	--------------	----------	---------

Orthogonal Axis :	X
Test Mode :	UNII-2A/ TX AC40 Mode 5310MHz

Horizontal

120 dBuV/m

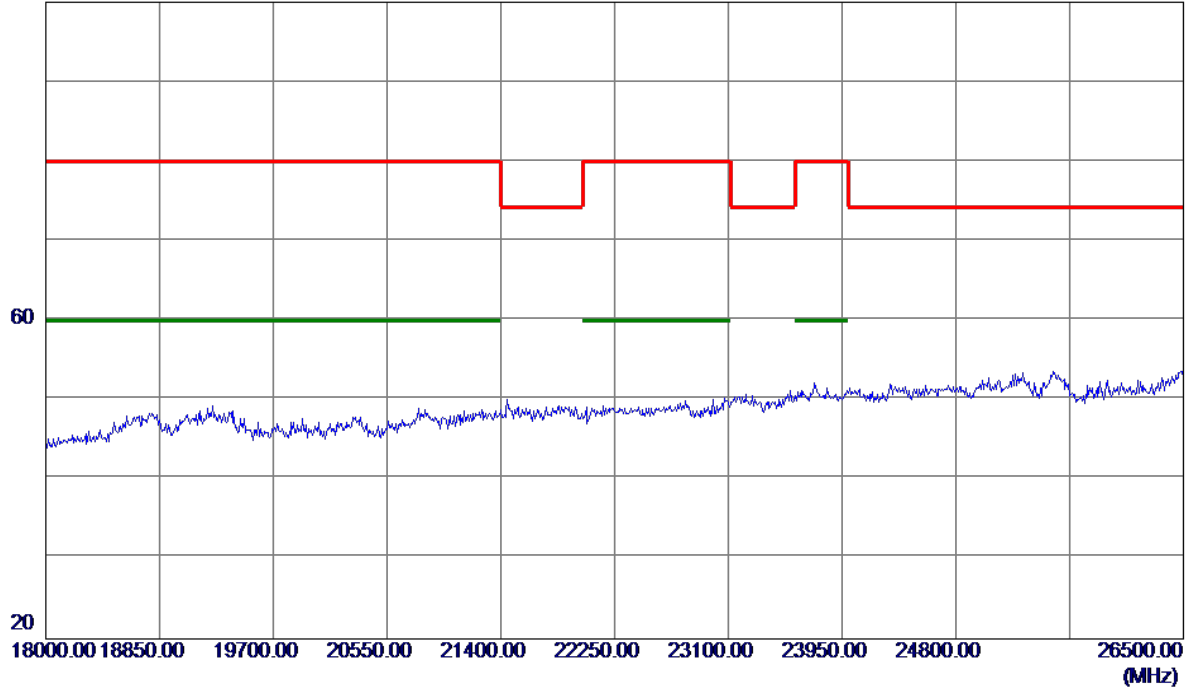


No.	Freq. MHz	Reading Level dBuV/m	Correct Factor dB	Measure ment dBuV/m	Limit dBuV/m	Margin dB	Detector	Comment
-----	--------------	----------------------------	-------------------------	---------------------------	-----------------	--------------	----------	---------

Orthogonal Axis :	X
Test Mode :	UNII-2A/ TX AC40 Mode 5310MHz

Horizontal

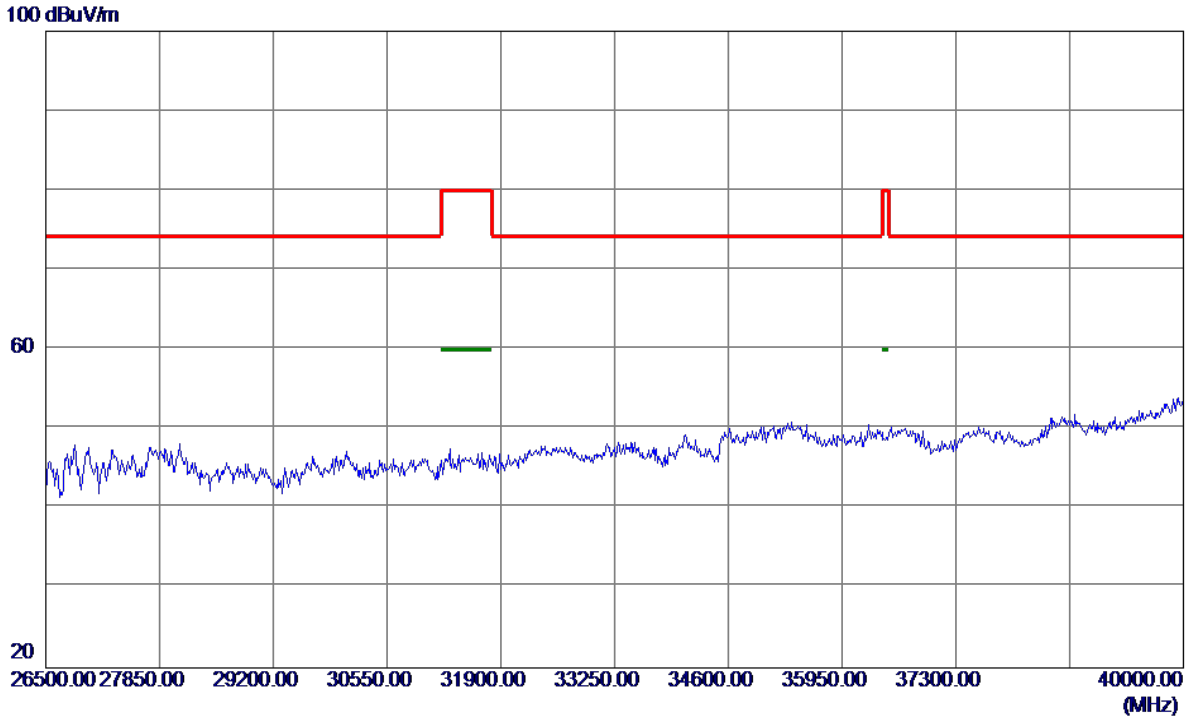
100 dBuV/m



No.	Freq. MHz	Reading Level dBuV/m	Correct Factor dB	Measure ment dBuV/m	Limit dBuV/m	Margin dB	Detector	Comment

Orthogonal Axis :	X
Test Mode :	UNII-2A/ TX AC40 Mode 5310MHz

Horizontal

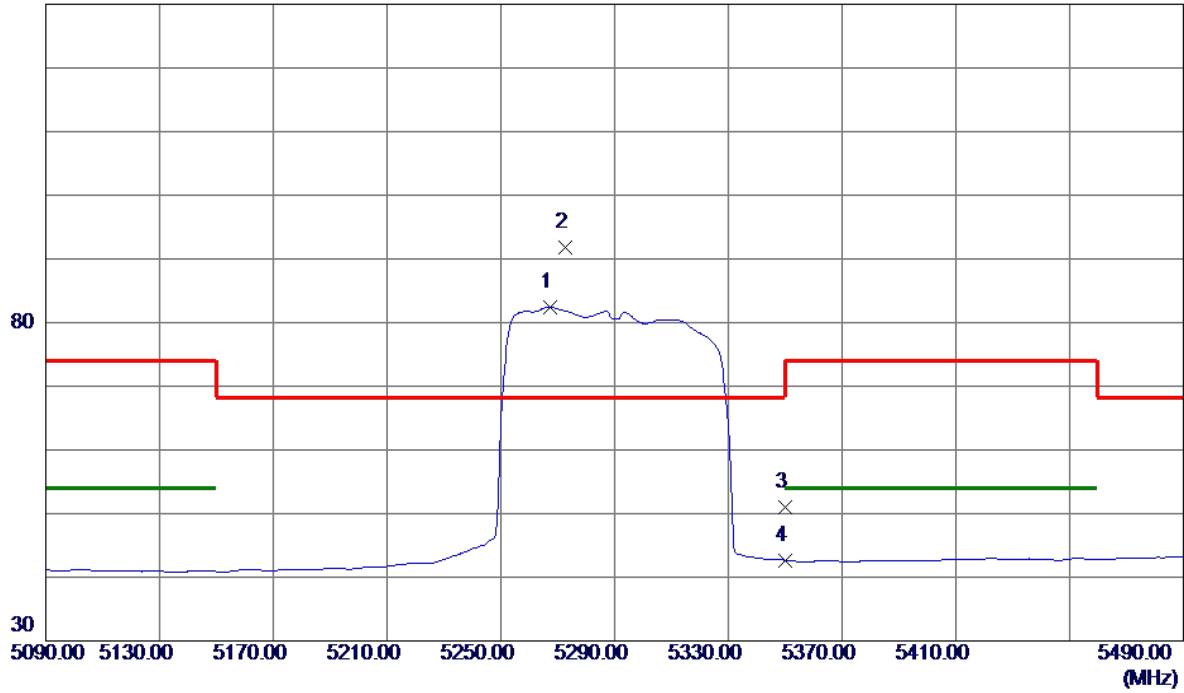


No.	Freq. MHz	Reading Level dBuV/m	Correct Factor dB	Measure ment dBuV/m	Limit dBuV/m	Margin dB	Detector	Comment

Orthogonal Axis :	X
Test Mode :	UNII-2A/ TX AC80 Mode 5290MHz

Vertical

130 dBuV/m

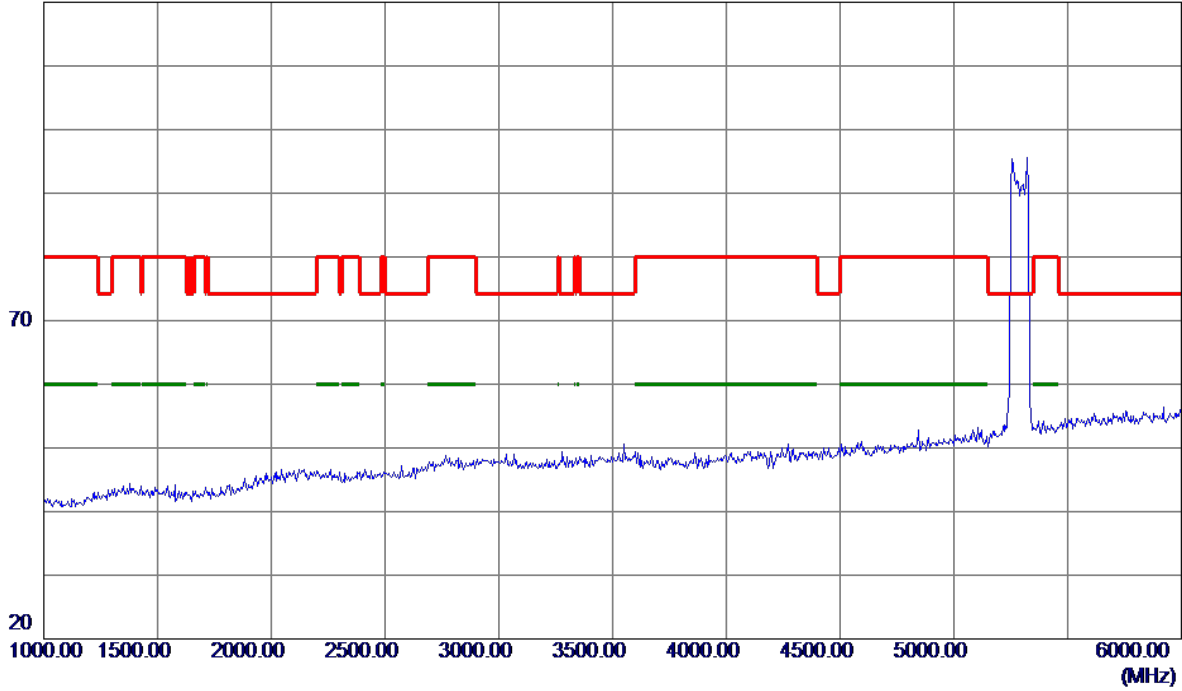


No.	Freq. MHz	Reading Level dBuV/m	Correct Factor dB	Measure ment dBuV/m	Limit dBuV/m	Margin dB	Detector	Comment
1	5267.2000	40.71	41.70	82.41	999.00	-916.59	AVG	No Limit
2 *	5272.8000	50.00	41.73	91.73	68.30	23.43	Peak	No Limit
3	5350.0000	8.92	42.12	51.04	68.30	-17.26	Peak	
4	5350.0000	0.57	42.12	42.69	999.00	-956.31	AVG	

Orthogonal Axis :	X
Test Mode :	UNII-2A/ TX AC80 Mode 5290MHz

Vertical

120 dBuV/m

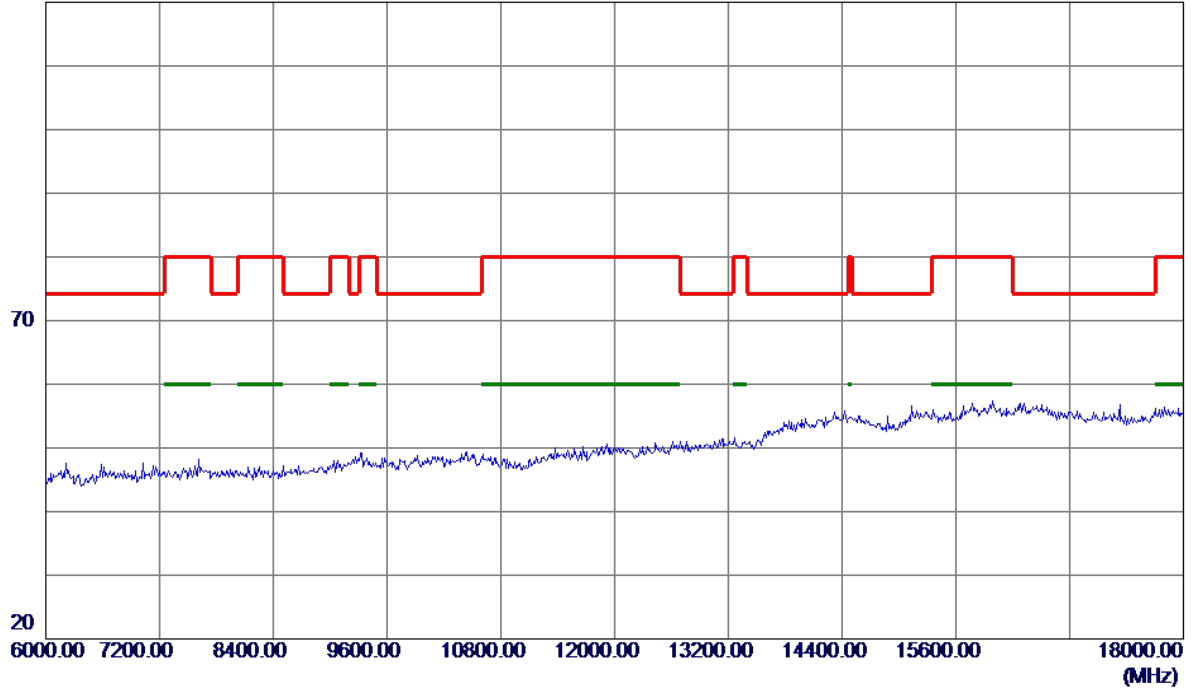


No.	Freq. MHz	Reading Level dBuV/m	Correct Factor dB	Measure ment dBuV/m	Limit dBuV/m	Margin dB	Detector	Comment
-----	--------------	----------------------------	-------------------------	---------------------------	-----------------	--------------	----------	---------

Orthogonal Axis :	X
Test Mode :	UNII-2A/ TX AC80 Mode 5290MHz

Vertical

120 dBuV/m

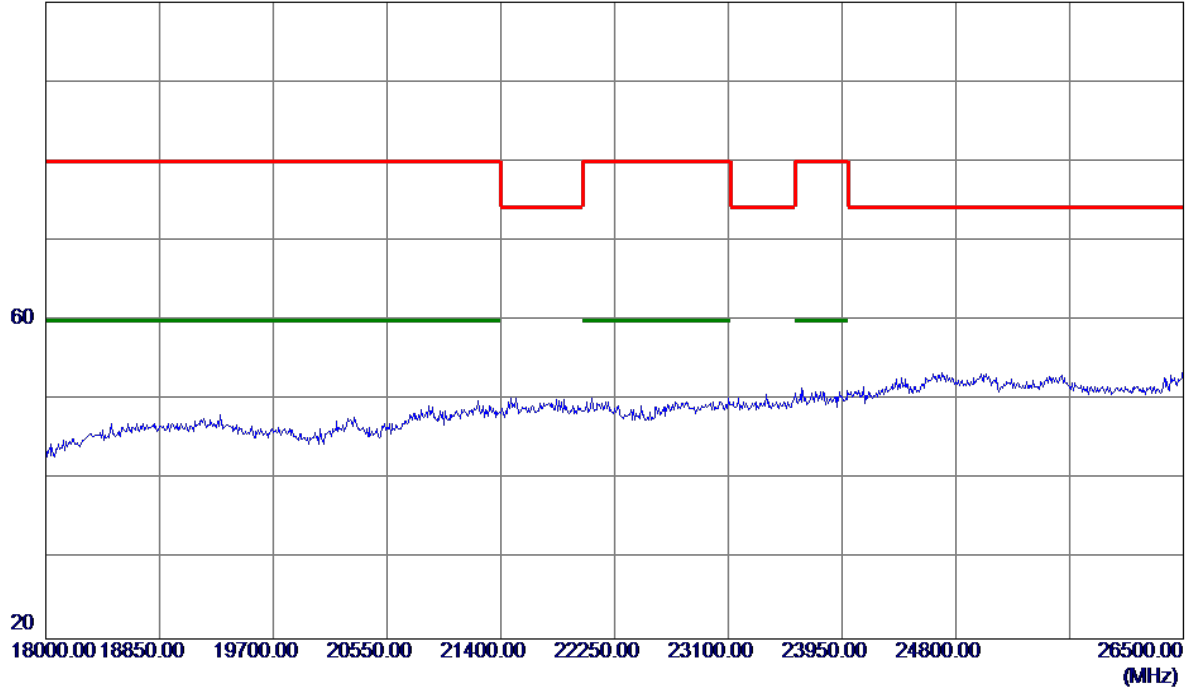


No.	Freq. MHz	Reading Level dBuV/m	Correct Factor dB	Measure ment dBuV/m	Limit dBuV/m	Margin dB	Detector	Comment
-----	--------------	----------------------------	-------------------------	---------------------------	-----------------	--------------	----------	---------

Orthogonal Axis :	X
Test Mode :	UNII-2A/ TX AC80 Mode 5290MHz

Vertical

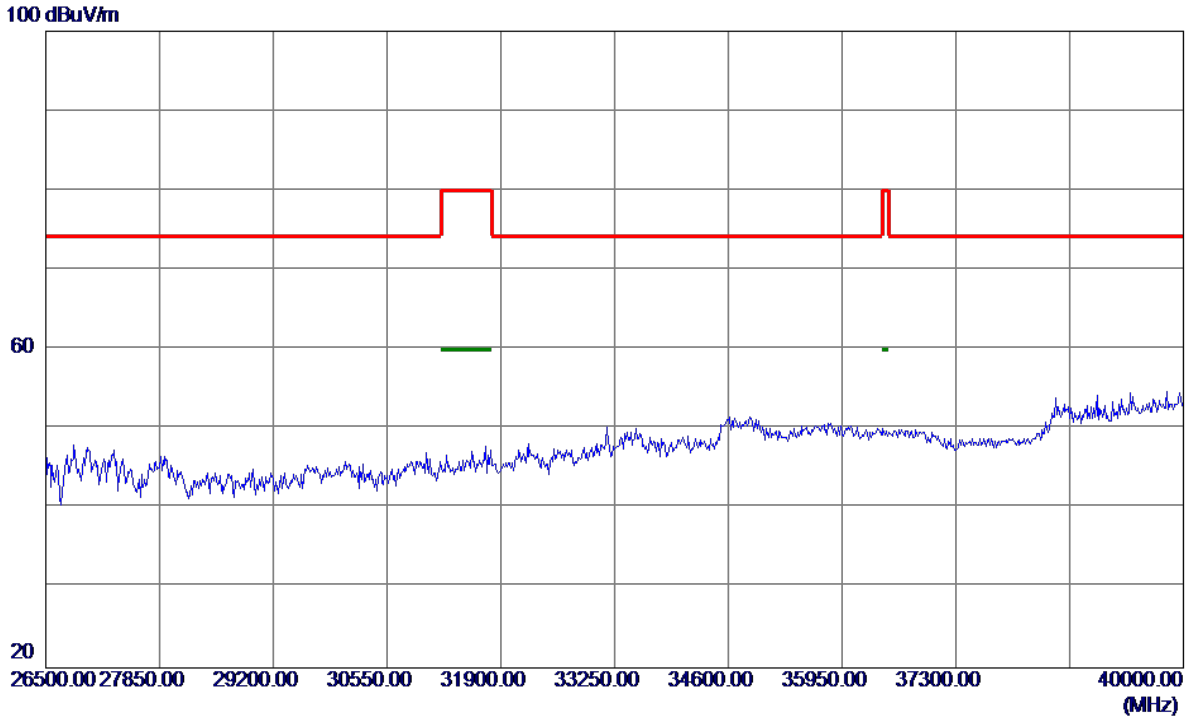
100 dBuV/m



No.	Freq. MHz	Reading Level dBuV/m	Correct Factor dB	Measure ment dBuV/m	Limit dBuV/m	Margin dB	Detector	Comment
-----	--------------	----------------------------	-------------------------	---------------------------	-----------------	--------------	----------	---------

Orthogonal Axis :	X
Test Mode :	UNII-2A/ TX AC80 Mode 5290MHz

Vertical

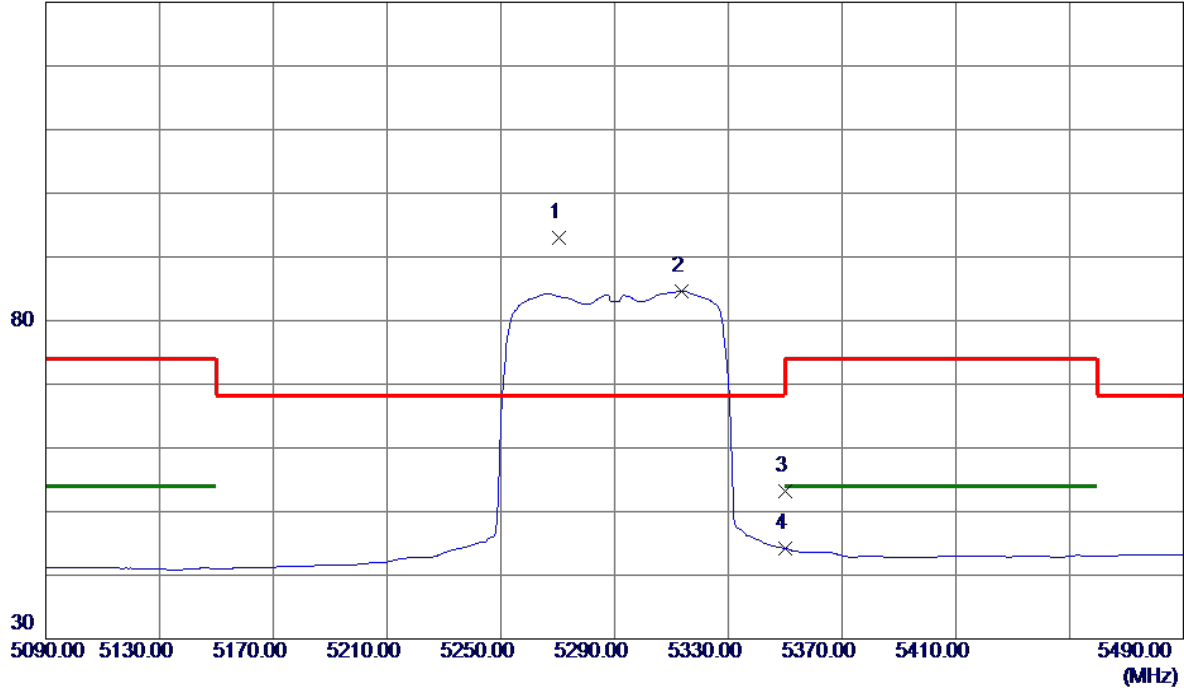


No.	Freq. MHz	Reading Level dBuV/m	Correct Factor dB	Measure ment dBuV/m	Limit dBuV/m	Margin dB	Detector	Comment

Orthogonal Axis :	X
Test Mode :	UNII-2A/ TX AC80 Mode 5290MHz

Horizontal

130 dBuV/m

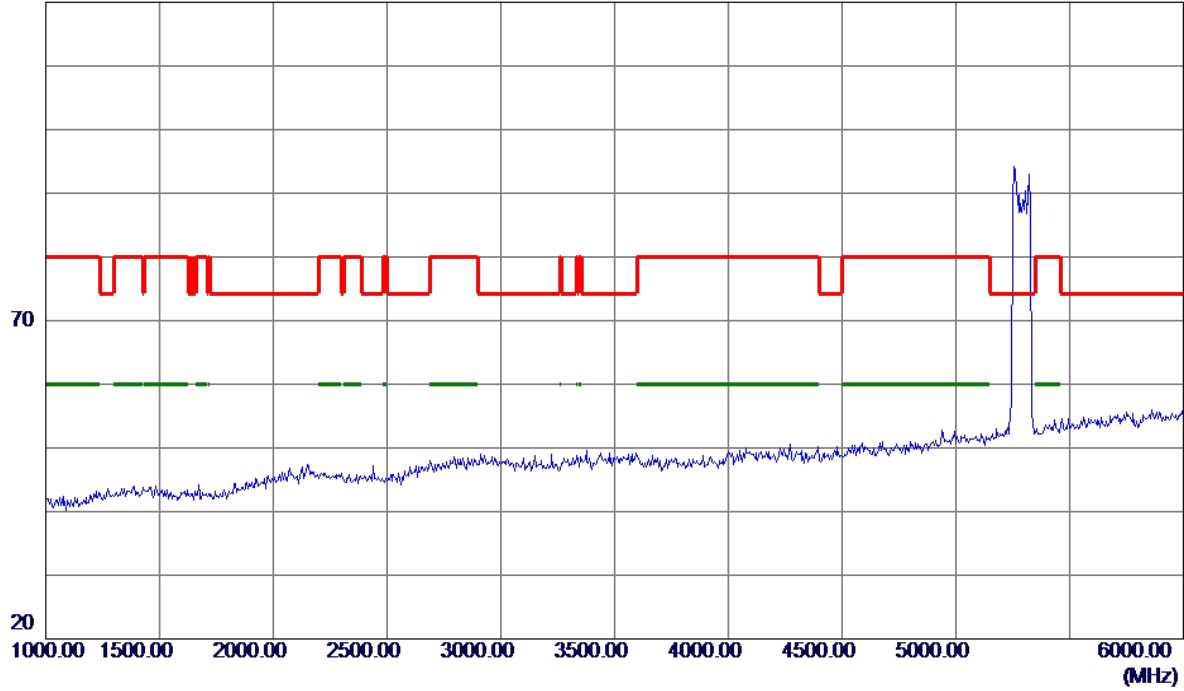


No.	Freq. MHz	Reading Level dBuV/m	Correct Factor dB	Measure ment dBuV/m	Limit dBuV/m	Margin dB	Detector	Comment
1 *	5270.4000	51.22	41.71	92.93	68.30	24.63	Peak	No Limit
2	5313.6000	42.73	41.93	84.66	999.00	-914.34	AVG	No Limit
3	5350.0000	11.06	42.12	53.18	68.30	-15.12	Peak	
4	5350.0000	2.10	42.12	44.22	999.00	-954.78	AVG	

Orthogonal Axis :	X
Test Mode :	UNII-2A/ TX AC80 Mode 5290MHz

Horizontal

120 dBuV/m

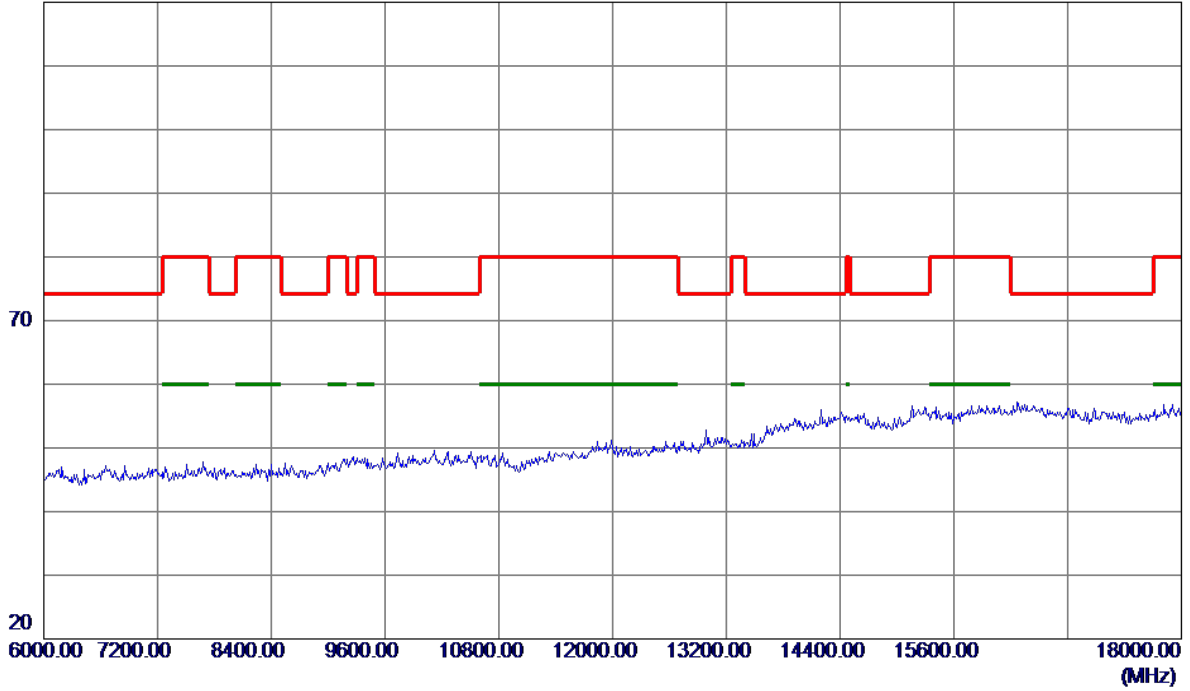


No.	Freq. MHz	Reading Level dBuV/m	Correct Factor dB	Measure ment dBuV/m	Limit dBuV/m	Margin dB	Detector	Comment
-----	--------------	----------------------------	-------------------------	---------------------------	-----------------	--------------	----------	---------

Orthogonal Axis :	X
Test Mode :	UNII-2A/ TX AC80 Mode 5290MHz

Horizontal

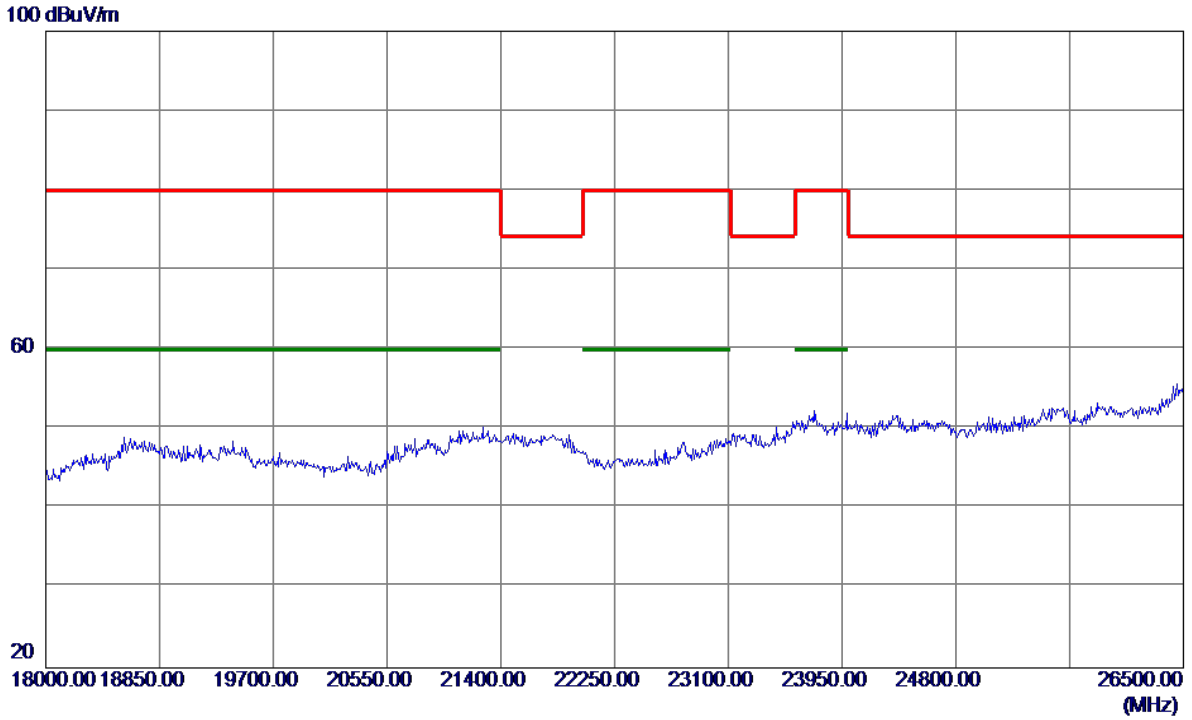
120 dBuV/m



No.	Freq. MHz	Reading Level dBuV/m	Correct Factor dB	Measure ment dBuV/m	Limit dBuV/m	Margin dB	Detector	Comment
-----	--------------	----------------------------	-------------------------	---------------------------	-----------------	--------------	----------	---------

Orthogonal Axis :	X
Test Mode :	UNII-2A/ TX AC80 Mode 5290MHz

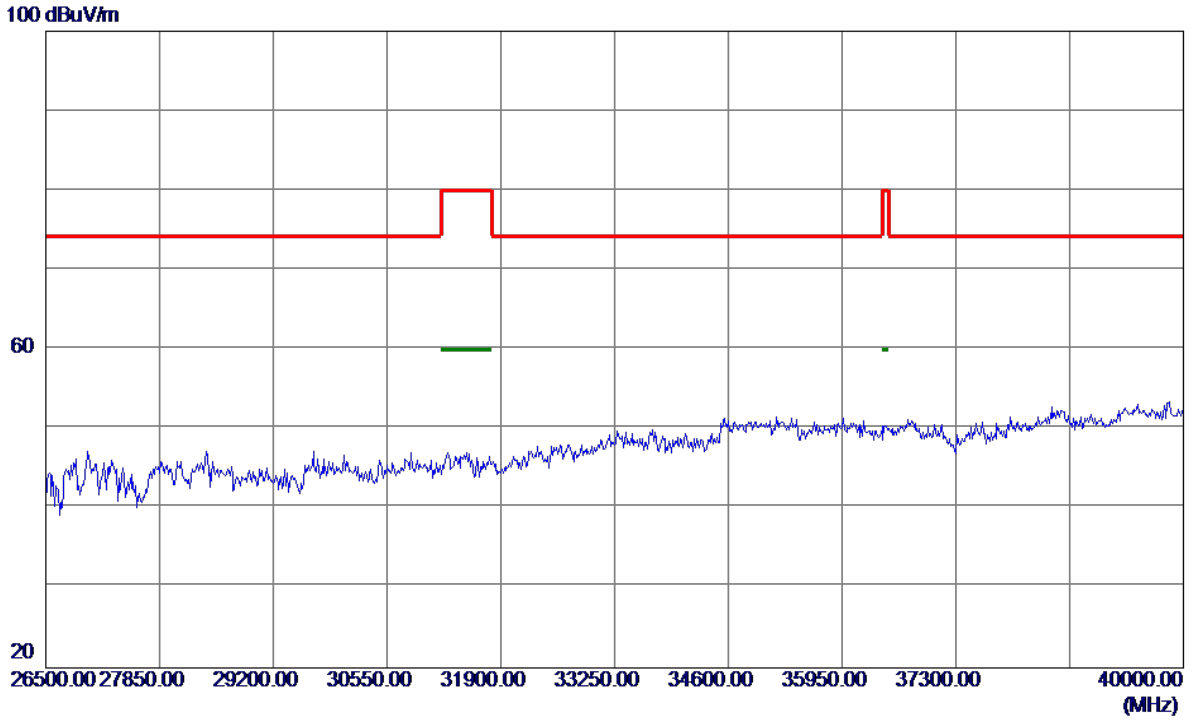
Horizontal



No.	Freq. MHz	Reading Level dBuV/m	Correct Factor dB	Measure ment dBuV/m	Limit dBuV/m	Margin dB	Detector	Comment

Orthogonal Axis :	X
Test Mode :	UNII-2A/ TX AC80 Mode 5290MHz

Horizontal

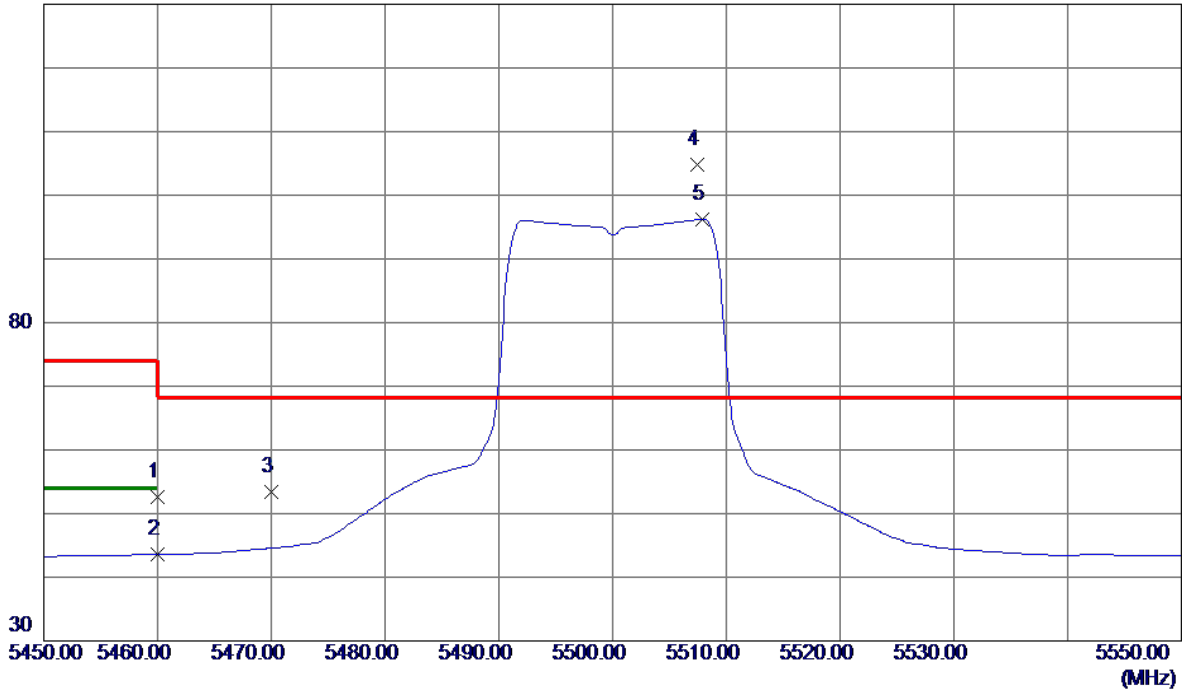


No.	Freq. MHz	Reading Level dBuV/m	Correct Factor dB	Measure ment dBuV/m	Limit dBuV/m	Margin dB	Detector	Comment
-----	--------------	----------------------------	-------------------------	---------------------------	-----------------	--------------	----------	---------

Orthogonal Axis :	X
Test Mode :	UNII-2C/ TX AC20 Mode 5500MHz

Vertical

130 dBuV/m

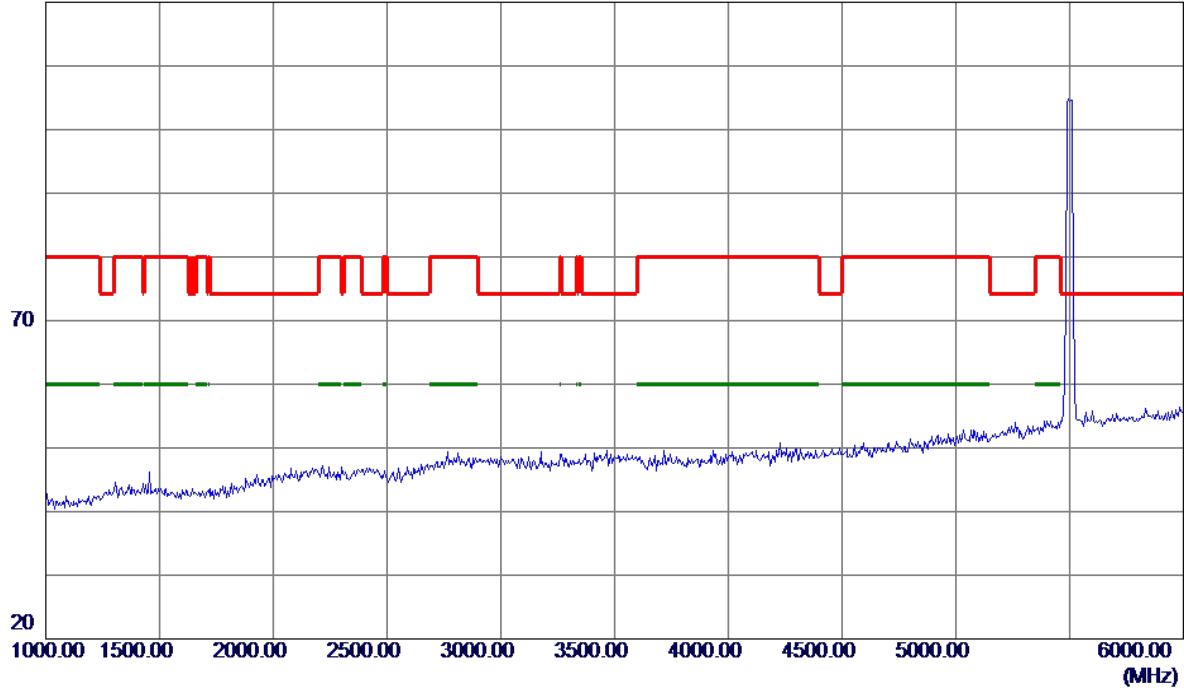


No.	Freq. MHz	Reading Level dBuV/m	Correct Factor dB	Measure ment dBuV/m	Limit dBuV/m	Margin dB	Detector	Comment
1	5460.0000	9.95	42.68	52.63	74.00	-21.37	Peak	
2	5460.0000	0.90	42.68	43.58	54.00	-10.42	AVG	
3	5470.0000	10.61	42.73	53.34	68.30	-14.96	Peak	
4 *	5507.4000	61.82	42.90	104.72	68.30	36.42	Peak	No Limit
5	5507.9000	53.35	42.90	96.25	999.00	-902.75	AVG	No Limit

Orthogonal Axis :	X
Test Mode :	UNII-2C/ TX AC20 Mode 5500MHz

Vertical

120 dBuV/m

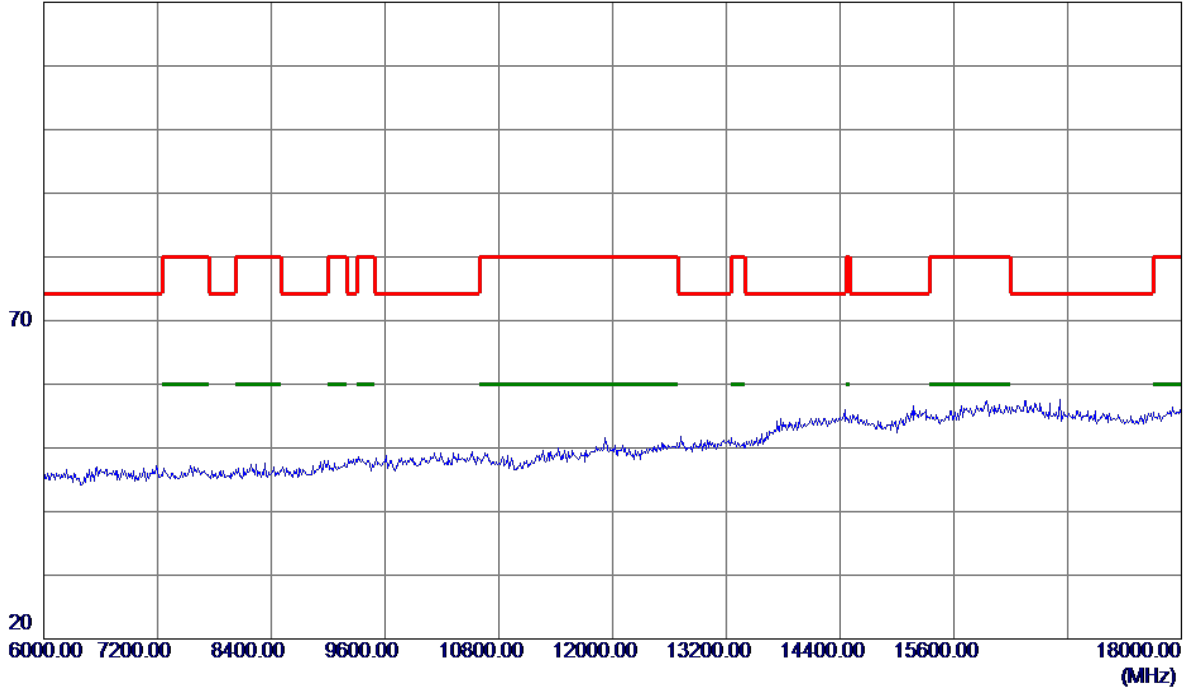


No.	Freq. MHz	Reading Level dBuV/m	Correct Factor dB	Measure ment dBuV/m	Limit dBuV/m	Margin dB	Detector	Comment
-----	--------------	----------------------------	-------------------------	---------------------------	-----------------	--------------	----------	---------

Orthogonal Axis :	X
Test Mode :	UNII-2C/ TX AC20 Mode 5500MHz

Vertical

120 dBuV/m

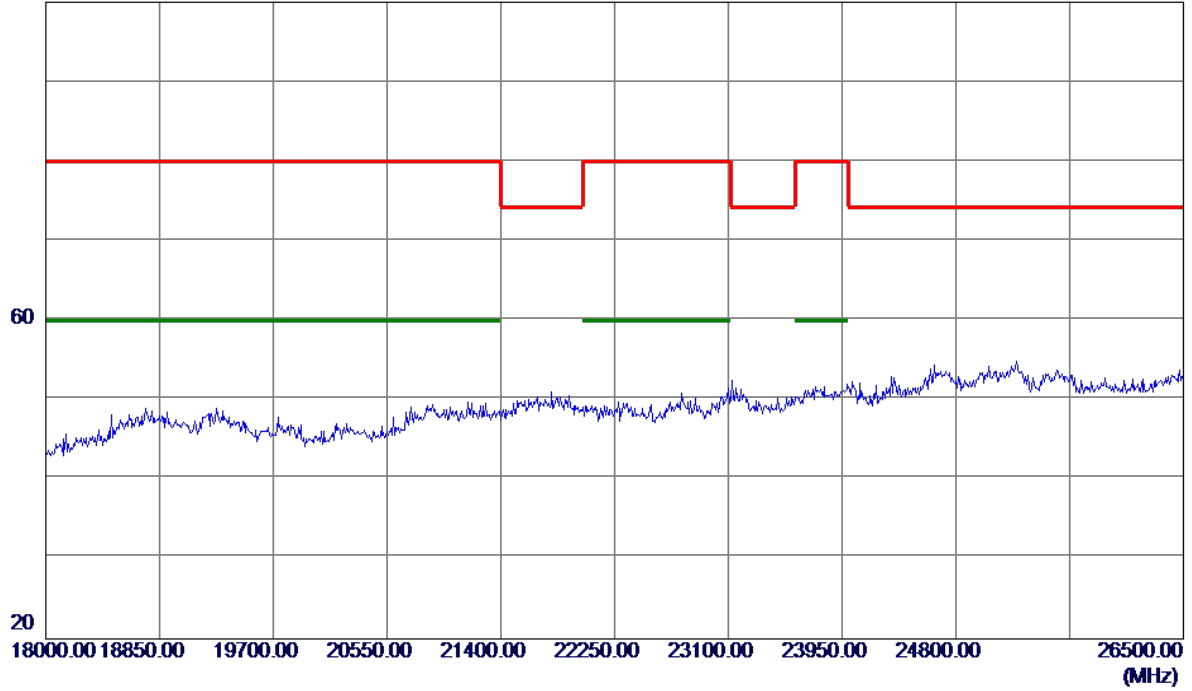


No.	Freq. MHz	Reading Level dBuV/m	Correct Factor dB	Measure ment dBuV/m	Limit dBuV/m	Margin dB	Detector	Comment
-----	--------------	----------------------------	-------------------------	---------------------------	-----------------	--------------	----------	---------

Orthogonal Axis :	X
Test Mode :	UNII-2C/ TX AC20 Mode 5500MHz

Vertical

100 dBuV/m

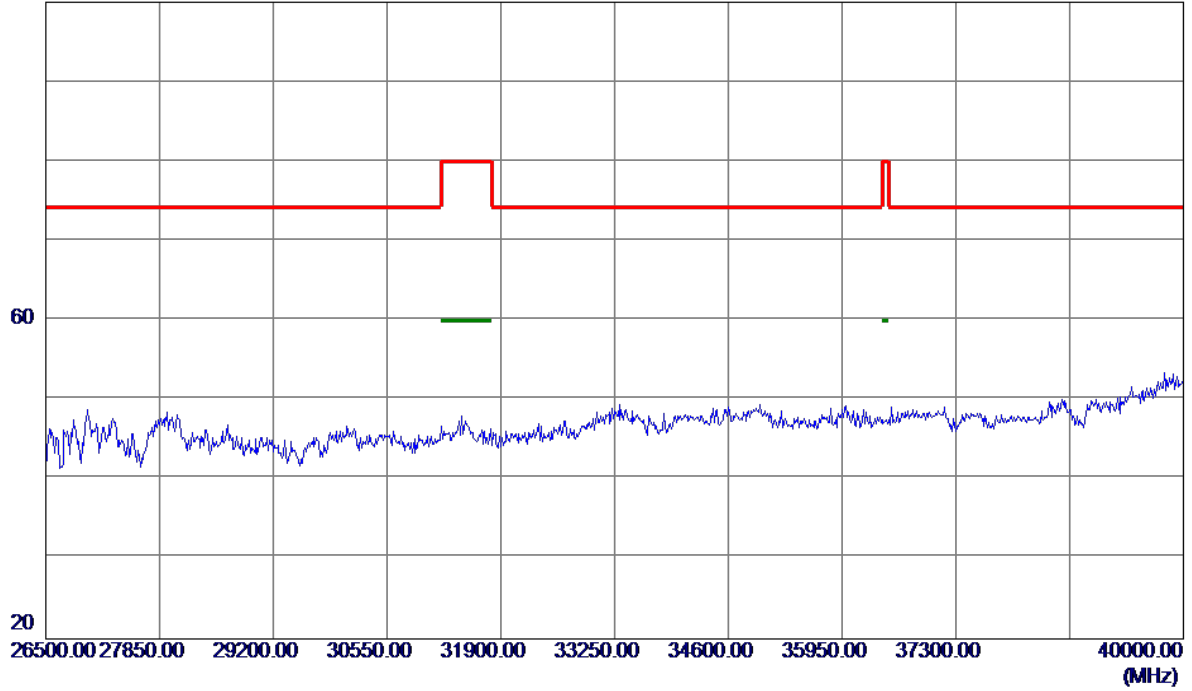


No.	Freq. MHz	Reading Level dBuV/m	Correct Factor dB	Measure ment dBuV/m	Limit dBuV/m	Margin dB	Detector	Comment

Orthogonal Axis :	X
Test Mode :	UNII-2C/ TX AC20 Mode 5500MHz

Vertical

100 dBuV/m

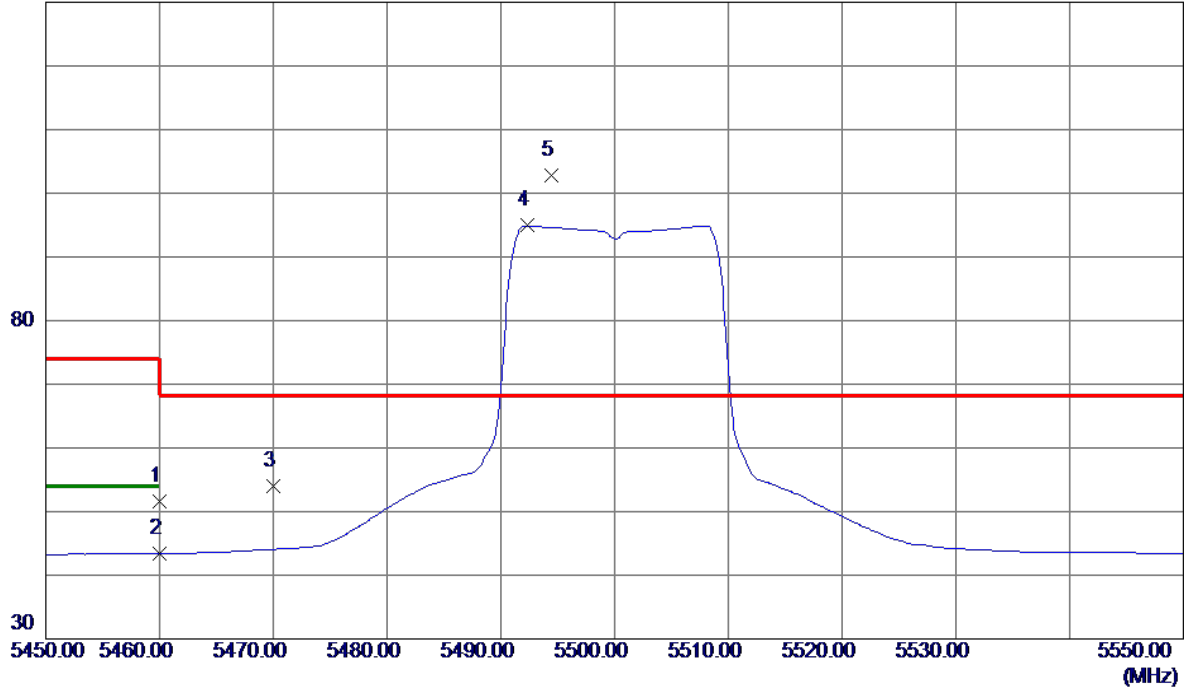


No.	Freq. MHz	Reading Level dBuV/m	Correct Factor dB	Measure ment dBuV/m	Limit dBuV/m	Margin dB	Detector	Comment
-----	--------------	----------------------------	-------------------------	---------------------------	-----------------	--------------	----------	---------

Orthogonal Axis :	X
Test Mode :	UNII-2C/ TX AC20 Mode 5500MHz

Horizontal

130 dBuV/m

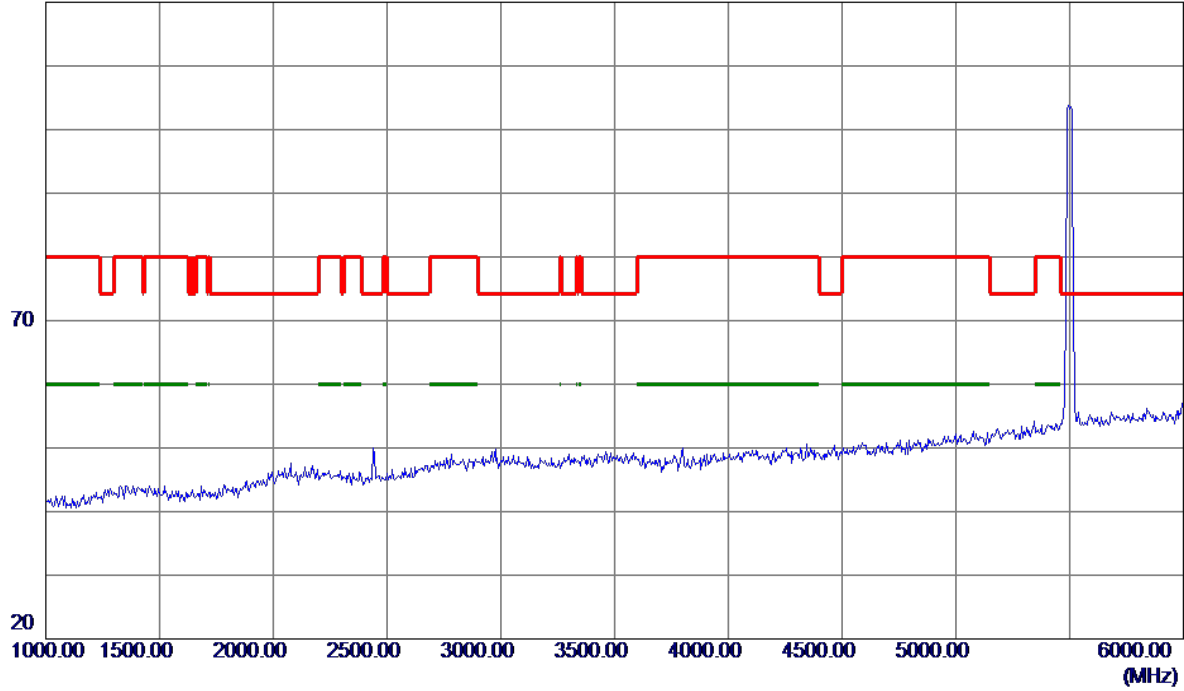


No.	Freq. MHz	Reading Level dBuV/m	Correct Factor dB	Measure ment dBuV/m	Limit dBuV/m	Margin dB	Detector	Comment
1	5460.0000	8.88	42.68	51.56	74.00	-22.44	Peak	
2	5460.0000	0.78	42.68	43.46	54.00	-10.54	AVG	
3	5470.0000	11.33	42.73	54.06	68.30	-14.24	Peak	
4	5492.3000	52.06	42.84	94.90	999.00	-904.10	AVG	No Limit
5 *	5494.4000	60.04	42.85	102.89	68.30	34.59	Peak	No Limit

Orthogonal Axis :	X
Test Mode :	UNII-2C/ TX AC20 Mode 5500MHz

Horizontal

120 dBuV/m

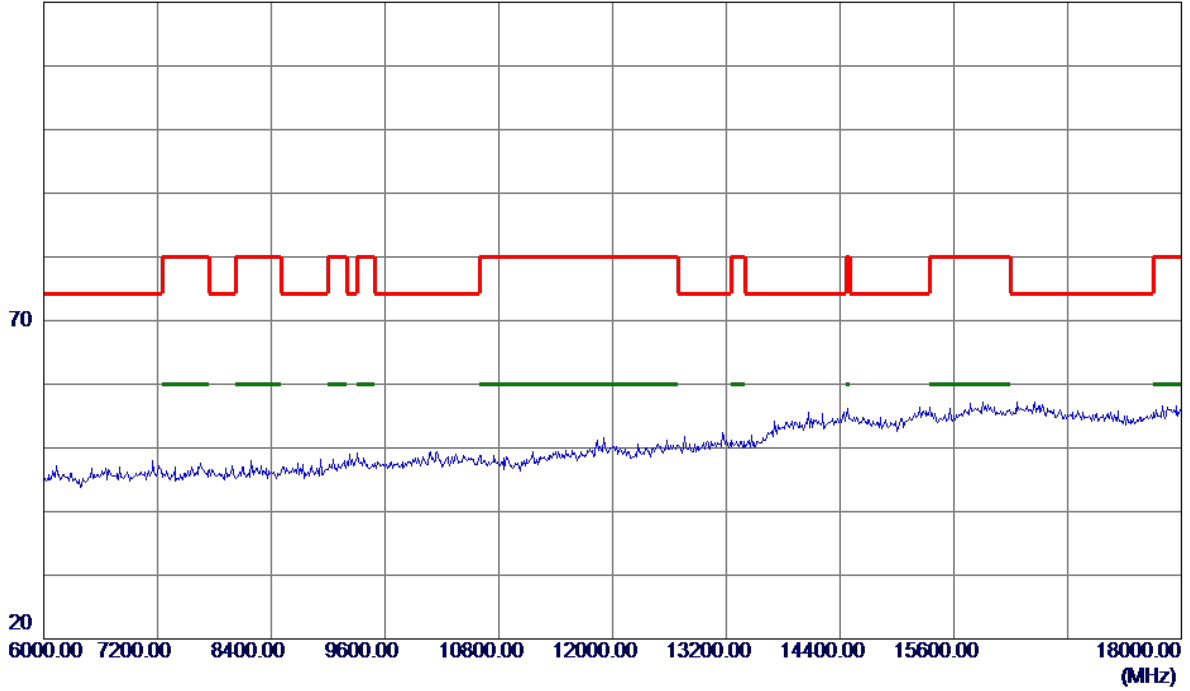


No.	Freq. MHz	Reading Level dBuV/m	Correct Factor dB	Measure ment dBuV/m	Limit dBuV/m	Margin dB	Detector	Comment
-----	--------------	----------------------------	-------------------------	---------------------------	-----------------	--------------	----------	---------

Orthogonal Axis :	X
Test Mode :	UNII-2C/ TX AC20 Mode 5500MHz

Horizontal

120 dBuV/m

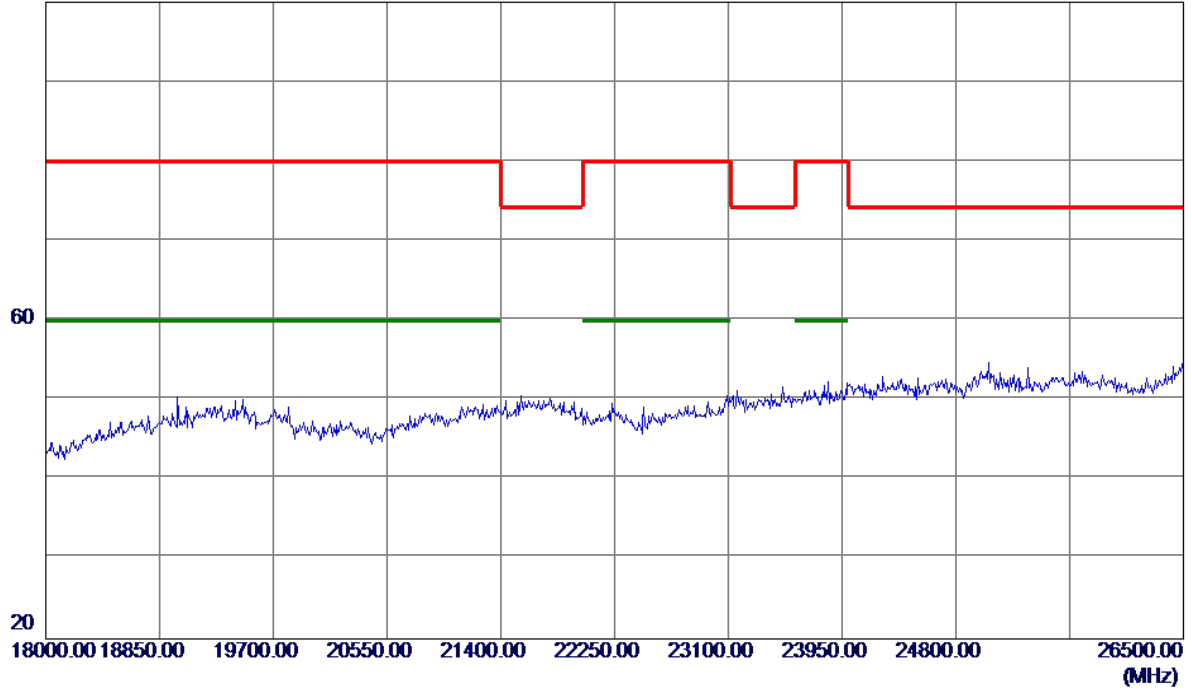


No.	Freq. MHz	Reading Level dBuV/m	Correct Factor dB	Measure ment dBuV/m	Limit dBuV/m	Margin dB	Detector	Comment
-----	--------------	----------------------------	-------------------------	---------------------------	-----------------	--------------	----------	---------

Orthogonal Axis :	X
Test Mode :	UNII-2C/ TX AC20 Mode 5500MHz

Horizontal

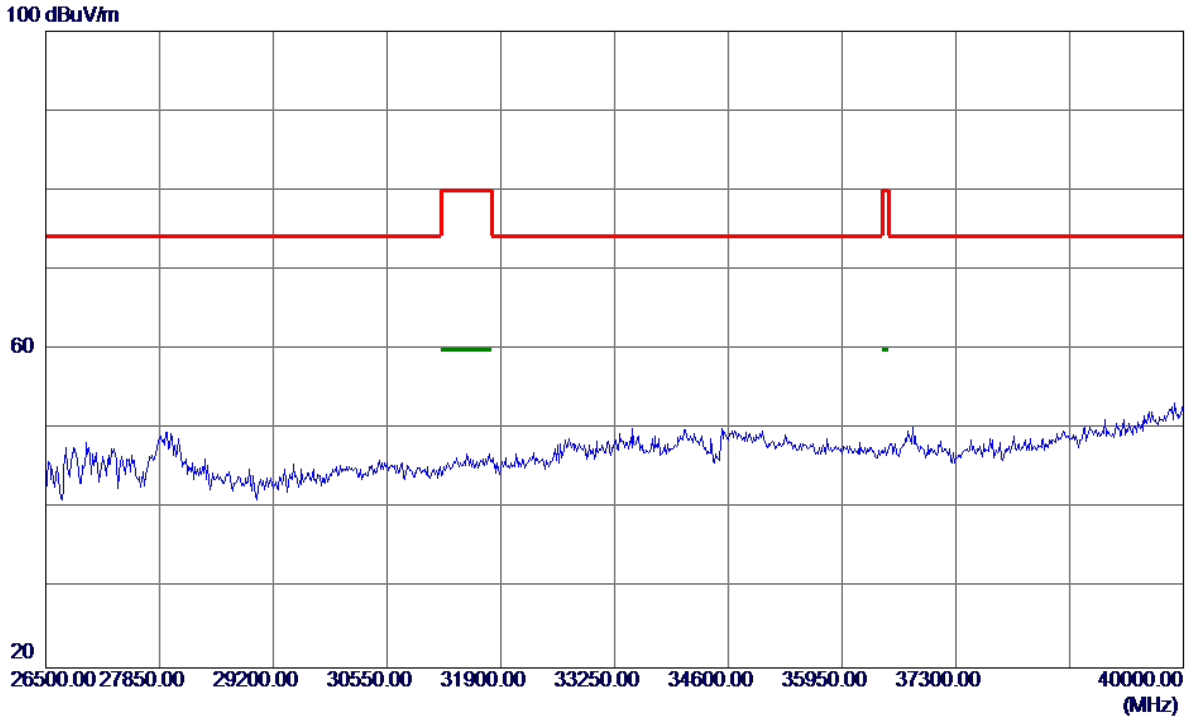
100 dBuV/m



No.	Freq. MHz	Reading Level dBuV/m	Correct Factor dB	Measure ment dBuV/m	Limit dBuV/m	Margin dB	Detector	Comment
-----	--------------	----------------------------	-------------------------	---------------------------	-----------------	--------------	----------	---------

Orthogonal Axis :	X
Test Mode :	UNII-2C/ TX AC20 Mode 5500MHz

Horizontal

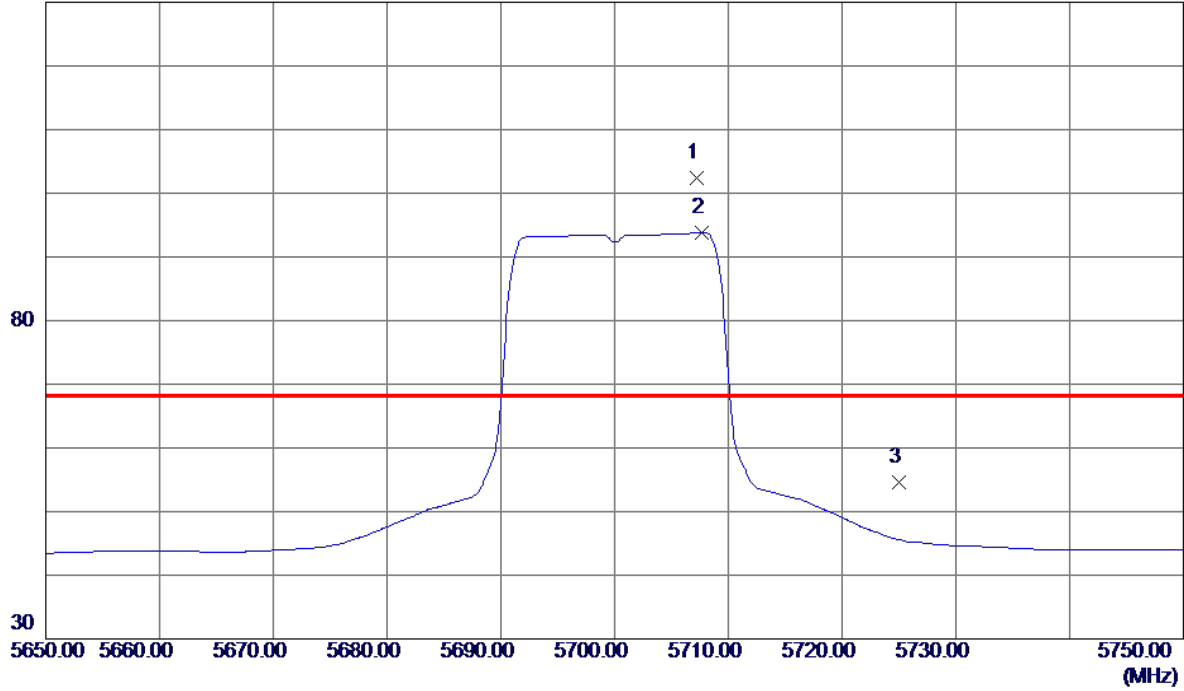


No.	Freq. MHz	Reading Level dBuV/m	Correct Factor dB	Measure ment dBuV/m	Limit dBuV/m	Margin dB	Detector	Comment

Orthogonal Axis :	X
Test Mode :	UNII-2C/ TX AC20 Mode 5700MHz

Vertical

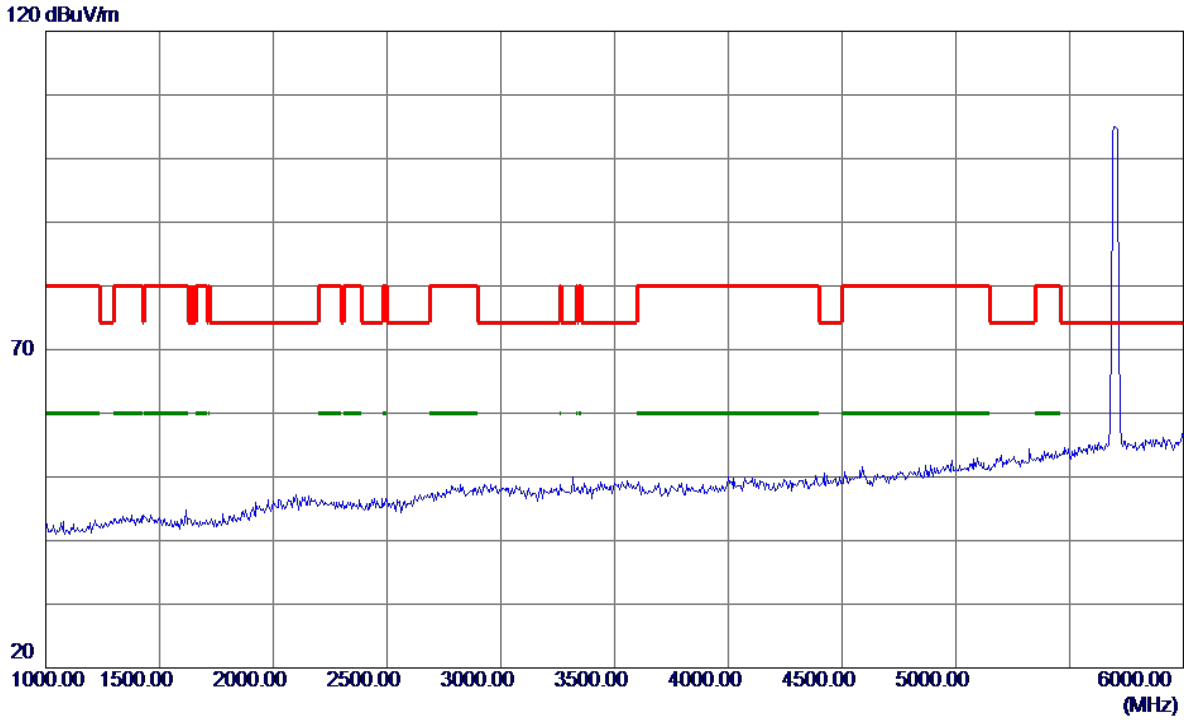
130 dBuV/m



No.	Freq. MHz	Reading Level dBuV/m	Correct Factor dB	Measure ment dBuV/m	Limit dBuV/m	Margin dB	Detector	Comment
1 *	5707.2000	58.91	43.51	102.42	68.30	34.12	Peak	No Limit
2	5707.7000	50.31	43.51	93.82	999.00	-905.18	AVG	No Limit
3	5725.0000	11.01	43.56	54.57	68.30	-13.73	Peak	

Orthogonal Axis :	X
Test Mode :	UNII-2C/ TX AC20 Mode 5700MHz

Vertical

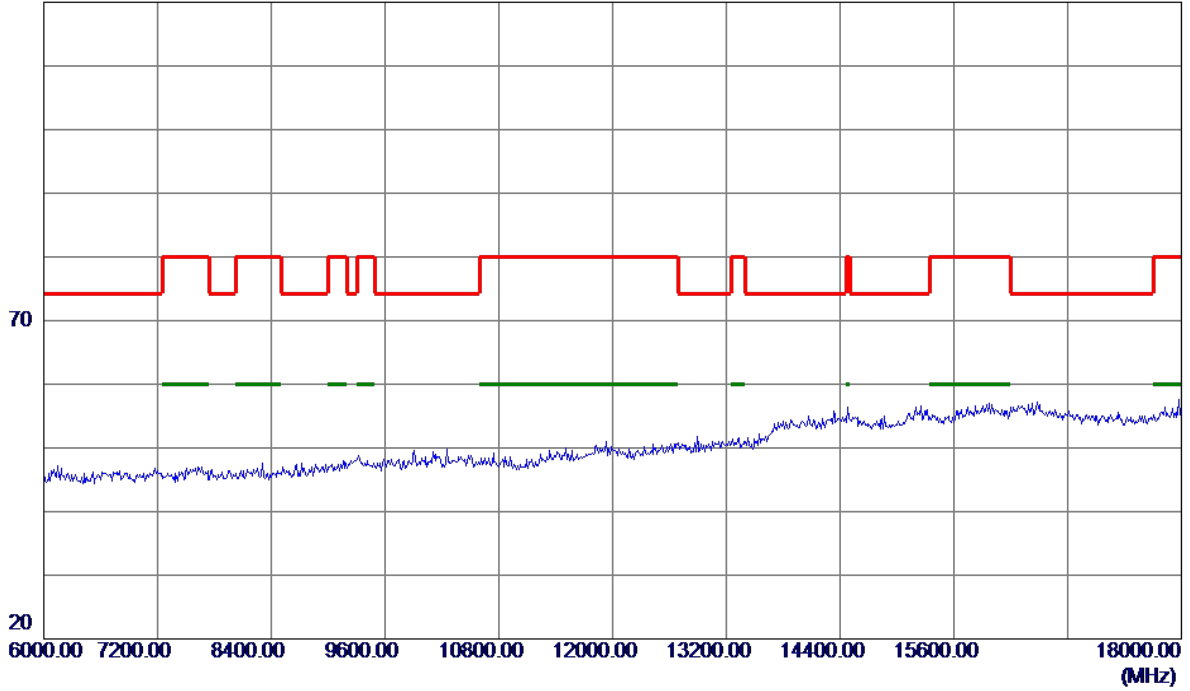


No.	Freq. MHz	Reading Level dBuV/m	Correct Factor dB	Measure ment dBuV/m	Limit dBuV/m	Margin dB	Detector	Comment
-----	--------------	----------------------------	-------------------------	---------------------------	-----------------	--------------	----------	---------

Orthogonal Axis :	X
Test Mode :	UNII-2C/ TX AC20 Mode 5700MHz

Vertical

120 dBuV/m

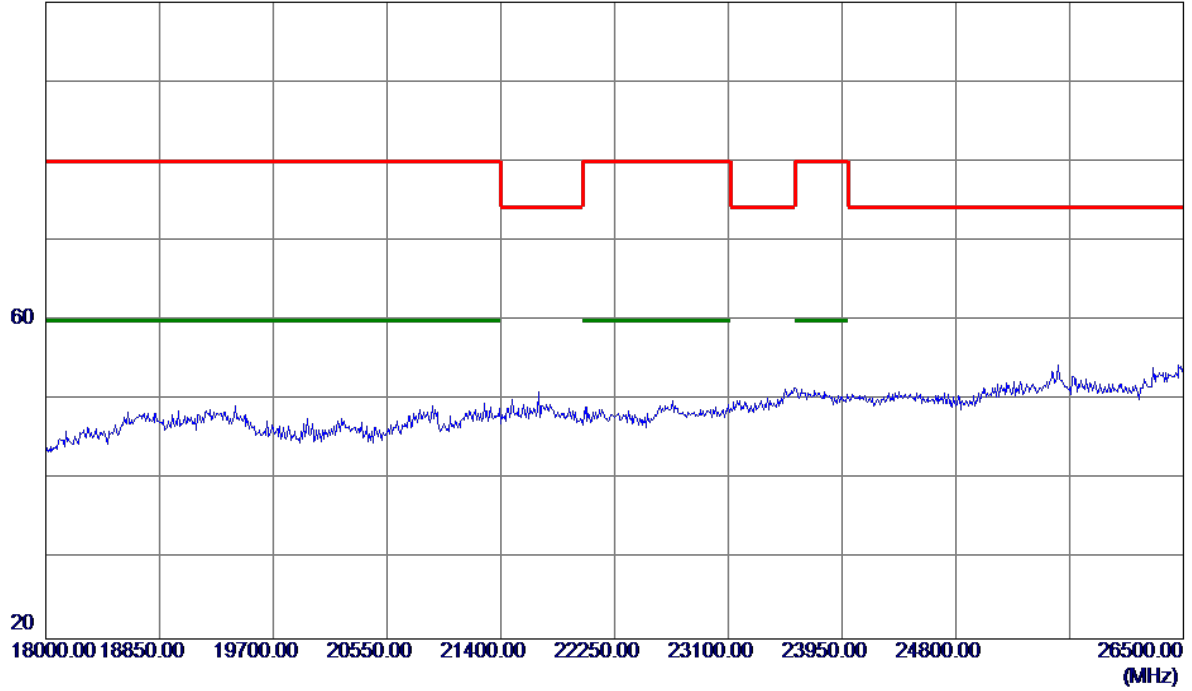


No.	Freq. MHz	Reading Level dBuV/m	Correct Factor dB	Measure ment dBuV/m	Limit dBuV/m	Margin dB	Detector	Comment
-----	--------------	----------------------------	-------------------------	---------------------------	-----------------	--------------	----------	---------

Orthogonal Axis :	X
Test Mode :	UNII-2C/ TX AC20 Mode 5700MHz

Vertical

100 dBuV/m

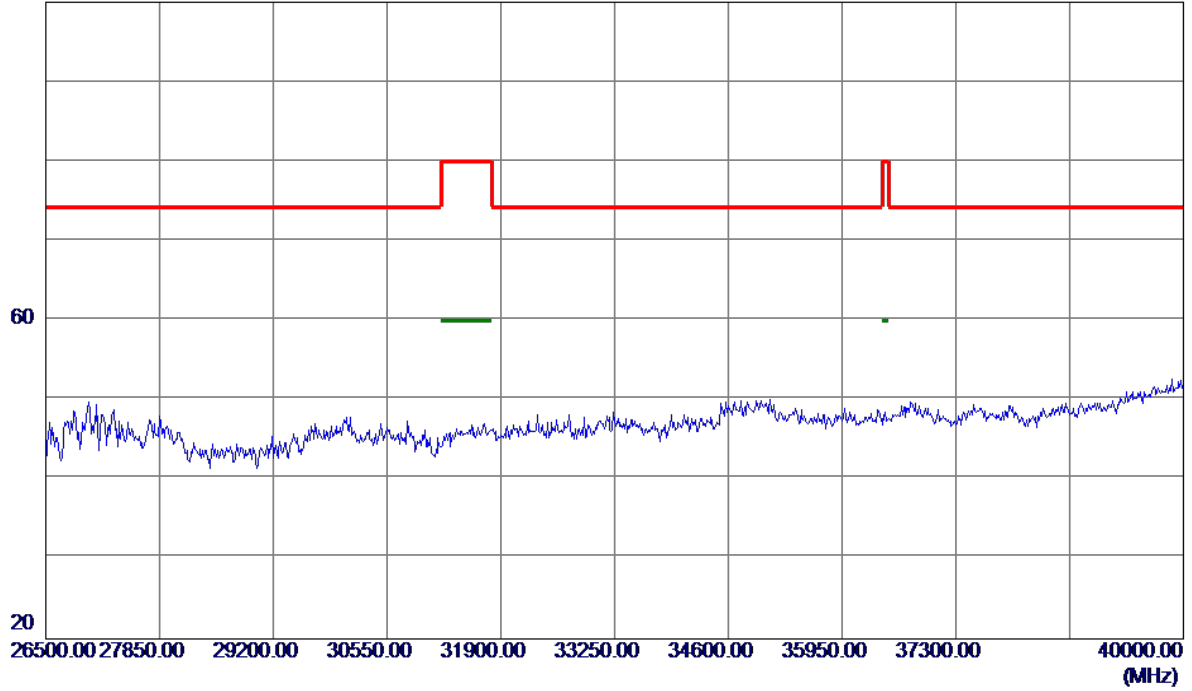


No.	Freq. MHz	Reading Level dBuV/m	Correct Factor dB	Measure ment dBuV/m	Limit dBuV/m	Margin dB	Detector	Comment

Orthogonal Axis :	X
Test Mode :	UNII-2C/ TX AC20 Mode 5700MHz

Vertical

100 dBuV/m

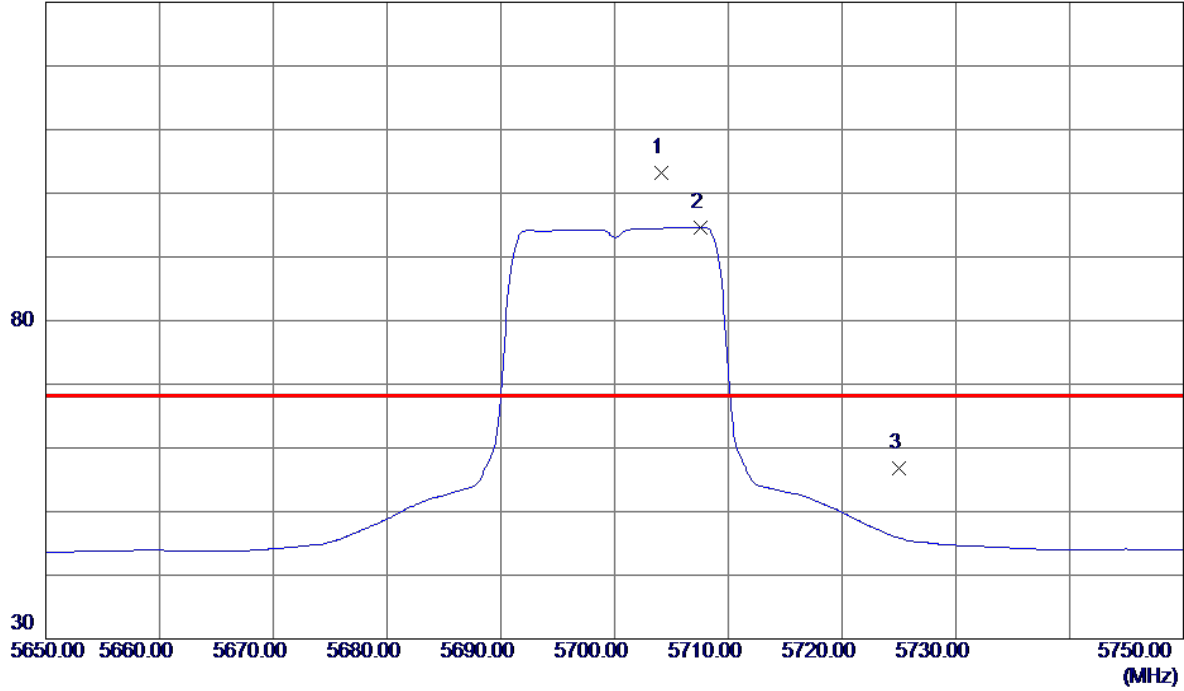


No.	Freq. MHz	Reading Level dBuV/m	Correct Factor dB	Measure ment dBuV/m	Limit dBuV/m	Margin dB	Detector	Comment
-----	--------------	----------------------------	-------------------------	---------------------------	-----------------	--------------	----------	---------

Orthogonal Axis :	X
Test Mode :	UNII-2C/ TX AC20 Mode 5700MHz

Horizontal

130 dBuV/m

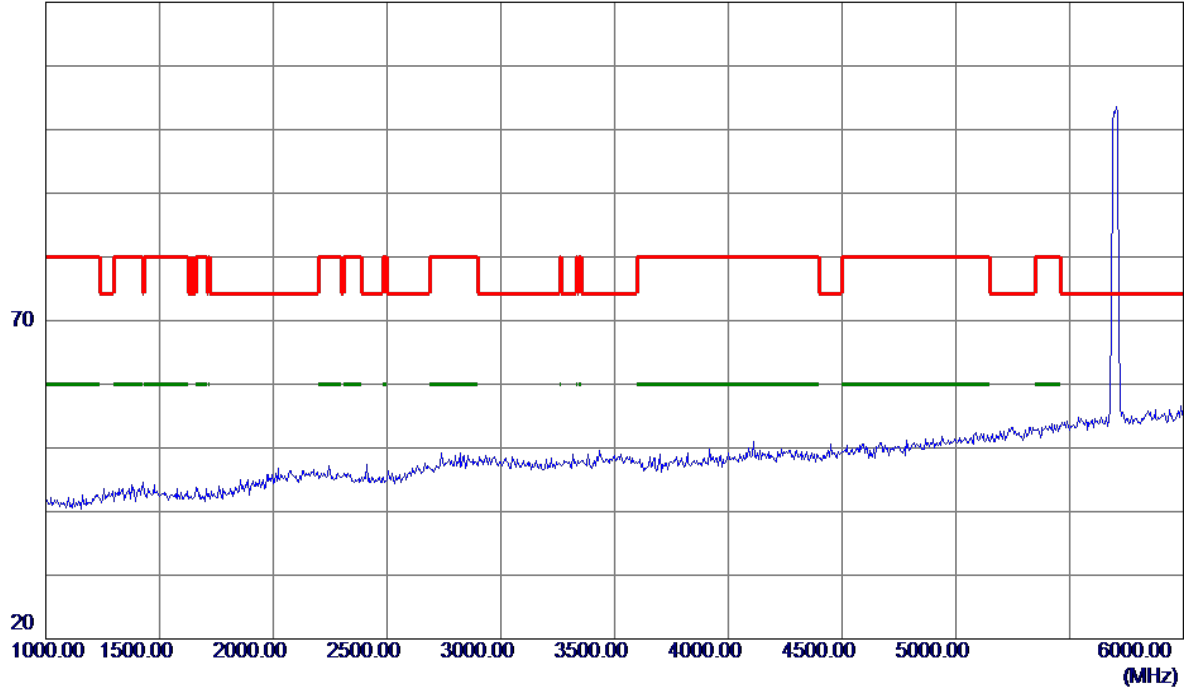


No.	Freq. MHz	Reading Level dBuV/m	Correct Factor dB	Measure ment dBuV/m	Limit dBuV/m	Margin dB	Detector	Comment
1 *	5704.1000	59.72	43.50	103.22	68.30	34.92	Peak	No Limit
2	5707.6000	51.12	43.51	94.63	999.00	-904.37	AVG	No Limit
3	5725.0000	13.26	43.56	56.82	68.30	-11.48	Peak	

Orthogonal Axis :	X
Test Mode :	UNII-2C/ TX AC20 Mode 5700MHz

Horizontal

120 dBuV/m

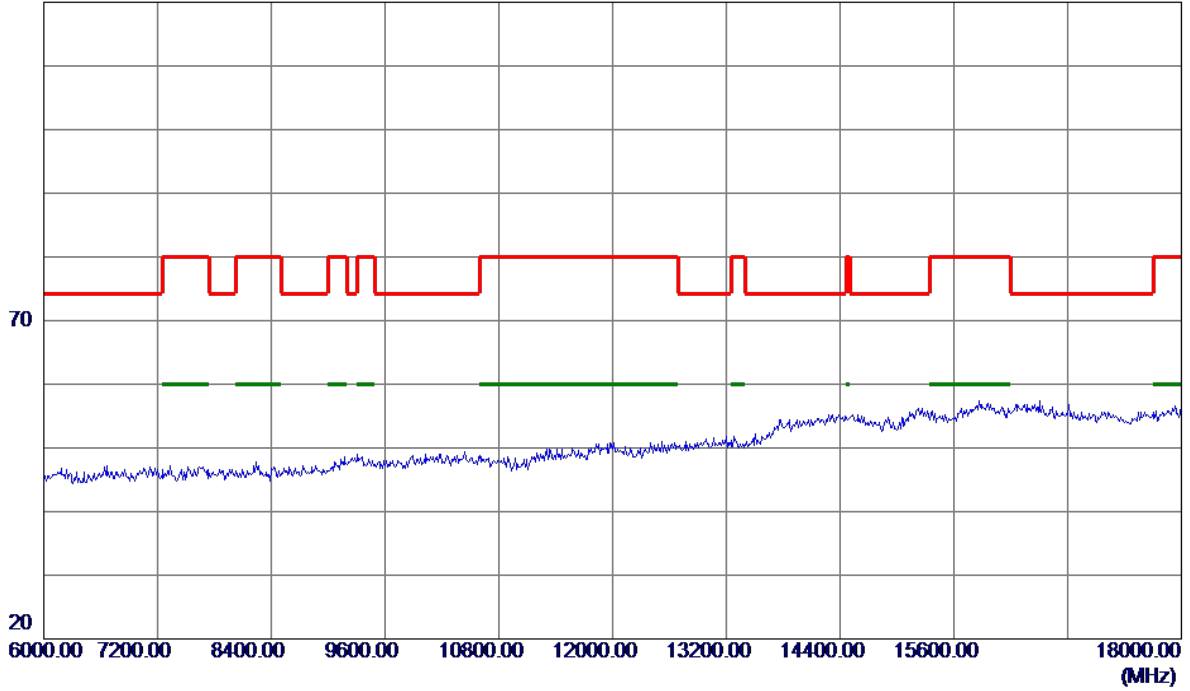


No.	Freq. MHz	Reading Level dBuV/m	Correct Factor dB	Measure ment dBuV/m	Limit dBuV/m	Margin dB	Detector	Comment
-----	--------------	----------------------------	-------------------------	---------------------------	-----------------	--------------	----------	---------

Orthogonal Axis :	X
Test Mode :	UNII-2C/ TX AC20 Mode 5700MHz

Horizontal

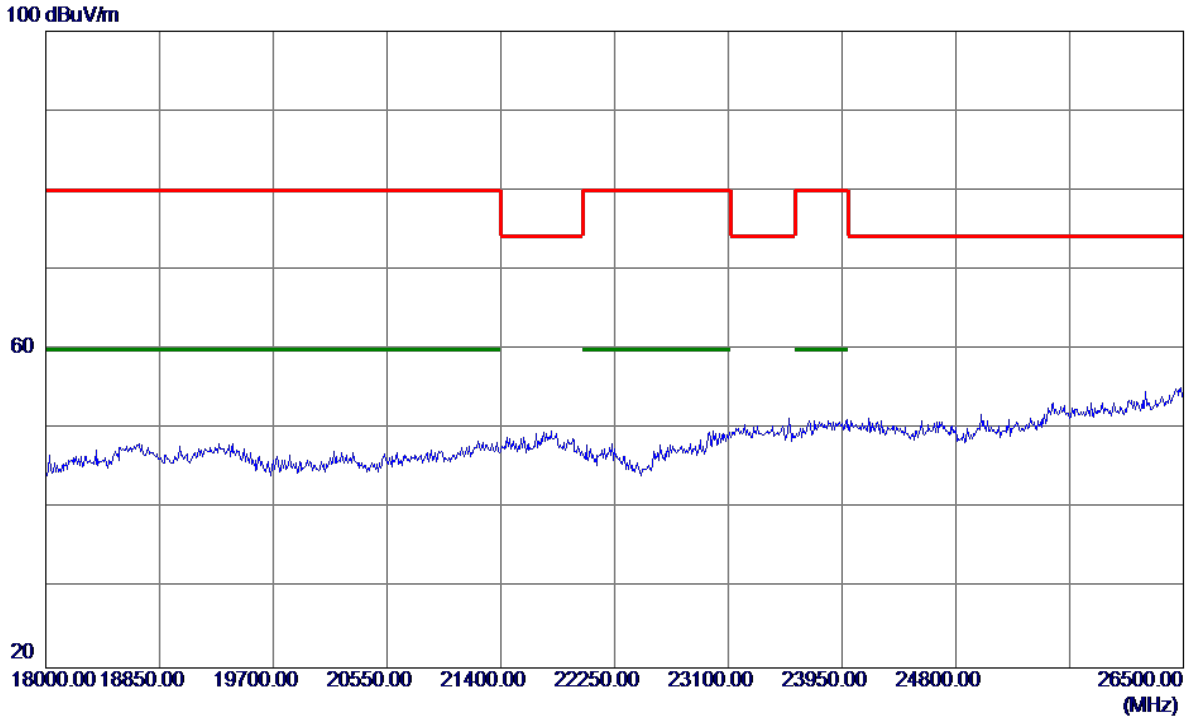
120 dBuV/m



No.	Freq. MHz	Reading Level dBuV/m	Correct Factor dB	Measure ment dBuV/m	Limit dBuV/m	Margin dB	Detector	Comment
-----	--------------	----------------------------	-------------------------	---------------------------	-----------------	--------------	----------	---------

Orthogonal Axis :	X
Test Mode :	UNII-2C/ TX AC20 Mode 5700MHz

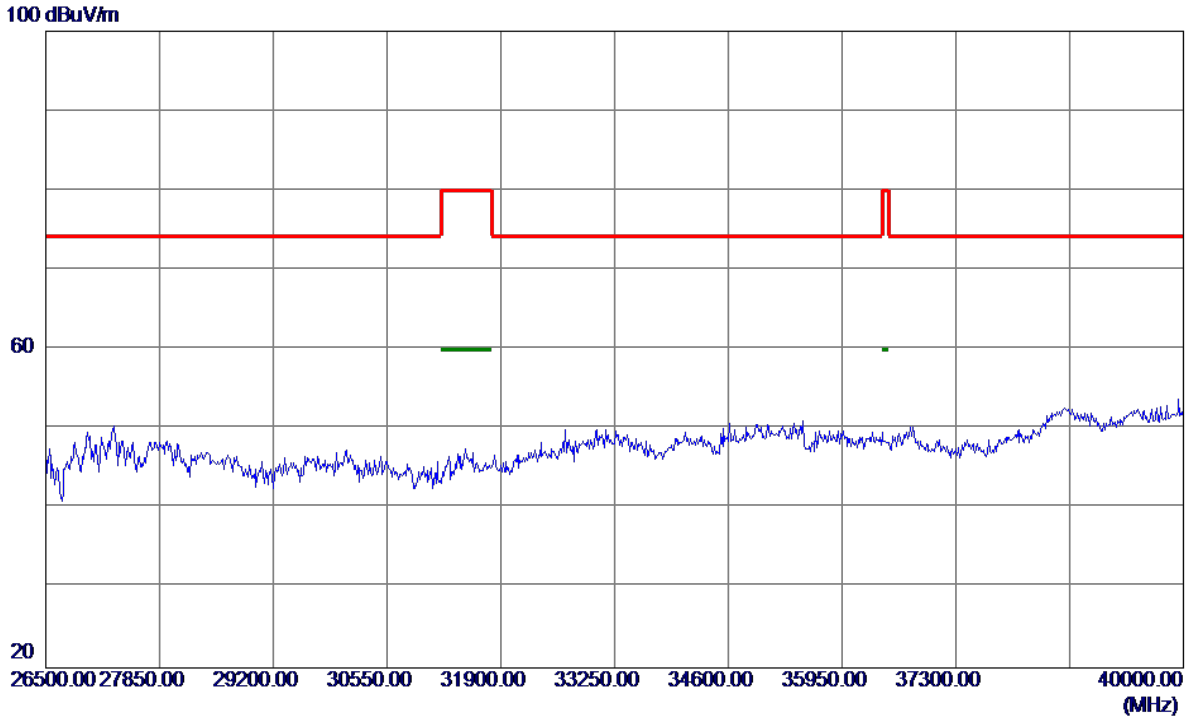
Horizontal



No.	Freq. MHz	Reading Level dBuV/m	Correct Factor dB	Measure ment dBuV/m	Limit dBuV/m	Margin dB	Detector	Comment

Orthogonal Axis :	X
Test Mode :	UNII-2C/ TX AC20 Mode 5700MHz

Horizontal

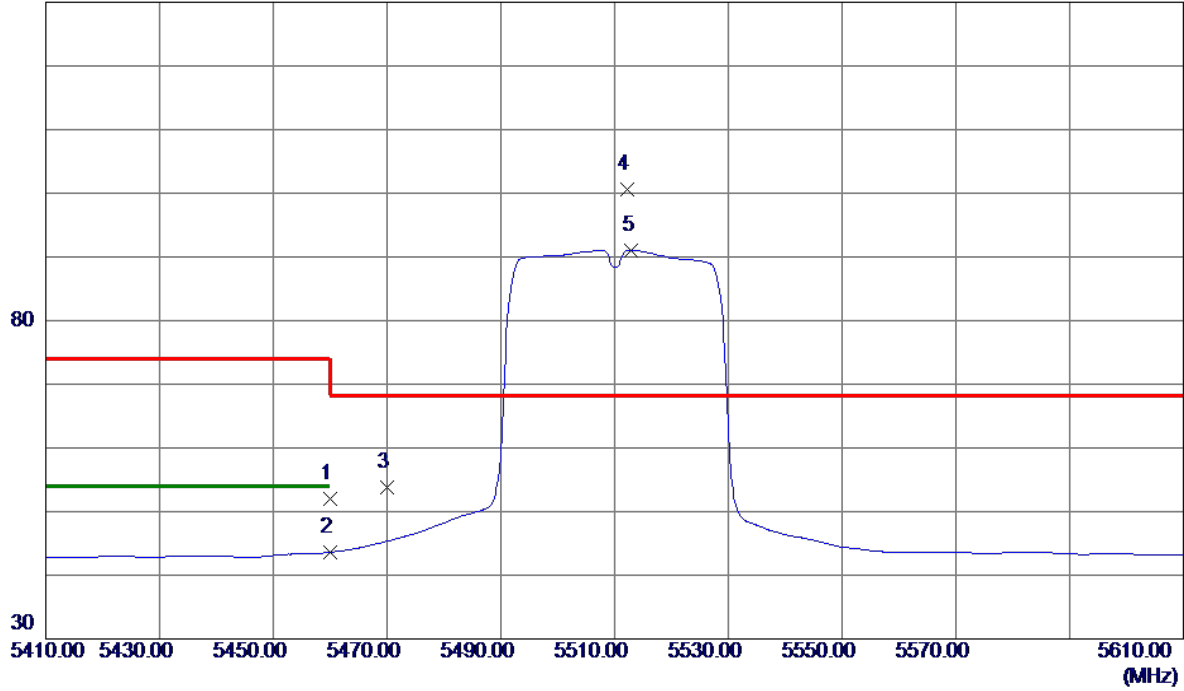


No.	Freq. MHz	Reading Level dBuV/m	Correct Factor dB	Measure ment dBuV/m	Limit dBuV/m	Margin dB	Detector	Comment

Orthogonal Axis :	X
Test Mode :	UNII-2C/ TX AC40 Mode 5510MHz

Vertical

130 dBuV/m

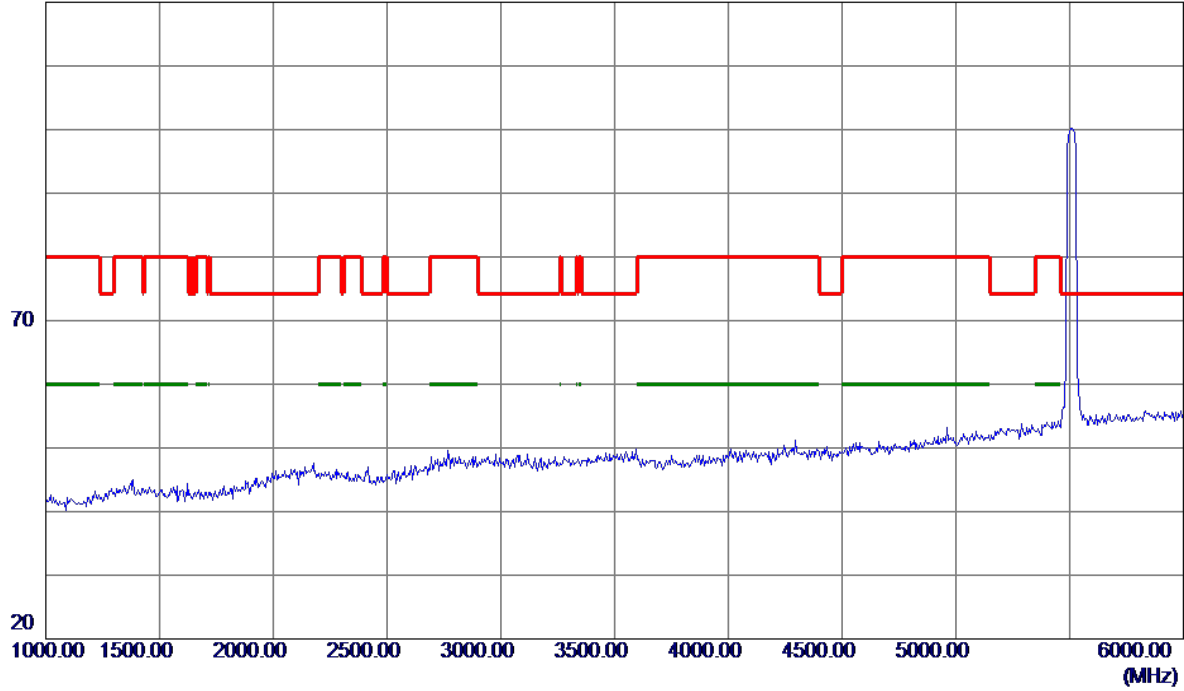


No.	Freq. MHz	Reading Level dBuV/m	Correct Factor dB	Measure ment dBuV/m	Limit dBuV/m	Margin dB	Detector	Comment
1	5460.0000	9.25	42.68	51.93	74.00	-22.07	Peak	
2	5460.0000	0.95	42.68	43.63	54.00	-10.37	AVG	
3	5470.0000	11.12	42.73	53.85	68.30	-14.45	Peak	
4 *	5512.2000	57.61	42.92	100.53	68.30	32.23	Peak	No Limit
5	5513.0000	48.11	42.92	91.03	999.00	-907.97	AVG	No Limit

Orthogonal Axis :	X
Test Mode :	UNII-2C/ TX AC40 Mode 5510MHz

Vertical

120 dBuV/m

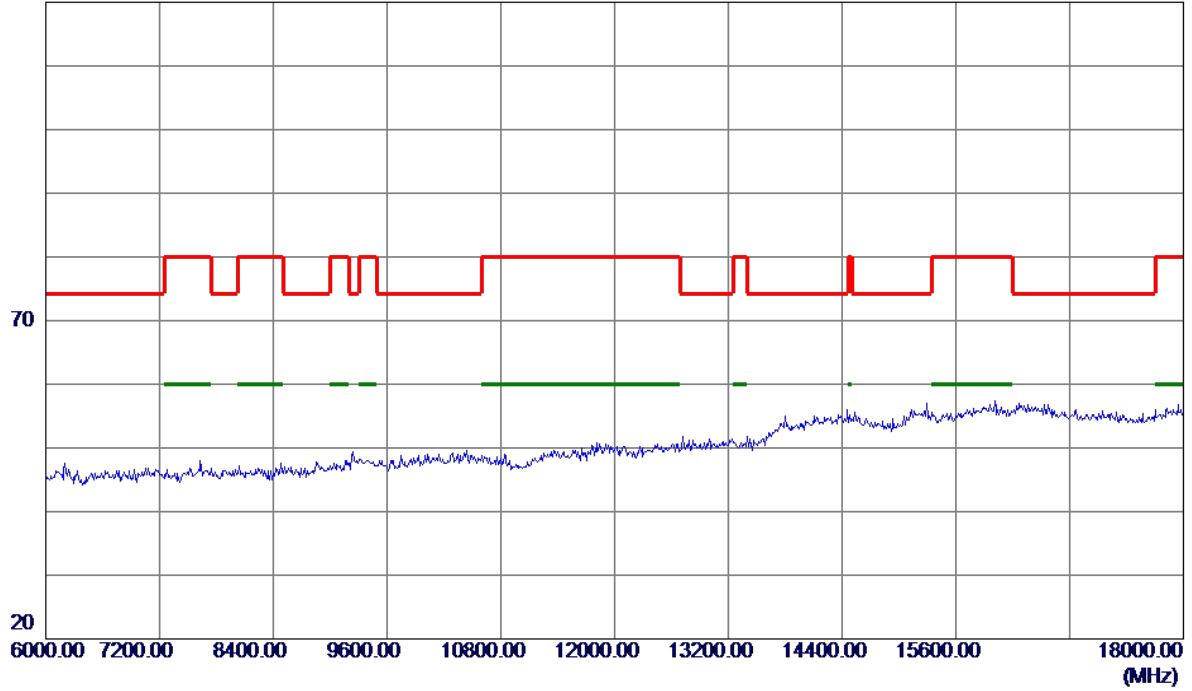


No.	Freq. MHz	Reading Level dBuV/m	Correct Factor dB	Measure ment dBuV/m	Limit dBuV/m	Margin dB	Detector	Comment
-----	--------------	----------------------------	-------------------------	---------------------------	-----------------	--------------	----------	---------

Orthogonal Axis :	X
Test Mode :	UNII-2C/ TX AC40 Mode 5510MHz

Vertical

120 dBuV/m

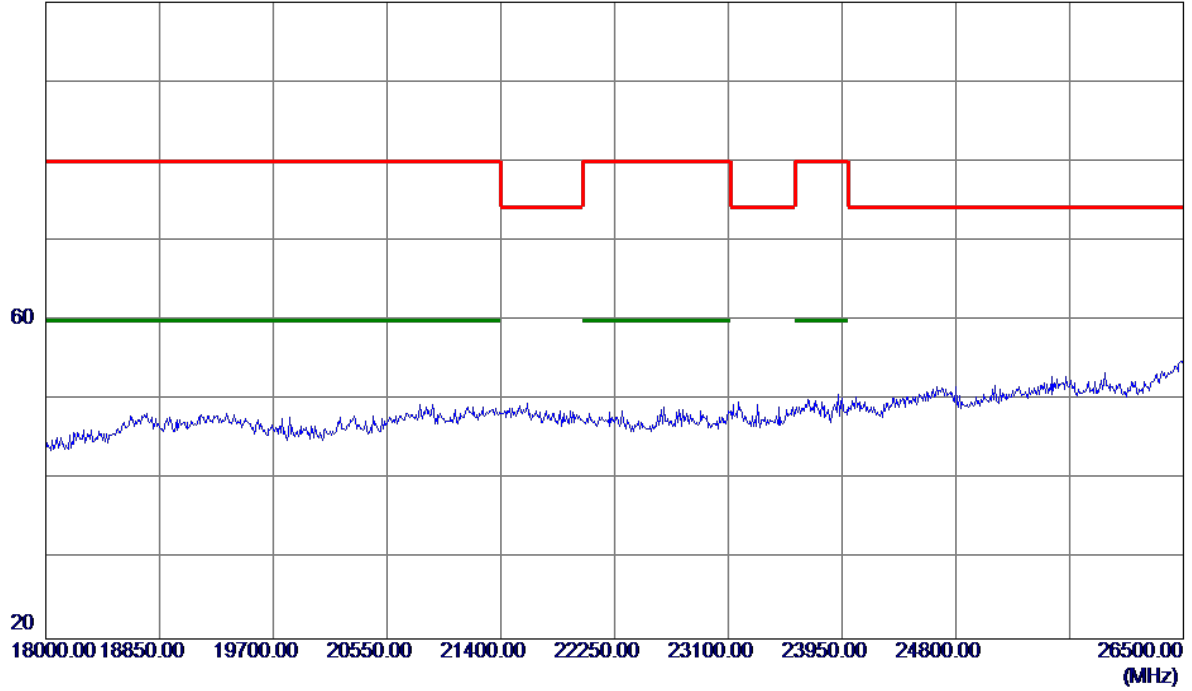


No.	Freq. MHz	Reading Level dBuV/m	Correct Factor dB	Measure ment dBuV/m	Limit dBuV/m	Margin dB	Detector	Comment
-----	--------------	----------------------------	-------------------------	---------------------------	-----------------	--------------	----------	---------

Orthogonal Axis :	X
Test Mode :	UNII-2C/ TX AC40 Mode 5510MHz

Vertical

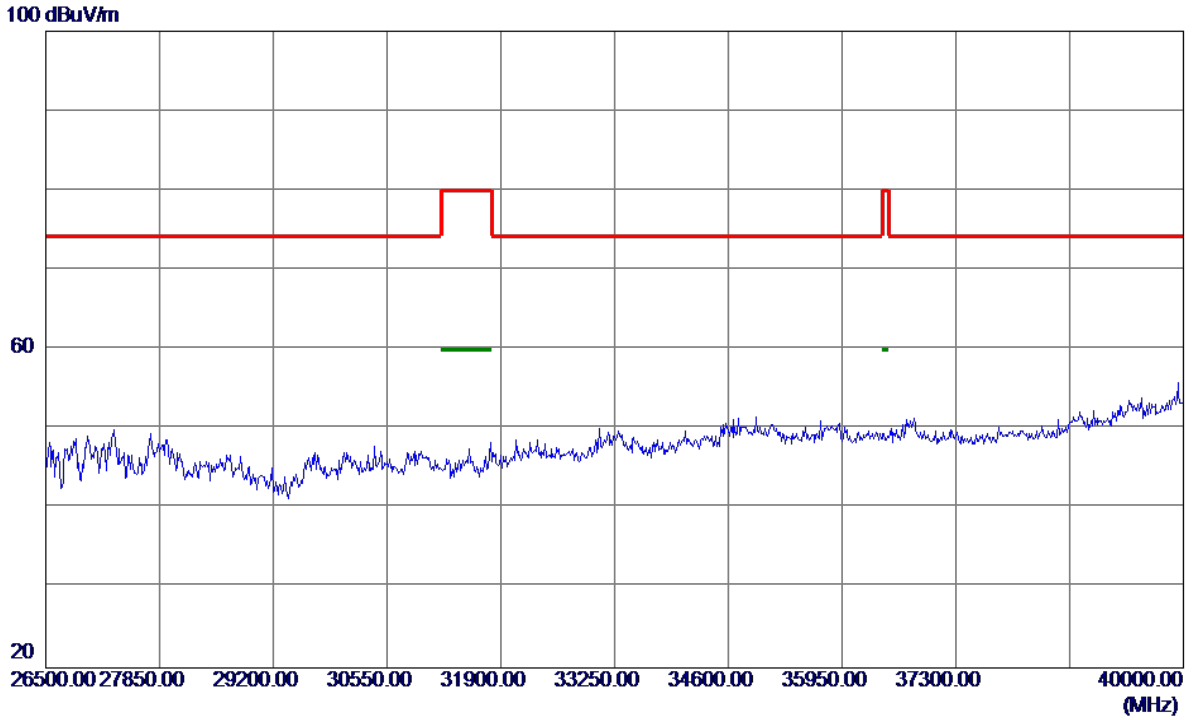
100 dBuV/m



No.	Freq. MHz	Reading Level dBuV/m	Correct Factor dB	Measure ment dBuV/m	Limit dBuV/m	Margin dB	Detector	Comment
-----	--------------	----------------------------	-------------------------	---------------------------	-----------------	--------------	----------	---------

Orthogonal Axis :	X
Test Mode :	UNII-2C/ TX AC40 Mode 5510MHz

Vertical

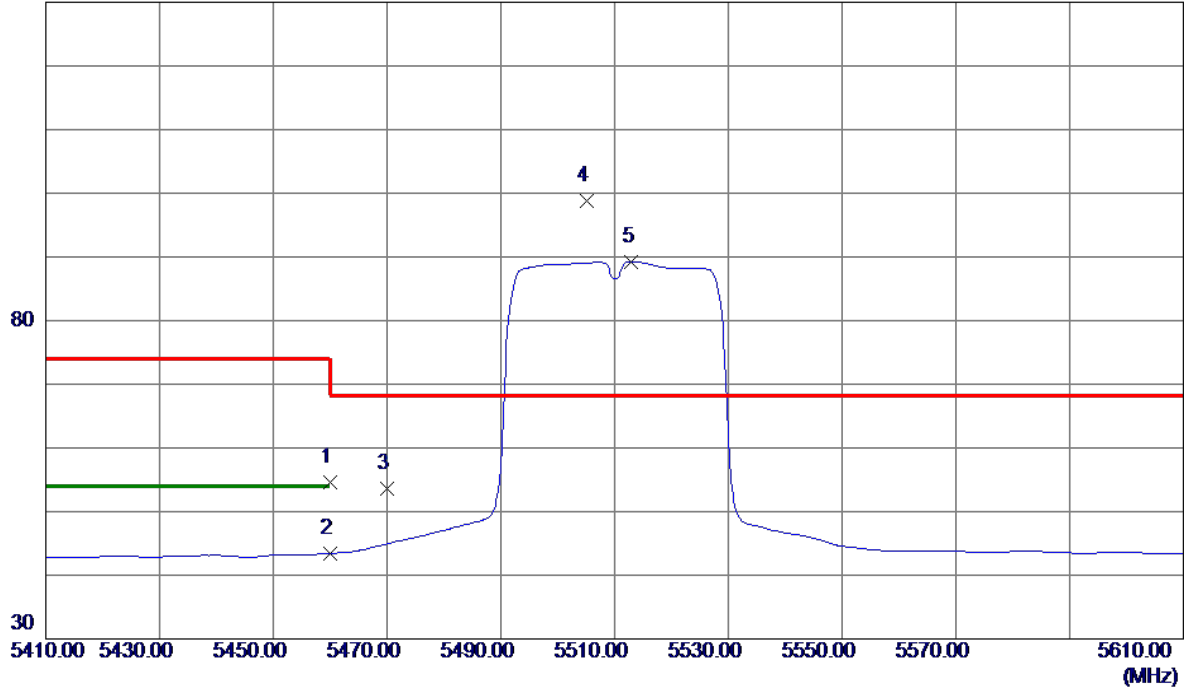


No.	Freq. MHz	Reading Level dBuV/m	Correct Factor dB	Measure ment dBuV/m	Limit dBuV/m	Margin dB	Detector	Comment

Orthogonal Axis :	X
Test Mode :	UNII-2C/ TX AC40 Mode 5510MHz

Horizontal

130 dBuV/m

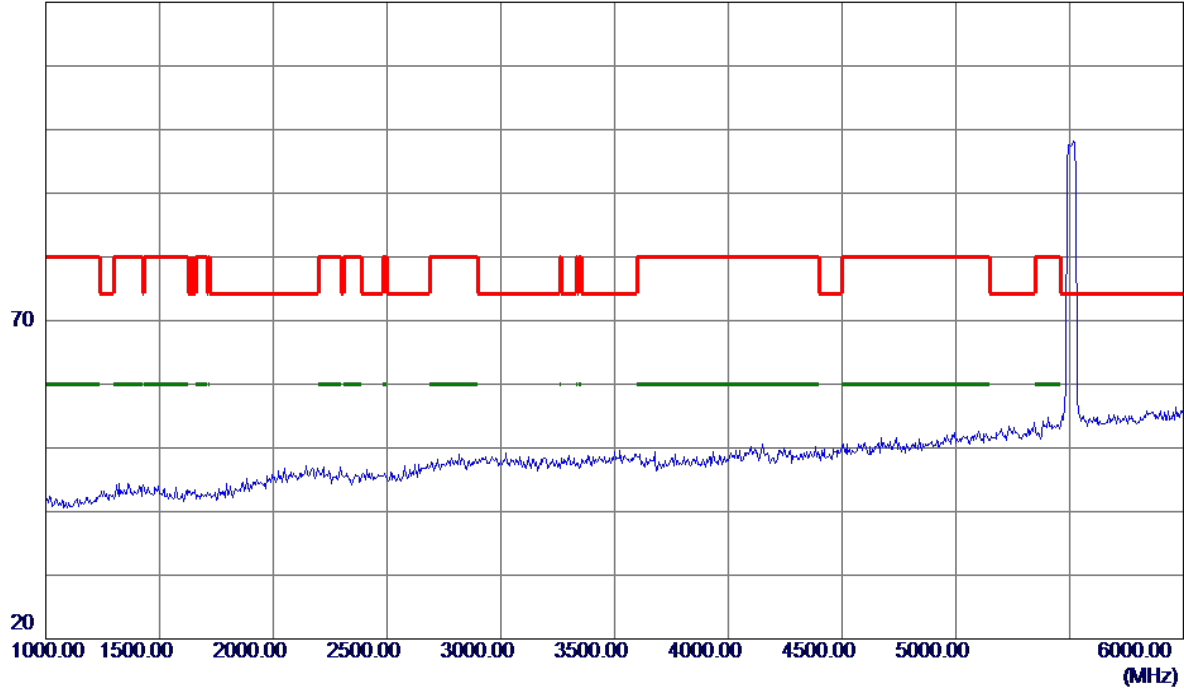


No.	Freq. MHz	Reading Level dBuV/m	Correct Factor dB	Measure ment dBuV/m	Limit dBuV/m	Margin dB	Detector	Comment
1	5460.0000	11.93	42.68	54.61	74.00	-19.39	Peak	
2	5460.0000	0.74	42.68	43.42	54.00	-10.58	AVG	
3	5470.0000	10.94	42.73	53.67	68.30	-14.63	Peak	
4 *	5505.2000	55.83	42.90	98.73	68.30	30.43	Peak	No Limit
5	5513.0000	46.36	42.92	89.28	999.00	-909.72	AVG	No Limit

Orthogonal Axis :	X
Test Mode :	UNII-2C/ TX AC40 Mode 5510MHz

Horizontal

120 dBuV/m

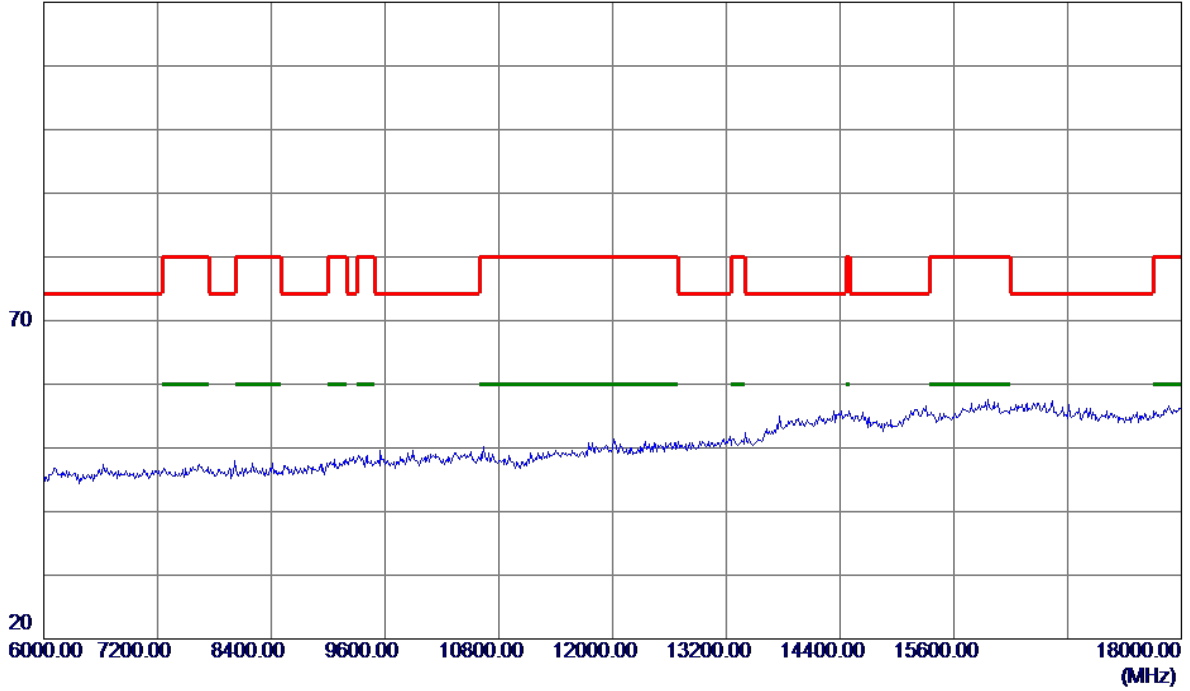


No.	Freq. MHz	Reading Level dBuV/m	Correct Factor dB	Measure ment dBuV/m	Limit dBuV/m	Margin dB	Detector	Comment
-----	--------------	----------------------------	-------------------------	---------------------------	-----------------	--------------	----------	---------

Orthogonal Axis :	X
Test Mode :	UNII-2C/ TX AC40 Mode 5510MHz

Horizontal

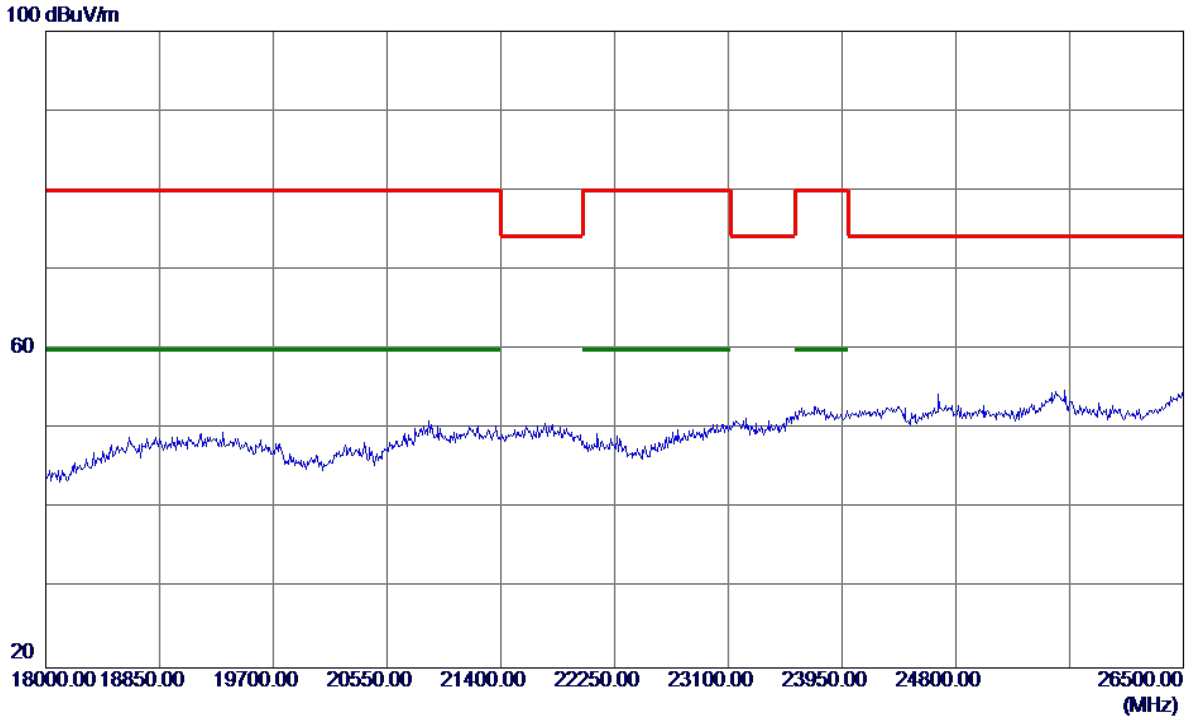
120 dBuV/m



No.	Freq. MHz	Reading Level dBuV/m	Correct Factor dB	Measure ment dBuV/m	Limit dBuV/m	Margin dB	Detector	Comment
-----	--------------	----------------------------	-------------------------	---------------------------	-----------------	--------------	----------	---------

Orthogonal Axis :	X
Test Mode :	UNII-2C/ TX AC40 Mode 5510MHz

Horizontal



No.	Freq. MHz	Reading Level dBuV/m	Correct Factor dB	Measure ment dBuV/m	Limit dBuV/m	Margin dB	Detector	Comment
-----	--------------	----------------------------	-------------------------	---------------------------	-----------------	--------------	----------	---------

Orthogonal Axis :	X
Test Mode :	UNII-2C/ TX AC40 Mode 5510MHz

Horizontal

100 dBuV/m

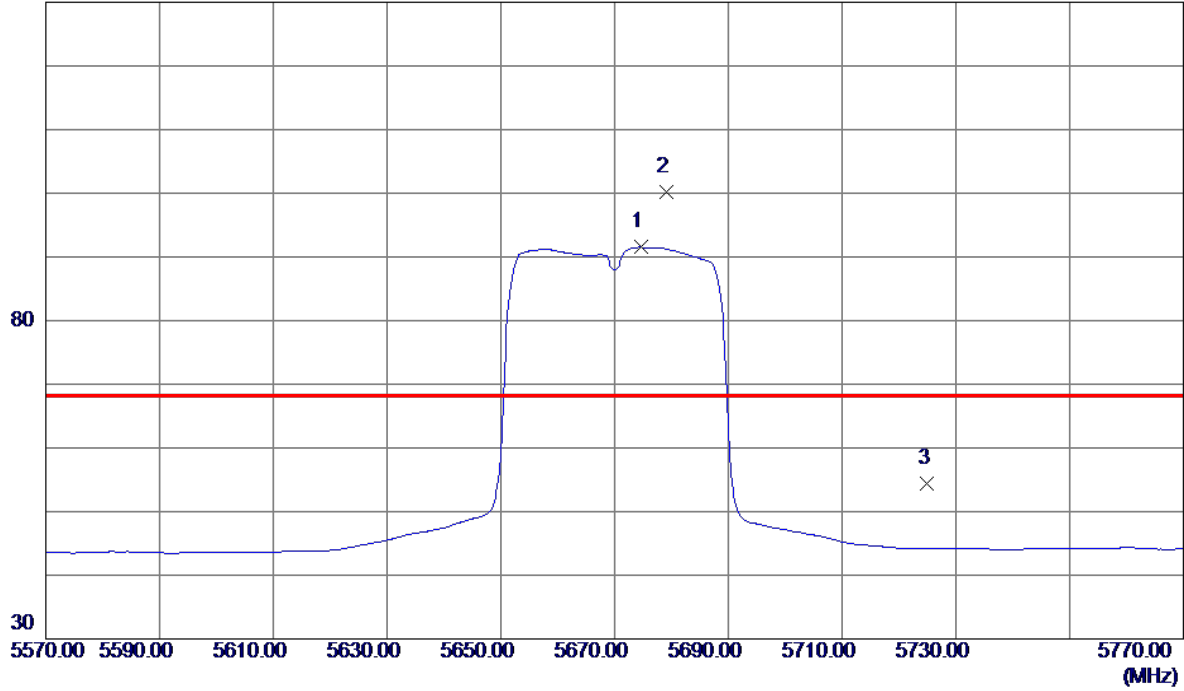


No.	Freq. MHz	Reading Level dBuV/m	Correct Factor dB	Measure ment dBuV/m	Limit dBuV/m	Margin dB	Detector	Comment
-----	--------------	----------------------------	-------------------------	---------------------------	-----------------	--------------	----------	---------

Orthogonal Axis :	X
Test Mode :	UNII-2C/ TX AC40 Mode 5670MHz

Vertical

130 dBuV/m

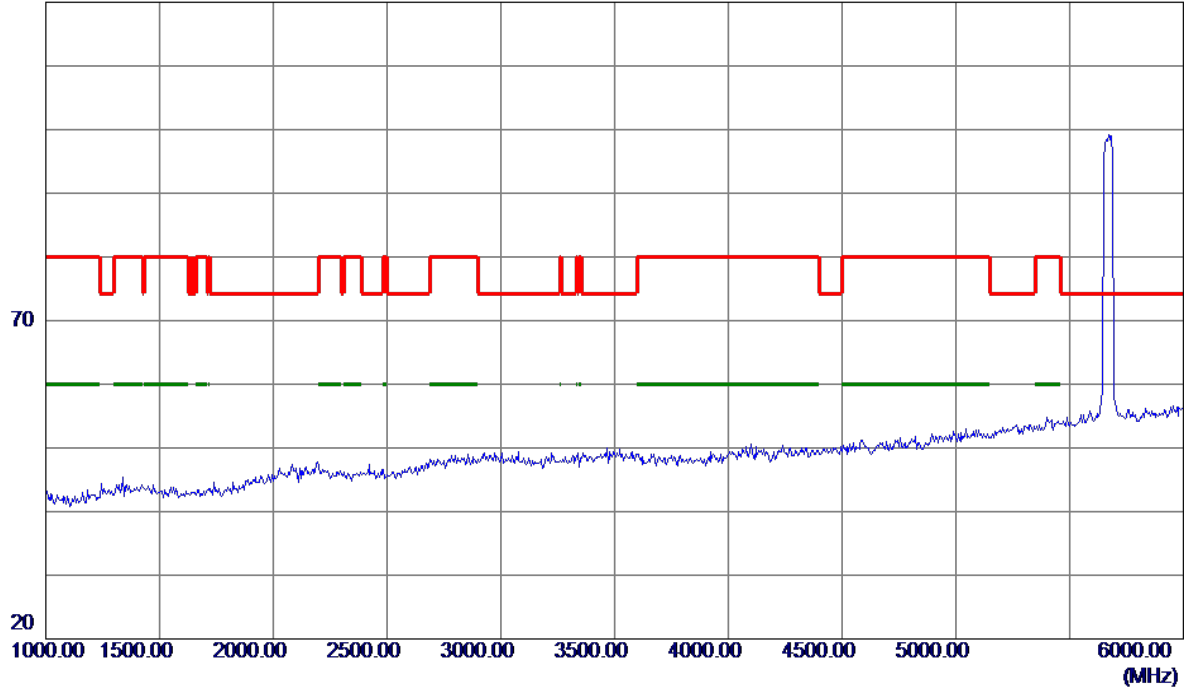


No.	Freq. MHz	Reading Level dBuV/m	Correct Factor dB	Measure ment dBuV/m	Limit dBuV/m	Margin dB	Detector	Comment
1	5674.6000	48.14	43.41	91.55	999.00	-907.45	AVG	No Limit
2 *	5679.2000	56.81	43.42	100.23	68.30	31.93	Peak	No Limit
3	5725.0000	10.88	43.56	54.44	68.30	-13.86	Peak	

Orthogonal Axis :	X
Test Mode :	UNII-2C/ TX AC40 Mode 5670MHz

Vertical

120 dBuV/m

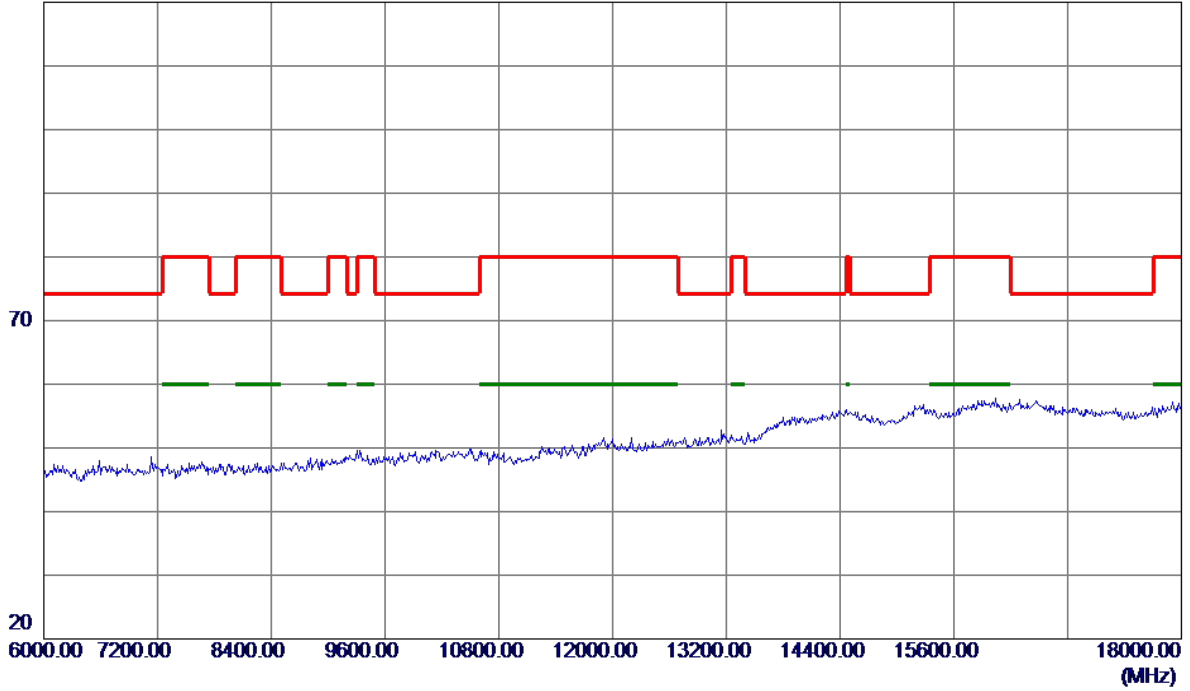


No.	Freq. MHz	Reading Level dBuV/m	Correct Factor dB	Measure ment dBuV/m	Limit dBuV/m	Margin dB	Detector	Comment
-----	--------------	----------------------------	-------------------------	---------------------------	-----------------	--------------	----------	---------

Orthogonal Axis :	X
Test Mode :	UNII-2C/ TX AC40 Mode 5670MHz

Vertical

120 dBuV/m

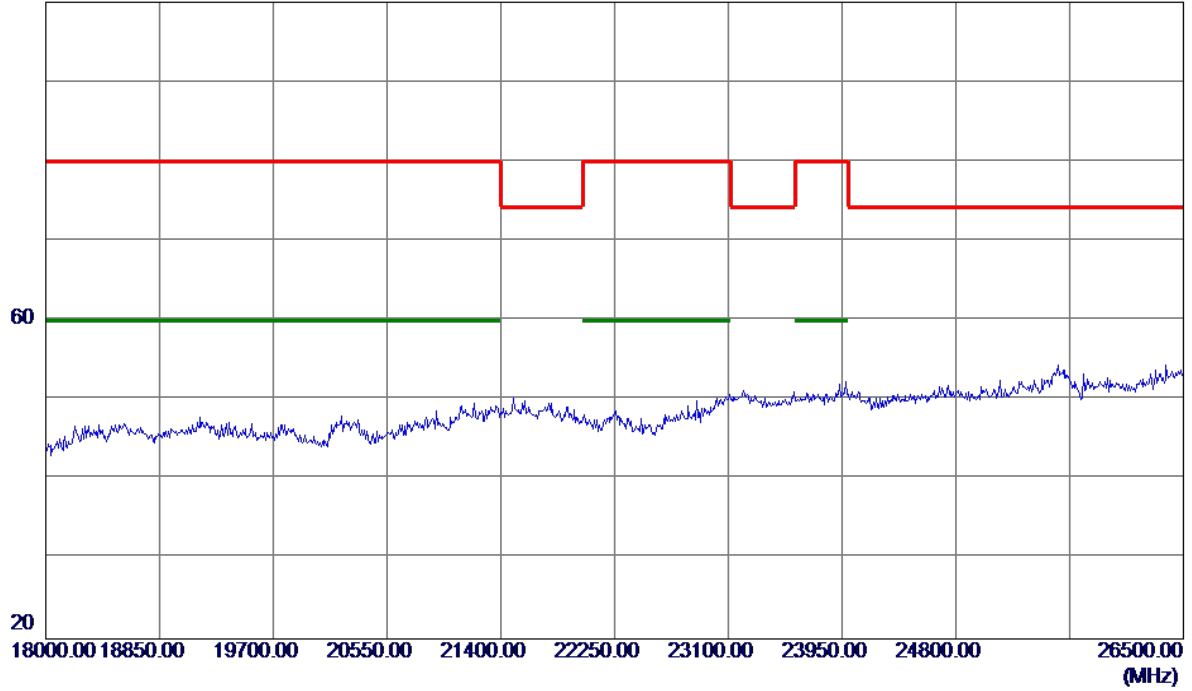


No.	Freq. MHz	Reading Level dBuV/m	Correct Factor dB	Measure ment dBuV/m	Limit dBuV/m	Margin dB	Detector	Comment
-----	--------------	----------------------------	-------------------------	---------------------------	-----------------	--------------	----------	---------

Orthogonal Axis :	X
Test Mode :	UNII-2C/ TX AC40 Mode 5670MHz

Vertical

100 dBuV/m

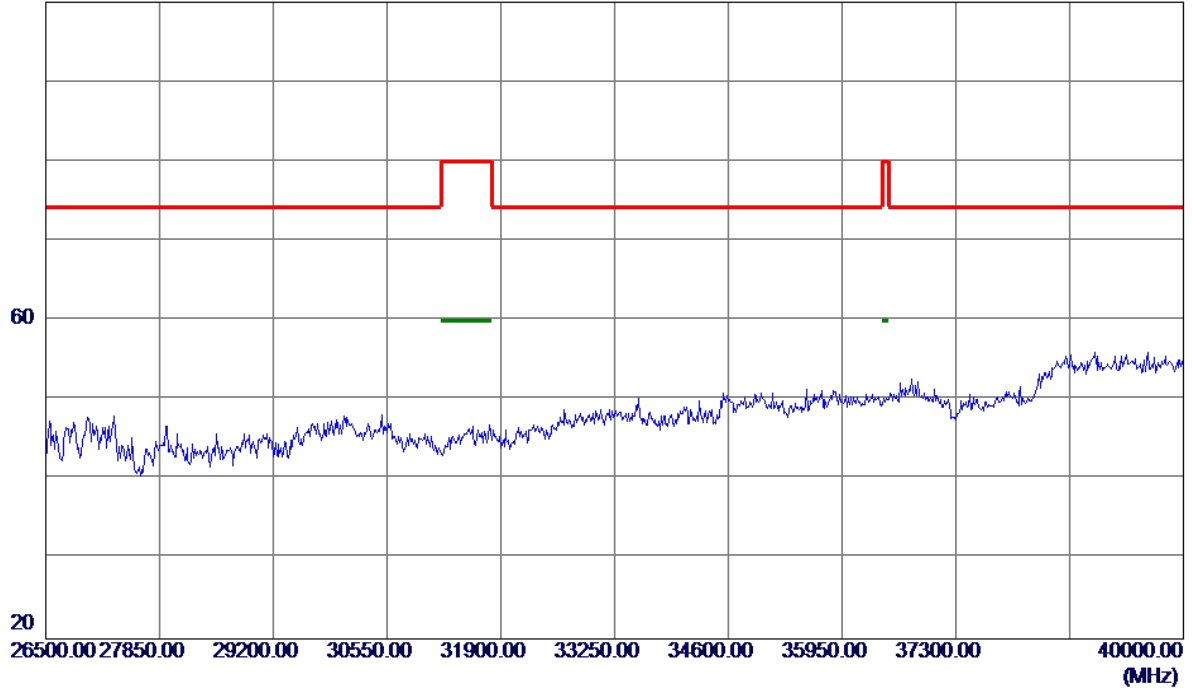


No.	Freq. MHz	Reading Level dBuV/m	Correct Factor dB	Measure ment dBuV/m	Limit dBuV/m	Margin dB	Detector	Comment
-----	--------------	----------------------------	-------------------------	---------------------------	-----------------	--------------	----------	---------

Orthogonal Axis :	X
Test Mode :	UNII-2C/ TX AC40 Mode 5670MHz

Vertical

100 dBuV/m

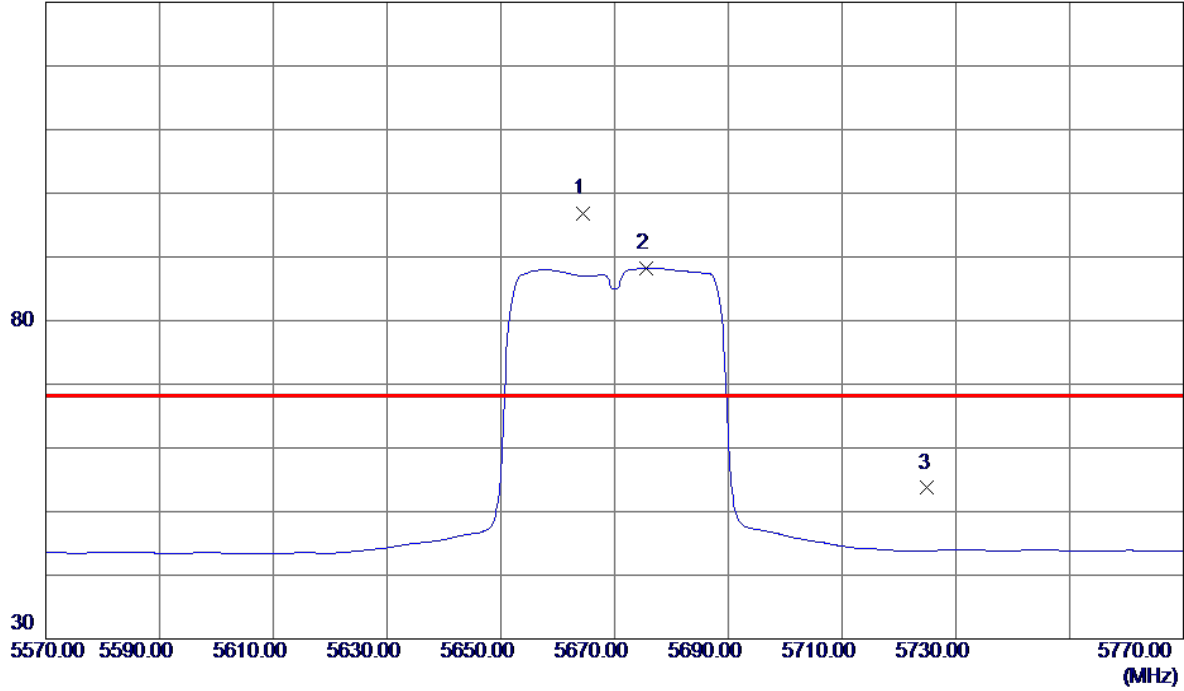


No.	Freq. MHz	Reading Level dBuV/m	Correct Factor dB	Measure ment dBuV/m	Limit dBuV/m	Margin dB	Detector	Comment
-----	--------------	----------------------------	-------------------------	---------------------------	-----------------	--------------	----------	---------

Orthogonal Axis :	X
Test Mode :	UNII-2C/ TX AC40 Mode 5670MHz

Horizontal

130 dBuV/m

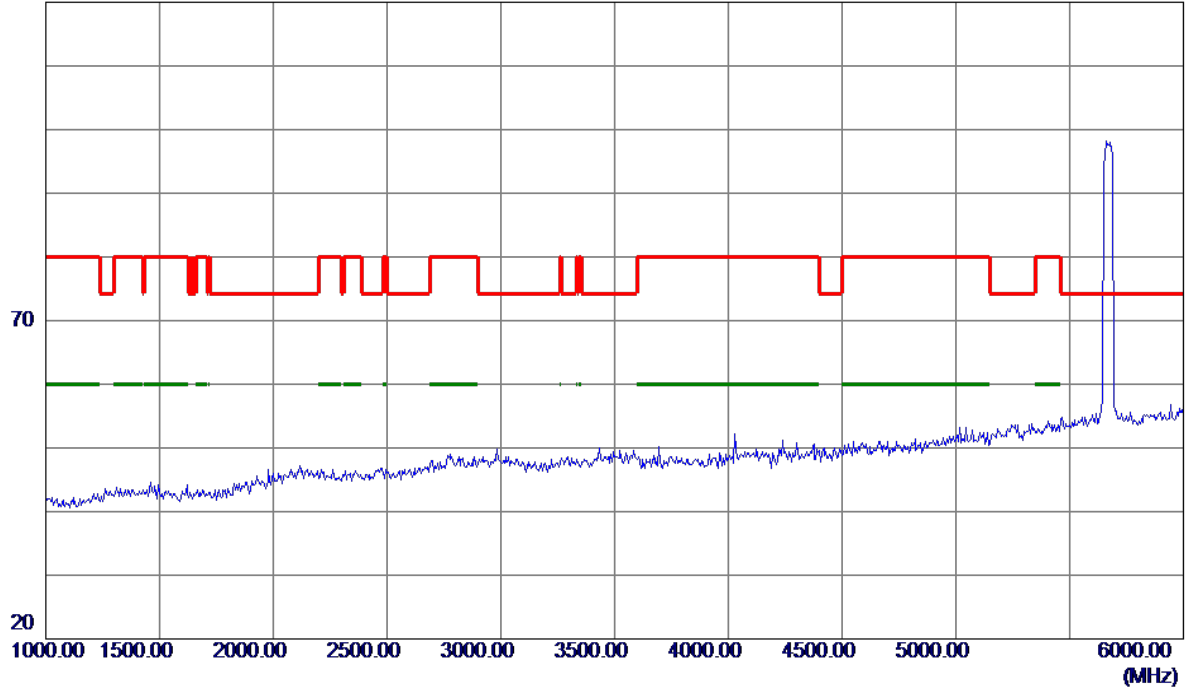


No.	Freq. MHz	Reading Level dBuV/m	Correct Factor dB	Measure ment dBuV/m	Limit dBuV/m	Margin dB	Detector	Comment
1 *	5664.4000	53.48	43.38	96.86	68.30	28.56	Peak	No Limit
2	5675.6000	44.77	43.41	88.18	999.00	-910.82	AVG	No Limit
3	5725.0000	10.14	43.56	53.70	68.30	-14.60	Peak	

Orthogonal Axis :	X
Test Mode :	UNII-2C/ TX AC40 Mode 5670MHz

Horizontal

120 dBuV/m

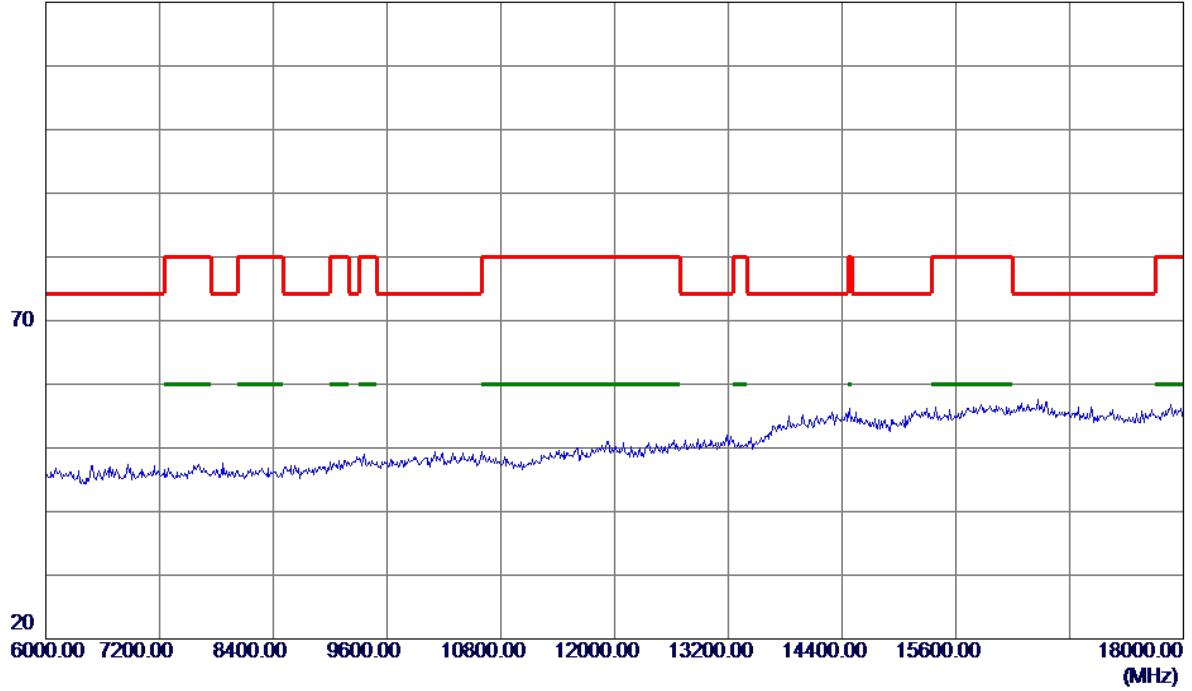


No.	Freq. MHz	Reading Level dBuV/m	Correct Factor dB	Measure ment dBuV/m	Limit dBuV/m	Margin dB	Detector	Comment
-----	--------------	----------------------------	-------------------------	---------------------------	-----------------	--------------	----------	---------

Orthogonal Axis :	X
Test Mode :	UNII-2C/ TX AC40 Mode 5670MHz

Horizontal

120 dBuV/m

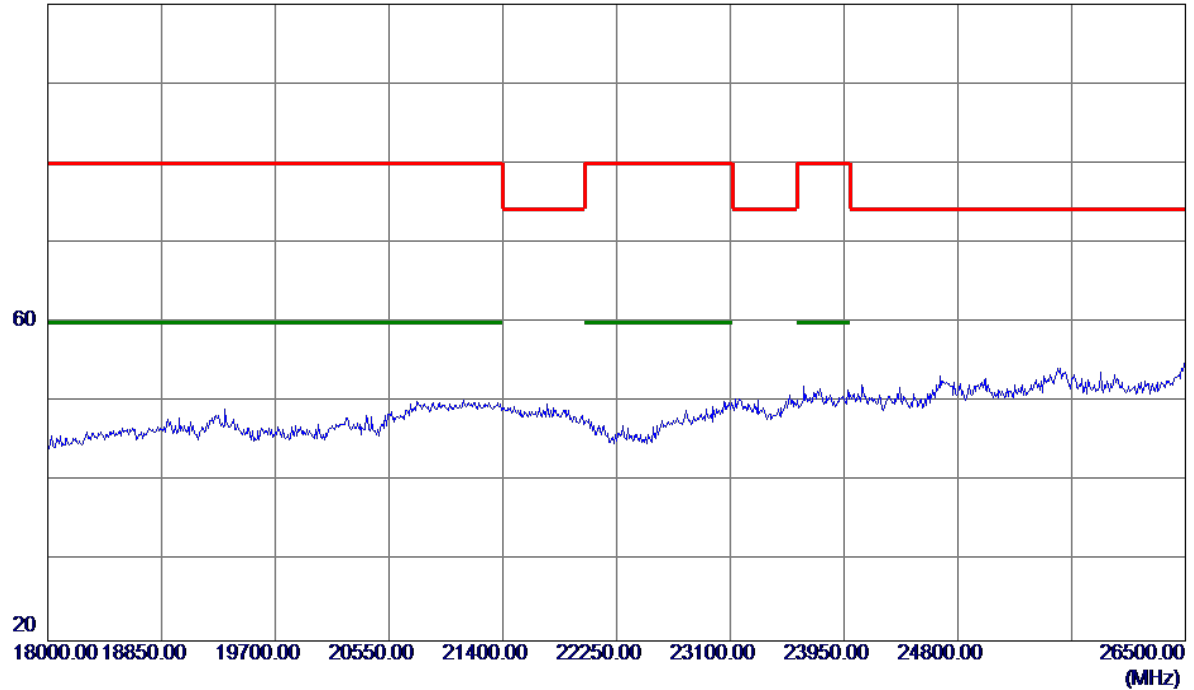


No.	Freq. MHz	Reading Level dBuV/m	Correct Factor dB	Measure ment dBuV/m	Limit dBuV/m	Margin dB	Detector	Comment
-----	--------------	----------------------------	-------------------------	---------------------------	-----------------	--------------	----------	---------

Orthogonal Axis :	X
Test Mode :	UNII-2C/ TX AC40 Mode 5670MHz

Horizontal

100 dBuV/m

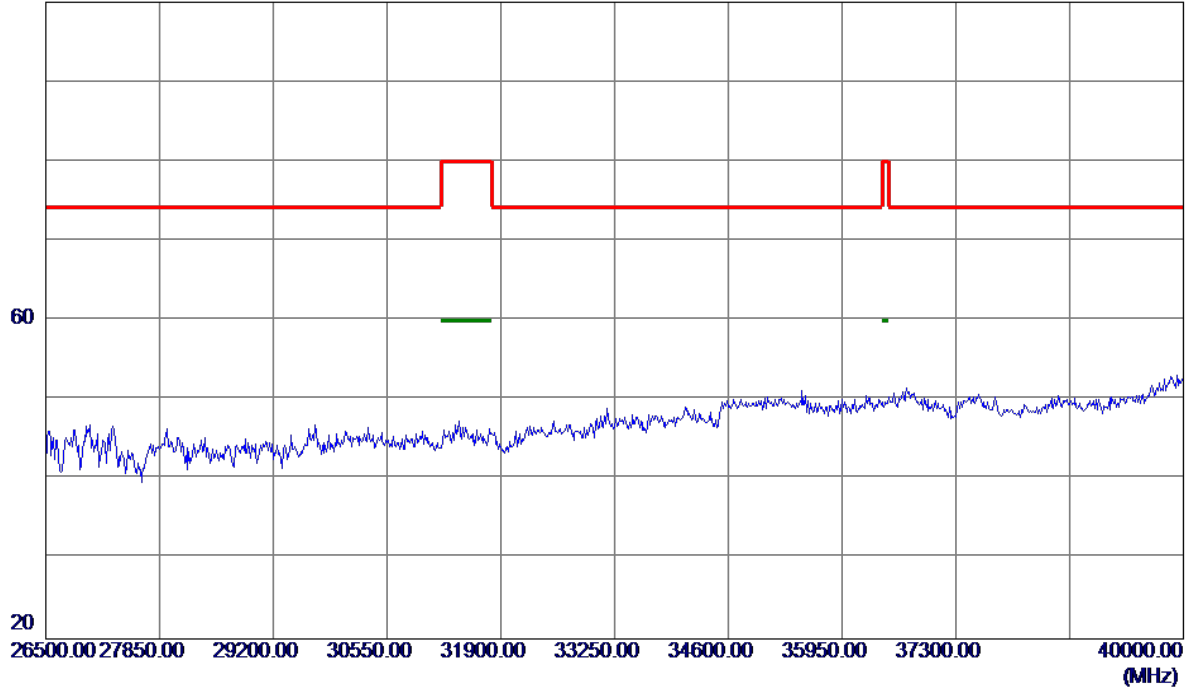


No.	Freq. MHz	Reading Level dBuV/m	Correct Factor dB	Measure ment dBuV/m	Limit dBuV/m	Margin dB	Detector	Comment
-----	--------------	----------------------------	-------------------------	---------------------------	-----------------	--------------	----------	---------

Orthogonal Axis :	X
Test Mode :	UNII-2C/ TX AC40 Mode 5670MHz

Horizontal

100 dBuV/m

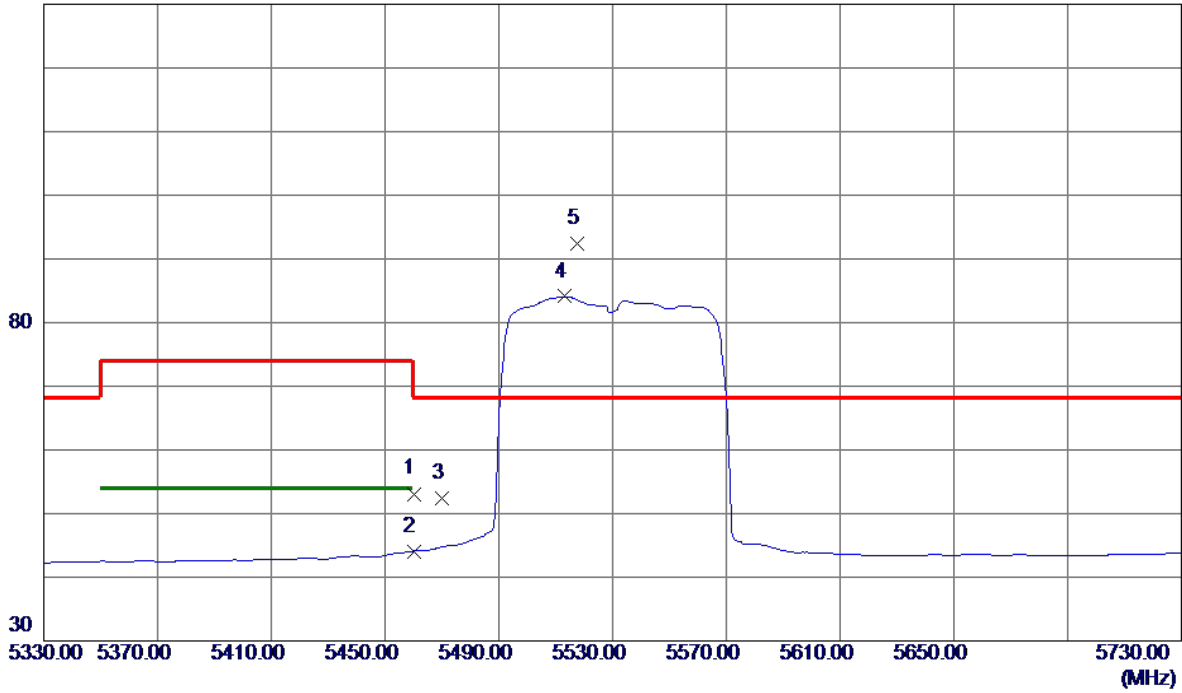


No.	Freq. MHz	Reading Level dBuV/m	Correct Factor dB	Measure ment dBuV/m	Limit dBuV/m	Margin dB	Detector	Comment
-----	--------------	----------------------------	-------------------------	---------------------------	-----------------	--------------	----------	---------

Orthogonal Axis :	X
Test Mode :	UNII-2C/ TX AC80 Mode 5530MHz

Vertical

130 dBuV/m

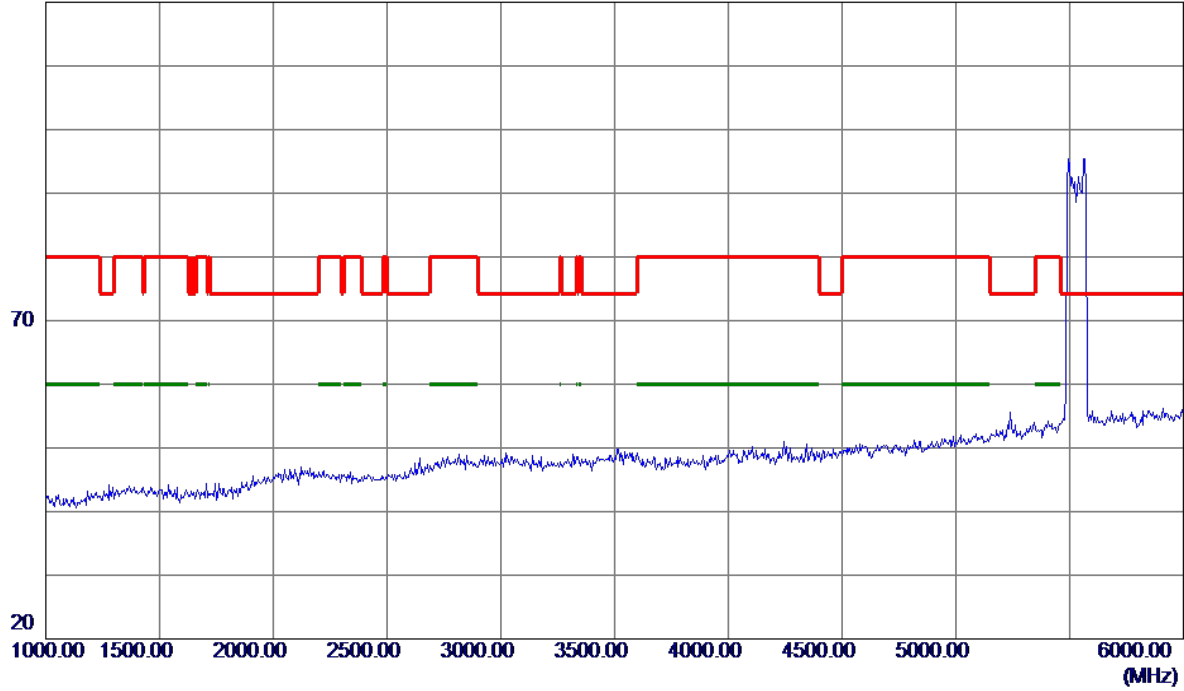


No.	Freq. MHz	Reading Level dBuV/m	Correct Factor dB	Measure ment dBuV/m	Limit dBuV/m	Margin dB	Detector	Comment
1	5460.0000	10.42	42.68	53.10	74.00	-20.90	Peak	
2	5460.0000	1.40	42.68	44.08	54.00	-9.92	AVG	
3	5470.0000	9.67	42.73	52.40	68.30	-15.90	Peak	
4	5513.2000	41.18	42.92	84.10	999.00	-914.90	AVG	No Limit
5 *	5517.6000	49.54	42.93	92.47	68.30	24.17	Peak	No Limit

Orthogonal Axis :	X
Test Mode :	UNII-2C/ TX AC80 Mode 5530MHz

Vertical

120 dBuV/m

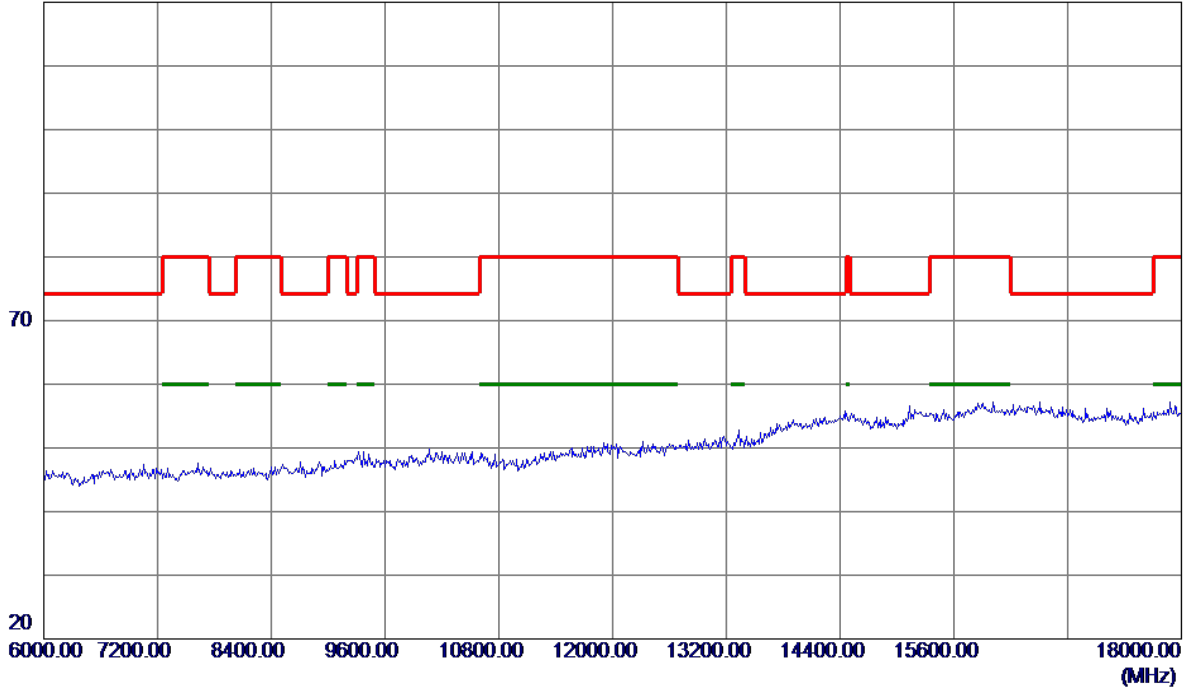


No.	Freq. MHz	Reading Level dBuV/m	Correct Factor dB	Measure ment dBuV/m	Limit dBuV/m	Margin dB	Detector	Comment
-----	--------------	----------------------------	-------------------------	---------------------------	-----------------	--------------	----------	---------

Orthogonal Axis :	X
Test Mode :	UNII-2C/ TX AC80 Mode 5530MHz

Vertical

120 dBuV/m

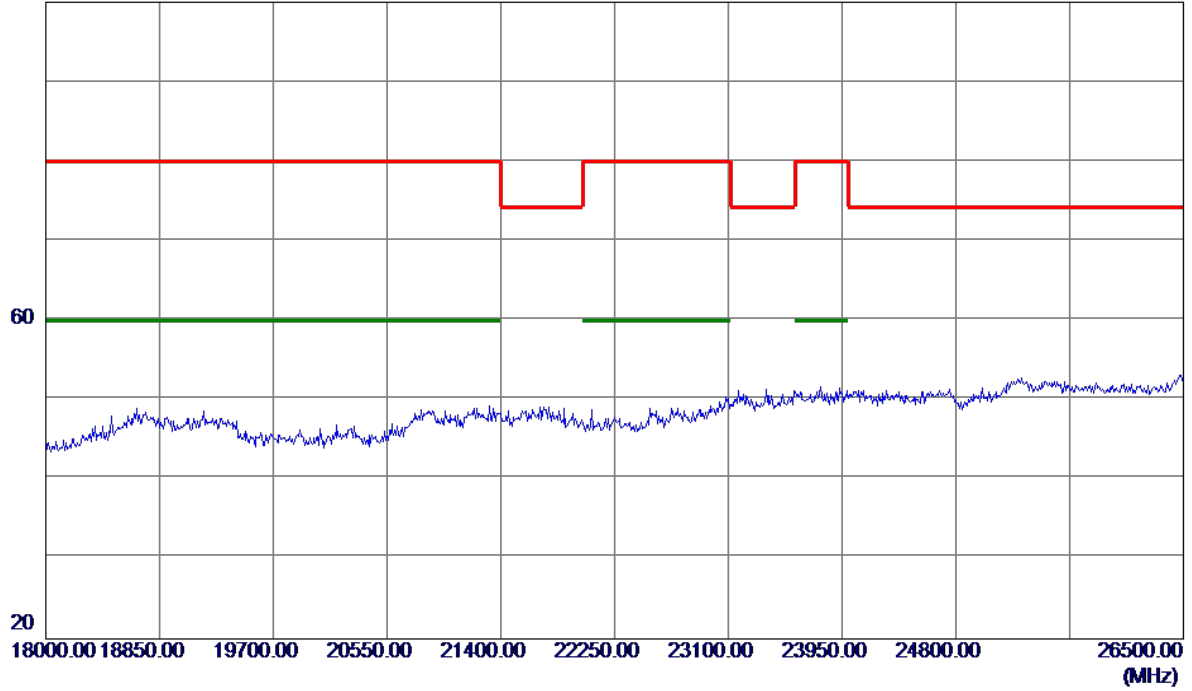


No.	Freq. MHz	Reading Level dBuV/m	Correct Factor dB	Measure ment dBuV/m	Limit dBuV/m	Margin dB	Detector	Comment
-----	--------------	----------------------------	-------------------------	---------------------------	-----------------	--------------	----------	---------

Orthogonal Axis :	X
Test Mode :	UNII-2C/ TX AC80 Mode 5530MHz

Vertical

100 dBuV/m

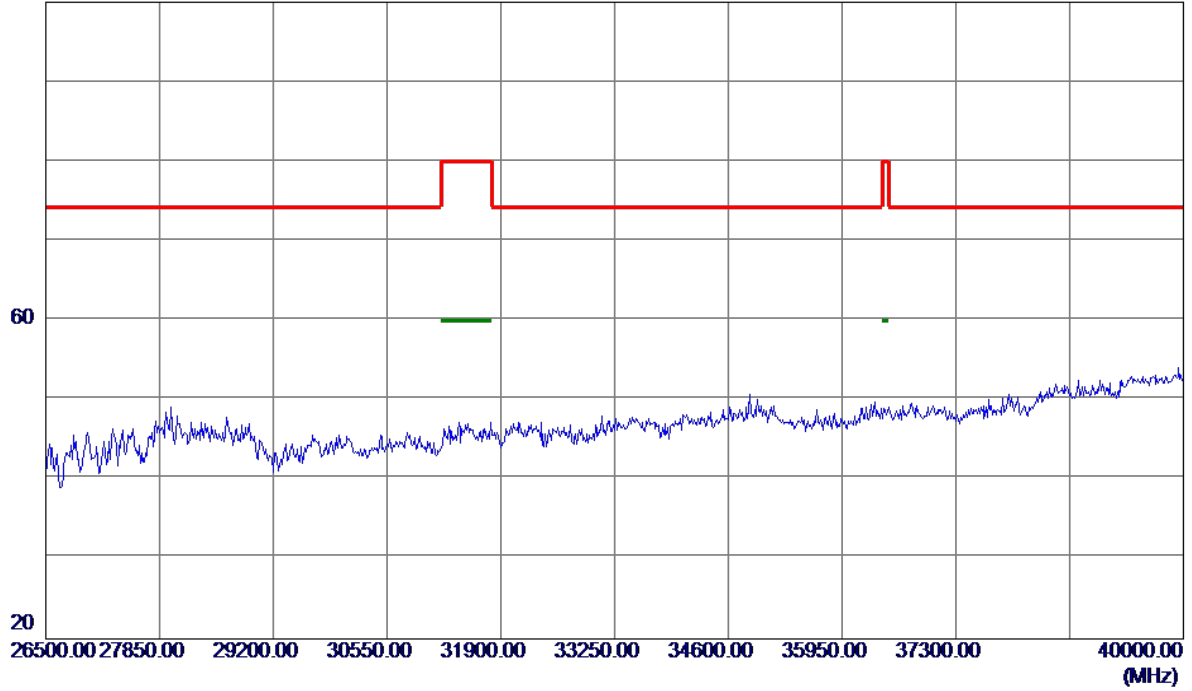


No.	Freq. MHz	Reading Level dBuV/m	Correct Factor dB	Measure ment dBuV/m	Limit dBuV/m	Margin dB	Detector	Comment
-----	--------------	----------------------------	-------------------------	---------------------------	-----------------	--------------	----------	---------

Orthogonal Axis :	X
Test Mode :	UNII-2C/ TX AC80 Mode 5530MHz

Vertical

100 dBuV/m

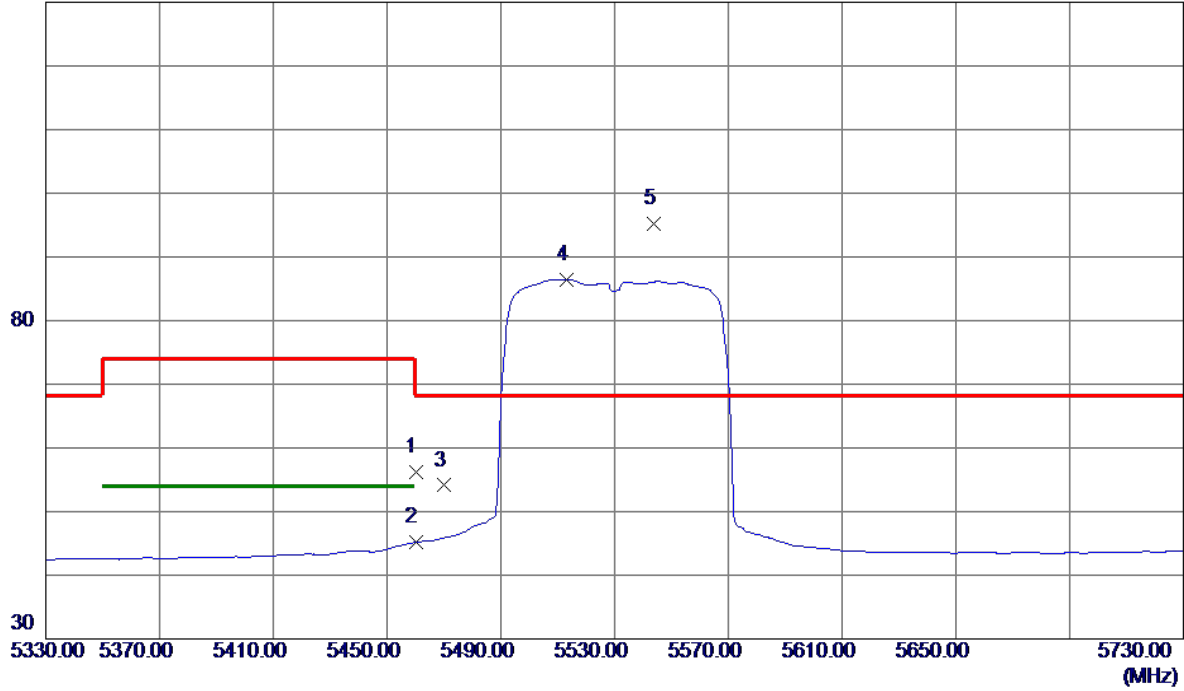


No.	Freq. MHz	Reading Level dBuV/m	Correct Factor dB	Measure ment dBuV/m	Limit dBuV/m	Margin dB	Detector	Comment
-----	--------------	----------------------------	-------------------------	---------------------------	-----------------	--------------	----------	---------

Orthogonal Axis :	X
Test Mode :	UNII-2C/ TX AC80 Mode 5530MHz

Horizontal

130 dBuV/m

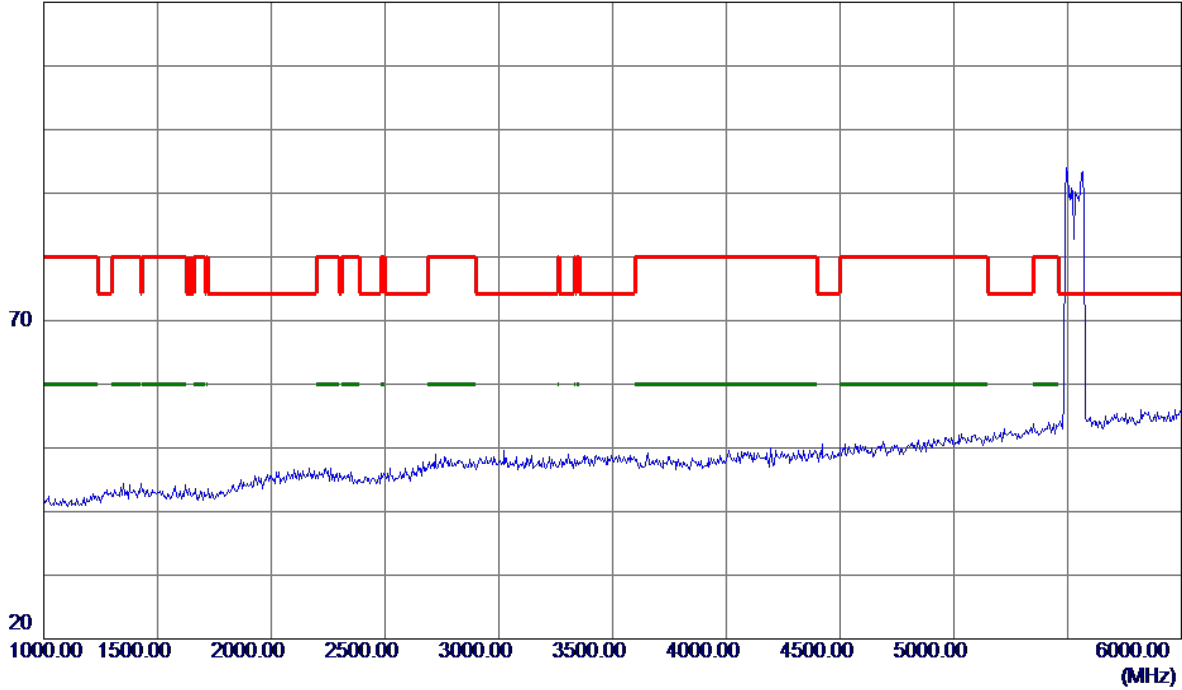


No.	Freq. MHz	Reading Level dBuV/m	Correct Factor dB	Measure ment dBuV/m	Limit dBuV/m	Margin dB	Detector	Comment
1	5460.0000	13.49	42.68	56.17	74.00	-17.83	Peak	
2	5460.0000	2.50	42.68	45.18	54.00	-8.82	AVG	
3	5470.0000	11.37	42.73	54.10	68.30	-14.20	Peak	
4	5513.2000	43.56	42.92	86.48	999.00	-912.52	AVG	No Limit
5 *	5543.6000	52.20	43.01	95.21	68.30	26.91	Peak	No Limit

Orthogonal Axis :	X
Test Mode :	UNII-2C/ TX AC80 Mode 5530MHz

Horizontal

120 dBuV/m

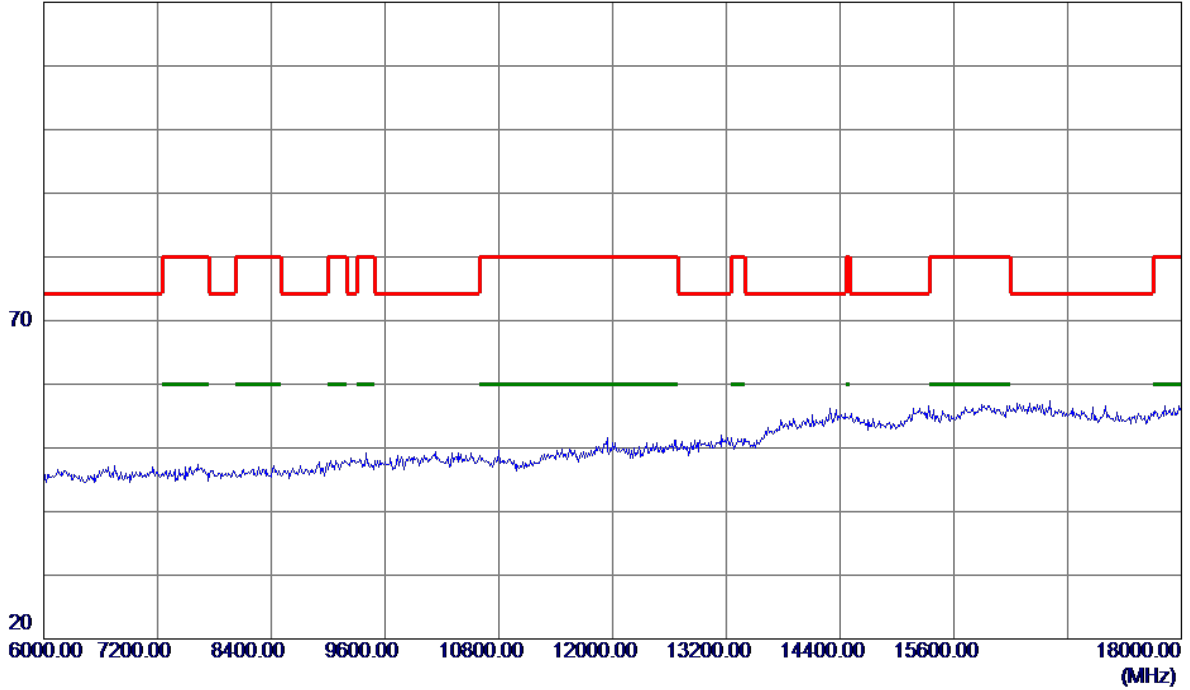


No.	Freq. MHz	Reading Level dBuV/m	Correct Factor dB	Measure ment dBuV/m	Limit dBuV/m	Margin dB	Detector	Comment
-----	--------------	----------------------------	-------------------------	---------------------------	-----------------	--------------	----------	---------

Orthogonal Axis :	X
Test Mode :	UNII-2C/ TX AC80 Mode 5530MHz

Horizontal

120 dBuV/m

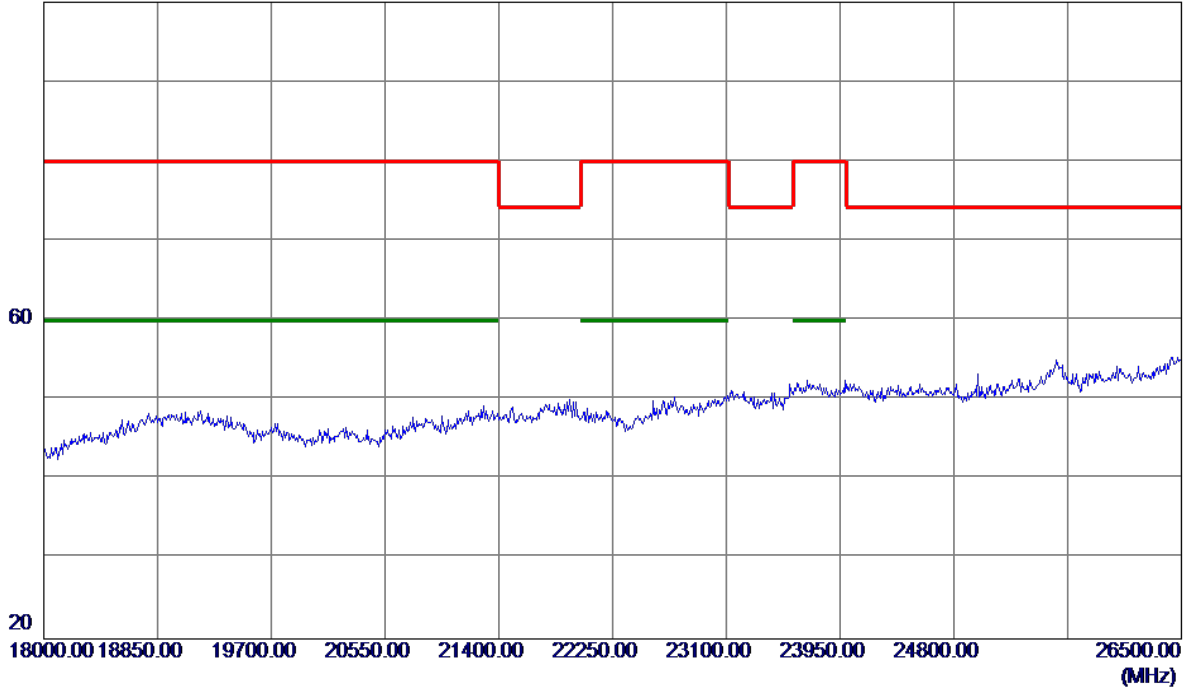


No.	Freq. MHz	Reading Level dBuV/m	Correct Factor dB	Measure ment dBuV/m	Limit dBuV/m	Margin dB	Detector	Comment
-----	--------------	----------------------------	-------------------------	---------------------------	-----------------	--------------	----------	---------

Orthogonal Axis :	X
Test Mode :	UNII-2C/ TX AC80 Mode 5530MHz

Horizontal

100 dBuV/m

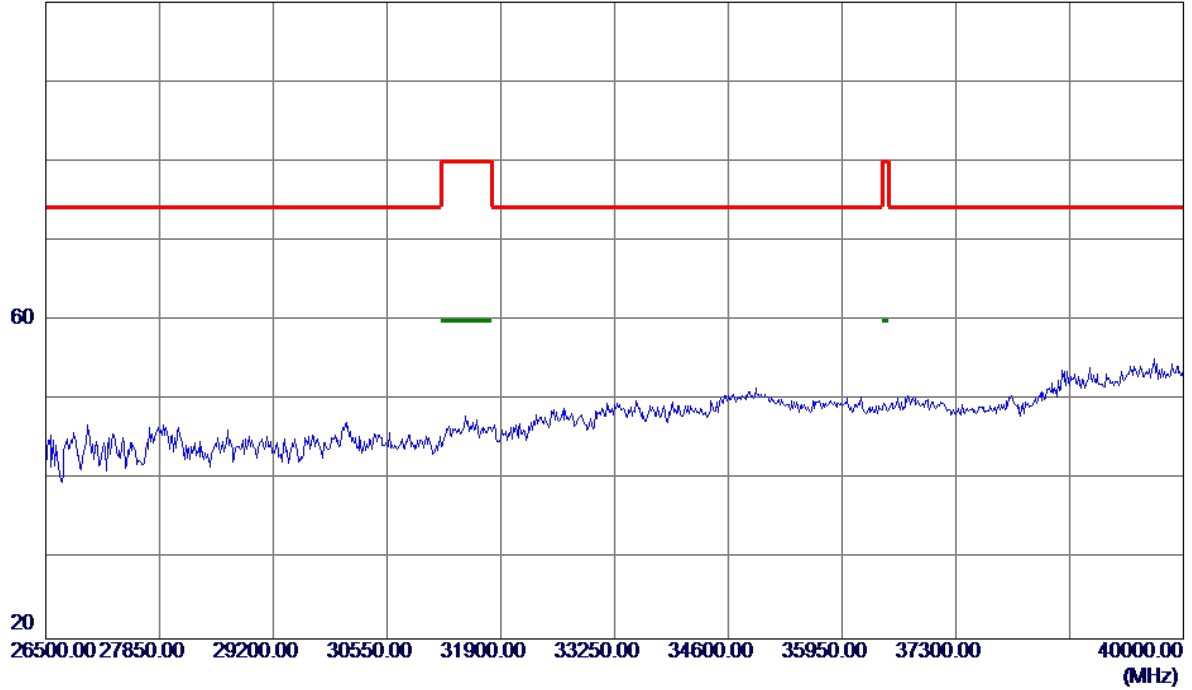


No.	Freq. MHz	Reading Level dBuV/m	Correct Factor dB	Measure ment dBuV/m	Limit dBuV/m	Margin dB	Detector	Comment

Orthogonal Axis :	X
Test Mode :	UNII-2C/ TX AC80 Mode 5530MHz

Horizontal

100 dBuV/m

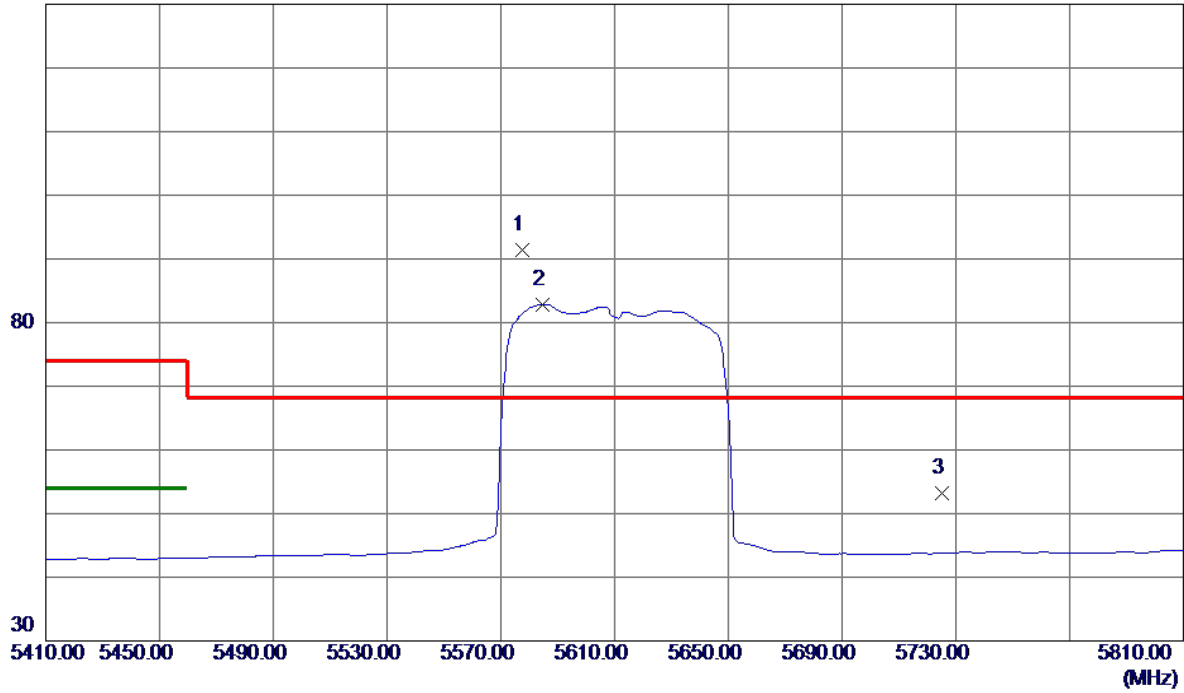


No.	Freq. MHz	Reading Level dBuV/m	Correct Factor dB	Measure ment dBuV/m	Limit dBuV/m	Margin dB	Detector	Comment
-----	--------------	----------------------------	-------------------------	---------------------------	-----------------	--------------	----------	---------

Orthogonal Axis :	X
Test Mode :	UNII-2C/ TX AC80 Mode 5610MHz

Vertical

130 dBuV/m

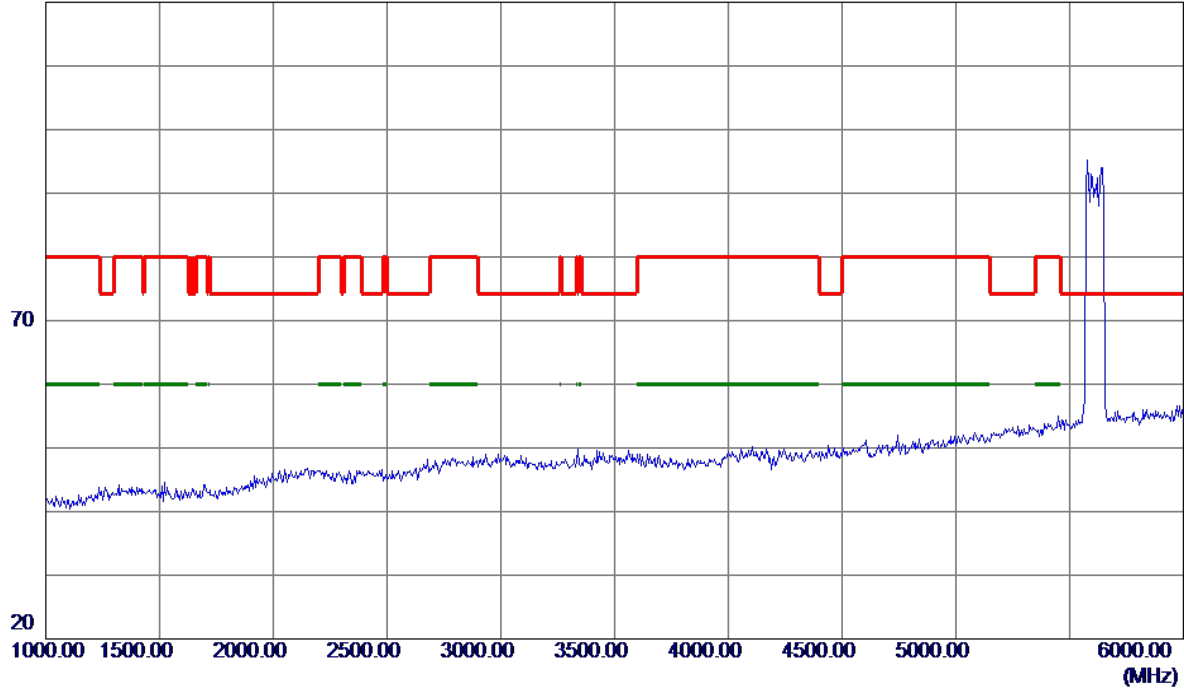


No.	Freq. MHz	Reading Level dBuV/m	Correct Factor dB	Measure ment dBuV/m	Limit dBuV/m	Margin dB	Detector	Comment
1 *	5577.6000	48.27	43.11	91.38	68.30	23.08	Peak	No Limit
2	5584.8000	39.74	43.14	82.88	999.00	-916.12	AVG	No Limit
3	5725.0000	9.55	43.56	53.11	68.30	-15.19	Peak	

Orthogonal Axis :	X
Test Mode :	UNII-2C/ TX AC80 Mode 5610MHz

Vertical

120 dBuV/m

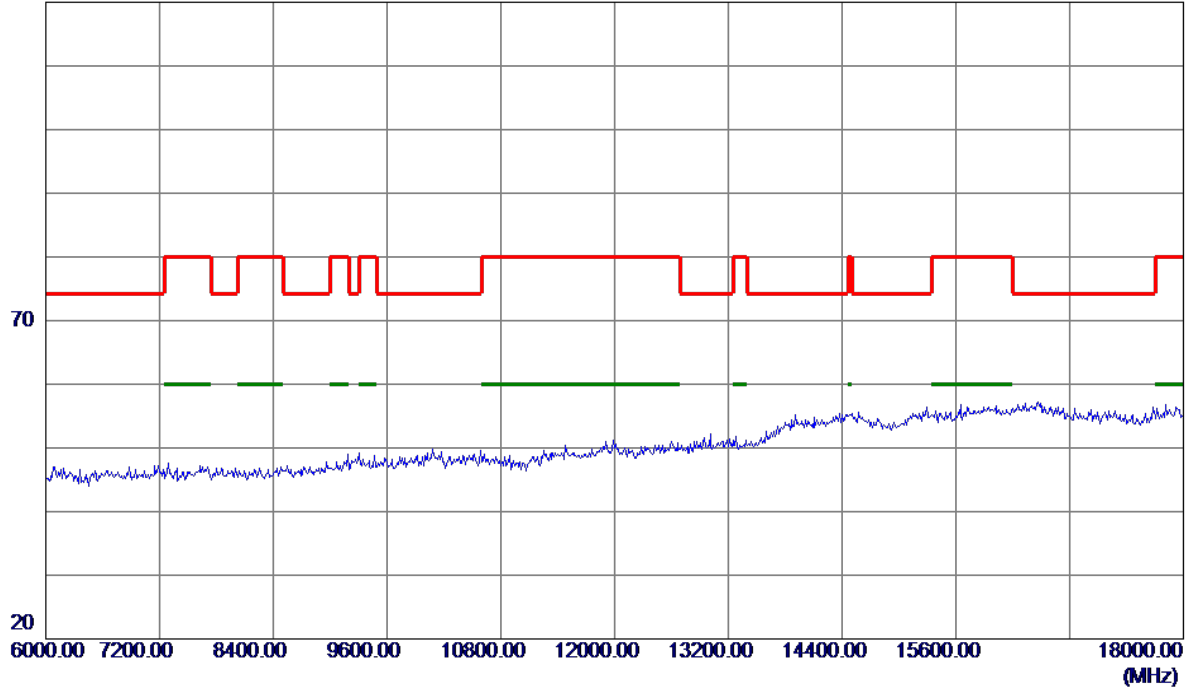


No.	Freq. MHz	Reading Level dBuV/m	Correct Factor dB	Measure ment dBuV/m	Limit dBuV/m	Margin dB	Detector	Comment
-----	--------------	----------------------------	-------------------------	---------------------------	-----------------	--------------	----------	---------

Orthogonal Axis :	X
Test Mode :	UNII-2C/ TX AC80 Mode 5610MHz

Vertical

120 dBuV/m

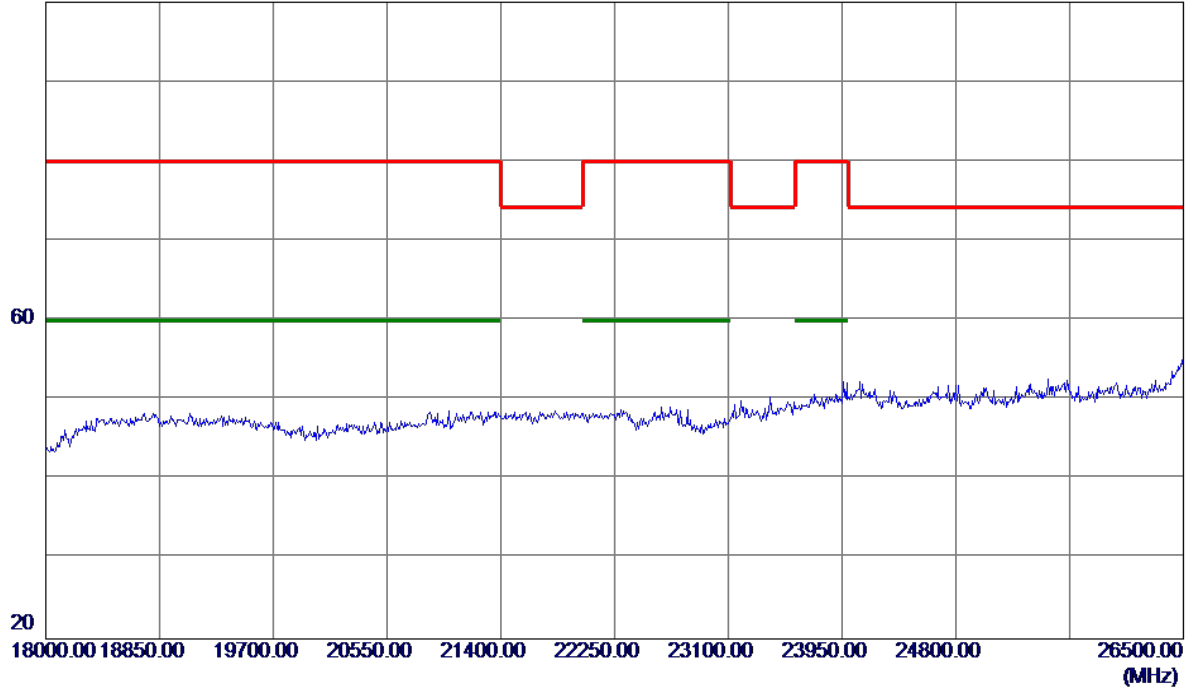


No.	Freq. MHz	Reading Level dBuV/m	Correct Factor dB	Measure ment dBuV/m	Limit dBuV/m	Margin dB	Detector	Comment
-----	--------------	----------------------------	-------------------------	---------------------------	-----------------	--------------	----------	---------

Orthogonal Axis :	X
Test Mode :	UNII-2C/ TX AC80 Mode 5610MHz

Vertical

100 dBuV/m



No.	Freq. MHz	Reading Level dBuV/m	Correct Factor dB	Measure ment dBuV/m	Limit dBuV/m	Margin dB	Detector	Comment
-----	--------------	----------------------------	-------------------------	---------------------------	-----------------	--------------	----------	---------

Orthogonal Axis :	X
Test Mode :	UNII-2C/ TX AC80 Mode 5610MHz

Vertical

100 dBuV/m

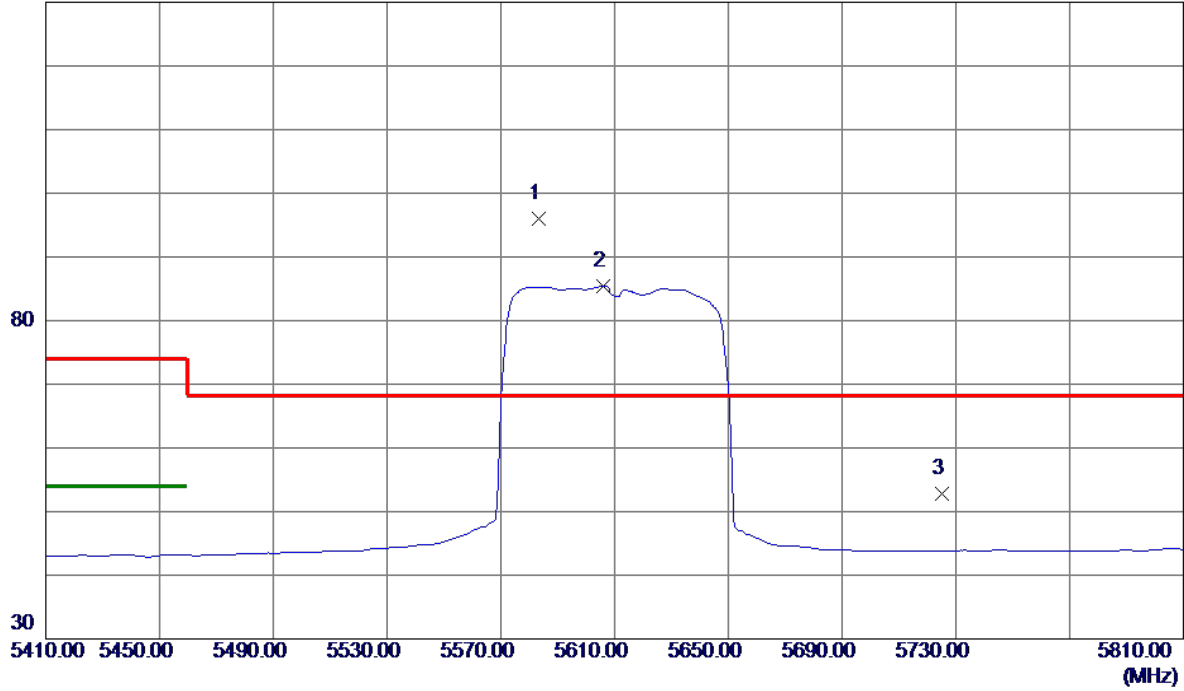


No.	Freq. MHz	Reading Level dBuV/m	Correct Factor dB	Measure ment dBuV/m	Limit dBuV/m	Margin dB	Detector	Comment
-----	--------------	----------------------------	-------------------------	---------------------------	-----------------	--------------	----------	---------

Orthogonal Axis :	X
Test Mode :	UNII-2C/ TX AC80 Mode 5610MHz

Horizontal

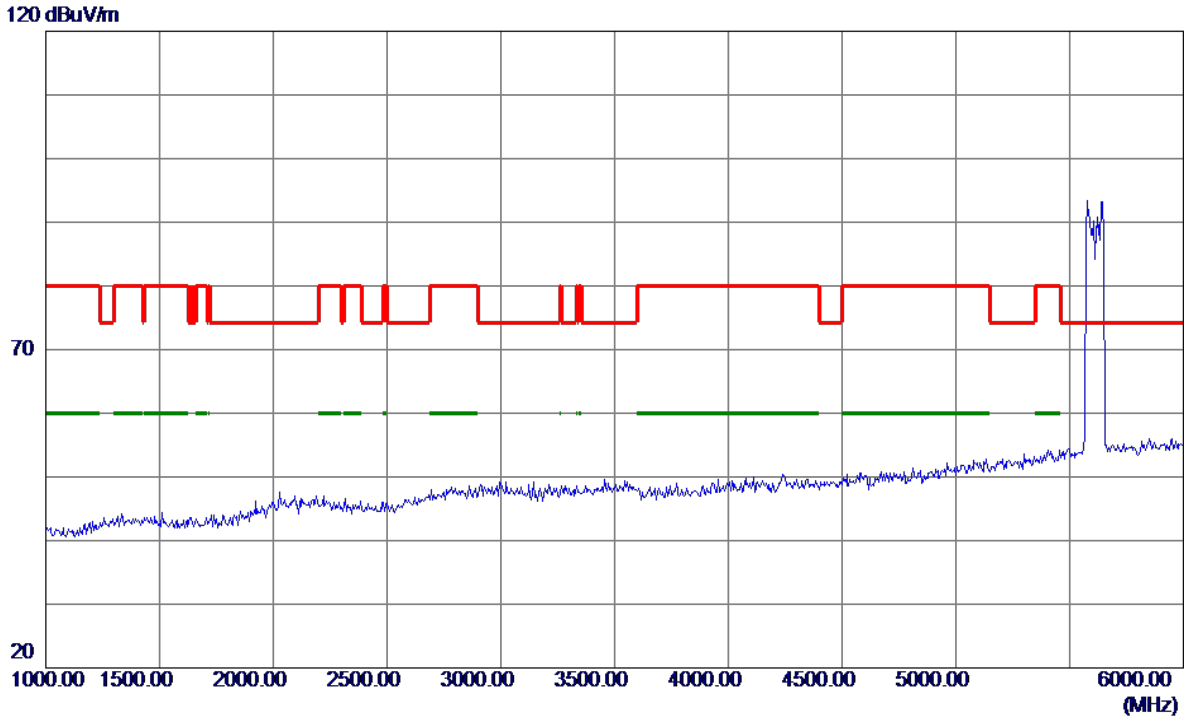
130 dBuV/m



No.	Freq. MHz	Reading Level dBuV/m	Correct Factor dB	Measure ment dBuV/m	Limit dBuV/m	Margin dB	Detector	Comment
1 *	5583.2000	52.90	43.13	96.03	68.30	27.73	Peak	No Limit
2	5606.0000	42.16	43.20	85.36	999.00	-913.64	AVG	No Limit
3	5725.0000	9.33	43.56	52.89	68.30	-15.41	Peak	

Orthogonal Axis :	X
Test Mode :	UNII-2C/ TX AC80 Mode 5610MHz

Horizontal

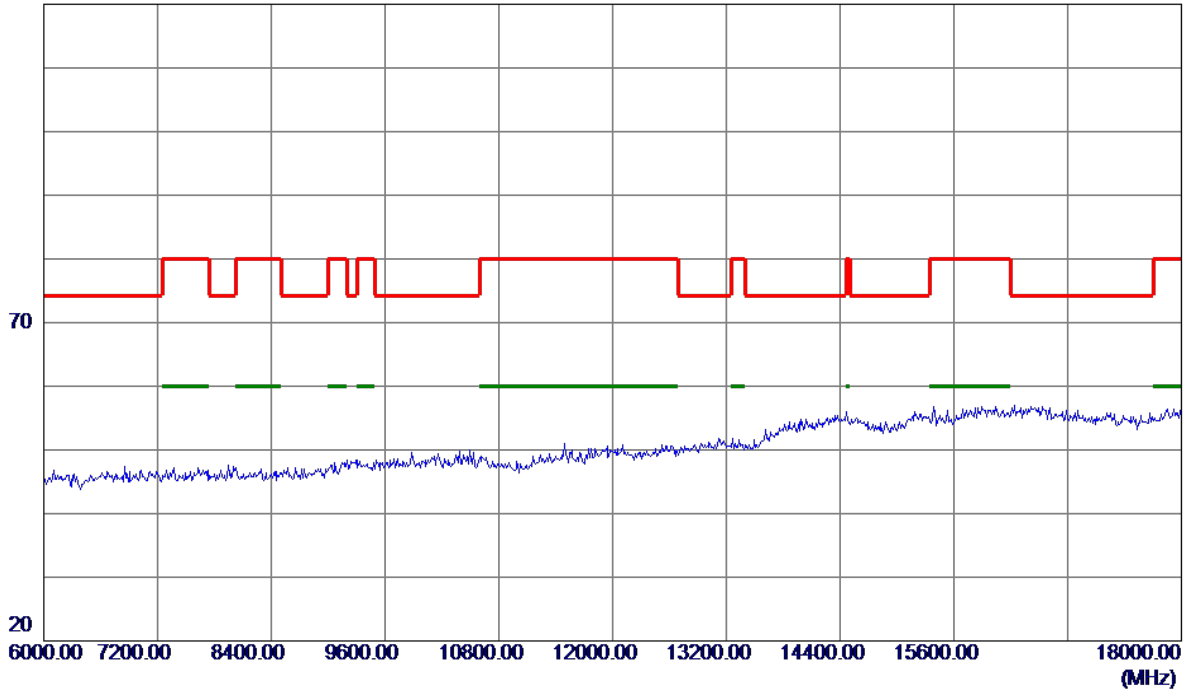


No.	Freq. MHz	Reading Level dBuV/m	Correct Factor dB	Measure ment dBuV/m	Limit dBuV/m	Margin dB	Detector	Comment
-----	--------------	----------------------------	-------------------------	---------------------------	-----------------	--------------	----------	---------

Orthogonal Axis :	X
Test Mode :	UNII-2C/ TX AC80 Mode 5610MHz

Horizontal

120 dBuV/m

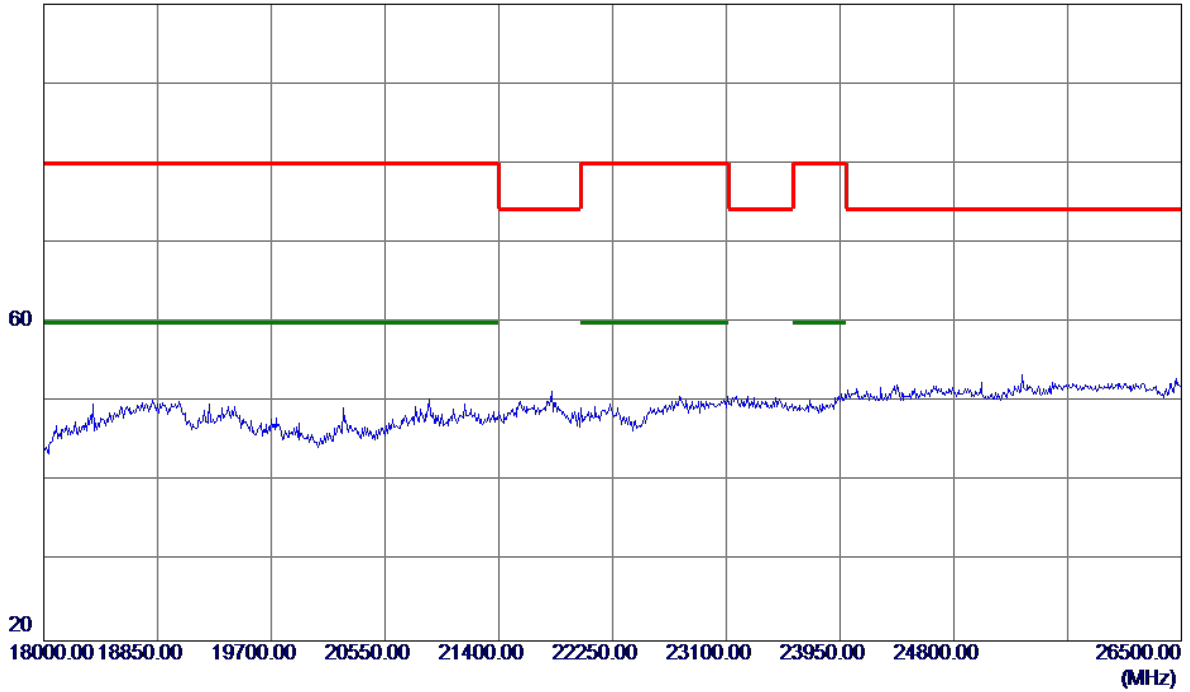


No.	Freq. MHz	Reading Level dBuV/m	Correct Factor dB	Measure ment dBuV/m	Limit dBuV/m	Margin dB	Detector	Comment
-----	--------------	----------------------------	-------------------------	---------------------------	-----------------	--------------	----------	---------

Orthogonal Axis :	X
Test Mode :	UNII-2C/ TX AC80 Mode 5610MHz

Horizontal

100 dBuV/m

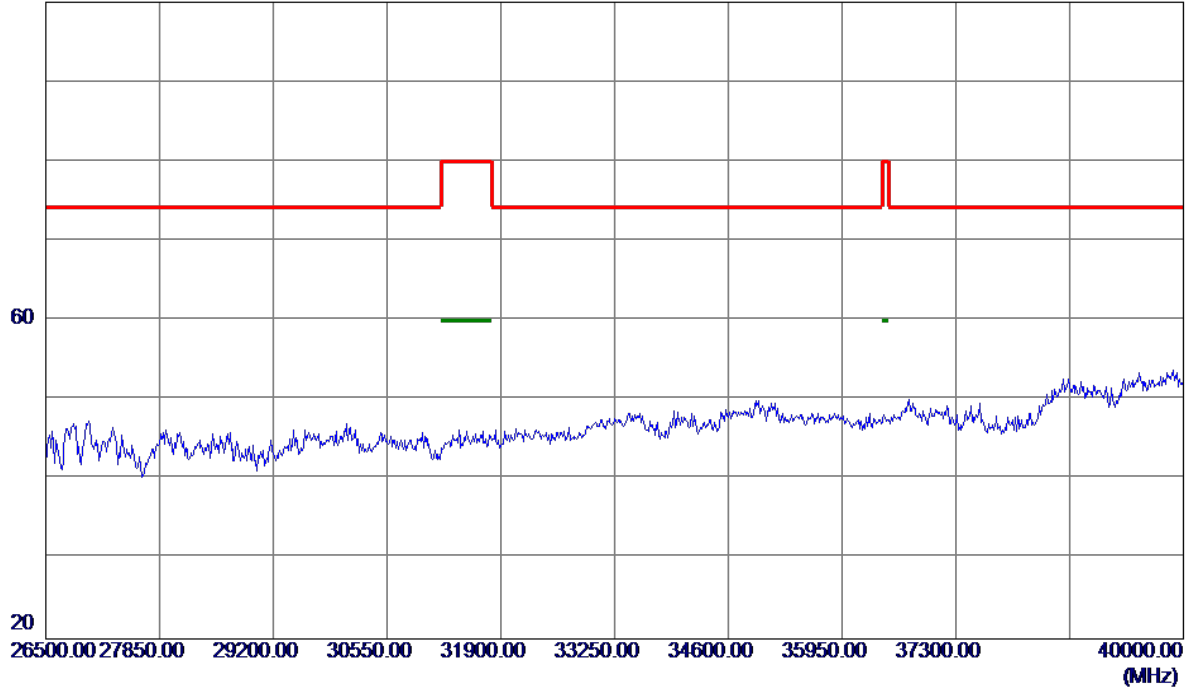


No.	Freq. MHz	Reading Level dBuV/m	Correct Factor dB	Measure ment dBuV/m	Limit dBuV/m	Margin dB	Detector	Comment

Orthogonal Axis :	X
Test Mode :	UNII-2C/ TX AC80 Mode 5610MHz

Horizontal

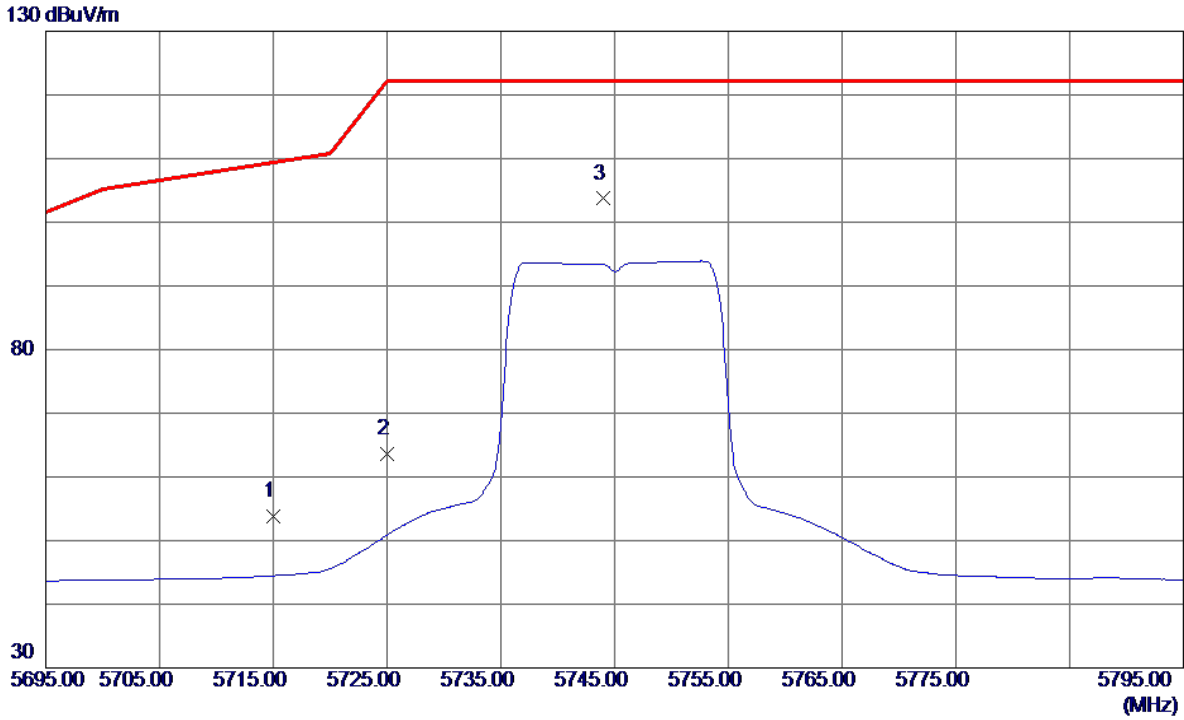
100 dBuV/m



No.	Freq. MHz	Reading Level dBuV/m	Correct Factor dB	Measure ment dBuV/m	Limit dBuV/m	Margin dB	Detector	Comment

Orthogonal Axis:	X
Test Mode:	UNII-3/TX AC20 Mode 5745MHz

Vertical

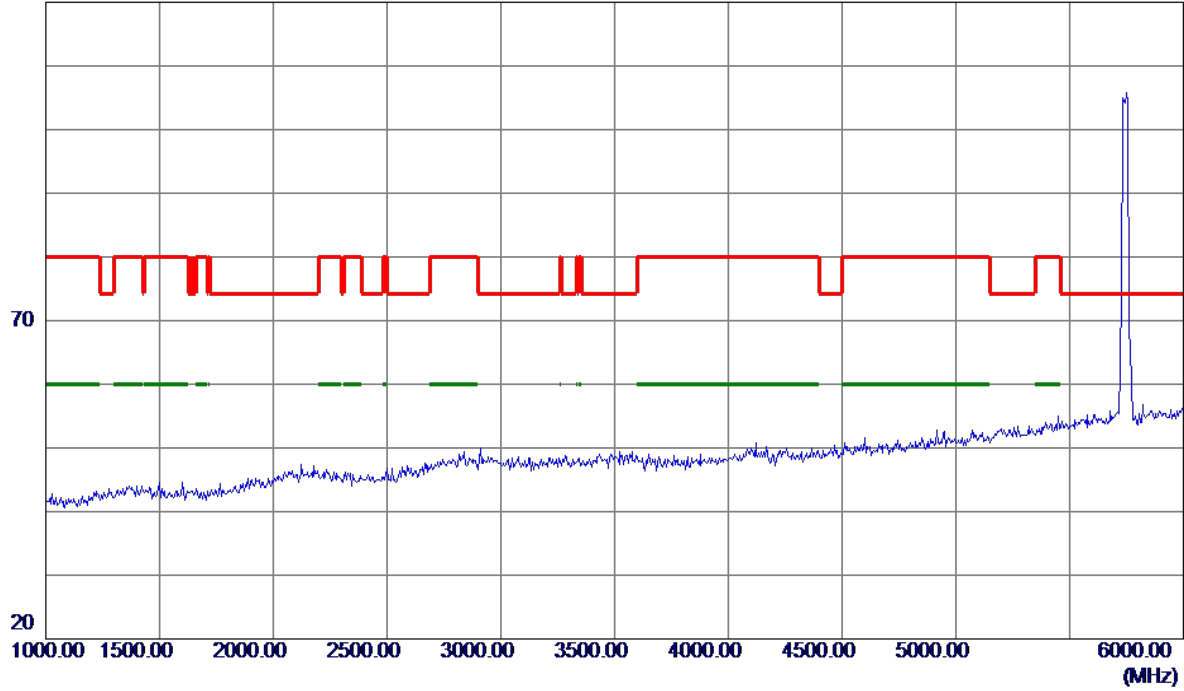


No.	Freq. (MHz)	Reading Level (dBuV/m)	Correct Factor (dB)	Measurement (dBuV/m)	Limit (dBuV/m)	Margin (dB)	Detector	Comment
1	5715.0000	10.19	43.53	53.72	109.40	-55.68	Peak	
2	5725.0000	20.13	43.56	63.69	122.20	-58.51	Peak	
3 *	5744.0000	60.08	43.62	103.70	122.20	-18.50	Peak	

Orthogonal Axis:	X
Test Mode:	UNII-3/TX AC20 Mode 5745MHz

Vertical

120 dBuV/m

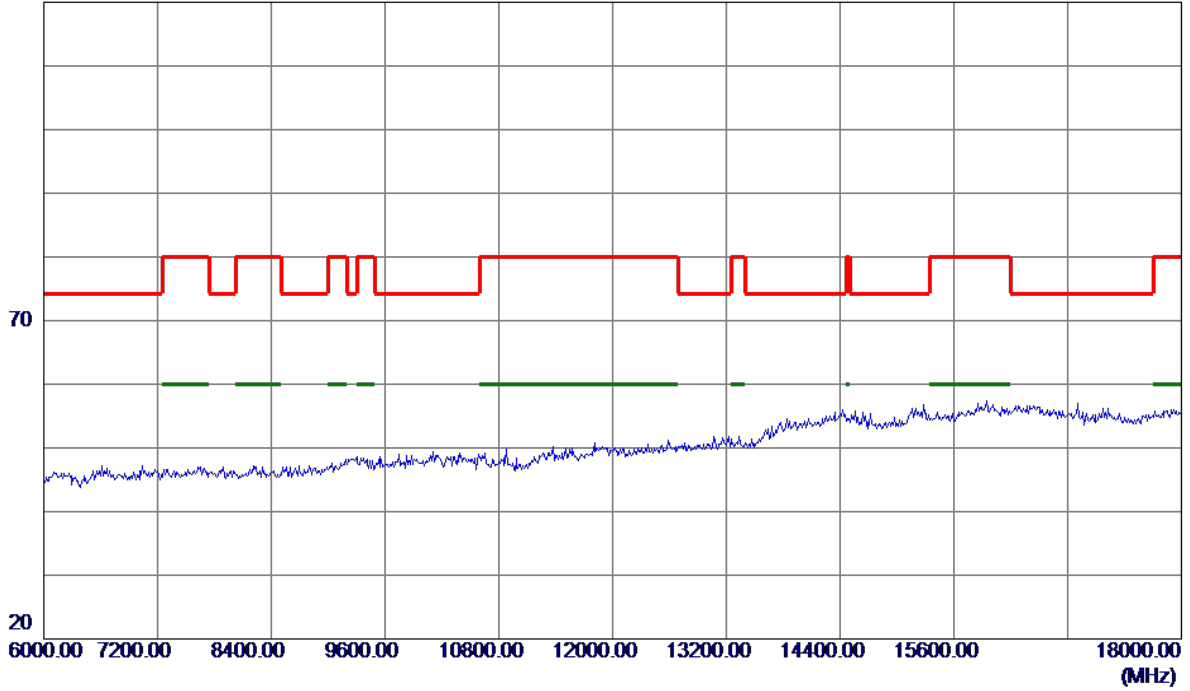


No.	Freq. MHz	Reading Level dBuV/m	Correct Factor dB	Measure ment dBuV/m	Limit dBuV/m	Margin dB	Detector	Comment
-----	--------------	----------------------------	-------------------------	---------------------------	-----------------	--------------	----------	---------

Orthogonal Axis:	X
Test Mode:	UNII-3/TX AC20 Mode 5745MHz

Vertical

120 dBuV/m

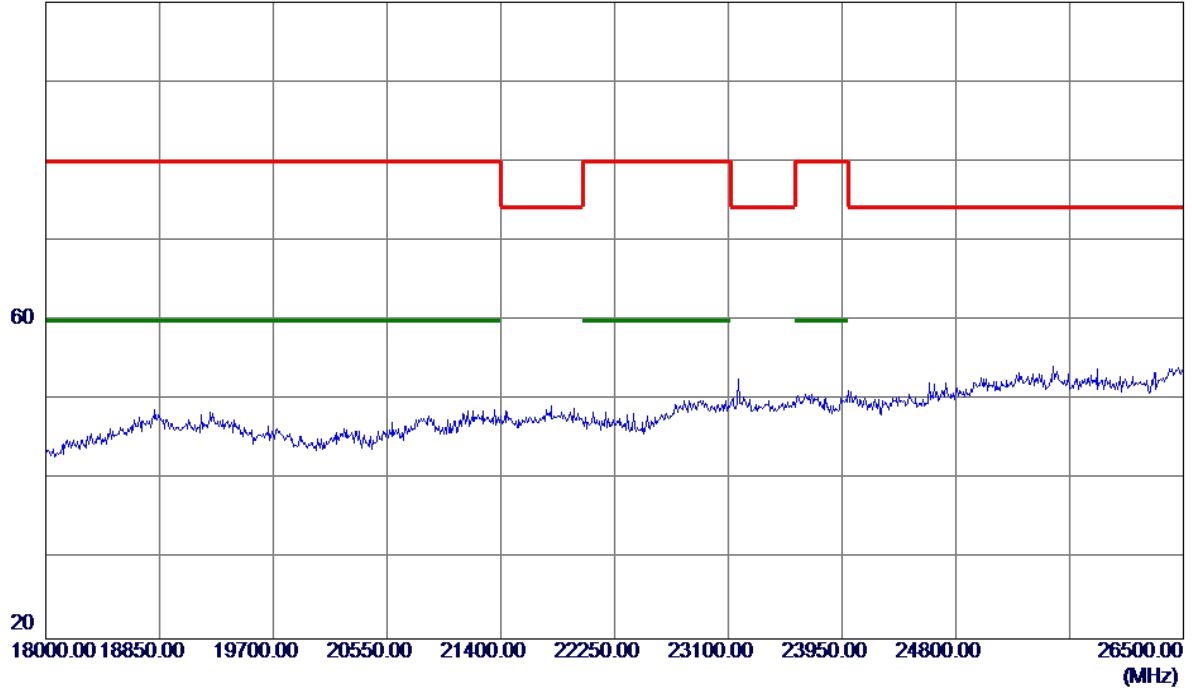


No.	Freq. MHz	Reading Level dBuV/m	Correct Factor dB	Measure ment dBuV/m	Limit dBuV/m	Margin dB	Detector	Comment
-----	--------------	----------------------------	-------------------------	---------------------------	-----------------	--------------	----------	---------

Orthogonal Axis:	X
Test Mode:	UNII-3/TX AC20 Mode 5745MHz

Vertical

100 dBuV/m

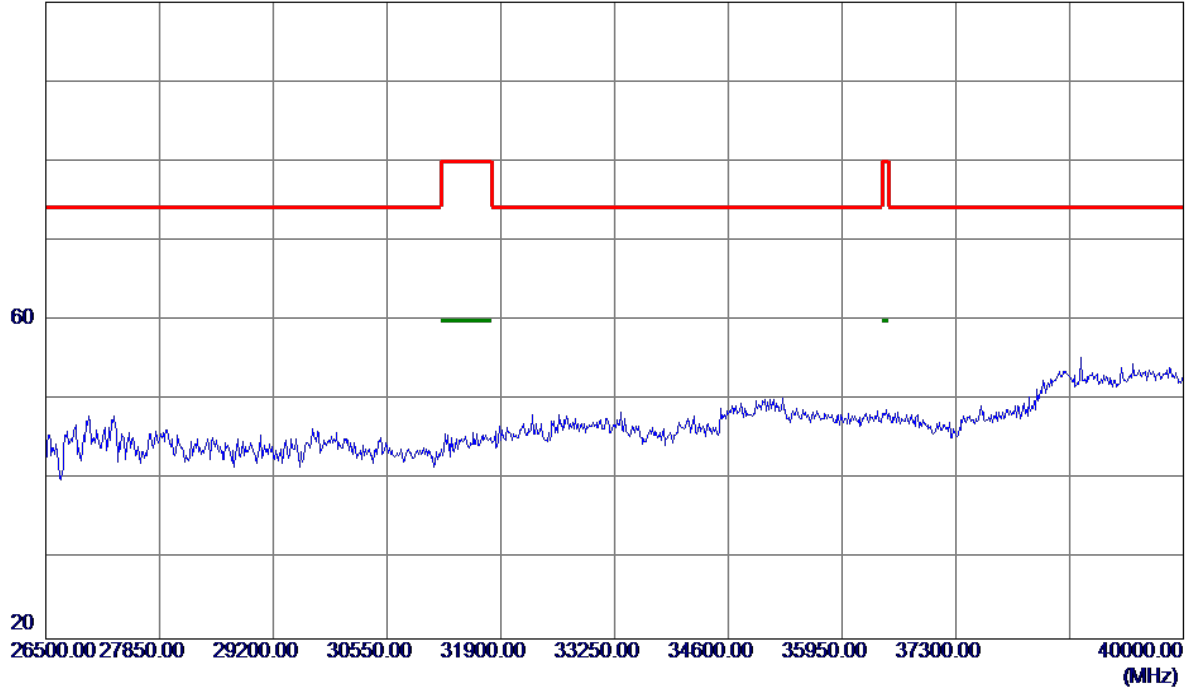


No.	Freq. MHz	Reading Level dBuV/m	Correct Factor dB	Measure ment dBuV/m	Limit dBuV/m	Margin dB	Detector	Comment
-----	--------------	----------------------------	-------------------------	---------------------------	-----------------	--------------	----------	---------

Orthogonal Axis:	X
Test Mode:	UNII-3/TX AC20 Mode 5745MHz

Vertical

100 dBuV/m

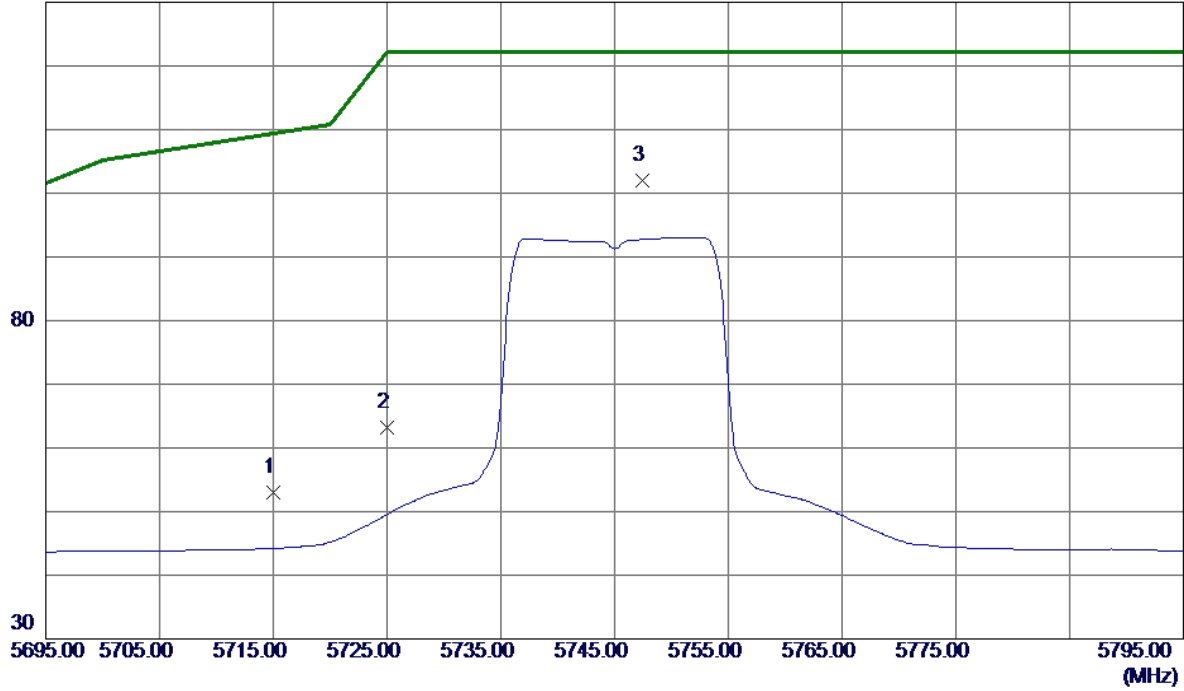


No.	Freq. MHz	Reading Level dBuV/m	Correct Factor dB	Measure ment dBuV/m	Limit dBuV/m	Margin dB	Detector	Comment
-----	--------------	----------------------------	-------------------------	---------------------------	-----------------	--------------	----------	---------

Orthogonal Axis:	X
Test Mode:	UNII-3/TX AC20 Mode 5745MHz

Horizontal

130 dBuV/m



No.	Freq. MHz	Reading Level dBuV/m	Correct Factor dB	Measure ment dBuV/m	Limit dBuV/m	Margin dB	Detector	Comment
1	5715.0000	9.44	43.53	52.97	109.40	-56.43	Peak	
2	5725.0000	19.70	43.56	63.26	122.20	-58.94	Peak	
3 *	5747.4000	58.39	43.63	102.02	122.20	-20.18	Peak	

Orthogonal Axis:	X
Test Mode:	UNII-3/TX AC20 Mode 5745MHz

Horizontal

120 dBuV/m

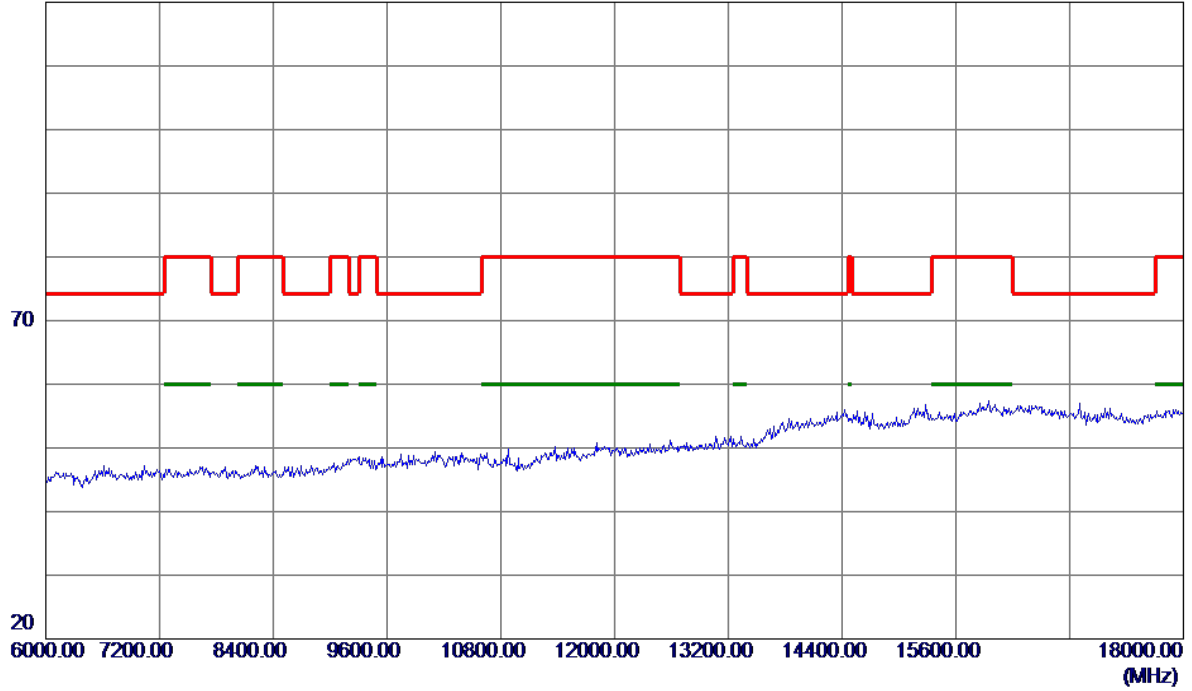


No.	Freq. MHz	Reading Level dBuV/m	Correct Factor dB	Measure ment dBuV/m	Limit dBuV/m	Margin dB	Detector	Comment
-----	--------------	----------------------------	-------------------------	---------------------------	-----------------	--------------	----------	---------

Orthogonal Axis:	X
Test Mode:	UNII-3/TX AC20 Mode 5745MHz

Horizontal

120 dBuV/m

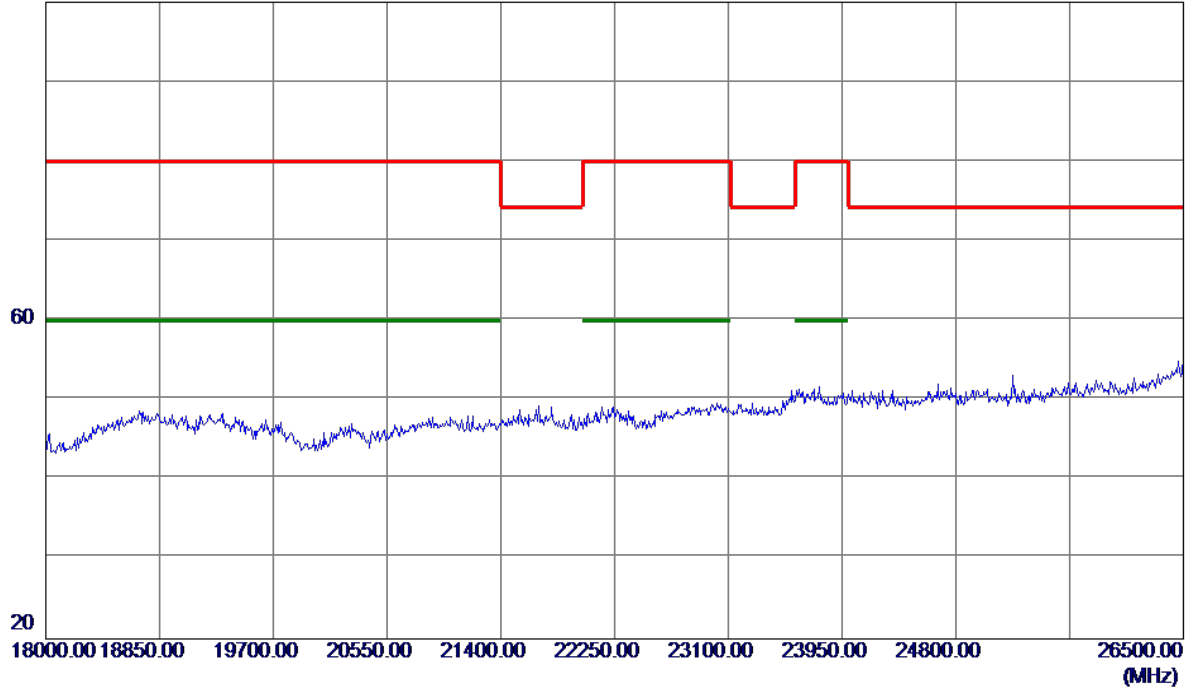


No.	Freq. MHz	Reading Level dBuV/m	Correct Factor dB	Measure ment dBuV/m	Limit dBuV/m	Margin dB	Detector	Comment
-----	--------------	----------------------------	-------------------------	---------------------------	-----------------	--------------	----------	---------

Orthogonal Axis:	X
Test Mode:	UNII-3/TX AC20 Mode 5745MHz

Horizontal

100 dBuV/m

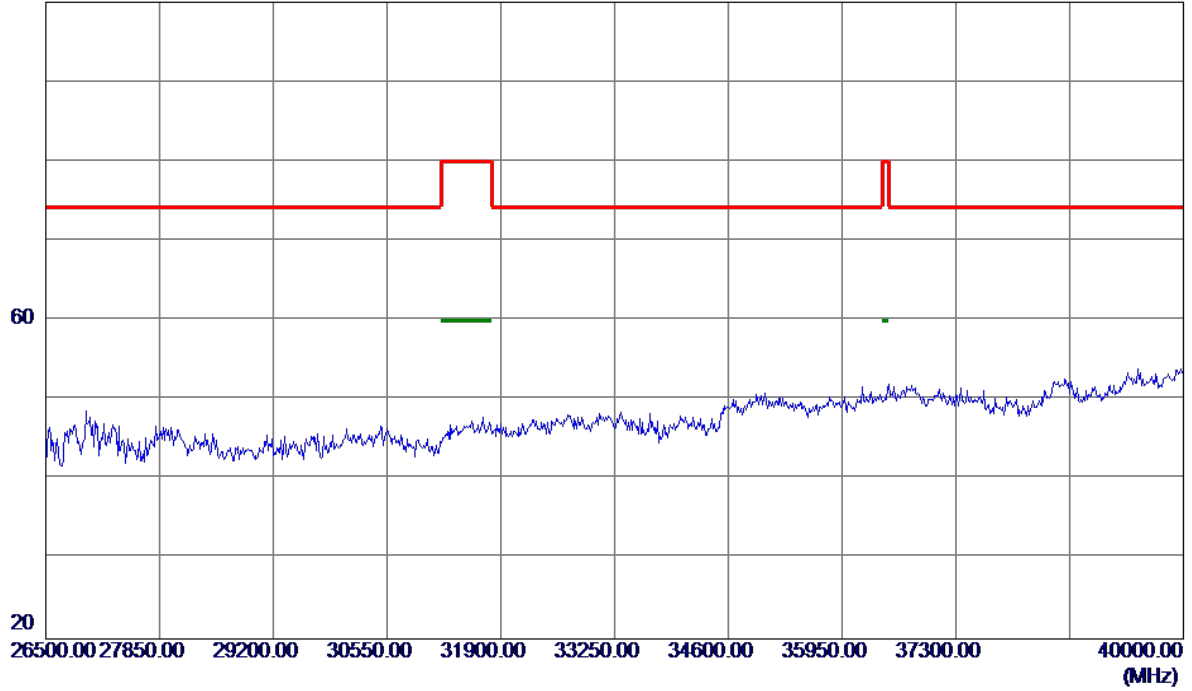


No.	Freq. MHz	Reading Level dBuV/m	Correct Factor dB	Measure ment dBuV/m	Limit dBuV/m	Margin dB	Detector	Comment
-----	--------------	----------------------------	-------------------------	---------------------------	-----------------	--------------	----------	---------

Orthogonal Axis:	X
Test Mode:	UNII-3/TX AC20 Mode 5745MHz

Horizontal

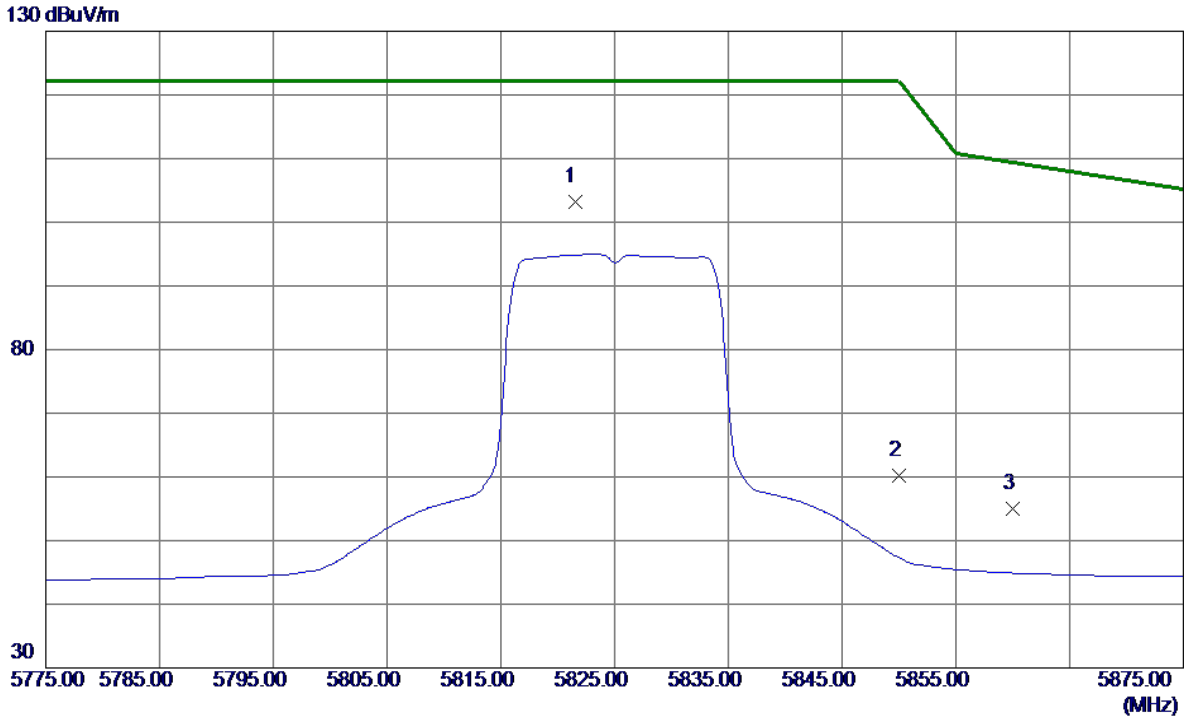
100 dBuV/m



No.	Freq. MHz	Reading Level dBuV/m	Correct Factor dB	Measure ment dBuV/m	Limit dBuV/m	Margin dB	Detector	Comment
-----	--------------	----------------------------	-------------------------	---------------------------	-----------------	--------------	----------	---------

Orthogonal Axis:	X
Test Mode:	UNII-3/TX AC20 Mode 5825MHz

Vertical

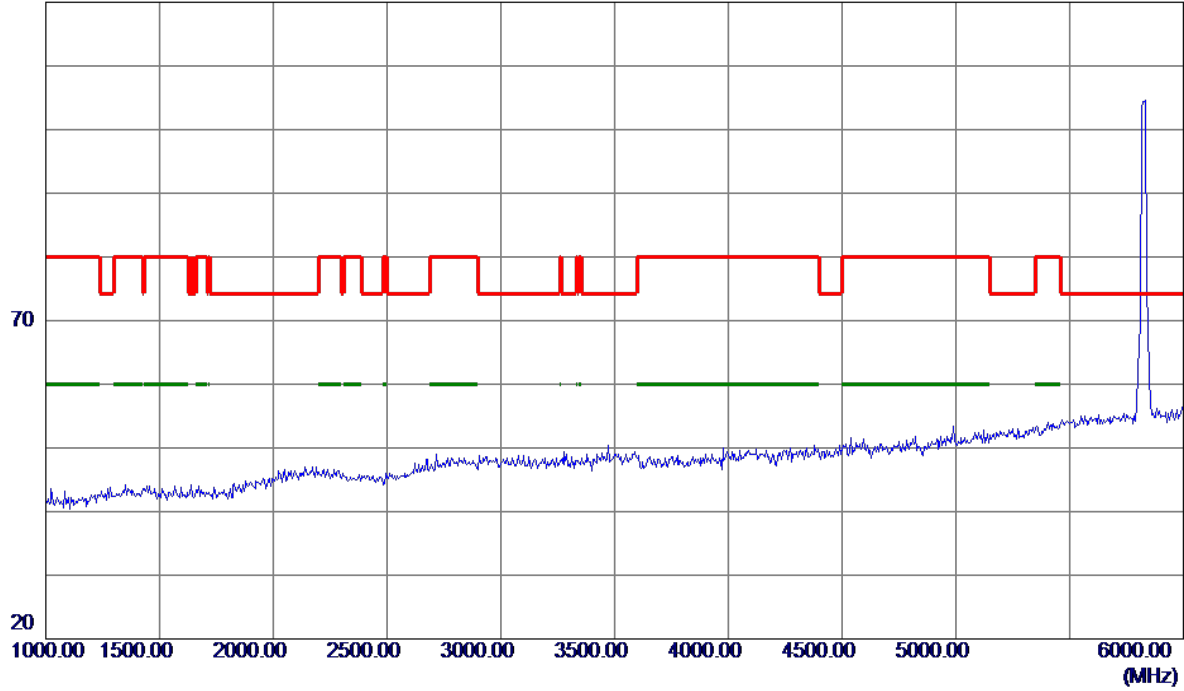


No.	Freq. MHz	Reading Level dBuV/m	Correct Factor dB	Measure ment dBuV/m	Limit dBuV/m	Margin dB	Detector	Comment
1 *	5821.5000	59.38	43.85	103.23	122.20	-18.97	Peak	
2	5850.0000	16.32	43.94	60.26	122.20	-61.94	Peak	
3	5860.0000	11.09	43.97	55.06	109.40	-54.34	Peak	

Orthogonal Axis:	X
Test Mode:	UNII-3/TX AC20 Mode 5825MHz

Vertical

120 dBuV/m

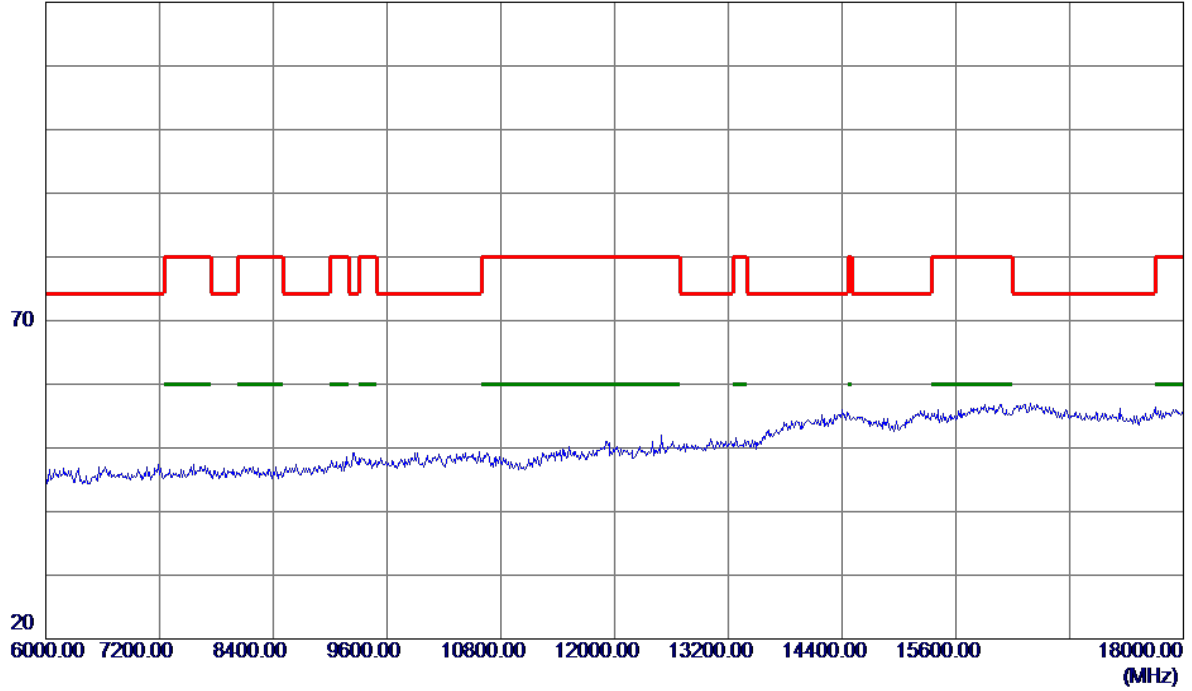


No.	Freq. MHz	Reading Level dBuV/m	Correct Factor dB	Measure ment dBuV/m	Limit dBuV/m	Margin dB	Detector	Comment
-----	--------------	----------------------------	-------------------------	---------------------------	-----------------	--------------	----------	---------

Orthogonal Axis:	X
Test Mode:	UNII-3/TX AC20 Mode 5825MHz

Vertical

120 dBuV/m

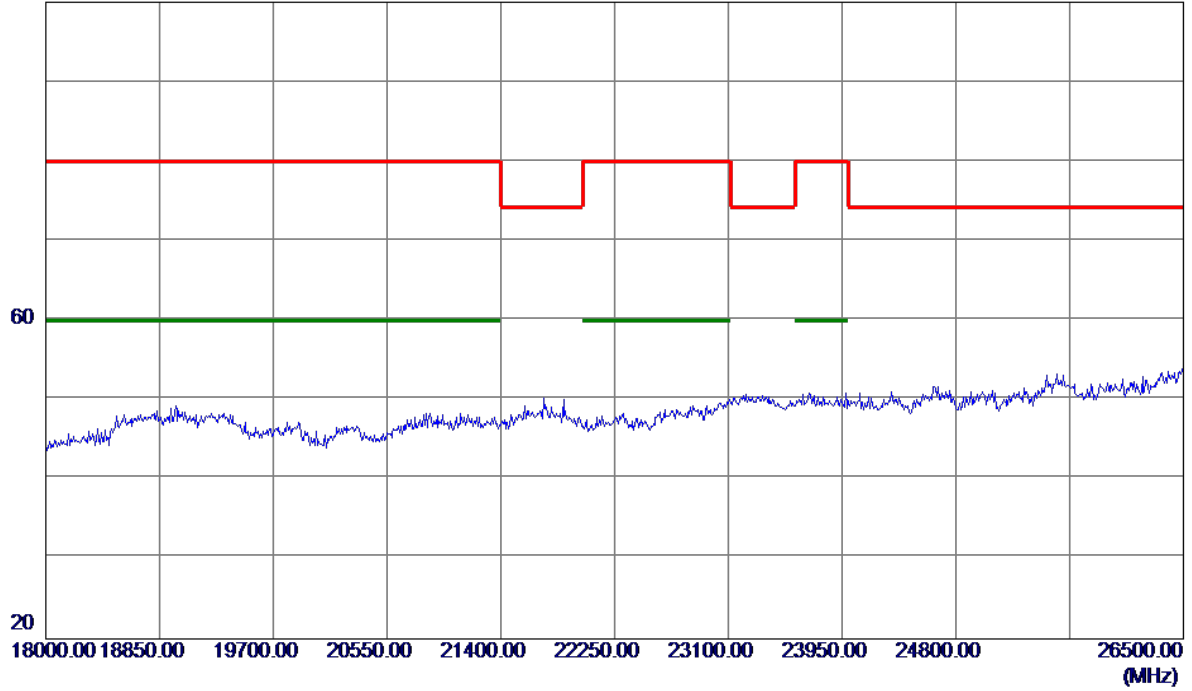


No.	Freq. MHz	Reading Level dBuV/m	Correct Factor dB	Measure ment dBuV/m	Limit dBuV/m	Margin dB	Detector	Comment
-----	--------------	----------------------------	-------------------------	---------------------------	-----------------	--------------	----------	---------

Orthogonal Axis:	X
Test Mode:	UNII-3/TX AC20 Mode 5825MHz

Vertical

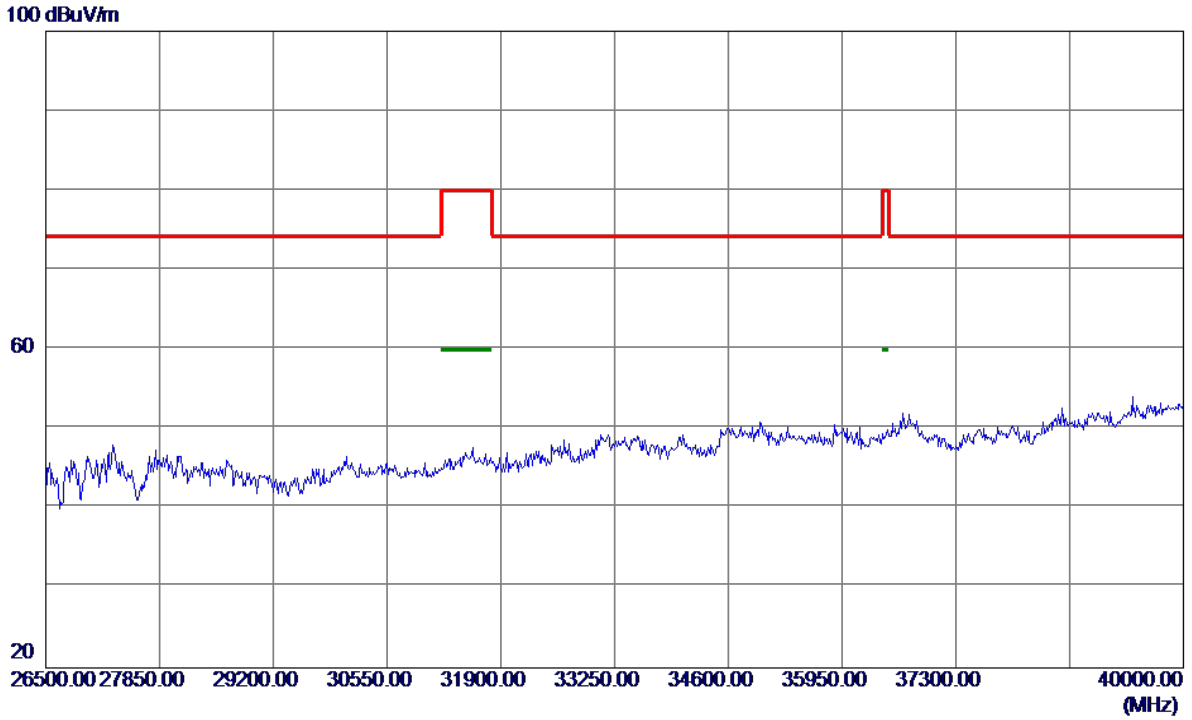
100 dBuV/m



No.	Freq. MHz	Reading Level dBuV/m	Correct Factor dB	Measure ment dBuV/m	Limit dBuV/m	Margin dB	Detector	Comment
-----	--------------	----------------------------	-------------------------	---------------------------	-----------------	--------------	----------	---------

Orthogonal Axis:	X
Test Mode:	UNII-3/TX AC20 Mode 5825MHz

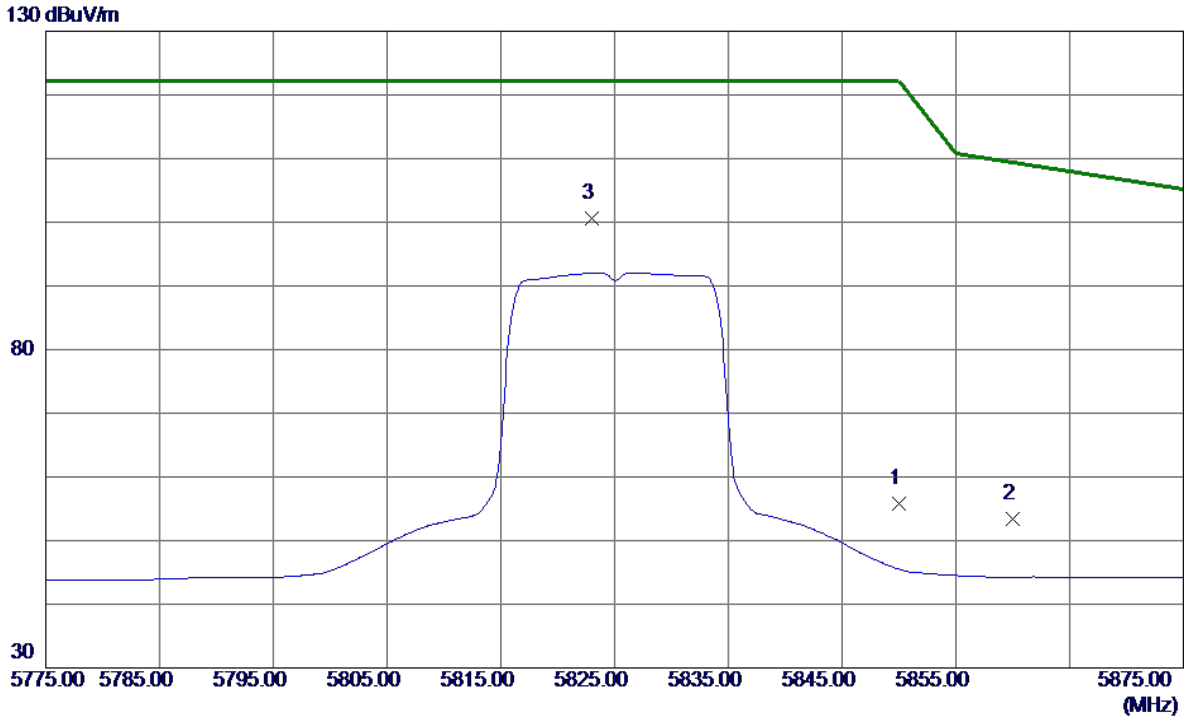
Vertical



No.	Freq.	Reading	Correct	Measure	Limit	Margin	Detector	Comment
	MHz	dBuV/m	dB	dBuV/m	dBuV/m	dB		

Orthogonal Axis:	X
Test Mode:	UNII-3/TX AC20 Mode 5825MHz

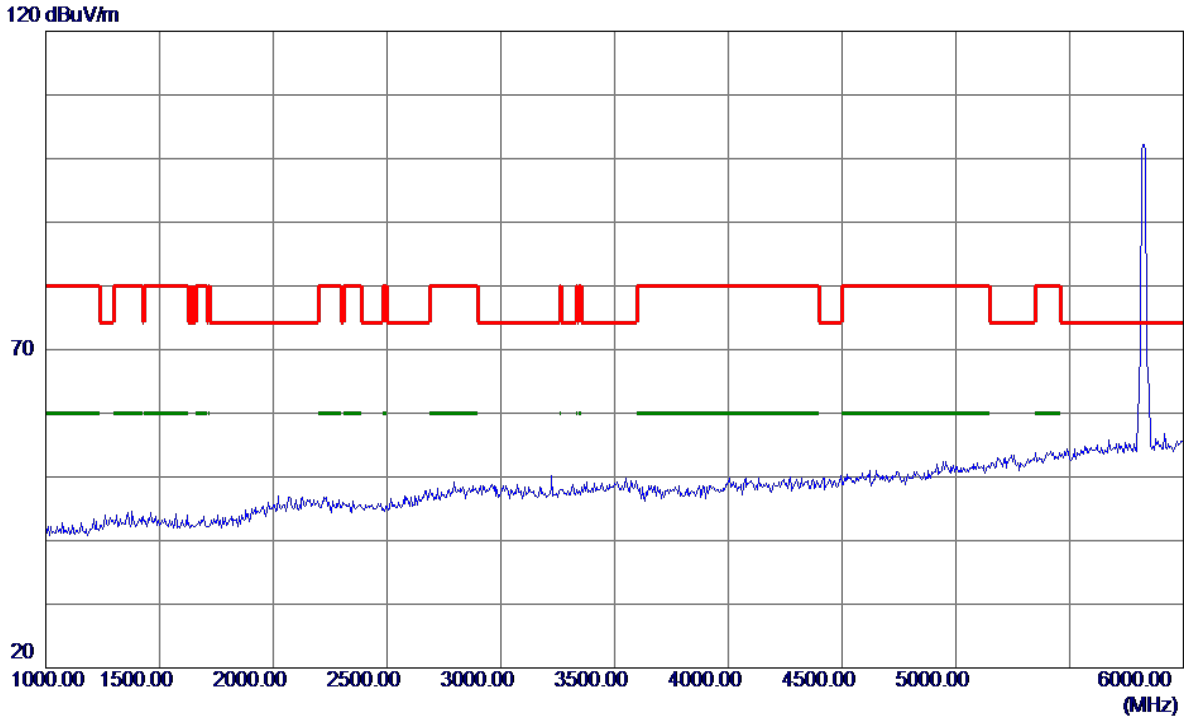
Horizontal



No.	Freq. MHz	Reading Level dBuV/m	Correct Factor dB	Measure ment dBuV/m	Limit dBuV/m	Margin dB	Detector	Comment
1	5850.0000	11.80	43.94	55.74	122.20	-66.46	Peak	
2	5860.0000	9.47	43.97	53.44	109.40	-55.96	Peak	
3 *	5823.0000	56.66	43.86	100.52	122.20	-21.68	Peak	

Orthogonal Axis:	X
Test Mode:	UNII-3/TX AC20 Mode 5825MHz

Horizontal

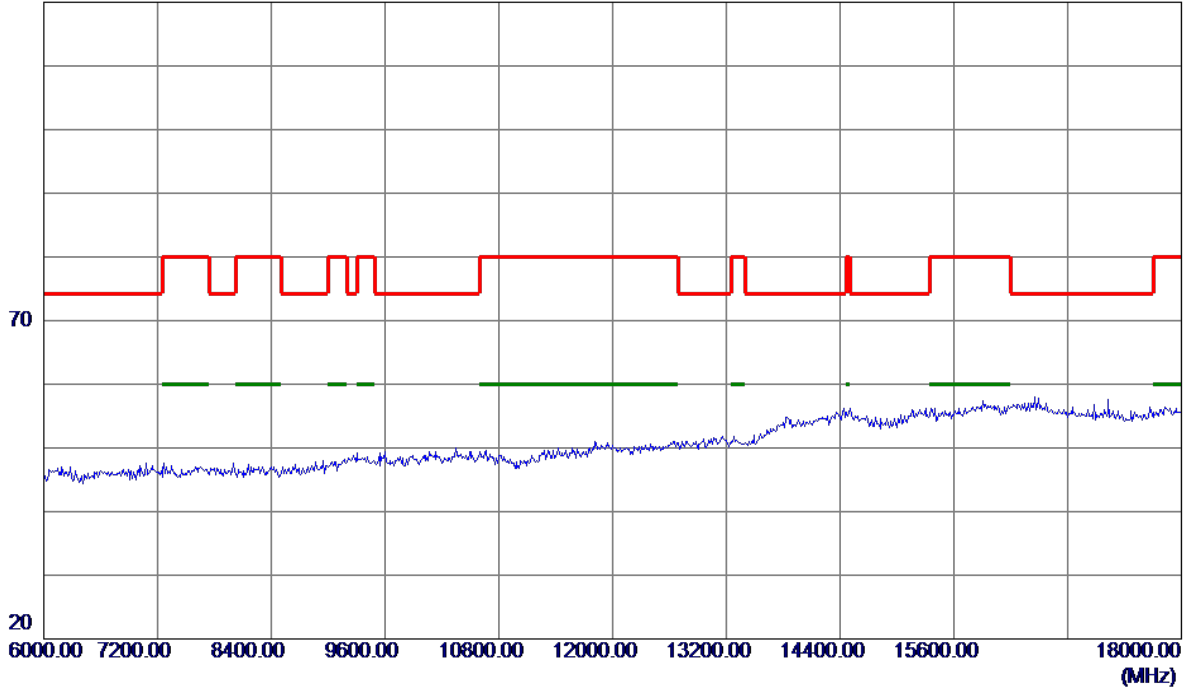


No.	Freq. MHz	Reading Level dBuV/m	Correct Factor dB	Measure ment dBuV/m	Limit dBuV/m	Margin dB	Detector	Comment
-----	--------------	----------------------------	-------------------------	---------------------------	-----------------	--------------	----------	---------

Orthogonal Axis:	X
Test Mode:	UNII-3/TX AC20 Mode 5825MHz

Horizontal

120 dBuV/m

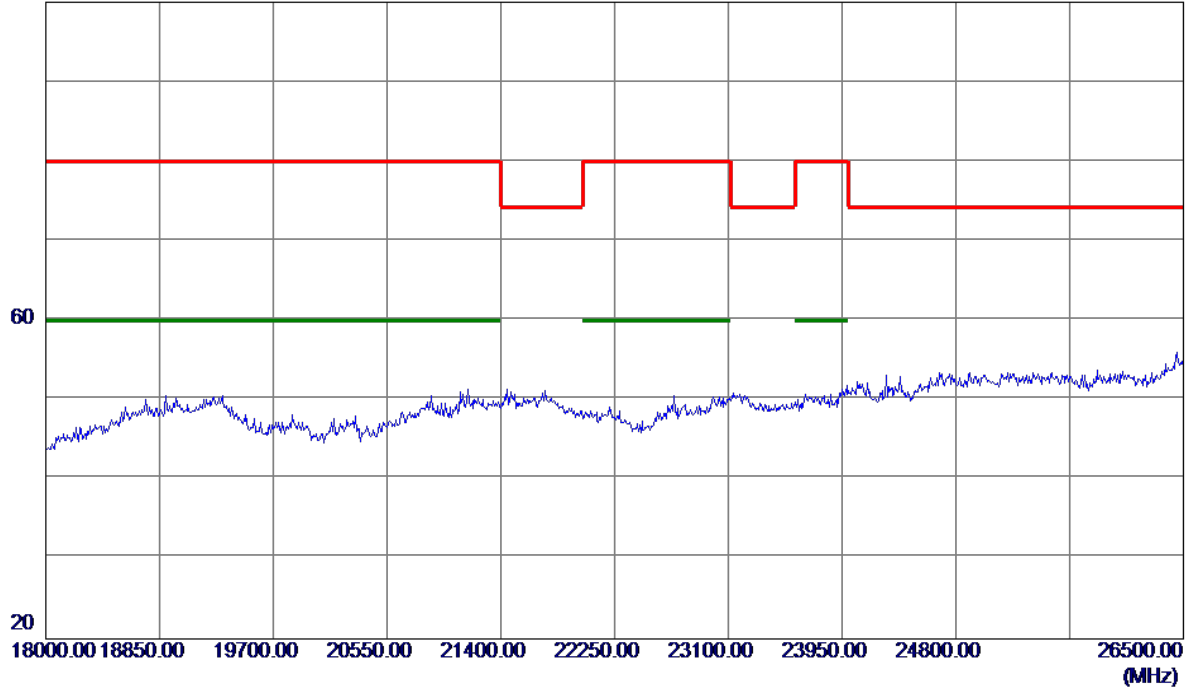


No.	Freq. MHz	Reading Level dBuV/m	Correct Factor dB	Measure ment dBuV/m	Limit dBuV/m	Margin dB	Detector	Comment
-----	--------------	----------------------------	-------------------------	---------------------------	-----------------	--------------	----------	---------

Orthogonal Axis:	X
Test Mode:	UNII-3/TX AC20 Mode 5825MHz

Horizontal

100 dBuV/m

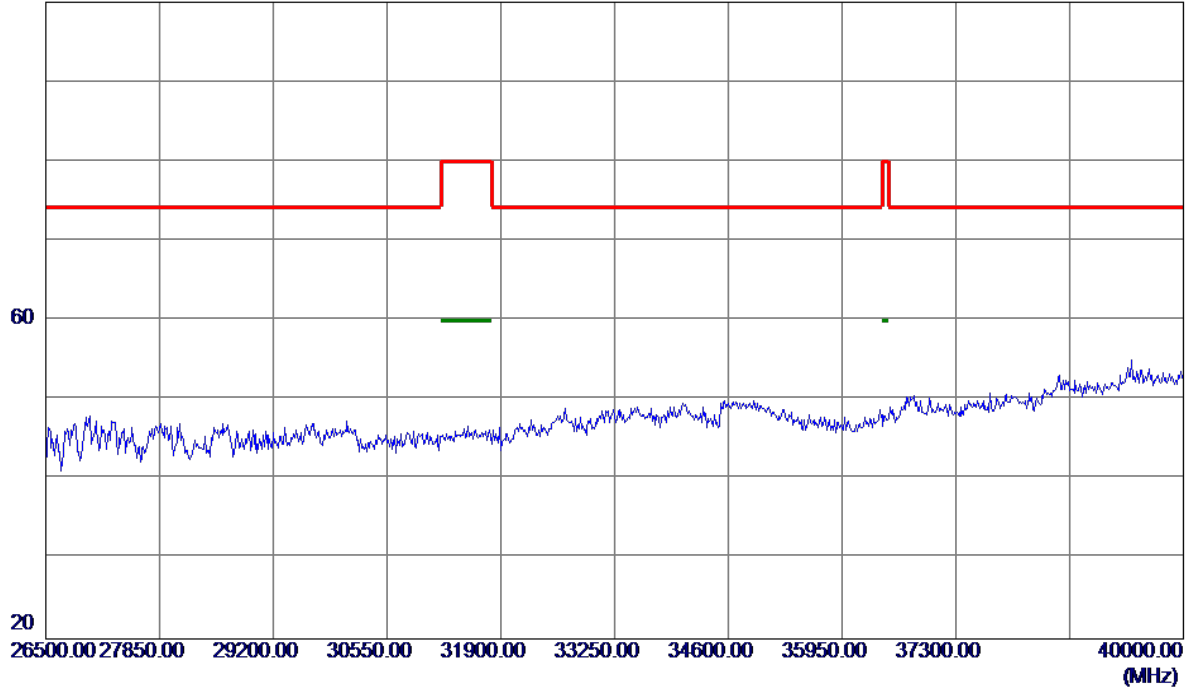


No.	Freq. MHz	Reading Level dBuV/m	Correct Factor dB	Measure ment dBuV/m	Limit dBuV/m	Margin dB	Detector	Comment
-----	--------------	----------------------------	-------------------------	---------------------------	-----------------	--------------	----------	---------

Orthogonal Axis:	X
Test Mode:	UNII-3/TX AC20 Mode 5825MHz

Horizontal

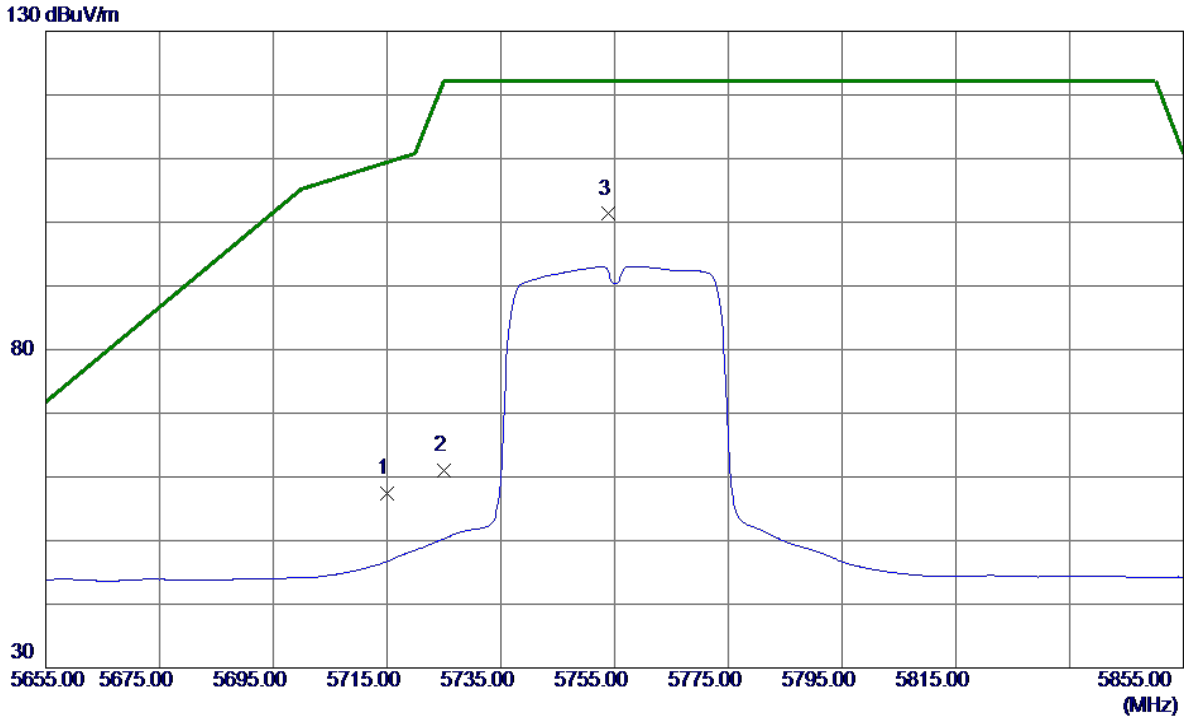
100 dBuV/m



No.	Freq. MHz	Reading Level dBuV/m	Correct Factor dB	Measure ment dBuV/m	Limit dBuV/m	Margin dB	Detector	Comment
-----	--------------	----------------------------	-------------------------	---------------------------	-----------------	--------------	----------	---------

Orthogonal Axis:	X
Test Mode:	UNII-3/TX AC40 Mode 5755MHz

Vertical

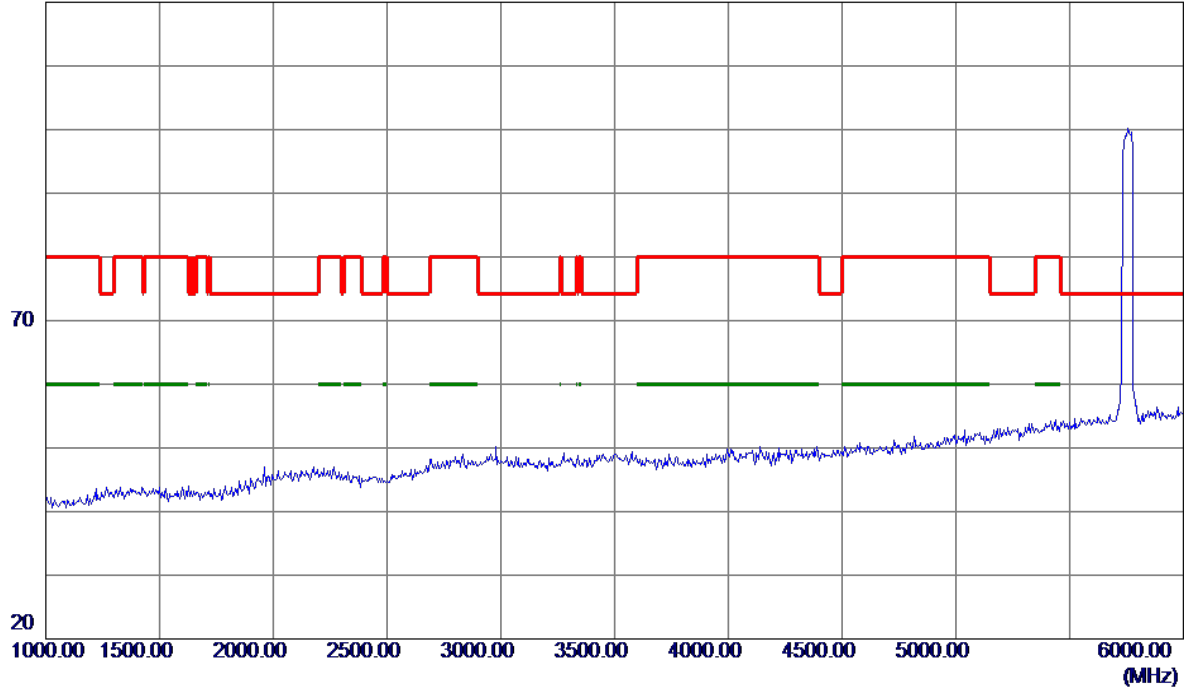


No.	Freq. MHz	Reading Level dBuV/m	Correct Factor dB	Measure ment dBuV/m	Limit dBuV/m	Margin dB	Detector	Comment
1	5715.0000	13.79	43.53	57.32	109.40	-52.08	Peak	
2	5725.0000	17.51	43.56	61.07	122.20	-61.13	Peak	
3 *	5753.8000	57.65	43.65	101.30	122.20	-20.90	Peak	

Orthogonal Axis:	X
Test Mode:	UNII-3/TX AC40 Mode 5755MHz

Vertical

120 dBuV/m

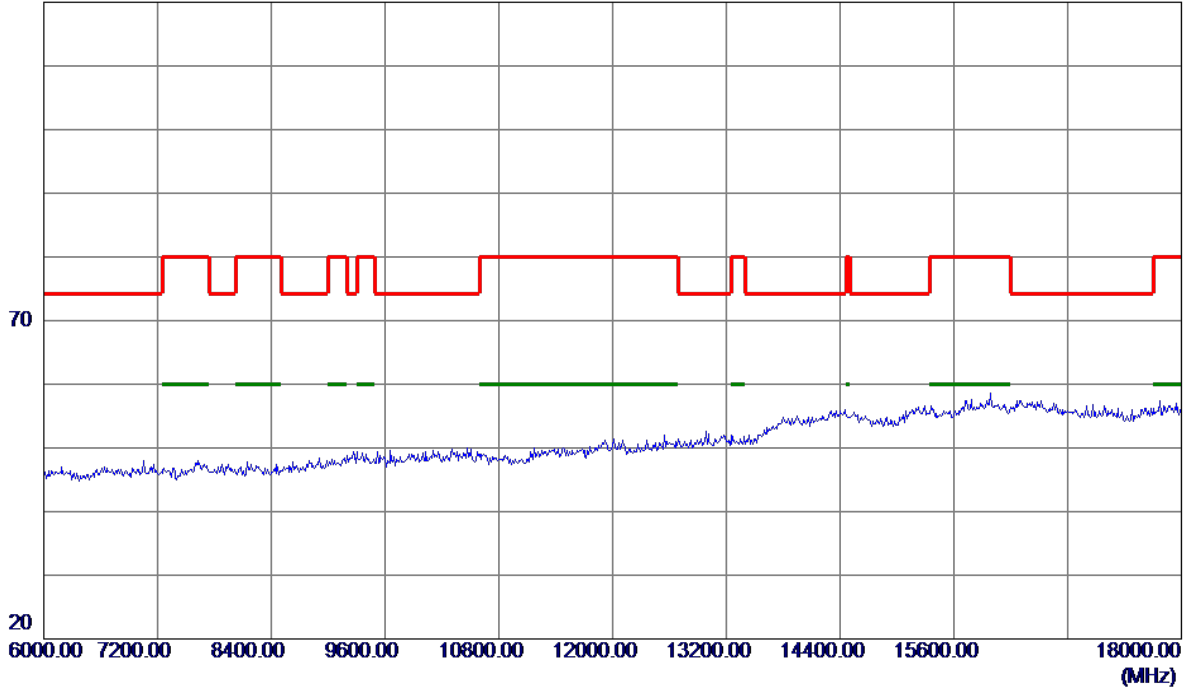


No.	Freq. MHz	Reading Level dBuV/m	Correct Factor dB	Measure ment dBuV/m	Limit dBuV/m	Margin dB	Detector	Comment
-----	--------------	----------------------------	-------------------------	---------------------------	-----------------	--------------	----------	---------

Orthogonal Axis:	X
Test Mode:	UNII-3/TX AC40 Mode 5755MHz

Vertical

120 dBuV/m

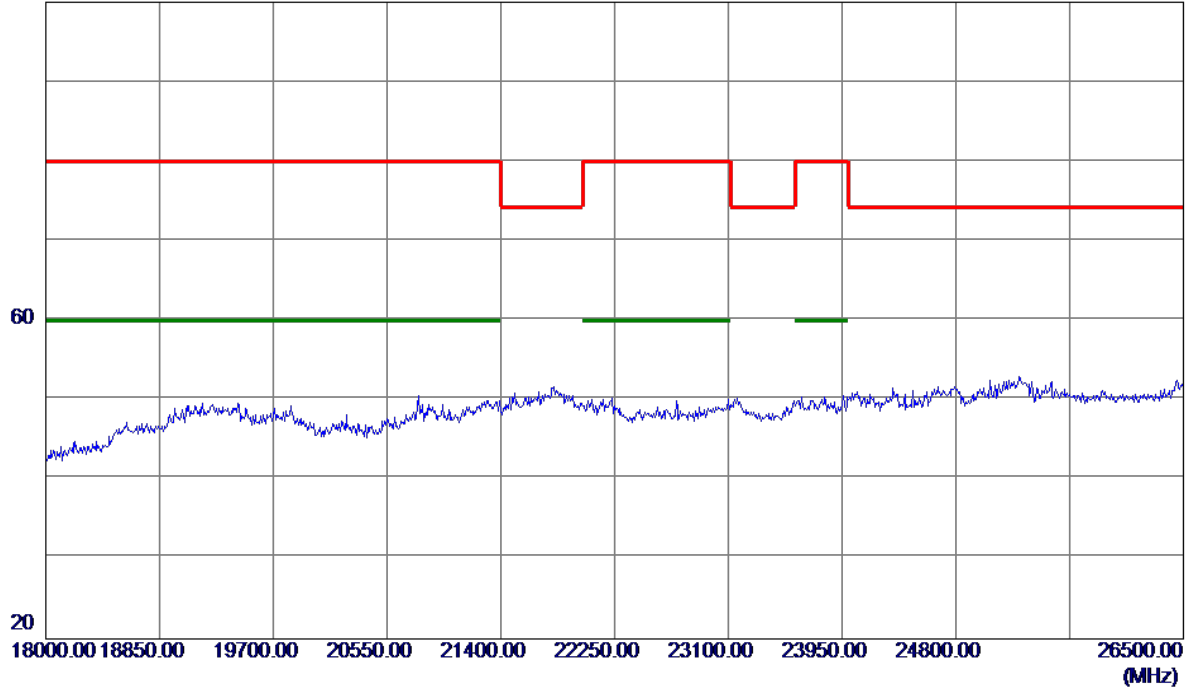


No.	Freq. MHz	Reading Level dBuV/m	Correct Factor dB	Measure ment dBuV/m	Limit dBuV/m	Margin dB	Detector	Comment
-----	--------------	----------------------------	-------------------------	---------------------------	-----------------	--------------	----------	---------

Orthogonal Axis:	X
Test Mode:	UNII-3/TX AC40 Mode 5755MHz

Vertical

100 dBuV/m

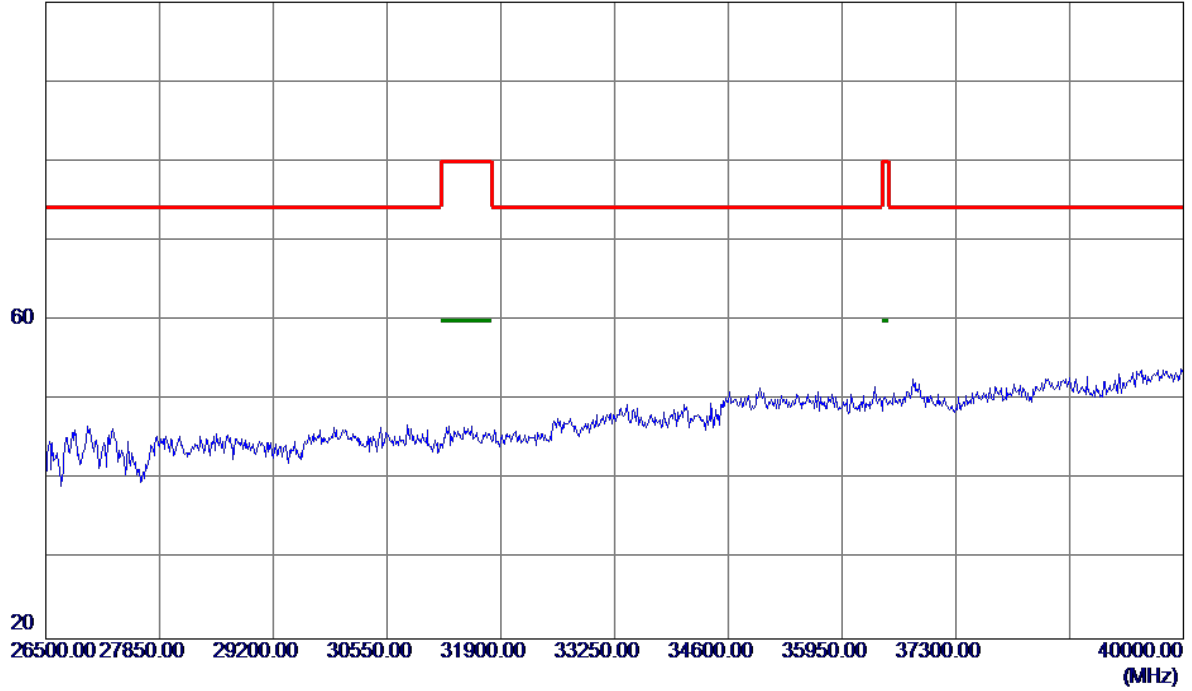


No.	Freq. MHz	Reading Level dBuV/m	Correct Factor dB	Measure ment dBuV/m	Limit dBuV/m	Margin dB	Detector	Comment
-----	--------------	----------------------------	-------------------------	---------------------------	-----------------	--------------	----------	---------

Orthogonal Axis:	X
Test Mode:	UNII-3/TX AC40 Mode 5755MHz

Vertical

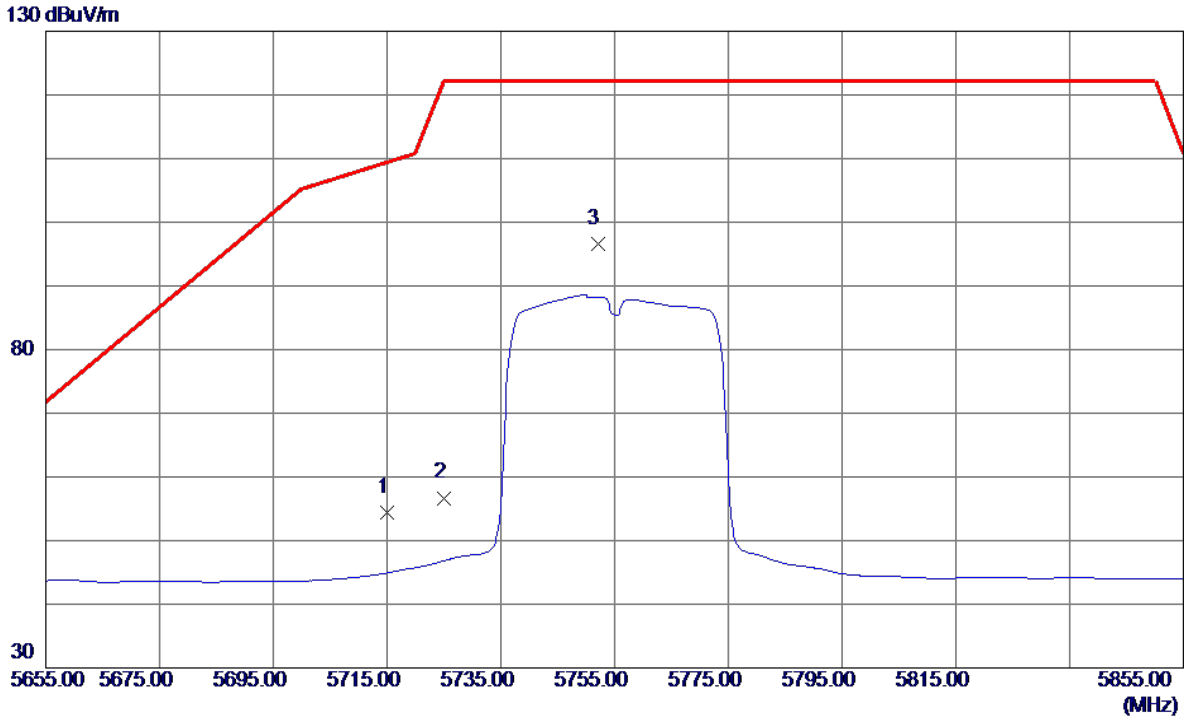
100 dBuV/m



No.	Freq. MHz	Reading Level dBuV/m	Correct Factor dB	Measure ment dBuV/m	Limit dBuV/m	Margin dB	Detector	Comment
-----	--------------	----------------------------	-------------------------	---------------------------	-----------------	--------------	----------	---------

Orthogonal Axis:	X
Test Mode:	UNII-3/TX AC40 Mode 5755MHz

Horizontal

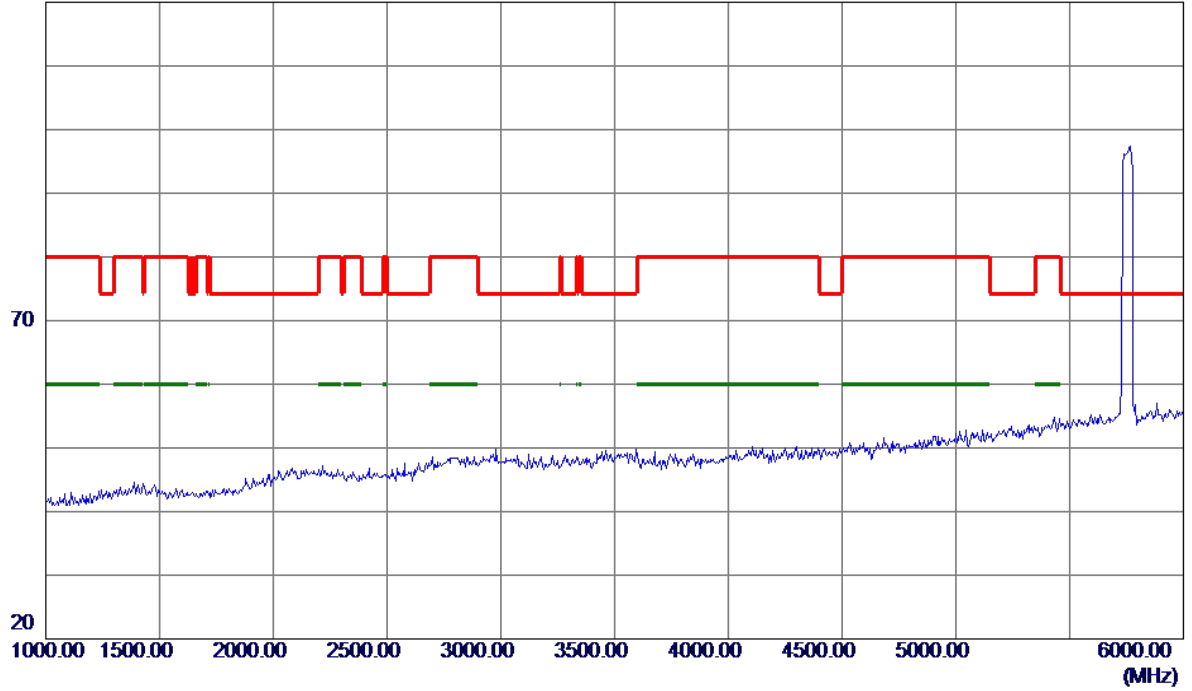


No.	Freq. MHz	Reading Level dBuV/m	Correct Factor dB	Measure ment dBuV/m	Limit dBuV/m	Margin dB	Detector	Comment
1	5715.0000	10.92	43.53	54.45	109.40	-54.95	Peak	
2	5725.0000	13.14	43.56	56.70	122.20	-65.50	Peak	
3 *	5752.0000	53.02	43.64	96.66	122.20	-25.54	Peak	

Orthogonal Axis:	X
Test Mode:	UNII-3/TX AC40 Mode 5755MHz

Horizontal

120 dBuV/m

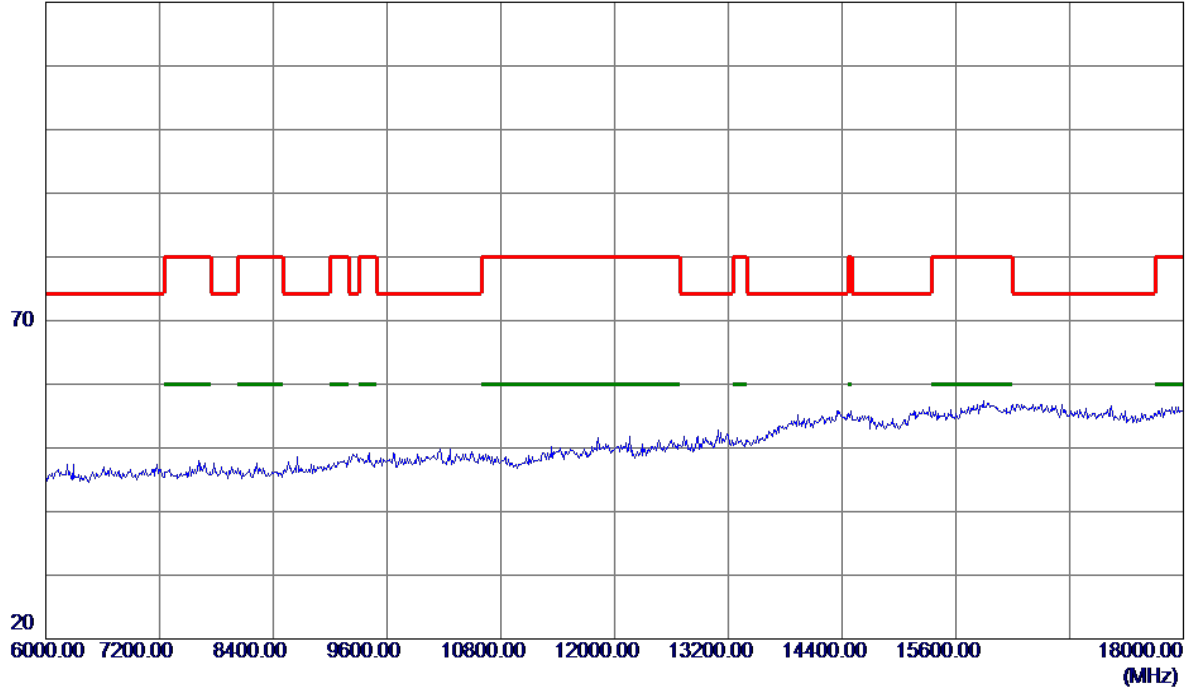


No.	Freq. MHz	Reading Level dBuV/m	Correct Factor dB	Measure ment dBuV/m	Limit dBuV/m	Margin dB	Detector	Comment
-----	--------------	----------------------------	-------------------------	---------------------------	-----------------	--------------	----------	---------

Orthogonal Axis:	X
Test Mode:	UNII-3/TX AC40 Mode 5755MHz

Horizontal

120 dBuV/m

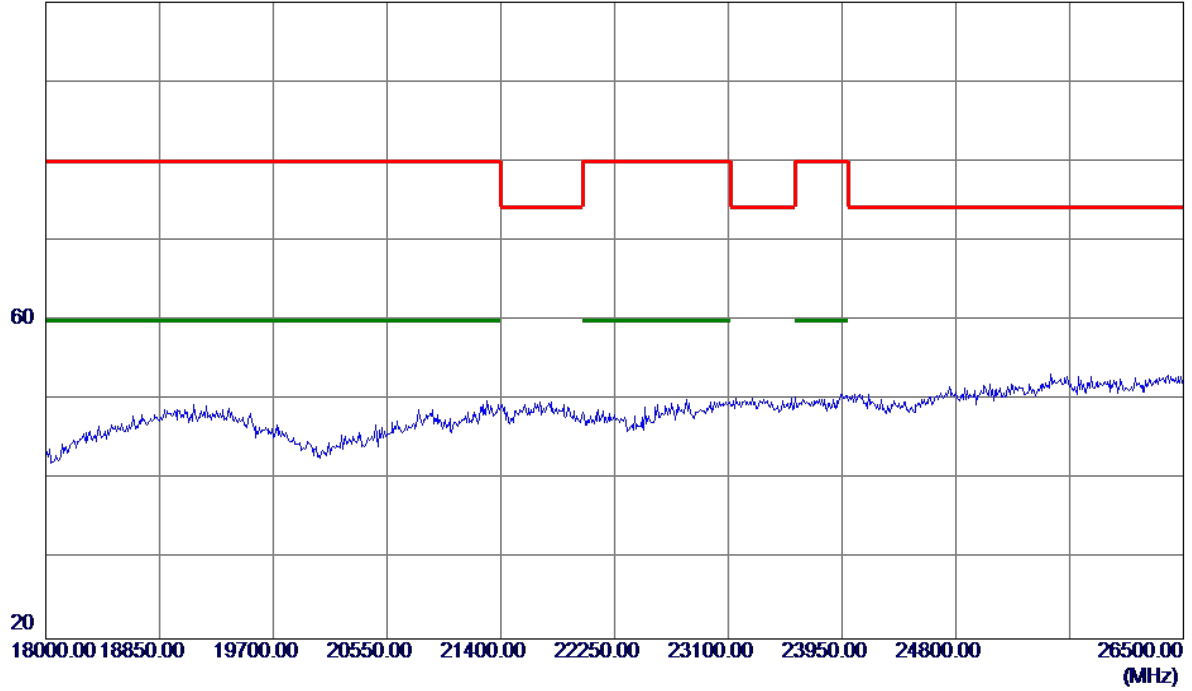


No.	Freq. MHz	Reading Level dBuV/m	Correct Factor dB	Measure ment dBuV/m	Limit dBuV/m	Margin dB	Detector	Comment
-----	--------------	----------------------------	-------------------------	---------------------------	-----------------	--------------	----------	---------

Orthogonal Axis:	X
Test Mode:	UNII-3/TX AC40 Mode 5755MHz

Horizontal

100 dBuV/m



No.	Freq. MHz	Reading Level dBuV/m	Correct Factor dB	Measure ment dBuV/m	Limit dBuV/m	Margin dB	Detector	Comment
-----	--------------	----------------------------	-------------------------	---------------------------	-----------------	--------------	----------	---------

Orthogonal Axis:	X
Test Mode:	UNII-3/TX AC40 Mode 5755MHz

Horizontal

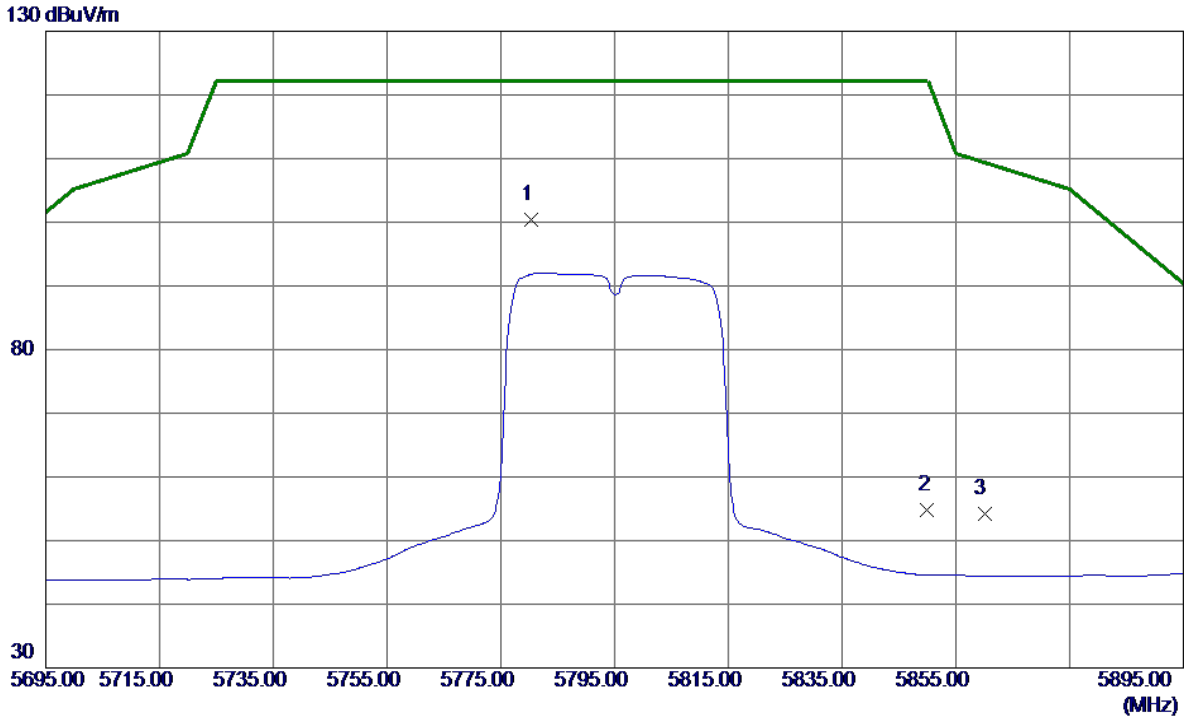
100 dBuV/m



No.	Freq. MHz	Reading Level dBuV/m	Correct Factor dB	Measure ment dBuV/m	Limit dBuV/m	Margin dB	Detector	Comment

Orthogonal Axis:	X
Test Mode:	UNII-3/TX AC40 Mode 5795MHz

Vertical



No.	Freq. MHz	Reading Level dBuV/m	Correct Factor dB	Measure ment dBuV/m	Limit dBuV/m	Margin dB	Detector	Comment
1 *	5780.4000	56.72	43.73	100.45	122.20	-21.75	Peak	
2	5850.0000	10.86	43.94	54.80	122.20	-67.40	Peak	
3	5860.0000	10.24	43.97	54.21	109.40	-55.19	Peak	

Orthogonal Axis:	X
Test Mode:	UNII-3/TX AC40 Mode 5795MHz

Vertical

120 dBuV/m

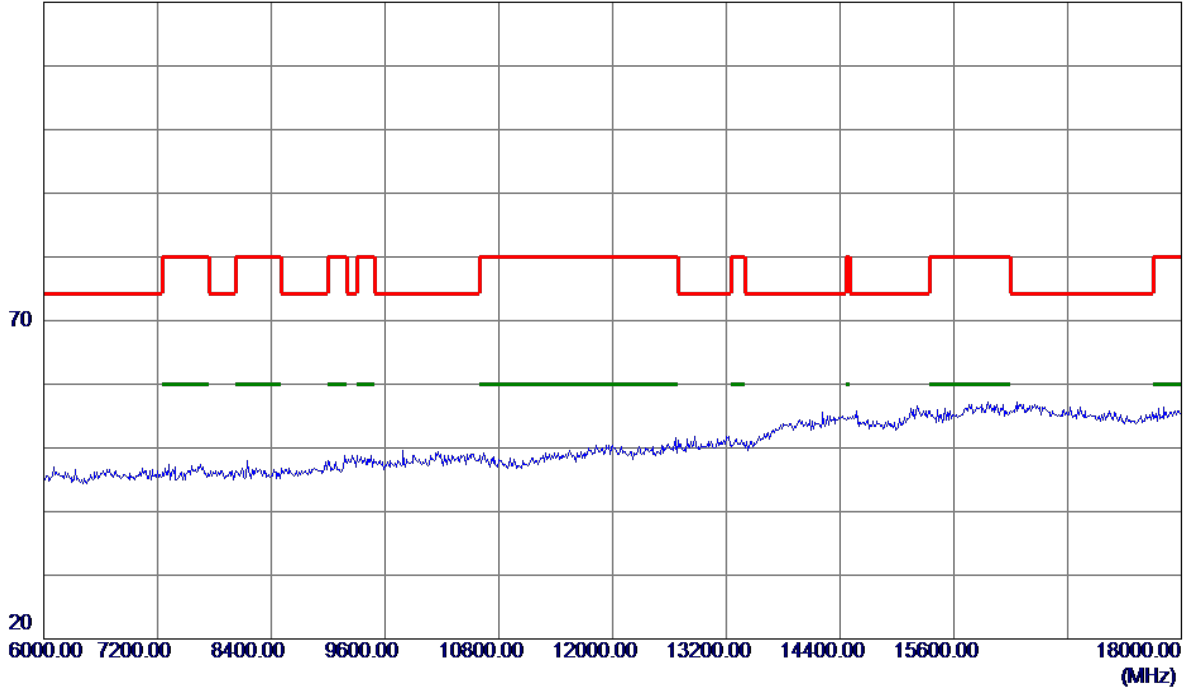


No.	Freq. MHz	Reading Level dBuV/m	Correct Factor dB	Measure ment dBuV/m	Limit dBuV/m	Margin dB	Detector	Comment
-----	--------------	----------------------------	-------------------------	---------------------------	-----------------	--------------	----------	---------

Orthogonal Axis:	X
Test Mode:	UNII-3/TX AC40 Mode 5795MHz

Vertical

120 dBuV/m

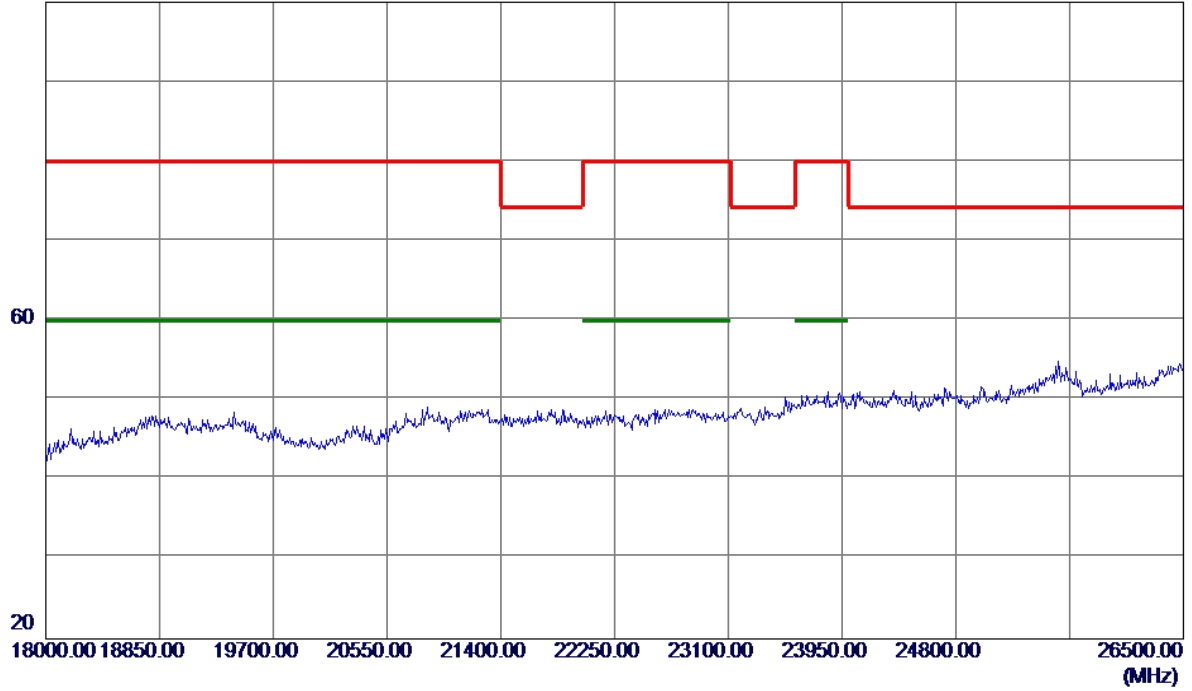


No.	Freq. MHz	Reading Level dBuV/m	Correct Factor dB	Measure ment dBuV/m	Limit dBuV/m	Margin dB	Detector	Comment
-----	--------------	----------------------------	-------------------------	---------------------------	-----------------	--------------	----------	---------

Orthogonal Axis:	X
Test Mode:	UNII-3/TX AC40 Mode 5795MHz

Vertical

100 dBuV/m



No.	Freq. MHz	Reading Level dBuV/m	Correct Factor dB	Measure ment dBuV/m	Limit dBuV/m	Margin dB	Detector	Comment
-----	--------------	----------------------------	-------------------------	---------------------------	-----------------	--------------	----------	---------

Orthogonal Axis:	X
Test Mode:	UNII-3/TX AC40 Mode 5795MHz

Vertical

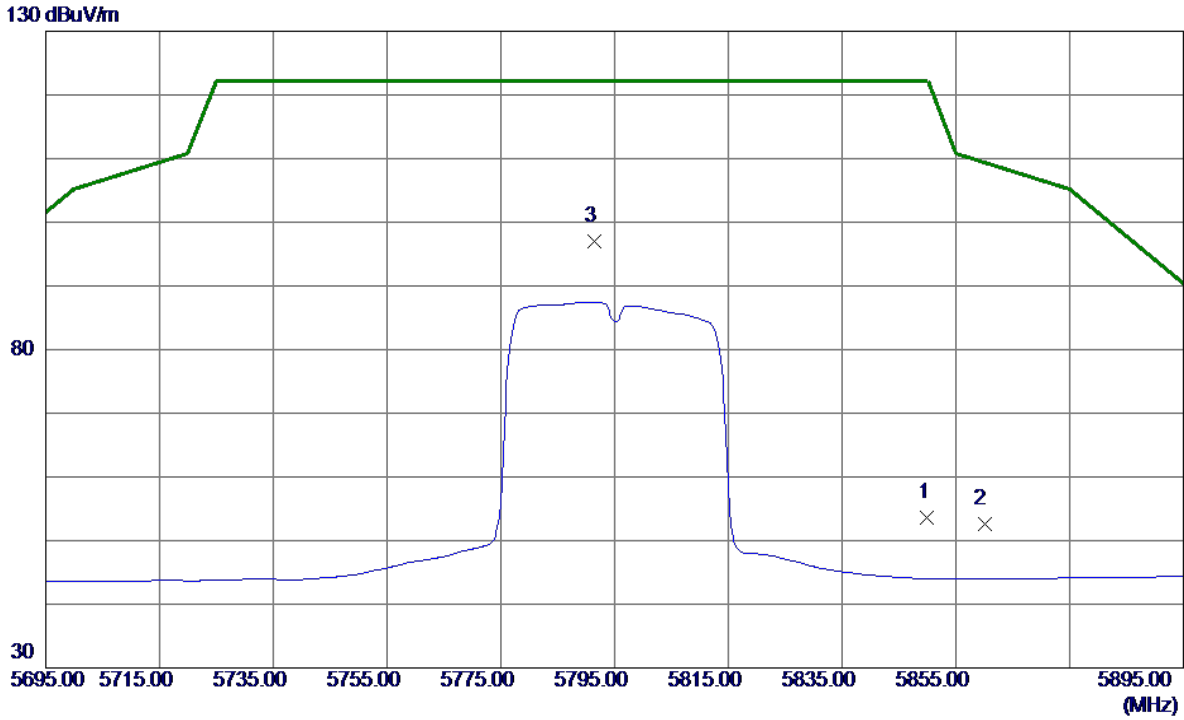
100 dBuV/m



No.	Freq. MHz	Reading Level dBuV/m	Correct Factor dB	Measure ment dBuV/m	Limit dBuV/m	Margin dB	Detector	Comment
-----	--------------	----------------------------	-------------------------	---------------------------	-----------------	--------------	----------	---------

Orthogonal Axis:	X
Test Mode:	UNII-3/TX AC40 Mode 5795MHz

Horizontal

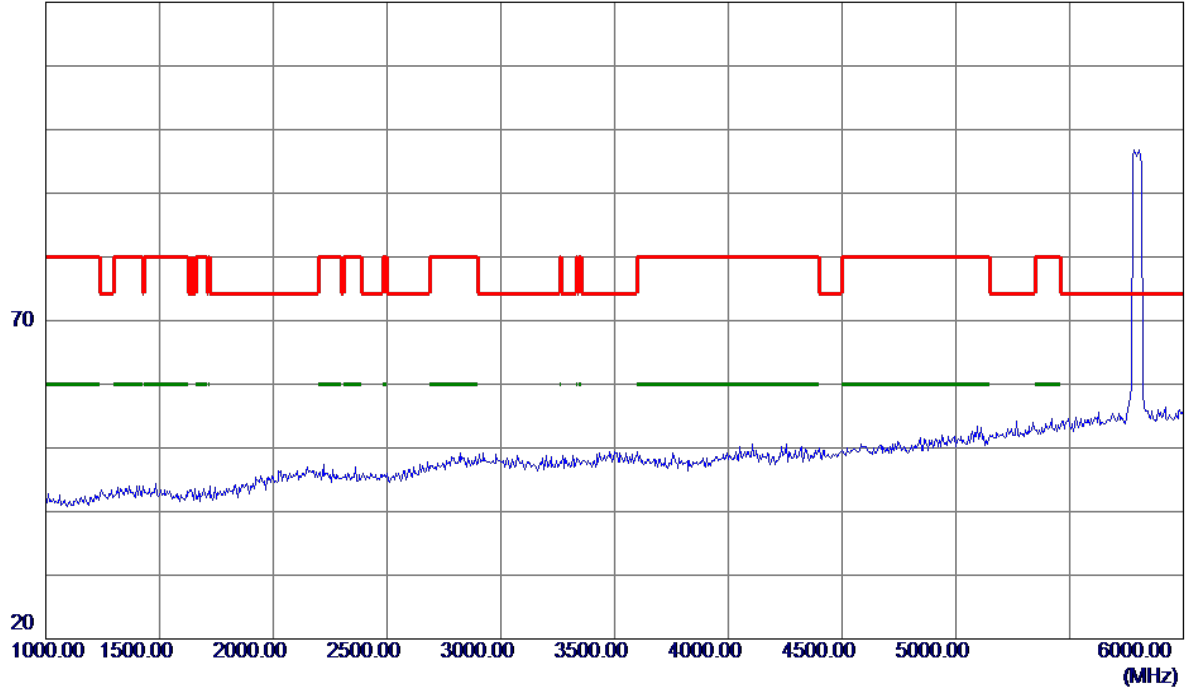


No.	Freq. MHz	Reading Level dBuV/m	Correct Factor dB	Measure ment dBuV/m	Limit dBuV/m	Margin dB	Detector	Comment
1	5850.0000	9.69	43.94	53.63	122.20	-68.57	Peak	
2	5860.0000	8.59	43.97	52.56	109.40	-56.84	Peak	
3 *	5791.4000	53.18	43.76	96.94	122.20	-25.26	Peak	

Orthogonal Axis:	X
Test Mode:	UNII-3/TX AC40 Mode 5795MHz

Horizontal

120 dBuV/m

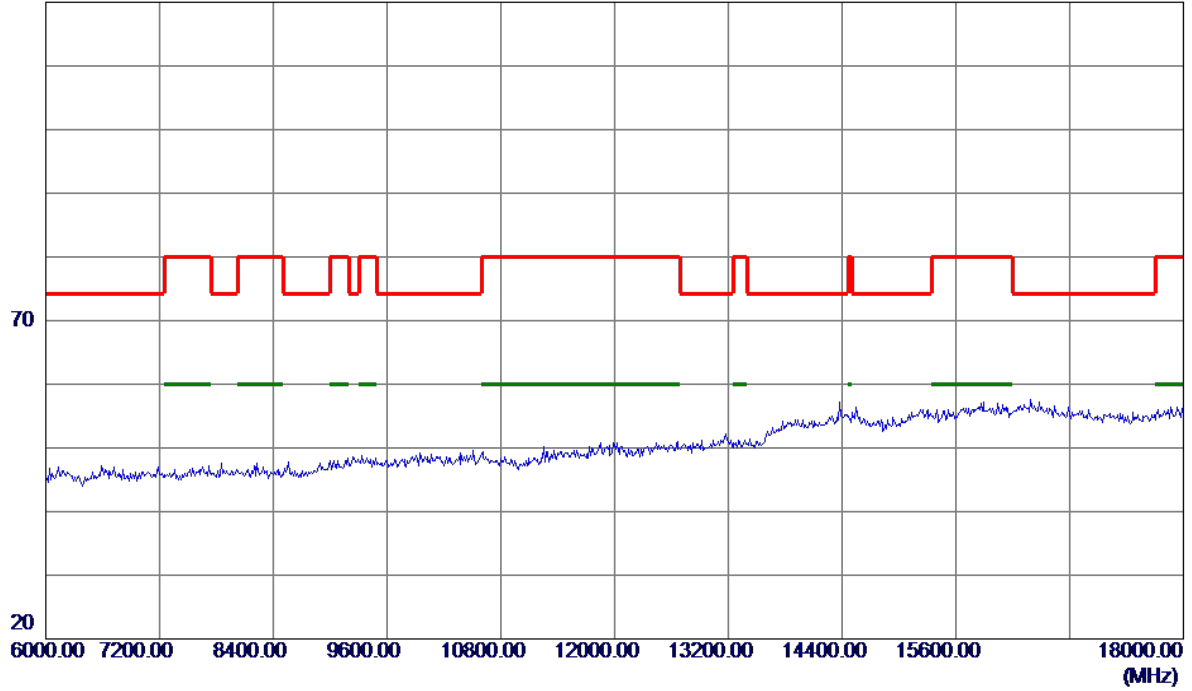


No.	Freq. MHz	Reading Level dBuV/m	Correct Factor dB	Measure ment dBuV/m	Limit dBuV/m	Margin dB	Detector	Comment
-----	--------------	----------------------------	-------------------------	---------------------------	-----------------	--------------	----------	---------

Orthogonal Axis:	X
Test Mode:	UNII-3/TX AC40 Mode 5795MHz

Horizontal

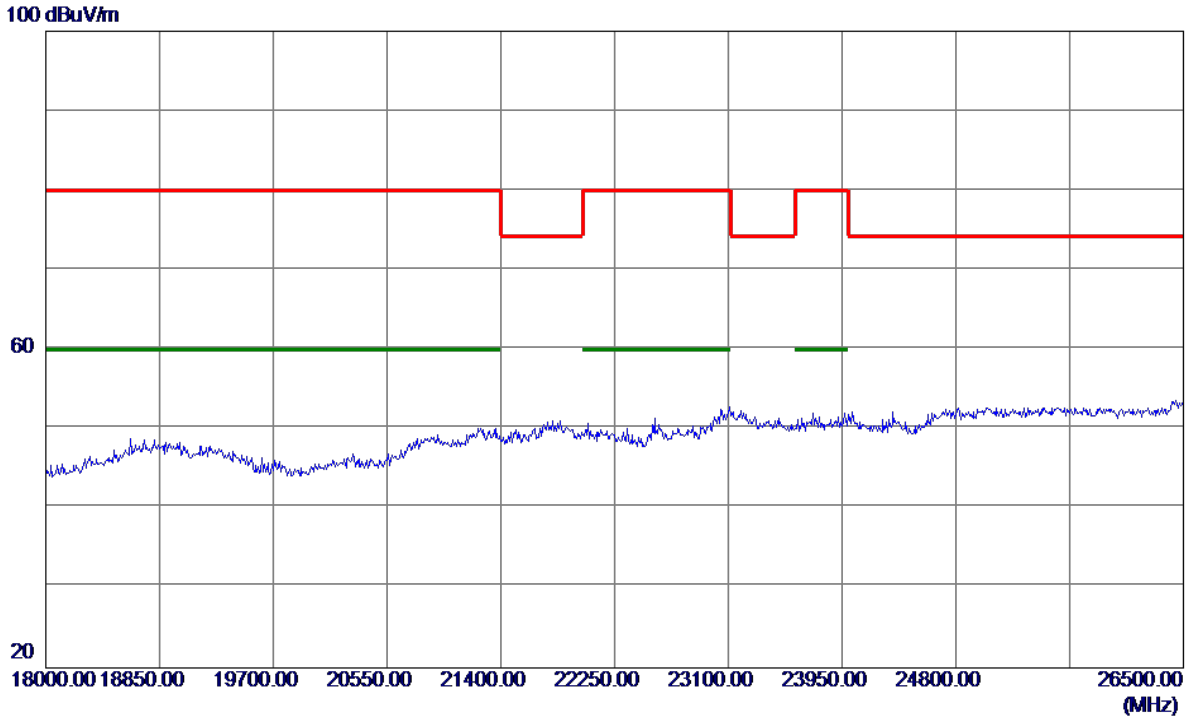
120 dBuV/m



No.	Freq. MHz	Reading Level dBuV/m	Correct Factor dB	Measure ment dBuV/m	Limit dBuV/m	Margin dB	Detector	Comment
-----	--------------	----------------------------	-------------------------	---------------------------	-----------------	--------------	----------	---------

Orthogonal Axis:	X
Test Mode:	UNII-3/TX AC40 Mode 5795MHz

Horizontal



No.	Freq. MHz	Reading Level dBuV/m	Correct Factor dB	Measure ment dBuV/m	Limit dBuV/m	Margin dB	Detector	Comment

Orthogonal Axis:	X
Test Mode:	UNII-3/TX AC40 Mode 5795MHz

Horizontal

100 dBuV/m

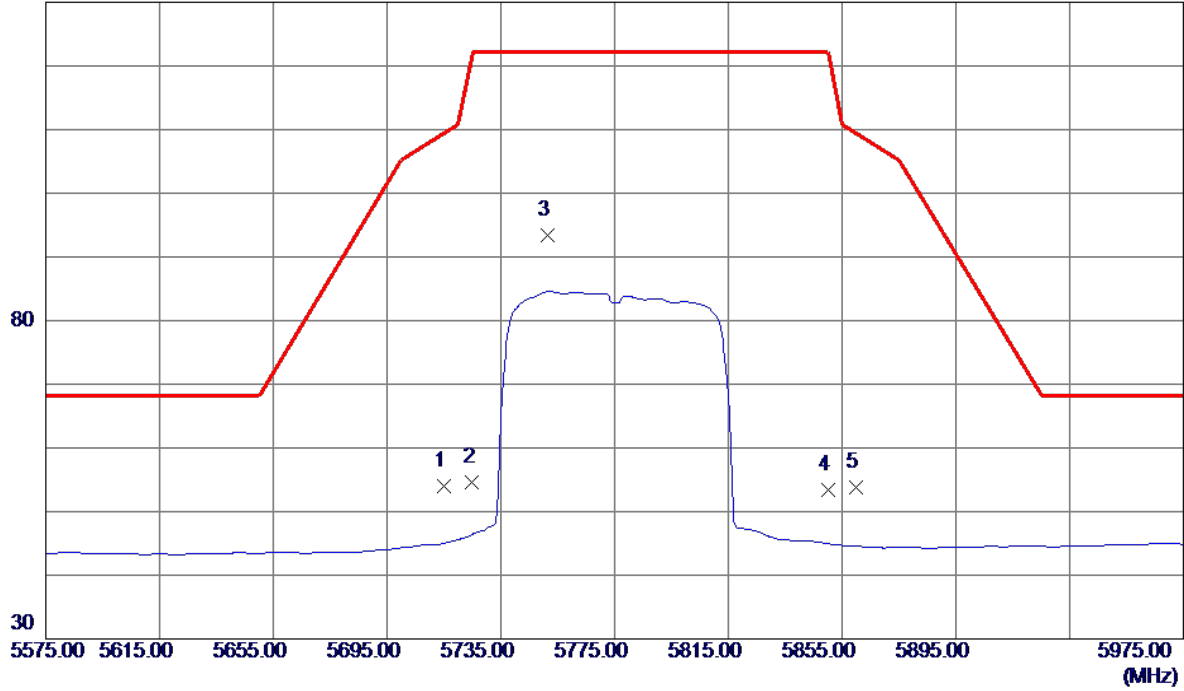


No.	Freq. MHz	Reading Level dBuV/m	Correct Factor dB	Measure ment dBuV/m	Limit dBuV/m	Margin dB	Detector	Comment

Orthogonal Axis:	X
Test Mode:	UNII-3/TX AC80 Mode 5775MHz

Vertical

130 dBuV/m

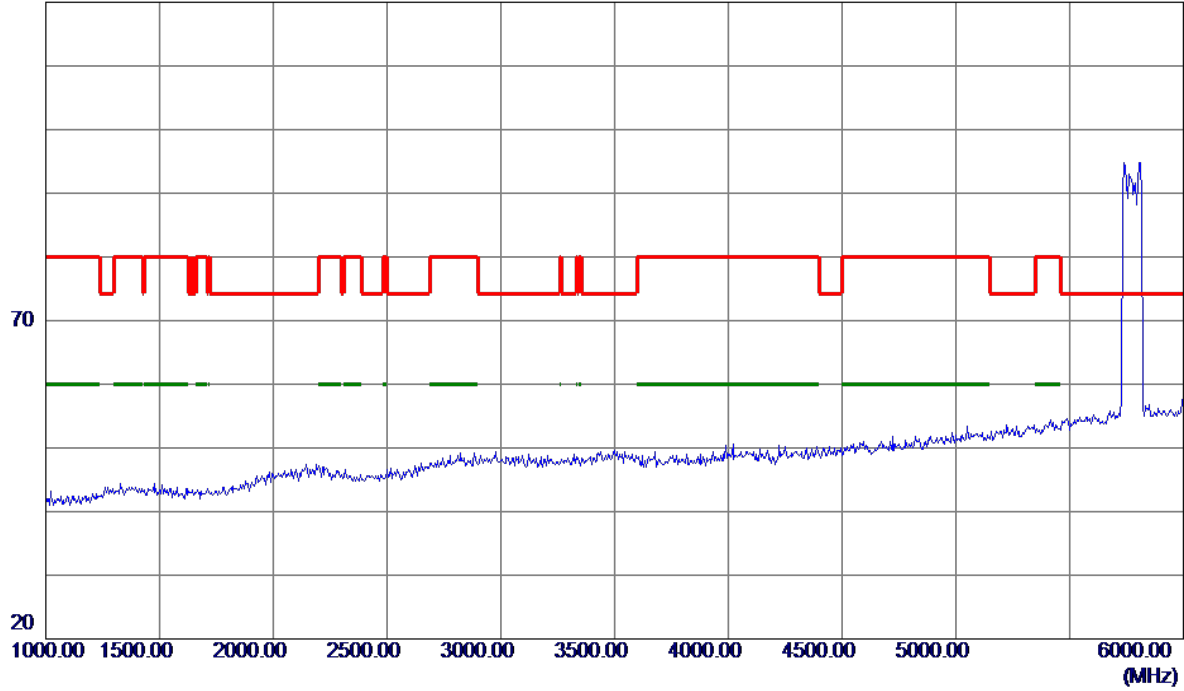


No.	Freq. MHz	Reading Level dBuV/m	Correct Factor dB	Measure ment dBuV/m	Limit dBuV/m	Margin dB	Detector	Comment
1	5715.0000	10.47	43.53	54.00	109.40	-55.40	Peak	
2	5725.0000	10.96	43.56	54.52	122.20	-67.68	Peak	
3 *	5751.4000	49.81	43.64	93.45	122.20	-28.75	Peak	
4	5850.0000	9.47	43.94	53.41	122.20	-68.79	Peak	
5	5860.0000	9.75	43.97	53.72	109.40	-55.68	Peak	

Orthogonal Axis:	X
Test Mode:	UNII-3/TX AC80 Mode 5775MHz

Vertical

120 dBuV/m

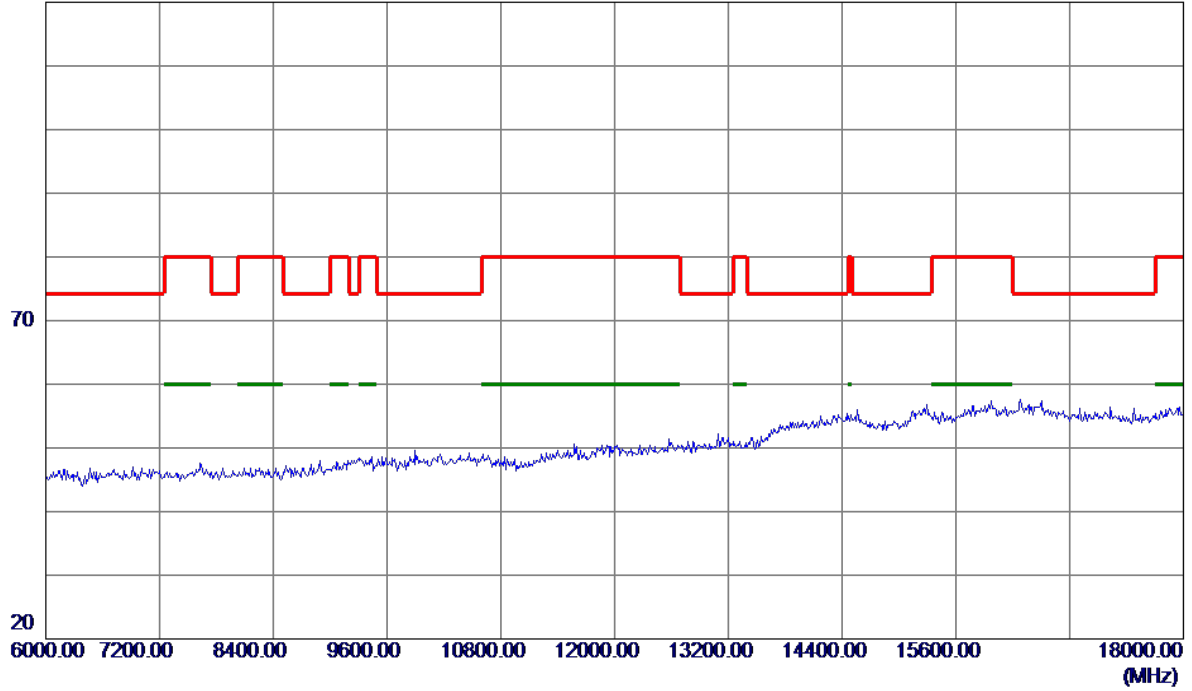


No.	Freq. MHz	Reading Level dBuV/m	Correct Factor dB	Measure ment dBuV/m	Limit dBuV/m	Margin dB	Detector	Comment
-----	--------------	----------------------------	-------------------------	---------------------------	-----------------	--------------	----------	---------

Orthogonal Axis:	X
Test Mode:	UNII-3/TX AC80 Mode 5775MHz

Vertical

120 dBuV/m

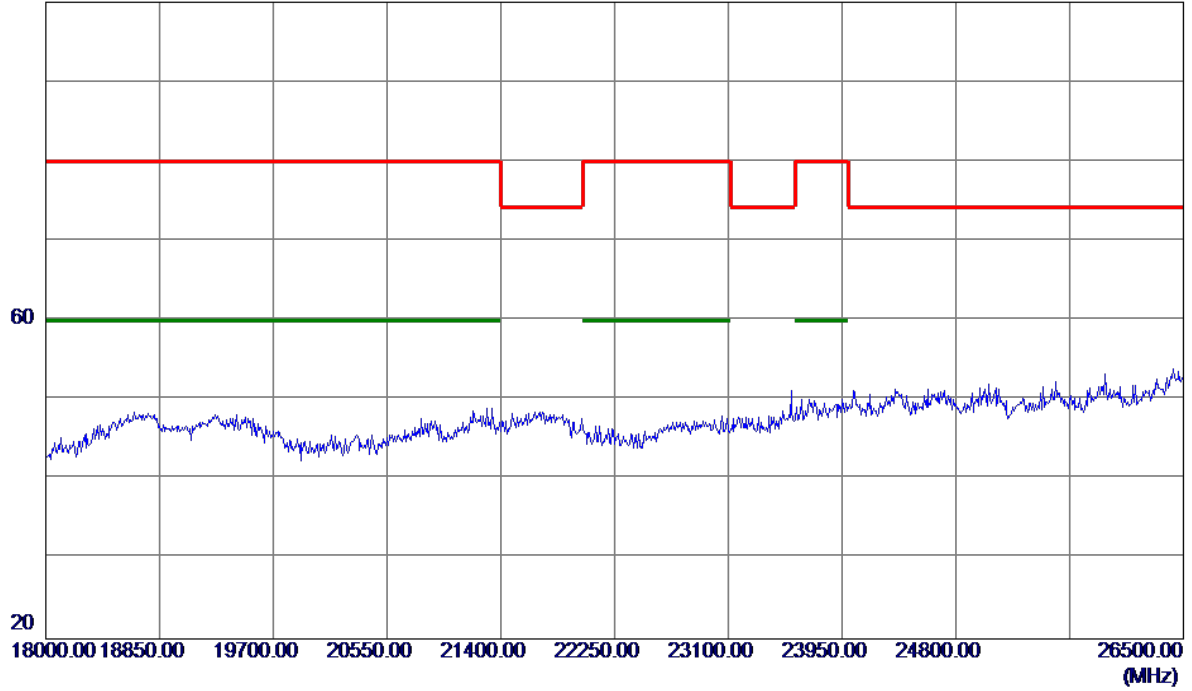


No.	Freq. MHz	Reading Level dBuV/m	Correct Factor dB	Measure ment dBuV/m	Limit dBuV/m	Margin dB	Detector	Comment
-----	--------------	----------------------------	-------------------------	---------------------------	-----------------	--------------	----------	---------

Orthogonal Axis:	X
Test Mode:	UNII-3/TX AC80 Mode 5775MHz

Vertical

100 dBuV/m



No.	Freq. MHz	Reading Level dBuV/m	Correct Factor dB	Measure ment dBuV/m	Limit dBuV/m	Margin dB	Detector	Comment
-----	--------------	----------------------------	-------------------------	---------------------------	-----------------	--------------	----------	---------

Orthogonal Axis:	X
Test Mode:	UNII-3/TX AC80 Mode 5775MHz

Vertical

100 dBuV/m

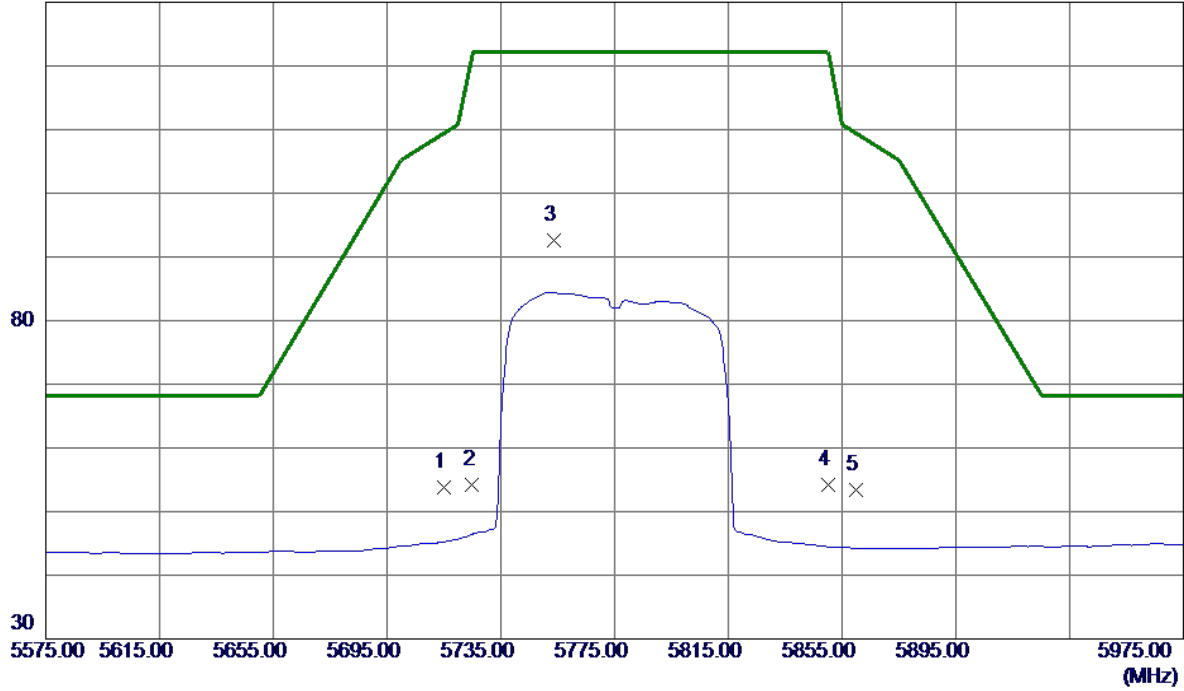


No.	Freq. MHz	Reading Level dBuV/m	Correct Factor dB	Measure ment dBuV/m	Limit dBuV/m	Margin dB	Detector	Comment
-----	--------------	----------------------------	-------------------------	---------------------------	-----------------	--------------	----------	---------

Orthogonal Axis:	X
Test Mode:	UNII-3/TX AC80 Mode 5775MHz

Horizontal

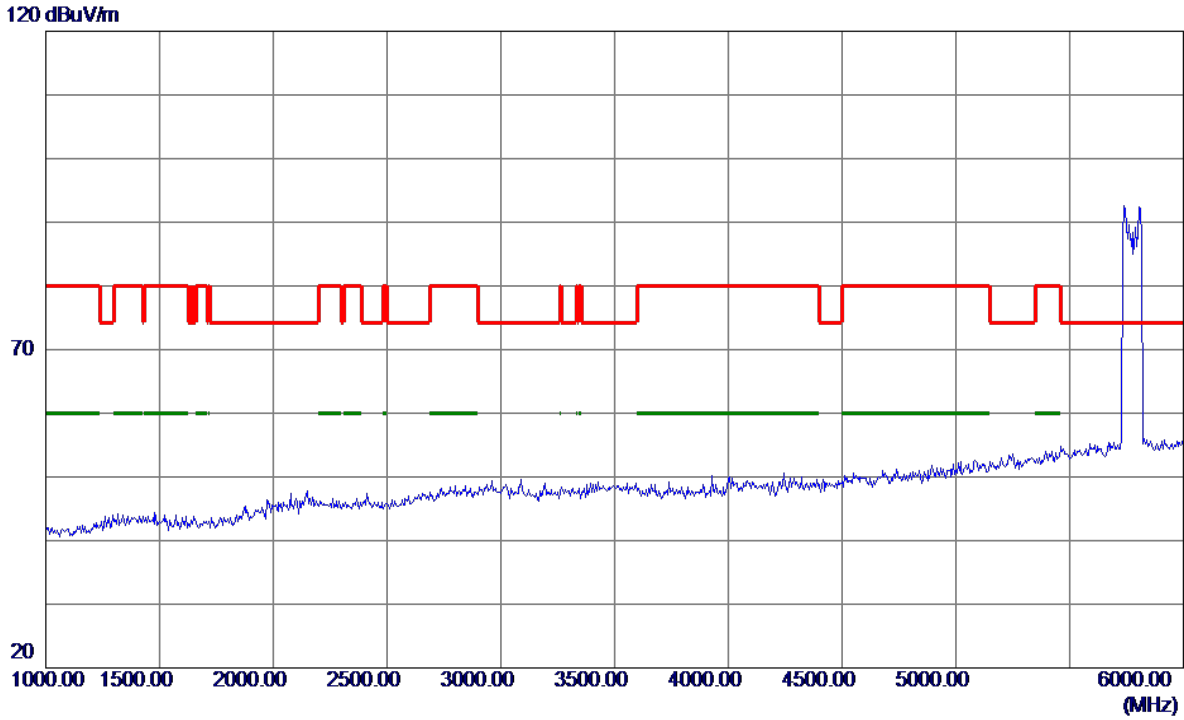
130 dBuV/m



No.	Freq. MHz	Reading Level dBuV/m	Correct Factor dB	Measure ment dBuV/m	Limit dBuV/m	Margin dB	Detector	Comment
1	5715.0000	10.27	43.53	53.80	109.40	-55.60	Peak	
2	5725.0000	10.71	43.56	54.27	122.20	-67.93	Peak	
3 *	5753.8000	48.95	43.65	92.60	122.20	-29.60	Peak	
4	5850.0000	10.28	43.94	54.22	122.20	-67.98	Peak	
5	5860.0000	9.41	43.97	53.38	109.40	-56.02	Peak	

Orthogonal Axis:	X
Test Mode:	UNII-3/TX AC80 Mode 5775MHz

Horizontal

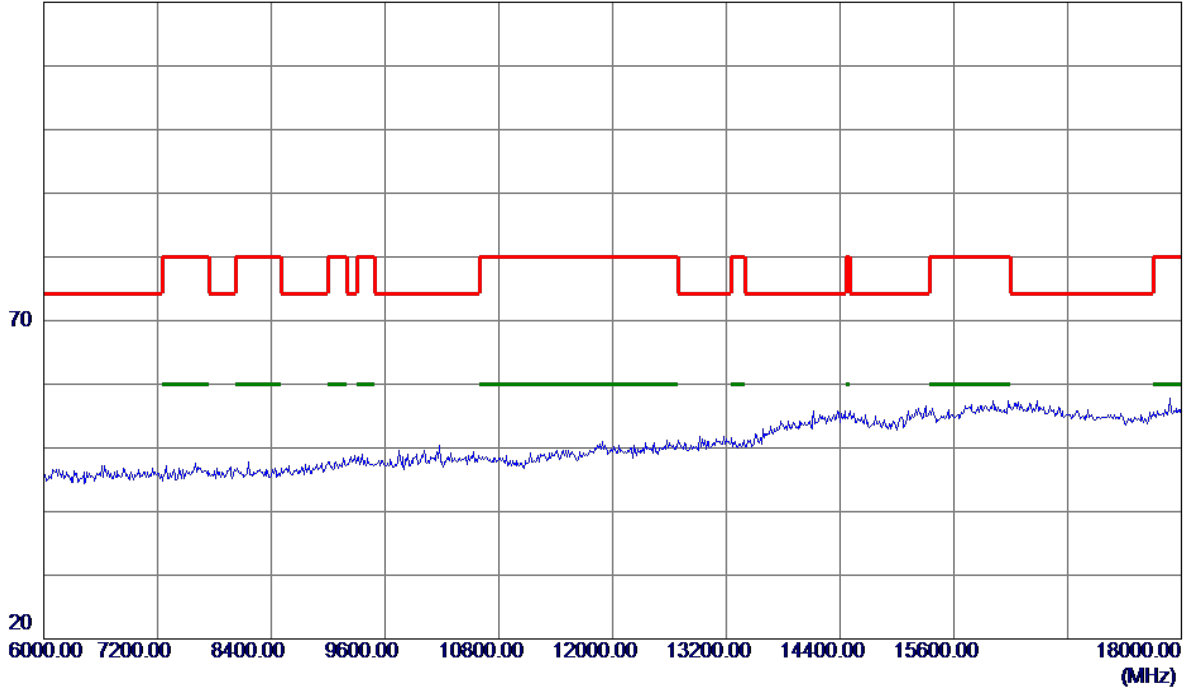


No.	Freq. MHz	Reading Level dBuV/m	Correct Factor dB	Measure ment dBuV/m	Limit dBuV/m	Margin dB	Detector	Comment
-----	--------------	----------------------------	-------------------------	---------------------------	-----------------	--------------	----------	---------

Orthogonal Axis:	X
Test Mode:	UNII-3/TX AC80 Mode 5775MHz

Horizontal

120 dBuV/m

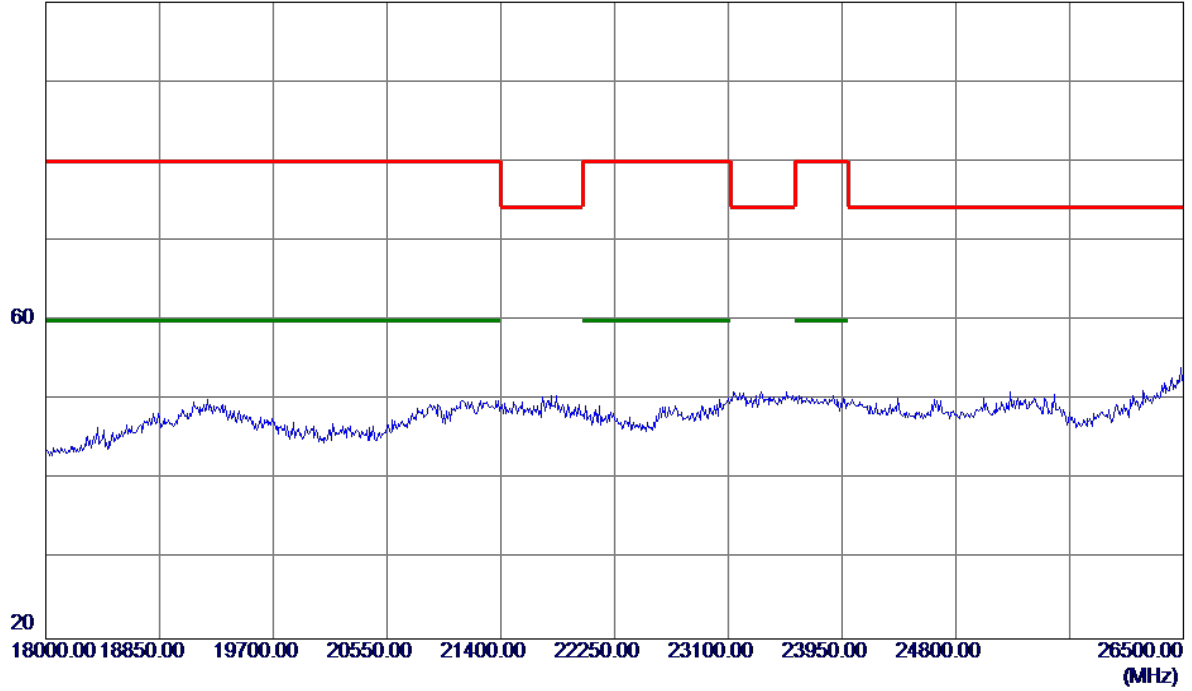


No.	Freq. MHz	Reading Level dBuV/m	Correct Factor dB	Measure ment dBuV/m	Limit dBuV/m	Margin dB	Detector	Comment
-----	--------------	----------------------------	-------------------------	---------------------------	-----------------	--------------	----------	---------

Orthogonal Axis:	X
Test Mode:	UNII-3/TX AC80 Mode 5775MHz

Horizontal

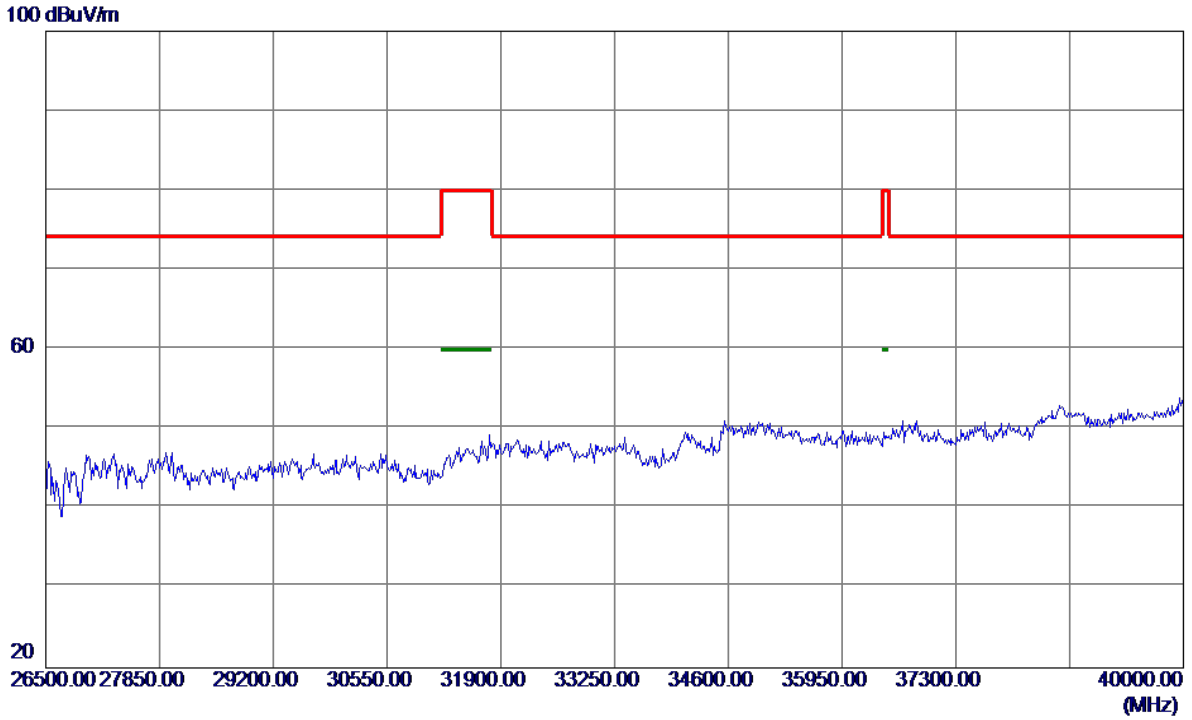
100 dBuV/m



No.	Freq. MHz	Reading Level dBuV/m	Correct Factor dB	Measure ment dBuV/m	Limit dBuV/m	Margin dB	Detector	Comment
-----	--------------	----------------------------	-------------------------	---------------------------	-----------------	--------------	----------	---------

Orthogonal Axis:	X
Test Mode:	UNII-3/TX AC80 Mode 5775MHz

Horizontal



No.	Freq. MHz	Reading Level dBuV/m	Correct Factor dB	Measure ment dBuV/m	Limit dBuV/m	Margin dB	Detector	Comment
-----	--------------	----------------------------	-------------------------	---------------------------	-----------------	--------------	----------	---------

TX A Mode_DUTY CYCLE

Duty cycle: TX DUTYMHZ

Duty cycle = T_{ON} / T_{Total}

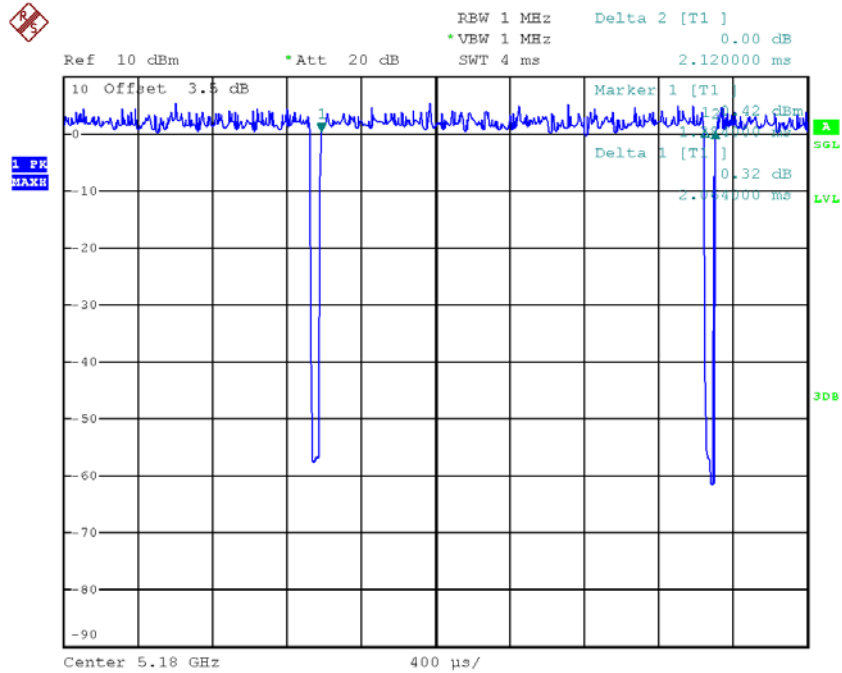
T_{ON} : 2.06 msec

T_{Total} : 2.12 msec

Duty cycle: 97.17%

Duty Factor = $10 \log(1/\text{Duty cycle})$

Duty Factor = 0.12



Date: 27.DEC.2017 19:47:20

Note: The EUT was programmed to be in continuously transmitting mode and the transmit duty cycle is not less than 98 %, so, the output power and power density should be calculated as Output Power = Measured power + Duty factor
 Power Spectral Density = Measured density + Duty factor

TX N20 Mode_DUTY CYCLE

Duty cycle: TX DUTYMHZ

Duty cycle = T_{ON} / T_{Total}

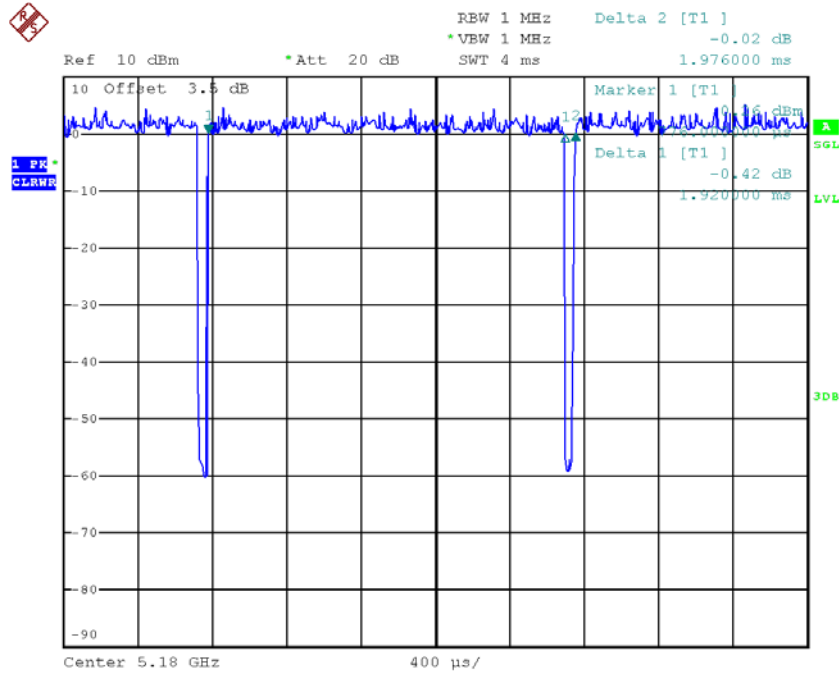
T_{ON} : 1.92 msec

T_{Total} : 1.98 msec

Duty cycle: 96.97%

Duty Factor = $10 \log(1/Duty \text{ cycle})$

Duty Factor = 0.13



Date: 27.DEC.2017 19:47:49

Note: The EUT was programmed to be in countinously transmitting mode and the transmit duty cycle is not less than 98 %, so, the output power and power density should be cacluated as Output Power = Measured power + Ducus factor
Power Spectral Density = Measured density + Duty factor

TX N40 Mode_DUTY CYCLE

Duty cycle: TX DUTYMHZ

Duty cycle = T_{ON} / T_{Total}

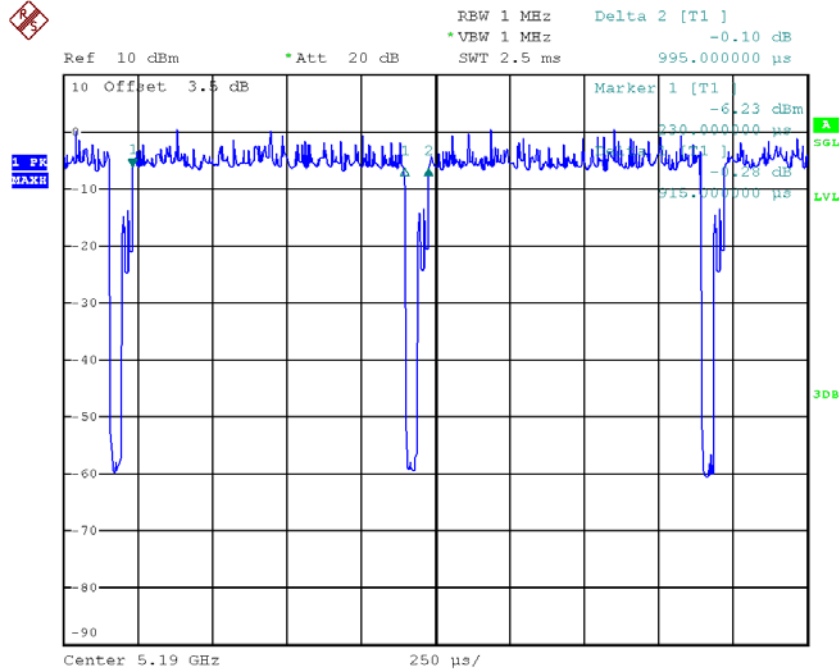
T_{ON} : 0.92 msec

T_{Total} : 1.00 msec

Duty cycle: 92.00%

Duty Factor = $10 \log(1/Duty \text{ cycle})$

Duty Factor = 0.36



Date: 27.DEC.2017 19:48:58

Note: The EUT was programmed to be in continuously transmitting mode and the transmit duty cycle is not less than 98 %, so, the output power and power density should be calculated as Output Power = Measured power + Duty factor
 Power Spectral Density = Measured density + Duty factor

TX AC20 Mode_DUTY CYCLE

Duty cycle: TX DUTYMHZ

Duty cycle = T_{ON} / T_{Total}

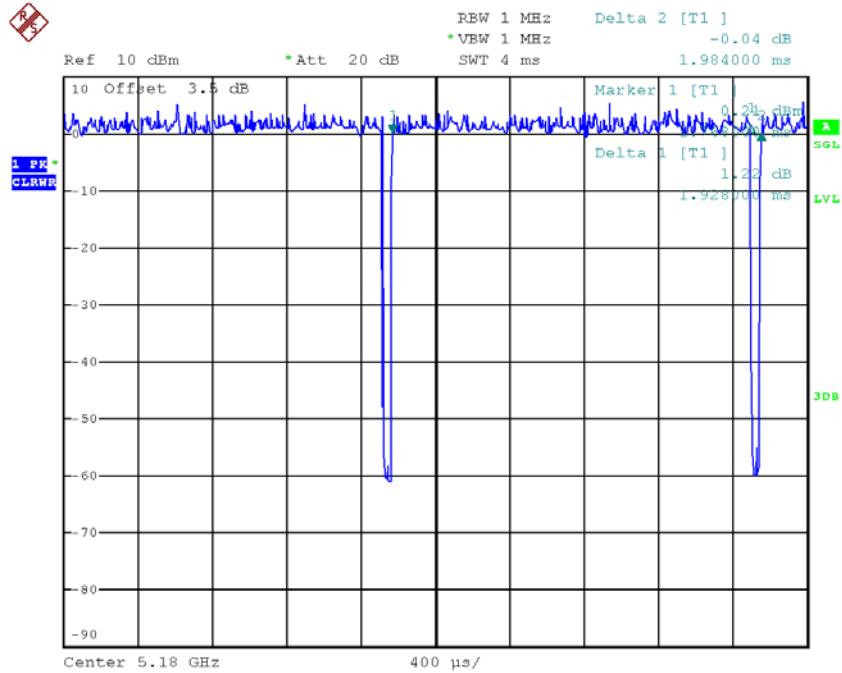
T_{ON} : 1.93 msec

T_{Total} : 1.98 msec

Duty cycle: 97.47%

Duty Factor = $10 \log(1/\text{Duty cycle})$

Duty Factor = 0.11



Date: 27.DEC.2017 19:48:19

Note: The EUT was programmed to be in countinously transmitting mode and the transmit duty cycle is not less than 98 %, so, the output power and power density should be cacluated as Output Power = Measured power + Ducus factor
Power Spectral Density = Measured density + Duty factor

TX AC40 Mode_DUTY CYCLE

Duty cycle: TX DUTYMHZ

Duty cycle = T_{ON} / T_{Total}

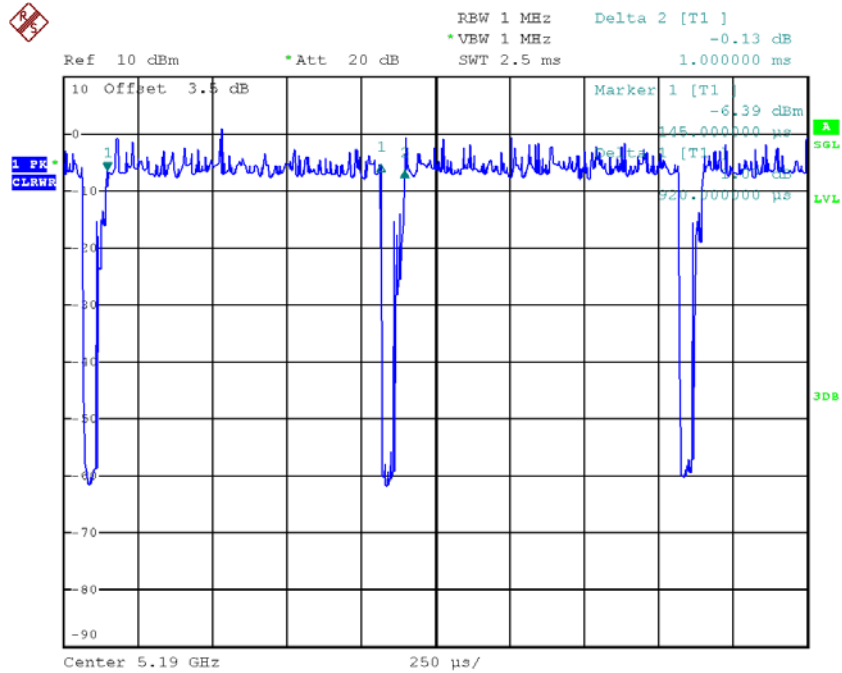
T_{ON} : 0.92 msec

T_{Total} : 1.00 msec

Duty cycle: 92.00%

Duty Factor = $10 \log(1/\text{Duty cycle})$

Duty Factor = 0.36



Date: 27.DEC.2017 19:49:12

Note: The EUT was programmed to be in continuously transmitting mode and the transmit duty cycle is not less than 98 %, so, the output power and power density should be cacluated as Output Power = Measured power + Ducus factor
 Power Spectral Density = Measured density + Duty factor

TX AC80 Mode_DUTY CYCLE

Duty cycle: TX DUTYMHZ

Duty cycle = T_{ON} / T_{Total}

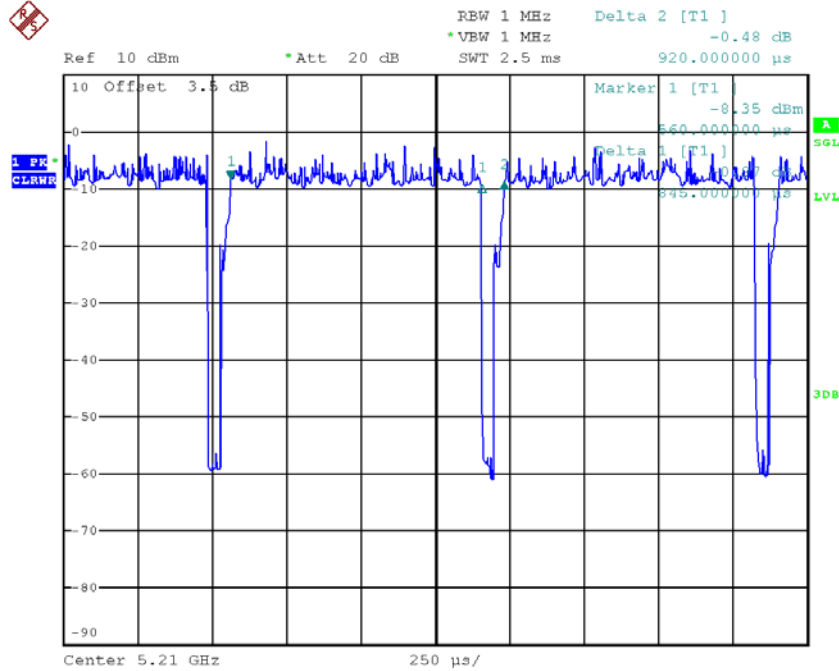
T_{ON} : 0.85 msec

T_{Total} : 0.92 msec

Duty cycle: 92.39%

Duty Factor = $10 \log(1/\text{Duty cycle})$

Duty Factor = 0.34



Date: 27.DEC.2017 19:49:35

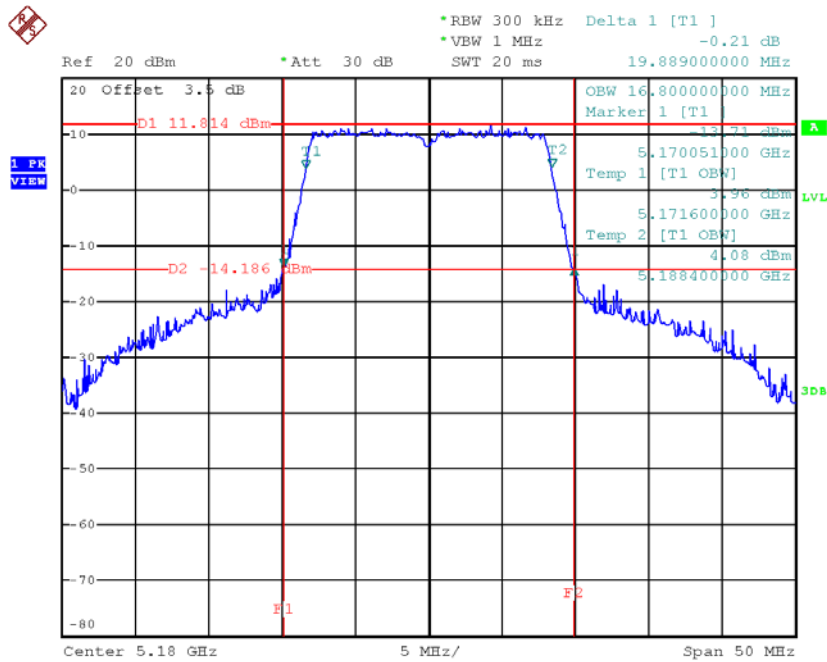
Note: The EUT was programmed to be in continuously transmitting mode and the transmit duty cycle is not less than 98 %, so, the output power and power density should be cacluated as Output Power = Measured power + Ducus factor
 Power Spectral Density = Measured density + Duty factor

APPENDIX E - BANDWIDTH

Test Mode: UNII-1/TX A Mode_CH36/CH40/CH48

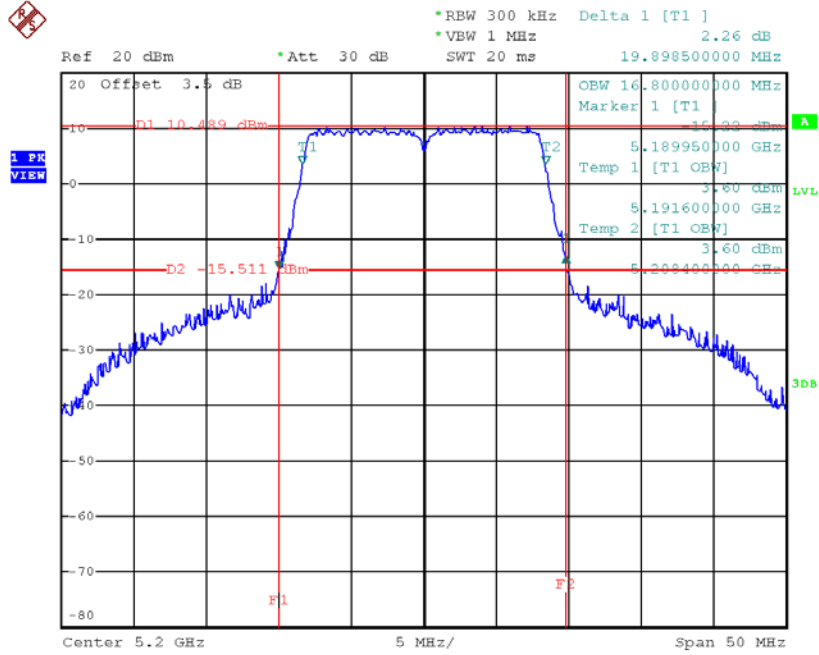
Channel	Frequency (MHz)	26dB Bandwidth (MHz)	99% Occupied Bandwidth (MHz)
CH36	5180	19.89	16.80
CH40	5200	19.90	16.80
CH48	5240	20.00	16.80

TX CH36



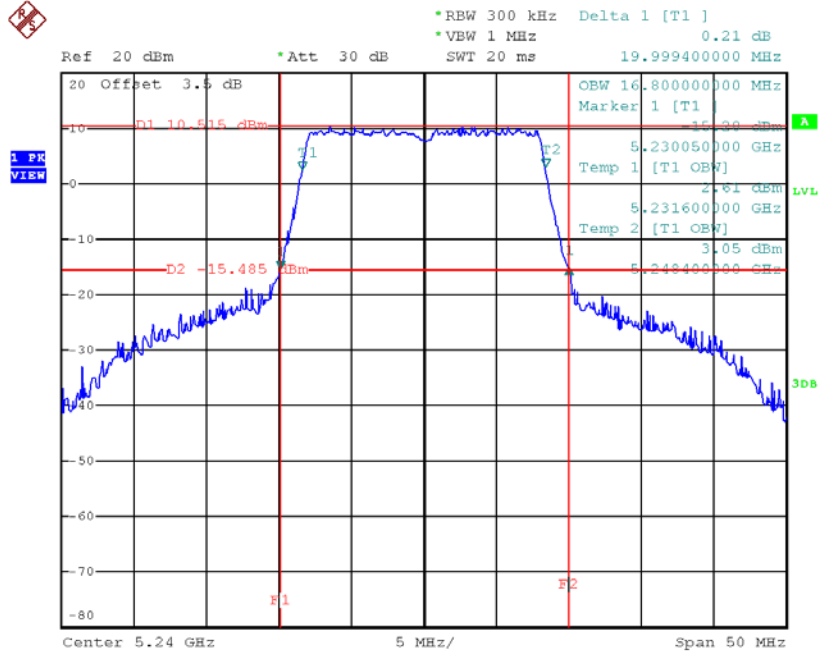
Date: 27.DEC.2017 19:54:12

TX CH40



Date: 27.DEC.2017 19:57:37

TX CH48

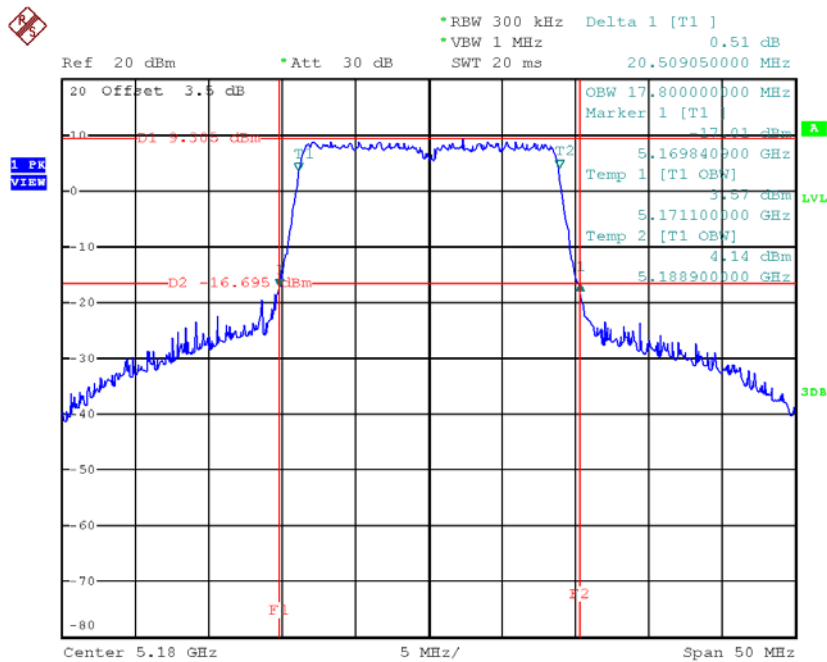


Date: 27.DEC.2017 20:00:43

Test Mode: UNII-1/TX N20 Mode_CH36/CH40/CH48

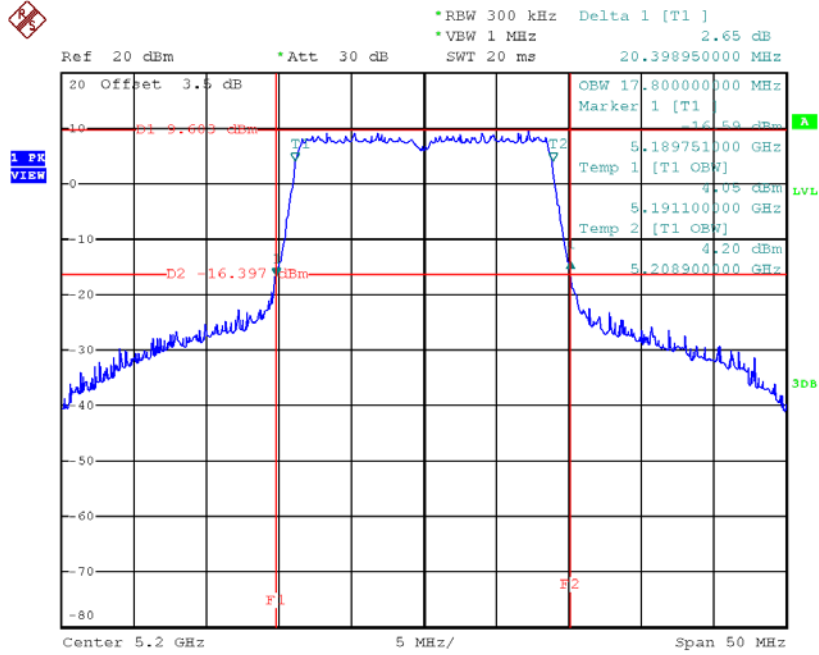
Channel	Frequency (MHz)	26dB Bandwidth (MHz)	99% Occupied Bandwidth (MHz)
CH36	5180	20.51	17.80
CH40	5200	20.40	17.80
CH48	5240	20.45	17.80

TX CH36



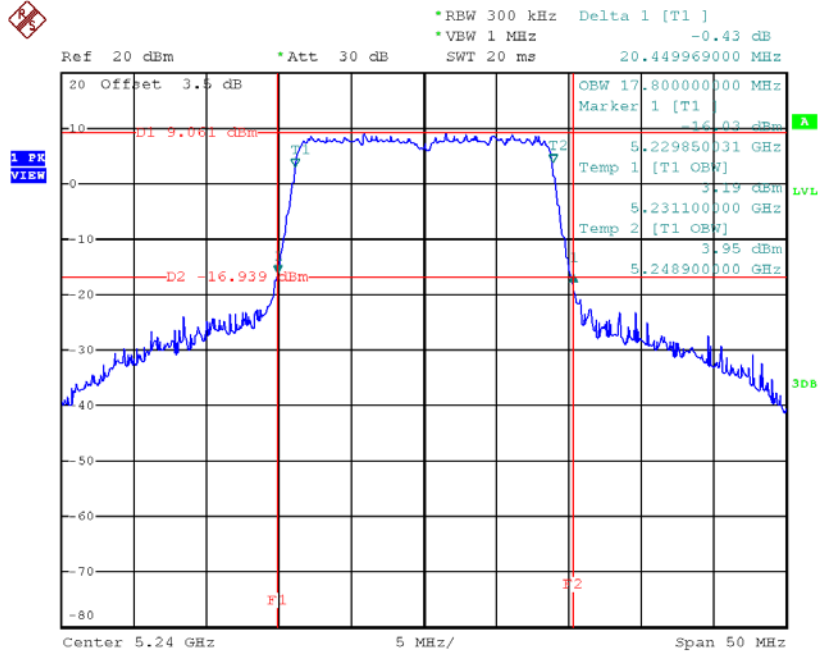
Date: 27.DEC.2017 20:12:31

TX CH40



Date: 27.DEC.2017 20:13:19

TX CH48

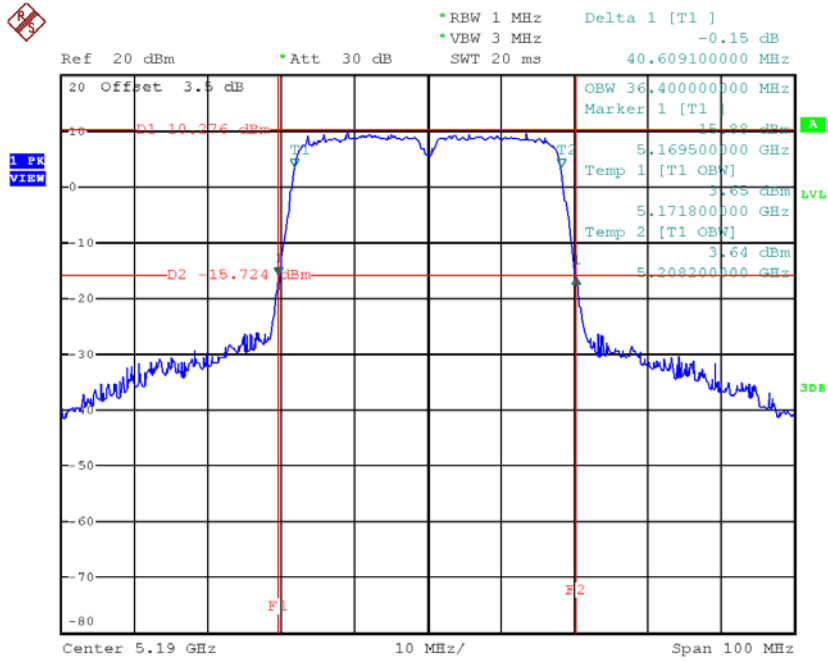


Date: 27.DEC.2017 20:14:03

Test Mode: UNII-1/TX N40 Mode_CH38/CH46

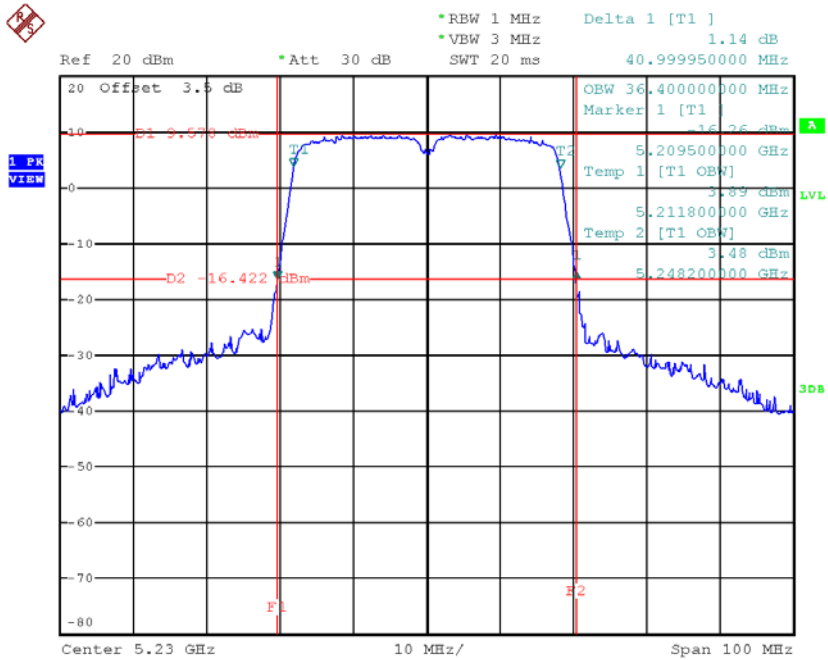
Channel	Frequency (MHz)	26dB Bandwidth (MHz)	99% Occupied Bandwidth (MHz)
CH38	5190	40.61	36.40
CH46	5230	41.00	36.40

TX CH38



Date: 27.DEC.2017 20:35:36

TX CH46

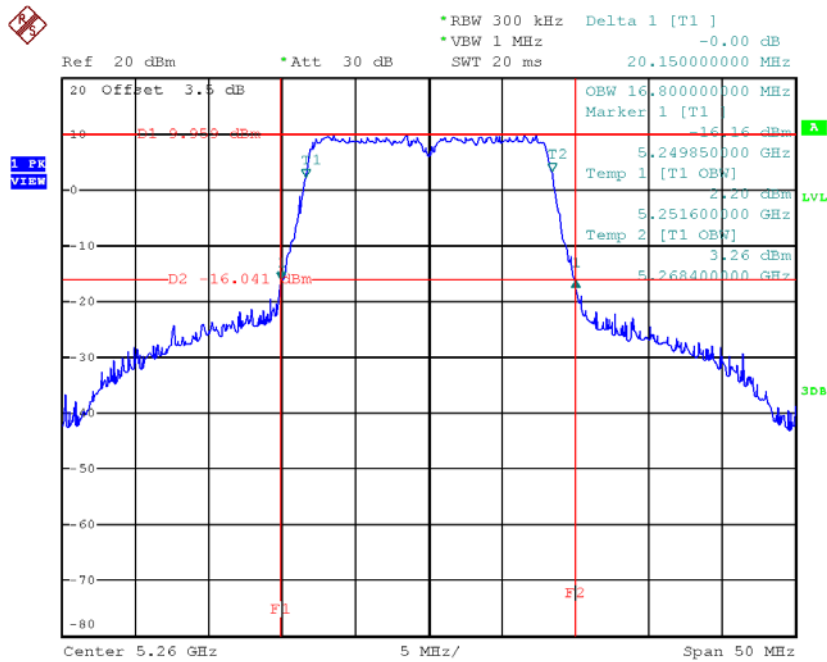


Date: 27.DEC.2017 20:36:33

Test Mode: UNII-2A/TX A Mode_CH52/CH60/CH64

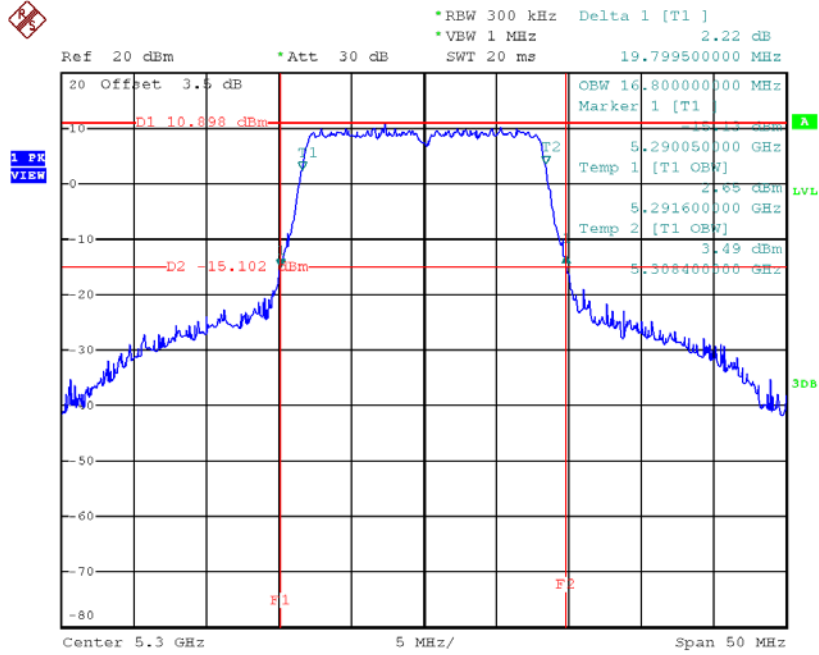
Channel	Frequency (MHz)	26dB Bandwidth (MHz)	99% Occupied Bandwidth (MHz)
CH52	5260	20.15	16.80
CH60	5300	19.80	16.80
CH64	5320	20.09	16.80

TX CH52



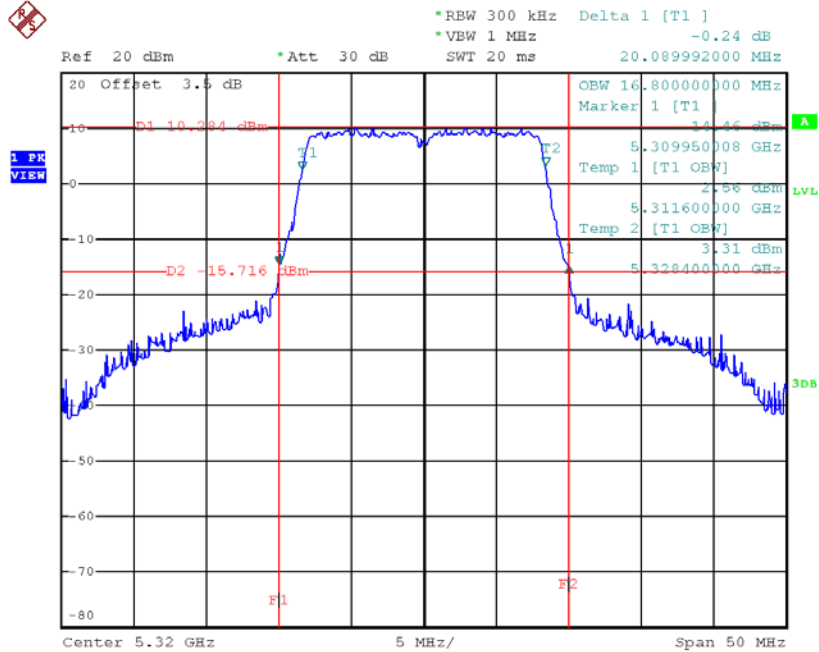
Date: 27.DEC.2017 20:02:05

TX CH60



Date: 27.DEC.2017 20:03:17

TX CH64

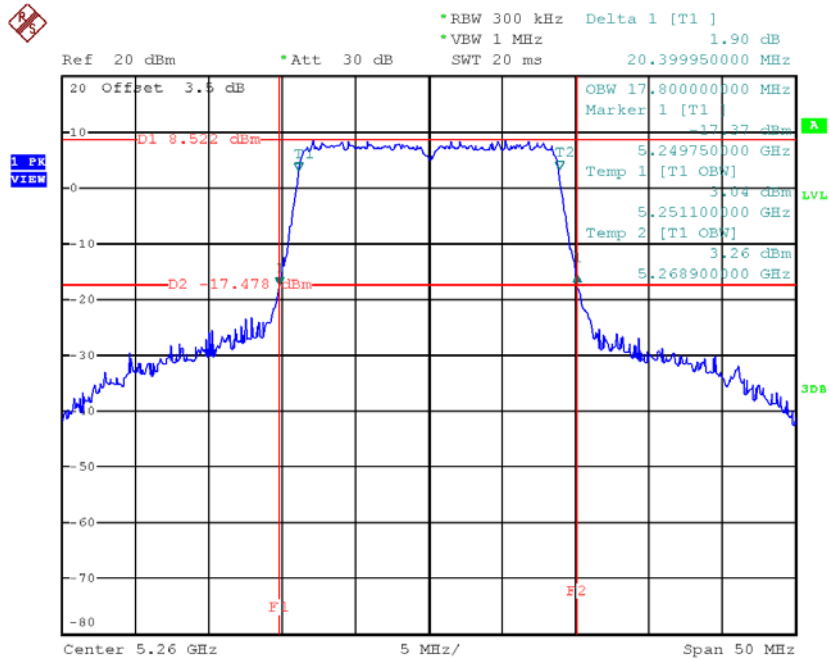


Date: 27.DEC.2017 20:03:58

Test Mode: UNII-2A/TX N20 Mode_CH52/CH60/CH64

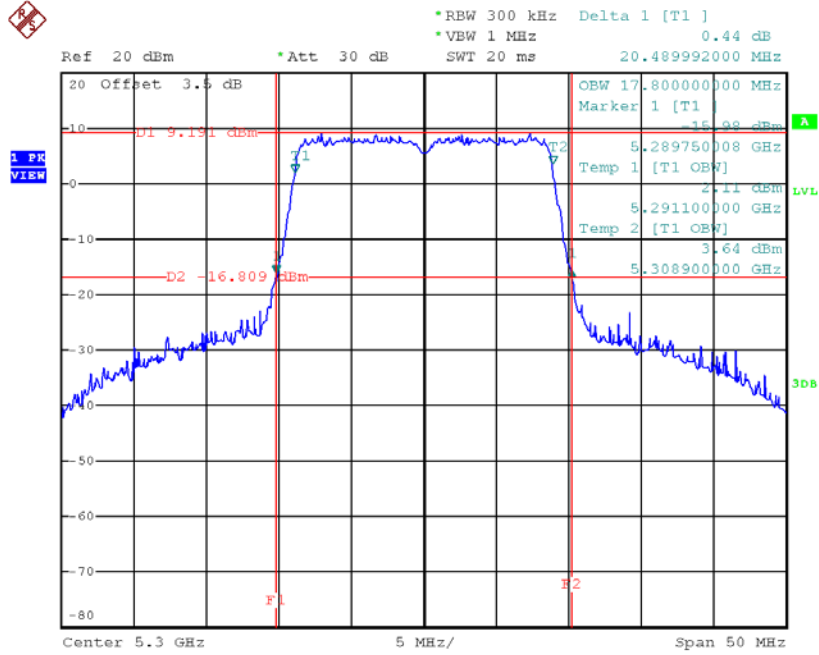
Channel	Frequency (MHz)	26dB Bandwidth (MHz)	99% Occupied Bandwidth (MHz)
CH52	5260	20.40	17.80
CH60	5300	20.49	17.80
CH64	5320	20.51	17.80

TX CH52



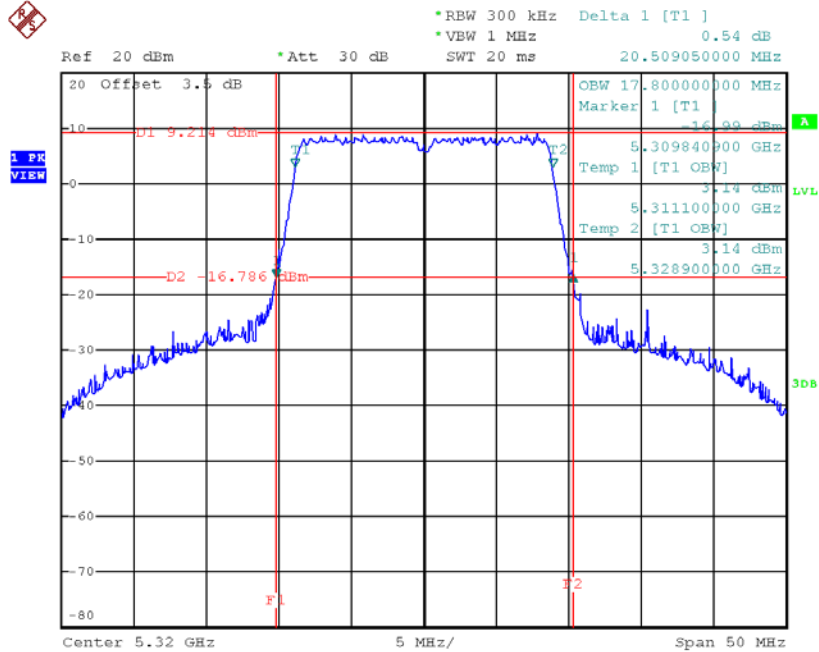
Date: 27.DEC.2017 20:14:52

TX CH60



Date: 27.DEC.2017 20:15:38

TX CH64

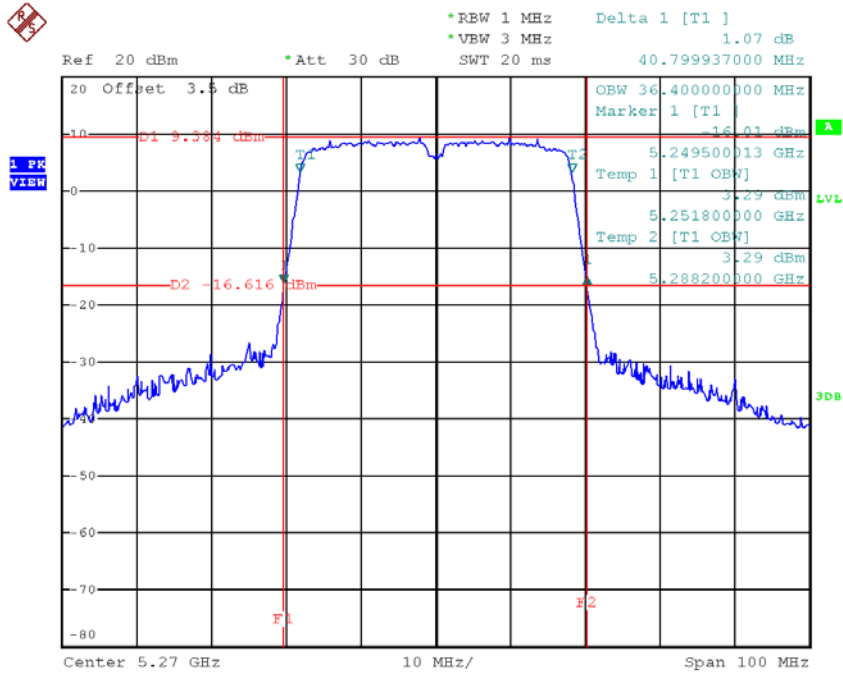


Date: 27.DEC.2017 20:16:19

Test Mode: UNII-2A/TX N40 Mode_CH54/CH62

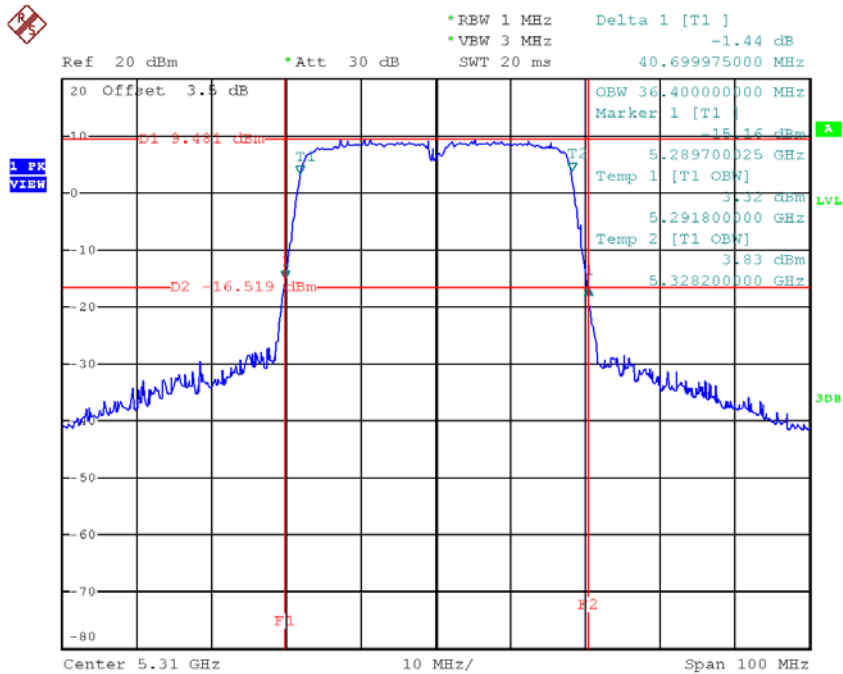
Channel	Frequency (MHz)	26dB Bandwidth (MHz)	99% Occupied Bandwidth (MHz)
CH54	5270	40.80	36.40
CH62	5310	40.70	36.40

TX CH54



Date: 27.DEC.2017 20:37:27

TX CH62



Date: 27.DEC.2017 20:38:20