

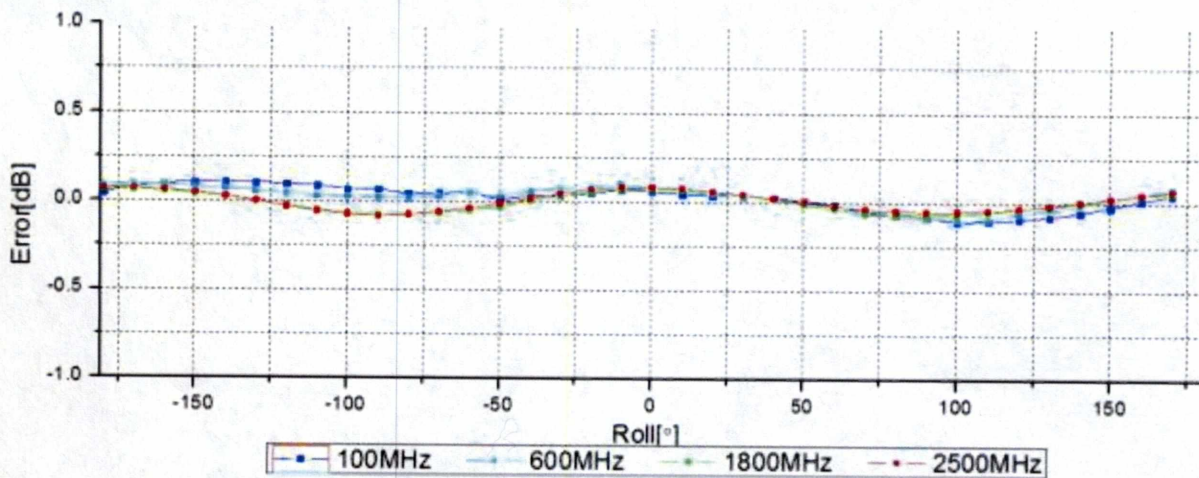
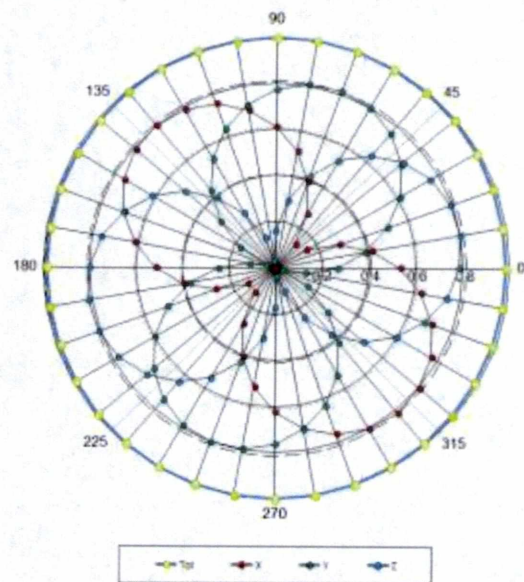
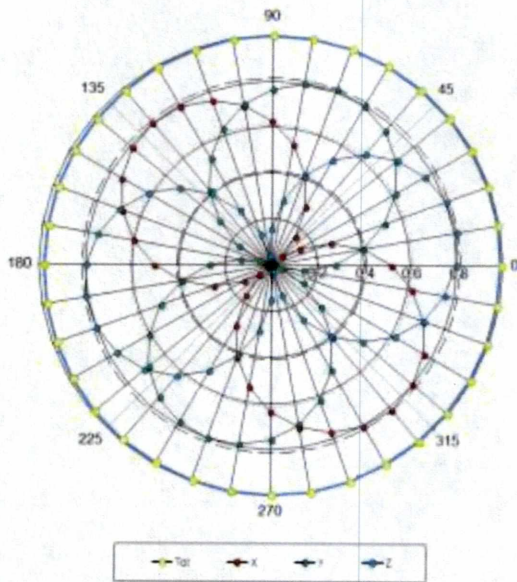


Add: No.51 Xueyuan Road, Haidian District, Beijing, 100191, China
Tel: +86-10-62304633-2218 Fax: +86-10-62304633-2209
E-mail: cttl@chinattl.com [Http://www.chinattl.cn](http://www.chinattl.cn)

Receiving Pattern (Φ), $\theta=0^\circ$

f=600 MHz, TEM

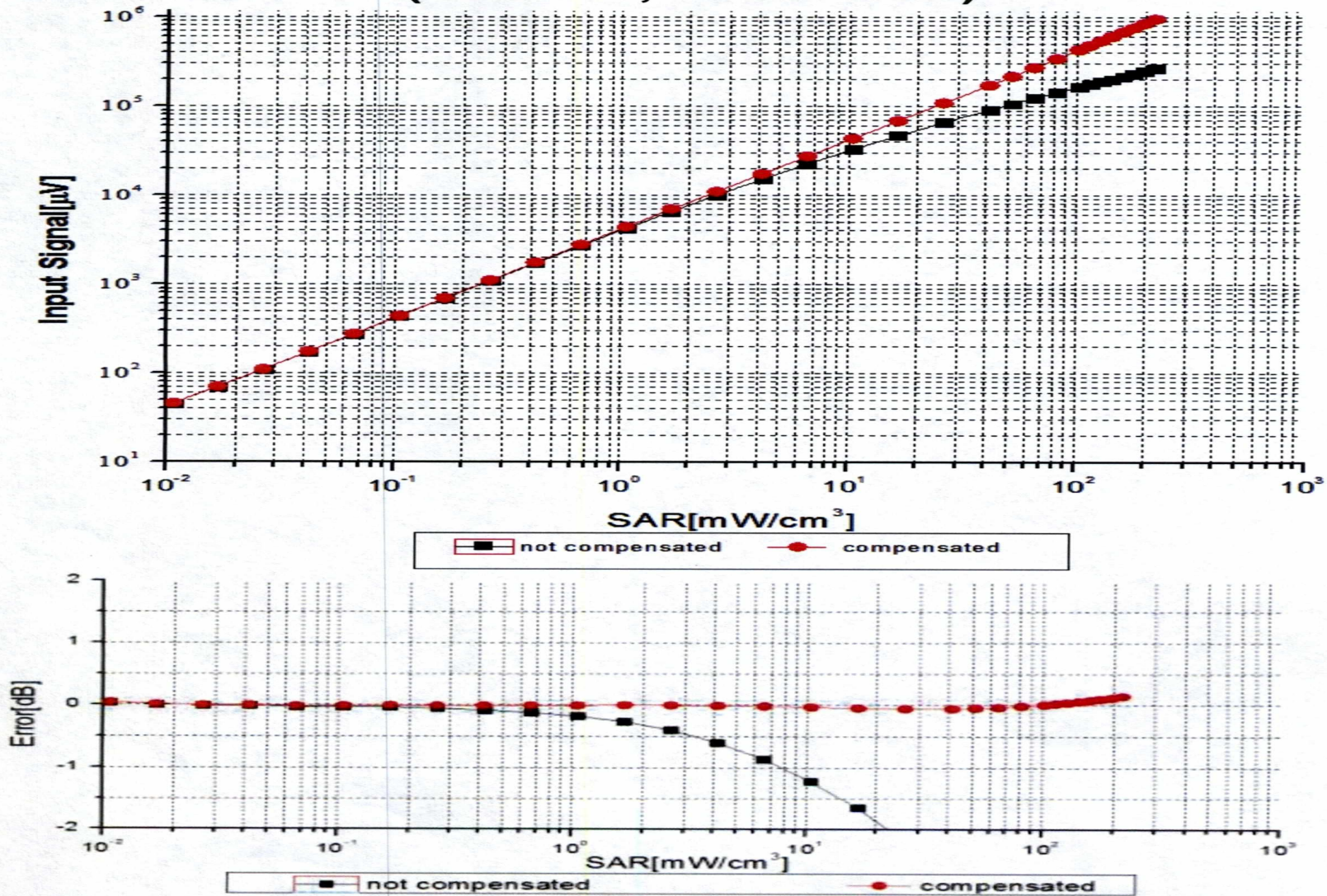
f=1800 MHz, R22



Uncertainty of Axial Isotropy Assessment: $\pm 1.2\%$ ($k=2$)



Dynamic Range f(SAR_{head}) (TEM cell, f = 900 MHz)



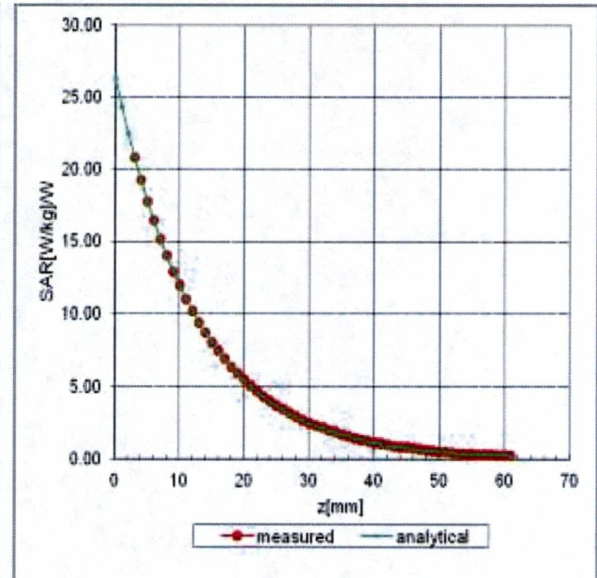
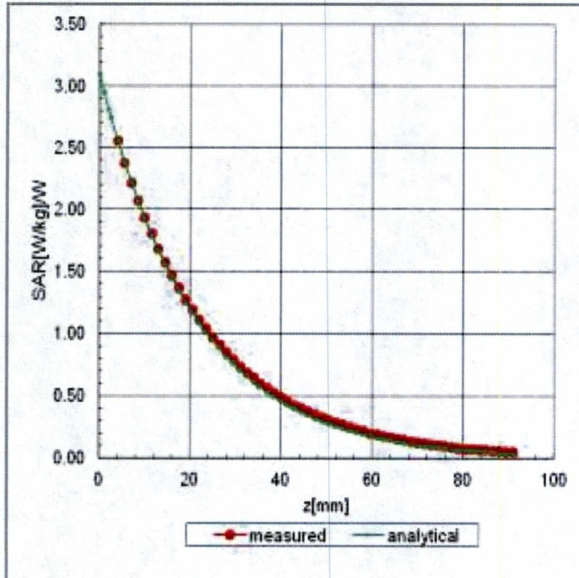
Uncertainty of Linearity Assessment: $\pm 0.9\%$ (k=2)



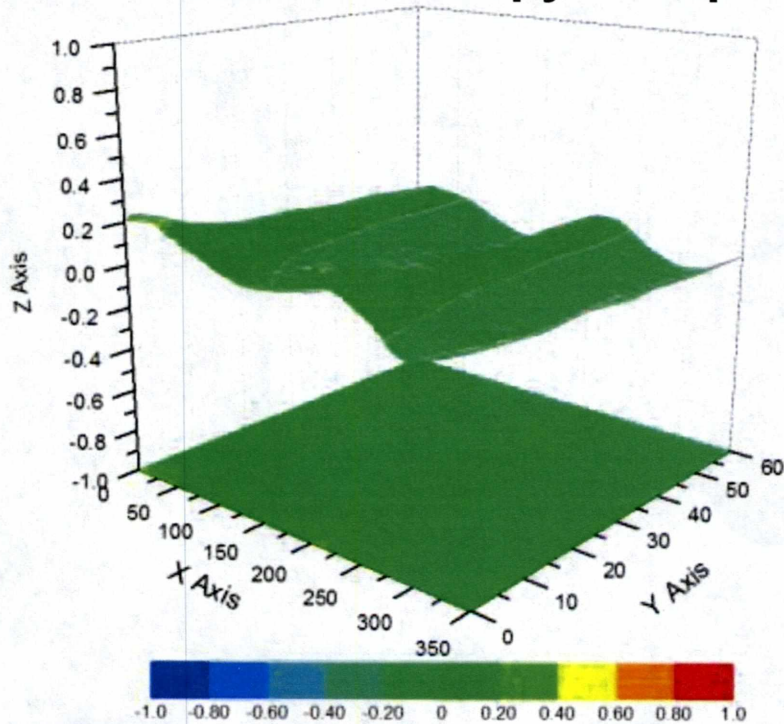
Conversion Factor Assessment

f=750 MHz, WGLS R9(H_convF)

f=1750 MHz, WGLS R22(H_convF)



Deviation from Isotropy in Liquid



Uncertainty of Spherical Isotropy Assessment: $\pm 3.2\%$ (K=2)



Add: No.51 Xueyuan Road, Haidian District, Beijing, 100191, China
Tel: +86-10-62304633-2218 Fax: +86-10-62304633-2209
E-mail: ctl@chinattl.com [Http://www.chinattl.cn](http://www.chinattl.cn)

DASY/EASY – Parameters of Probe: EX3DV4 – SN: 3789

Other Probe Parameters

Sensor Arrangement	Triangular
Connector Angle (°)	47.2
Mechanical Surface Detection Mode	enabled
Optical Surface Detection Mode	disable
Probe Overall Length	337mm
Probe Body Diameter	10mm
Tip Length	9mm
Tip Diameter	2.5mm
Probe Tip to Sensor X Calibration Point	1mm
Probe Tip to Sensor Y Calibration Point	1mm
Probe Tip to Sensor Z Calibration Point	1mm
Recommended Measurement Distance from Surface	1.4mm

Dipole D750V3 SN 1160				
Head Liquid				
Date of Measurement	Return Loss(dB)	Δ %	Impedance (Ω)	$\Delta\Omega$
2016-06-22	-26.3	/	54.8	/
2017-06-21	-27.2	3.42%	57.1	2.3 Ω
2018-06-20	-26.9	2.28%	56.2	1.4 Ω
Body Liquid				
Date of Measurement	Return Loss(dB)	Δ %	Impedance (Ω)	$\Delta\Omega$
2016-06-22	-28.4	/	50.2	/
2017-06-21	-29.1	2.46%	51.7	1.5 Ω
2018-06-20	-28.7	1.06%	51.1	0.9 Ω

Dipole D835V2 SN 4d105				
Head Liquid				
Date of Measurement	Return Loss(dB)	Δ %	Impedance (Ω)	$\Delta\Omega$
2016-12-08	-29.1	/	49.2	/
2017-12-07	-29.7	2.06%	51.3	2.1 Ω
2018-12-06	-29.5	1.03%	50.6	1.4
Body Liquid				
Date of Measurement	Return Loss(dB)	Δ %	Impedance (Ω)	$\Delta\Omega$
2016-12-08	-25.1	/	45.8	/
2017-12-07	-25.5	1.59%	47.7	1.9 Ω
2018-12-06	-25.3	0.80%	46.6	0.8

Dipole D1750V2 SN 1149				
Head Liquid				
Date of Measurement	Return Loss(dB)	Δ %	Impedance (Ω)	$\Delta\Omega$
2016-06-23	-38.7	/	49	/
2017-06-22	-39.6	2.33%	52.2	3.2 Ω
2018-06-21	-38.9	0.52%	51.8	2.8 Ω
Body Liquid				
Date of Measurement	Return Loss(dB)	Δ %	Impedance (Ω)	$\Delta\Omega$
2016-06-23	-23.3	/	43.6	/
2017-06-22	-23.8	2.15%	46	2.4 Ω
2018-06-21	-23.9	2.57%	45.7	2.1 Ω

Dipole D1900V2 SN 5d028				
Head Liquid				
Date of Measurement	Return Loss(dB)	Δ %	Impedance (Ω)	$\Delta\Omega$
2016-12-07	-24.4	/	51.8	/
2017-12-06	-25.2	3.28%	53.6	1.8 Ω
2018-12-05	-24.8	1.64%	52.8	1.0 Ω
Body Liquid				
Date of Measurement	Return Loss(dB)	Δ %	Impedance (Ω)	$\Delta\Omega$
2016-12-07	-24.1	/	48.1	/
2017-12-06	-24.8	2.90%	49.6	1.5 Ω
2018-12-05	-25.1	4.15%	50.3	2.2 Ω

Dipole D2450V2 SN 733				
Head Liquid				
Date of Measurement	Return Loss(dB)	Δ %	Impedance (Ω)	$\Delta\Omega$
2016-12-07	-26.3	/	52.9	/
2017-12-06	-27.5	4.56%	56.1	3.2 Ω
2018-12-05	-27.1	3.04%	55.7	2.8 Ω
Body Liquid				
Date of Measurement	Return Loss(dB)	Δ %	Impedance (Ω)	$\Delta\Omega$
2016-12-07	-24.6	/	49.7	/
2017-12-06	-25.3	2.85%	51.8	2.1 Ω
2018-12-05	-25.1	2.03%	52.1	2.4 Ω

Dipole D2600V2 SN 1125				
Head Liquid				
Date of Measurement	Return Loss(dB)	Δ %	Impedance (Ω)	$\Delta\Omega$
2016-06-22	-25.9	/	49	/
2017-06-21	-26.4	1.93%	50.9	1.9 Ω
2018-06-20	-26.7	3.09%	51.3	2.3 Ω
Body Liquid				
Date of Measurement	Return Loss(dB)	Δ %	Impedance (Ω)	$\Delta\Omega$
2016-06-22	-24.2	/	45.7	/
2017-06-21	-25.4	4.96%	48.2	2.5 Ω
2018-06-20	-24.9	2.89%	47.5	1.8 Ω

Dipole D5GHzV2 SN 1165				
5250MHz Head Liquid				
Date of Measurement	Return Loss(dB)	Δ %	Impedance (Ω)	$\Delta\Omega$
2016-12-13	-23.6	/	49.1	/
2017-12-12	-24.2	2.54%	51.7	2.6 Ω
2018-12-11	-23.9	1.27%	51.1	2.0 Ω
5250MHz Body Liquid				
Date of Measurement	Return Loss(dB)	Δ %	Impedance (Ω)	$\Delta\Omega$
2016-12-13	-24.2	/	45.7	/
2017-12-12	-24.7	2.07%	49.1	3.4 Ω
2018-12-11	-24.9	2.89%	49.5	3.8 Ω
5600MHz Head Liquid				
Date of Measurement	Return Loss(dB)	Δ %	Impedance (Ω)	$\Delta\Omega$
2016-12-13	-27.5	/	54.1	/
2017-12-12	-28.3	2.91%	56.4	2.3 Ω
2018-12-11	-28.6	4.00%	56.7	2.6 Ω
5600MHz Body Liquid				
Date of Measurement	Return Loss(dB)	Δ %	Impedance (Ω)	$\Delta\Omega$
2016-12-13	-26.5	/	54.9	/
2017-12-12	-27.3	3.02%	58	3.1 Ω
2018-12-11	-27.6	4.15%	58.2	3.3 Ω
5750MHz Head Liquid				
Date of Measurement	Return Loss(dB)	Δ %	Impedance (Ω)	$\Delta\Omega$
2016-12-13	-27.6	/	52.4	/
2017-12-12	-28.5	3.26%	54.1	1.7 Ω
2018-12-11	-28.7	3.99%	54.6	2.2 Ω
5750MHz Body Liquid				
Date of Measurement	Return Loss(dB)	Δ %	Impedance (Ω)	$\Delta\Omega$
2016-12-13	-26.4	/	53.3	/
2017-12-12	-27.1	2.65%	55.9	2.6 Ω
2018-12-11	-27.5	4.17%	56.3	3.0 Ω