



**SGS-CSTC Standards Technical Services Co., Ltd.
Shenzhen Branch**

No. 1 Workshop, M-10, Middle section, Science & Technology Park,
Shenzhen, Guangdong, China 518057

Telephone: +86 (0) 755 2601 2053
Fax: +86 (0) 755 2671 0594
Email: ee.shenzhen@sgs.com

Report No.: SZEM180100021802
Page: 1 of 818

TEST REPORT

Application No: SZEM1801000218RG
Applicant: Huawei Technologies Co.,Ltd
Manufacturer: Huawei Technologies Co.,Ltd
Factory: Huawei Technologies Co.,Ltd
Product Name: Smart Phone
Model No.(EUT): CLT-L29
Trade Mark:: HUAWEI
FCC ID: QISCLT-L29
Standards: 47 CFR Part 15, Subpart E (2018)
Test Method KDB 789033 D02 v02r01
ANSI C63.10.2013
Date of Receipt: 2018-02-10
Date of Test: 2018-02-12 to 2018-02-15
Date of Issue: 2018-02-22

Test Result:	PASS *
---------------------	---------------

. * In the configuration tested, the EUT complied with the standards specified above.

Authorized Signature:

Derek Yang
Wireless Laboratory Manager

The manufacturer should ensure that all products in series production are in conformity with the product sample detailed in this report. If the product in this report is used in any configuration other than that detailed in the report, the manufacturer must ensure the new system complies with all relevant standards. Any mention of SGS International Electrical Approvals or testing done by SGS International Electrical Approvals in connection with, distribution or use of the product described in this report must be approved by SGS International Electrical Approvals in writing.

This document is issued by the Company subject to its General Conditions of Service printed overleaf, -available on request or accessible at <http://www.sgs.com/en/Terms-and-Conditions.aspx> and, for electronic format documents, subject to Terms and Conditions for Electronic Documents at <http://www.sgs.com/en/Terms-and-Conditions/Terms-e-Documents.aspx>. Attention is drawn to the limitation of liability, indemnification and jurisdiction issues defined therein. Any holder of this document is advised that information contained hereon reflects the Company's findings at the time of its intervention only and within the limits of Client's instructions, if any. The Company's sole responsibility is to its Client and this document does not exonerate parties to a transaction from exercising all their rights and obligations under the transaction documents. This document cannot be reproduced except in full, without prior written approval of the Company. Any unauthorized alteration, forgery or falsification of the content or appearance of this document is unlawful and offenders may be prosecuted to the fullest extent of the law. Unless otherwise stated the results shown in this test report refer only to the sample(s) tested and such sample(s) are retained for 30 days only.



2 Version

Revision Record				
Version	Chapter	Date	Modifier	Remark
01		2018-02-22		Original

Authorized for issue by:				
Tested By				
				<hr/>
		(Mike Hu) /Project Engineer		Date
Checked By				
				<hr/>
		(Jim Huang) /Reviewer		Date



3 Test Summary

Test Item	Test Requirement	Test method	Result
Antenna Requirement	47 CFR Part 15 Section 15.203	ANSI C63.10: 2013	PASS
AC Power Line Conducted Emission	47 CFR Part 15 Section 15.207	ANSI C63.10: 2013	PASS
Radiated Spurious Emissions	47 CFR Part 15 Section 15.407(b)	ANSI C63.10: 2013	PASS
Restricted bands around fundamental frequency (Radiated Emission)	47 CFR Part 15 Section 15.407(b)	ANSI C63.10: 2013	PASS

Remark:

This test report (Report No.: **SZEM180100021802**) is base on the original test report (Report No.: **SZEM180100021702**)

According to the declaration from the applicant, the differences between CLT-L04 and CLT-L29 are as follows.

	Model	CLT-L04	CLT-L29
Licensed Frequency	LTE BAND	FCC Band: B2/B4/ B5/B7/B12/B17/B26/B38/ B40/B41 MIMO B4/B7	FCC Band: B2/B4/ B5/B7/B12/B17/B26/B38/ B40/B41 MIMO B3/B7
	UMTS BAND	B2/B5/B8	B2/B5/B8
	GSM	B3/B3 /B5/B8	B3/B3 /B5/B8
	IC	the same	the same
	Antenna	the same	the same
	NFC	the same	N the same
Unlicensed Frequency	Bluetooth	the same	the same
	2.4G Wi-Fi	the same	the same
	IC	the same	the same
	Antenna	The power of B40 is different 4*4 MIMO B4/B7 support RX and TX	The power of B40 is different 4*4MIMO B3/B7 support RX and TX
Hardware	Ram / Rom	the same	the same
	Camera	the same	the same



**SGS-CSTC Standards Technical Services Co., Ltd.
Shenzhen Branch**

Report No.: SZEM180100021802

Page: 4 of 818

	PCB	the same	the same
	USB Port	the same	the same
	SIM	the same	the same
	Hardware version	the same	the same
RF	RF circuit	L3609/L3624/L3605/Z3602/C3631/L3623/C3625/L3611 disable weld, C3629 use DNI ; L3546/C3531/L3518/Z3502/L3530/C3532/L3517/L3529/L3504/L3505/Z3501/L3528/L3503 disable DNI , C3543/C3544 use DNI ; U3401 use 47150479;	U3401 use 47150479 , U3501 use 47150585 ; C3543/C3544 disable DNI ; C3531/L3518/Z3502/L3530/C3532/L3517/L3529/L3504/L3505/Z3501/L3528/L3503 use DNI ; 3 、 L3545/L3544 disable DNI;
Appearance	Dimension	the same	the same
	Color	different	different
Accessory	Battery	the same	the same
	External Charger	the same	the same
	USB label	the same	the same
	Earphone	the same	the same

Therefore in this report all items do not need to retest and all the test data in this report are base on previous report with report number **SZEM180100021702**



4 Contents

	Page
1 COVER PAGE	1
2 VERSION	2
3 TEST SUMMARY	3
4 CONTENTS	5
5 GENERAL INFORMATION	6
5.1 CLIENT INFORMATION	6
5.2 GENERAL DESCRIPTION OF EUT	6
5.3 TEST ENVIRONMENT AND MODE	9
5.4 DESCRIPTION OF SUPPORT UNITS	9
5.5 TEST LOCATION	9
5.6 TEST FACILITY.....	10
5.7 DEVIATION FROM STANDARDS.....	10
5.8 ABNORMALITIES FROM STANDARD CONDITIONS.....	10
5.9 OTHER INFORMATION REQUESTED BY THE CUSTOMER	10
5.10 MEASUREMENT UNCERTAINTY (95% CONFIDENCE LEVELS, K=2)	11
5.11 EQUIPMENT LIST	12
6 TEST RESULTS AND MEASUREMENT DATA	15
6.1 ANTENNA REQUIREMENT	15
6.2 CONDUCTED EMISSIONS.....	16
6.3 RADIATED SPURIOUS EMISSIONS.....	20
6.3.1 Radiated emission below 1GHz	21
6.3.2 Transmitter emission above 1GHz.....	23
6.4 RESTRICTED BANDS AROUND FUNDAMENTAL FREQUENCY.....	378
7 PHOTOGRAPHS - EUT TEST SETUP DETAILS.....	818



5 General Information

5.1 Client Information

Applicant:	Huawei Technologies Co., Ltd.
Address of Applicant:	Administration Building, Headquarters of Huawei Technologies Co., Ltd., Bantian, Longgang District, Shenzhen, 518129, P.R.C
Manufacturer:	Huawei Technologies Co., Ltd.
Address of Manufacturer:	Administration Building, Headquarters of Huawei Technologies Co., Ltd., Bantian, Longgang District, Shenzhen, 518129, P.R.C
Factory:	Huawei Technologies Co., Ltd.
Address of Factory:	Administration Building, Headquarters of Huawei Technologies Co., Ltd., Bantian, Longgang District, Shenzhen, 518129, P.R.C

5.2 General Description of EUT

Product Name:	Smart Phone
Model No.:	CLT-L29
Trade Mark:	HUAWEI
Operation Frequency:	IEEE 802.11a/ n(HT20/40)/ ac(HT20/40/80): 5150MHz to 5250MHz IEEE 802.11a/ n(HT20/40)/ ac(HT20/40/80): 5250MHz to 5350MHz IEEE 802.11a/ n(HT20/40)/ ac(HT20/40/80): 5470MHz to 5725MHz IEEE 802.11a/ n(HT20/40)/ ac(HT20/40/80): 5725MHz to 5850MHz
Type of Modulation:	IEEE 802.11a: OFDM(BPSK/QPSK/16QAM/64QAM) IEEE 802.11n: OFDM(BPSK/QPSK/16QAM/64QAM) IEEE 802.11ac: OFDM(BPSK/QPSK/16QAM/64QAM/256QAM)
Sample Type:	Portable Device
Antenna Type:	Intergral
Antenna Gain:	Antenna1 :-2.11 dBi, Antenna2 :-1.17dBi,
EUT Power Supply:	DC3.82V (1 x 3.82V Rechargeable battery)3900mAh Battery: Charge by DC 4.4V
AC adaptor:	Adaptor: Model:HW-050450U00 Input: AC100-240V 50/60Hz 0.75A Output: DC5.0V 2A / 4.5V 5A/ 5.0V 4.5A



Note:

In FCC 15.31, for each band in which the device can be operated with the device operating at the number of frequencies in each band specified in the following table, and the selected channel to perform the test as below:

Frequency Range of Operation Operating Frequency Range (in each Band)	Number of Measurement Frequencies Required	Location of Measurement Frequency in Band of Operation
1 MHz or less	1	centre
1 MHz to 10 MHz	2	1 near high end, 1 near low end
Greater than 10 MHz	3	1 near high end, 1 near centre

For UNII Band I:

Mode	Channel	Frequency(MHz)
IEEE 802.11a/n/ac 20MHz	The Lowest channel	5180
	The Middle channel	5220
	The Highest channel	5240
IEEE 802.11n/ac 40MHz	The Lowest channel	5190
	The Highest channel	5230
IEEE 802.11ac 80MHz	The Middle channel	5210

For UNII Band II-A:

Mode	Channel	Frequency(MHz)
IEEE 802.11a/n/ac 20MHz	The Lowest channel	5260
	The Middle channel	5300
	The Highest channel	5320
IEEE 802.11n/ac 40MHz	The Lowest channel	5270
	The Highest channel	5310
IEEE 802.11ac 80MHz	The Middle channel	5290



For UNII Band II-C:

Mode	Channel	Frequency(MHz)
IEEE 802.11a/n/ac 20MHz	The Lowest channel	5500
	The Middle channel	5580
	The Highest channel	5700
IEEE 802.11n/ac 40MHz	The Lowest channel	5510
	The Middle channel	5550
	The Highest channel	5670
IEEE 802.11ac 80MHz	The Lowest channel	5530
	The Highest channel	5610

For UNII Band III:

Mode	Channel	Frequency(MHz)
IEEE 802.11a/n/ac 20MHz	The Lowest channel	5745
	The Middle channel	5785
	The Highest channel	5825
IEEE 802.11n/ac 40MHz	The Lowest channel	5755
	The Highest channel	5795
IEEE 802.11ac 80MHz	The Middle channel	5775



5.3 Test Environment and Mode

Operating Environment:	
Temperature:	25.0 °C
Humidity:	55 % RH
Atmospheric Pressure:	1010 mbar
Test mode:	
Transmitting mode:	Keep the EUT in transmitting mode with all kind of modulation and all kind of data rate.

5.4 Description of Support Units

The EUT has been tested independent unit.

5.5 Test Location

All tests were performed at:

SGS-CSTC Standards Technical Services Co., Ltd., Shenzhen Branch,
No. 1 Workshop, M-10, Middle Section, Science & Technology Park, Shenzhen, Guangdong, China.
518057.

Tel: +86 755 2601 2053 Fax: +86 755 2671 0594

No tests were sub-contracted.



5.6 Test Facility

The test facility is recognized, certified, or accredited by the following organizations:

- **CNAS (No. CNAS L2929)**

CNAS has accredited SGS-CSTC Standards Technical Services Co., Ltd. Shenzhen Branch EMC Lab to ISO/IEC 17025:2005 General Requirements for the Competence of Testing and Calibration Laboratories (CNAS-CL01 Accreditation Criteria for the Competence of Testing and Calibration Laboratories) for the competence in the field of testing.

- **A2LA (Certificate No. 3816.01)**

SGS-CSTC Standards Technical Services Co., Ltd., Shenzhen EMC Laboratory is accredited by the American Association for Laboratory Accreditation(A2LA). Certificate No. 3816.01.

- **VCCI**

The 10m Semi-anechoic chamber and Shielded Room of SGS-CSTC Standards Technical Services Co., Ltd. have been registered in accordance with the Regulations for Voluntary Control Measures with Registration No.: G-823, R-4188, T-1153 and C-2383 respectively.

- **FCC –Designation Number: CN1178**

SGS-CSTC Standards Technical Services Co., Ltd., Shenzhen EMC Laboratory has been recognized as an accredited testing laboratory.

Designation Number: CN1178. Test Firm Registration Number: 406779.

- **Industry Canada (IC)**

Two 3m Semi-anechoic chambers and the 10m Semi-anechoic chamber of SGS-CSTC Standards Technical Services Co., Ltd. Shenzhen Branch EMC Lab have been registered by Certification and Engineering Bureau of Industry Canada for radio equipment testing with Registration No.: 4620C-1, 4620C-2, 4620C-3.

5.7 Deviation from Standards

None.

5.8 Abnormalities from Standard Conditions

None.

5.9 Other Information Requested by the Customer

None



5.10 Measurement Uncertainty (95% confidence levels, k=2)

No.	Item	Measurement Uncertainty
1	Total RF power, conducted	0.75dB
2	RF power density, conducted	2.84dB
3	Spurious emissions, conducted	0.75dB
4	Radiated Spurious emission test	4.5dB (30MHz-1GHz)
		4.8dB (1GHz-25GHz)
5	Conduct emission test	3.12 dB(9KHz- 30MHz)
6	Temperature test	1°C
7	Humidity test	3%
8	DC and low frequency voltages	0.5%



5.11 Equipment List

Conducted Emission						
Item	Test Equipment	Manufacturer	Model No.	Inventory No.	Cal. Date (yyyy-mm-dd)	Cal. Due date (yyyy-mm-dd)
1	Shielding Room	ZhongYu Electron	GB-88	SEM001-06	2017-05-10	2018-05-10
2	LISN	Rohde & Schwarz	ENV216	SEM007-01	2017-10-09	2018-10-09
3	LISN	ETS-LINDGREN	3816/2	SEM007-02	2017-04-14	2018-04-14
4	8 Line ISN	Fischer Custom Communications Inc.	FCC-TLISN-T8-02	EMC0120	2017-09-28	2018-09-28
5	4 Line ISN	Fischer Custom Communications Inc.	FCC-TLISN-T4-02	EMC0121	2017-09-28	2018-09-28
6	2 Line ISN	Fischer Custom Communications Inc.	FCC-TLISN-T2-02	EMC0122	2017-09-28	2018-09-28
7	EMI Test Receiver	Rohde & Schwarz	ESCI	SEM004-02	2017-04-14	2018-04-14
8	DC Power Supply	Zhao Xin	RXN-305D	SEM011-02	2017-10-09	2018-10-09

RF connected test						
Item	Test Equipment	Manufacturer	Model No.	Inventory No.	Cal. Date (yyyy-mm-dd)	Cal. Due date (yyyy-mm-dd)
1	DC Power Supply	ZhaoXin	RXN-305D	SEM011-02	2017-10-09	2018-10-09
2	Signal Analyzer	Rohde &Schwarz	FSV	W005-02	2017-03-06	2018-03-06
3	Signal Generator	Rohde &Schwarz	SML03	SEM006-02	2017-04-14	2018-04-14
4	Power Meter	Rohde &Schwarz	NRVS	SEM014-02	2017-10-09	2018-10-09
5	Power Sensor	Agilent Technologies	U2021XA	SEM009-01	2017-10-09	2018-10-09



SGS-CSTC Standards Technical Services Co., Ltd.
Shenzhen Branch

Report No.: SZEM180100021802

Page: 13 of 818

RE in Chamber						
Item	Test Equipment	Manufacturer	Model No.	Inventory No.	Cal. Date (yyyy-mm-dd)	Cal. Due date (yyyy-mm-dd)
1	3m Semi-Anechoic Chamber	ETS-LINDGREN	N/A	SEM001-01	2017-05-10	2018-05-10
2	EMI Test Receiver	Agilent Technologies	N9038A	SEM004-05	2017-10-09	2018-10-09
3	BiConiLog Antenna (26-3000MHz)	ETS-LINDGREN	3142C	SEM003-01	2017-11-01	2020-11-01
4	Double-ridged horn (1-18GHz)	ETS-LINDGREN	3117	SEM003-11	2015-10-17	2018-10-17
5	Horn Antenna (18-26GHz)	ETS-LINDGREN	3160	SEM003-12	2017-11-24	2020-11-24
6	Pre-amplifier (0.1-1300MHz)	Agilent Technologies	8447D	SEM005-01	2017-04-14	2018-04-14
7	Band filter	Amindeon	Asi 3314	SEM023-01	N/A	N/A
8	DC Power Supply	Zhao Xin	RXN-305D	SEM011-02	2017-10-09	2018-10-09
9	Loop Antenna	Beijing Daze	ZN30401	SEM003-09	2015-05-13	2018-05-13

RE in Chamber						
Item	Test Equipment	Manufacturer	Model No.	Inventory No.	Cal. Date (yyyy-mm-dd)	Cal. Due date (yyyy-mm-dd)
1	10m Semi-Anechoic Chamber	SAEMC	FSAC1018	SEM001-03	2017-05-10	2018-05-10
2	EMI Test Receiver (9k-7GHz)	Rohde & Schwarz	ESR	SEM004-03	2017-04-14	2018-04-14
3	Trilog-Broadband Antenna(30M-1GHz)	Schwarzbeck	VULB9168	SEM003-18	2016-06-29	2019-06-29
4	Pre-amplifier	Sonoma Instrument Co	310N	SEM005-03	2017-07-06	2018-07-06
5	.Loop Antenna	ETS-Lindgren	6502	SEM003-08	2015-08-14	2018-08-14



SGS-CSTC Standards Technical Services Co., Ltd.
Shenzhen Branch

Report No.: SZEM180100021802

Page: 14 of 818

RE in Chamber						
Item	Test Equipment	Manufacturer	Model No.	Inventory No.	Cal. Date (yyyy-mm-dd)	Cal. Due date (yyyy-mm-dd)
1	3m Semi-Anechoic Chamber	AUDIX	N/A	SEM001-02	2017-05-10	2018-05-10
2	EXA Spectrum Analyzer	Agilent Technologies Inc	N9010A	SEM004-09	2017-07-19	2018-07-19
3	BiConiLog Antenna (26-3000MHz)	ETS-Lindgren	3142C	SEM003-02	2017-11-15	2020-11-15
4	Amplifier (0.1-1300MHz)	HP	8447D	SEM005-02	2017-10-09	2018-10-09
5	Horn Antenna (1-18GHz)	Rohde & Schwarz	HF907	SEM003-07	2015-06-14	2018-06-14
6	Horn Antenna (18-26GHz)	ETS-Lindgren	3160	SEM003-12	2017-11-24	2020-11-24
7	HornAntenna (26GHz-40GHz)	A.H.Systems, inc.	SAS-573	SEM003-13	2015-02-12	2018-02-12
8	Low Noise Amplifier	Black Diamond Series	BDLNA-0118-352810	SEM005-05	2017-10-09	2018-10-09
9	Band filter	Amindeon	Asi 3314	SEM023-01	N/A	N/A

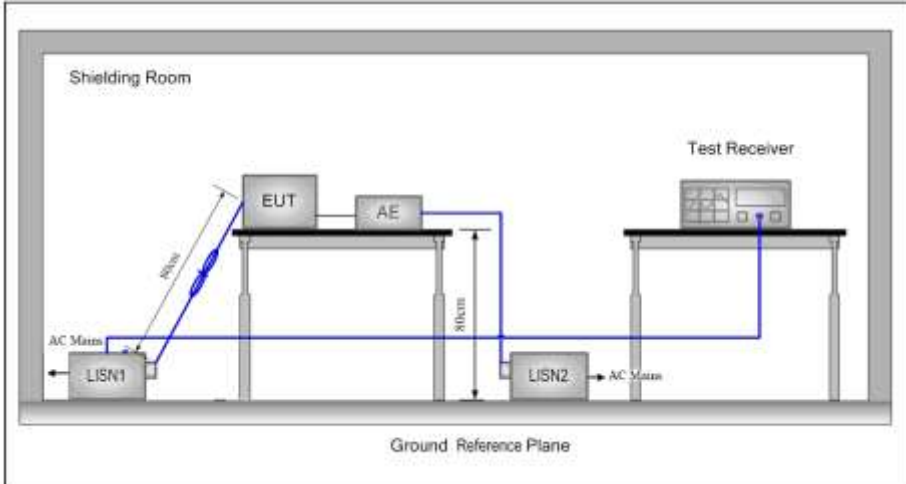


6 Test results and Measurement Data

6.1 Antenna Requirement

Test Requirement:	47 CFR Part 15 Section 15.203
The antenna is integrated antenna and no consideration of replacement. The best case gain of the antenna is -1.17dBi.	

6.2 Conducted Emissions

Test Requirement:	47 CFR Part 15 Section 15.407(b)														
Test Method:	ANSI C63.10: 2013														
Test Frequency Range:	150kHz to 30MHz														
Limit:	<table border="1"> <thead> <tr> <th rowspan="2">Frequency range (MHz)</th> <th colspan="2">Limit (dBuV)</th> </tr> <tr> <th>Quasi-peak</th> <th>Average</th> </tr> </thead> <tbody> <tr> <td>0.15-0.5</td> <td>66 to 56*</td> <td>56 to 46*</td> </tr> <tr> <td>0.5-5</td> <td>56</td> <td>46</td> </tr> <tr> <td>5-30</td> <td>60</td> <td>50</td> </tr> </tbody> </table>	Frequency range (MHz)	Limit (dBuV)		Quasi-peak	Average	0.15-0.5	66 to 56*	56 to 46*	0.5-5	56	46	5-30	60	50
	Frequency range (MHz)		Limit (dBuV)												
		Quasi-peak	Average												
	0.15-0.5	66 to 56*	56 to 46*												
	0.5-5	56	46												
5-30	60	50													
* Decreases with the logarithm of the frequency.															
Test Procedure:	<ol style="list-style-type: none"> 1) The mains terminal disturbance voltage test was conducted in a shielded room. 2) The EUT was connected to AC power source through a LISN 1 (Line Impedance Stabilization Network) which provides a 50Ω/50μH + 5Ω linear impedance. The power cables of all other units of the EUT were connected to a second LISN 2, which was bonded to the ground reference plane in the same way as the LISN 1 for the unit being measured. A multiple socket outlet strip was used to connect multiple power cables to a single LISN provided the rating of the LISN was not exceeded. 3) The tabletop EUT was placed upon a non-metallic table 0.8m above the ground reference plane. And for floor-standing arrangement, the EUT was placed on the horizontal ground reference plane, 4) The test was performed with a vertical ground reference plane. The rear of the EUT shall be 0.4 m from the vertical ground reference plane. The vertical ground reference plane was bonded to the horizontal ground reference plane. The LISN 1 was placed 0.8 m from the boundary of the unit under test and bonded to a ground reference plane for LISNs mounted on top of the ground reference plane. This distance was between the closest points of the LISN 1 and the EUT. All other units of the EUT and associated equipment was at least 0.8 m from the LISN 2. 5) In order to find the maximum emission, the relative positions of equipment and all of the interface cables must be changed according to ANSI C63.10: 2013 on conducted measurement. 														
Test Setup:															



**SGS-CSTC Standards Technical Services Co., Ltd.
Shenzhen Branch**

Report No.: SZEM180100021802

Page: 17 of 818

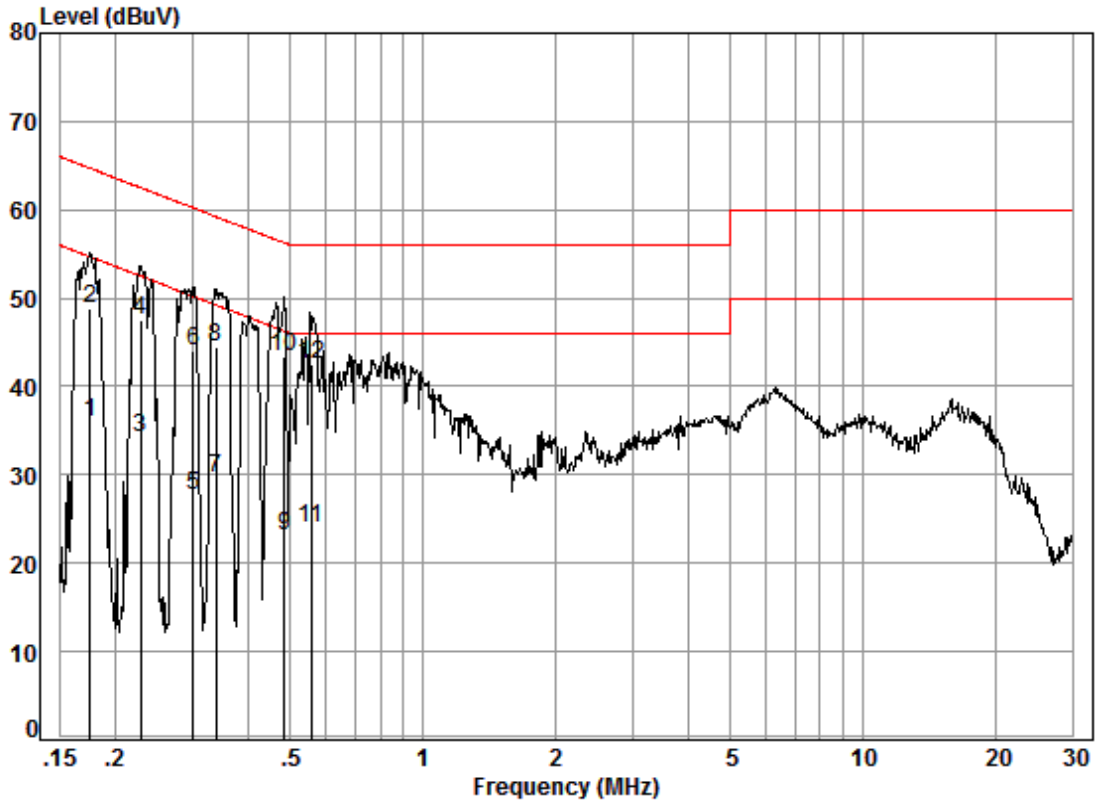
Exploratory Test Mode:	Transmitting with all kind of modulations, data rates at lowest, middle and highest channel.
Final Test Mode:	Through Pre-scan, find the 6Mbps of rate of 802.11a at lowest channel is the worst case. Only the worst case is recorded in the report.
Instruments Used:	Refer to section 5.10 for details
Test Results:	Pass

Measurement Data

An initial pre-scan was performed on the live and neutral lines with peak detector.

Quasi-Peak and Average measurement were performed at the frequencies with maximized peak emission were detected.

Live Line:

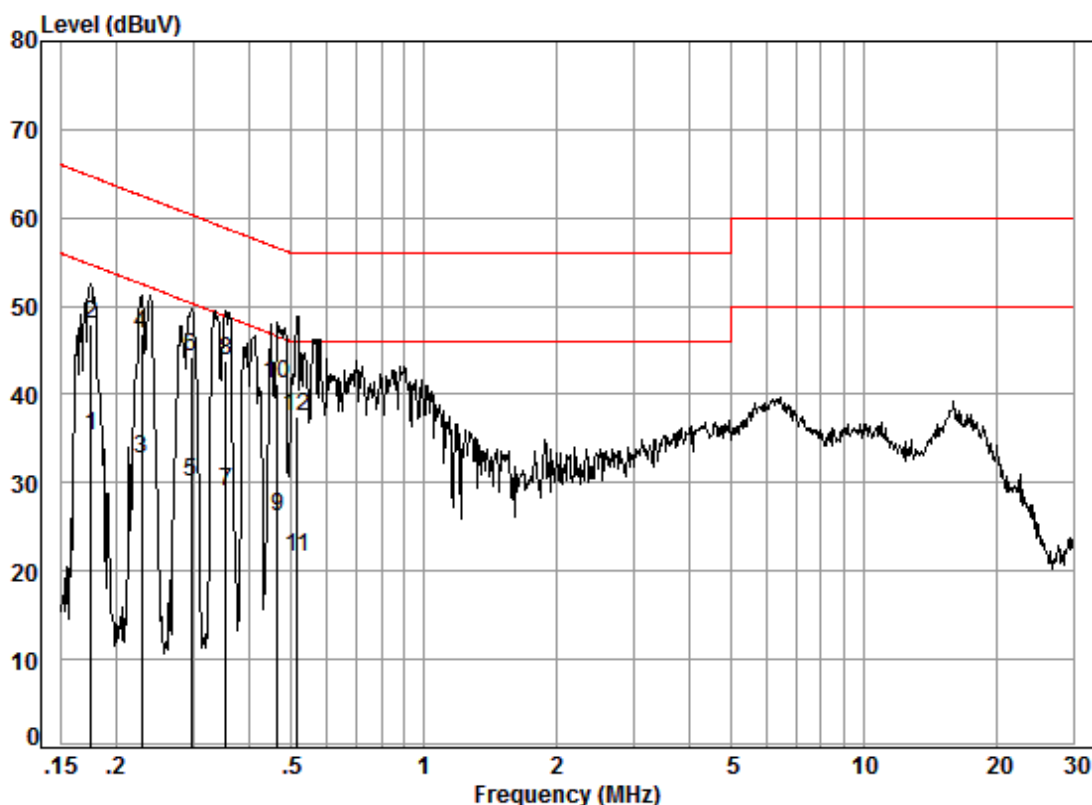


Site : Shielding Room
Condition: Line
Job No. : 00217RG
Test mode: a

	Freq	Cable Loss	LISN Factor	Read Level	Limit Line	Over Limit	Remark
	MHz	dB	dB	dBuV	dBuV	dB	
1	0.17	0.02	9.52	26.42	35.96	54.72	-18.76 Average
2	0.17	0.02	9.52	39.20	48.74	64.72	-15.98 QP
3	0.23	0.02	9.51	24.59	34.12	52.52	-18.40 Average
4	0.23	0.02	9.51	37.97	47.50	62.52	-15.02 QP
5	0.30	0.01	9.51	18.21	27.73	50.24	-22.51 Average
6	0.30	0.01	9.51	34.47	43.99	60.24	-16.25 QP
7	0.34	0.01	9.50	20.24	29.75	49.22	-19.47 Average
8	0.34	0.01	9.50	34.95	44.46	59.22	-14.76 QP
9	0.48	0.01	9.49	13.62	23.12	46.27	-23.15 Average
10	0.48	0.01	9.49	33.81	43.31	56.27	-12.96 QP
11	0.56	0.01	9.51	14.50	24.02	46.00	-21.98 Average
12	0.56	0.01	9.51	33.09	42.61	56.00	-13.39 QP



Neutral Line:



Site : Shielding Room

Condition: Neutral

Job No. : 00217RG

Test mode: a

	Freq	Cable Loss	LISN Factor	Read Level	Limit Line	Over Limit	Remark
	MHz	dB	dB	dBuV	dBuV	dB	
1	0.17	0.02	9.59	25.72	35.33	54.72	-19.39 Average
2	0.17	0.02	9.59	38.36	47.97	64.72	-16.75 QP
3	0.23	0.02	9.58	23.19	32.79	52.52	-19.73 Average
4	0.23	0.02	9.58	37.21	46.81	62.52	-15.71 QP
5	0.30	0.01	9.58	20.51	30.10	50.37	-20.27 Average
6	0.30	0.01	9.58	34.56	44.15	60.37	-16.22 QP
7	0.36	0.01	9.58	19.37	28.96	48.83	-19.87 Average
8	0.36	0.01	9.58	34.26	43.85	58.83	-14.98 QP
9	0.47	0.01	9.60	16.54	26.15	46.58	-20.43 Average
10	0.47	0.01	9.60	31.56	41.17	56.58	-15.41 QP
11	0.52	0.01	9.60	11.89	21.50	46.00	-24.50 Average
12	0.52	0.01	9.60	27.87	37.48	56.00	-18.52 QP

Notes:

1. The following Quasi-Peak and Average measurements were performed on the EUT:

2. Final Test Level = Receiver Reading + LISN Factor + Cable Loss.

6.3 Radiated Spurious Emissions

Test Requirement:	47 CFR Part 15 Section 15.407(b)
Test Method:	ANSI C63.10: 2013
Test Site:	Measurement Distance: 3m or 10m (Semi-Anechoic Chamber)
Test Setup:	

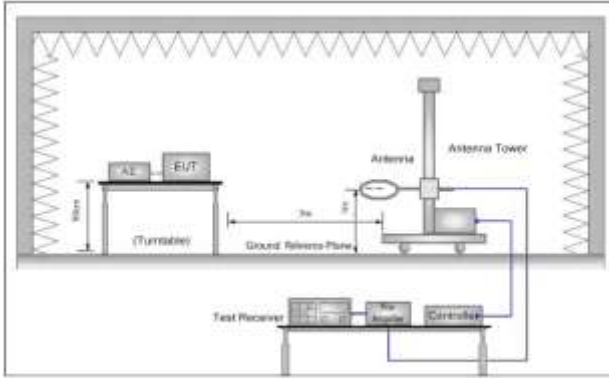


Figure 1. 30MHz to 1GHz

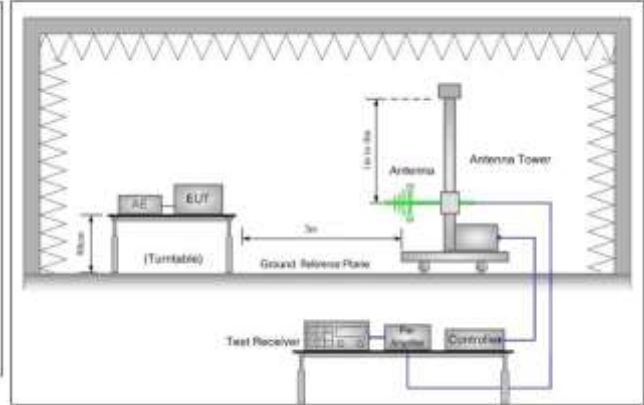


Figure 2. Above 1 GHz

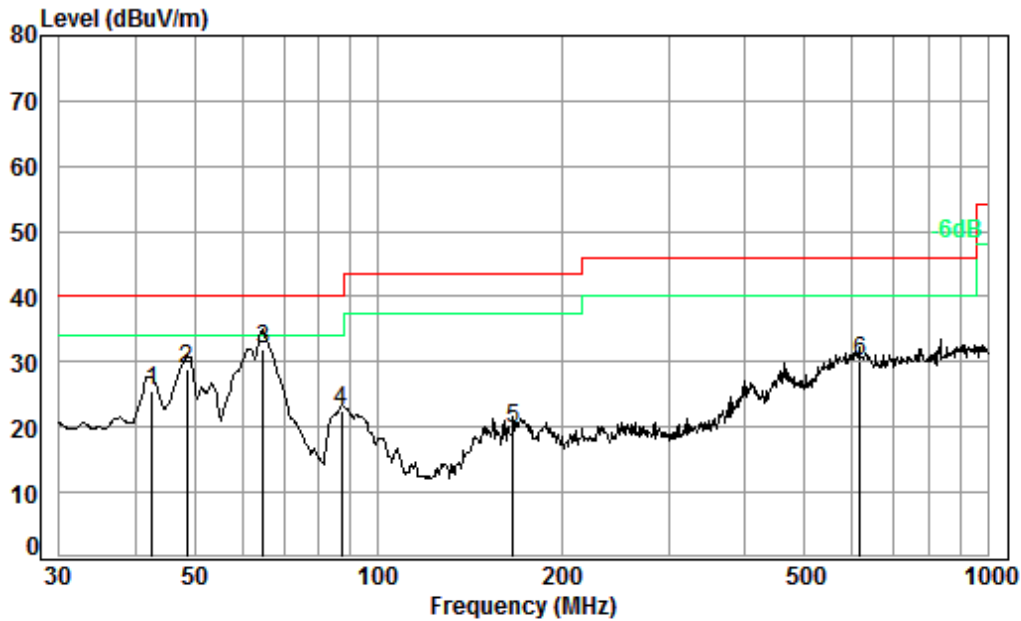
Test Procedure:	<ol style="list-style-type: none"> For below 1GHz test, the EUT was placed on the top of a rotating table 0.8 meters above the ground at a 3 or 10 meter semi-anechoic chamber. The table was rotated 360 degrees to determine the position of the highest radiation. For above 1GHz test, the EUT was placed on the top of a rotating table 1.5 meters above the ground at a 3 meter semi-anechoic chamber. The table was rotated 360 degrees to determine the position of the highest radiation. The EUT was set 3 or 10 meters away from the interference-receiving antenna, which was mounted on the top of a variable-height antenna tower. The antenna height is varied from one meter to four meters above the ground to determine the maximum value of the field strength. Both horizontal and vertical polarizations of the antenna are set to make the measurement. For each suspected emission, the EUT was arranged to its worst case and then the antenna was tuned to heights from 1 meter to 4 meters and the rotatable table was turned from 0 degrees to 360 degrees to find the maximum reading. The test-receiver system was set to Peak Detect Function and Specified Bandwidth with Maximum Hold Mode. Test the EUT in the outermost channels. The radiation measurements are performed in X, Y, Z axis positioning for Transmitting mode, and found the X axis positioning which it is worse case. Repeat above procedures until all frequencies measured was complete.
Exploratory Test Mode:	Transmitting with all kind of modulations, data rates.
Final Test Mode:	Through Pre-scan, find the 6Mbps of rate is the worst case of 802.11a; MCS0 of rate is the worst case of 802.11n(HT20); MCS0 of rate is the worst case of 802.11n(HT40); MCS0 of rate is the worst case of 802.11ac(HT20); MCS0 of rate is the worst case of 802.11ac(HT40); MCS0 of rate is the worst



	case of 802.11ac(HT80) For below 1GHz, through Pre-scan, find the 1Mbps of rate of 802.11a at lowest channel is the worst case.Only the worst case is recorded in the report.
Instruments Used:	Refer to section 5.10 for details
Test Results:	Pass

6.3.1 Radiated emission below 1GHz

30MHz~1GHz (QP)		
Test mode:	Transmitting	Vertical

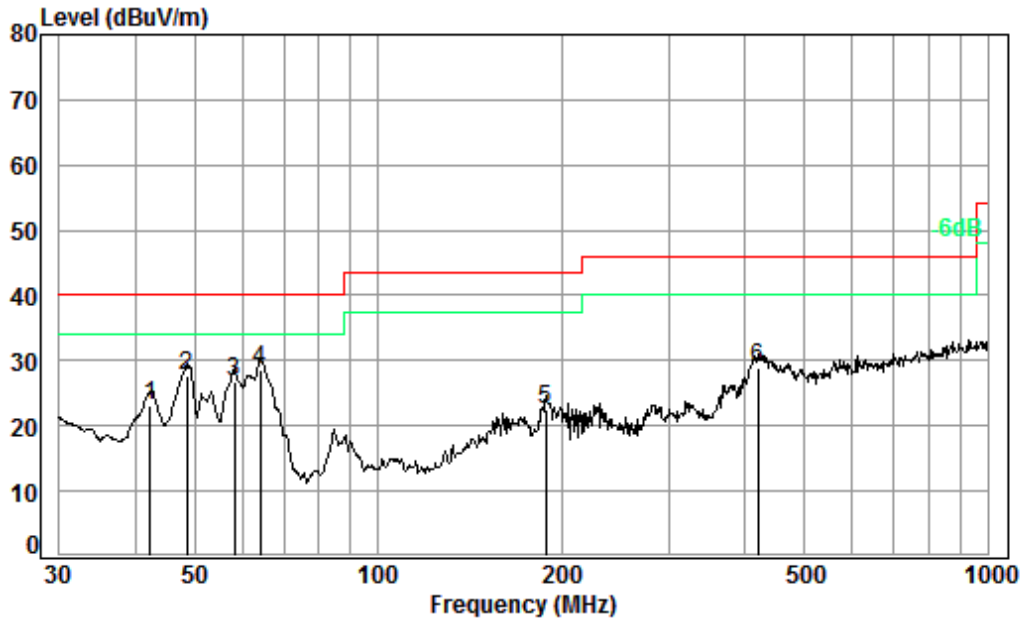


Condition: 3m VERTICAL
 Job No. : 00217RG
 Test mode: a

	Freq	Cable Loss	Ant Factor	Preamp Factor	Read Level	Limit Level	Over Limit
	MHz	dB	dB/m	dB	dBuV	dBuV/m	dBuV/m
1	42.60	0.66	16.57	27.62	35.97	25.58	40.00 -14.42
2	48.50	0.77	14.65	27.60	41.21	29.03	40.00 -10.97
3 pp	64.89	0.80	13.00	27.54	45.59	31.85	40.00 -8.15
4	87.11	1.10	12.80	27.50	36.08	22.48	40.00 -17.52
5	166.65	1.35	15.64	27.52	30.17	19.64	43.50 -23.86
6	616.37	2.74	26.83	27.68	28.34	30.23	46.00 -15.77



Test mode:	Transmitting	Horizontal
------------	--------------	------------



Condition: 3m HORIZONTAL

Job No. : 00217RG

Test mode: a

	Freq	Cable Loss	Ant Factor	Preamp Factor	Read Level	Level	Limit Line	Over Limit
	MHz	dB	dB/m	dB	dBuV	dBuV/m	dBuV/m	dB
1	42.30	0.65	16.67	27.62	33.49	23.19	40.00	-16.81
2	48.50	0.77	14.65	27.60	39.77	27.59	40.00	-12.41
3	58.20	0.80	13.37	27.57	40.16	26.76	40.00	-13.24
4 pp	63.98	0.80	13.03	27.55	42.18	28.46	40.00	-11.54
5	188.41	1.38	16.16	27.53	32.54	22.55	43.50	-20.95
6	420.58	2.29	22.89	27.76	31.56	28.98	46.00	-17.02

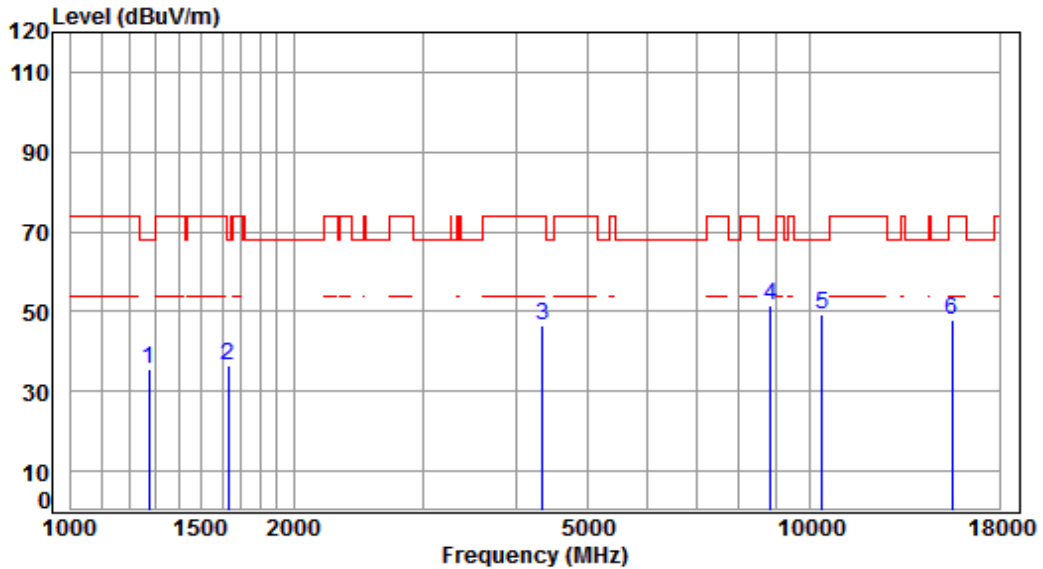


6.3.2 Transmitter emission above 1GHz

ANT1

Test plot as follows:

Test mode:	802.11a	Frequency(MHz):	5180	Peak	Vertical
------------	---------	-----------------	------	------	----------



Condition: 3m VERTICAL
Job No : 0217RG
Mode : 5180 TX RSE
: Ant 1 5G WIFI 11A CH36

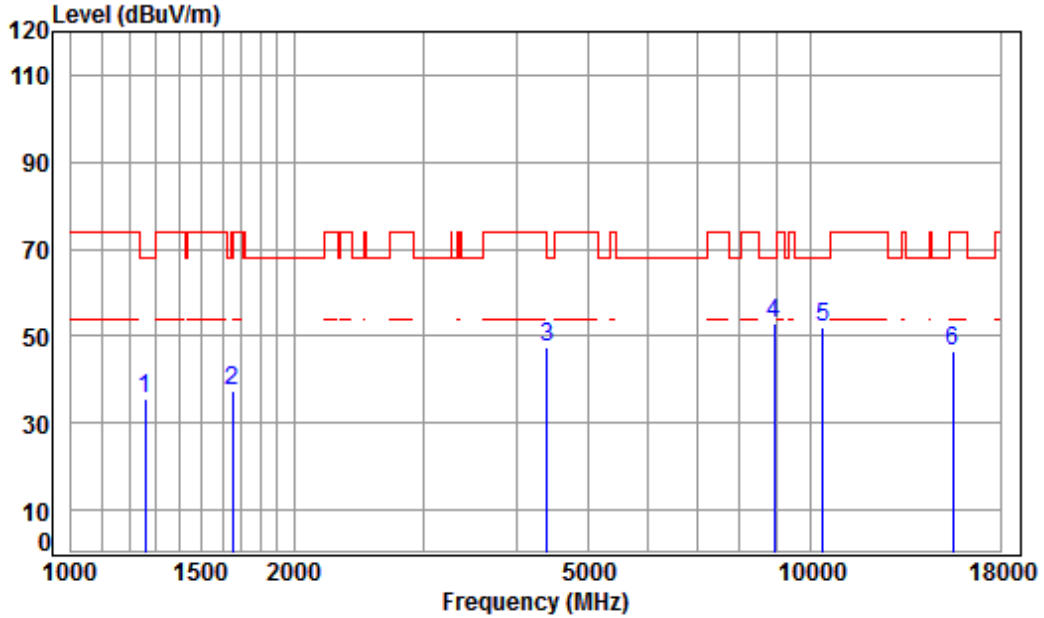
	Freq	Cable Loss	Ant Factor	Preamp Factor	Read Level	Limit Level	Limit Line	Over Limit	Remark
	MHz	dB	dB/m	dB	dBuV	dBuV/m	dBuV/m	dB	
1	1274.802	4.71	24.84	38.06	44.15	35.64	68.20	-32.56	peak
2	1629.825	5.31	26.38	38.03	43.05	36.71	68.20	-31.49	peak
3	4341.886	7.38	33.60	38.18	43.85	46.65	74.00	-27.35	peak
4	pp 8840.473	10.36	36.41	35.55	40.17	51.39	68.20	-16.81	peak
5	10360.000	11.19	37.24	35.09	35.93	49.27	68.20	-18.93	peak
6	15540.000	14.30	41.38	38.30	30.64	48.02	74.00	-25.98	peak



SGS-CSTC Standards Technical Services Co., Ltd.
Shenzhen Branch

Report No.: SZEM180100021802
 Page: 24 of 818

Test mode:	802.11a	Frequency(MHz):	5180	Peak	Horizontal
------------	---------	-----------------	------	------	------------



Condition: 3m HORIZONTAL
 Job No : 0217RG
 Mode : 5180 TX RSE
 : Ant 1 5G WIFI 11A CH36

	Freq	Cable Loss	Ant Factor	Preamp Factor	Read Level	Limit Level	Limit Line	Over Limit	Remark
	MHz	dB	dB/m	dB	dBuV	dBuV/m	dBuV/m	dB	
1	1260.149	4.65	24.77	38.07	44.38	35.73	68.20	-32.47	peak
2	1653.550	5.28	26.48	38.03	43.67	37.40	68.20	-30.80	peak
3	4392.376	7.44	33.60	38.21	44.55	47.38	74.00	-26.62	peak
4 pp	8917.462	10.38	36.50	35.48	41.53	52.93	68.20	-15.27	peak
5	10360.000	11.19	37.24	35.09	38.45	51.79	68.20	-16.41	peak
6	15540.000	14.30	41.38	38.30	29.25	46.63	74.00	-27.37	peak

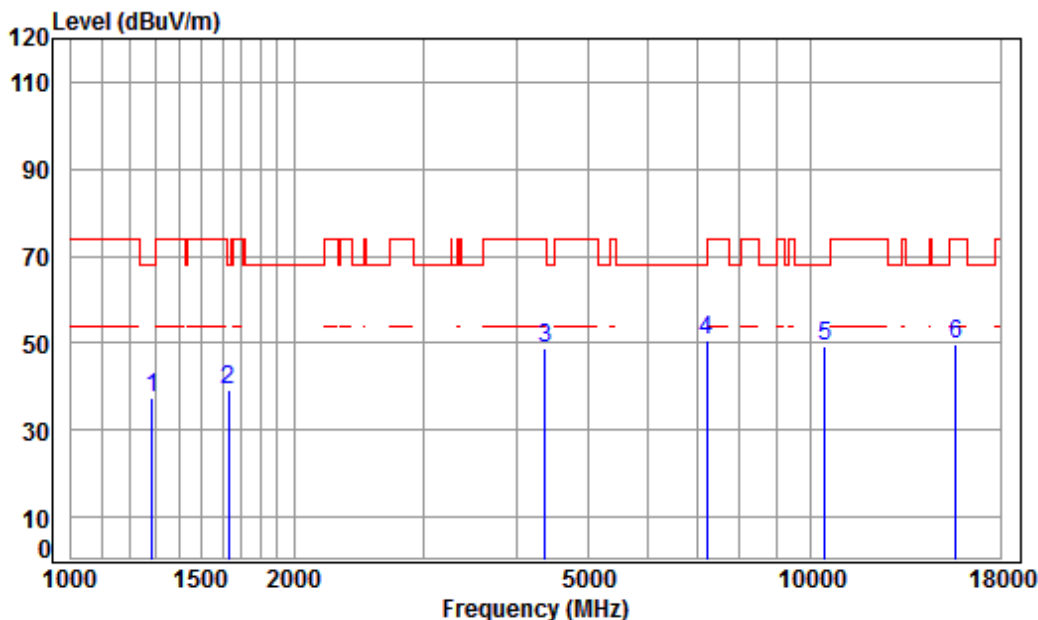


SGS-CSTC Standards Technical Services Co., Ltd. Shenzhen Branch

Report No.: SZEM180100021802

Page: 25 of 818

Test mode:	802.11a	Frequency(MHz):	5220	Peak	Vertical
------------	---------	-----------------	------	------	----------



Condition: 3m VERTICAL
 Job No : 0217RG
 Mode : 5220 TX RSE
 : Ant 1 5G WIFI 11A CH44

	Cable	Ant	Preamp	Read	Limit	Over		
Freq	Loss	Factor	Factor	Level	Level	Line	Limit	Remark
MHz	dB	dB/m	dB	dBuV	dBuV/m	dBuV/m	dB	
1	1285.904	4.75	24.89	38.70	46.65	37.59	68.20	-30.61 peak
2	1634.543	5.31	26.40	38.70	46.37	39.38	68.20	-28.82 peak
3	4367.058	7.41	33.60	38.14	46.08	48.95	74.00	-25.05 peak
4 pp	7221.150	10.07	36.41	38.22	42.31	50.57	68.20	-17.63 peak
5	10440.000	11.25	37.16	36.35	37.27	49.33	68.20	-18.87 peak
6	15660.000	14.48	41.34	38.03	32.04	49.83	74.00	-24.17 peak

This document is issued by the Company subject to its General Conditions of Service printed overleaf, available on request or accessible at <http://www.sgs.com/en/Terms-and-Conditions.aspx> and, for electronic format documents, subject to Terms and Conditions for Electronic Documents at <http://www.sgs.com/en/Terms-and-Conditions/Terms-e-Documents.aspx>. Attention is drawn to the limitation of liability, indemnification and jurisdiction issues defined therein. Any holder of this document is advised that information contained hereon reflects the Company's findings at the time of its intervention only and within the limits of Client's instructions, if any. The Company's sole responsibility is to its Client and this document does not exonerate parties to a transaction from exercising all their rights and obligations under the transaction documents. This document cannot be reproduced except in full, without prior written approval of the Company. Any unauthorized alteration, forgery or falsification of the content or appearance of this document is unlawful and offenders may be prosecuted to the fullest extent of the law. Unless otherwise stated the results shown in this test report refer only to the sample(s) tested and such sample(s) are retained for 30 days only.

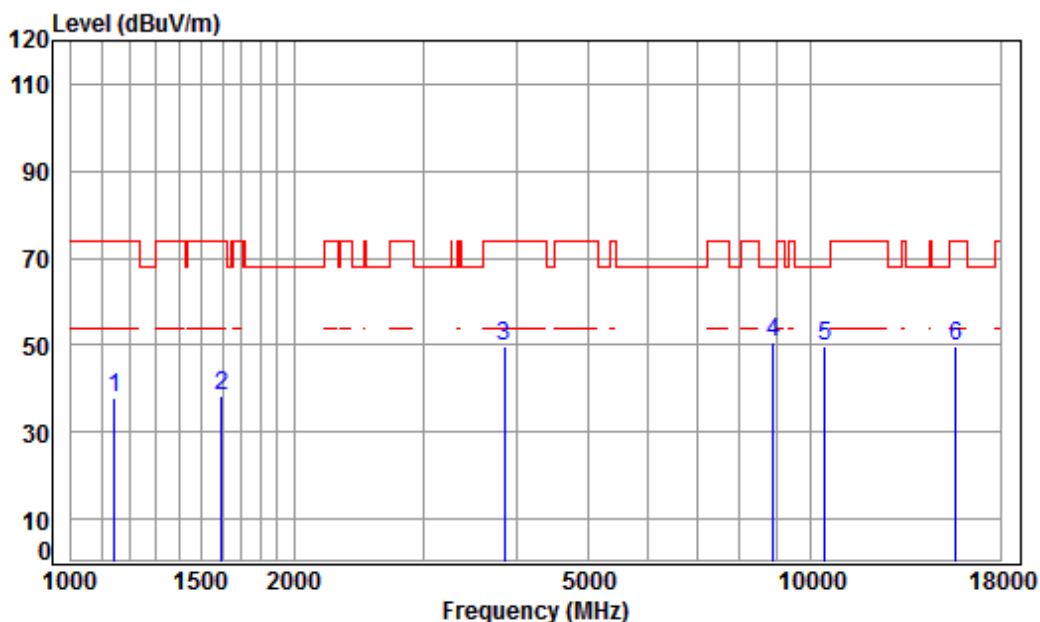


SGS-CSTC Standards Technical Services Co., Ltd. Shenzhen Branch

Report No.: SZEM180100021802

Page: 26 of 818

Test mode:	802.11a	Frequency(MHz):	5220	Peak	Horizontal
------------	---------	-----------------	------	------	------------



Condition: 3m HORIZONTAL
 Job No : 0217RG
 Mode : 5220 TX RSE
 : Ant 1 5G WIFI 11A CH44

	Cable	Ant	Preamp	Read	Limit	Over		
Freq	Loss	Factor	Factor	Level	Level	Line	Limit	Remark
MHz	dB	dB/m	dB	dBuV	dBuV/m	dBuV/m	dB	
1	1145.507	4.20	24.20	38.70	48.22	37.92	74.00	-36.08 peak
2	1597.181	5.35	26.24	38.70	45.65	38.54	74.00	-35.46 peak
3	3845.537	6.83	33.19	38.06	47.97	49.93	74.00	-24.07 peak
4 pp	8891.725	10.37	36.47	38.21	41.82	50.45	68.20	-17.75 peak
5	10440.000	11.25	37.16	36.35	37.88	49.94	68.20	-18.26 peak
6	15660.000	14.48	41.34	38.03	31.73	49.52	74.00	-24.48 peak

This document is issued by the Company subject to its General Conditions of Service printed overleaf, available on request or accessible at <http://www.sgs.com/en/Terms-and-Conditions.aspx> and, for electronic format documents, subject to Terms and Conditions for Electronic Documents at <http://www.sgs.com/en/Terms-and-Conditions/Terms-e-Documents.aspx>. Attention is drawn to the limitation of liability, indemnification and jurisdiction issues defined therein. Any holder of this document is advised that information contained hereon reflects the Company's findings at the time of its intervention only and within the limits of Client's instructions, if any. The Company's sole responsibility is to its Client and this document does not exonerate parties to a transaction from exercising all their rights and obligations under the transaction documents. This document cannot be reproduced except in full, without prior written approval of the Company. Any unauthorized alteration, forgery or falsification of the content or appearance of this document is unlawful and offenders may be prosecuted to the fullest extent of the law. Unless otherwise stated the results shown in this test report refer only to the sample(s) tested and such sample(s) are retained for 30 days only.

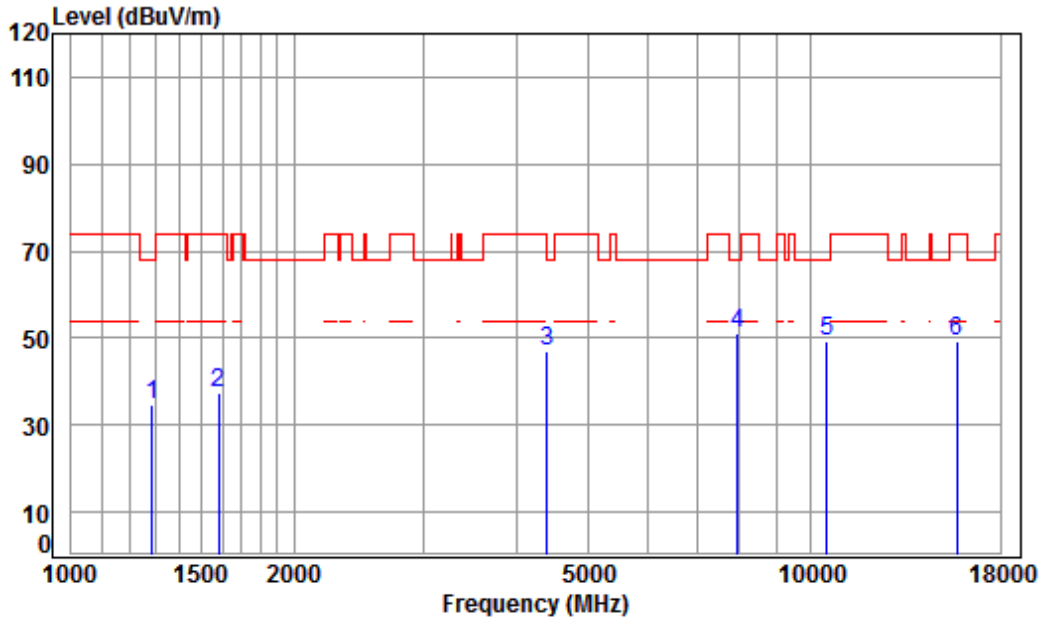


SGS-CSTC Standards Technical Services Co., Ltd. Shenzhen Branch

Report No.: SZEM180100021802

Page: 27 of 818

Test mode:	802.11a	Frequency(MHz):	5240	Peak	Vertical
------------	---------	-----------------	------	------	----------



Condition: 3m VERTICAL
 Job No : 0217RG
 Mode : 5240 TX RSE
 : Ant 1 5G WIFI 11A CH48

	Cable	Ant	Preamp	Read	Limit	Over		
Freq	Loss	Factor	Factor	Level	Level	Line	Limit	Remark
MHz	dB	dB/m	dB	dBuV	dBuV/m	dBuV/m	dB	
1	1285.904	4.75	24.89	38.06	43.27	34.85	68.20	-33.35 peak
2	1583.392	5.37	26.18	38.03	43.82	37.34	74.00	-36.66 peak
3	4392.376	7.44	33.60	38.21	44.13	46.96	74.00	-27.04 peak
4	pp 7943.838	9.96	36.57	36.45	41.03	51.11	68.20	-17.09 peak
5	10480.000	11.28	37.12	35.15	36.14	49.39	68.20	-18.81 peak
6	15720.000	14.57	41.31	38.10	31.54	49.32	74.00	-24.68 peak

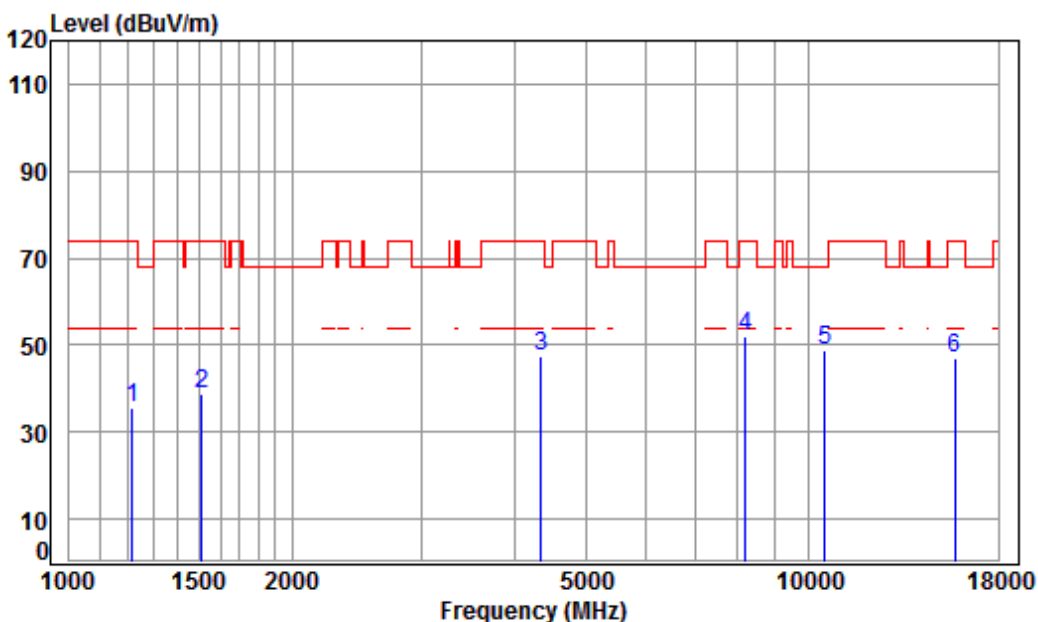


SGS-CSTC Standards Technical Services Co., Ltd. Shenzhen Branch

Report No.: SZEM180100021802

Page: 28 of 818

Test mode:	802.11a	Frequency(MHz):	5240	Peak	Horizontal
------------	---------	-----------------	------	------	------------



Condition: 3m HORIZONTAL
 Job No : 0217RG
 Mode : 5240 TX RSE
 : Ant 1 5G WIFI 11A CH48

	Cable	Ant	Preamp	Read	Limit	Over		
Freq	Loss	Factor	Factor	Level	Level	Line	Limit	Remark
MHz	dB	dB/m	dB	dBuV	dBuV/m	dBuV/m	dB	
1	1217.190	4.49	24.56	38.07	44.68	35.66	74.00	-38.34 peak
2	1511.833	5.46	25.85	38.04	45.49	38.76	74.00	-35.24 peak
3	4341.886	7.38	33.60	38.18	44.53	47.33	74.00	-26.67 peak
4	8200.463	10.08	36.36	36.19	41.55	51.80	74.00	-22.20 peak
5	pp10480.000	11.28	37.12	35.15	35.42	48.67	68.20	-19.53 peak
6	15720.000	14.57	41.31	38.10	29.27	47.05	74.00	-26.95 peak

This document is issued by the Company subject to its General Conditions of Service printed overleaf, available on request or accessible at <http://www.sgs.com/en/Terms-and-Conditions.aspx> and, for electronic format documents, subject to Terms and Conditions for Electronic Documents at <http://www.sgs.com/en/Terms-and-Conditions/Terms-e-Documents.aspx>. Attention is drawn to the limitation of liability, indemnification and jurisdiction issues defined therein. Any holder of this document is advised that information contained hereon reflects the Company's findings at the time of its intervention only and within the limits of Client's instructions, if any. The Company's sole responsibility is to its Client and this document does not exonerate parties to a transaction from exercising all their rights and obligations under the transaction documents. This document cannot be reproduced except in full, without prior written approval of the Company. Any unauthorized alteration, forgery or falsification of the content or appearance of this document is unlawful and offenders may be prosecuted to the fullest extent of the law. Unless otherwise stated the results shown in this test report refer only to the sample(s) tested and such sample(s) are retained for 30 days only.

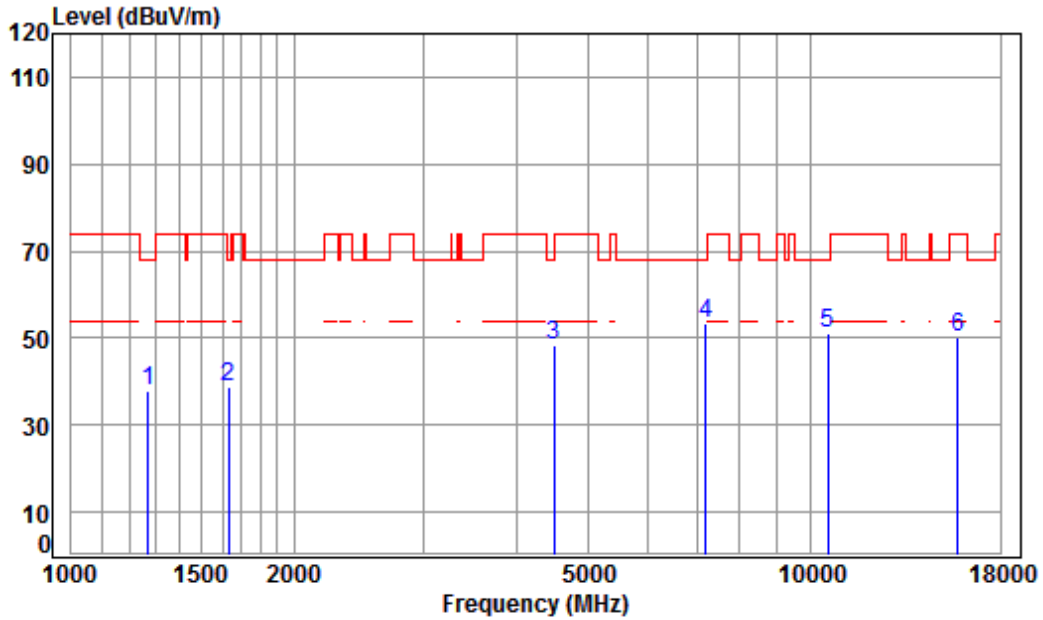


SGS-CSTC Standards Technical Services Co., Ltd. Shenzhen Branch

Report No.: SZEM180100021802

Page: 29 of 818

Test mode:	802.11a	Frequency(MHz):	5260	Peak	Vertical
------------	---------	-----------------	------	------	----------



Condition: 3m VERTICAL
 Job No : 0217RG
 Mode : 5260 TX RSE
 : Ant 1 5G WIFI 11A CH52

	Cable	Ant	Preamp	Read	Limit	Over		
Freq	Loss	Factor	Factor	Level	Level	Line	Limit	Remark
MHz	dB	dB/m	dB	dBuV	dBuV/m	dBuV/m	dB	
1	1271.123	4.69	24.82	38.07	46.54	37.98	68.20	-30.22 peak
2	1629.825	5.31	26.38	38.03	45.15	38.81	68.20	-29.39 peak
3	4495.125	7.55	33.60	38.26	45.55	48.44	68.20	-19.76 peak
4 pp	7200.309	10.08	36.42	37.11	43.81	53.20	68.20	-15.00 peak
5	10520.000	11.30	37.12	35.17	37.69	50.94	68.20	-17.26 peak
6	15780.000	14.66	41.29	38.04	32.19	50.10	74.00	-23.90 peak

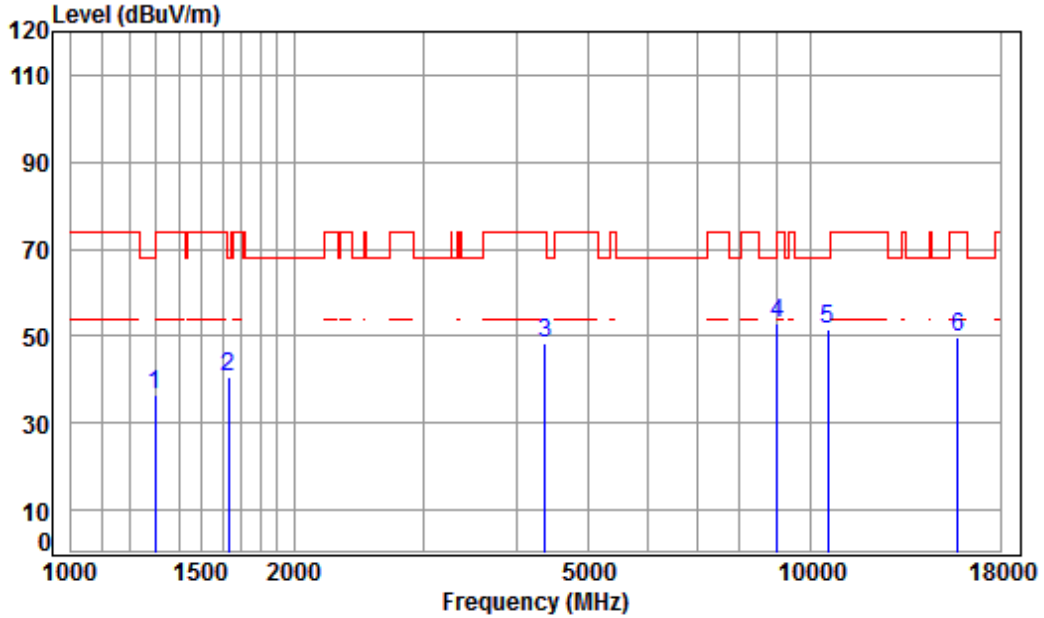


SGS-CSTC Standards Technical Services Co., Ltd.
Shenzhen Branch

Report No.: SZEM180100021802

Page: 30 of 818

Test mode:	802.11a	Frequency(MHz):	5260	Peak	Horizontal
------------	---------	-----------------	------	------	------------



Condition: 3m HORIZONTAL
 Job No : 0217RG
 Mode : 5260 TX RSE
 : Ant 1 5G WIFI 11A CH52

	Cable	Ant	Preamp	Read	Limit	Over		
Freq	Loss	Factor	Factor	Level	Level	Line	Limit	Remark
MHz	dB	dB/m	dB	dBuV	dBuV/m	dBuV/m	dB	
1	1297.103	4.79	24.94	38.06	44.67	36.34	68.20	-31.86 peak
2	1629.825	5.31	26.38	38.03	46.80	40.46	68.20	-27.74 peak
3	4367.058	7.41	33.60	38.20	45.53	48.34	74.00	-25.66 peak
4 pp	8995.123	10.40	36.59	35.40	41.52	53.11	68.20	-15.09 peak
5	10520.000	11.30	37.12	35.17	38.21	51.46	68.20	-16.74 peak
6	15780.000	14.66	41.29	38.04	31.98	49.89	74.00	-24.11 peak

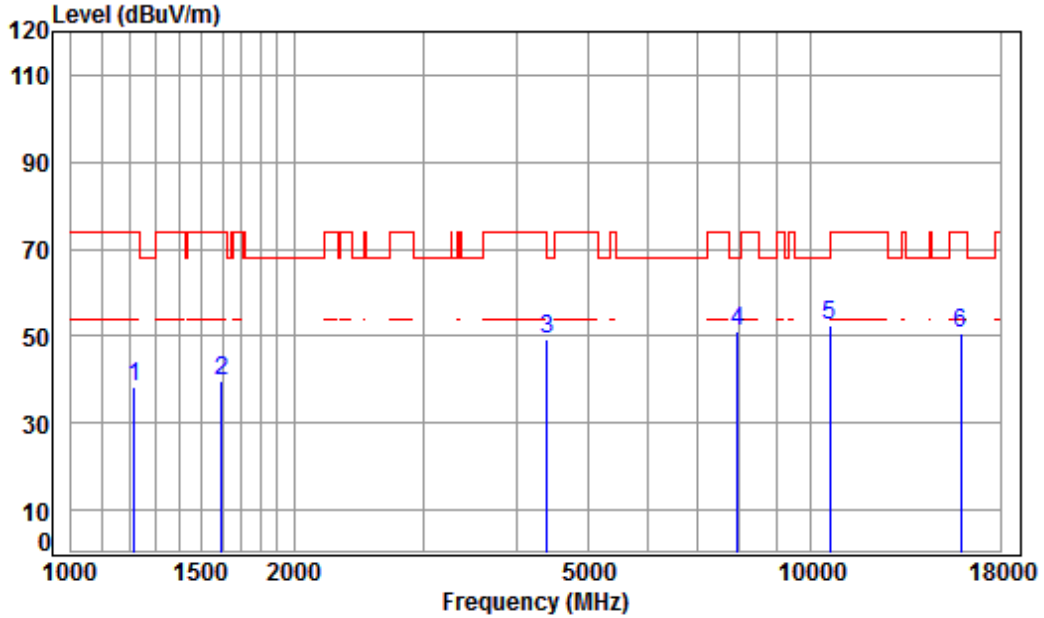


SGS-CSTC Standards Technical Services Co., Ltd.
Shenzhen Branch

Report No.: SZEM180100021802

Page: 31 of 818

Test mode:	802.11a	Frequency(MHz):	5300	Peak	Vertical
------------	---------	-----------------	------	------	----------



Condition: 3m VERTICAL
 Job No : 0217RG
 Mode : 5300 TX RSE
 : Ant 1 5G WIFI 11A CH60

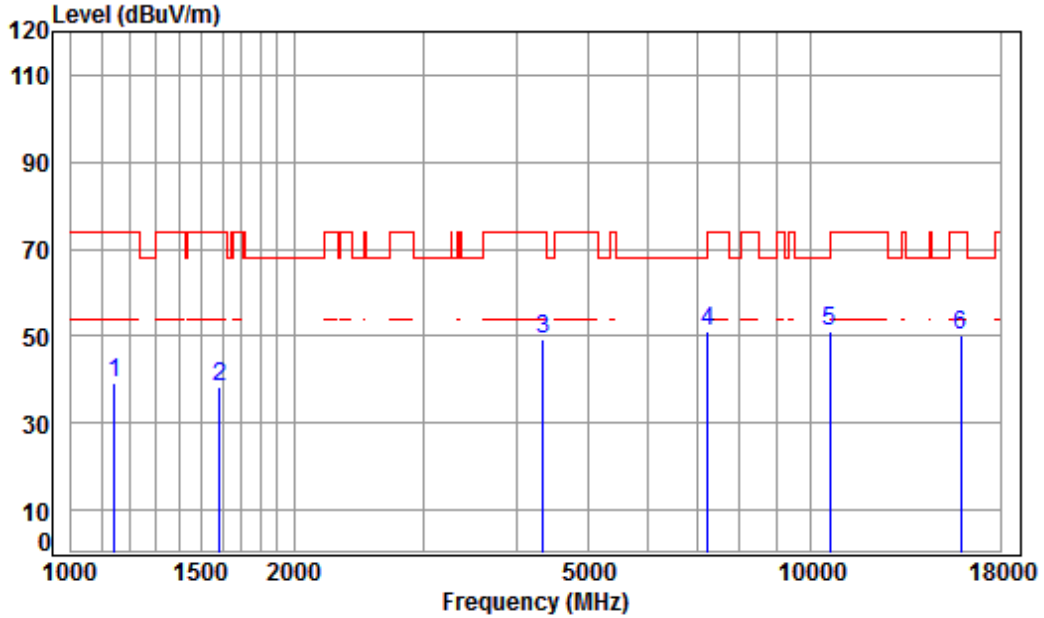
	Cable	Ant	Preamp	Read	Limit	Over		
Freq	Loss	Factor	Factor	Level	Level	Line	Limit	Remark
MHz	dB	dB/m	dB	dBuV	dBuV/m	dBuV/m	dB	
1	1217.190	4.49	24.56	38.70	48.04	38.39	74.00	-35.61 peak
2	1597.181	5.35	26.24	38.70	46.76	39.65	74.00	-34.35 peak
3	4392.376	7.44	33.60	38.14	46.45	49.35	74.00	-24.65 peak
4	7943.838	9.96	36.57	38.29	42.86	51.10	68.20	-17.10 peak
5	pp10600.000	11.36	37.22	36.36	40.23	52.45	68.20	-15.75 peak
6	15900.000	14.84	41.24	37.87	32.34	50.55	74.00	-23.45 peak



SGS-CSTC Standards Technical Services Co., Ltd.
Shenzhen Branch

Report No.: SZEM180100021802
 Page: 32 of 818

Test mode:	802.11a	Frequency(MHz):	5300	Peak	Horizontal
------------	---------	-----------------	------	------	------------



Condition: 3m HORIZONTAL
 Job No : 0217RG
 Mode : 5300 TX RSE
 : Ant 1 5G WIFI 11A CH60

	Freq	Cable Loss	Ant Factor	Preamp Factor	Read Level	Limit Level	Over Line	Over Limit	Remark
	MHz	dB	dB/m	dB	dBuV	dBuV/m	dBuV/m	dB	
1	1145.507	4.20	24.20	38.70	49.34	39.04	74.00	-34.96	peak
2	1587.975	5.37	26.20	38.70	45.65	38.52	74.00	-35.48	peak
3	4341.886	7.38	33.60	38.14	46.33	49.17	74.00	-24.83	peak
4 pp	7242.052	10.07	36.40	38.23	42.84	51.08	68.20	-17.12	peak
5	10600.000	11.36	37.22	36.36	38.82	51.04	68.20	-17.16	peak
6	15900.000	14.84	41.24	37.87	31.75	49.96	74.00	-24.04	peak

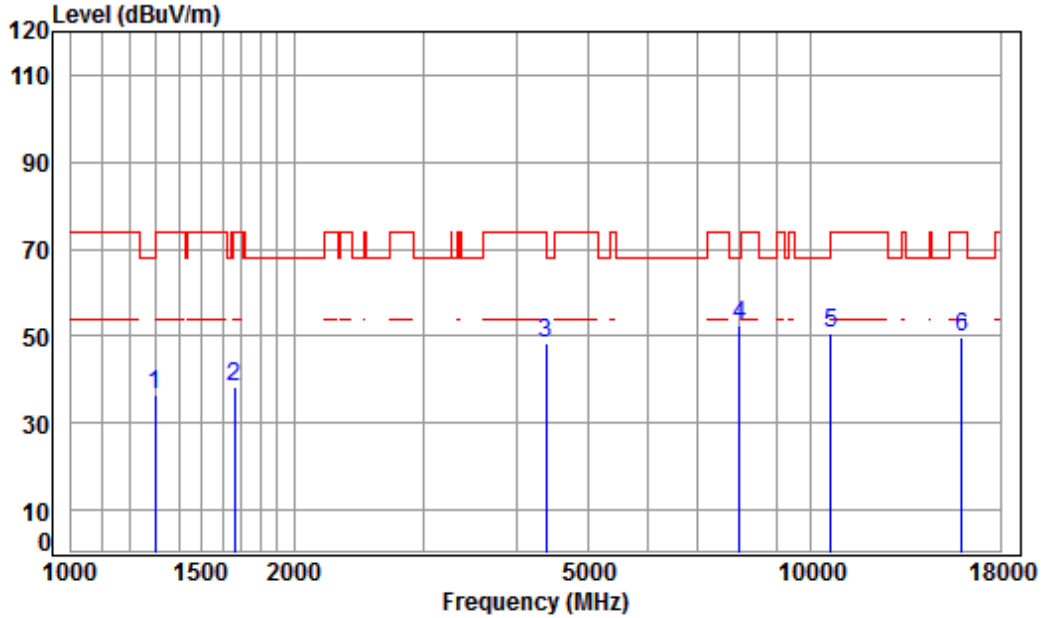


SGS-CSTC Standards Technical Services Co., Ltd.
Shenzhen Branch

Report No.: SZEM180100021802

Page: 33 of 818

Test mode:	802.11a	Frequency(MHz):	5320	Peak	Vertical
------------	---------	-----------------	------	------	----------



Condition: 3m VERTICAL
 Job No : 0217RG
 Mode : 5320 TX RSE
 : Ant 1 5G WIFI 11A CH64

	Freq	Cable Loss	Ant Factor	Preamp Factor	Read Level	Limit Level	Over Limit	Remark
	MHz	dB	dB/m	dB	dBuV	dBuV/m	dBuV/m	dB
1	1300.858	4.80	24.96	38.06	44.85	36.55	74.00	-37.45 peak
2	1663.137	5.27	26.52	38.03	44.54	38.30	74.00	-35.70 peak
3	4379.699	7.43	33.60	38.20	45.62	48.45	74.00	-25.55 peak
4 pp	7989.893	9.95	36.59	36.41	42.42	52.55	68.20	-15.65 peak
5	10640.000	11.39	37.27	35.23	37.35	50.78	74.00	-23.22 peak
6	15960.000	14.93	41.22	37.84	31.60	49.91	74.00	-24.09 peak

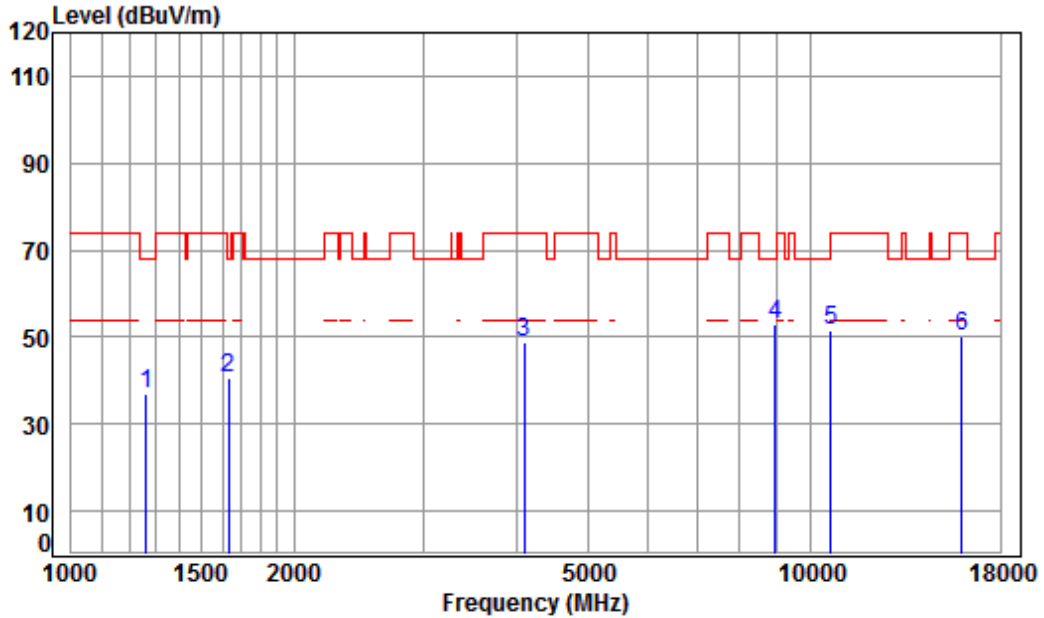


SGS-CSTC Standards Technical Services Co., Ltd.
Shenzhen Branch

Report No.: SZEM180100021802

Page: 34 of 818

Test mode:	802.11a	Frequency(MHz):	5320	Peak	Horizontal
------------	---------	-----------------	------	------	------------



Condition: 3m HORIZONTAL
 Job No : 0217RG
 Mode : 5320 TX RSE
 : Ant 1 5G WIFI 11A CH64

	Freq	Cable Loss	Ant Factor	Preamp Factor	Read Level	Limit Level	Over Line	Over Limit	Remark
	MHz	dB	dB/m	dB	dBuV	dBuV/m	dBuV/m	dB	
1	1263.796	4.66	24.79	38.07	45.78	37.16	68.20	-31.04	peak
2	1634.543	5.31	26.40	38.03	46.81	40.49	68.20	-27.71	peak
3	4098.010	7.10	33.60	38.05	46.35	49.00	74.00	-25.00	peak
4	pp 8943.274	10.39	36.53	35.45	41.64	53.11	68.20	-15.09	peak
5	10640.000	11.39	37.27	35.23	38.19	51.62	74.00	-22.38	peak
6	15960.000	14.93	41.22	37.84	31.73	50.04	74.00	-23.96	peak

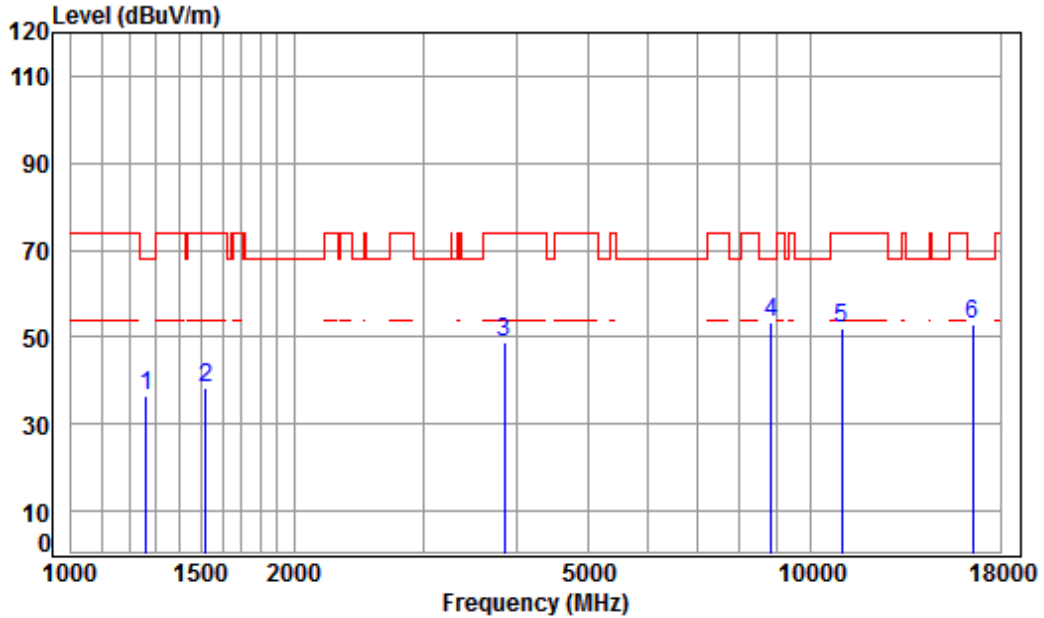


SGS-CSTC Standards Technical Services Co., Ltd.
Shenzhen Branch

Report No.: SZEM180100021802

Page: 35 of 818

Test mode:	802.11a	Frequency(MHz):	5500	Peak	Vertical
------------	---------	-----------------	------	------	----------



Condition: 3m VERTICAL

Job No : 0217RG

Mode : 5500 TX RSE

: Ant 1 5G WIFI 11A CH100

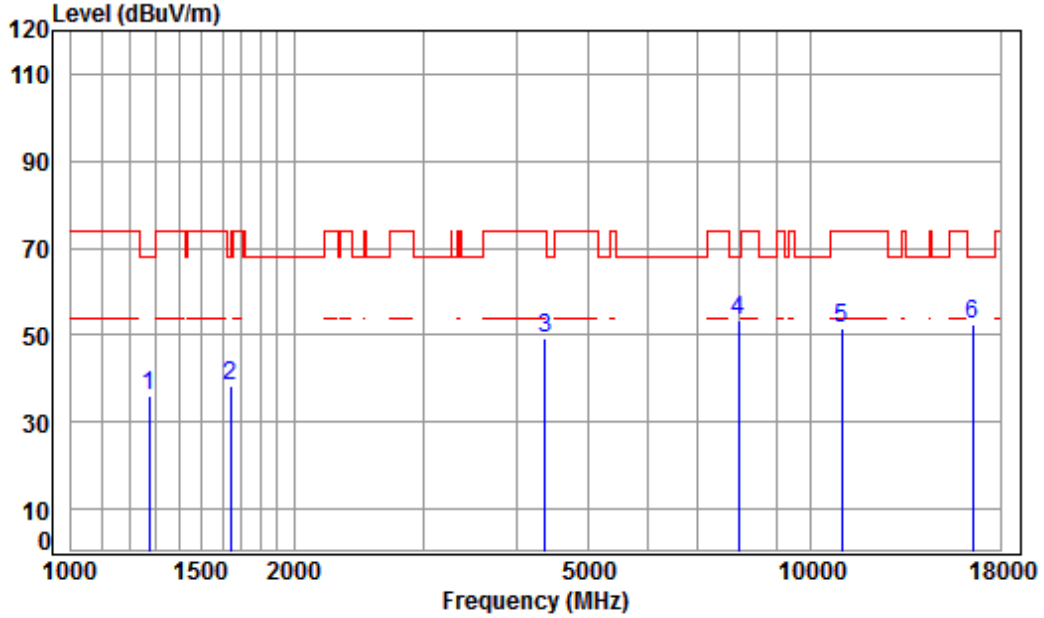
	Freq	Cable Loss	Ant Factor	Preamp Factor	Read Level	Limit Level	Over Line	Limit	Remark
	MHz	dB	dB/m	dB	dBuV	dBuV/m	dBuV/m	dB	
1	1263.796	4.66	24.79	38.07	45.30	36.68	68.20	-31.52	peak
2	1520.598	5.45	25.89	38.04	45.11	38.41	74.00	-35.59	peak
3	3845.537	6.83	33.19	37.99	46.60	48.63	74.00	-25.37	peak
4	pp 8840.473	10.36	36.41	35.55	42.24	53.46	68.20	-14.74	peak
5	11000.000	11.63	37.70	35.40	37.94	51.87	74.00	-22.13	peak
6	16500.000	14.50	42.70	37.04	32.89	53.05	68.20	-15.15	peak



SGS-CSTC Standards Technical Services Co., Ltd.
Shenzhen Branch

Report No.: SZEM180100021802
 Page: 36 of 818

Test mode:	802.11a	Frequency(MHz):	5500	Peak	Horizontal
------------	---------	-----------------	------	------	------------



Condition: 3m HORIZONTAL
 Job No : 0217RG
 Mode : 5500 TX RSE
 : Ant 1 5G WIFI 11A CH100

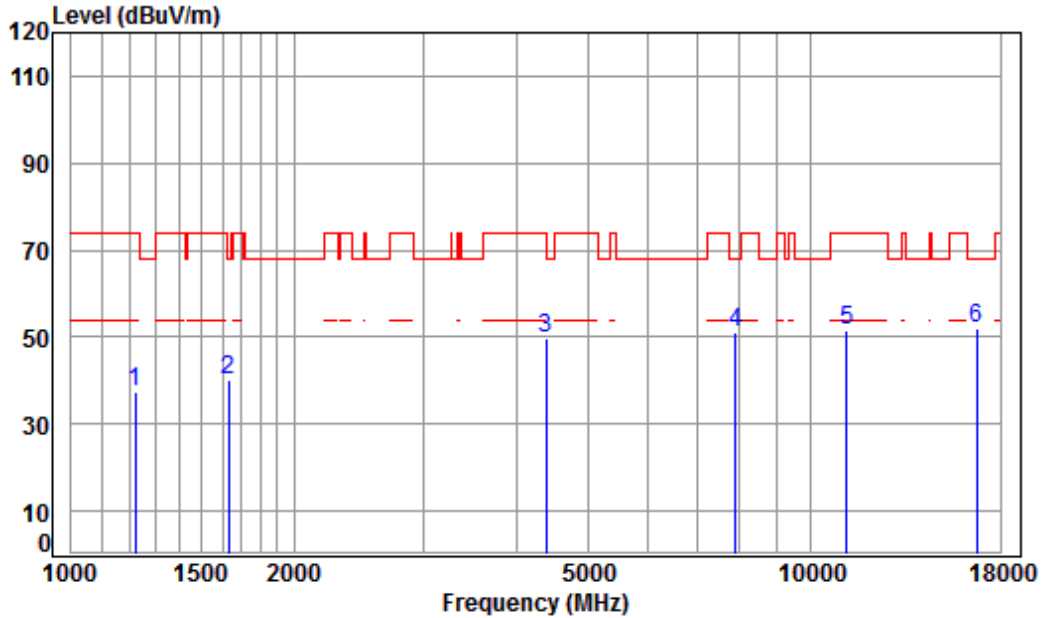
	Freq	Cable Loss	Ant Factor	Preamp Factor	Read Level	Limit Level	Limit Line	Over Limit	Remark
	MHz	dB	dB/m	dB	dBuV	dBuV/m	dBuV/m	dB	
1	1274.802	4.71	24.84	38.06	44.71	36.20	68.20	-32.00	peak
2	1644.019	5.30	26.44	38.03	44.65	38.36	68.20	-29.84	peak
3	4367.058	7.41	33.60	38.20	46.54	49.35	74.00	-24.65	peak
4	pp 7966.832	9.95	36.58	36.43	43.21	53.31	68.20	-14.89	peak
5	11000.000	11.63	37.70	35.40	37.76	51.69	74.00	-22.31	peak
6	16500.000	14.50	42.70	37.04	32.18	52.34	68.20	-15.86	peak



SGS-CSTC Standards Technical Services Co., Ltd.
Shenzhen Branch

Report No.: SZEM180100021802
 Page: 37 of 818

Test mode:	802.11a	Frequency(MHz):	5580	Peak	Vertical
------------	---------	-----------------	------	------	----------



Condition: 3m VERTICAL
 Job No : 0217RG
 Mode : 5580 TX RSE
 : Ant 1 5G WIFI 11A CH116

	Freq	Cable Loss	Ant Factor	Preamp Factor	Read Level	Limit Level	Limit Line	Over Limit	Remark
	MHz	dB	dB/m	dB	dBuV	dBuV/m	dBuV/m	dB	
1	1220.714	4.50	24.58	38.70	47.00	37.38	74.00	-36.62	peak
2	1629.825	5.31	26.38	38.70	47.08	40.07	68.20	-28.13	peak
3	4379.699	7.43	33.60	38.14	46.85	49.74	74.00	-24.26	peak
4	7898.049	9.96	36.54	38.29	42.86	51.07	68.20	-17.13	peak
5	11160.000	11.80	37.83	36.45	38.51	51.69	74.00	-22.31	peak
6	pp16740.000	15.57	42.75	38.10	31.81	52.03	68.20	-16.17	peak

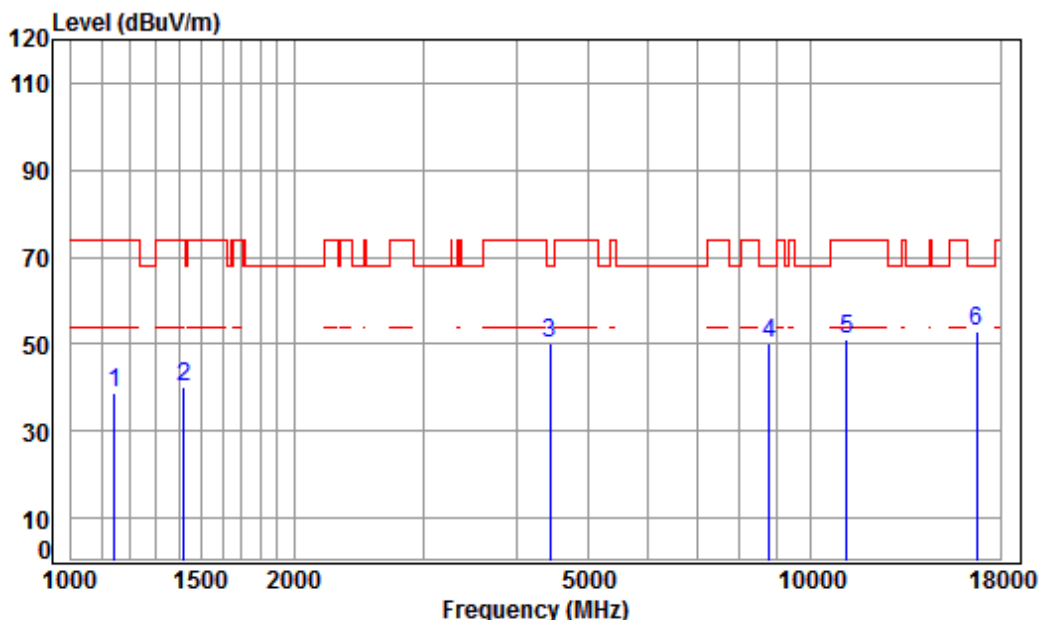


SGS-CSTC Standards Technical Services Co., Ltd. Shenzhen Branch

Report No.: SZEM180100021802

Page: 38 of 818

Test mode:	802.11a	Frequency(MHz):	5580	Peak	Horizontal
------------	---------	-----------------	------	------	------------



Condition: 3m HORIZONTAL

Job No : 0217RG

Mode : 5580 TX RSE

: Ant 1 5G WIFI 11A CH116

	Freq	Cable Loss	Ant Factor	Preamp Factor	Read Level	Limit Level	Over Line	Over Limit	Remark
	MHz	dB	dB/m	dB	dBuV	dBuV/m	dBuV/m	dB	
1	1145.507	4.20	24.20	38.70	49.16	38.86	74.00	-35.14	peak
2	1418.692	5.21	25.47	38.70	48.21	40.19	74.00	-33.81	peak
3	4443.453	7.50	33.60	38.15	47.04	49.99	68.20	-18.21	peak
4	8764.146	10.34	36.32	38.22	41.88	50.32	68.20	-17.88	peak
5	11160.000	11.80	37.83	36.45	37.74	50.92	74.00	-23.08	peak
6	pp16740.000	15.57	42.75	38.10	32.60	52.82	68.20	-15.38	peak

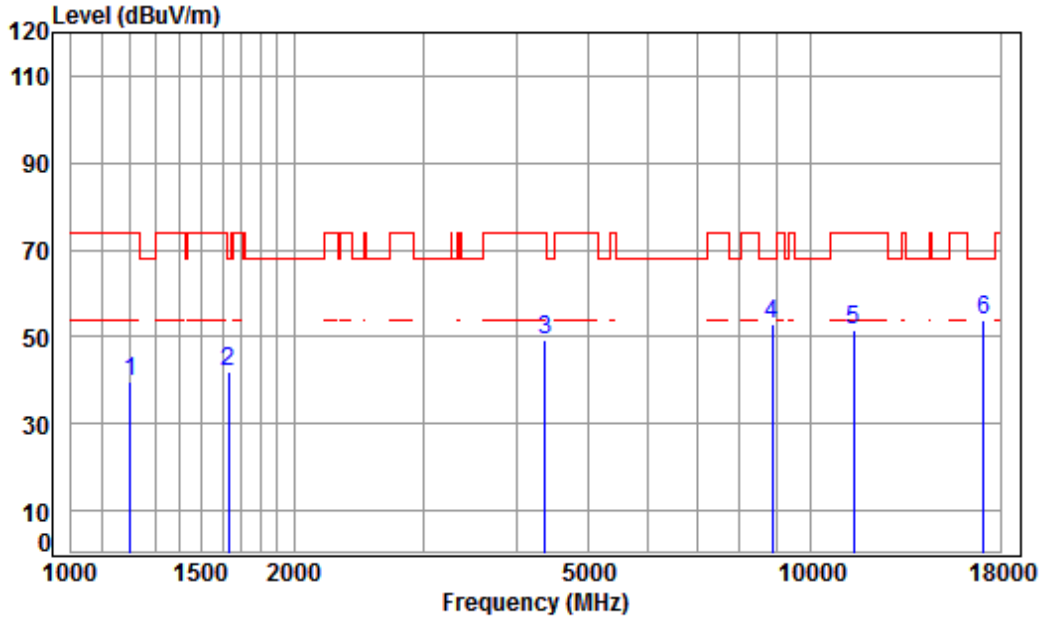


SGS-CSTC Standards Technical Services Co., Ltd.
Shenzhen Branch

Report No.: SZEM180100021802

Page: 39 of 818

Test mode:	802.11a	Frequency(MHz):	5700	Peak	Vertical
------------	---------	-----------------	------	------	----------



Condition: 3m VERTICAL

Job No : 0217RG

Mode : 5700 TX RSE

: Ant 1 5G WIFI 11A CH140

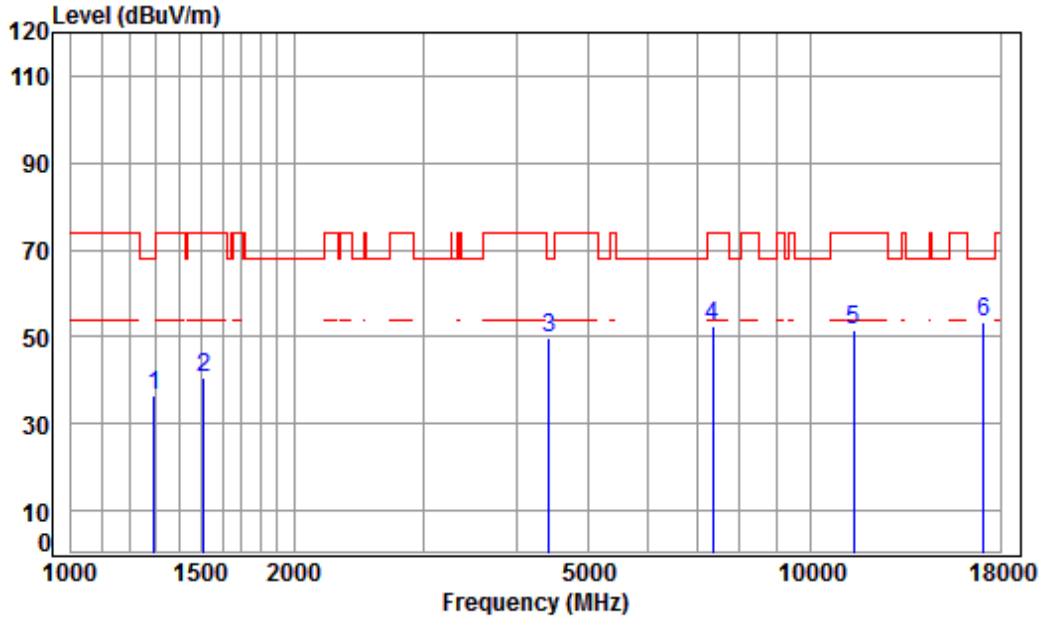
	Freq	Cable Loss	Ant Factor	Preamp Factor	Read Level	Limit Level	Over Line	Over Limit	Remark
	MHz	dB	dB/m	dB	dBuV	dBuV/m	dBuV/m	dB	
1	1203.199	4.43	24.49	38.07	49.05	39.90	74.00	-34.10	peak
2	1629.825	5.31	26.38	38.03	48.24	41.90	68.20	-26.30	peak
3	4367.058	7.41	33.60	38.20	46.27	49.08	74.00	-24.92	peak
4	8866.062	10.37	36.44	35.53	41.43	52.71	68.20	-15.49	peak
5	11400.000	12.04	38.02	35.89	37.30	51.47	74.00	-22.53	peak
6	pp17100.000	16.49	42.92	36.25	30.60	53.76	68.20	-14.44	peak



SGS-CSTC Standards Technical Services Co., Ltd.
Shenzhen Branch

Report No.: SZEM180100021802
 Page: 40 of 818

Test mode:	802.11a	Frequency(MHz):	5700	Peak	Horizontal
------------	---------	-----------------	------	------	------------



Condition: 3m HORIZONTAL
 Job No : 0217RG
 Mode : 5700 TX RSE
 : Ant 1 5G WIFI 11A CH140

	Freq	Cable Loss	Ant Factor	Preamp Factor	Read Level	Limit Level	Over Line	Over Limit	Remark
	MHz	dB	dB/m	dB	dBuV	dBuV/m	dBuV/m	dB	
1	1293.359	4.77	24.92	38.06	44.91	36.54	68.20	-31.66	peak
2	1511.833	5.46	25.85	38.04	47.16	40.43	74.00	-33.57	peak
3	4417.841	7.47	33.60	38.22	46.67	49.52	68.20	-18.68	peak
4	7368.741	10.03	36.35	36.95	43.15	52.58	74.00	-21.42	peak
5	11400.000	12.04	38.02	35.89	37.16	51.33	74.00	-22.67	peak
6	pp17100.000	16.49	42.92	36.25	30.39	53.55	68.20	-14.65	peak

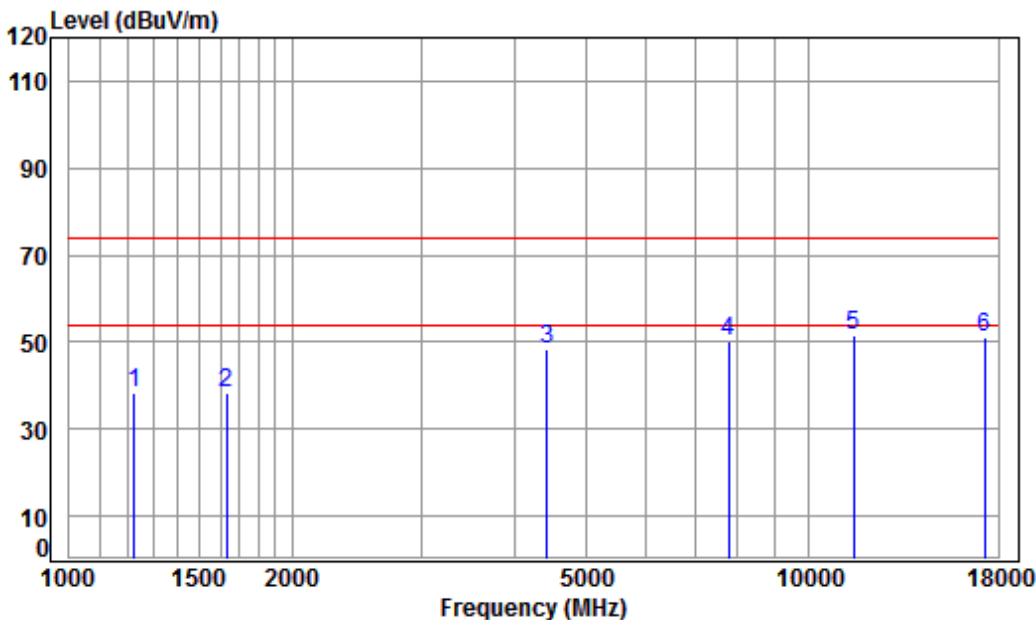


SGS-CSTC Standards Technical Services Co., Ltd.
Shenzhen Branch

Report No.: SZEM180100021802

Page: 41 of 818

Test mode:	802.11a	Frequency(MHz):	5745	Peak	Vertical
------------	---------	-----------------	------	------	----------



Condition: 3m VERTICAL

Job No : 0217RG

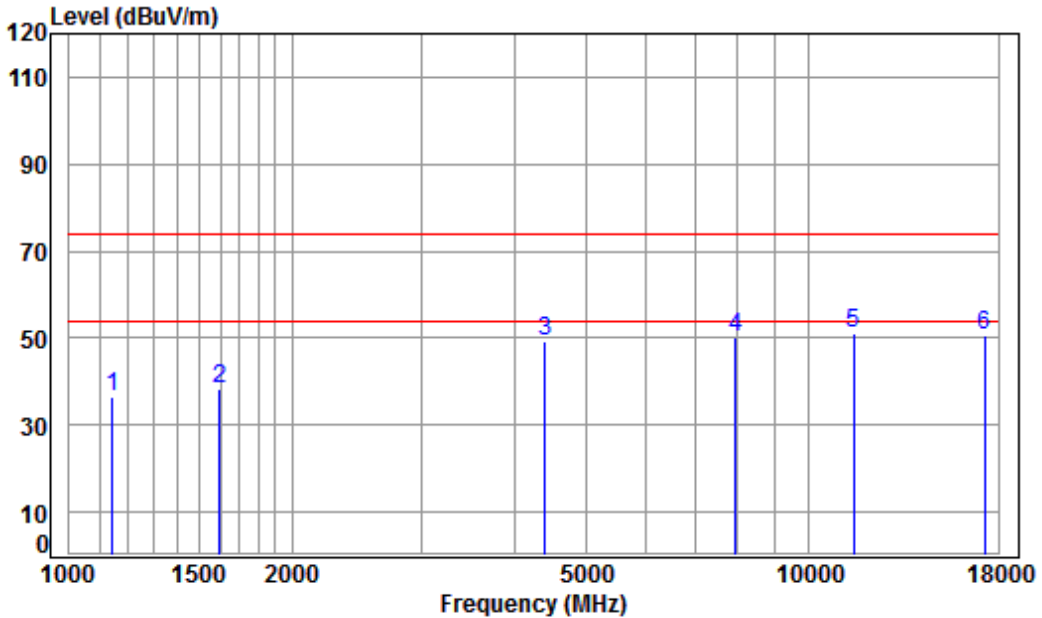
Mode : 5745 TX RSE

: Ant 1 5G WIFI 11A CH149

	Freq	Cable Loss	Ant Factor	Preamp Factor	Read Level	Limit Level	Over Line	Over Limit	Remark
	MHz	dB	dB/m	dB	dBuV	dBuV/m	dBuV/m	dB	
1	1224.247	4.51	24.60	38.70	47.71	38.12	74.00	-35.88	peak
2	1629.825	5.31	26.38	38.70	45.36	38.35	74.00	-35.65	peak
3	4417.841	7.47	33.60	38.14	45.31	48.24	74.00	-25.76	peak
4	7784.729	9.97	36.47	38.28	42.04	50.20	74.00	-23.80	peak
5	pp11490.000	12.13	38.09	36.55	38.09	51.76	74.00	-22.24	peak
6	17235.000	16.18	43.08	38.13	29.96	51.09	74.00	-22.91	peak



Test mode:	802.11a	Frequency(MHz):	5745	Peak	Horizontal
------------	---------	-----------------	------	------	------------



Condition: 3m HORIZONTAL

Job No : 0217RG

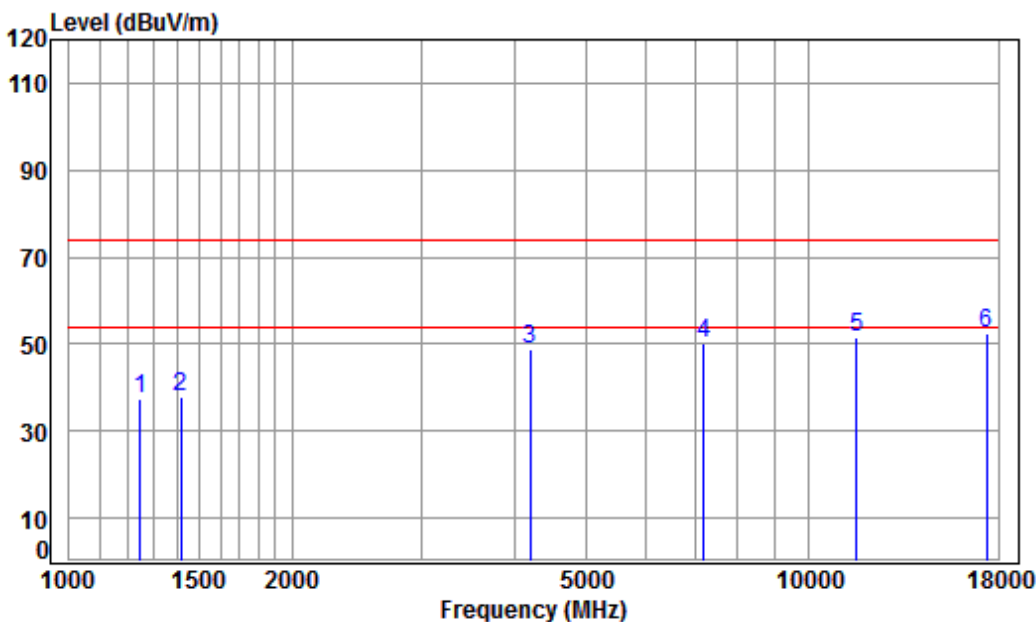
Mode : 5745 TX RSE

: Ant 1 5G WIFI 11A CH149

	Freq	Cable Loss	Ant Factor	Preamp Factor	Read Level	Limit Level	Over Line	Over Limit	Remark
	MHz	dB	dB/m	dB	dBuV	dBuV/m	dBuV/m	dB	
1	1145.507	4.20	24.20	38.70	46.97	36.67	74.00	-37.33	peak
2	1597.181	5.35	26.24	38.70	45.39	38.28	74.00	-35.72	peak
3	4392.376	7.44	33.60	38.14	46.20	49.10	74.00	-24.90	peak
4	7943.838	9.96	36.57	38.29	42.11	50.35	74.00	-23.65	peak
5	pp11490.000	12.13	38.09	36.55	37.25	50.92	74.00	-23.08	peak
6	17235.000	16.18	43.08	38.13	29.49	50.62	74.00	-23.38	peak



Test mode:	802.11a	Frequency(MHz):	5785	Peak	Vertical
------------	---------	-----------------	------	------	----------



Condition: 3m VERTICAL

Job No : 0217RG

Mode : 5785 TX RSE

: Ant 1 5G WIFI 11A CH157

	Freq	Cable Loss	Ant Factor	Preamp Factor	Read Level	Limit Level	Over Line	Over Limit	Remark
	MHz	dB	dB/m	dB	dBuV	dBuV/m	dBuV/m	dB	
1	1249.269	4.61	24.72	38.70	46.97	37.60	74.00	-36.40	peak
2	1414.597	5.20	25.45	38.70	45.81	37.76	74.00	-36.24	peak
3	4193.872	7.21	33.60	38.12	45.96	48.65	74.00	-25.35	peak
4	7200.309	10.08	36.42	38.22	41.89	50.17	74.00	-23.83	peak
5	11570.000	12.17	38.17	36.57	37.69	51.46	74.00	-22.54	peak
6	pp17355.000	15.92	43.23	38.09	31.40	52.46	74.00	-21.54	peak

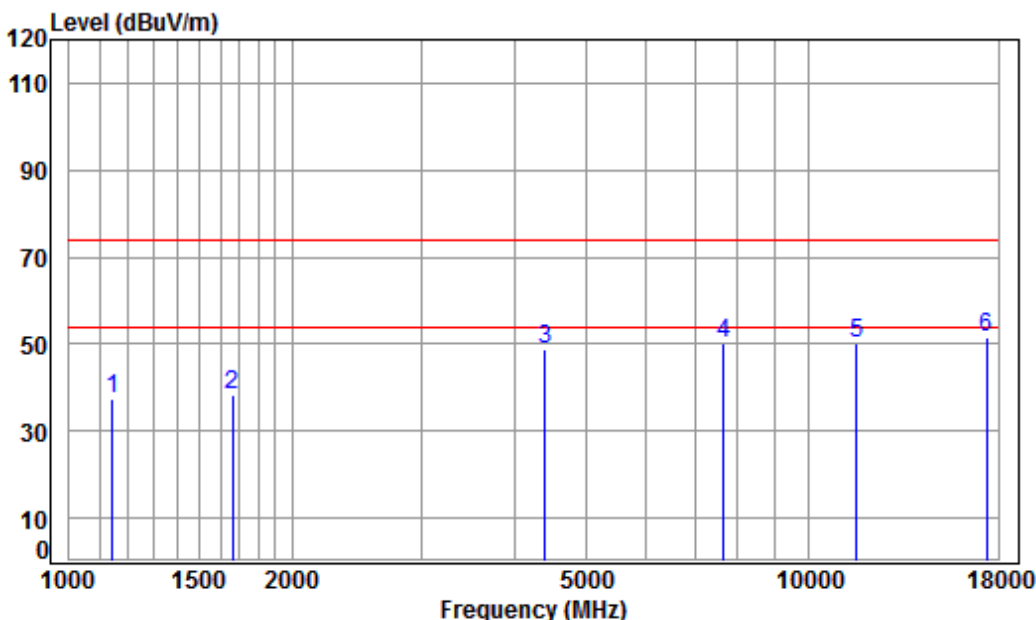


SGS-CSTC Standards Technical Services Co., Ltd.
Shenzhen Branch

Report No.: SZEM180100021802

Page: 44 of 818

Test mode:	802.11a	Frequency(MHz):	5785	Peak	Horizontal
------------	---------	-----------------	------	------	------------



Condition: 3m HORIZONTAL

Job No : 0217RG

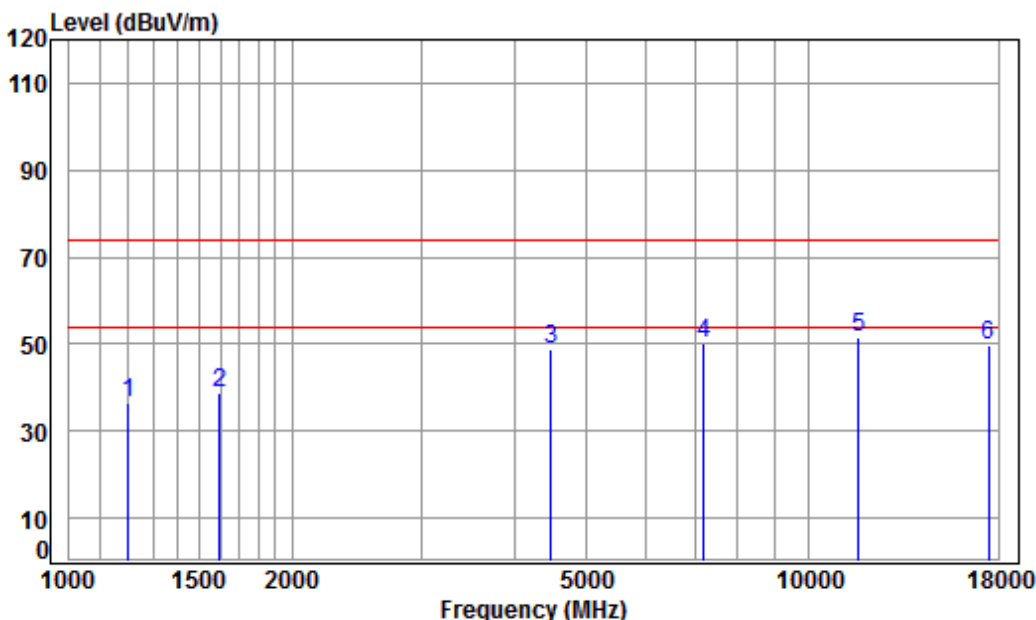
Mode : 5785 TX RSE

: Ant 1 5G WIFI 11A CH157

	Freq	Cable Loss	Ant Factor	Preamp Factor	Read Level	Limit Level	Over Line	Over Limit	Remark
	MHz	dB	dB/m	dB	dBuV	dBuV/m	dBuV/m	dB	
1	1145.507	4.20	24.20	38.70	47.66	37.36	74.00	-36.64	peak
2	1663.137	5.27	26.52	38.70	45.01	38.10	74.00	-35.90	peak
3	4392.376	7.44	33.60	38.14	45.91	48.81	74.00	-25.19	peak
4	7650.888	9.98	36.39	38.27	41.87	49.97	74.00	-24.03	peak
5	11570.000	12.17	38.17	36.57	36.64	50.41	74.00	-23.59	peak
6	pp17355.000	15.92	43.23	38.09	30.28	51.34	74.00	-22.66	peak



Test mode:	802.11a	Frequency(MHz):	5825	Peak	Vertical
------------	---------	-----------------	------	------	----------



Condition: 3m VERTICAL

Job No : 0217RG

Mode : 5825 TX RSE

: Ant 1 5G WIFI 11A CH165

	Freq	Cable Loss	Ant Factor	Preamp Factor	Read Level	Limit Level	Over Line	Over Limit	Remark
	MHz	dB	dB/m	dB	dBuV	dBuV/m	dBuV/m	dB	
1	1203.199	4.43	24.49	38.70	46.13	36.35	74.00	-37.65	peak
2	1597.181	5.35	26.24	38.70	45.88	38.77	74.00	-35.23	peak
3	4482.150	7.54	33.60	38.15	45.66	48.65	74.00	-25.35	peak
4	7200.309	10.08	36.42	38.22	41.74	50.02	74.00	-23.98	peak
5	pp11650.000	12.20	38.25	36.60	37.79	51.64	74.00	-22.36	peak
6	17475.000	15.65	43.37	38.06	28.79	49.75	74.00	-24.25	peak

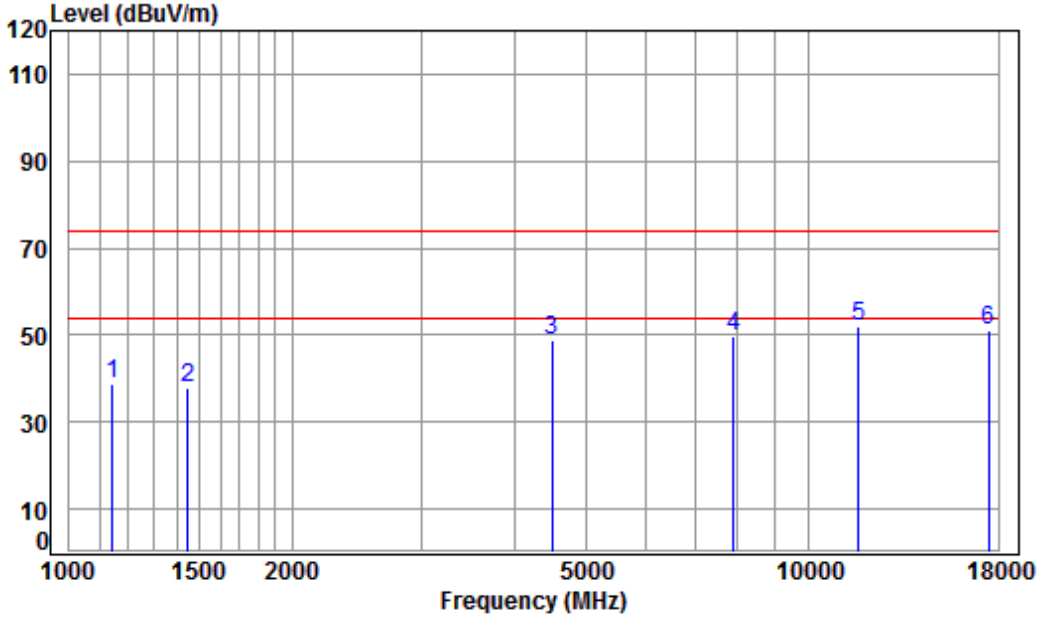


SGS-CSTC Standards Technical Services Co., Ltd.
Shenzhen Branch

Report No.: SZEM180100021802

Page: 46 of 818

Test mode:	802.11a	Frequency(MHz):	5825	Peak	Horizontal
------------	---------	-----------------	------	------	------------



Condition: 3m HORIZONTAL

Job No : 0217RG

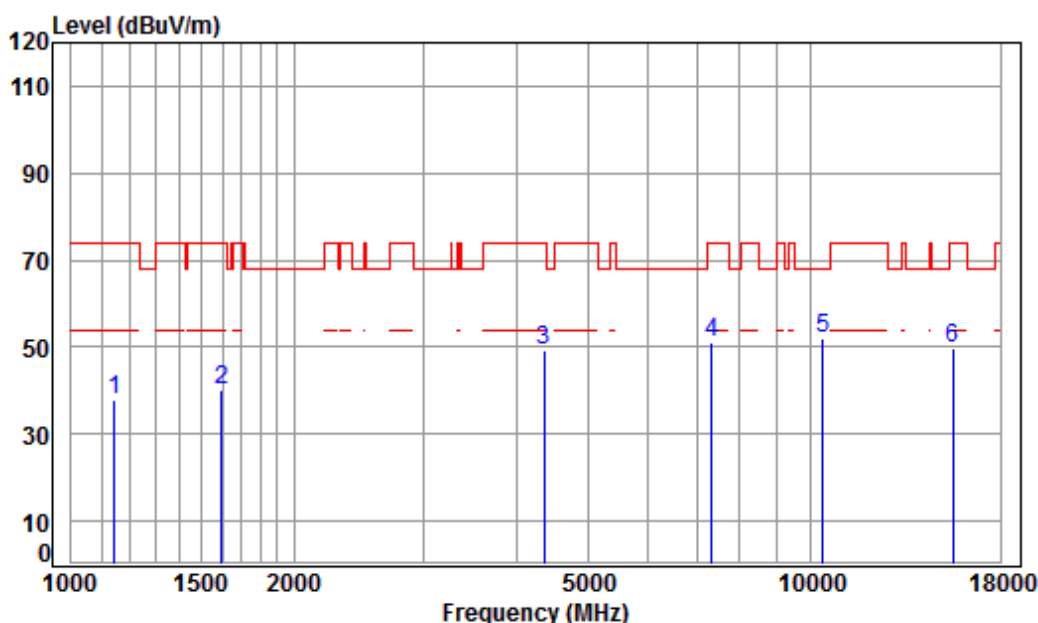
Mode : 5825 TX RSE

: Ant 1 5G WIFI 11A CH165

	Freq	Cable Loss	Ant Factor	Preamp Factor	Read Level	Limit Level	Over Line	Over Limit	Remark
	MHz	dB	dB/m	dB	dBuV	dBuV/m	dBuV/m	dB	
1	1145.507	4.20	24.20	38.70	49.22	38.92	74.00	-35.08	peak
2	1447.688	5.31	25.59	38.70	45.82	38.02	74.00	-35.98	peak
3	4495.125	7.55	33.60	38.15	45.76	48.76	74.00	-25.24	peak
4	7898.049	9.96	36.54	38.29	41.34	49.55	74.00	-24.45	peak
5	pp11650.000	12.20	38.25	36.60	37.98	51.83	74.00	-22.17	peak
6	17475.000	15.65	43.37	38.06	29.99	50.95	74.00	-23.05	peak



Test mode:	802.11n(HT20)	Frequency(MHz):	5180	Peak	Vertical
------------	---------------	-----------------	------	------	----------



Condition: 3m VERTICAL

Job No : 0217RG

Mode : 5180 TX RSE

: Ant 1 5G WIFI 11N CH36

	Freq	Cable Loss	Ant Factor	Preamp Factor	Read Level	Limit Level	Over Line	Over Limit	Remark
	MHz	dB	dB/m	dB	dBuV	dBuV/m	dBuV/m	dB	
1	1145.507	4.20	24.20	38.70	48.06	37.76	74.00	-36.24	peak
2	1597.181	5.35	26.24	38.70	47.27	40.16	74.00	-33.84	peak
3	4354.454	7.40	33.60	38.14	46.53	49.39	74.00	-24.61	peak
4	7347.474	10.04	36.36	38.24	43.17	51.33	74.00	-22.67	peak
5	pp10360.000	11.19	37.24	36.34	39.90	51.99	68.20	-16.21	peak
6	15540.000	14.30	41.38	38.12	32.32	49.88	74.00	-24.12	peak

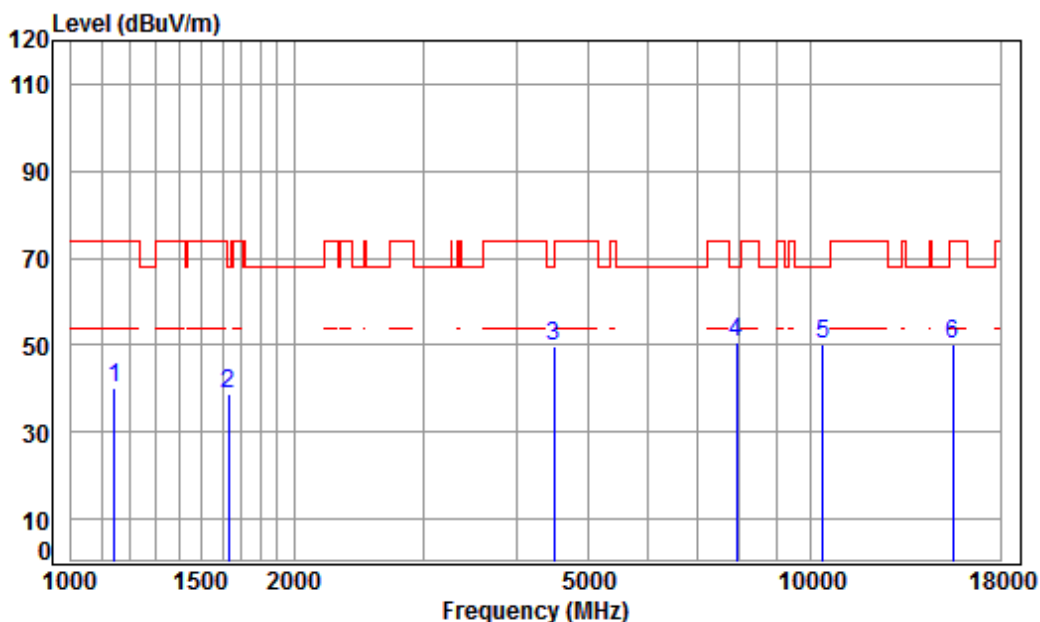


SGS-CSTC Standards Technical Services Co., Ltd. Shenzhen Branch

Report No.: SZEM180100021802

Page: 48 of 818

Test mode:	802.11n(HT20)	Frequency(MHz):	5180	Peak	Horizontal
------------	---------------	-----------------	------	------	------------



Condition: 3m HORIZONTAL
 Job No : 0217RG
 Mode : 5180 TX RSE
 : Ant 1 5G WIFI 11N CH36

	Freq	Cable Loss	Ant Factor	Preamp Factor	Read Level	Limit Level	Limit Line	Over Limit	Remark
	MHz	dB	dB/m	dB	dBuV	dBuV/m	dBuV/m	dB	
1	1145.507	4.20	24.20	38.70	50.30	40.00	74.00	-34.00	peak
2	1634.543	5.31	26.40	38.70	45.56	38.57	68.20	-29.63	peak
3	4495.125	7.55	33.60	38.15	46.70	49.70	68.20	-18.50	peak
4 pp	7920.911	9.96	36.55	38.29	42.64	50.86	68.20	-17.34	peak
5	10360.000	11.19	37.24	36.34	38.30	50.39	68.20	-17.81	peak
6	15540.000	14.30	41.38	38.12	32.45	50.01	74.00	-23.99	peak

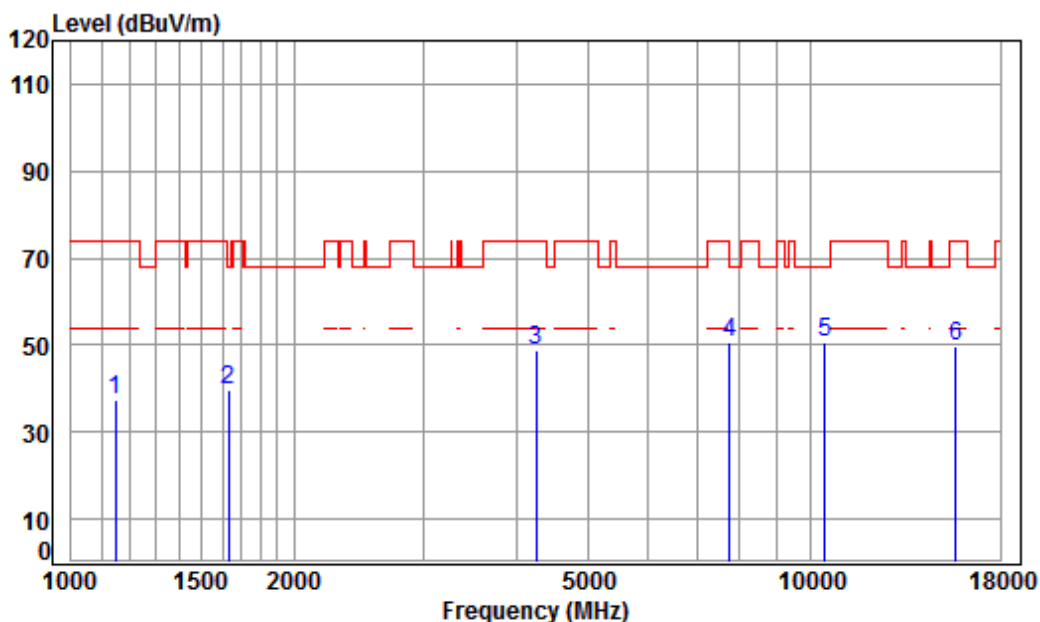


SGS-CSTC Standards Technical Services Co., Ltd. Shenzhen Branch

Report No.: SZEM180100021802

Page: 49 of 818

Test mode:	802.11n(HT20)	Frequency(MHz):	5220	Peak	Vertical
------------	---------------	-----------------	------	------	----------



Condition: 3m VERTICAL
 Job No : 0217RG
 Mode : 5220 TX RSE
 : Ant 1 5G WIFI 11N CH44

	Cable	Ant	Preamp	Read	Limit	Over		
Freq	Loss	Factor	Factor	Level	Level	Line	Limit	Remark
MHz	dB	dB/m	dB	dBuV	dBuV/m	dBuV/m	dB	
1	1148.823	4.21	24.22	38.70	47.64	37.37	74.00	-36.63 peak
2	1629.825	5.31	26.38	38.70	46.75	39.74	68.20	-28.46 peak
3	4242.641	7.27	33.60	38.13	45.99	48.73	74.00	-25.27 peak
4 pp	7762.260	9.97	36.46	38.28	42.59	50.74	68.20	-17.46 peak
5	10440.000	11.25	37.16	36.35	38.37	50.43	68.20	-17.77 peak
6	15660.000	14.48	41.34	38.03	31.91	49.70	74.00	-24.30 peak

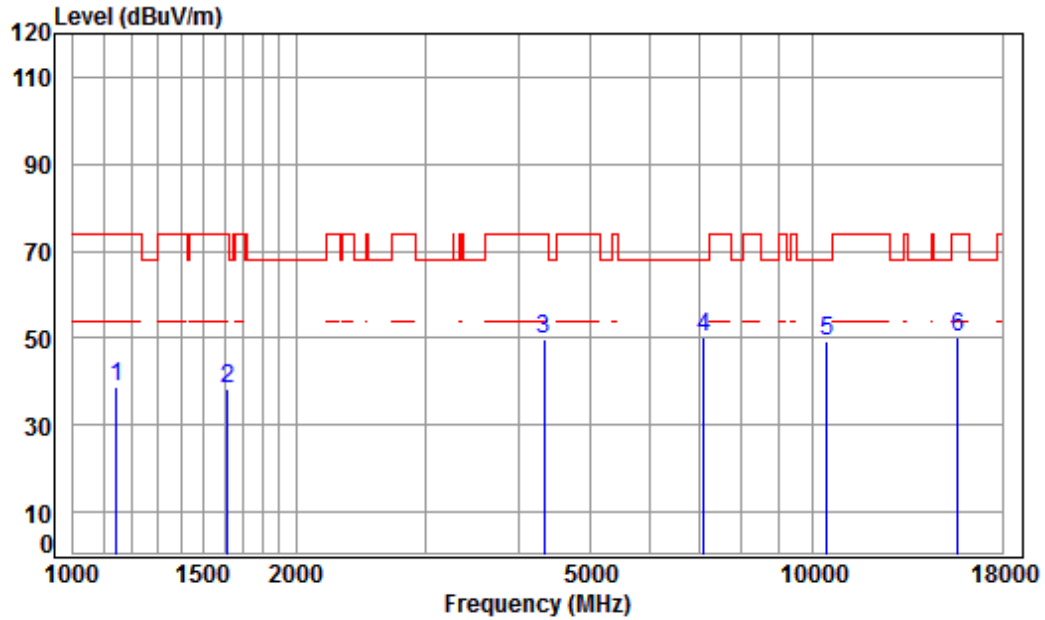


SGS-CSTC Standards Technical Services Co., Ltd. Shenzhen Branch

Report No.: SZEM180100021802

Page: 50 of 818

Test mode:	802.11n(HT20)	Frequency(MHz):	5220	Peak	Horizontal
------------	---------------	-----------------	------	------	------------

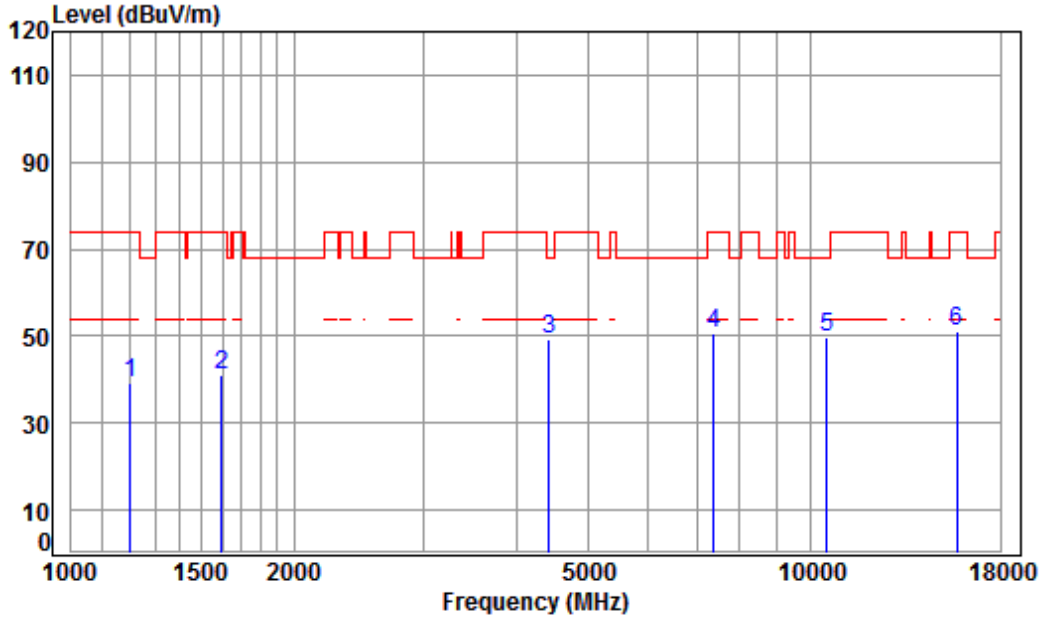


Condition: 3m HORIZONTAL
 Job No : 0217RG
 Mode : 5220 TX RSE
 : Ant 1 5G WIFI 11N CH44

	Cable	Ant	Preamp	Read	Limit	Over		
Freq	Loss	Factor	Factor	Level	Level	Line	Limit	Remark
MHz	dB	dB/m	dB	dBuV	dBuV/m	dBuV/m	dB	
1	4.20	24.20	38.70	48.91	38.61	74.00	-35.39	peak
2	5.33	26.32	38.70	45.39	38.34	74.00	-35.66	peak
3	7.37	33.60	38.14	47.08	49.91	74.00	-24.09	peak
4 pp	10.10	36.45	38.21	41.67	50.01	68.20	-18.19	peak
5	11.25	37.16	36.35	37.01	49.07	68.20	-19.13	peak
6	14.48	41.34	38.03	32.52	50.31	74.00	-23.69	peak



Test mode:	802.11n(HT20)	Frequency(MHz):	5240	Peak	Vertical
------------	---------------	-----------------	------	------	----------

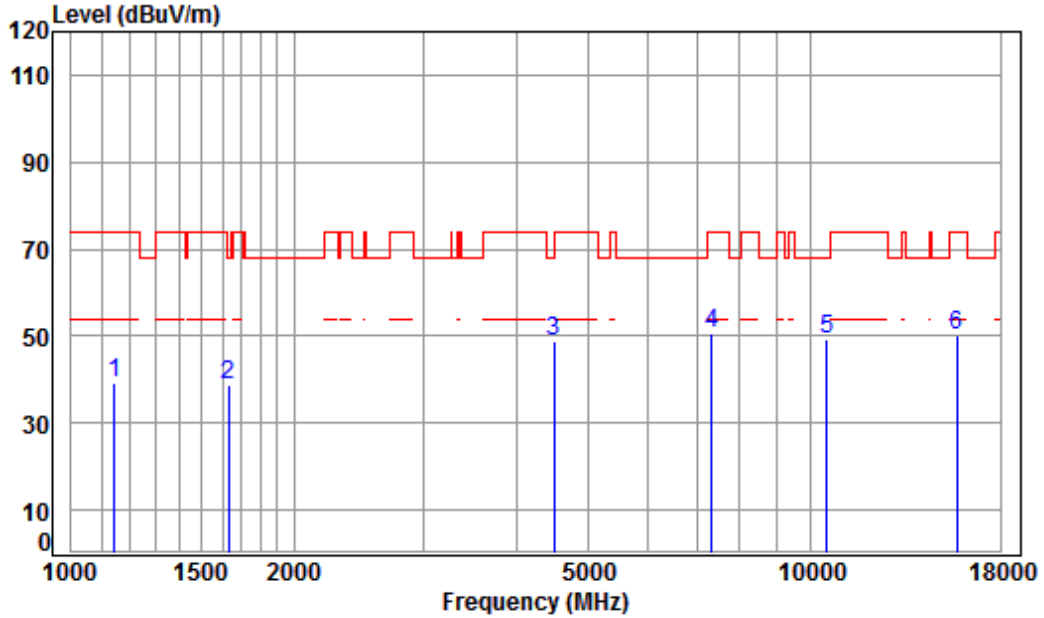


Condition: 3m VERTICAL
 Job No : 0217RG
 Mode : 5240 TX RSE
 : Ant 1 5G WIFI 11N CH48

	Cable	Ant	Preamp	Read	Limit	Over		
Freq	Loss	Factor	Factor	Level	Level	Line	Limit	Remark
MHz	dB	dB/m	dB	dBuV	dBuV/m	dBuV/m	dB	
1	1203.199	4.43	24.49	38.70	49.09	39.31	74.00	-34.69 peak
2	1597.181	5.35	26.24	38.70	48.08	40.97	74.00	-33.03 peak
3	4417.841	7.47	33.60	38.14	46.43	49.36	68.20	-18.84 peak
4	7390.070	10.03	36.34	38.24	42.63	50.76	74.00	-23.24 peak
5	pp10480.000	11.28	37.12	36.35	37.60	49.65	68.20	-18.55 peak
6	15720.000	14.57	41.31	37.99	33.12	51.01	74.00	-22.99 peak



Test mode:	802.11n(HT20)	Frequency(MHz):	5240	Peak	Horizontal
------------	---------------	-----------------	------	------	------------



Condition: 3m HORIZONTAL
Job No : 0217RG
Mode : 5240 TX RSE
: Ant 1 5G WIFI 11N CH48

	Cable	Ant	Preamp	Read	Limit	Over		
Freq	Loss	Factor	Factor	Level	Level	Line	Limit	Remark
MHz	dB	dB/m	dB	dBuV	dBuV/m	dBuV/m	dB	
1	1145.507	4.20	24.20	38.70	49.57	39.27	74.00	-34.73 peak
2	1634.543	5.31	26.40	38.70	45.65	38.66	68.20	-29.54 peak
3	4495.125	7.55	33.60	38.15	45.69	48.69	68.20	-19.51 peak
4	7326.267	10.04	36.37	38.23	42.49	50.67	74.00	-23.33 peak
5	pp10480.000	11.28	37.12	36.35	37.40	49.45	68.20	-18.75 peak
6	15720.000	14.57	41.31	37.99	32.10	49.99	74.00	-24.01 peak

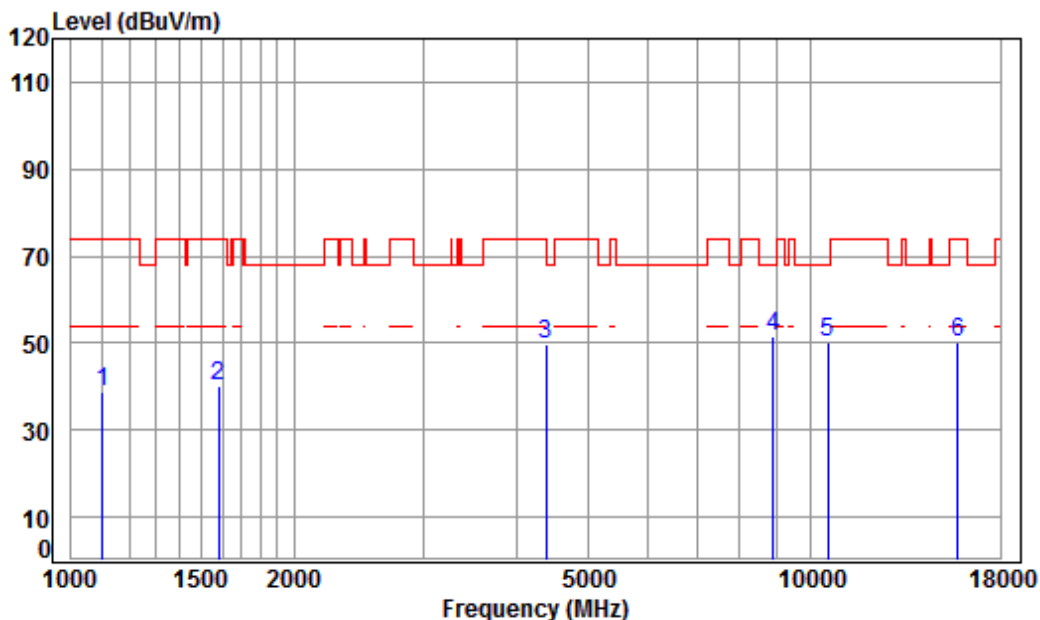


SGS-CSTC Standards Technical Services Co., Ltd. Shenzhen Branch

Report No.: SZEM180100021802

Page: 53 of 818

Test mode:	802.11n(HT20)	Frequency(MHz):	5260	Peak	Vertical
------------	---------------	-----------------	------	------	----------



Condition: 3m VERTICAL
 Job No : 0217RG
 Mode : 5260 TX RSE
 : Ant 1 5G WIFI 11N CH52

	Cable	Ant	Preamp	Read	Limit	Over		
Freq	Loss	Factor	Factor	Level	Level	Line	Limit	Remark
MHz	dB	dB/m	dB	dBuV	dBuV/m	dBuV/m	dB	
1	1103.264	4.02	23.98	38.70	49.42	38.72	74.00	-35.28 peak
2	1583.392	5.37	26.18	38.70	47.32	40.17	74.00	-33.83 peak
3	4379.699	7.43	33.60	38.14	46.75	49.64	74.00	-24.36 peak
4 pp	8891.725	10.37	36.47	38.21	43.06	51.69	68.20	-16.51 peak
5	10520.000	11.30	37.12	36.35	38.33	50.40	68.20	-17.80 peak
6	15780.000	14.66	41.29	37.95	32.15	50.15	74.00	-23.85 peak

This document is issued by the Company subject to its General Conditions of Service printed overleaf, available on request or accessible at <http://www.sgs.com/en/Terms-and-Conditions.aspx> and, for electronic format documents, subject to Terms and Conditions for Electronic Documents at <http://www.sgs.com/en/Terms-and-Conditions/Terms-e-Documents.aspx>. Attention is drawn to the limitation of liability, indemnification and jurisdiction issues defined therein. Any holder of this document is advised that information contained hereon reflects the Company's findings at the time of its intervention only and within the limits of Client's instructions, if any. The Company's sole responsibility is to its Client and this document does not exonerate parties to a transaction from exercising all their rights and obligations under the transaction documents. This document cannot be reproduced except in full, without prior written approval of the Company. Any unauthorized alteration, forgery or falsification of the content or appearance of this document is unlawful and offenders may be prosecuted to the fullest extent of the law. Unless otherwise stated the results shown in this test report refer only to the sample(s) tested and such sample(s) are retained for 30 days only.

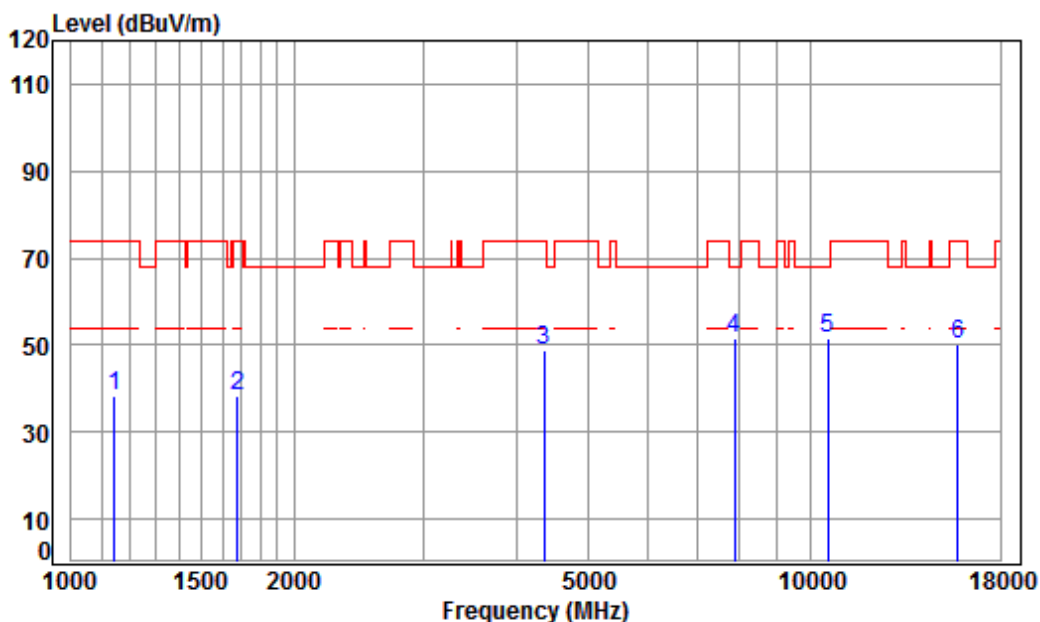


SGS-CSTC Standards Technical Services Co., Ltd. Shenzhen Branch

Report No.: SZEM180100021802

Page: 54 of 818

Test mode:	802.11n(HT20)	Frequency(MHz):	5260	Peak	Horizontal
------------	---------------	-----------------	------	------	------------



Condition: 3m HORIZONTAL
 Job No : 0217RG
 Mode : 5260 TX RSE
 : Ant 1 5G WIFI 11N CH52

	Freq	Cable Loss	Ant Factor	Preamp Factor	Read Level	Limit Level	Limit Line	Over Limit	Remark
	MHz	dB	dB/m	dB	dBuV	dBuV/m	dBuV/m	dB	
1	1145.507	4.20	24.20	38.70	48.81	38.51	74.00	-35.49	peak
2	1677.621	5.25	26.58	38.70	45.41	38.54	74.00	-35.46	peak
3	4354.454	7.40	33.60	38.14	45.89	48.75	74.00	-25.25	peak
4 pp	7875.254	9.96	36.53	38.29	43.21	51.41	68.20	-16.79	peak
5	10520.000	11.30	37.12	36.35	39.31	51.38	68.20	-16.82	peak
6	15780.000	14.66	41.29	37.95	31.98	49.98	74.00	-24.02	peak

This document is issued by the Company subject to its General Conditions of Service printed overleaf, available on request or accessible at <http://www.sgs.com/en/Terms-and-Conditions.aspx> and, for electronic format documents, subject to Terms and Conditions for Electronic Documents at <http://www.sgs.com/en/Terms-and-Conditions/Terms-e-Documents.aspx>. Attention is drawn to the limitation of liability, indemnification and jurisdiction issues defined therein. Any holder of this document is advised that information contained hereon reflects the Company's findings at the time of its intervention only and within the limits of Client's instructions, if any. The Company's sole responsibility is to its Client and this document does not exonerate parties to a transaction from exercising all their rights and obligations under the transaction documents. This document cannot be reproduced except in full, without prior written approval of the Company. Any unauthorized alteration, forgery or falsification of the content or appearance of this document is unlawful and offenders may be prosecuted to the fullest extent of the law. Unless otherwise stated the results shown in this test report refer only to the sample(s) tested and such sample(s) are retained for 30 days only.

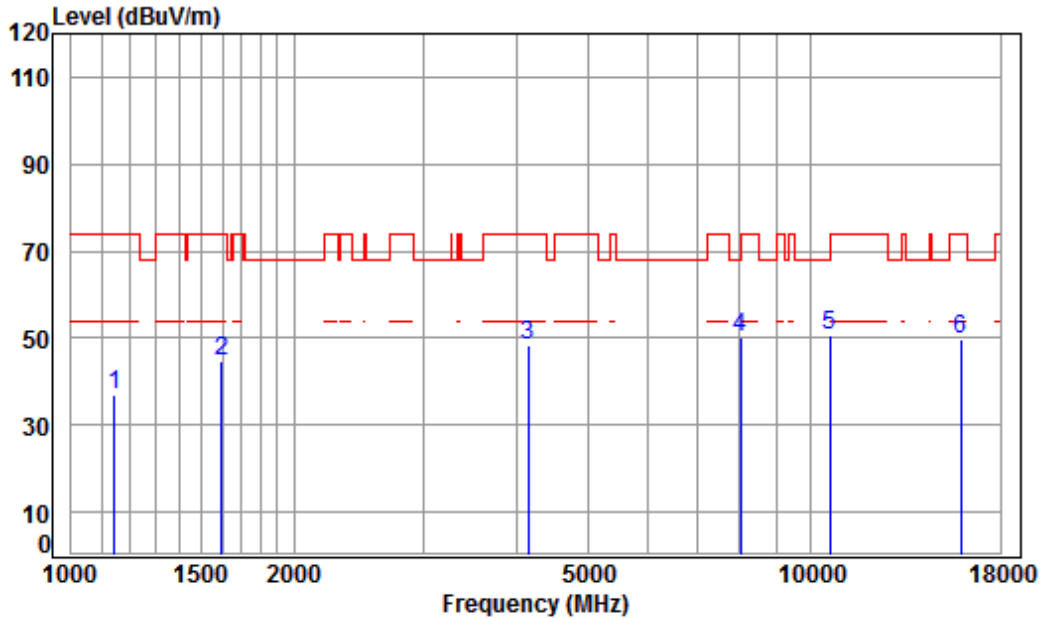


SGS-CSTC Standards Technical Services Co., Ltd.
Shenzhen Branch

Report No.: SZEM180100021802

Page: 55 of 818

Test mode:	802.11n(HT20)	Frequency(MHz):	5300	Peak	Vertical
------------	---------------	-----------------	------	------	----------

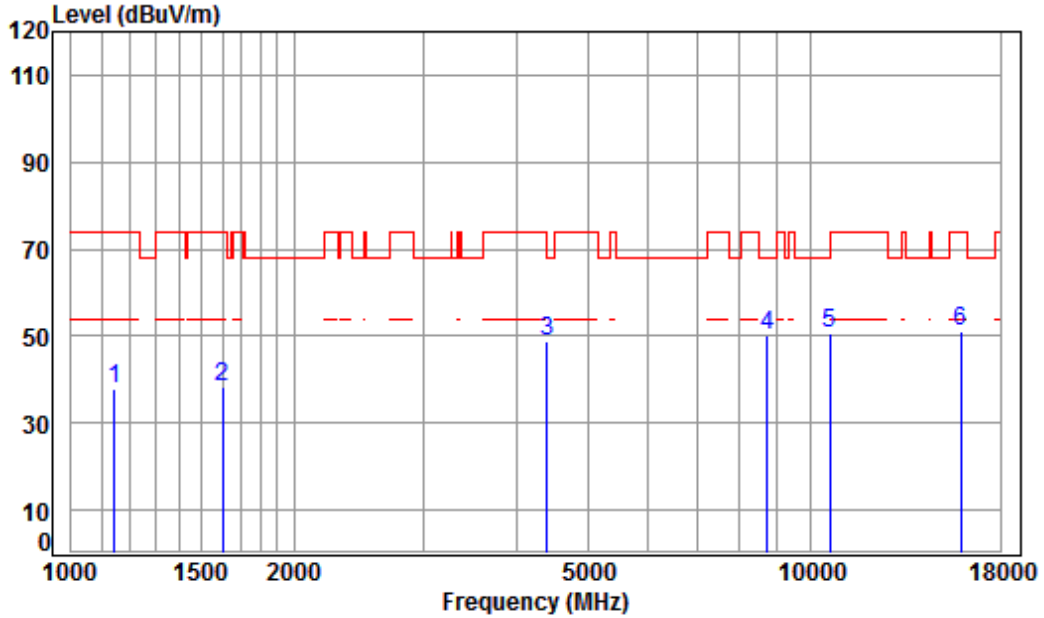


Condition: 3m VERTICAL
 Job No : 0217RG
 Mode : 5300 TX RSE
 : Ant 1 5G WIFI 11N CH60

	Cable	Ant	Preamp	Read	Limit	Over		
Freq	Loss	Factor	Factor	Level	Level	Line	Limit	Remark
MHz	dB	dB/m	dB	dBuV	dBuV/m	dBuV/m	dB	
1	1145.507	4.20	24.20	38.70	47.49	37.19	74.00	-36.81 peak
2	1597.181	5.35	26.24	38.70	51.72	44.61	74.00	-29.39 peak
3	4145.664	7.16	33.60	38.12	45.77	48.41	74.00	-25.59 peak
4	8013.020	9.96	36.58	38.30	41.94	50.18	68.20	-18.02 peak
5	pp10600.000	11.36	37.22	36.36	38.35	50.57	68.20	-17.63 peak
6	15900.000	14.84	41.24	37.87	31.50	49.71	74.00	-24.29 peak



Test mode:	802.11n(HT20)	Frequency(MHz):	5300	Peak	Horizontal
------------	---------------	-----------------	------	------	------------

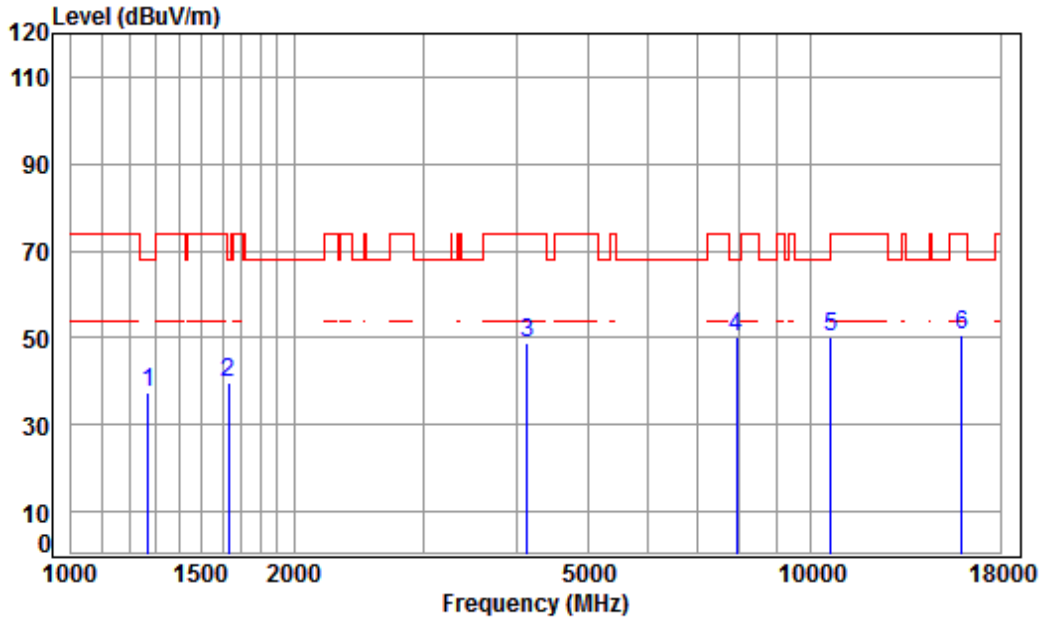


Condition: 3m HORIZONTAL
 Job No : 0217RG
 Mode : 5300 TX RSE
 : Ant 1 5G WIFI 11N CH60

	Cable	Ant	Preamp	Read	Limit	Over		
Freq	Loss	Factor	Factor	Level	Level	Line	Limit	Remark
MHz	dB	dB/m	dB	dBuV	dBuV/m	dBuV/m	dB	
1	1145.507	4.20	24.20	38.70	48.37	38.07	74.00	-35.93 peak
2	1601.804	5.35	26.26	38.70	45.53	38.44	74.00	-35.56 peak
3	4392.376	7.44	33.60	38.14	45.99	48.89	74.00	-25.11 peak
4	8713.630	10.33	36.26	38.23	41.99	50.35	68.20	-17.85 peak
5	pp10600.000	11.36	37.22	36.36	38.48	50.70	68.20	-17.50 peak
6	15900.000	14.84	41.24	37.87	32.72	50.93	74.00	-23.07 peak



Test mode:	802.11n(HT20)	Frequency(MHz):	5320	Peak	Vertical
------------	---------------	-----------------	------	------	----------



Condition: 3m VERTICAL

Job No : 0217RG

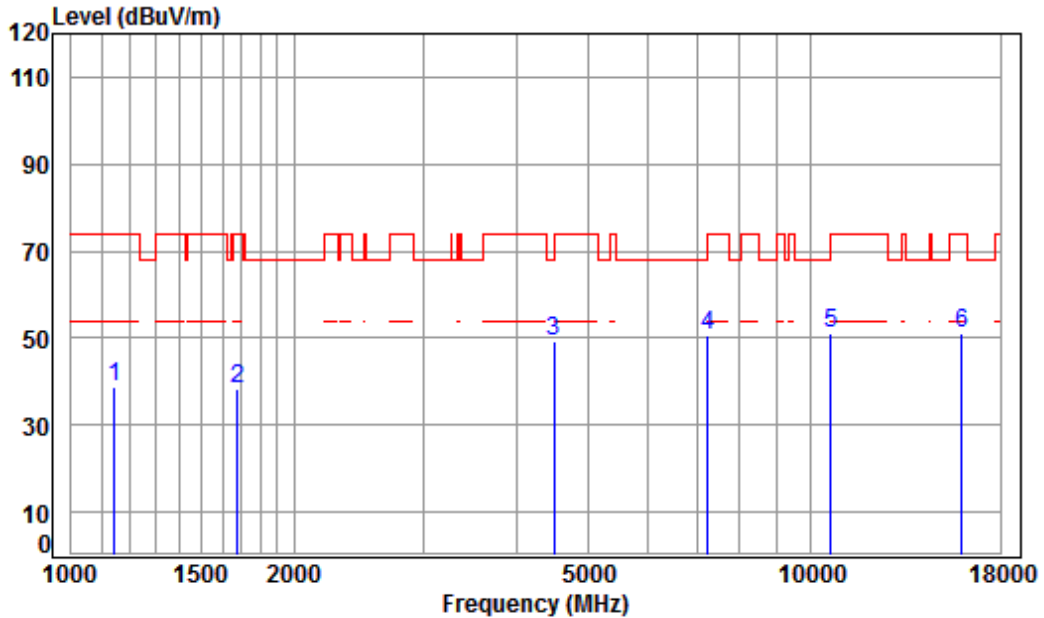
Mode : 5320 TX RSE

: Ant 1 5G WIFI 11N CH64

	Cable	Ant	Preamp	Read	Limit	Over		
Freq	Loss	Factor	Factor	Level	Level	Line	Limit	Remark
MHz	dB	dB/m	dB	dBuV	dBuV/m	dBuV/m	dB	
1	1271.123	4.69	24.82	38.70	46.79	37.60	68.20	-30.60 peak
2	1634.543	5.31	26.40	38.70	46.62	39.63	68.20	-28.57 peak
3	4133.699	7.14	33.60	38.11	46.34	48.97	74.00	-25.03 peak
4	pp 7920.911	9.96	36.55	38.29	42.11	50.33	68.20	-17.87 peak
5	10640.000	11.39	37.27	36.37	38.11	50.40	74.00	-23.60 peak
6	15960.000	14.93	41.22	37.83	32.13	50.45	74.00	-23.55 peak



Test mode:	802.11n(HT20)	Frequency(MHz):	5320	Peak	Horizontal
------------	---------------	-----------------	------	------	------------



Condition: 3m HORIZONTAL
 Job No : 0217RG
 Mode : 5320 TX RSE
 : Ant 1 5G WIFI 11N CH64

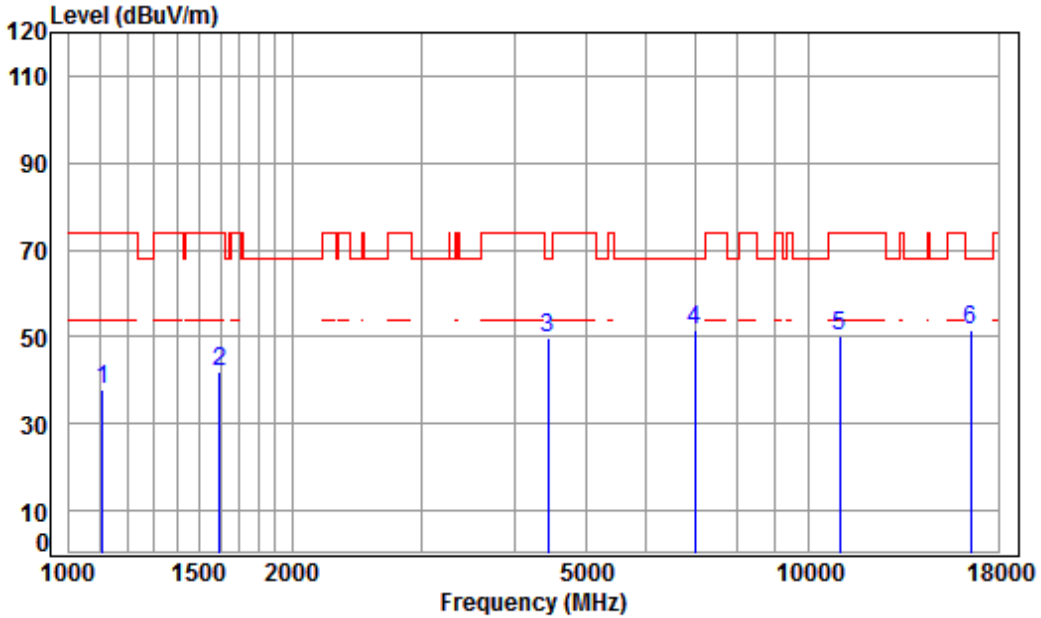
	Freq	Cable Loss	Ant Factor	Preamp Factor	Read Level	Limit Level	Over Line	Over Limit	Remark
	MHz	dB	dB/m	dB	dBuV	dBuV/m	dBuV/m	dB	
1	1145.507	4.20	24.20	38.70	49.30	39.00	74.00	-35.00	peak
2	1677.621	5.25	26.58	38.70	45.28	38.41	74.00	-35.59	peak
3	4495.125	7.55	33.60	38.15	46.46	49.46	68.20	-18.74	peak
4 pp	7242.052	10.07	36.40	38.23	42.55	50.79	68.20	-17.41	peak
5	10640.000	11.39	37.27	36.37	38.90	51.19	74.00	-22.81	peak
6	15960.000	14.93	41.22	37.83	32.97	51.29	74.00	-22.71	peak



SGS-CSTC Standards Technical Services Co., Ltd.
Shenzhen Branch

Report No.: SZEM180100021802
 Page: 59 of 818

Test mode:	802.11n(HT20)	Frequency(MHz):	5500	Peak	Vertical
------------	---------------	-----------------	------	------	----------



Condition: 3m VERTICAL

Job No : 0217RG

Mode : 5500 TX RSE

: Ant 1 5G WIFI 11N CH100

	Freq	Cable Loss	Ant Factor	Preamp Factor	Read Level	Limit Level	Over Line	Over Limit	Remark
	MHz	dB	dB/m	dB	dBuV	dBuV/m	dBuV/m	dB	
1	1109.660	4.05	24.02	38.70	48.63	38.00	74.00	-36.00	peak
2	1597.181	5.35	26.24	38.70	49.16	42.05	74.00	-31.95	peak
3	4430.628	7.48	33.60	38.15	46.71	49.64	68.20	-18.56	peak
4 pp	7015.420	10.13	36.49	38.20	43.26	51.68	68.20	-16.52	peak
5	11000.000	11.63	37.70	36.40	37.32	50.25	74.00	-23.75	peak
6	16500.000	14.50	42.70	38.00	32.30	51.50	68.20	-16.70	peak

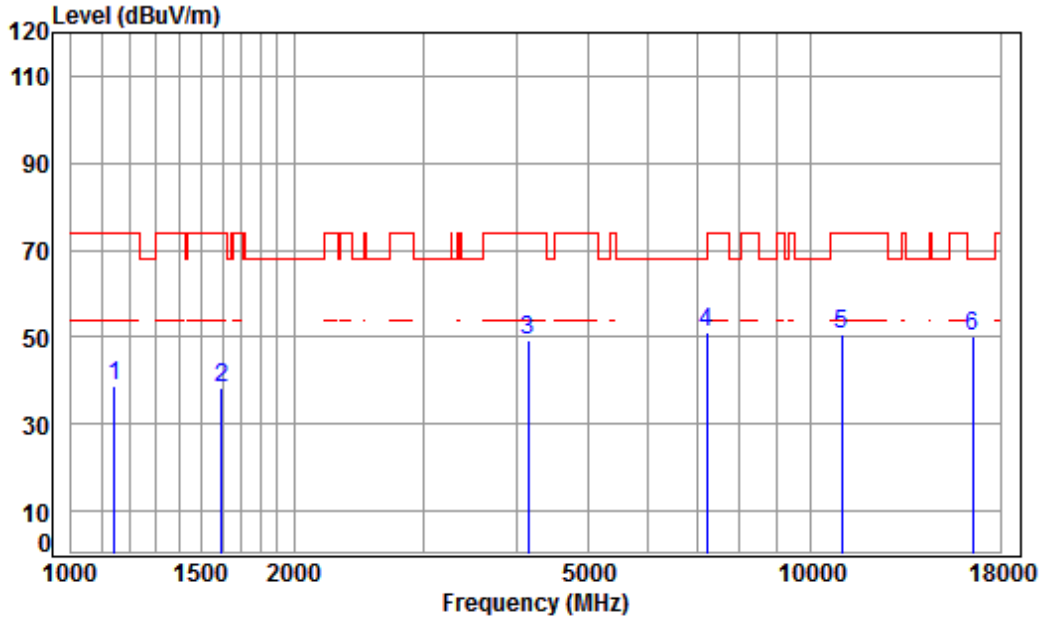


SGS-CSTC Standards Technical Services Co., Ltd.
Shenzhen Branch

Report No.: SZEM180100021802

Page: 60 of 818

Test mode:	802.11n(HT20)	Frequency(MHz):	5500	Peak	Horizontal
------------	---------------	-----------------	------	------	------------



Condition: 3m HORIZONTAL

Job No : 0217RG

Mode : 5500 TX RSE

: Ant 1 5G WIFI 11N CH100

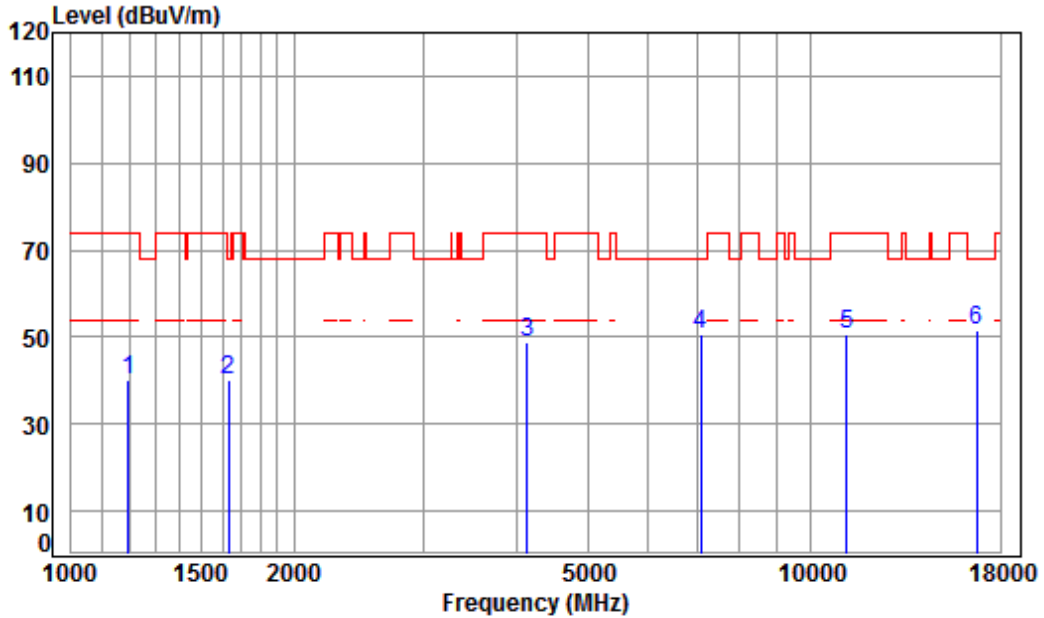
	Freq	Cable Loss	Ant Factor	Preamp Factor	Read Level	Limit Level	Limit Line	Over Limit	Remark
	MHz	dB	dB/m	dB	dBuV	dBuV/m	dBuV/m	dB	
1	1145.507	4.20	24.20	38.70	49.15	38.85	74.00	-35.15	peak
2	1597.181	5.35	26.24	38.70	45.47	38.36	74.00	-35.64	peak
3	4145.664	7.16	33.60	38.12	46.61	49.25	74.00	-24.75	peak
4 pp	7221.150	10.07	36.41	38.22	43.02	51.28	68.20	-16.92	peak
5	11000.000	11.63	37.70	36.40	37.69	50.62	74.00	-23.38	peak
6	16500.000	14.50	42.70	38.00	31.19	50.39	68.20	-17.81	peak



SGS-CSTC Standards Technical Services Co., Ltd.
Shenzhen Branch

Report No.: SZEM180100021802
 Page: 61 of 818

Test mode:	802.11n(HT20)	Frequency(MHz):	5580	Peak	Vertical
------------	---------------	-----------------	------	------	----------



Condition: 3m VERTICAL
 Job No : 0217RG
 Mode : 5580 TX RSE
 : Ant 1 5G WIFI 11N CH116

	Freq	Cable Loss	Ant Factor	Preamp Factor	Read Level	Limit Level	Limit Line	Over Limit	Remark
	MHz	dB	dB/m	dB	dBuV	dBuV/m	dBuV/m	dB	
1	1196.264	4.40	24.46	38.70	49.89	40.05	74.00	-33.95	peak
2	1629.825	5.31	26.38	38.70	47.09	40.08	68.20	-28.12	peak
3	4133.699	7.14	33.60	38.11	46.04	48.67	74.00	-25.33	peak
4	7096.999	10.10	36.46	38.21	42.16	50.51	68.20	-17.69	peak
5	11160.000	11.80	37.83	36.45	37.53	50.71	74.00	-23.29	peak
6	pp16740.000	15.57	42.75	38.10	31.20	51.42	68.20	-16.78	peak

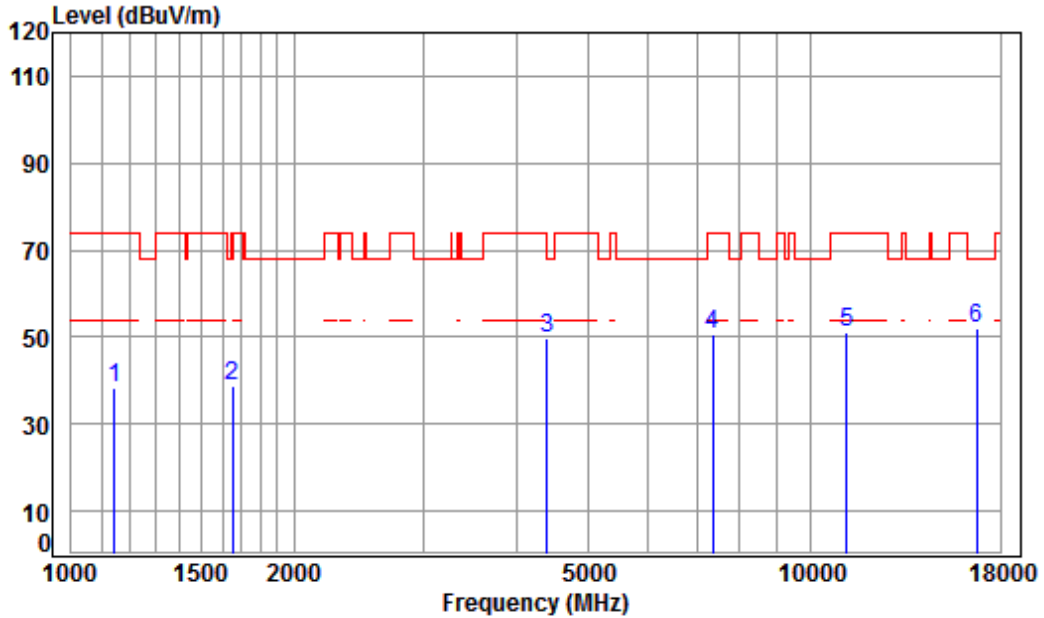


SGS-CSTC Standards Technical Services Co., Ltd.
Shenzhen Branch

Report No.: SZEM180100021802

Page: 62 of 818

Test mode:	802.11n(HT20)	Frequency(MHz):	5580	Peak	Horizontal
------------	---------------	-----------------	------	------	------------



Condition: 3m HORIZONTAL

Job No : 0217RG

Mode : 5580 TX RSE

: Ant 1 5G WIFI 11N CH116

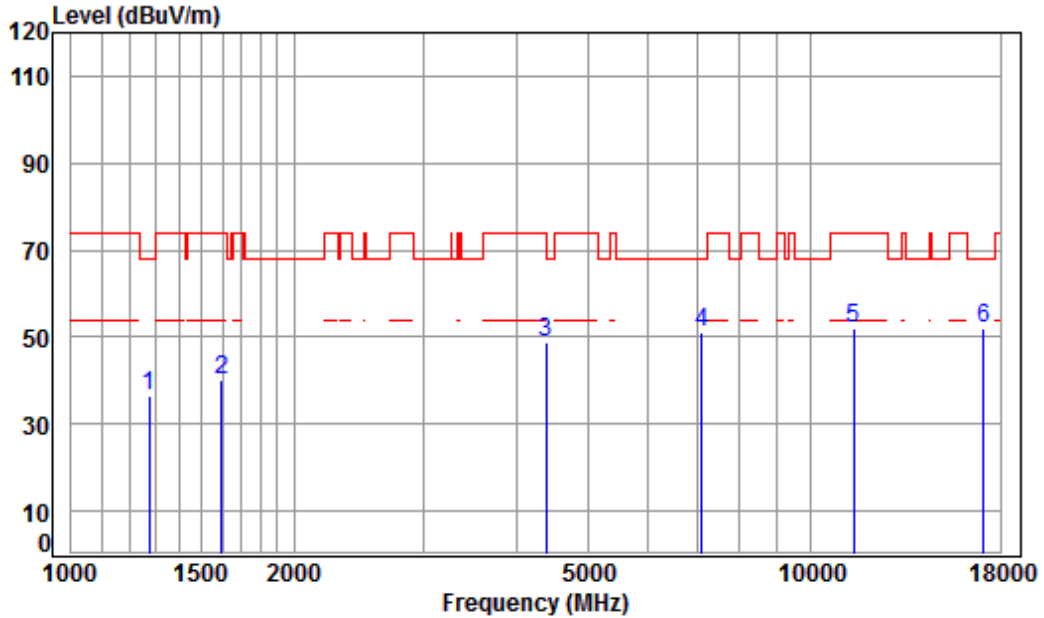
	Freq	Cable Loss	Ant Factor	Preamp Factor	Read Level	Limit Level	Limit Line	Over Limit	Remark
	MHz	dB	dB/m	dB	dBuV	dBuV/m	dBuV/m	dB	
1	1145.507	4.20	24.20	38.70	48.77	38.47	74.00	-35.53	peak
2	1653.550	5.28	26.48	38.70	45.84	38.90	68.20	-29.30	peak
3	4392.376	7.44	33.60	38.14	46.74	49.64	74.00	-24.36	peak
4	7368.741	10.03	36.35	38.24	42.67	50.81	74.00	-23.19	peak
5	11160.000	11.80	37.83	36.45	37.92	51.10	74.00	-22.90	peak
6	pp16740.000	15.57	42.75	38.10	31.92	52.14	68.20	-16.06	peak



SGS-CSTC Standards Technical Services Co., Ltd.
Shenzhen Branch

Report No.: SZEM180100021802
 Page: 63 of 818

Test mode:	802.11n(HT20)	Frequency(MHz):	5700	Peak	Vertical
------------	---------------	-----------------	------	------	----------



Condition: 3m VERTICAL
 Job No : 0217RG
 Mode : 5700 TX RSE
 : Ant 1 5G WIFI 11N CH140

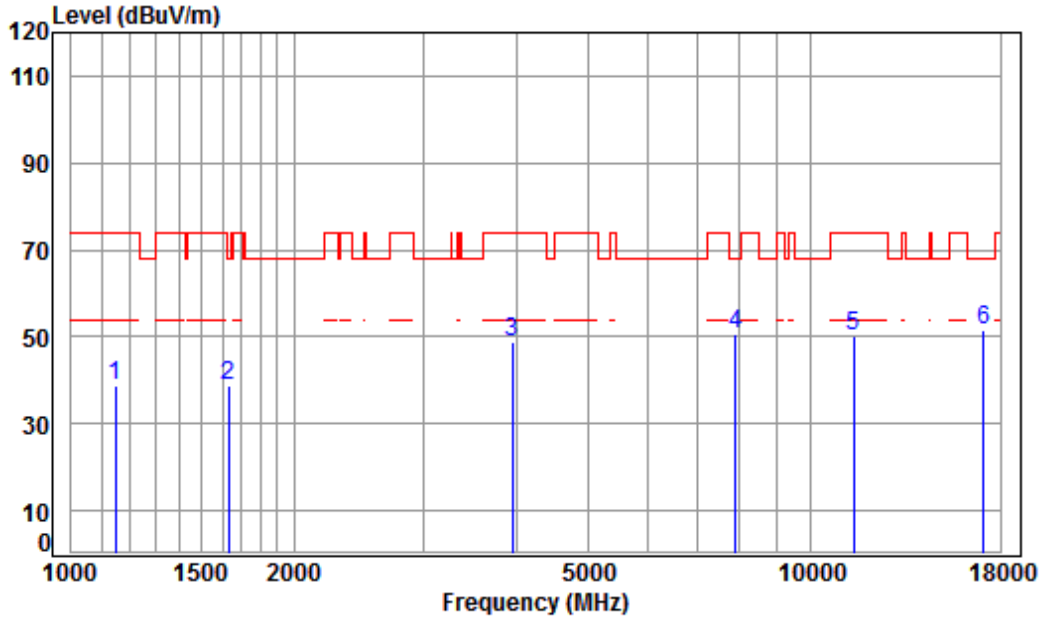
	Freq	Cable Loss	Ant Factor	Preamp Factor	Read Level	Limit Level	Limit Line	Over Limit	Remark
	MHz	dB	dB/m	dB	dBuV	dBuV/m	dBuV/m	dB	
1	1274.802	4.71	24.84	38.70	45.72	36.57	68.20	-31.63	peak
2	1597.181	5.35	26.24	38.70	47.36	40.25	74.00	-33.75	peak
3	4379.699	7.43	33.60	38.14	45.97	48.86	74.00	-25.14	peak
4	7117.542	10.10	36.45	38.21	42.57	50.91	68.20	-17.29	peak
5	11400.000	12.04	38.02	36.52	38.27	51.81	74.00	-22.19	peak
6	pp17100.000	16.49	42.92	38.17	30.61	51.85	68.20	-16.35	peak



SGS-CSTC Standards Technical Services Co., Ltd.
Shenzhen Branch

Report No.: SZEM180100021802
 Page: 64 of 818

Test mode:	802.11n(HT20)	Frequency(MHz):	5700	Peak	Horizontal
------------	---------------	-----------------	------	------	------------



Condition: 3m HORIZONTAL
 Job No : 0217RG
 Mode : 5700 TX RSE
 : Ant 1 5G WIFI 11N CH140

	Freq	Cable Loss	Ant Factor	Preamp Factor	Read Level	Limit Level	Over Limit	Remark
	MHz	dB	dB/m	dB	dBuV	dBuV/m	dBuV/m	dB
1	1148.823	4.21	24.22	38.70	48.93	38.66	74.00	-35.34 peak
2	1634.543	5.31	26.40	38.70	45.69	38.70	68.20	-29.50 peak
3	3946.885	6.93	33.46	38.09	46.73	49.03	74.00	-24.97 peak
4	7898.049	9.96	36.54	38.29	42.22	50.43	68.20	-17.77 peak
5	11400.000	12.04	38.02	36.52	36.84	50.38	74.00	-23.62 peak
6	pp17100.000	16.49	42.92	38.17	30.43	51.67	68.20	-16.53 peak

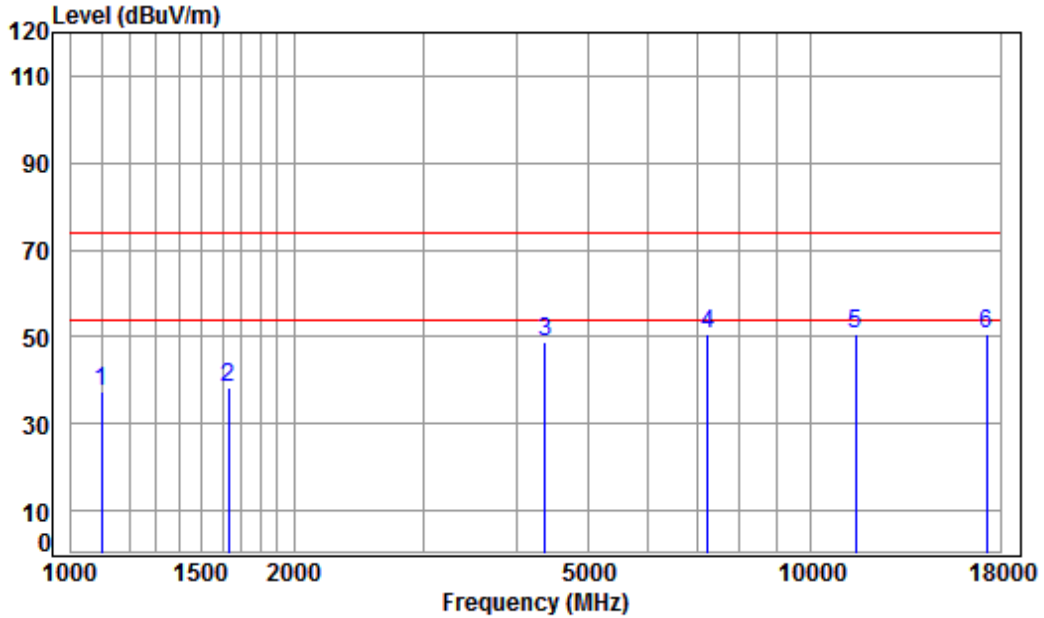


SGS-CSTC Standards Technical Services Co., Ltd.
Shenzhen Branch

Report No.: SZEM180100021802

Page: 65 of 818

Test mode:	802.11n(HT20)	Frequency(MHz):	5745	Peak	Vertical
------------	---------------	-----------------	------	------	----------



Condition: 3m VERTICAL

Job No : 0217RG

Mode : 5745 TX RSE

: Ant 1 5G WIFI 11N CH149

	Freq	Cable Loss	Ant Factor	Preamp Factor	Read Level	Limit Level	Over Limit	Remark
	MHz	dB	dB/m	dB	dBuV	dBuV/m	dBuV/m	dB
1	1100.079	4.00	23.96	38.70	48.20	37.46	74.00	-36.54 peak
2	1629.825	5.31	26.38	38.70	45.33	38.32	74.00	-35.68 peak
3	4367.058	7.41	33.60	38.14	45.79	48.66	74.00	-25.34 peak
4	7242.052	10.07	36.40	38.23	42.33	50.57	74.00	-23.43 peak
5	pp11490.000	12.13	38.09	36.55	36.96	50.63	74.00	-23.37 peak
6	17235.000	16.18	43.08	38.13	29.40	50.53	74.00	-23.47 peak

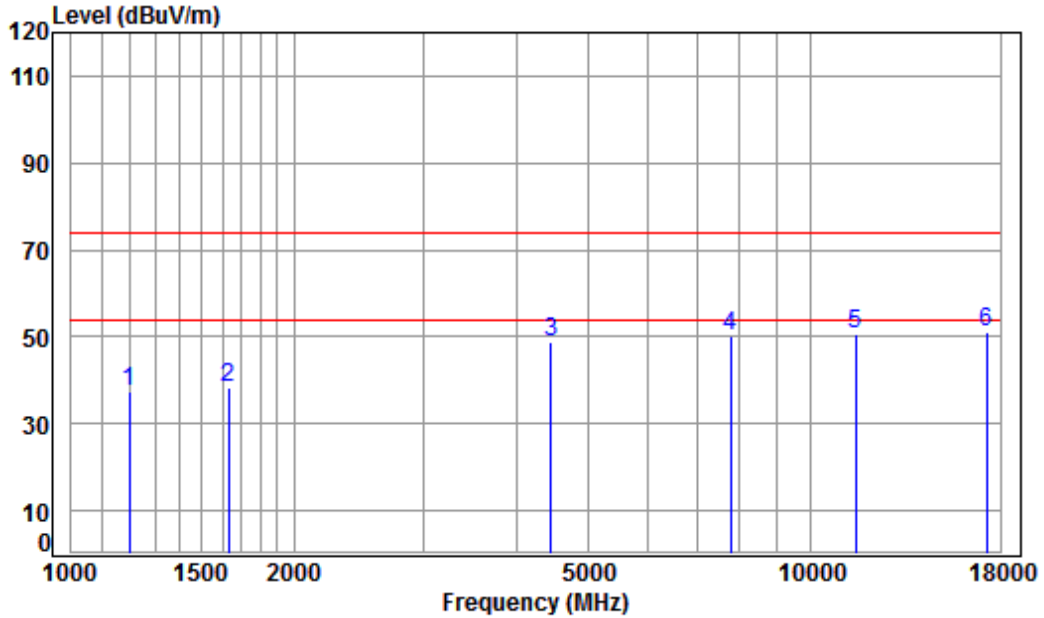


SGS-CSTC Standards Technical Services Co., Ltd.
Shenzhen Branch

Report No.: SZEM180100021802

Page: 66 of 818

Test mode:	802.11n(HT20)	Frequency(MHz):	5745	Peak	Horizontal
------------	---------------	-----------------	------	------	------------



Condition: 3m HORIZONTAL

Job No : 0217RG

Mode : 5745 TX RSE

: Ant 1 5G WIFI 11N CH149

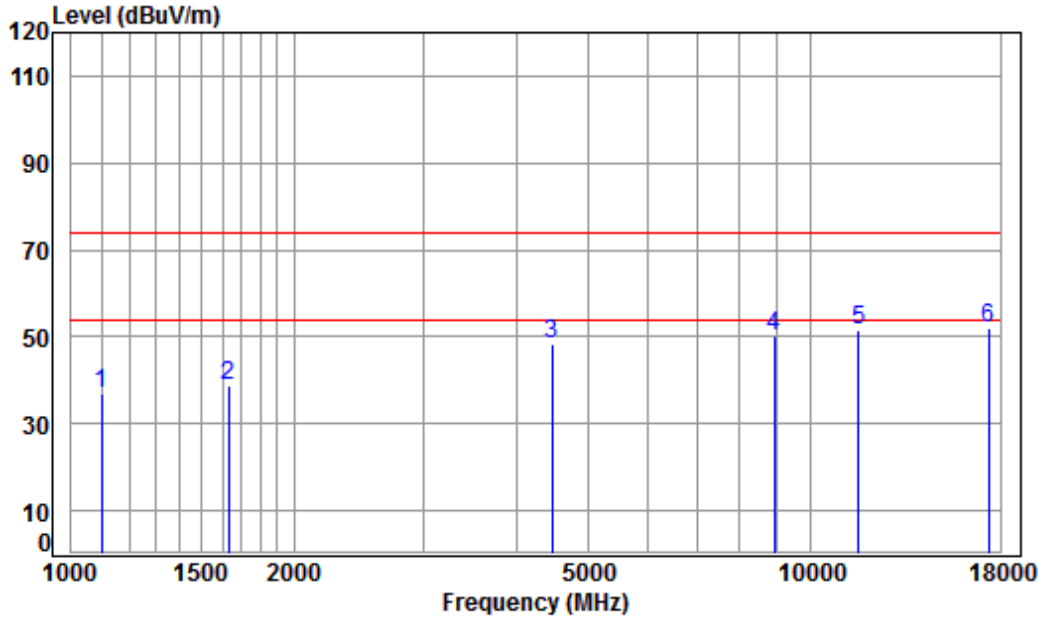
	Freq	Cable Loss	Ant Factor	Preamp Factor	Read Level	Limit Level	Over Limit	Remark
	MHz	dB	dB/m	dB	dBuV	dBuV/m	dBuV/m	dB
1	1199.726	4.42	24.48	38.70	47.38	37.58	74.00	-36.42 peak
2	1634.543	5.31	26.40	38.70	45.15	38.16	74.00	-35.84 peak
3	4456.315	7.51	33.60	38.15	45.78	48.74	74.00	-25.26 peak
4	7784.729	9.97	36.47	38.28	42.06	50.22	74.00	-23.78 peak
5	11490.000	12.13	38.09	36.55	37.12	50.79	74.00	-23.21 peak
6	pp17235.000	16.18	43.08	38.13	29.79	50.92	74.00	-23.08 peak



SGS-CSTC Standards Technical Services Co., Ltd.
Shenzhen Branch

Report No.: SZEM180100021802
 Page: 67 of 818

Test mode:	802.11n(HT20)	Frequency(MHz):	5785	Peak	Vertical
------------	---------------	-----------------	------	------	----------



Condition: 3m VERTICAL

Job No : 0217RG

Mode : 5785 TX RSE

: Ant 1 5G WIFI 11N CH157

	Freq	Cable Loss	Ant Factor	Preamp Factor	Read Level	Limit Level	Over Line	Over Limit	Remark
	MHz	dB	dB/m	dB	dBuV	dBuV/m	dBuV/m	dB	
1	1100.079	4.00	23.96	38.70	47.82	37.08	74.00	-36.92	peak
2	1634.543	5.31	26.40	38.70	45.92	38.93	74.00	-35.07	peak
3	4469.214	7.53	33.60	38.15	45.39	48.37	74.00	-25.63	peak
4	8917.462	10.38	36.50	38.21	41.64	50.31	74.00	-23.69	peak
5	11570.000	12.17	38.17	36.57	37.95	51.72	74.00	-22.28	peak
6	pp17355.000	15.92	43.23	38.09	30.77	51.83	74.00	-22.17	peak

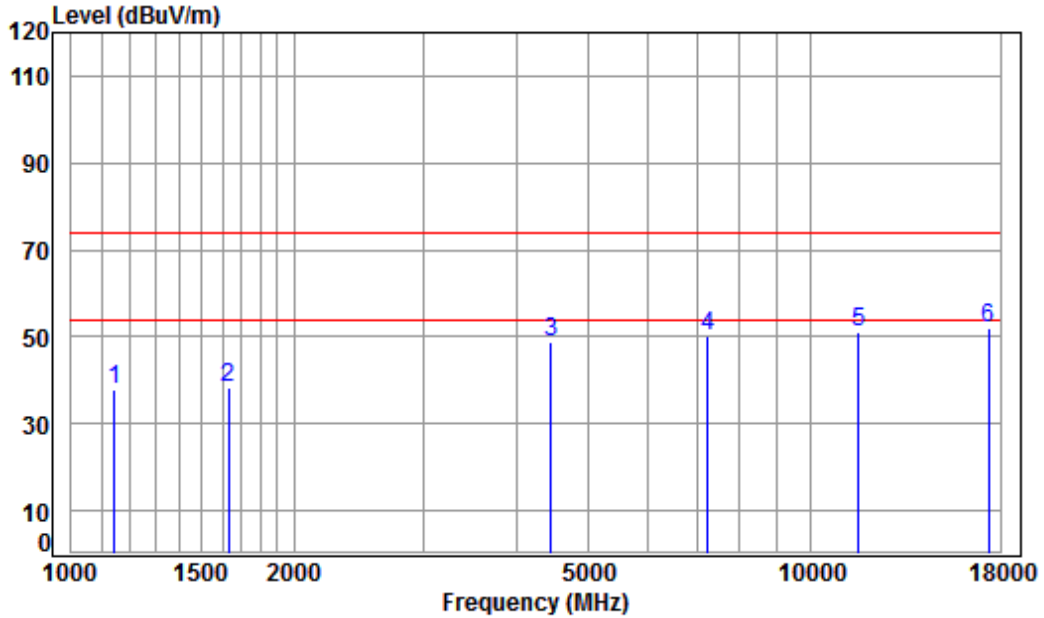


SGS-CSTC Standards Technical Services Co., Ltd.
Shenzhen Branch

Report No.: SZEM180100021802

Page: 68 of 818

Test mode:	802.11n(HT20)	Frequency(MHz):	5785	Peak	Horizontal
------------	---------------	-----------------	------	------	------------



Condition: 3m HORIZONTAL

Job No : 0217RG

Mode : 5785 TX RSE

: Ant 1 5G WIFI 11N CH157

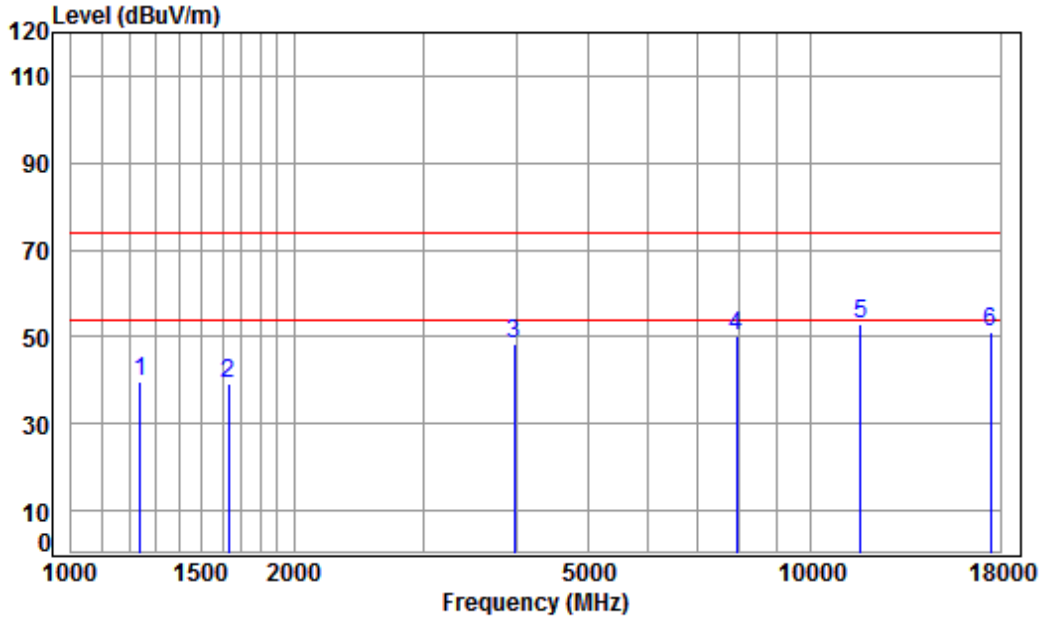
	Freq	Cable Loss	Ant Factor	Preamp Factor	Read Level	Limit Level	Over Limit	Remark
	MHz	dB	dB/m	dB	dBuV	dBuV/m	dBuV/m	dB
1	1145.507	4.20	24.20	38.70	48.16	37.86	74.00	-36.14 peak
2	1634.543	5.31	26.40	38.70	45.29	38.30	74.00	-35.70 peak
3	4456.315	7.51	33.60	38.15	45.78	48.74	74.00	-25.26 peak
4	7242.052	10.07	36.40	38.23	41.89	50.13	74.00	-23.87 peak
5	11570.000	12.17	38.17	36.57	37.31	51.08	74.00	-22.92 peak
6	pp17355.000	15.92	43.23	38.09	30.82	51.88	74.00	-22.12 peak



SGS-CSTC Standards Technical Services Co., Ltd.
Shenzhen Branch

Report No.: SZEM180100021802
 Page: 69 of 818

Test mode:	802.11n(HT20)	Frequency(MHz):	5825	Peak	Vertical
------------	---------------	-----------------	------	------	----------



Condition: 3m VERTICAL

Job No : 0217RG

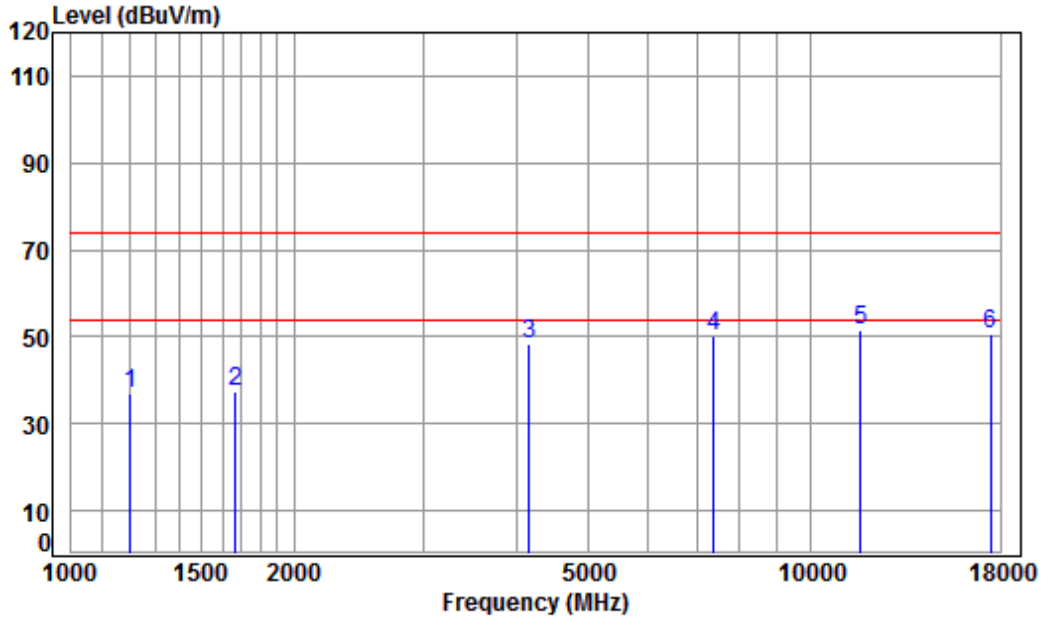
Mode : 5825 TX RSE

: Ant 1 5G WIFI 11N CH165

	Freq	Cable Loss	Ant Factor	Preamp Factor	Read Level	Limit Level	Over Limit	Remark
	MHz	dB	dB/m	dB	dBuV	dBuV/m	dBuV/m	dB
1	1238.483	4.57	24.67	38.70	49.27	39.81	74.00	-34.19 peak
2	1629.825	5.31	26.38	38.70	46.40	39.39	74.00	-34.61 peak
3	3969.767	6.95	33.52	38.09	46.09	48.47	74.00	-25.53 peak
4	7920.911	9.96	36.55	38.29	42.07	50.29	74.00	-23.71 peak
5	pp11650.000	12.20	38.25	36.60	38.91	52.76	74.00	-21.24 peak
6	17475.000	15.65	43.37	38.06	30.06	51.02	74.00	-22.98 peak



Test mode:	802.11n(HT20)	Frequency(MHz):	5825	Peak	Horizontal
------------	---------------	-----------------	------	------	------------



Condition: 3m HORIZONTAL

Job No : 0217RG

Mode : 5825 TX RSE

: Ant 1 5G WIFI 11N CH165

	Freq	Cable Loss	Ant Factor	Preamp Factor	Read Level	Limit Level	Over Line	Over Limit	Remark
	MHz	dB	dB/m	dB	dBuV	dBuV/m	dBuV/m	dB	
1	1203.199	4.43	24.49	38.70	46.72	36.94	74.00	-37.06	peak
2	1667.951	5.27	26.54	38.70	44.52	37.63	74.00	-36.37	peak
3	4157.664	7.17	33.60	38.12	45.91	48.56	74.00	-25.44	peak
4	7390.070	10.03	36.34	38.24	41.96	50.09	74.00	-23.91	peak
5	pp11650.000	12.20	38.25	36.60	37.88	51.73	74.00	-22.27	peak
6	17475.000	15.65	43.37	38.06	29.89	50.85	74.00	-23.15	peak

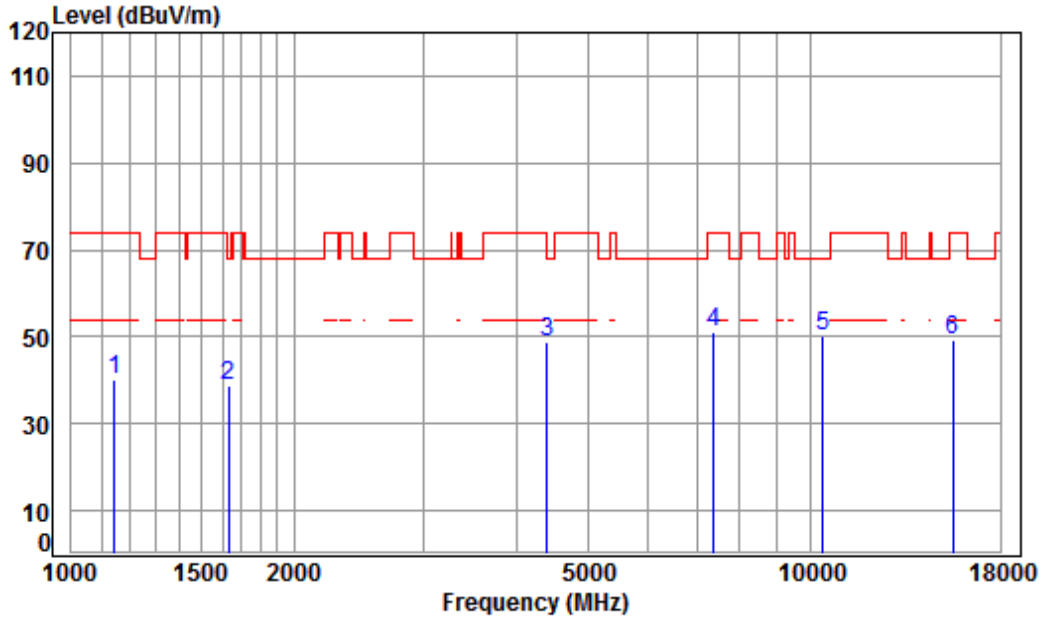


SGS-CSTC Standards Technical Services Co., Ltd.
Shenzhen Branch

Report No.: SZEM180100021802

Page: 71 of 818

Test mode:	802.11ac(HT20)	Frequency(MHz):	5180	Peak	Vertical
------------	----------------	-----------------	------	------	----------



Condition: 3m VERTICAL

Job No : 0217RG

Mode : 5180 TX RSE

: Ant 1 5G WIFI 11AC CH36

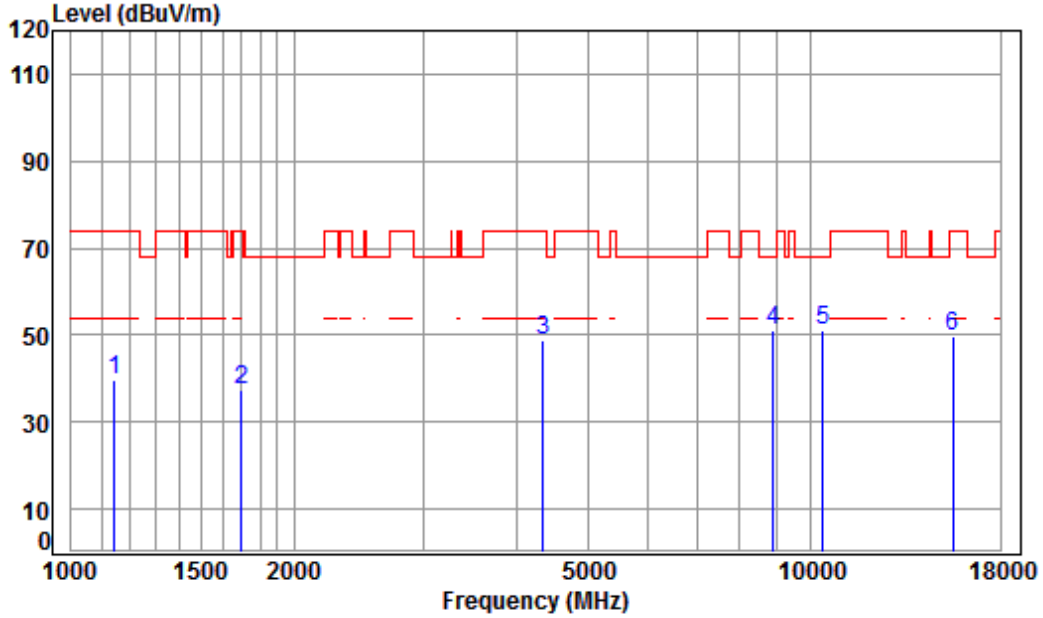
	Freq	Cable Loss	Ant Factor	Preamp Factor	Read Level	Limit Level	Over Line	Over Limit	Remark
	MHz	dB	dB/m	dB	dBuV	dBuV/m	dBuV/m	dB	
1	1145.507	4.20	24.20	38.70	50.24	39.94	74.00	-34.06	peak
2	1629.825	5.31	26.38	38.70	45.88	38.87	68.20	-29.33	peak
3	4392.376	7.44	33.60	38.14	45.93	48.83	74.00	-25.17	peak
4	7390.070	10.03	36.34	38.24	42.99	51.12	74.00	-22.88	peak
5	pp10360.000	11.19	37.24	36.34	38.26	50.35	68.20	-17.85	peak
6	15540.000	14.30	41.38	38.12	31.71	49.27	74.00	-24.73	peak



SGS-CSTC Standards Technical Services Co., Ltd.
Shenzhen Branch

Report No.: SZEM180100021802
 Page: 72 of 818

Test mode:	802.11ac(HT20)	Frequency(MHz):	5180	Peak	Horizontal
------------	----------------	-----------------	------	------	------------



Condition: 3m HORIZONTAL
 Job No : 0217RG
 Mode : 5180 TX RSE
 : Ant 1 5G WIFI 11AC CH36

	Freq	Cable Loss	Ant Factor	Preamp Factor	Read Level	Limit Level	Limit Line	Over Limit	Remark
	MHz	dB	dB/m	dB	dBuV	dBuV/m	dBuV/m	dB	
1	1145.507	4.20	24.20	38.70	49.79	39.49	74.00	-34.51	peak
2	1697.129	5.23	26.66	38.70	44.28	37.47	74.00	-36.53	peak
3	4341.886	7.38	33.60	38.14	45.88	48.72	74.00	-25.28	peak
4	8891.725	10.37	36.47	38.21	42.25	50.88	68.20	-17.32	peak
5	pp10360.000	11.19	37.24	36.34	38.98	51.07	68.20	-17.13	peak
6	15540.000	14.30	41.38	38.12	32.14	49.70	74.00	-24.30	peak

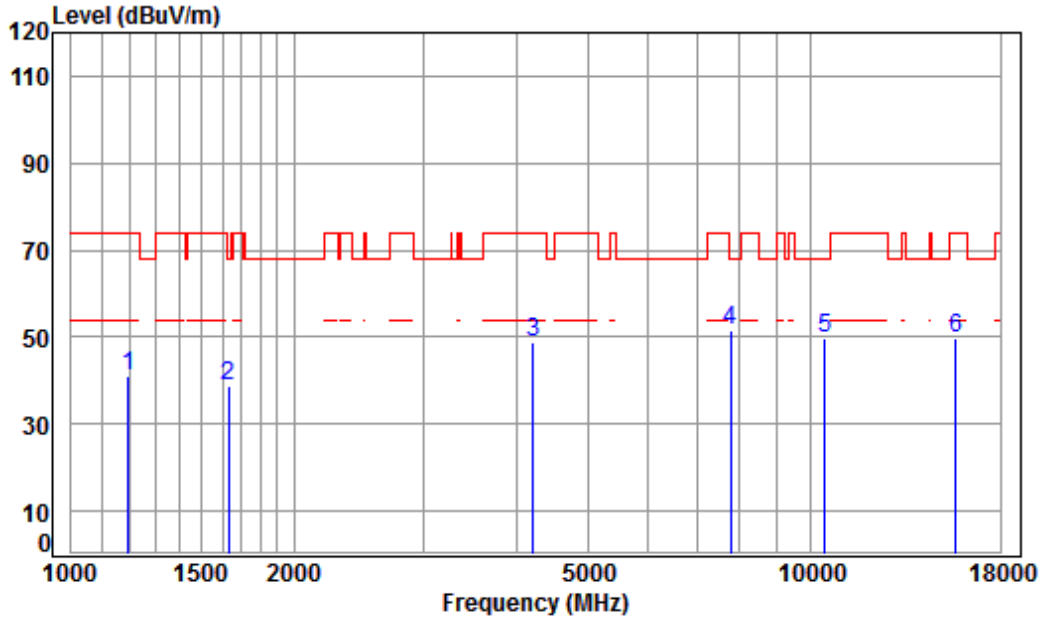


SGS-CSTC Standards Technical Services Co., Ltd.
Shenzhen Branch

Report No.: SZEM180100021802

Page: 73 of 818

Test mode:	802.11ac(HT20)	Frequency(MHz):	5220	Peak	Vertical
------------	----------------	-----------------	------	------	----------



Condition: 3m VERTICAL

Job No : 0217RG

Mode : 5220 TX RSE

: Ant 1 5G WIFI 11AC CH44

	Freq	Cable Loss	Ant Factor	Preamp Factor	Read Level	Limit Level	Limit Line	Over Limit	Remark
	MHz	dB	dB/m	dB	dBuV	dBuV/m	dBuV/m	dB	
1	1196.264	4.40	24.46	38.70	51.04	41.20	74.00	-32.80	peak
2	1629.825	5.31	26.38	38.70	45.81	38.80	68.20	-29.40	peak
3	4206.011	7.23	33.60	38.12	46.16	48.87	74.00	-25.13	peak
4	pp 7784.729	9.97	36.47	38.28	43.29	51.45	68.20	-16.75	peak
5	10440.000	11.25	37.16	36.35	37.66	49.72	68.20	-18.48	peak
6	15660.000	14.48	41.34	38.03	32.03	49.82	74.00	-24.18	peak

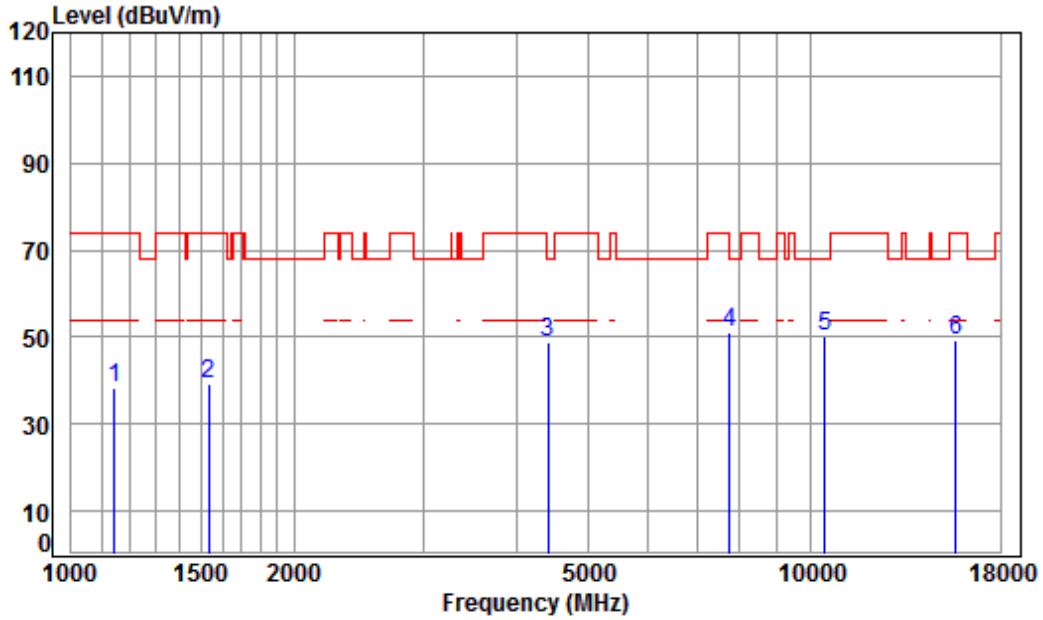


SGS-CSTC Standards Technical Services Co., Ltd.
Shenzhen Branch

Report No.: SZEM180100021802

Page: 74 of 818

Test mode:	802.11ac(HT20)	Frequency(MHz):	5220	Peak	Horizontal
------------	----------------	-----------------	------	------	------------



Condition: 3m HORIZONTAL

Job No : 0217RG

Mode : 5220 TX RSE

: Ant 1 5G WIFI 11AC CH44

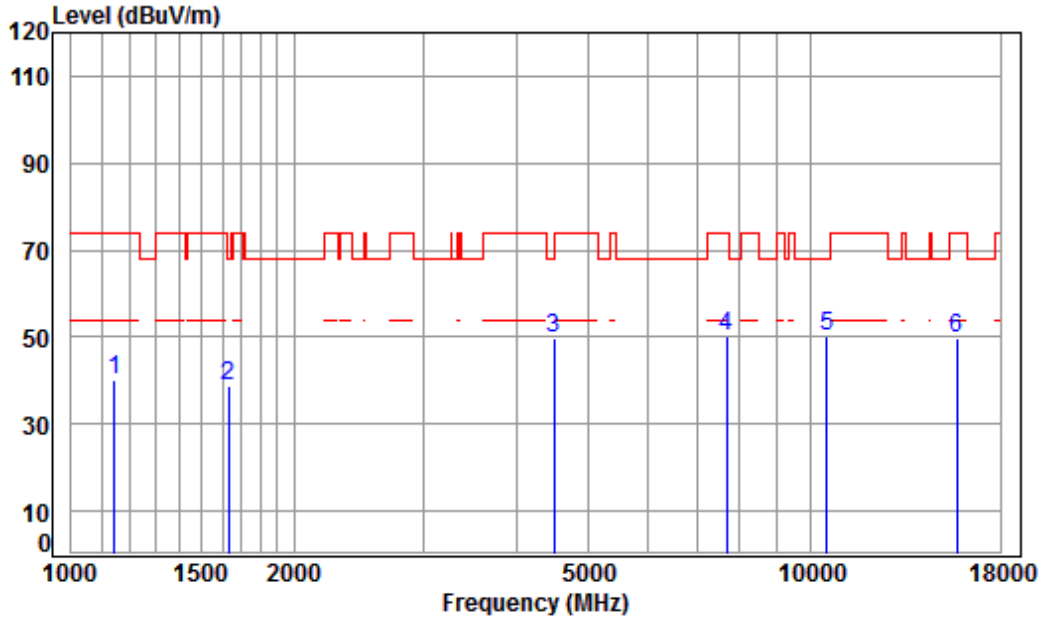
	Freq	Cable Loss	Ant Factor	Preamp Factor	Read Level	Limit Level	Over Line	Over Limit	Remark
	MHz	dB	dB/m	dB	dBuV	dBuV/m	dBuV/m	dB	
1	1145.507	4.20	24.20	38.70	48.81	38.51	74.00	-35.49	peak
2	1533.841	5.44	25.96	38.70	46.32	39.02	74.00	-34.98	peak
3	4405.090	7.46	33.60	38.14	45.76	48.68	68.20	-19.52	peak
4	pp 7762.260	9.97	36.46	38.28	42.86	51.01	68.20	-17.19	peak
5	10440.000	11.25	37.16	36.35	38.12	50.18	68.20	-18.02	peak
6	15660.000	14.48	41.34	38.03	31.69	49.48	74.00	-24.52	peak



SGS-CSTC Standards Technical Services Co., Ltd.
Shenzhen Branch

Report No.: SZEM180100021802
 Page: 75 of 818

Test mode:	802.11ac(HT20)	Frequency(MHz):	5240	Peak	Vertical
------------	----------------	-----------------	------	------	----------



Condition: 3m VERTICAL
 Job No : 0217RG
 Mode : 5240 TX RSE
 : Ant 1 5G WIFI 11AC CH48

	Freq	Cable Loss	Ant Factor	Preamp Factor	Read Level	Limit Level	Limit Line	Over Limit	Remark
	MHz	dB	dB/m	dB	dBuV	dBuV/m	dBuV/m	dB	
1	1145.507	4.20	24.20	38.70	50.60	40.30	74.00	-33.70	peak
2	1629.825	5.31	26.38	38.70	45.81	38.80	68.20	-29.40	peak
3	4495.125	7.55	33.60	38.15	46.89	49.89	68.20	-18.31	peak
4	7695.244	9.98	36.42	38.27	42.17	50.30	74.00	-23.70	peak
5	pp10480.000	11.28	37.12	36.35	38.25	50.30	68.20	-17.90	peak
6	15720.000	14.57	41.31	37.99	31.69	49.58	74.00	-24.42	peak

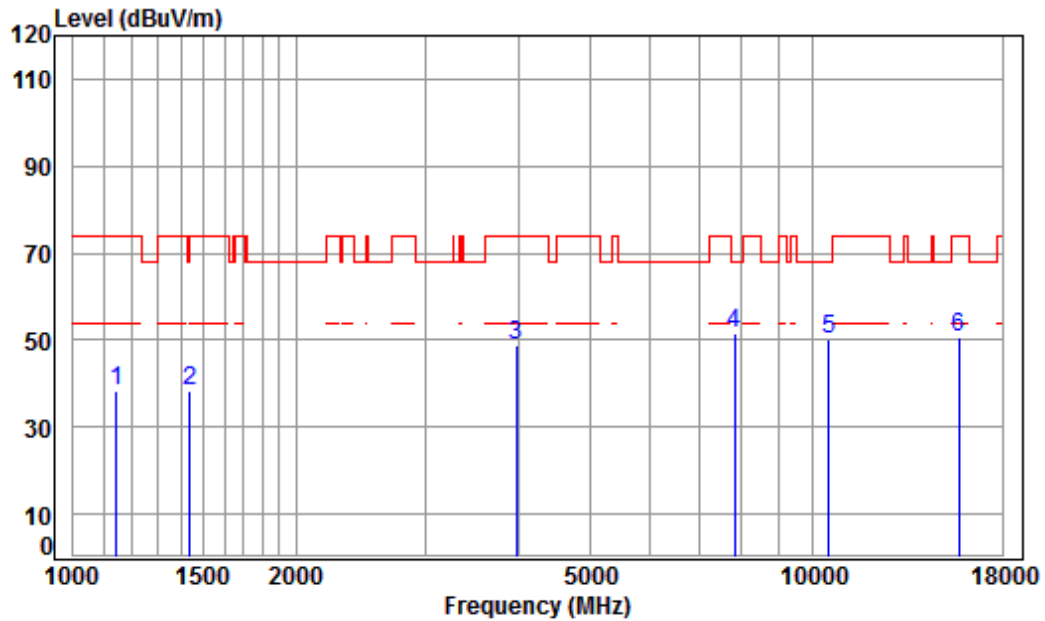


SGS-CSTC Standards Technical Services Co., Ltd. Shenzhen Branch

Report No.: SZEM180100021802

Page: 76 of 818

Test mode:	802.11ac(HT20)	Frequency(MHz):	5240	Peak	Horizontal
------------	----------------	-----------------	------	------	------------



Condition: 3m HORIZONTAL

Job No : 0217RG

Mode : 5240 TX RSE

: Ant 1 5G WIFI 11AC CH48

	Freq	Cable Loss	Ant Factor	Preamp Factor	Read Level	Limit Level	Over Line	Over Limit	Remark
	MHz	dB	dB/m	dB	dBuV	dBuV/m	dBuV/m	dB	
1	1145.507	4.20	24.20	38.70	48.74	38.44	74.00	-35.56	peak
2	1439.343	5.28	25.56	38.70	46.19	38.33	74.00	-35.67	peak
3	3969.767	6.95	33.52	38.09	46.33	48.71	74.00	-25.29	peak
4	pp 7829.860	9.97	36.50	38.28	43.46	51.65	68.20	-16.55	peak
5	10480.000	11.28	37.12	36.35	38.34	50.39	68.20	-17.81	peak
6	15720.000	14.57	41.31	37.99	32.67	50.56	74.00	-23.44	peak

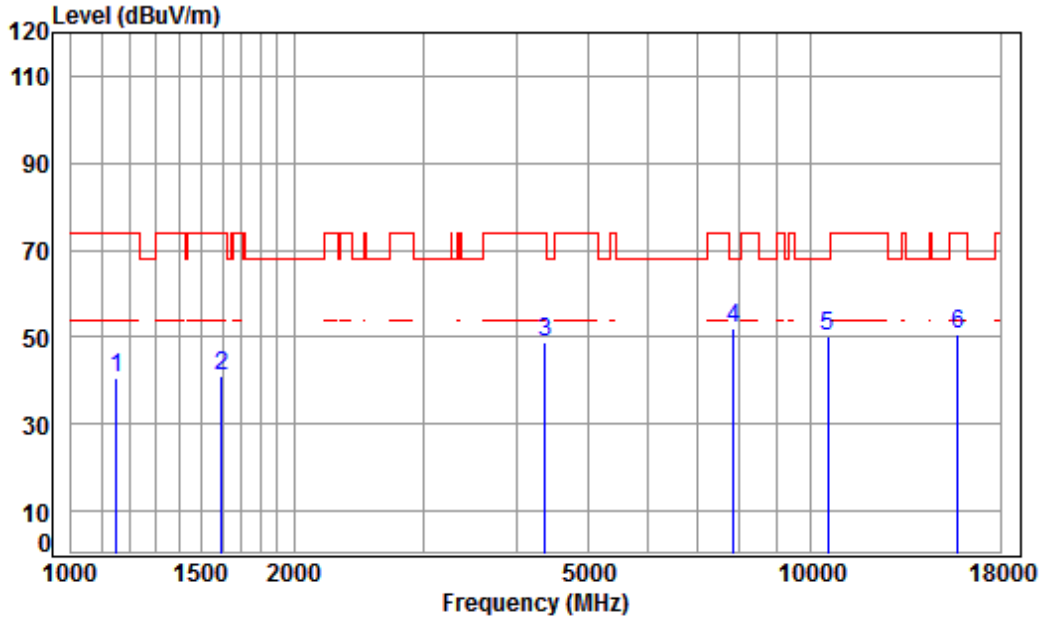


SGS-CSTC Standards Technical Services Co., Ltd.
Shenzhen Branch

Report No.: SZEM180100021802

Page: 77 of 818

Test mode:	802.11ac(HT20)	Frequency(MHz):	5260	Peak	Vertical
------------	----------------	-----------------	------	------	----------



Condition: 3m VERTICAL

Job No : 0217RG

Mode : 5260 TX RSE

: Ant 1 5G WIFI 11AC CH52

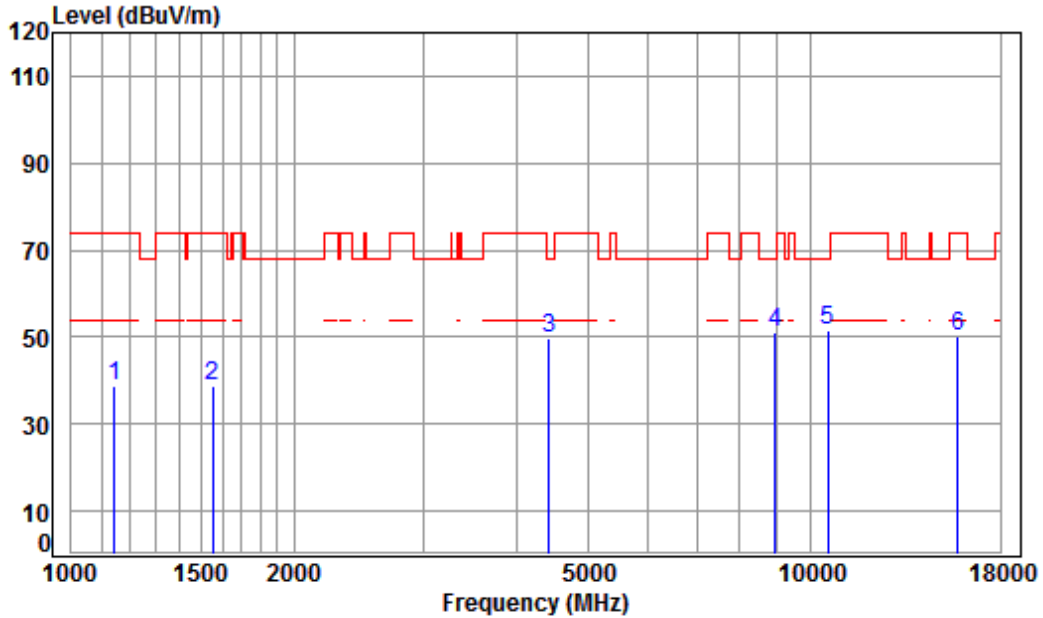
	Freq	Cable Loss	Ant Factor	Preamp Factor	Read Level	Limit Level	Limit Line	Over Limit	Remark
	MHz	dB	dB/m	dB	dBuV	dBuV/m	dBuV/m	dB	
1	1152.148	4.22	24.24	38.70	50.65	40.41	74.00	-33.59	peak
2	1597.181	5.35	26.24	38.70	47.95	40.84	74.00	-33.16	peak
3	4367.058	7.41	33.60	38.14	46.00	48.87	74.00	-25.13	peak
4 pp	7852.524	9.96	36.51	38.29	43.63	51.81	68.20	-16.39	peak
5	10520.000	11.30	37.12	36.35	38.03	50.10	68.20	-18.10	peak
6	15780.000	14.66	41.29	37.95	32.70	50.70	74.00	-23.30	peak



SGS-CSTC Standards Technical Services Co., Ltd.
Shenzhen Branch

Report No.: SZEM180100021802
 Page: 78 of 818

Test mode:	802.11ac(HT20)	Frequency(MHz):	5260	Peak	Horizontal
------------	----------------	-----------------	------	------	------------



Condition: 3m HORIZONTAL
 Job No : 0217RG
 Mode : 5260 TX RSE
 : Ant 1 5G WIFI 11AC CH52

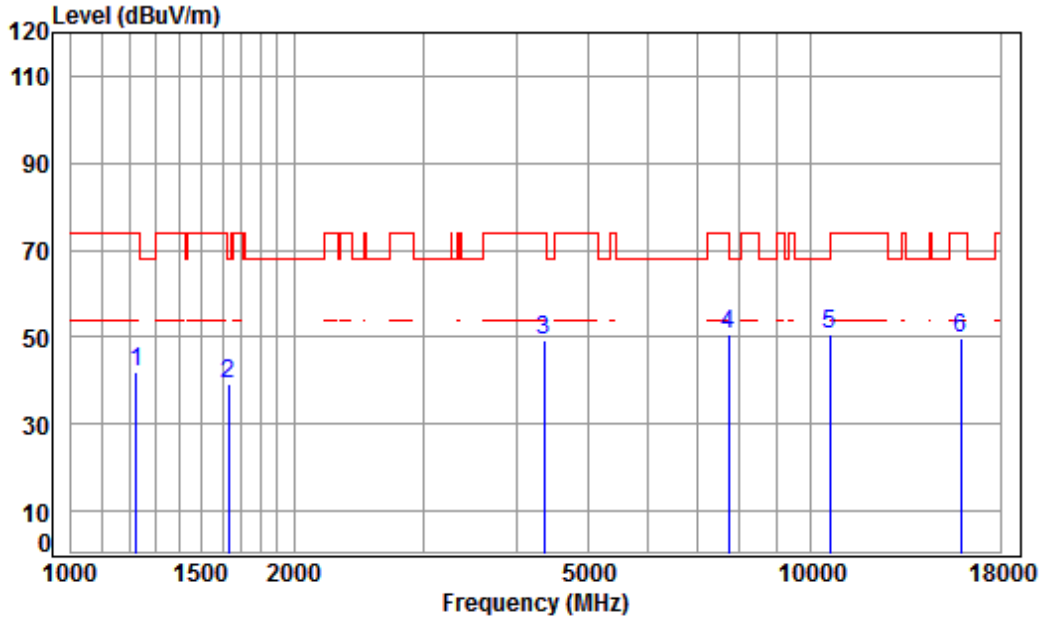
	Freq	Cable Loss	Ant Factor	Preamp Factor	Read Level	Limit Level	Limit Line	Over Limit	Remark
	MHz	dB	dB/m	dB	dBuV	dBuV/m	dBuV/m	dB	
1	1145.507	4.20	24.20	38.70	48.96	38.66	74.00	-35.34	peak
2	1551.677	5.41	26.04	38.70	45.94	38.69	74.00	-35.31	peak
3	4417.841	7.47	33.60	38.14	46.58	49.51	68.20	-18.69	peak
4	8943.274	10.39	36.53	38.21	42.49	51.20	68.20	-17.00	peak
5	pp10520.000	11.30	37.12	36.35	39.50	51.57	68.20	-16.63	peak
6	15780.000	14.66	41.29	37.95	32.20	50.20	74.00	-23.80	peak



SGS-CSTC Standards Technical Services Co., Ltd.
Shenzhen Branch

Report No.: SZEM180100021802
 Page: 79 of 818

Test mode:	802.11ac(HT20)	Frequency(MHz):	5300	Peak	Vertical
------------	----------------	-----------------	------	------	----------



Condition: 3m VERTICAL
 Job No : 0217RG
 Mode : 5300 TX RSE
 : Ant 1 5G WIFI 11AC CH60

	Freq	Cable Loss	Ant Factor	Preamp Factor	Read Level	Limit Level	Limit Line	Over Limit	Remark
	MHz	dB	dB/m	dB	dBuV	dBuV/m	dBuV/m	dB	
1	1224.247	4.51	24.60	38.70	51.54	41.95	74.00	-32.05	peak
2	1634.543	5.31	26.40	38.70	46.07	39.08	68.20	-29.12	peak
3	4354.454	7.40	33.60	38.14	46.46	49.32	74.00	-24.68	peak
4	7739.857	9.98	36.45	38.28	42.38	50.53	74.00	-23.47	peak
5	pp10600.000	11.36	37.22	36.36	38.64	50.86	68.20	-17.34	peak
6	15900.000	14.84	41.24	37.87	31.37	49.58	74.00	-24.42	peak

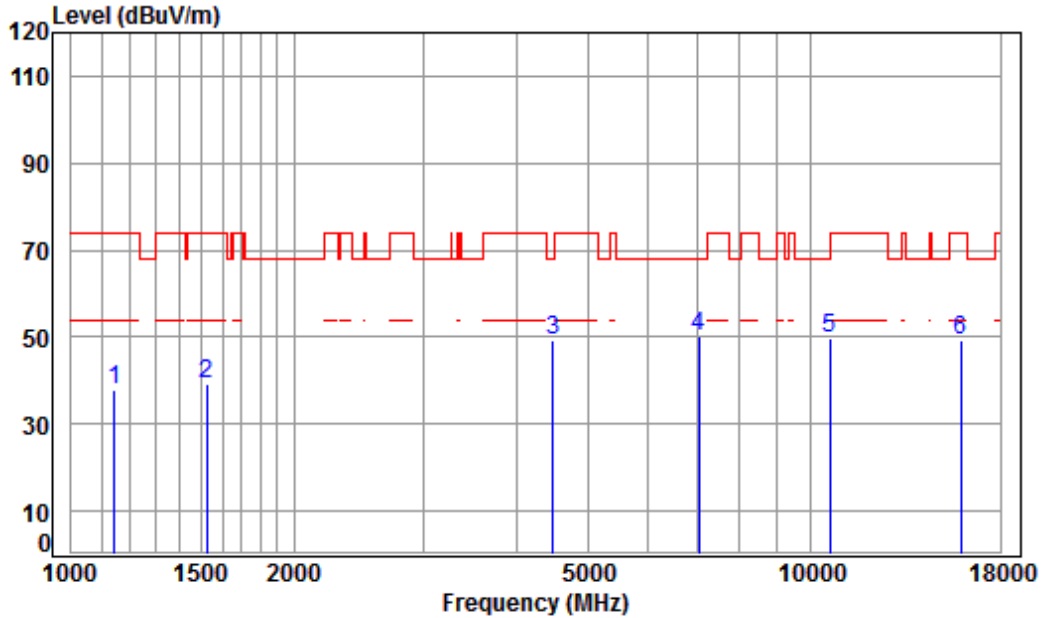


SGS-CSTC Standards Technical Services Co., Ltd.
Shenzhen Branch

Report No.: SZEM180100021802

Page: 80 of 818

Test mode:	802.11ac(HT20)	Frequency(MHz):	5300	Peak	Horizontal
------------	----------------	-----------------	------	------	------------



Condition: 3m HORIZONTAL
 Job No : 0217RG
 Mode : 5300 TX RSE
 : Ant 1 5G WIFI 11AC CH60

	Freq	Cable Loss	Ant Factor	Preamp Factor	Read Level	Limit Level	Over Line	Limit	Remark
	MHz	dB	dB/m	dB	dBuV	dBuV/m	dBuV/m	dB	
1	1145.507	4.20	24.20	38.70	48.30	38.00	74.00	-36.00	peak
2	1525.000	5.45	25.91	38.70	46.40	39.06	74.00	-34.94	peak
3	4482.150	7.54	33.60	38.15	46.07	49.06	68.20	-19.14	peak
4	pp 7056.092	10.11	36.48	38.21	41.84	50.22	68.20	-17.98	peak
5	10600.000	11.36	37.22	36.36	37.70	49.92	68.20	-18.28	peak
6	15900.000	14.84	41.24	37.87	31.26	49.47	74.00	-24.53	peak

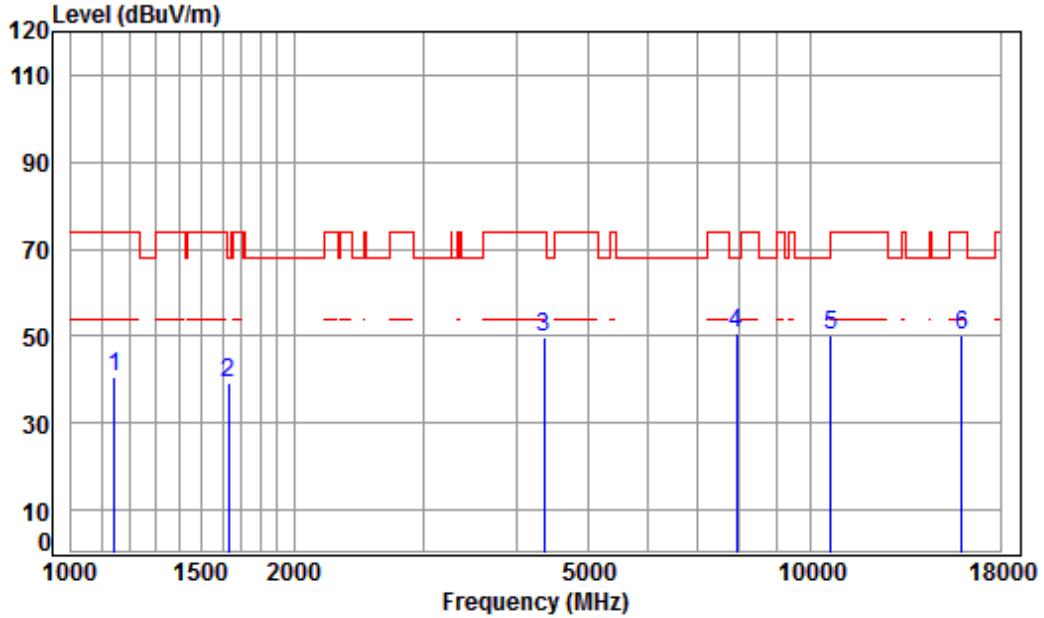


SGS-CSTC Standards Technical Services Co., Ltd.
Shenzhen Branch

Report No.: SZEM180100021802

Page: 81 of 818

Test mode:	802.11ac(HT20)	Frequency(MHz):	5320	Peak	Vertical
------------	----------------	-----------------	------	------	----------



Condition: 3m VERTICAL
 Job No : 0217RG
 Mode : 5320 TX RSE
 : Ant 1 5G WIFI 11AC CH64

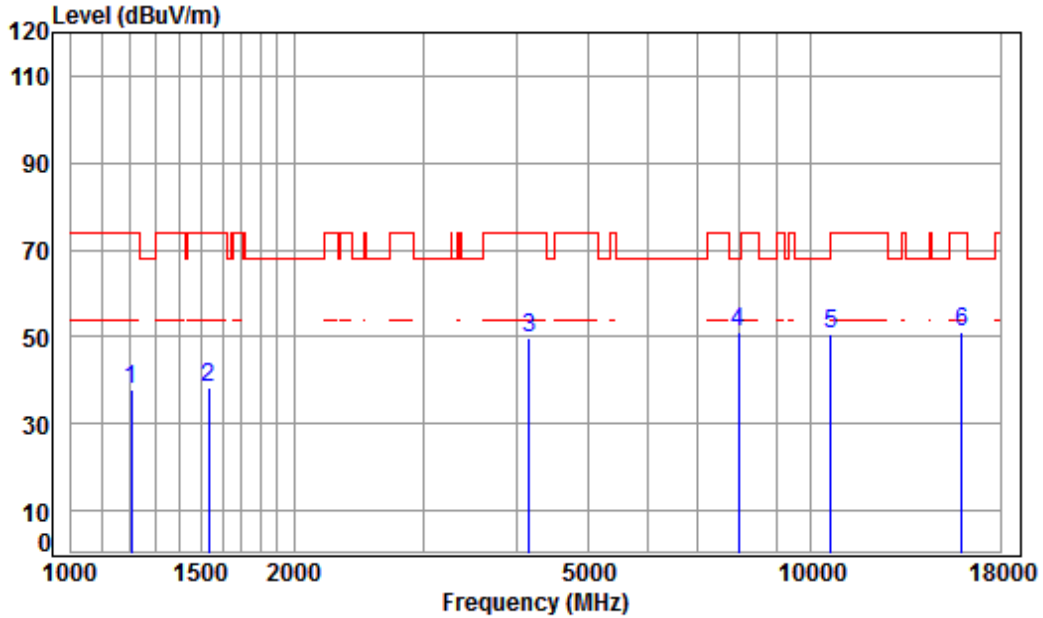
	Freq	Cable Loss	Ant Factor	Preamp Factor	Read Level	Limit Level	Over Limit	Remark
	MHz	dB	dB/m	dB	dBuV	dBuV/m	dBuV/m	dB
1	1145.507	4.20	24.20	38.70	50.70	40.40	74.00	-33.60 peak
2	1634.543	5.31	26.40	38.70	46.26	39.27	68.20	-28.93 peak
3	4354.454	7.40	33.60	38.14	46.83	49.69	74.00	-24.31 peak
4 pp	7920.911	9.96	36.55	38.29	42.55	50.77	68.20	-17.43 peak
5	10640.000	11.39	37.27	36.37	37.90	50.19	74.00	-23.81 peak
6	15960.000	14.93	41.22	37.83	32.00	50.32	74.00	-23.68 peak



SGS-CSTC Standards Technical Services Co., Ltd.
Shenzhen Branch

Report No.: SZEM180100021802
 Page: 82 of 818

Test mode:	802.11ac(HT20)	Frequency(MHz):	5320	Peak	Horizontal
------------	----------------	-----------------	------	------	------------



Condition: 3m HORIZONTAL
 Job No : 0217RG
 Mode : 5320 TX RSE
 : Ant 1 5G WIFI 11AC CH64

	Freq	Cable Loss	Ant Factor	Preamp Factor	Read Level	Limit Level	Over Line	Over Limit	Remark
	MHz	dB	dB/m	dB	dBuV	dBuV/m	dBuV/m	dB	
1	1206.682	4.44	24.51	38.70	47.53	37.78	74.00	-36.22	peak
2	1533.841	5.44	25.96	38.70	45.84	38.54	74.00	-35.46	peak
3	4157.664	7.17	33.60	38.12	46.99	49.64	74.00	-24.36	peak
4 pp	7966.832	9.95	36.58	38.30	42.65	50.88	68.20	-17.32	peak
5	10640.000	11.39	37.27	36.37	38.14	50.43	74.00	-23.57	peak
6	15960.000	14.93	41.22	37.83	32.72	51.04	74.00	-22.96	peak

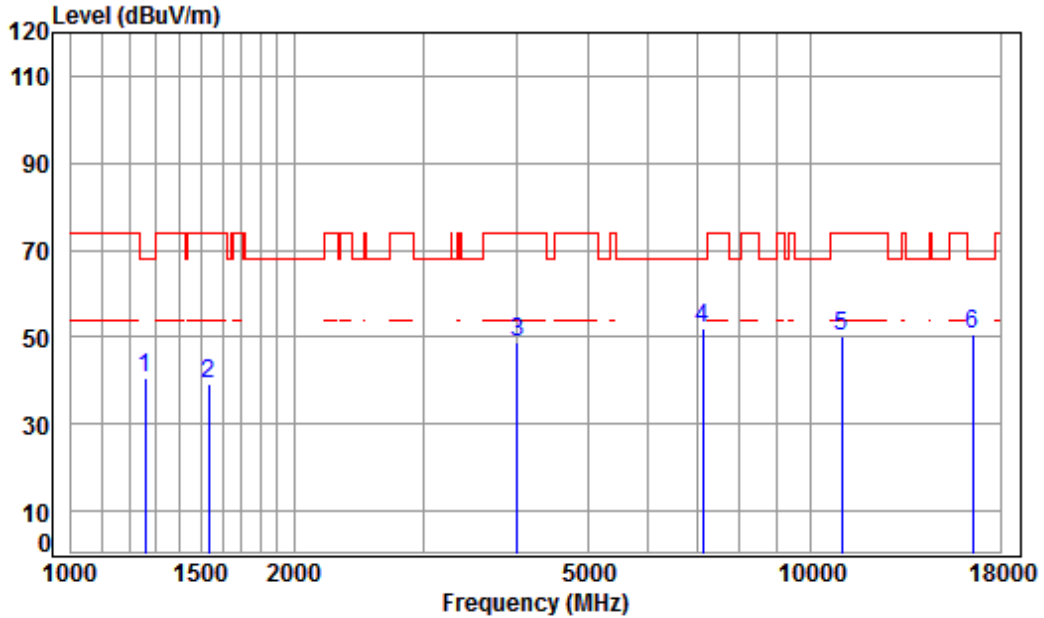


SGS-CSTC Standards Technical Services Co., Ltd.
Shenzhen Branch

Report No.: SZEM180100021802

Page: 83 of 818

Test mode:	802.11ac(HT20)	Frequency(MHz):	5500	Peak	Vertical
------------	----------------	-----------------	------	------	----------



Condition: 3m VERTICAL

Job No : 0217RG

Mode : 5500 TX RSE

: Ant 1 5G WIFI 11AC CH100

	Freq	Cable Loss	Ant Factor	Preamp Factor	Read Level	Limit Level	Over Line	Over Limit	Remark
	MHz	dB	dB/m	dB	dBuV	dBuV/m	dBuV/m	dB	
1	1260.149	4.65	24.77	38.70	49.99	40.71	68.20	-27.49	peak
2	1533.841	5.44	25.96	38.70	46.40	39.10	74.00	-34.90	peak
3	4004.339	6.99	33.60	38.10	46.53	49.02	74.00	-24.98	peak
4	pp 7138.144	10.09	36.44	38.21	43.49	51.81	68.20	-16.39	peak
5	11000.000	11.63	37.70	36.40	37.44	50.37	74.00	-23.63	peak
6	16500.000	14.50	42.70	38.00	31.59	50.79	68.20	-17.41	peak

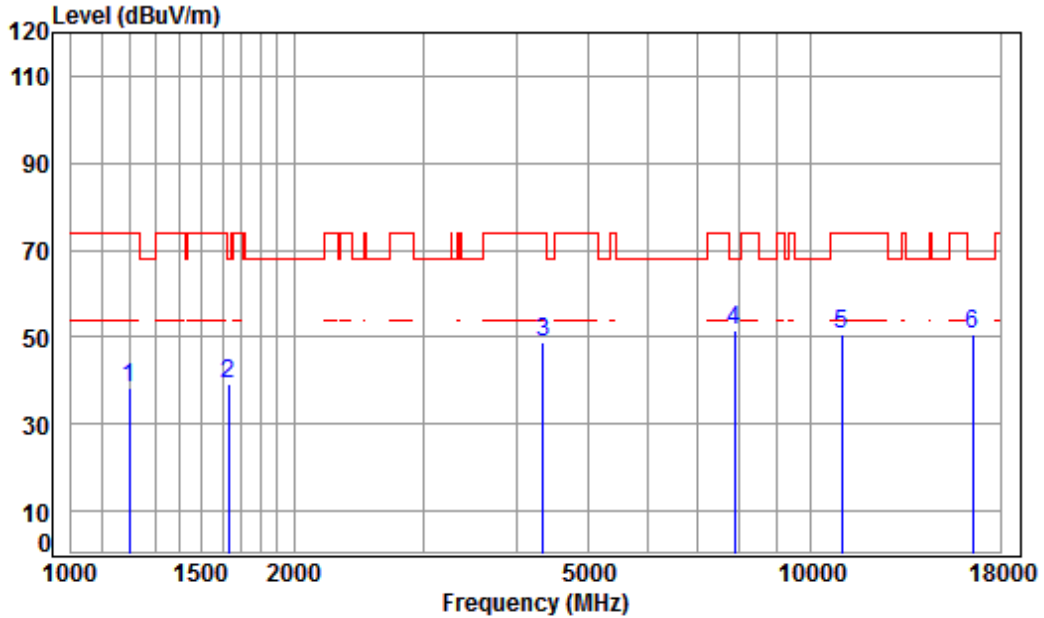


SGS-CSTC Standards Technical Services Co., Ltd.
Shenzhen Branch

Report No.: SZEM180100021802

Page: 84 of 818

Test mode:	802.11ac(HT20)	Frequency(MHz):	5500	Peak	Horizontal
------------	----------------	-----------------	------	------	------------



Condition: 3m HORIZONTAL
 Job No : 0217RG
 Mode : 5500 TX RSE
 : Ant 1 5G WIFI 11AC CH100

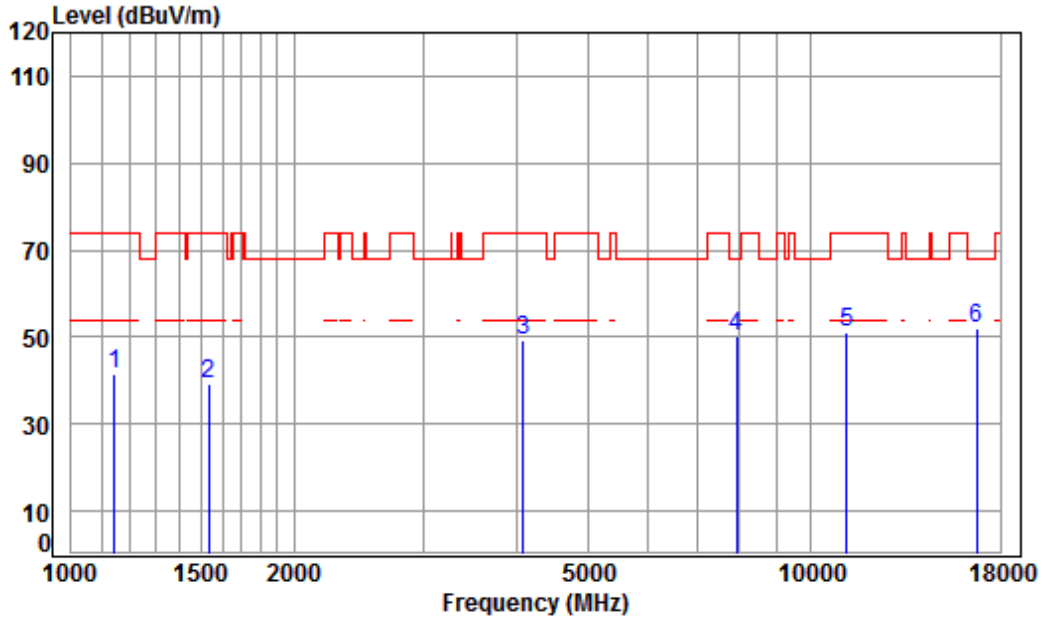
	Freq	Cable Loss	Ant Factor	Preamp Factor	Read Level	Limit Level	Over Line	Over Limit	Remark
	MHz	dB	dB/m	dB	dBuV	dBuV/m	dBuV/m	dB	
1	1199.726	4.42	24.48	38.70	48.02	38.22	74.00	-35.78	peak
2	1634.543	5.31	26.40	38.70	46.10	39.11	68.20	-29.09	peak
3	4341.886	7.38	33.60	38.14	46.11	48.95	74.00	-25.05	peak
4	pp 7875.254	9.96	36.53	38.29	43.50	51.70	68.20	-16.50	peak
5	11000.000	11.63	37.70	36.40	37.49	50.42	74.00	-23.58	peak
6	16500.000	14.50	42.70	38.00	31.66	50.86	68.20	-17.34	peak



SGS-CSTC Standards Technical Services Co., Ltd.
Shenzhen Branch

Report No.: SZEM180100021802
 Page: 85 of 818

Test mode:	802.11ac(HT20)	Frequency(MHz):	5580	Peak	Vertical
------------	----------------	-----------------	------	------	----------



Condition: 3m VERTICAL
 Job No : 0217RG
 Mode : 5580 TX RSE
 : Ant 1 5G WIFI 11AC CH116

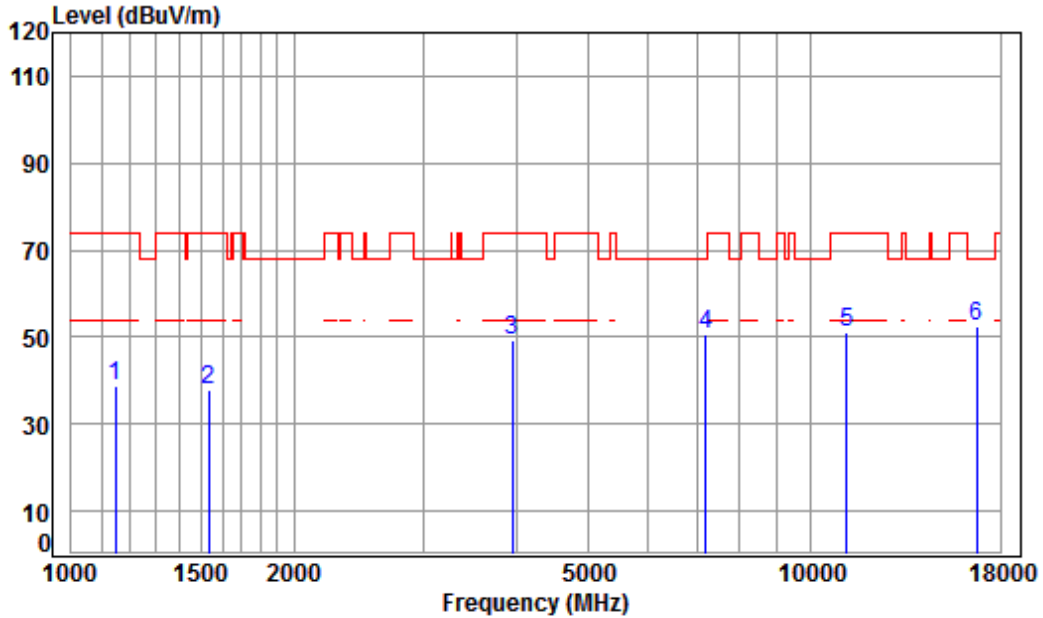
	Freq	Cable Loss	Ant Factor	Preamp Factor	Read Level	Limit Level	Limit Line	Over Limit	Remark
	MHz	dB	dB/m	dB	dBuV	dBuV/m	dBuV/m	dB	
1	1145.507	4.20	24.20	38.70	51.84	41.54	74.00	-32.46	peak
2	1533.841	5.44	25.96	38.70	46.35	39.05	74.00	-34.95	peak
3	4086.182	7.08	33.60	38.11	46.75	49.32	74.00	-24.68	peak
4	7920.911	9.96	36.55	38.29	42.03	50.25	68.20	-17.95	peak
5	11160.000	11.80	37.83	36.45	38.00	51.18	74.00	-22.82	peak
6	pp16740.000	15.57	42.75	38.10	31.74	51.96	68.20	-16.24	peak



SGS-CSTC Standards Technical Services Co., Ltd.
Shenzhen Branch

Report No.: SZEM180100021802
 Page: 86 of 818

Test mode:	802.11ac(HT20)	Frequency(MHz):	5580	Peak	Horizontal
------------	----------------	-----------------	------	------	------------

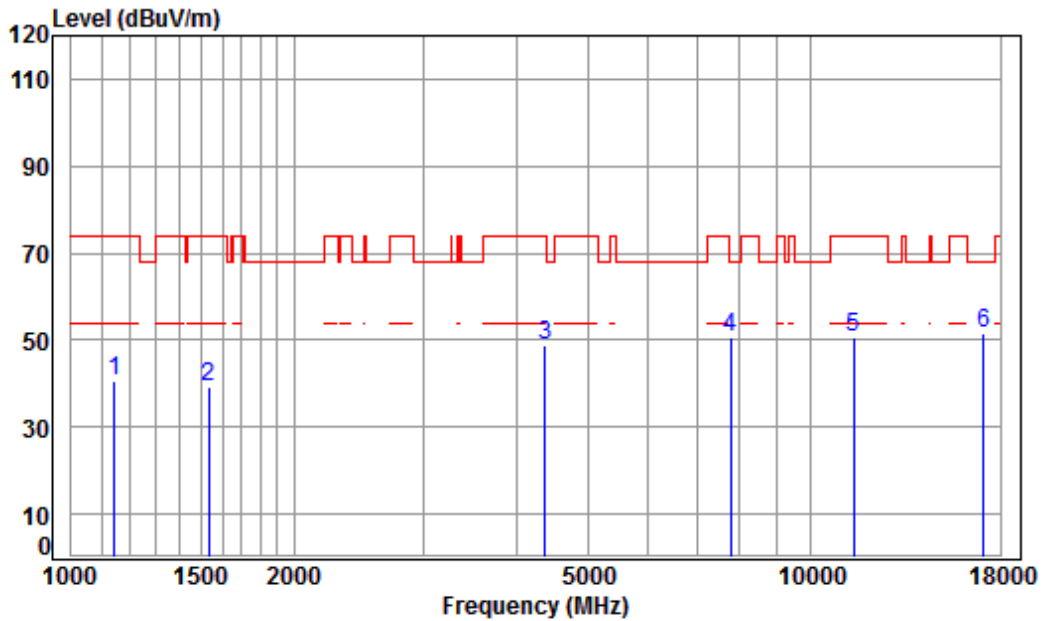


Condition: 3m HORIZONTAL
 Job No : 0217RG
 Mode : 5580 TX RSE
 : Ant 1 5G WIFI 11AC CH116

	Freq	Cable Loss	Ant Factor	Preamp Factor	Read Level	Limit Level	Limit Line	Over Limit	Remark
	MHz	dB	dB/m	dB	dBuV	dBuV/m	dBuV/m	dB	
1	1148.823	4.21	24.22	38.70	48.98	38.71	74.00	-35.29	peak
2	1533.841	5.44	25.96	38.70	45.22	37.92	74.00	-36.08	peak
3	3946.885	6.93	33.46	38.09	46.98	49.28	74.00	-24.72	peak
4	7200.309	10.08	36.42	38.22	42.19	50.47	68.20	-17.73	peak
5	11160.000	11.80	37.83	36.45	38.01	51.19	74.00	-22.81	peak
6	pp16740.000	15.57	42.75	38.10	32.18	52.40	68.20	-15.80	peak



Test mode:	802.11ac(HT20)	Frequency(MHz):	5700	Peak	Vertical
------------	----------------	-----------------	------	------	----------



Condition: 3m VERTICAL

Job No : 0217RG

Mode : 5700 TX RSE

: Ant 1 5G WIFI 11AC CH140

	Freq	Cable Loss	Ant Factor	Preamp Factor	Read Level	Limit Level	Limit Line	Over Limit	Remark
	MHz	dB	dB/m	dB	dBuV	dBuV/m	dBuV/m	dB	
1	1145.507	4.20	24.20	38.70	51.01	40.71	74.00	-33.29	peak
2	1533.841	5.44	25.96	38.70	46.69	39.39	74.00	-34.61	peak
3	4367.058	7.41	33.60	38.14	46.07	48.94	74.00	-25.06	peak
4	7784.729	9.97	36.47	38.28	42.43	50.59	68.20	-17.61	peak
5	11400.000	12.04	38.02	36.52	37.07	50.61	74.00	-23.39	peak
6	pp17100.000	16.49	42.92	38.17	30.22	51.46	68.20	-16.74	peak

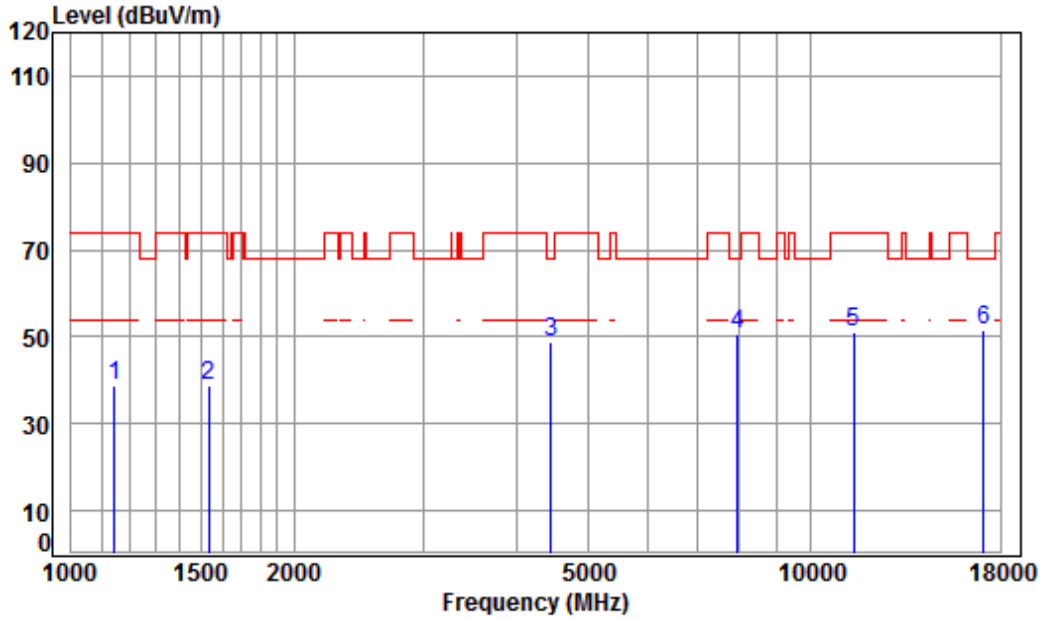


SGS-CSTC Standards Technical Services Co., Ltd.
Shenzhen Branch

Report No.: SZEM180100021802

Page: 88 of 818

Test mode:	802.11ac(HT20)	Frequency(MHz):	5700	Peak	Horizontal
------------	----------------	-----------------	------	------	------------



Condition: 3m HORIZONTAL

Job No : 0217RG

Mode : 5700 TX RSE

: Ant 1 5G WIFI 11AC CH140

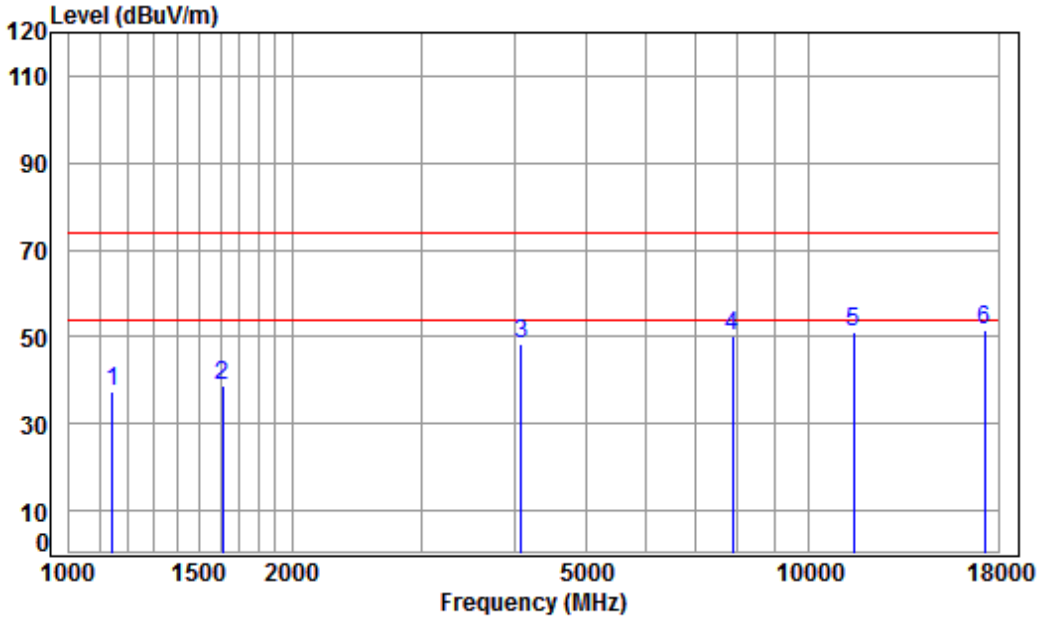
	Freq	Cable Loss	Ant Factor	Preamp Factor	Read Level	Limit Level	Over Line	Over Limit	Remark
	MHz	dB	dB/m	dB	dBuV	dBuV/m	dBuV/m	dB	
1	1145.507	4.20	24.20	38.70	48.90	38.60	74.00	-35.40	peak
2	1533.841	5.44	25.96	38.70	46.23	38.93	74.00	-35.07	peak
3	4456.315	7.51	33.60	38.15	45.81	48.77	68.20	-19.43	peak
4	7943.838	9.96	36.57	38.29	42.36	50.60	68.20	-17.60	peak
5	11400.000	12.04	38.02	36.52	37.65	51.19	74.00	-22.81	peak
6	pp17100.000	16.49	42.92	38.17	30.33	51.57	68.20	-16.63	peak



SGS-CSTC Standards Technical Services Co., Ltd.
Shenzhen Branch

Report No.: SZEM180100021802
 Page: 89 of 818

Test mode:	802.11ac(HT20)	Frequency(MHz):	5745	Peak	Vertical
------------	----------------	-----------------	------	------	----------



Condition: 3m VERTICAL

Job No : 0217RG

Mode : 5745 TX RSE

: Ant 1 5G WIFI 11AC CH149

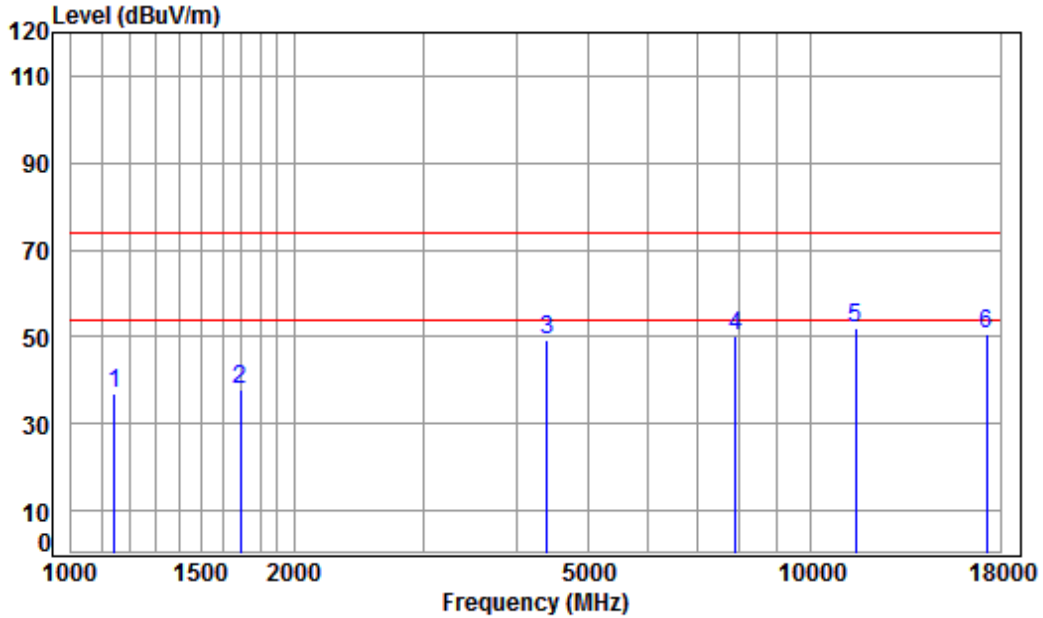
	Freq	Cable Loss	Ant Factor	Preamp Factor	Read Level	Limit Level	Over Limit	Remark
	MHz	dB	dB/m	dB	dBuV	dBuV/m	dBuV/m	dB
1	1145.507	4.20	24.20	38.70	47.89	37.59	74.00	-36.41 peak
2	1611.091	5.34	26.30	38.70	45.70	38.64	74.00	-35.36 peak
3	4086.182	7.08	33.60	38.11	45.91	48.48	74.00	-25.52 peak
4	7875.254	9.96	36.53	38.29	41.89	50.09	74.00	-23.91 peak
5	11490.000	12.13	38.09	36.55	37.41	51.08	74.00	-22.92 peak
6	pp17235.000	16.18	43.08	38.13	30.24	51.37	74.00	-22.63 peak



SGS-CSTC Standards Technical Services Co., Ltd.
Shenzhen Branch

Report No.: SZEM180100021802
 Page: 90 of 818

Test mode:	802.11ac(HT20)	Frequency(MHz):	5745	Peak	Horizontal
------------	----------------	-----------------	------	------	------------



Condition: 3m HORIZONTAL

Job No : 0217RG

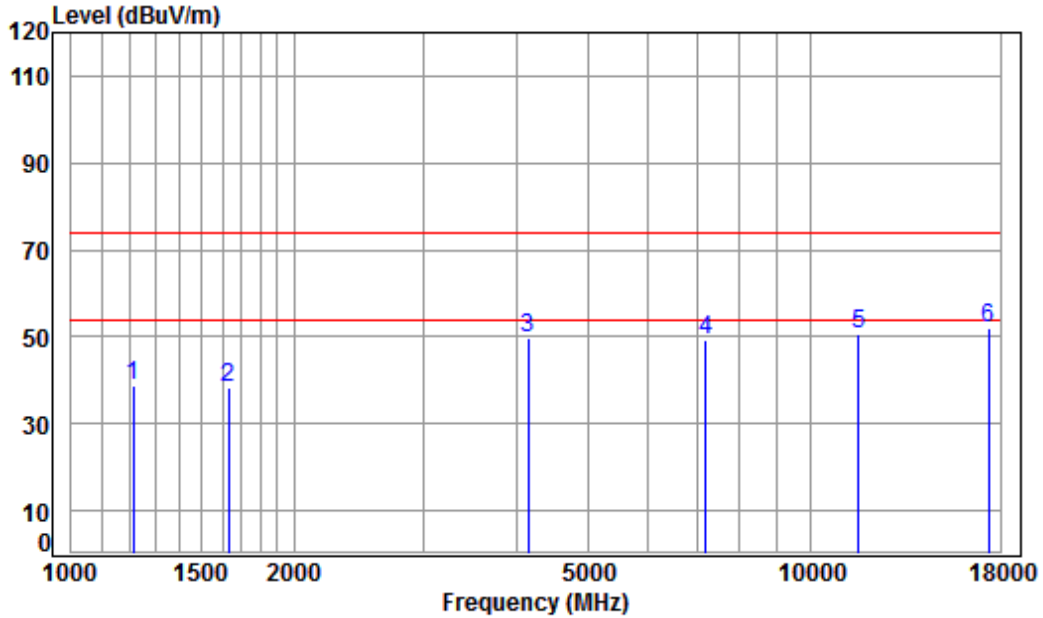
Mode : 5745 TX RSE

: Ant 1 5G WIFI 11AC CH149

	Freq	Cable Loss	Ant Factor	Preamp Factor	Read Level	Limit Level	Over Limit	Remark
	MHz	dB	dB/m	dB	dBuV	dBuV/m	dB	
1	1145.507	4.20	24.20	38.70	47.30	37.00	74.00 -37.00	peak
2	1692.231	5.24	26.64	38.70	44.82	38.00	74.00 -36.00	peak
3	4392.376	7.44	33.60	38.14	46.16	49.06	74.00 -24.94	peak
4	7898.049	9.96	36.54	38.29	41.98	50.19	74.00 -23.81	peak
5	pp11490.000	12.13	38.09	36.55	38.22	51.89	74.00 -22.11	peak
6	17235.000	16.18	43.08	38.13	29.67	50.80	74.00 -23.20	peak



Test mode:	802.11ac(HT20)	Frequency(MHz):	5785	Peak	Vertical
------------	----------------	-----------------	------	------	----------



Condition: 3m VERTICAL

Job No : 0217RG

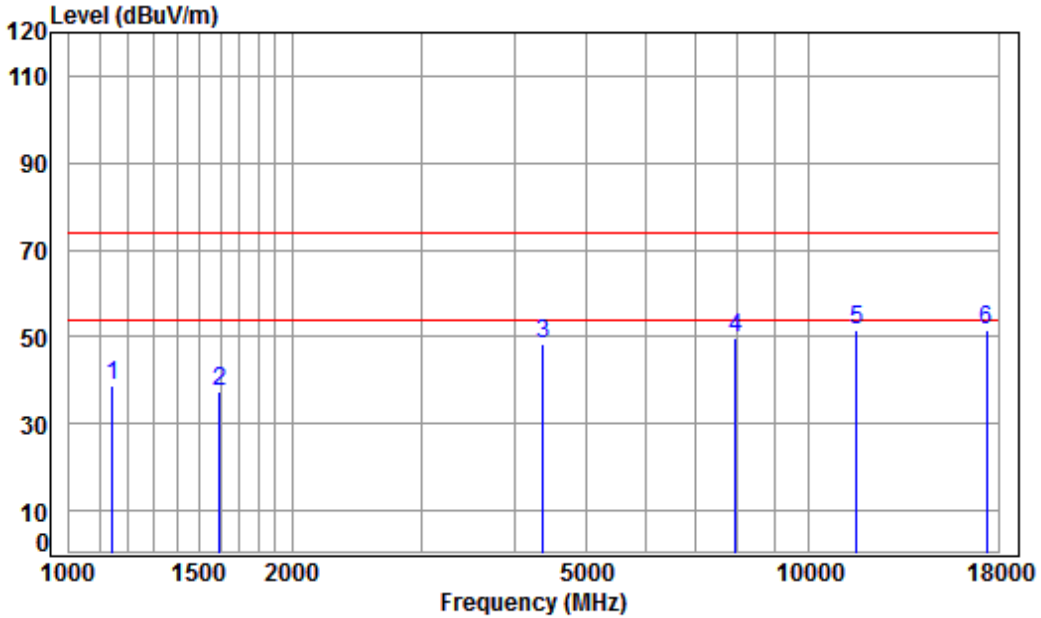
Mode : 5785 TX RSE

: Ant 1 5G WIFI 11AC CH157

	Freq	Cable Loss	Ant Factor	Preamp Factor	Read Level	Limit Level	Over Limit	Remark
	MHz	dB	dB/m	dB	dBuV	dBuV/m	dBuV/m	dB
1	1213.677	4.47	24.55	38.70	48.63	38.95	74.00	-35.05 peak
2	1629.825	5.31	26.38	38.70	45.36	38.35	74.00	-35.65 peak
3	4145.664	7.16	33.60	38.12	47.29	49.93	74.00	-24.07 peak
4	7200.309	10.08	36.42	38.22	41.19	49.47	74.00	-24.53 peak
5	11570.000	12.17	38.17	36.57	36.96	50.73	74.00	-23.27 peak
6	pp17355.000	15.92	43.23	38.09	30.94	52.00	74.00	-22.00 peak



Test mode:	802.11ac(HT20)	Frequency(MHz):	5785	Peak	Horizontal
------------	----------------	-----------------	------	------	------------



Condition: 3m HORIZONTAL

Job No : 0217RG

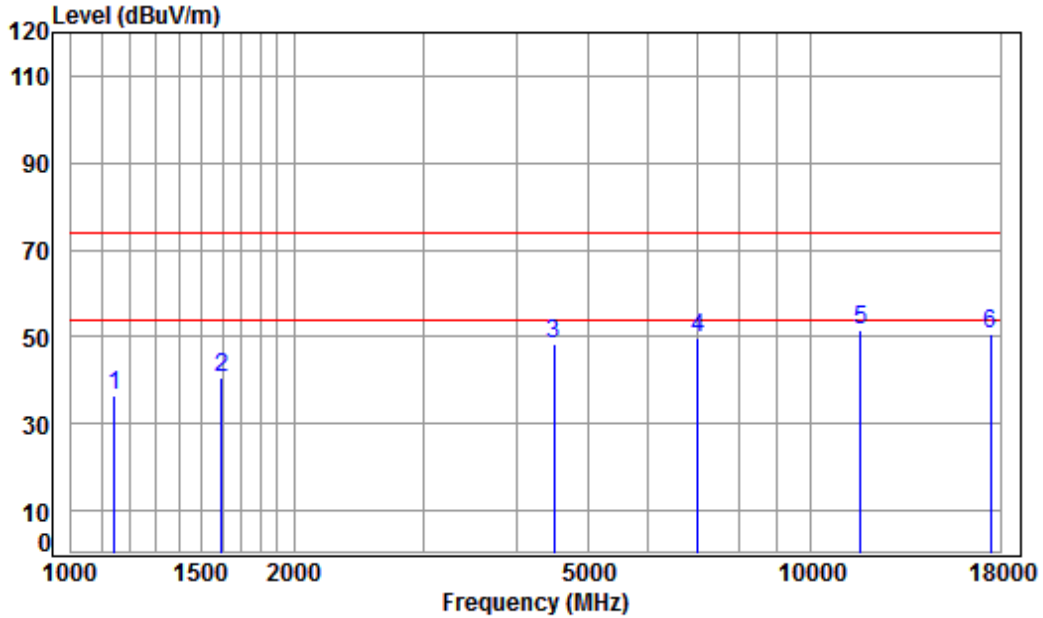
Mode : 5785 TX RSE

: Ant 1 5G WIFI 11AC CH157

	Freq	Cable Loss	Ant Factor	Preamp Factor	Read Level	Level	Limit Line	Over Limit	Remark
	MHz	dB	dB/m	dB	dBuV	dBuV/m	dBuV/m	dB	
1	1145.507	4.20	24.20	38.70	48.98	38.68	74.00	-35.32	peak
2	1597.181	5.35	26.24	38.70	44.63	37.52	74.00	-36.48	peak
3	4367.058	7.41	33.60	38.14	45.55	48.42	74.00	-25.58	peak
4	7943.838	9.96	36.57	38.29	41.52	49.76	74.00	-24.24	peak
5	11570.000	12.17	38.17	36.57	37.69	51.46	74.00	-22.54	peak
6	pp17355.000	15.92	43.23	38.09	30.43	51.49	74.00	-22.51	peak



Test mode:	802.11ac(HT20)	Frequency(MHz):	5825	Peak	Vertical
------------	----------------	-----------------	------	------	----------



Condition: 3m VERTICAL

Job No : 0217RG

Mode : 5825 TX RSE

: Ant 1 5G WIFI 11AC CH165

	Freq	Cable Loss	Ant Factor	Preamp Factor	Read Level	Limit Level	Over Line	Over Limit	Remark
	MHz	dB	dB/m	dB	dBuV	dBuV/m	dBuV/m	dB	
1	1145.507	4.20	24.20	38.70	46.96	36.66	74.00	-37.34	peak
2	1597.181	5.35	26.24	38.70	47.79	40.68	74.00	-33.32	peak
3	4495.125	7.55	33.60	38.15	45.53	48.53	74.00	-25.47	peak
4	7035.727	10.12	36.49	38.20	41.50	49.91	74.00	-24.09	peak
5	pp11650.000	12.20	38.25	36.60	37.78	51.63	74.00	-22.37	peak
6	17475.000	15.65	43.37	38.06	29.88	50.84	74.00	-23.16	peak

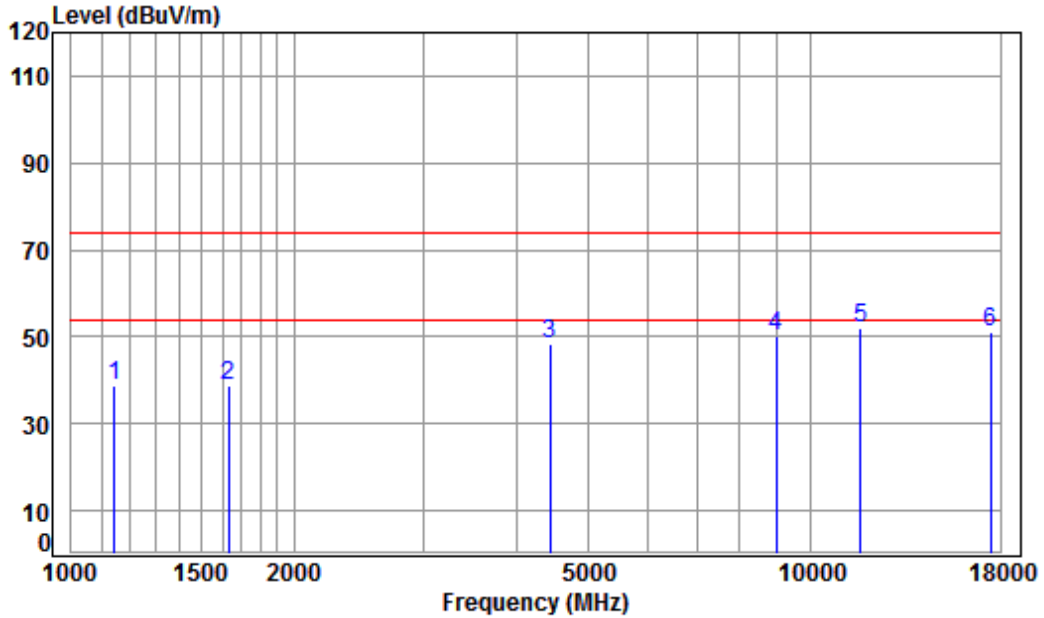


SGS-CSTC Standards Technical Services Co., Ltd.
Shenzhen Branch

Report No.: SZEM180100021802

Page: 94 of 818

Test mode:	802.11ac(HT20)	Frequency(MHz):	5825	Peak	Horizontal
------------	----------------	-----------------	------	------	------------



Condition: 3m HORIZONTAL

Job No : 0217RG

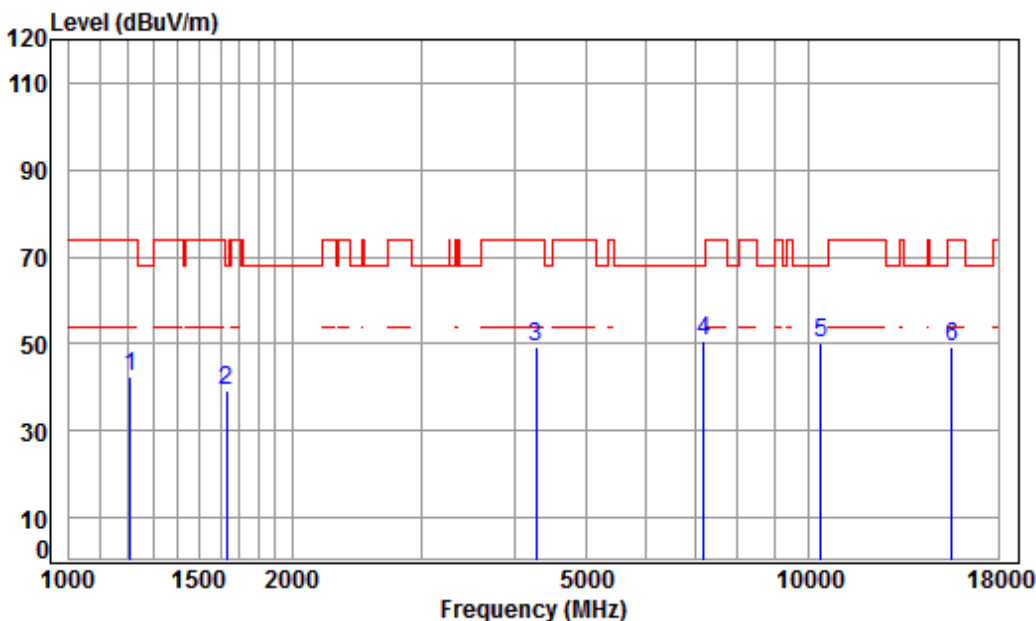
Mode : 5825 TX RSE

: Ant 1 5G WIFI 11AC CH165

	Freq	Cable Loss	Ant Factor	Preamp Factor	Read Level	Limit Level	Over Line	Over Limit	Remark
	MHz	dB	dB/m	dB	dBuV	dBuV/m	dBuV/m	dB	
1	1145.507	4.20	24.20	38.70	48.97	38.67	74.00	-35.33	peak
2	1629.825	5.31	26.38	38.70	45.59	38.58	74.00	-35.42	peak
3	4443.453	7.50	33.60	38.15	45.38	48.33	74.00	-25.67	peak
4	8969.161	10.39	36.56	38.20	41.38	50.13	74.00	-23.87	peak
5	pp11650.000	12.20	38.25	36.60	38.04	51.89	74.00	-22.11	peak
6	17475.000	15.65	43.37	38.06	30.16	51.12	74.00	-22.88	peak



Test mode:	802.11n(HT40)	Frequency(MHz):	5190	Peak	Vertical
------------	---------------	-----------------	------	------	----------



Condition: 3m VERTICAL

Job No : 0217RG

Mode : 5190 TX RSE

: Ant 2 5G WIFI 11N(40) CH38

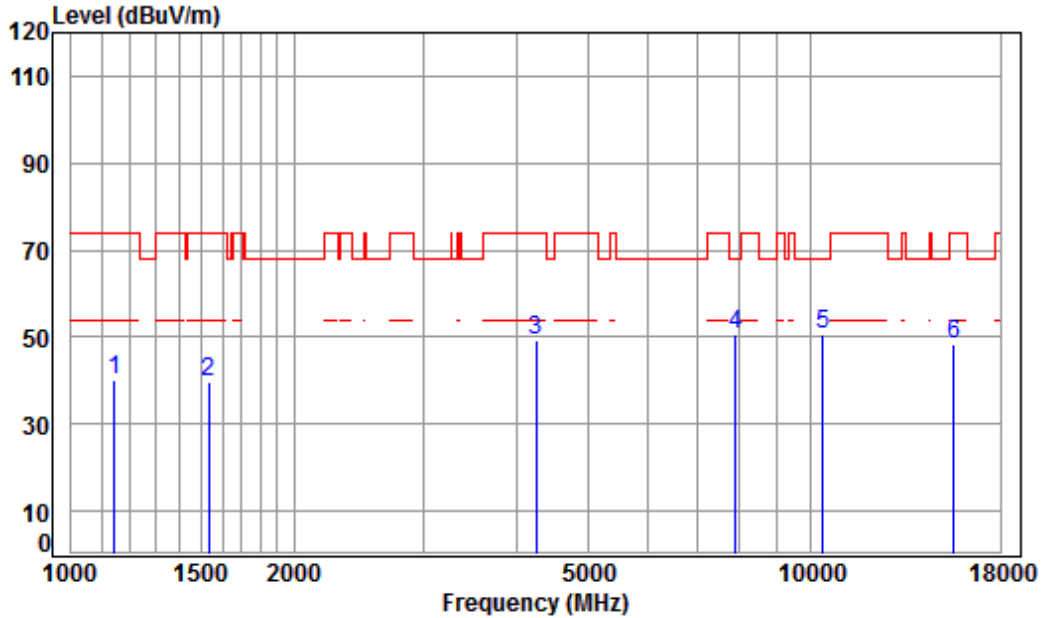
	Freq	Cable Loss	Ant Factor	Preamp Factor	Read Level	Level	Limit	Over	Remark
	MHz	dB	dB/m	dB	dBuV	dBuV/m	dBuV/m	dB	
1	1210.174	4.46	24.53	38.70	52.03	42.32	74.00	-31.68	peak
2	1629.825	5.31	26.38	38.70	46.28	39.27	68.20	-28.93	peak
3	4279.589	7.31	33.60	38.13	46.37	49.15	74.00	-24.85	peak
4 pp	7200.309	10.08	36.42	38.22	42.14	50.42	68.20	-17.78	peak
5	10380.000	11.21	37.22	36.34	37.92	50.01	68.20	-18.19	peak
6	15570.000	14.35	41.37	38.10	31.62	49.24	74.00	-24.76	peak



SGS-CSTC Standards Technical Services Co., Ltd.
Shenzhen Branch

Report No.: SZEM180100021802
 Page: 96 of 818

Test mode:	802.11n(HT40)	Frequency(MHz):	5190	Peak	Horizontal
------------	---------------	-----------------	------	------	------------



Condition: 3m HORIZONTAL

Job No : 0217RG

Mode : 5190 TX RSE

: Ant 2 5G WIFI 11N(40) CH38

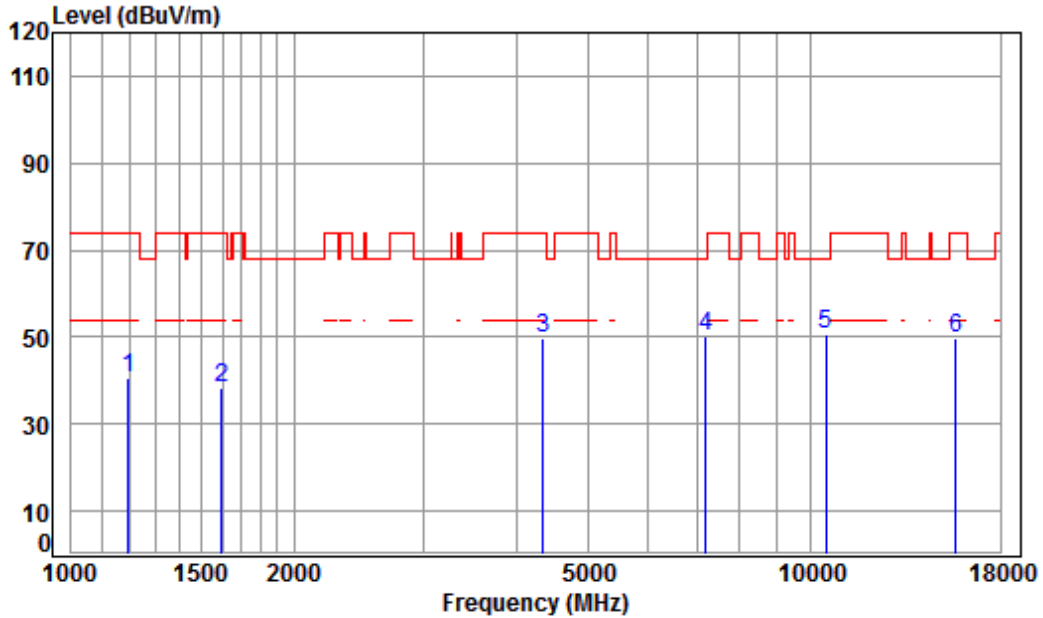
	Freq	Cable Loss	Ant Factor	Preamp Factor	Read Level	Limit Level	Limit Line	Over Limit	Remark
	MHz	dB	dB/m	dB	dBuV	dBuV/m	dBuV/m	dB	
1	1145.507	4.20	24.20	38.70	50.59	40.29	74.00	-33.71	peak
2	1533.841	5.44	25.96	38.70	47.20	39.90	74.00	-34.10	peak
3	4254.921	7.28	33.60	38.13	46.62	49.37	74.00	-24.63	peak
4	7898.049	9.96	36.54	38.29	42.37	50.58	68.20	-17.62	peak
5	pp10380.000	11.21	37.22	36.34	38.69	50.78	68.20	-17.42	peak
6	15570.000	14.35	41.37	38.10	30.74	48.36	74.00	-25.64	peak



SGS-CSTC Standards Technical Services Co., Ltd.
Shenzhen Branch

Report No.: SZEM180100021802
 Page: 97 of 818

Test mode:	802.11n(HT40)	Frequency(MHz):	5230	Peak	Vertical
------------	---------------	-----------------	------	------	----------



Condition: 3m VERTICAL

Job No : 0217RG

Mode : 5230 TX RSE

: Ant 2 5G WIFI 11N(40) CH46

	Freq	Cable Loss	Ant Factor	Preamp Factor	Read Level	Limit Level	Over Line	Over Limit	Remark
	MHz	dB	dB/m	dB	dBuV	dBuV/m	dBuV/m	dB	
1	1196.264	4.40	24.46	38.70	50.67	40.83	74.00	-33.17	peak
2	1597.181	5.35	26.24	38.70	45.64	38.53	74.00	-35.47	peak
3	4341.886	7.38	33.60	38.14	46.80	49.64	74.00	-24.36	peak
4	7200.309	10.08	36.42	38.22	42.03	50.31	68.20	-17.89	peak
5	pp10460.000	11.26	37.14	36.35	38.39	50.44	68.20	-17.76	peak
6	15690.000	14.53	41.32	38.01	32.09	49.93	74.00	-24.07	peak

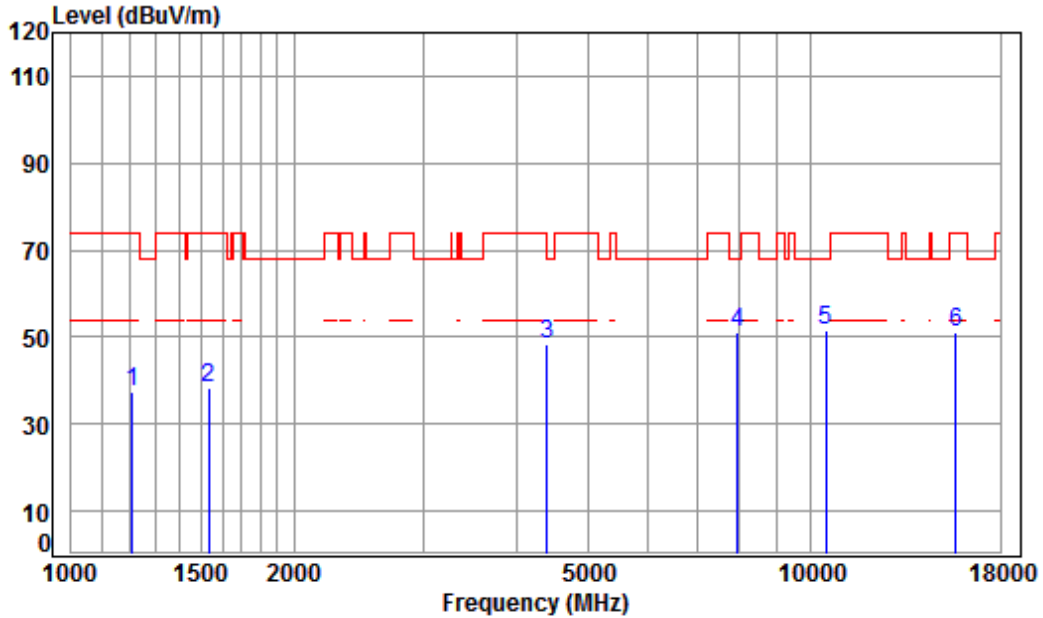


SGS-CSTC Standards Technical Services Co., Ltd. Shenzhen Branch

Report No.: SZEM180100021802

Page: 98 of 818

Test mode:	802.11n(HT40)	Frequency(MHz):	5230	Peak	Horizontal
------------	---------------	-----------------	------	------	------------



Condition: 3m HORIZONTAL

Job No : 0217RG

Mode : 5230 TX RSE

: Ant 2 5G WIFI 11N(40) CH46

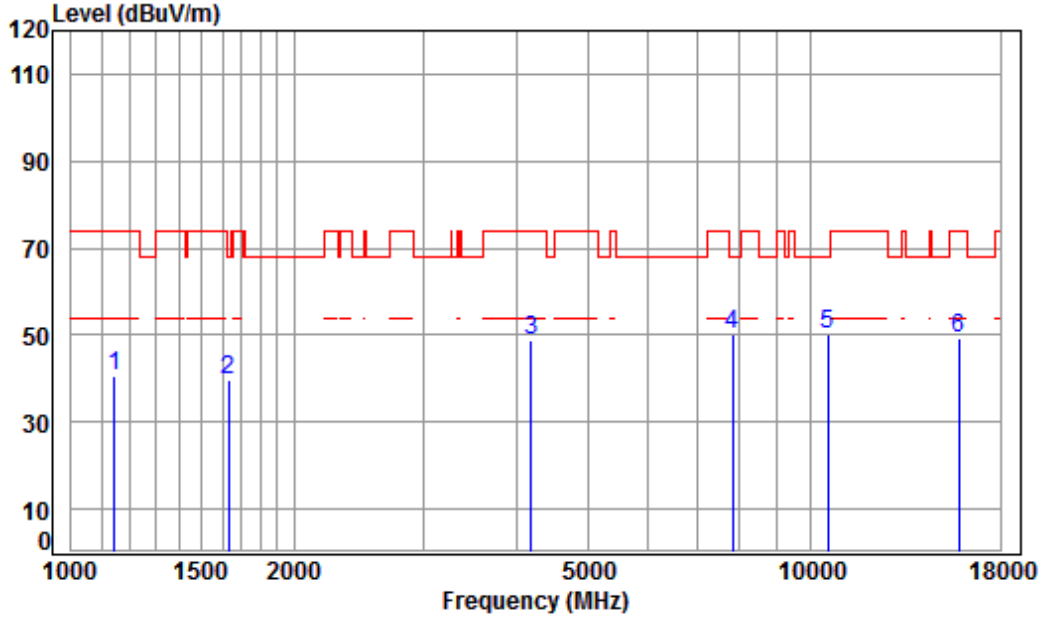
	Freq	Cable Loss	Ant Factor	Preamp Factor	Read Level	Limit Level	Over Line	Limit	Remark
	MHz	dB	dB/m	dB	dBuV	dBuV/m	dBuV/m	dB	
1	1210.174	4.46	24.53	38.70	46.96	37.25	74.00	-36.75	peak
2	1533.841	5.44	25.96	38.70	45.48	38.18	74.00	-35.82	peak
3	4392.376	7.44	33.60	38.14	45.43	48.33	74.00	-25.67	peak
4	7943.838	9.96	36.57	38.29	42.86	51.10	68.20	-17.10	peak
5	pp10460.000	11.26	37.14	36.35	39.39	51.44	68.20	-16.76	peak
6	15690.000	14.53	41.32	38.01	33.07	50.91	74.00	-23.09	peak



SGS-CSTC Standards Technical Services Co., Ltd.
Shenzhen Branch

Report No.: SZEM180100021802
 Page: 99 of 818

Test mode:	802.11n(HT40)	Frequency(MHz):	5270	Peak	Vertical
------------	---------------	-----------------	------	------	----------



Condition: 3m VERTICAL

Job No : 0217RG

Mode : 5270 TX RSE

: Ant 2 5G WIFI 11N(40) CH54

	Freq	Cable Loss	Ant Factor	Preamp Factor	Read Level	Limit Level	Limit Line	Over Limit	Remark
	MHz	dB	dB/m	dB	dBuV	dBuV/m	dBuV/m	dB	
1	1145.507	4.20	24.20	38.70	50.89	40.59	74.00	-33.41	peak
2	1629.825	5.31	26.38	38.70	46.69	39.68	68.20	-28.52	peak
3	4181.768	7.20	33.60	38.12	46.07	48.75	74.00	-25.25	peak
4	pp 7829.860	9.97	36.50	38.28	42.21	50.40	68.20	-17.80	peak
5	10540.000	11.32	37.15	36.36	38.19	50.30	68.20	-17.90	peak
6	15810.000	14.71	41.28	37.93	31.20	49.26	74.00	-24.74	peak

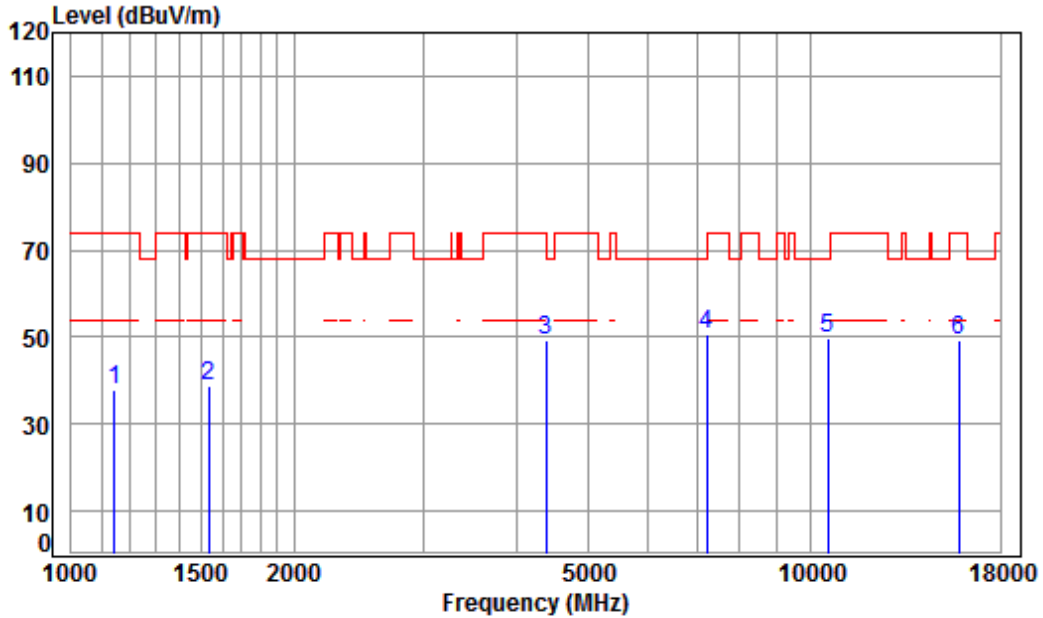


SGS-CSTC Standards Technical Services Co., Ltd.
Shenzhen Branch

Report No.: SZEM180100021802

Page: 100 of 818

Test mode:	802.11n(HT40)	Frequency(MHz):	5270	Peak	Horizontal
------------	---------------	-----------------	------	------	------------



Condition: 3m HORIZONTAL

Job No : 0217RG

Mode : 5270 TX RSE

: Ant 2 5G WIFI 11N(40) CH54

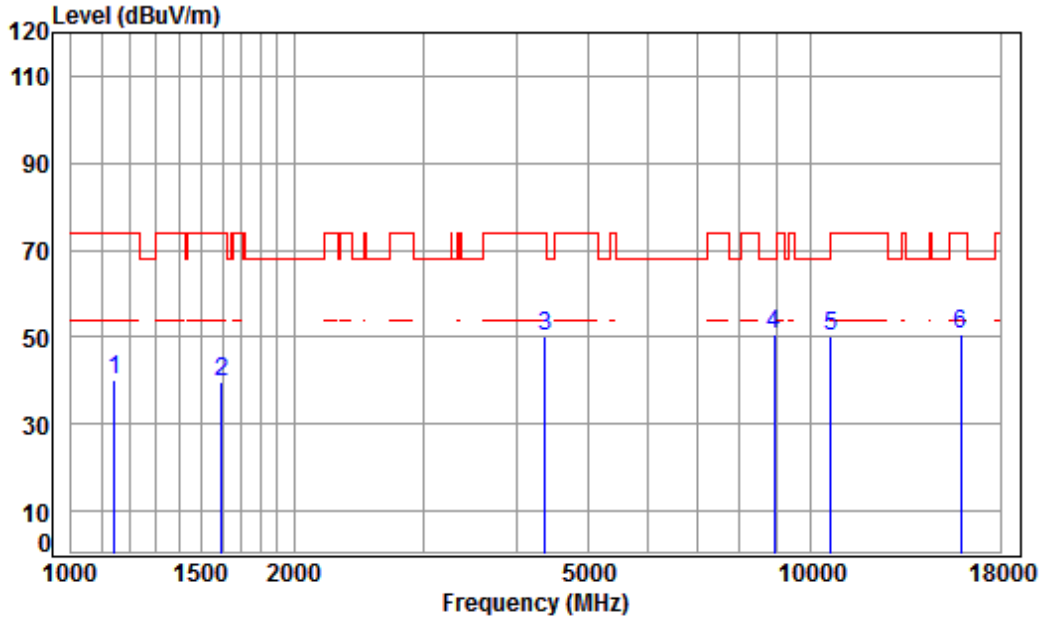
	Freq	Cable Loss	Ant Factor	Preamp Factor	Read Level	Limit Level	Limit Line	Over Limit	Remark
	MHz	dB	dB/m	dB	dBuV	dBuV/m	dBuV/m	dB	
1	1145.507	4.20	24.20	38.70	48.28	37.98	74.00	-36.02	peak
2	1533.841	5.44	25.96	38.70	46.01	38.71	74.00	-35.29	peak
3	4379.699	7.43	33.60	38.14	46.61	49.50	74.00	-24.50	peak
4 pp	7221.150	10.07	36.41	38.22	42.33	50.59	68.20	-17.61	peak
5	10540.000	11.32	37.15	36.36	37.63	49.74	68.20	-18.46	peak
6	15810.000	14.71	41.28	37.93	31.01	49.07	74.00	-24.93	peak



SGS-CSTC Standards Technical Services Co., Ltd.
Shenzhen Branch

Report No.: SZEM180100021802
 Page: 101 of 818

Test mode:	802.11n(HT40)	Frequency(MHz):	5310	Peak	Vertical
------------	---------------	-----------------	------	------	----------



Condition: 3m VERTICAL

Job No : 0217RG

Mode : 5310 TX RSE

: Ant 2 5G WIFI 11N(40) CH62

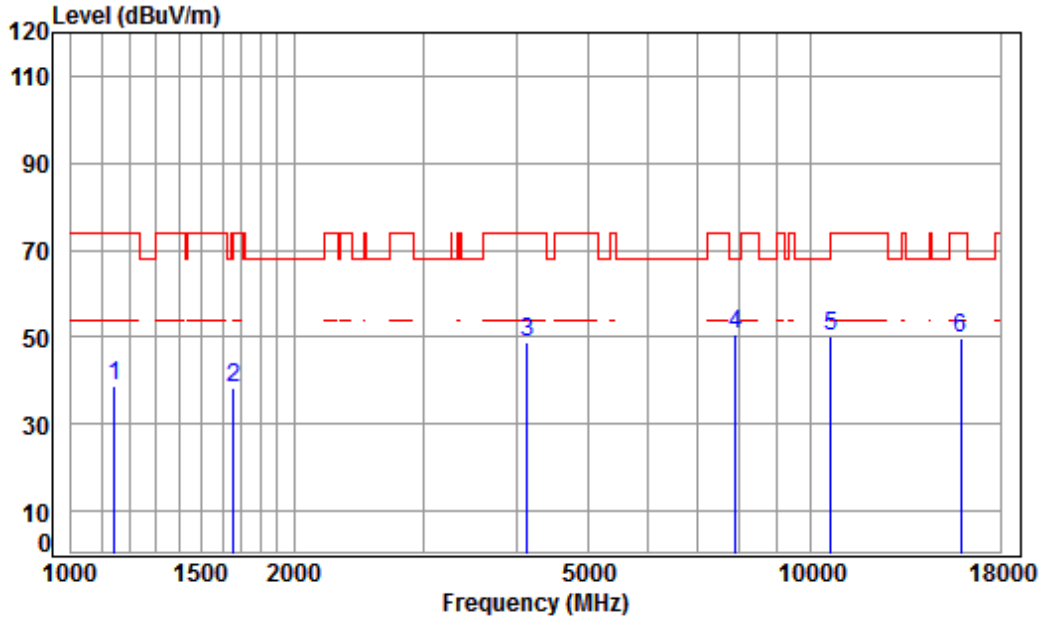
	Freq	Cable Loss	Ant Factor	Preamp Factor	Read Level	Limit Level	Limit Line	Over Limit	Remark
	MHz	dB	dB/m	dB	dBuV	dBuV/m	dBuV/m	dB	
1	1145.507	4.20	24.20	38.70	50.59	40.29	74.00	-33.71	peak
2	1597.181	5.35	26.24	38.70	46.62	39.51	74.00	-34.49	peak
3	4367.058	7.41	33.60	38.14	47.41	50.28	74.00	-23.72	peak
4	pp 8917.462	10.38	36.50	38.21	41.78	50.45	68.20	-17.75	peak
5	10620.000	11.37	37.25	36.36	38.09	50.35	74.00	-23.65	peak
6	15930.000	14.89	41.23	37.85	32.26	50.53	74.00	-23.47	peak



SGS-CSTC Standards Technical Services Co., Ltd.
Shenzhen Branch

Report No.: SZEM180100021802
 Page: 102 of 818

Test mode:	802.11n(HT40)	Frequency(MHz):	5310	Peak	Horizontal
------------	---------------	-----------------	------	------	------------



Condition: 3m HORIZONTAL

Job No : 0217RG

Mode : 5310 TX RSE

: Ant 2 5G WIFI 11N(40) CH62

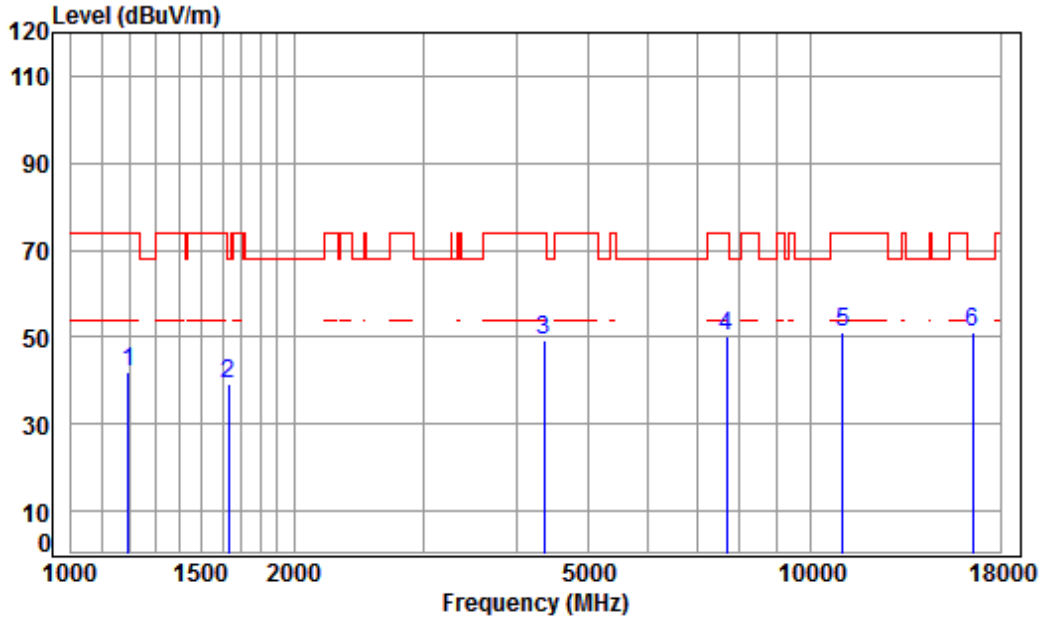
	Freq	Cable Loss	Ant Factor	Preamp Factor	Read Level	Limit Level	Over Line	Limit	Remark
	MHz	dB	dB/m	dB	dBuV	dBuV/m	dBuV/m	dB	
1	1145.507	4.20	24.20	38.70	49.15	38.85	74.00	-35.15	peak
2	1658.337	5.28	26.50	38.70	45.22	38.30	68.20	-29.90	peak
3	4133.699	7.14	33.60	38.11	46.42	49.05	74.00	-24.95	peak
4 pp	7898.049	9.96	36.54	38.29	42.26	50.47	68.20	-17.73	peak
5	10620.000	11.37	37.25	36.36	37.83	50.09	74.00	-23.91	peak
6	15930.000	14.89	41.23	37.85	31.54	49.81	74.00	-24.19	peak



SGS-CSTC Standards Technical Services Co., Ltd.
Shenzhen Branch

Report No.: SZEM180100021802
 Page: 103 of 818

Test mode:	802.11n(HT40)	Frequency(MHz):	5510	Peak	Vertical
------------	---------------	-----------------	------	------	----------



Condition: 3m VERTICAL

Job No : 0217RG

Mode : 5510 TX RSE

: Ant 2 5G WIFI 11N(40) CH102

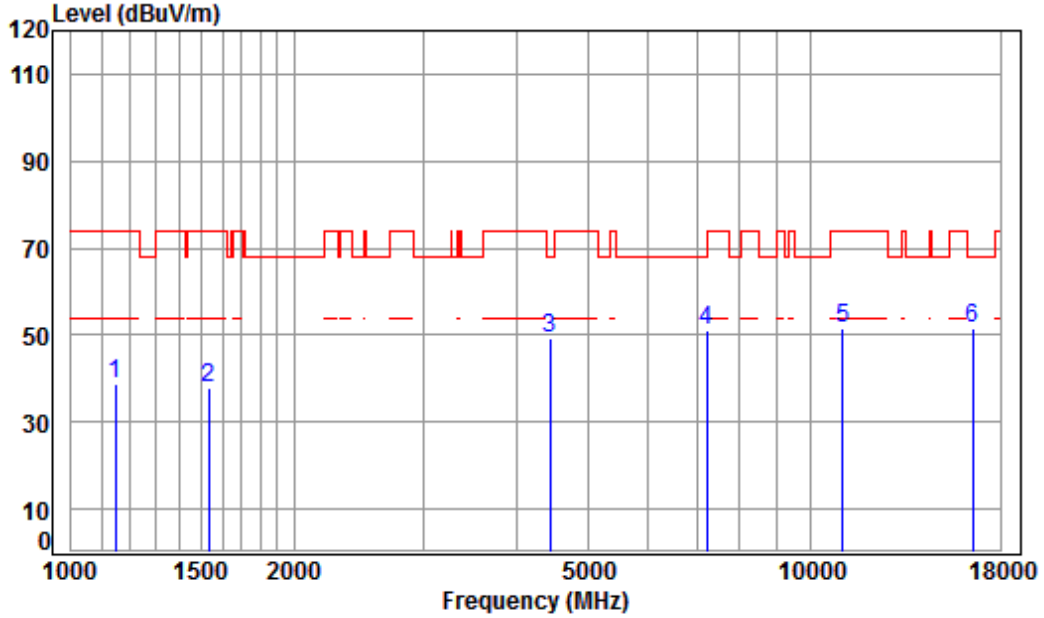
	Freq	Cable Loss	Ant Factor	Preamp Factor	Read Level	Limit Level	Limit Line	Over Limit	Remark
	MHz	dB	dB/m	dB	dBuV	dBuV/m	dBuV/m	dB	
1	1196.264	4.40	24.46	38.70	51.82	41.98	74.00	-32.02	peak
2	1634.543	5.31	26.40	38.70	46.37	39.38	68.20	-28.82	peak
3	4354.454	7.40	33.60	38.14	46.56	49.42	74.00	-24.58	peak
4	7695.244	9.98	36.42	38.27	42.23	50.36	74.00	-23.64	peak
5	11020.000	11.65	37.72	36.41	38.14	51.10	74.00	-22.90	peak
6	pp16530.000	14.63	42.71	38.02	31.62	50.94	68.20	-17.26	peak



SGS-CSTC Standards Technical Services Co., Ltd.
Shenzhen Branch

Report No.: SZEM180100021802
 Page: 104 of 818

Test mode:	802.11n(HT40)	Frequency(MHz):	5510	Peak	Horizontal
------------	---------------	-----------------	------	------	------------



Condition: 3m HORIZONTAL

Job No : 0217RG

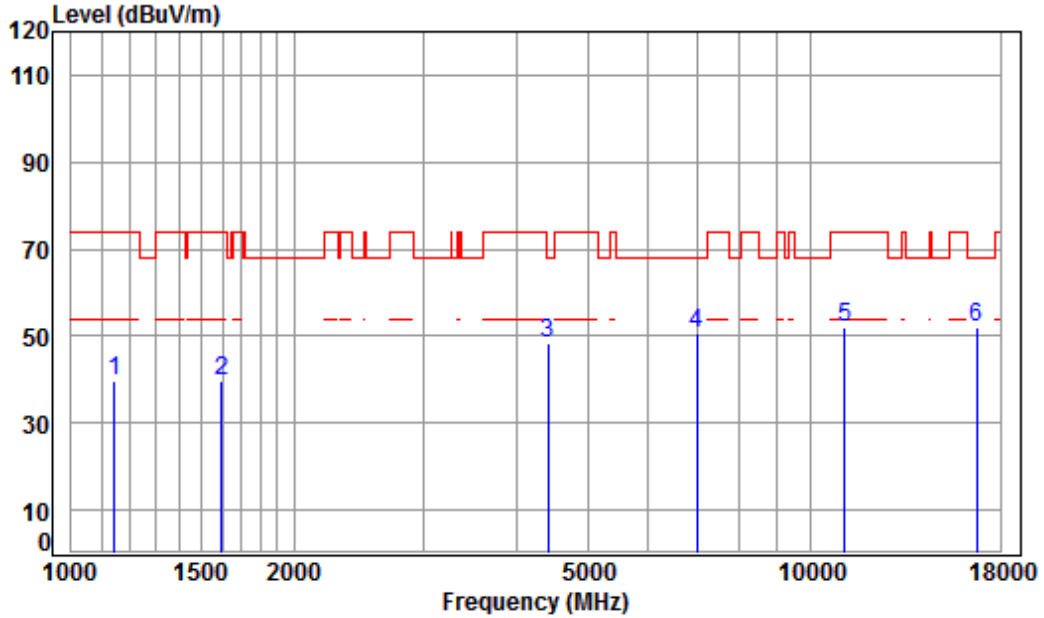
Mode : 5510 TX RSE

: Ant 2 5G WIFI 11N(40) CH102

	Freq	Cable Loss	Ant Factor	Preamp Factor	Read Level	Limit Level	Over Line	Over Limit	Remark
	MHz	dB	dB/m	dB	dBuV	dBuV/m	dBuV/m	dB	
1	1148.823	4.21	24.22	38.70	49.23	38.96	74.00	-35.04	peak
2	1533.841	5.44	25.96	38.70	45.28	37.98	74.00	-36.02	peak
3	4430.628	7.48	33.60	38.15	46.16	49.09	68.20	-19.11	peak
4	7221.150	10.07	36.41	38.22	43.02	51.28	68.20	-16.92	peak
5	11020.000	11.65	37.72	36.41	38.54	51.50	74.00	-22.50	peak
6	pp16530.000	14.63	42.71	38.02	32.01	51.33	68.20	-16.87	peak



Test mode:	802.11n(HT40)	Frequency(MHz):	5550	Peak	Vertical
------------	---------------	-----------------	------	------	----------



Condition: 3m VERTICAL

Job No : 0217RG

Mode : 5550 TX RSE

: Ant 2 5G WIFI 11N(40) CH110

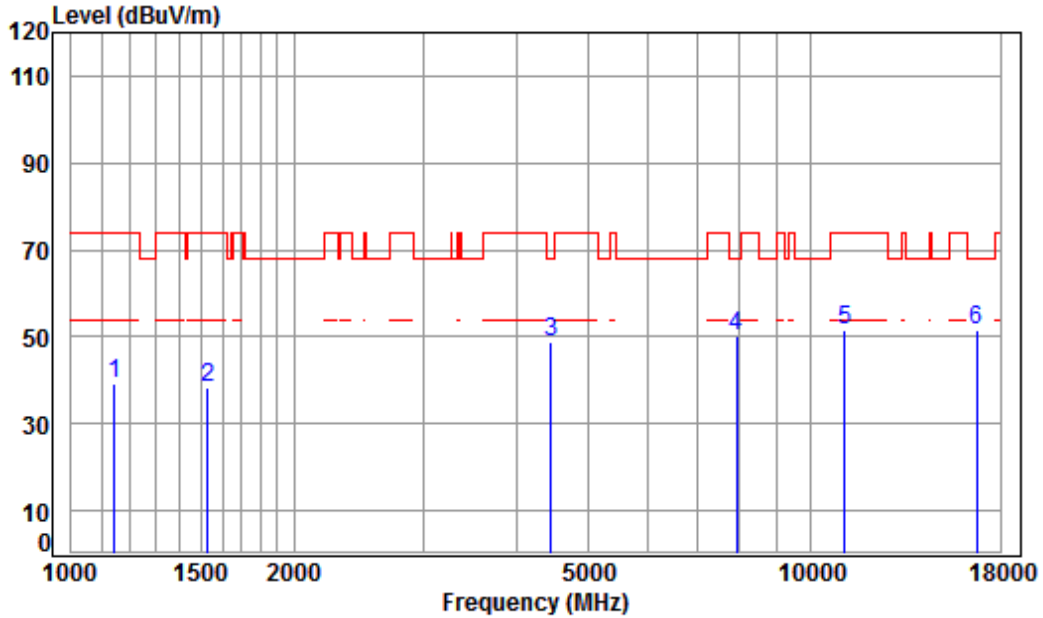
	Cable	Ant	Preamp	Read	Limit	Over		
Freq	Loss	Factor	Factor	Level	Level	Line	Limit	Remark
MHz	dB	dB/m	dB	dBuV	dBuV/m	dBuV/m	dB	
1	1145.507	4.20	24.20	38.70	49.84	39.54	74.00	-34.46 peak
2	1597.181	5.35	26.24	38.70	46.69	39.58	74.00	-34.42 peak
3	4405.090	7.46	33.60	38.14	45.66	48.58	68.20	-19.62 peak
4	7015.420	10.13	36.49	38.20	42.41	50.83	68.20	-17.37 peak
5	11100.000	11.73	37.78	36.43	38.77	51.85	74.00	-22.15 peak
6	pp16740.000	15.57	42.75	38.10	31.62	51.84	68.20	-16.36 peak



SGS-CSTC Standards Technical Services Co., Ltd.
Shenzhen Branch

Report No.: SZEM180100021802
 Page: 106 of 818

Test mode:	802.11n(HT40)	Frequency(MHz):	5550	Peak	Horizontal
------------	---------------	-----------------	------	------	------------



Condition: 3m HORIZONTAL

Job No : 0217RG

Mode : 5550 TX RSE

: Ant 2 5G WIFI 11N(40) CH110

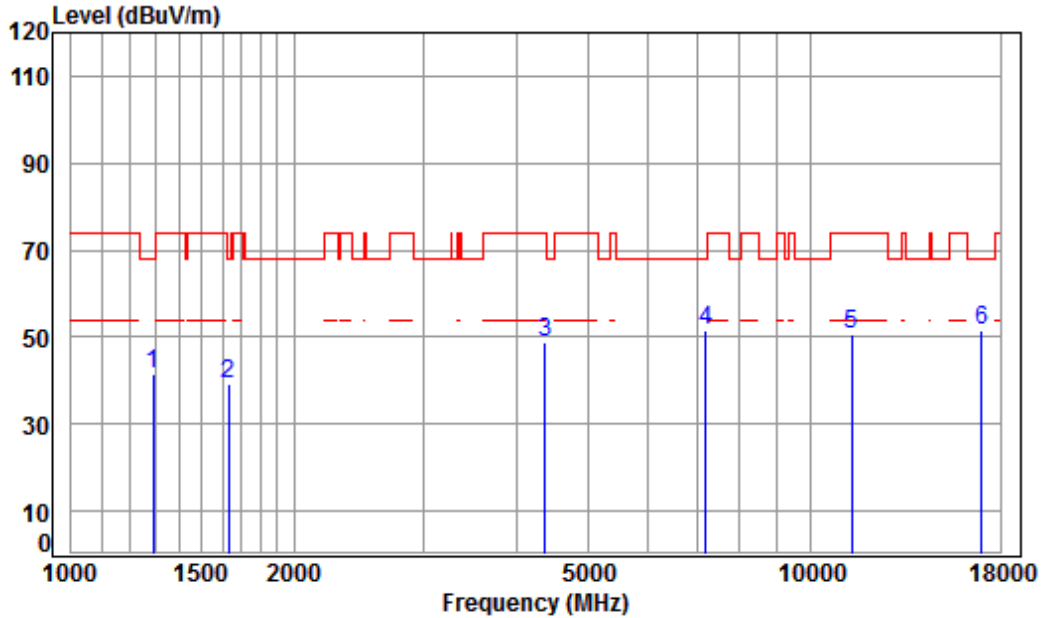
	Freq	Cable Loss	Ant Factor	Preamp Factor	Read Level	Limit Level	Over Line	Over Limit	Remark
	MHz	dB	dB/m	dB	dBuV	dBuV/m	dBuV/m	dB	
1	1145.507	4.20	24.20	38.70	49.58	39.28	74.00	-34.72	peak
2	1529.414	5.44	25.94	38.70	45.65	38.33	74.00	-35.67	peak
3	4456.315	7.51	33.60	38.15	45.92	48.88	68.20	-19.32	peak
4	7920.911	9.96	36.55	38.29	42.11	50.33	68.20	-17.87	peak
5	11100.000	11.73	37.78	36.43	38.53	51.61	74.00	-22.39	peak
6	pp16740.000	15.57	42.75	38.10	31.49	51.71	68.20	-16.49	peak



SGS-CSTC Standards Technical Services Co., Ltd.
Shenzhen Branch

Report No.: SZEM180100021802
 Page: 107 of 818

Test mode:	802.11n(HT40)	Frequency(MHz):	5670	Peak	Vertical
------------	---------------	-----------------	------	------	----------



Condition: 3m VERTICAL

Job No : 0217RG

Mode : 5670 TX RSE

: Ant 2 5G WIFI 11N(40) CH134

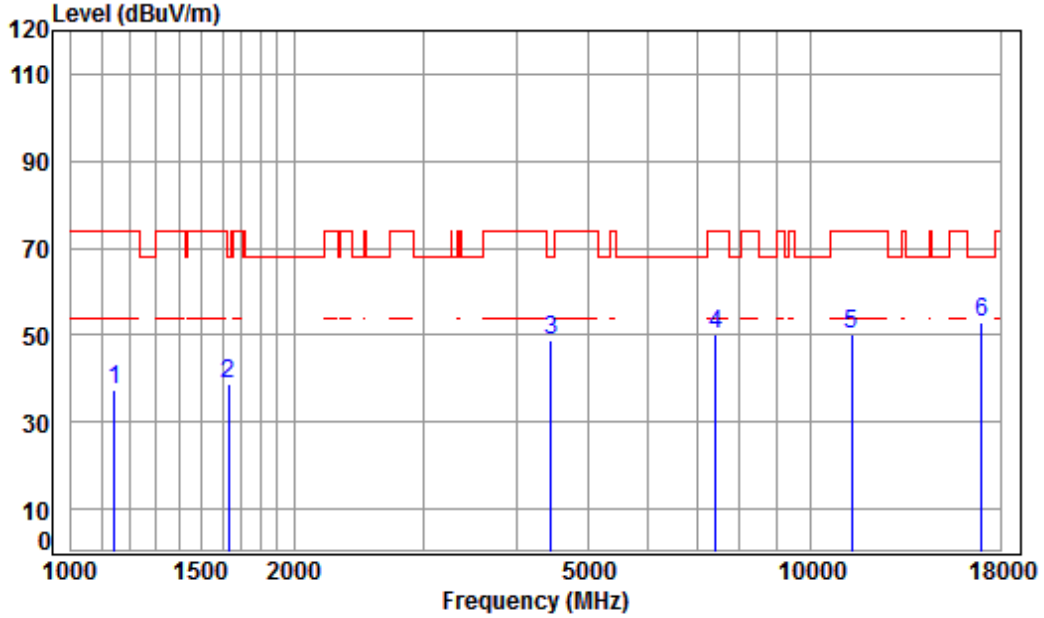
	Freq	Cable Loss	Ant Factor	Preamp Factor	Read Level	Limit Level	Over Line	Limit	Remark
	MHz	dB	dB/m	dB	dBuV	dBuV/m	dBuV/m	dB	
1	1289.627	4.76	24.91	38.70	50.40	41.37	68.20	-26.83	peak
2	1634.543	5.31	26.40	38.70	46.19	39.20	68.20	-29.00	peak
3	4367.058	7.41	33.60	38.14	45.87	48.74	74.00	-25.26	peak
4	7200.309	10.08	36.42	38.22	43.07	51.35	68.20	-16.85	peak
5	11340.000	11.98	37.97	36.50	37.33	50.78	74.00	-23.22	peak
6	pp17010.000	16.69	42.81	38.20	30.32	51.62	68.20	-16.58	peak



SGS-CSTC Standards Technical Services Co., Ltd.
Shenzhen Branch

Report No.: SZEM180100021802
 Page: 108 of 818

Test mode:	802.11n(HT40)	Frequency(MHz):	5670	Peak	Horizontal
------------	---------------	-----------------	------	------	------------



Condition: 3m HORIZONTAL

Job No : 0217RG

Mode : 5670 TX RSE

: Ant 2 5G WIFI 11N(40) CH134

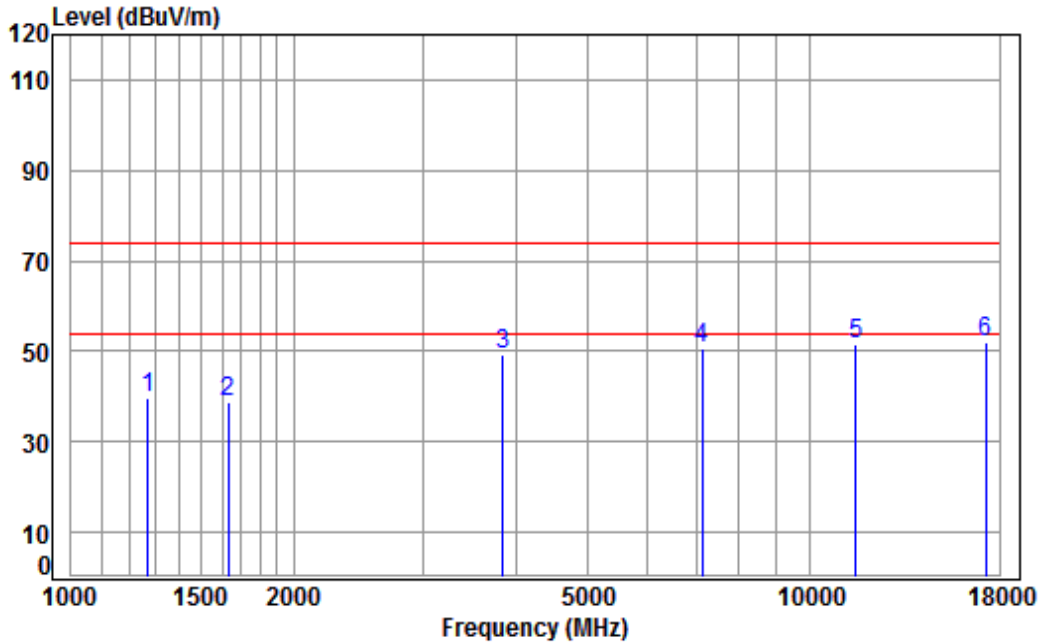
	Freq	Cable Loss	Ant Factor	Preamp Factor	Read Level	Limit Level	Limit Line	Over Limit	Remark
	MHz	dB	dB/m	dB	dBuV	dBuV/m	dBuV/m	dB	
1	1145.507	4.20	24.20	38.70	47.91	37.61	74.00	-36.39	peak
2	1634.543	5.31	26.40	38.70	45.59	38.60	68.20	-29.60	peak
3	4456.315	7.51	33.60	38.15	45.77	48.73	68.20	-19.47	peak
4	7432.914	10.02	36.33	38.24	42.16	50.27	74.00	-23.73	peak
5	11340.000	11.98	37.97	36.50	36.89	50.34	74.00	-23.66	peak
6	pp17010.000	16.69	42.81	38.20	31.52	52.82	68.20	-15.38	peak



SGS-CSTC Standards Technical Services Co., Ltd.
Shenzhen Branch

Report No.: SZEM180100021802
 Page: 109 of 818

Test mode:	802.11n(HT40)	Frequency(MHz):	5755	Peak	Vertical
------------	---------------	-----------------	------	------	----------



Condition: 3m VERTICAL

Job No : 0217RG

Mode : 5755 TX RSE

: Ant 1 5G WIFI 11N(40) CH151

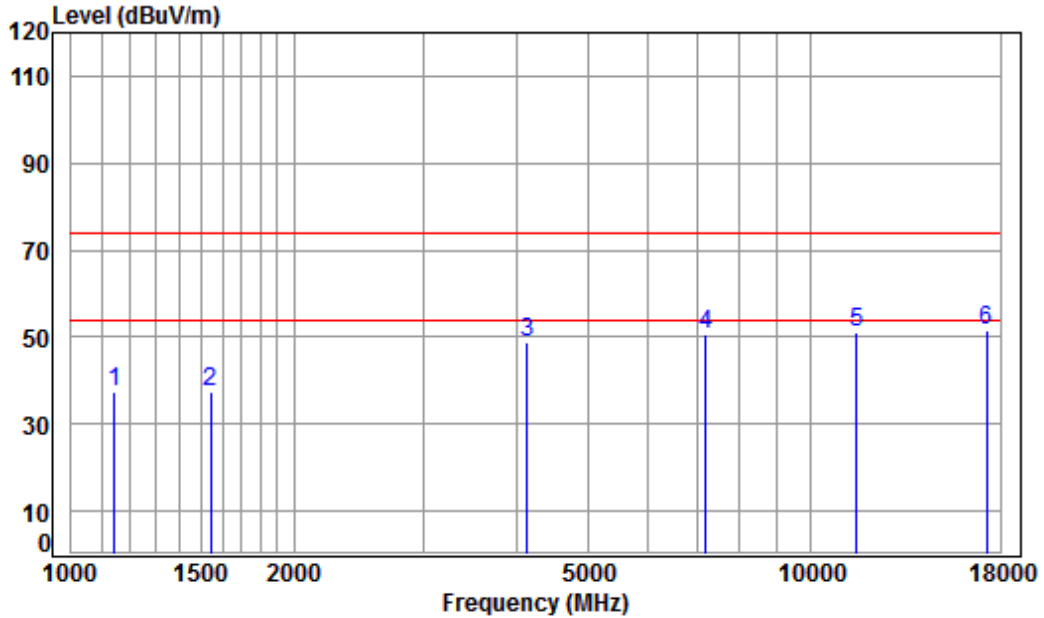
	Cable	Ant	Preamp	Read	Limit	Over		
Freq	Loss	Factor	Factor	Level	Level	Line	Limit	Remark
MHz	dB	dB/m	dB	dBuV	dBuV/m	dBuV/m	dB	
1	1271.123	4.69	24.82	38.70	49.08	39.89	74.00	-34.11 peak
2	1634.543	5.31	26.40	38.70	45.94	38.95	74.00	-35.05 peak
3	3834.438	6.82	33.16	38.06	47.38	49.30	74.00	-24.70 peak
4	7138.144	10.09	36.44	38.21	42.15	50.47	74.00	-23.53 peak
5	11510.000	12.14	38.11	36.56	37.86	51.55	74.00	-22.45 peak
6	pp17265.000	16.12	43.12	38.12	30.89	52.01	74.00	-21.99 peak



SGS-CSTC Standards Technical Services Co., Ltd.
Shenzhen Branch

Report No.: SZEM180100021802
 Page: 110 of 818

Test mode:	802.11n(HT40)	Frequency(MHz):	5755	Peak	Horizontal
------------	---------------	-----------------	------	------	------------



Condition: 3m HORIZONTAL

Job No : 0217RG

Mode : 5755 TX RSE

: Ant 1 5G WIFI 11N(40) CH151

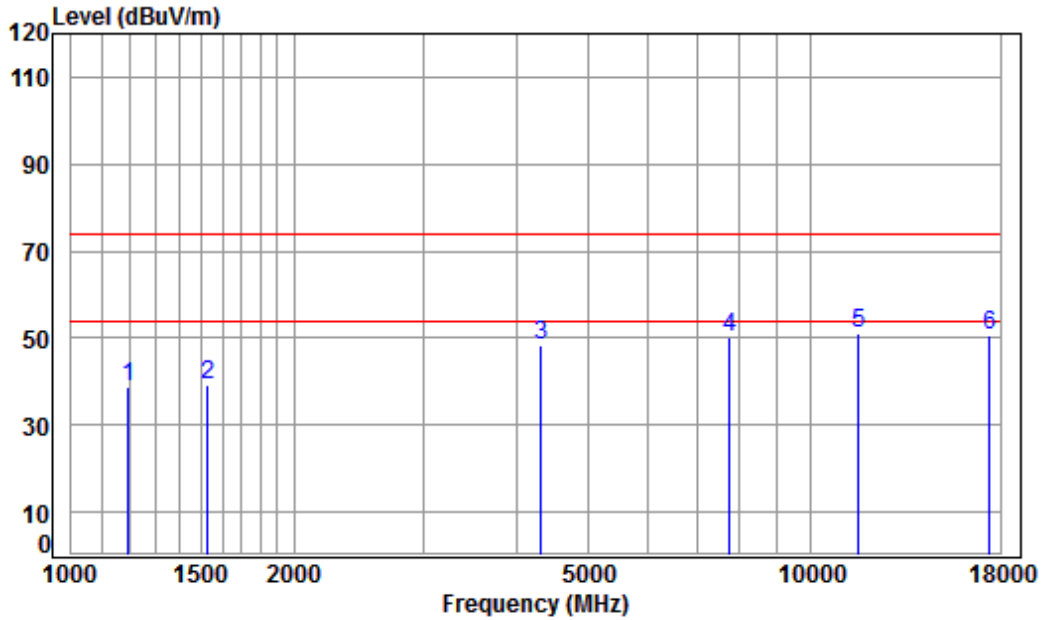
	Freq	Cable Loss	Ant Factor	Preamp Factor	Read Level	Limit Level	Limit Line	Over Limit	Remark
	MHz	dB	dB/m	dB	dBuV	dBuV/m	dBuV/m	dB	
1	1145.507	4.20	24.20	38.70	47.81	37.51	74.00	-36.49	peak
2	1542.733	5.42	26.00	38.70	44.81	37.53	74.00	-36.47	peak
3	4133.699	7.14	33.60	38.11	46.08	48.71	74.00	-25.29	peak
4	7200.309	10.08	36.42	38.22	42.51	50.79	74.00	-23.21	peak
5	11510.000	12.14	38.11	36.56	37.58	51.27	74.00	-22.73	peak
6	pp17265.000	16.12	43.12	38.12	30.22	51.34	74.00	-22.66	peak



SGS-CSTC Standards Technical Services Co., Ltd.
Shenzhen Branch

Report No.: SZEM180100021802
 Page: 111 of 818

Test mode:	802.11n(HT40)	Frequency(MHz):	5795	Peak	Vertical
------------	---------------	-----------------	------	------	----------



Condition: 3m VERTICAL

Job No : 0217RG

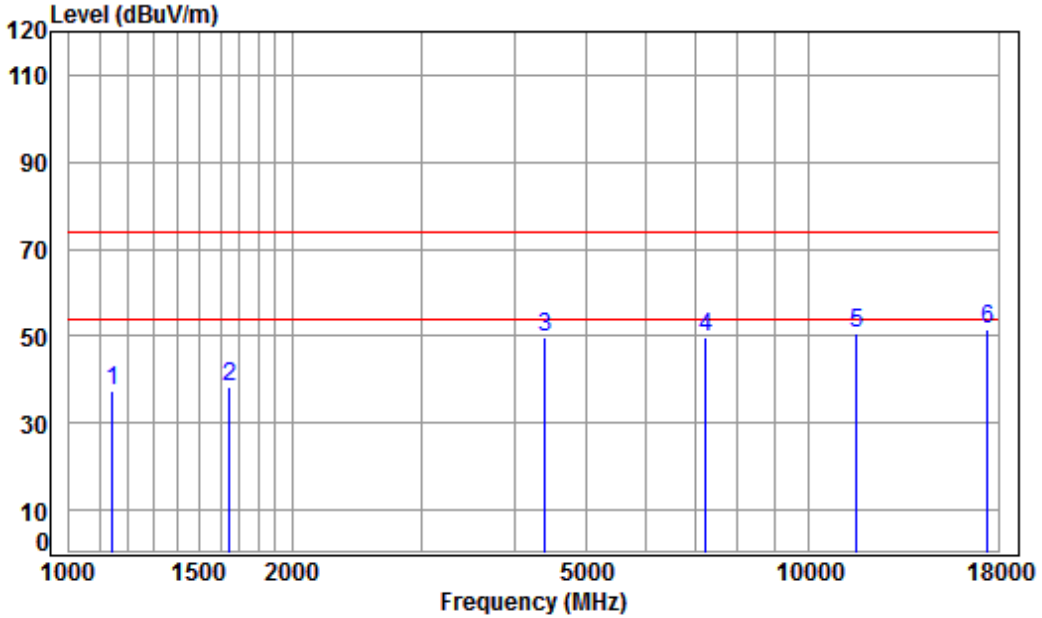
Mode : 5795 TX RSE

: Ant 1 5G WIFI 11N(40) CH159

	Cable	Ant	Preamp	Read	Limit	Over		
Freq	Loss	Factor	Factor	Level	Level	Line	Limit	Remark
MHz	dB	dB/m	dB	dBuV	dBuV/m	dBuV/m	dB	
1	1196.264	4.40	24.46	38.70	48.48	38.64	74.00	-35.36 peak
2	1529.414	5.44	25.94	38.70	46.76	39.44	74.00	-34.56 peak
3	4316.859	7.36	33.60	38.13	45.73	48.56	74.00	-25.44 peak
4	7762.260	9.97	36.46	38.28	42.18	50.33	74.00	-23.67 peak
5	pp11590.000	12.17	38.19	36.58	37.29	51.07	74.00	-22.93 peak
6	17385.000	15.85	43.26	38.08	29.75	50.78	74.00	-23.22 peak



Test mode:	802.11n(HT40)	Frequency(MHz):	5795	Peak	Horizontal
------------	---------------	-----------------	------	------	------------



Condition: 3m HORIZONTAL

Job No : 0217RG

Mode : 5795 TX RSE

: Ant 1 5G WIFI 11N(40) CH159

	Freq	Cable Loss	Ant Factor	Preamp Factor	Read Level	Level	Limit Line	Over Limit	Remark
	MHz	dB	dB/m	dB	dBuV	dBuV/m	dBuV/m	dB	
1	1145.507	4.20	24.20	38.70	47.78	37.48	74.00	-36.52	peak
2	1648.778	5.29	26.46	38.70	45.10	38.15	74.00	-35.85	peak
3	4392.376	7.44	33.60	38.14	46.77	49.67	74.00	-24.33	peak
4	7242.052	10.07	36.40	38.23	41.37	49.61	74.00	-24.39	peak
5	11590.000	12.17	38.19	36.58	36.99	50.77	74.00	-23.23	peak
6	pp17385.000	15.85	43.26	38.08	30.42	51.45	74.00	-22.55	peak

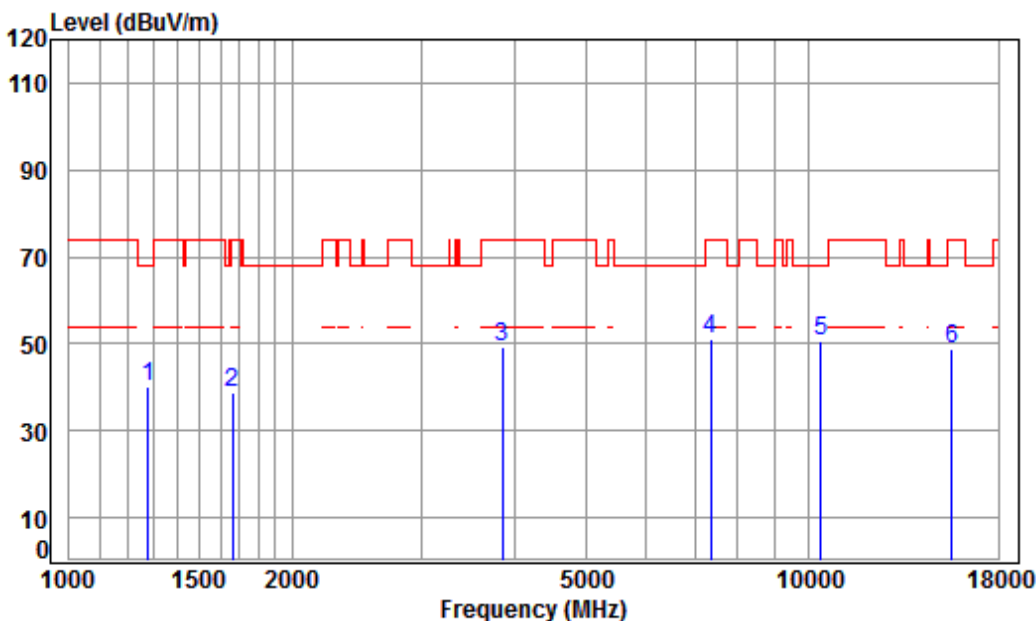


SGS-CSTC Standards Technical Services Co., Ltd. Shenzhen Branch

Report No.: SZEM180100021802

Page: 113 of 818

Test mode:	802.11ac(HT40)	Frequency(MHz):	5190	Peak	Vertical
------------	----------------	-----------------	------	------	----------



Condition: 3m VERTICAL

Job No : 0217RG

Mode : 5190 TX RSE

: Ant 1 5G WIFI 11AC(40) CH38

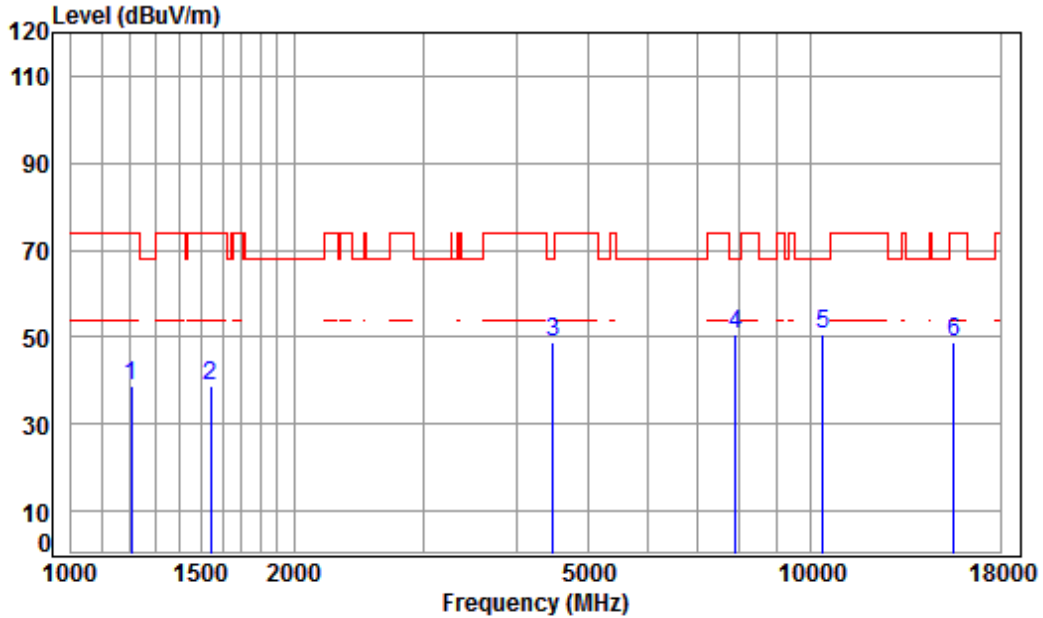
	Freq	Cable Loss	Ant Factor	Preamp Factor	Read Level	Level	Limit	Over	Remark
	MHz	dB	dB/m	dB	dBuV	dBuV/m	dBuV/m	dB	
1	1278.492	4.72	24.85	38.70	49.34	40.21	68.20	-27.99	peak
2	1663.137	5.27	26.52	38.70	45.53	38.62	74.00	-35.38	peak
3	3845.537	6.83	33.19	38.06	47.49	49.45	74.00	-24.55	peak
4	7368.741	10.03	36.35	38.24	42.77	50.91	74.00	-23.09	peak
5	pp10380.000	11.21	37.22	36.34	38.43	50.52	68.20	-17.68	peak
6	15570.000	14.35	41.37	38.10	31.32	48.94	74.00	-25.06	peak



SGS-CSTC Standards Technical Services Co., Ltd.
Shenzhen Branch

Report No.: SZEM180100021802
 Page: 114 of 818

Test mode:	802.11ac(HT40)	Frequency(MHz):	5190	Peak	Horizontal
------------	----------------	-----------------	------	------	------------



Condition: 3m HORIZONTAL

Job No : 0217RG

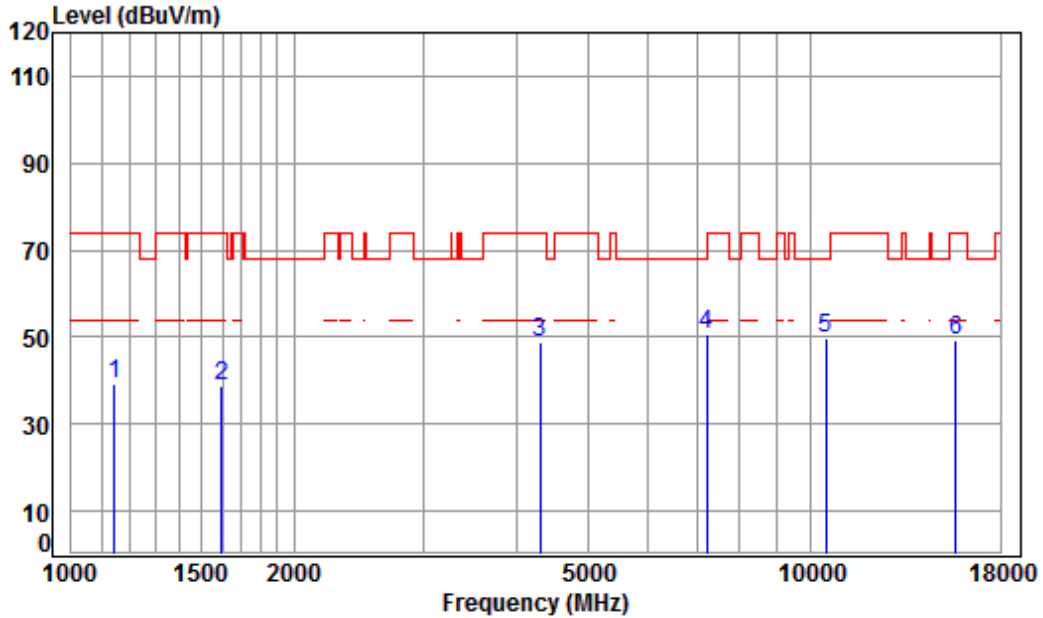
Mode : 5190 TX RSE

: Ant 1 5G WIFI 11AC(40) CH38

	Freq	Cable Loss	Ant Factor	Preamp Factor	Read Level	Limit Level	Over Line	Limit	Remark
	MHz	dB	dB/m	dB	dBuV	dBuV/m	dBuV/m	dB	
1	1206.682	4.44	24.51	38.70	48.63	38.88	74.00	-35.12	peak
2	1542.733	5.42	26.00	38.70	45.86	38.58	74.00	-35.42	peak
3	4482.150	7.54	33.60	38.15	45.95	48.94	68.20	-19.26	peak
4	7898.049	9.96	36.54	38.29	42.43	50.64	68.20	-17.56	peak
5	pp10380.000	11.21	37.22	36.34	38.68	50.77	68.20	-17.43	peak
6	15570.000	14.35	41.37	38.10	31.10	48.72	74.00	-25.28	peak



Test mode:	802.11ac(HT40)	Frequency(MHz):	5230	Peak	Vertical
------------	----------------	-----------------	------	------	----------



Condition: 3m VERTICAL

Job No : 0217RG

Mode : 5230 TX RSE

: Ant 1 5G WIFI 11AC(40) CH46

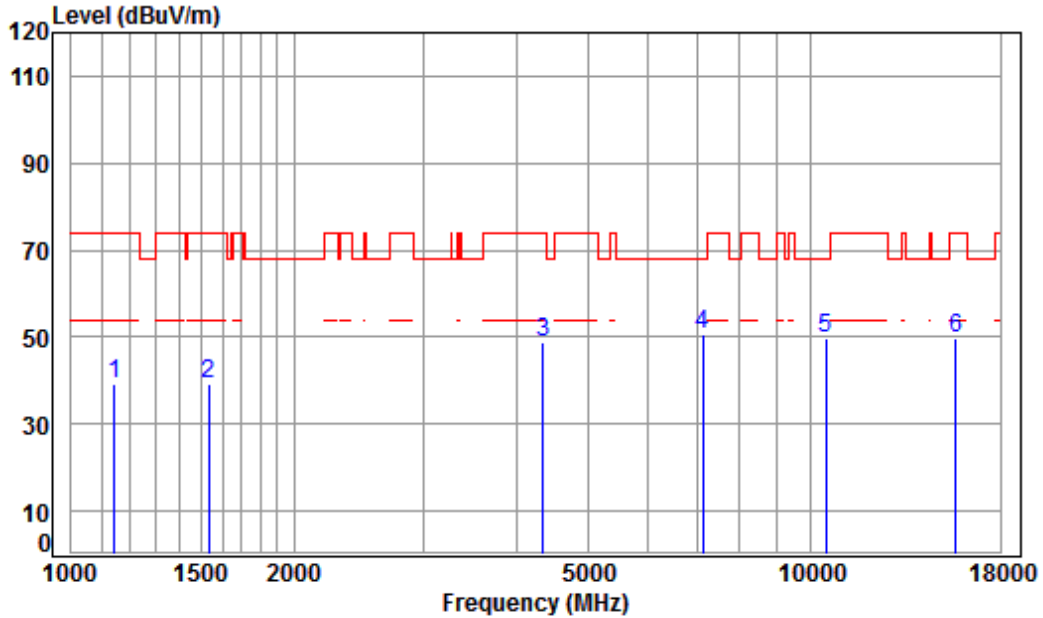
	Freq	Cable Loss	Ant Factor	Preamp Factor	Read Level	Limit Level	Limit Line	Over Limit	Remark
	MHz	dB	dB/m	dB	dBuV	dBuV/m	dBuV/m	dB	
1	1145.507	4.20	24.20	38.70	49.73	39.43	74.00	-34.57	peak
2	1597.181	5.35	26.24	38.70	45.75	38.64	74.00	-35.36	peak
3	4304.400	7.34	33.60	38.13	46.20	49.01	74.00	-24.99	peak
4 pp	7221.150	10.07	36.41	38.22	42.26	50.52	68.20	-17.68	peak
5	10460.000	11.26	37.14	36.35	37.84	49.89	68.20	-18.31	peak
6	15690.000	14.53	41.32	38.01	31.57	49.41	74.00	-24.59	peak



SGS-CSTC Standards Technical Services Co., Ltd.
Shenzhen Branch

Report No.: SZEM180100021802
 Page: 116 of 818

Test mode:	802.11ac(HT40)	Frequency(MHz):	5230	Peak	Horizontal
------------	----------------	-----------------	------	------	------------



Condition: 3m HORIZONTAL

Job No : 0217RG

Mode : 5230 TX RSE

: Ant 1 5G WIFI 11AC(40) CH46

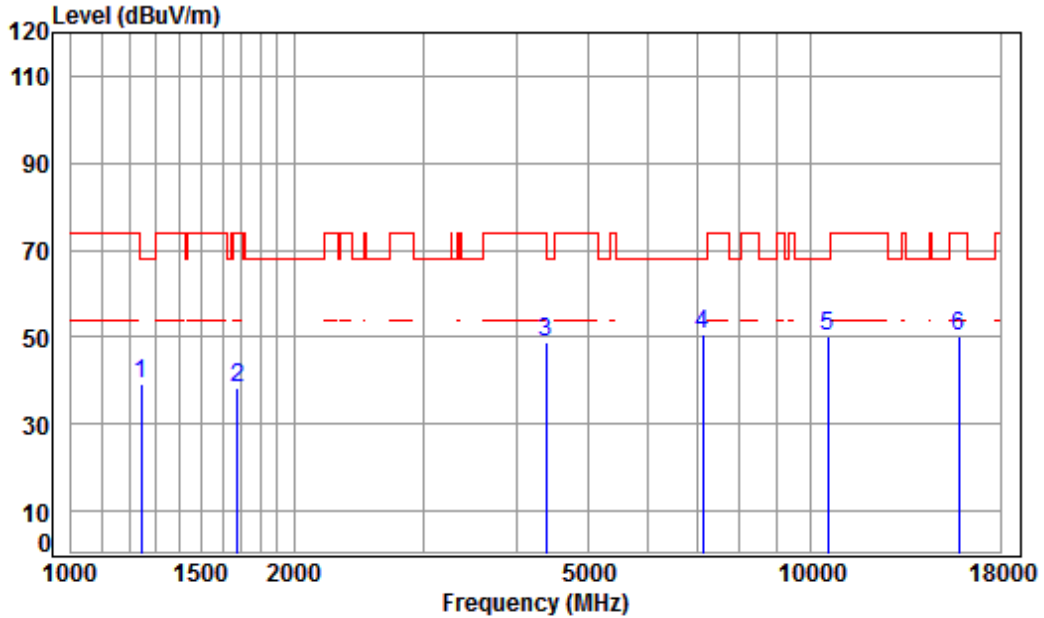
	Freq	Cable Loss	Ant Factor	Preamp Factor	Read Level	Limit Level	Over Line	Limit	Remark
	MHz	dB	dB/m	dB	dBuV	dBuV/m	dBuV/m	dB	
1	1145.507	4.20	24.20	38.70	49.38	39.08	74.00	-34.92	peak
2	1533.841	5.44	25.96	38.70	46.54	39.24	74.00	-34.76	peak
3	4341.886	7.38	33.60	38.14	46.15	48.99	74.00	-25.01	peak
4 pp	7138.144	10.09	36.44	38.21	42.53	50.85	68.20	-17.35	peak
5	10460.000	11.26	37.14	36.35	37.88	49.93	68.20	-18.27	peak
6	15690.000	14.53	41.32	38.01	31.78	49.62	74.00	-24.38	peak



SGS-CSTC Standards Technical Services Co., Ltd.
Shenzhen Branch

Report No.: SZEM180100021802
 Page: 117 of 818

Test mode:	802.11ac(HT40)	Frequency(MHz):	5270	Peak	Vertical
------------	----------------	-----------------	------	------	----------



Condition: 3m VERTICAL

Job No : 0217RG

Mode : 5270 TX RSE

: Ant 1 5G WIFI 11AC(40) CH54

	Freq	Cable Loss	Ant Factor	Preamp Factor	Read Level	Level	Limit	Over	Remark
	MHz	dB	dB/m	dB	dBuV	dBuV/m	dBuV/m	dB	
1	1245.663	4.60	24.70	38.70	48.60	39.20	68.20	-29.00	peak
2	1677.621	5.25	26.58	38.70	45.33	38.46	74.00	-35.54	peak
3	4379.699	7.43	33.60	38.14	46.00	48.89	74.00	-25.11	peak
4	pp 7138.144	10.09	36.44	38.21	42.26	50.58	68.20	-17.62	peak
5	10540.000	11.32	37.15	36.36	38.29	50.40	68.20	-17.80	peak
6	15810.000	14.71	41.28	37.93	32.03	50.09	74.00	-23.91	peak

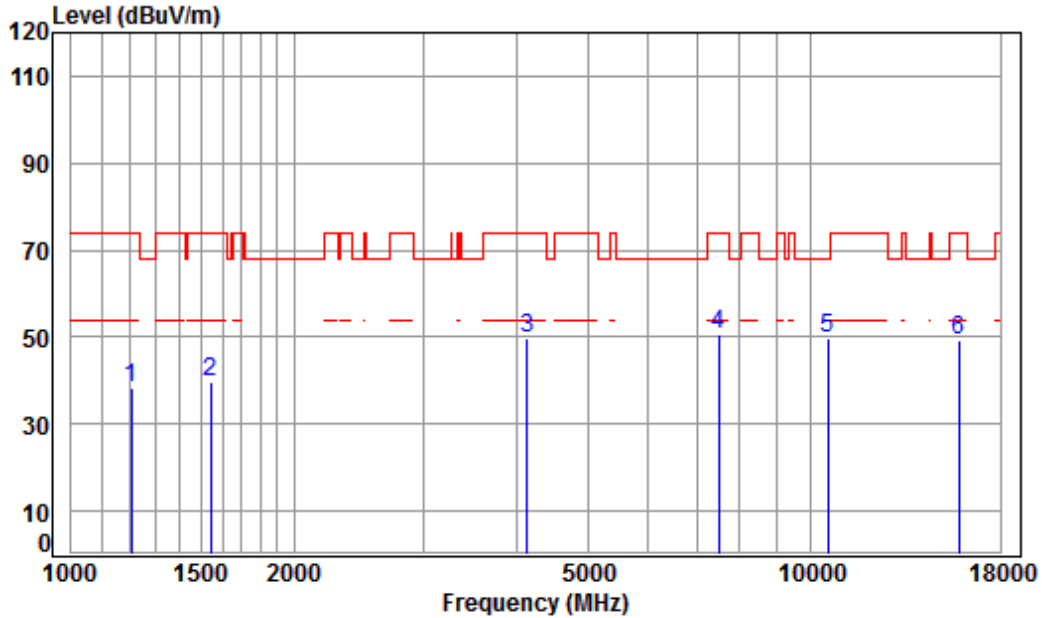


SGS-CSTC Standards Technical Services Co., Ltd.
Shenzhen Branch

Report No.: SZEM180100021802

Page: 118 of 818

Test mode:	802.11ac(HT40)	Frequency(MHz):	5270	Peak	Horizontal
------------	----------------	-----------------	------	------	------------



Condition: 3m HORIZONTAL

Job No : 0217RG

Mode : 5270 TX RSE

: Ant 1 5G WIFI 11AC(40) CH54

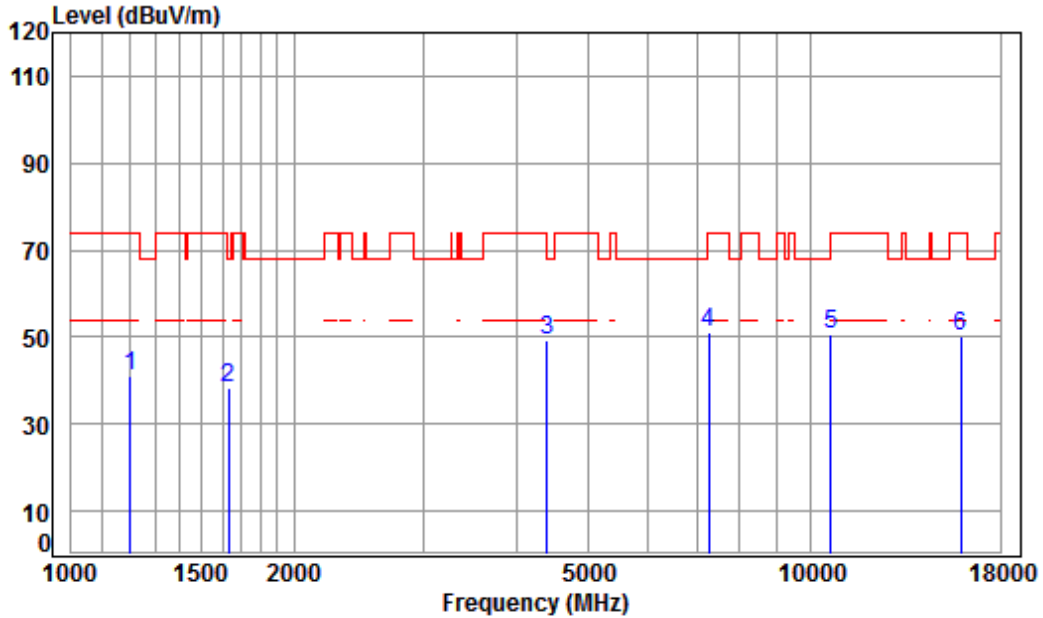
	Freq	Cable Loss	Ant Factor	Preamp Factor	Read Level	Limit Level	Over Line	Over Limit	Remark
	MHz	dB	dB/m	dB	dBuV	dBuV/m	dBuV/m	dB	
1	1206.682	4.44	24.51	38.70	48.19	38.44	74.00	-35.56	peak
2	1542.733	5.42	26.00	38.70	47.02	39.74	74.00	-34.26	peak
3	4133.699	7.14	33.60	38.11	46.88	49.51	74.00	-24.49	peak
4	7497.646	10.00	36.30	38.25	42.55	50.60	74.00	-23.40	peak
5	pp10540.000	11.32	37.15	36.36	37.55	49.66	68.20	-18.54	peak
6	15810.000	14.71	41.28	37.93	31.16	49.22	74.00	-24.78	peak



SGS-CSTC Standards Technical Services Co., Ltd.
Shenzhen Branch

Report No.: SZEM180100021802
 Page: 119 of 818

Test mode:	802.11ac(HT40)	Frequency(MHz):	5310	Peak	Vertical
------------	----------------	-----------------	------	------	----------



Condition: 3m VERTICAL

Job No : 0217RG

Mode : 5310 TX RSE

: Ant 1 5G WIFI 11AC(40) CH62

	Freq	Cable Loss	Ant Factor	Preamp Factor	Read Level	Limit Level	Limit Line	Over Limit	Remark
	MHz	dB	dB/m	dB	dBuV	dBuV/m	dBuV/m	dB	
1	1203.199	4.43	24.49	38.70	50.88	41.10	74.00	-32.90	peak
2	1634.543	5.31	26.40	38.70	45.36	38.37	68.20	-29.83	peak
3	4392.376	7.44	33.60	38.14	46.33	49.23	74.00	-24.77	peak
4	7263.015	10.06	36.39	38.23	42.88	51.10	74.00	-22.90	peak
5	10620.000	11.37	37.25	36.36	38.18	50.44	74.00	-23.56	peak
6	15930.000	14.89	41.23	37.85	31.77	50.04	74.00	-23.96	peak

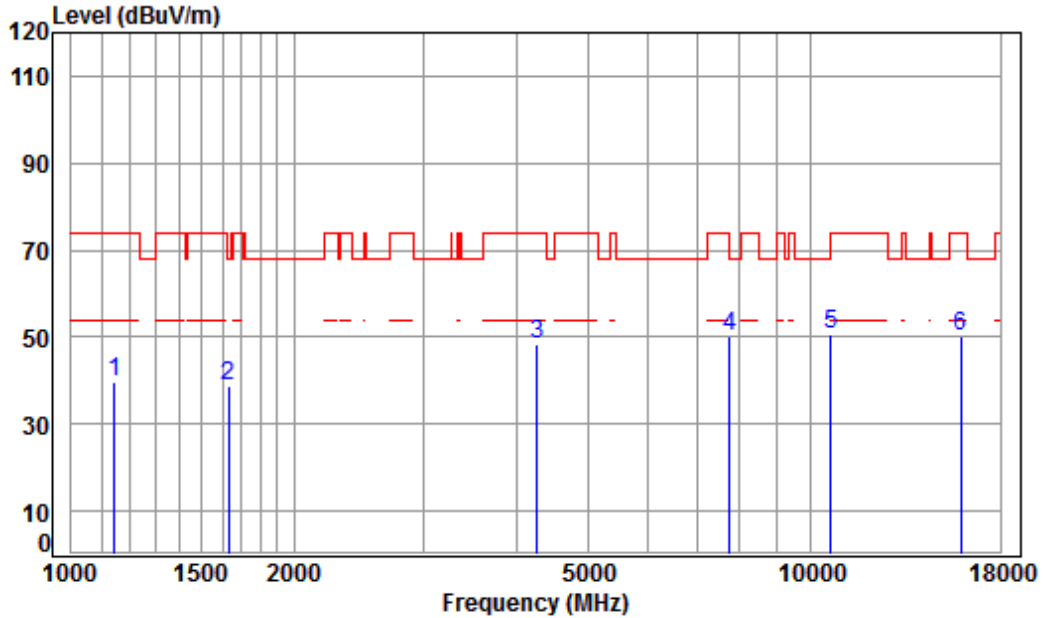


SGS-CSTC Standards Technical Services Co., Ltd.
Shenzhen Branch

Report No.: SZEM180100021802

Page: 120 of 818

Test mode:	802.11ac(HT40)	Frequency(MHz):	5310	Peak	Horizontal
------------	----------------	-----------------	------	------	------------



Condition: 3m HORIZONTAL

Job No : 0217RG

Mode : 5310 TX RSE

: Ant 1 5G WIFI 11AC(40) CH62

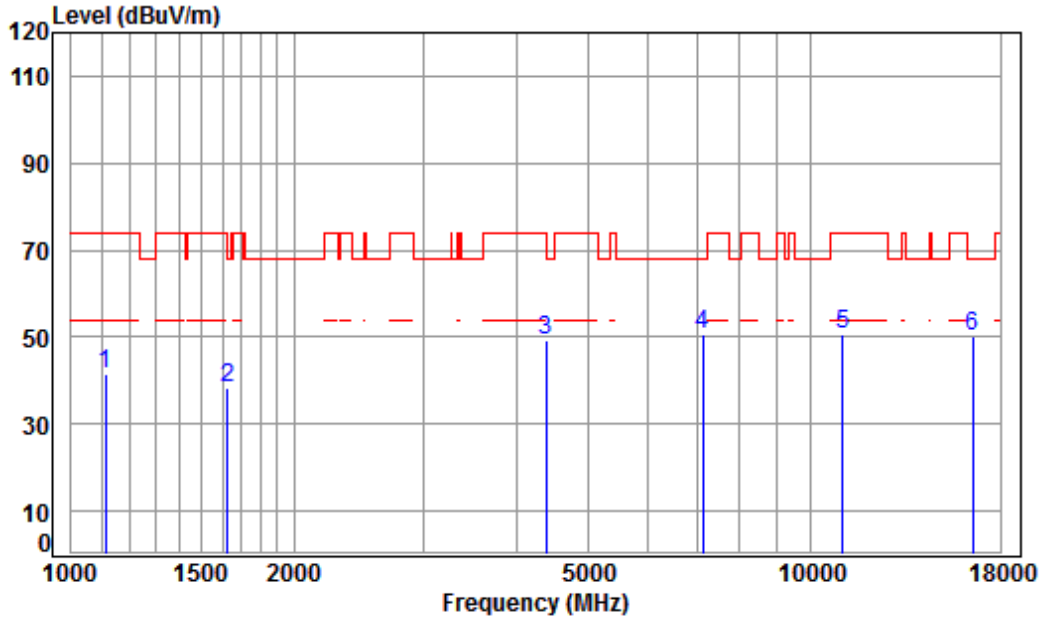
	Freq	Cable Loss	Ant Factor	Preamp Factor	Read Level	Limit Level	Over Line	Limit	Remark
	MHz	dB	dB/m	dB	dBuV	dBuV/m	dBuV/m	dB	
1	1145.507	4.20	24.20	38.70	49.84	39.54	74.00	-34.46	peak
2	1629.825	5.31	26.38	38.70	45.68	38.67	68.20	-29.53	peak
3	4267.237	7.30	33.60	38.13	45.39	48.16	74.00	-25.84	peak
4	pp 7762.260	9.97	36.46	38.28	42.08	50.23	68.20	-17.97	peak
5	10620.000	11.37	37.25	36.36	38.36	50.62	74.00	-23.38	peak
6	15930.000	14.89	41.23	37.85	31.70	49.97	74.00	-24.03	peak



SGS-CSTC Standards Technical Services Co., Ltd.
Shenzhen Branch

Report No.: SZEM180100021802
 Page: 121 of 818

Test mode:	802.11ac(HT40)	Frequency(MHz):	5510	Peak	Vertical
------------	----------------	-----------------	------	------	----------



Condition: 3m VERTICAL

Job No : 0217RG

Mode : 5510 TX RSE

: Ant 1 5G WIFI 11AC(40) CH102

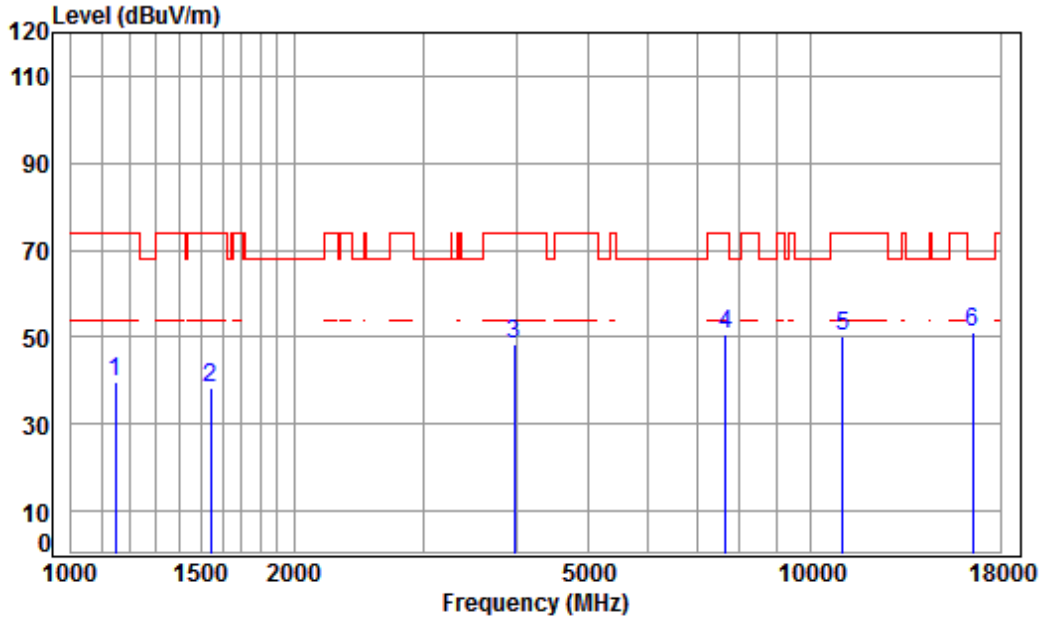
	Freq	Cable Loss	Ant Factor	Preamp Factor	Read Level	Limit Level	Over Line	Limit	Remark
	MHz	dB	dB/m	dB	dBuV	dBuV/m	dBuV/m	dB	
1	1112.872	4.06	24.03	38.70	52.20	41.59	74.00	-32.41	peak
2	1625.121	5.32	26.36	38.70	45.26	38.24	74.00	-35.76	peak
3	4379.699	7.43	33.60	38.14	46.59	49.48	74.00	-24.52	peak
4	pp 7138.144	10.09	36.44	38.21	42.15	50.47	68.20	-17.73	peak
5	11020.000	11.65	37.72	36.41	37.57	50.53	74.00	-23.47	peak
6	16530.000	14.63	42.71	38.02	31.04	50.36	68.20	-17.84	peak



SGS-CSTC Standards Technical Services Co., Ltd.
Shenzhen Branch

Report No.: SZEM180100021802
 Page: 122 of 818

Test mode:	802.11ac(HT40)	Frequency(MHz):	5510	Peak	Horizontal
------------	----------------	-----------------	------	------	------------



Condition: 3m HORIZONTAL

Job No : 0217RG

Mode : 5510 TX RSE

: Ant 1 5G WIFI 11AC(40) CH102

	Freq	Cable Loss	Ant Factor	Preamp Factor	Read Level	Limit Level	Over Line	Over Limit	Remark
	MHz	dB	dB/m	dB	dBuV	dBuV/m	dBuV/m	dB	
1	1148.823	4.21	24.22	38.70	49.82	39.55	74.00	-34.45	peak
2	1542.733	5.42	26.00	38.70	45.59	38.31	74.00	-35.69	peak
3	3969.767	6.95	33.52	38.09	46.11	48.49	74.00	-25.51	peak
4	7673.034	9.98	36.41	38.27	42.54	50.66	74.00	-23.34	peak
5	11020.000	11.65	37.72	36.41	37.45	50.41	74.00	-23.59	peak
6	pp16530.000	14.63	42.71	38.02	31.71	51.03	68.20	-17.17	peak

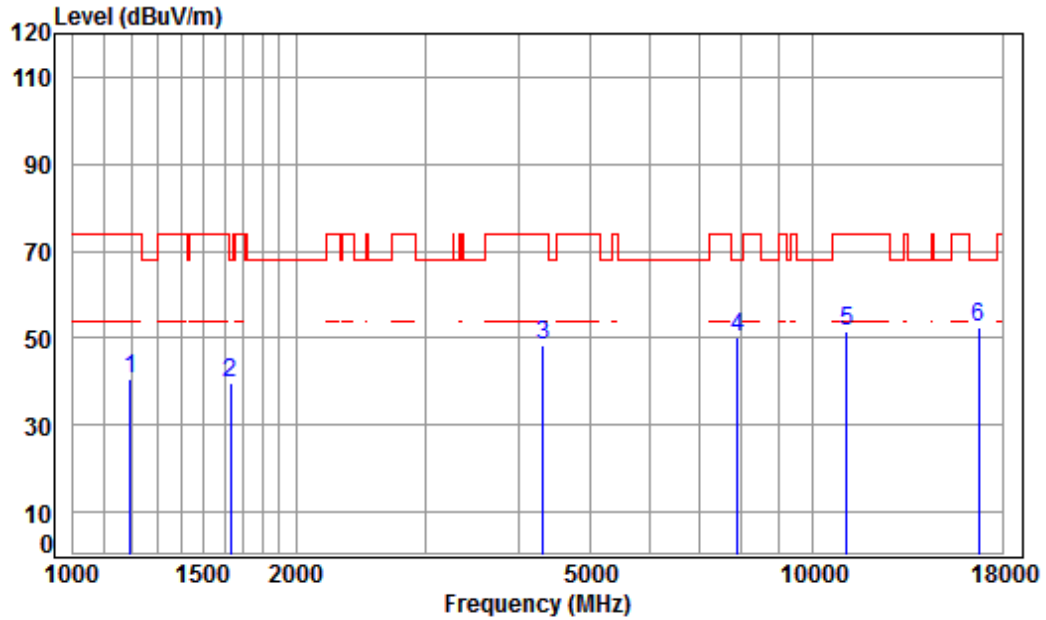


SGS-CSTC Standards Technical Services Co., Ltd. Shenzhen Branch

Report No.: SZEM180100021802

Page: 123 of 818

Test mode:	802.11ac(HT40)	Frequency(MHz):	5550	Peak	Vertical
------------	----------------	-----------------	------	------	----------



Condition: 3m VERTICAL

Job No : 0217RG

Mode : 5550 TX RSE

: Ant 1 5G WIFI 11AC(40) CH110

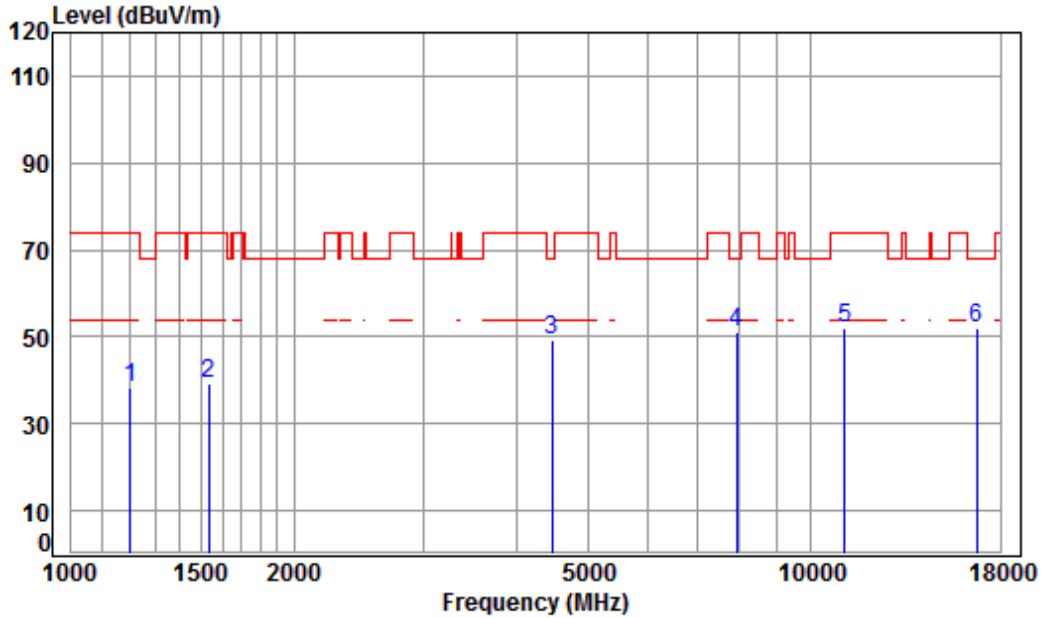
	Cable	Ant	Preamp	Read	Limit	Over		
Freq	Loss	Factor	Factor	Level	Level	Line	Limit	Remark
MHz	dB	dB/m	dB	dBuV	dBuV/m	dBuV/m	dB	
1	1196.264	4.40	24.46	38.70	50.51	40.67	74.00	-33.33 peak
2	1634.543	5.31	26.40	38.70	46.57	39.58	68.20	-28.62 peak
3	4316.859	7.36	33.60	38.13	45.75	48.58	74.00	-25.42 peak
4	7898.049	9.96	36.54	38.29	42.04	50.25	68.20	-17.95 peak
5	11100.000	11.73	37.78	36.43	38.35	51.43	74.00	-22.57 peak
6	pp16740.000	15.57	42.75	38.10	32.26	52.48	68.20	-15.72 peak



SGS-CSTC Standards Technical Services Co., Ltd.
Shenzhen Branch

Report No.: SZEM180100021802
 Page: 124 of 818

Test mode:	802.11ac(HT40)	Frequency(MHz):	5550	Peak	Horizontal
------------	----------------	-----------------	------	------	------------



Condition: 3m HORIZONTAL

Job No : 0217RG

Mode : 5550 TX RSE

: Ant 1 5G WIFI 11AC(40) CH110

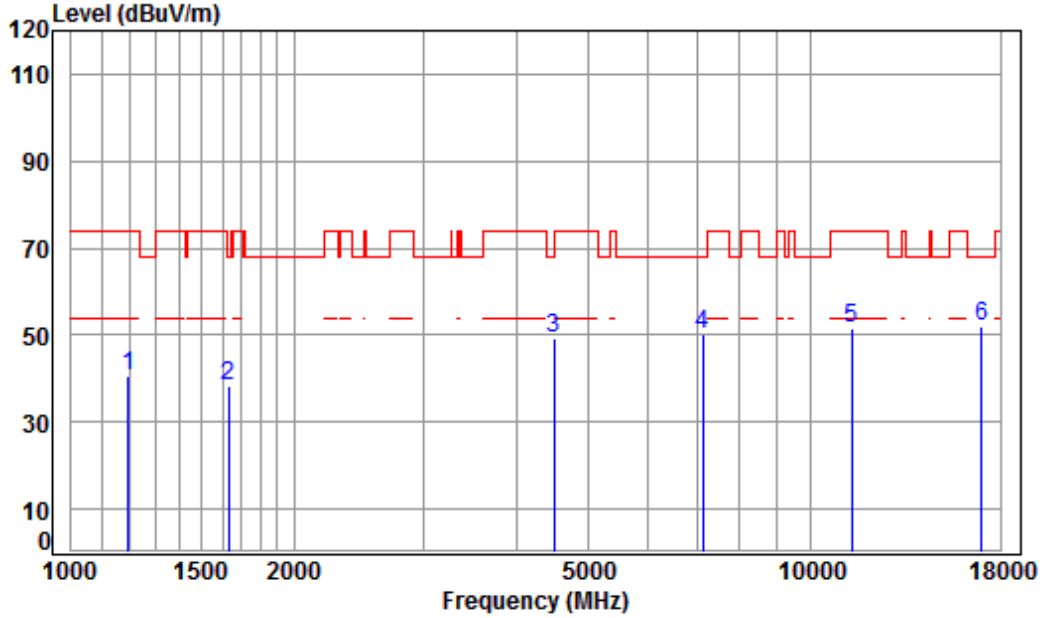
	Freq	Cable Loss	Ant Factor	Preamp Factor	Read Level	Limit Level	Over Line	Over Limit	Remark
	MHz	dB	dB/m	dB	dBuV	dBuV/m	dBuV/m	dB	
1	1203.199	4.43	24.49	38.70	48.14	38.36	74.00	-35.64	peak
2	1533.841	5.44	25.96	38.70	46.53	39.23	74.00	-34.77	peak
3	4469.214	7.53	33.60	38.15	46.15	49.13	68.20	-19.07	peak
4	7920.911	9.96	36.55	38.29	42.73	50.95	68.20	-17.25	peak
5	11100.000	11.73	37.78	36.43	38.76	51.84	74.00	-22.16	peak
6	pp16740.000	15.57	42.75	38.10	31.66	51.88	68.20	-16.32	peak



SGS-CSTC Standards Technical Services Co., Ltd.
Shenzhen Branch

Report No.: SZEM180100021802
 Page: 125 of 818

Test mode:	802.11ac(HT40)	Frequency(MHz):	5670	Peak	Vertical
------------	----------------	-----------------	------	------	----------



Condition: 3m VERTICAL

Job No : 0217RG

Mode : 5670 TX RSE

: Ant 1 5G WIFI 11AC(40) CH134

	Freq	Cable Loss	Ant Factor	Preamp Factor	Read Level	Limit Level	Limit Line	Over Limit	Remark
	MHz	dB	dB/m	dB	dBuV	dBuV/m	dBuV/m	dB	
1	1196.264	4.40	24.46	38.70	50.51	40.67	74.00	-33.33	peak
2	1629.825	5.31	26.38	38.70	45.16	38.15	68.20	-30.05	peak
3	4495.125	7.55	33.60	38.15	46.31	49.31	68.20	-18.89	peak
4	7138.144	10.09	36.44	38.21	42.04	50.36	68.20	-17.84	peak
5	11340.000	11.98	37.97	36.50	37.96	51.41	74.00	-22.59	peak
6	pp17010.000	16.69	42.81	38.20	30.81	52.11	68.20	-16.09	peak

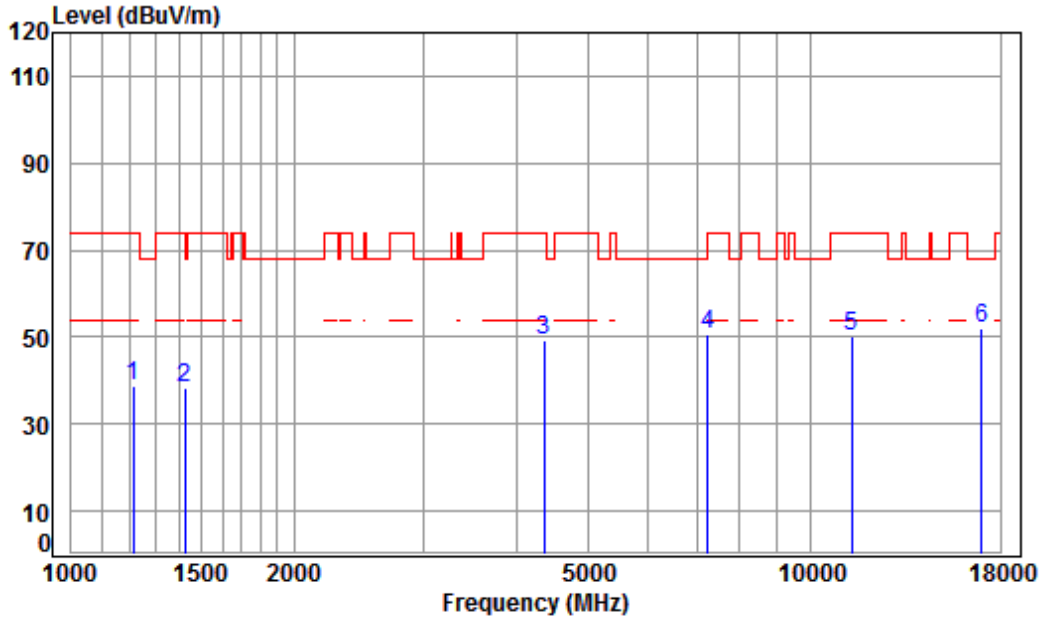


SGS-CSTC Standards Technical Services Co., Ltd.
Shenzhen Branch

Report No.: SZEM180100021802

Page: 126 of 818

Test mode:	802.11ac(HT40)	Frequency(MHz):	5670	Peak	Horizontal
------------	----------------	-----------------	------	------	------------



Condition: 3m HORIZONTAL

Job No : 0217RG

Mode : 5670 TX RSE

: Ant 1 5G WIFI 11AC(40) CH134

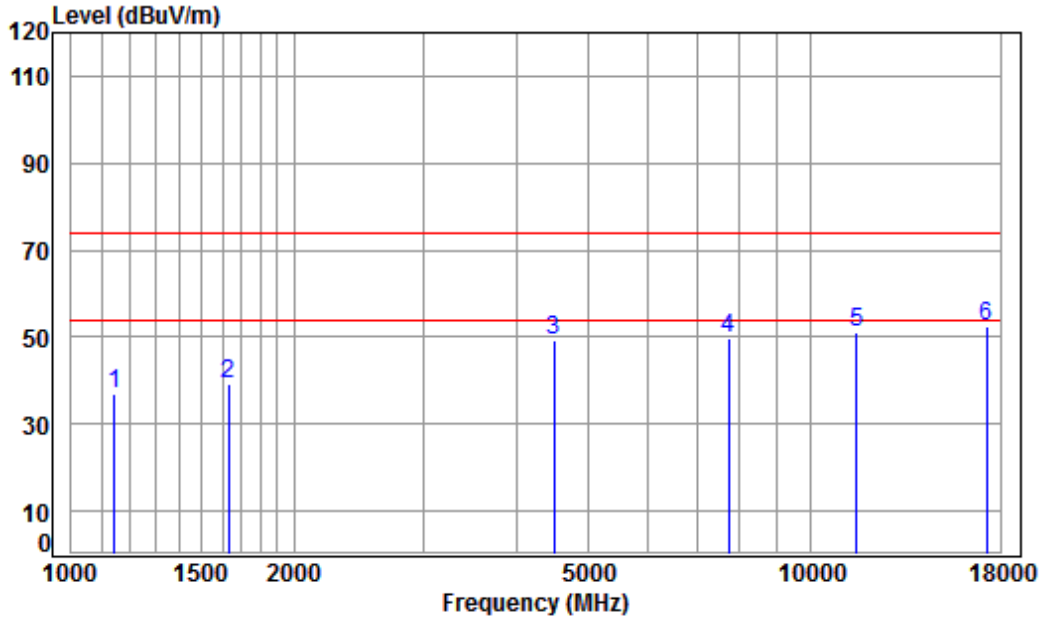
	Freq	Cable Loss	Ant Factor	Preamp Factor	Read Level	Limit Level	Limit Line	Over Limit	Remark
	MHz	dB	dB/m	dB	dBuV	dBuV/m	dBuV/m	dB	
1	1213.677	4.47	24.55	38.70	48.27	38.59	74.00	-35.41	peak
2	1426.916	5.24	25.50	38.70	46.40	38.44	74.00	-35.56	peak
3	4354.454	7.40	33.60	38.14	46.40	49.26	74.00	-24.74	peak
4	7242.052	10.07	36.40	38.23	42.38	50.62	68.20	-17.58	peak
5	11340.000	11.98	37.97	36.50	36.77	50.22	74.00	-23.78	peak
6	pp17010.000	16.69	42.81	38.20	30.83	52.13	68.20	-16.07	peak



SGS-CSTC Standards Technical Services Co., Ltd.
Shenzhen Branch

Report No.: SZEM180100021802
 Page: 127 of 818

Test mode:	802.11ac(HT40)	Frequency(MHz):	5755	Peak	Vertical
------------	----------------	-----------------	------	------	----------



Condition: 3m VERTICAL

Job No : 0217RG

Mode : 5755 TX RSE

: Ant 1 5G WIFI 11AC(40) CH151

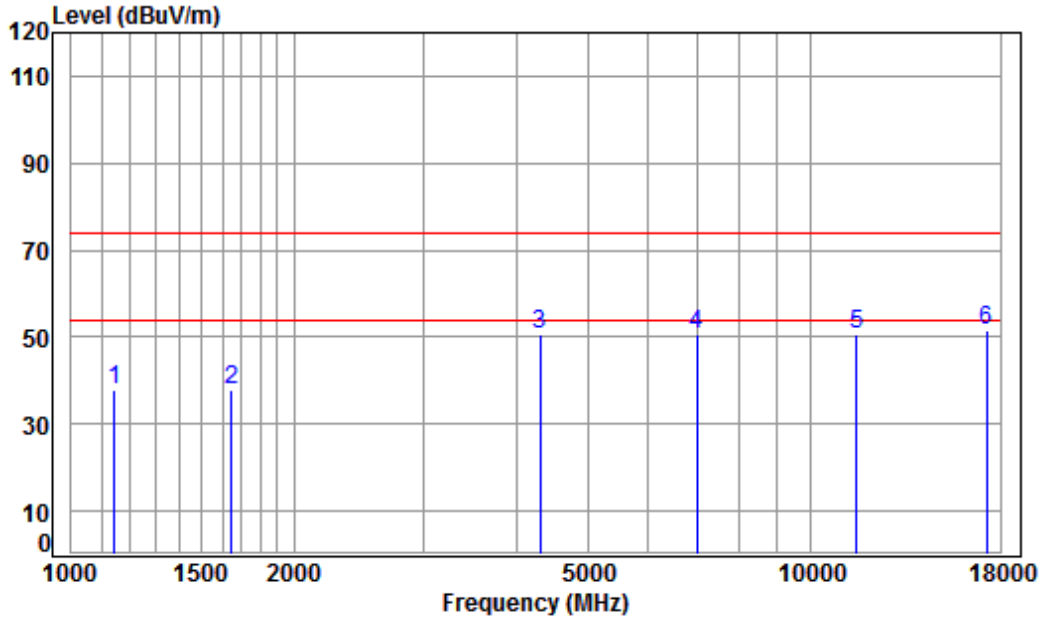
	Freq	Cable Loss	Ant Factor	Preamp Factor	Read Level	Limit Level	Limit Line	Over Limit	Remark
	MHz	dB	dB/m	dB	dBuV	dBuV/m	dBuV/m	dB	
1	1145.507	4.20	24.20	38.70	47.20	36.90	74.00	-37.10	peak
2	1634.543	5.31	26.40	38.70	46.29	39.30	74.00	-34.70	peak
3	4495.125	7.55	33.60	38.15	46.28	49.28	74.00	-24.72	peak
4	7739.857	9.98	36.45	38.28	41.79	49.94	74.00	-24.06	peak
5	11510.000	12.14	38.11	36.56	37.19	50.88	74.00	-23.12	peak
6	pp17265.000	16.12	43.12	38.12	31.12	52.24	74.00	-21.76	peak



SGS-CSTC Standards Technical Services Co., Ltd.
Shenzhen Branch

Report No.: SZEM180100021802
 Page: 128 of 818

Test mode:	802.11ac(HT40)	Frequency(MHz):	5755	Peak	Horizontal
------------	----------------	-----------------	------	------	------------



Condition: 3m HORIZONTAL

Job No : 0217RG

Mode : 5755 TX RSE

: Ant 1 5G WIFI 11AC(40) CH151

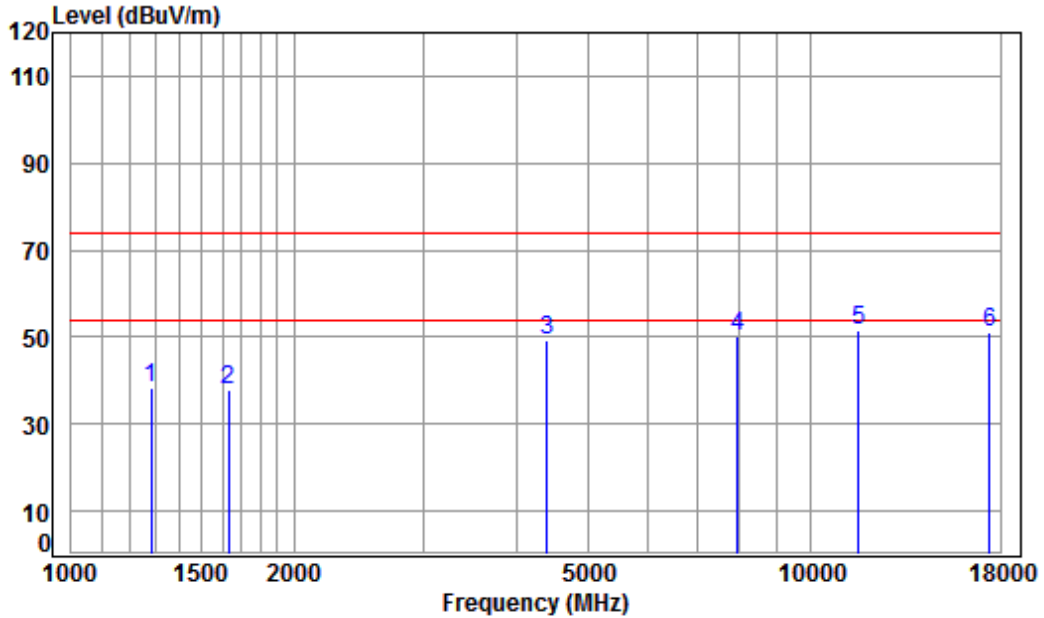
	Freq	Cable Loss	Ant Factor	Preamp Factor	Read Level	Limit Level	Limit Line	Over Limit	Remark
	MHz	dB	dB/m	dB	dBuV	dBuV/m	dBuV/m	dB	
1	1145.507	4.20	24.20	38.70	48.22	37.92	74.00	-36.08	peak
2	1648.778	5.29	26.46	38.70	44.92	37.97	74.00	-36.03	peak
3	4304.400	7.34	33.60	38.13	47.70	50.51	74.00	-23.49	peak
4	7015.420	10.13	36.49	38.20	42.23	50.65	74.00	-23.35	peak
5	11510.000	12.14	38.11	36.56	37.17	50.86	74.00	-23.14	peak
6	pp17265.000	16.12	43.12	38.12	30.41	51.53	74.00	-22.47	peak



SGS-CSTC Standards Technical Services Co., Ltd.
Shenzhen Branch

Report No.: SZEM180100021802
 Page: 129 of 818

Test mode:	802.11ac(HT40)	Frequency(MHz):	5795	Peak	Vertical
------------	----------------	-----------------	------	------	----------



Condition: 3m VERTICAL

Job No : 0217RG

Mode : 5795 TX RSE

: Ant 1 5G WIFI 11AC(40) CH159

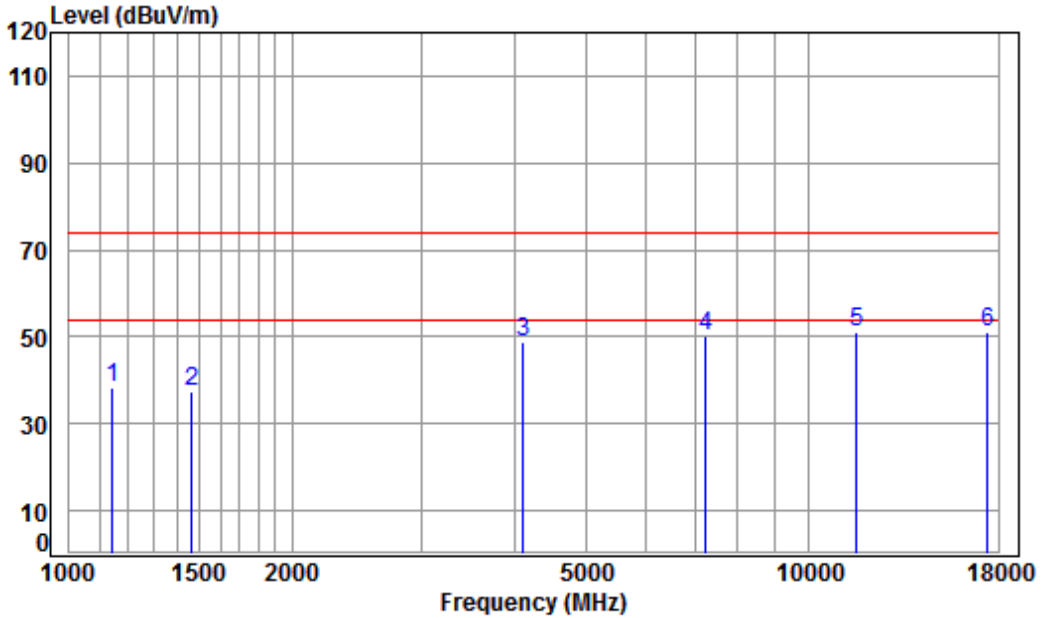
	Freq	Cable Loss	Ant Factor	Preamp Factor	Read Level	Limit Level	Limit Line	Over Limit	Remark
	MHz	dB	dB/m	dB	dBuV	dBuV/m	dBuV/m	dB	
1	1282.193	4.73	24.87	38.70	47.37	38.27	74.00	-35.73	peak
2	1629.825	5.31	26.38	38.70	44.79	37.78	74.00	-36.22	peak
3	4392.376	7.44	33.60	38.14	46.17	49.07	74.00	-24.93	peak
4	7943.838	9.96	36.57	38.29	42.02	50.26	74.00	-23.74	peak
5	pp11590.000	12.17	38.19	36.58	37.65	51.43	74.00	-22.57	peak
6	17385.000	15.85	43.26	38.08	30.25	51.28	74.00	-22.72	peak



SGS-CSTC Standards Technical Services Co., Ltd.
Shenzhen Branch

Report No.: SZEM180100021802
 Page: 130 of 818

Test mode:	802.11ac(HT40)	Frequency(MHz):	5795	Peak	Horizontal
------------	----------------	-----------------	------	------	------------



Condition: 3m HORIZONTAL

Job No : 0217RG

Mode : 5795 TX RSE

: Ant 1 5G WIFI 11AC(40) CH159

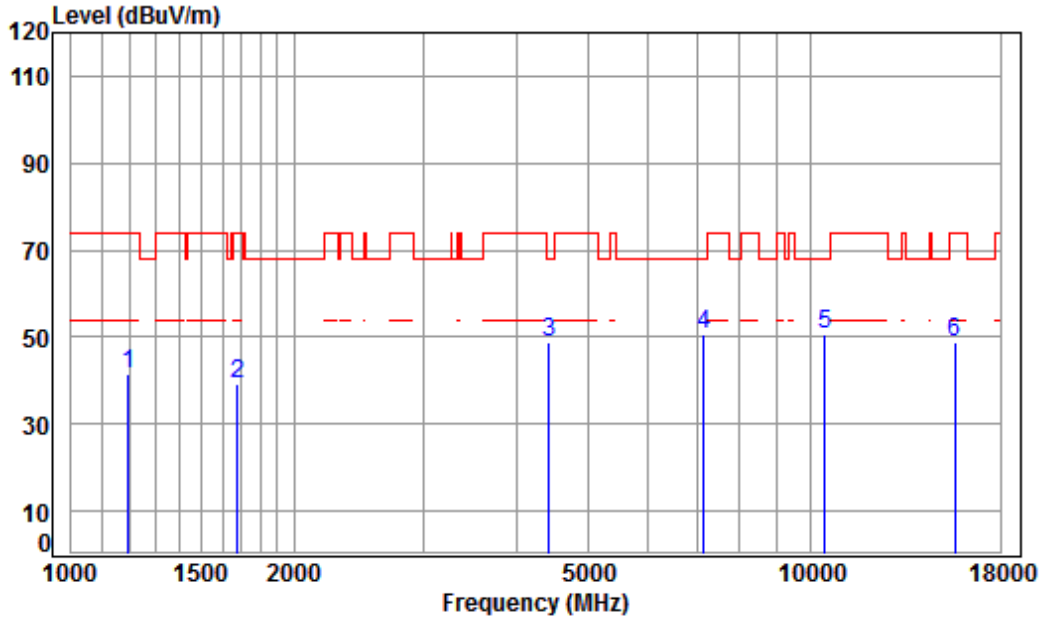
	Freq	Cable Loss	Ant Factor	Preamp Factor	Read Level	Level	Limit Line	Over Limit	Remark
	MHz	dB	dB/m	dB	dBuV	dBuV/m	dBuV/m	dB	
1	1145.507	4.20	24.20	38.70	48.42	38.12	74.00	-35.88	peak
2	1464.522	5.37	25.66	38.70	45.07	37.40	74.00	-36.60	peak
3	4109.872	7.11	33.60	38.11	46.12	48.72	74.00	-25.28	peak
4	7242.052	10.07	36.40	38.23	41.77	50.01	74.00	-23.99	peak
5	11590.000	12.17	38.19	36.58	37.25	51.03	74.00	-22.97	peak
6	pp17385.000	15.85	43.26	38.08	30.09	51.12	74.00	-22.88	peak



SGS-CSTC Standards Technical Services Co., Ltd.
Shenzhen Branch

Report No.: SZEM180100021802
 Page: 131 of 818

Test mode:	802.11ac(HT80)	Frequency(MHz):	5210	Peak	Vertical
------------	----------------	-----------------	------	------	----------



Condition: 3m VERTICAL

Job No : 0217RG

Mode : 5210 TX RSE

: Ant 1 5G WIFI 11AC(80) CH42

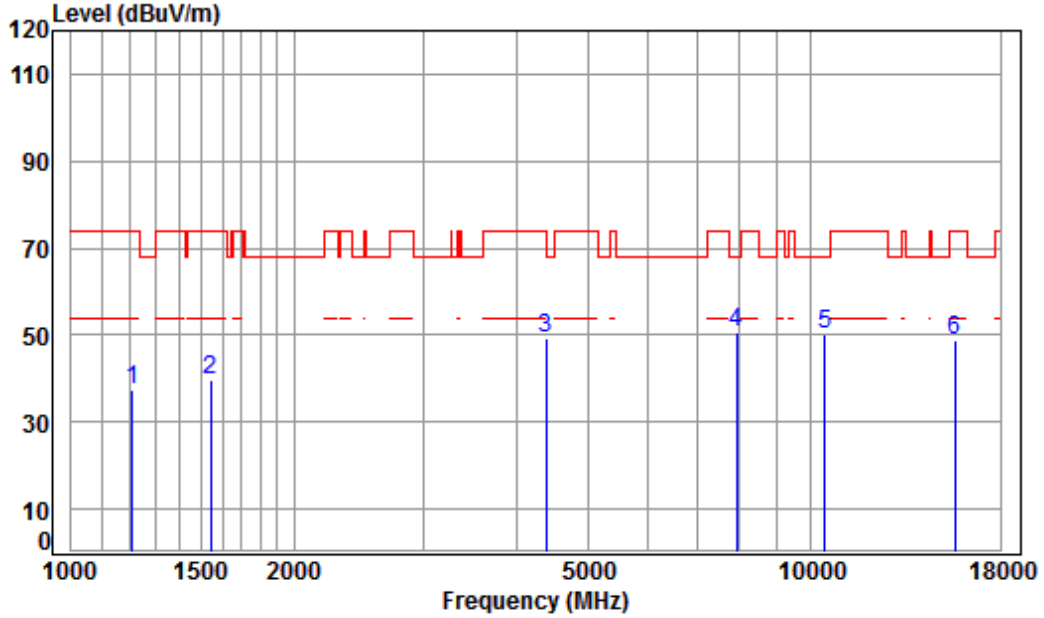
	Freq	Cable Loss	Ant Factor	Preamp Factor	Read Level	Limit Level	Over Line	Limit	Remark
	MHz	dB	dB/m	dB	dBuV	dBuV/m	dBuV/m	dB	
1	1196.264	4.40	24.46	38.70	51.31	41.47	74.00	-32.53	peak
2	1677.621	5.25	26.58	38.70	45.93	39.06	74.00	-34.94	peak
3	4417.841	7.47	33.60	38.14	45.74	48.67	68.20	-19.53	peak
4	7158.806	10.09	36.43	38.22	42.23	50.53	68.20	-17.67	peak
5	pp10420.000	11.24	37.18	36.34	38.58	50.66	68.20	-17.54	peak
6	15630.000	14.44	41.35	38.05	30.86	48.60	74.00	-25.40	peak



SGS-CSTC Standards Technical Services Co., Ltd. Shenzhen Branch

Report No.: SZEM180100021802
Page: 132 of 818

Test mode:	802.11ac(HT80)	Frequency(MHz):	5210	Peak	Horizontal
------------	----------------	-----------------	------	------	------------



Condition: 3m HORIZONTAL

Job No : 0217RG

Mode : 5210 TX RSE

: Ant 1 5G WIFI 11AC(80) CH42

	Freq	Cable Loss	Ant Factor	Preamp Factor	Read Level	Limit Level	Over Line	Limit	Remark
	MHz	dB	dB/m	dB	dBuV	dBuV/m	dBuV/m	dB	
1	1210.174	4.46	24.53	38.70	47.22	37.51	74.00	-36.49	peak
2	1542.733	5.42	26.00	38.70	46.94	39.66	74.00	-34.34	peak
3	4379.699	7.43	33.60	38.14	46.21	49.10	74.00	-24.90	peak
4	pp 7920.911	9.96	36.55	38.29	42.27	50.49	68.20	-17.71	peak
5	10420.000	11.24	37.18	36.34	38.19	50.27	68.20	-17.93	peak
6	15630.000	14.44	41.35	38.05	31.10	48.84	74.00	-25.16	peak

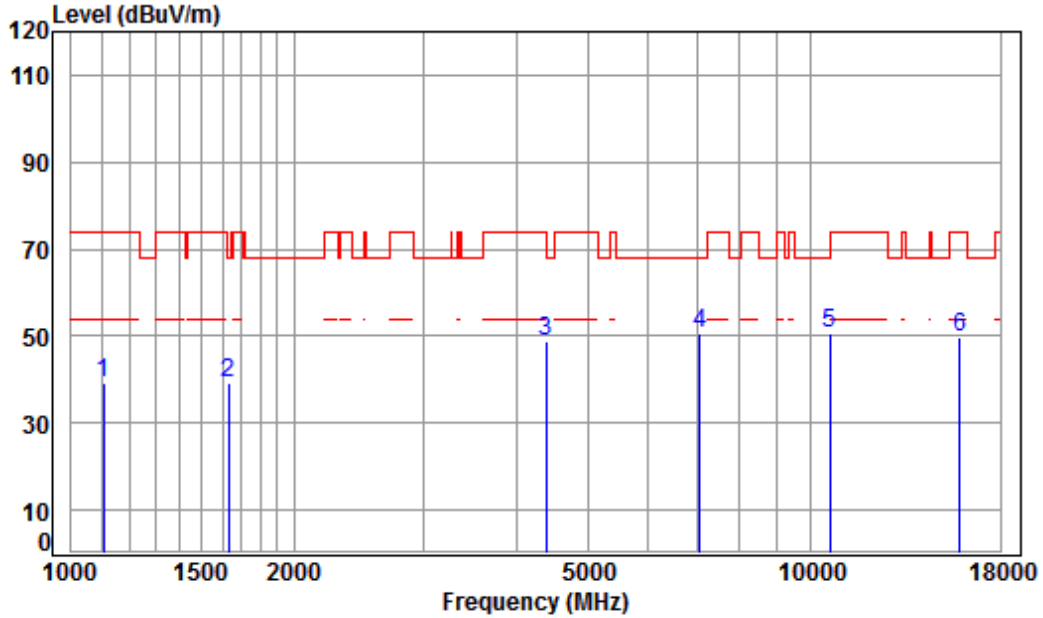


SGS-CSTC Standards Technical Services Co., Ltd.
Shenzhen Branch

Report No.: SZEM180100021802

Page: 133 of 818

Test mode:	802.11ac(HT80)	Frequency(MHz):	5290	Peak	Vertical
------------	----------------	-----------------	------	------	----------



Condition: 3m VERTICAL

Job No : 0217RG

Mode : 5290 TX RSE

: Ant 1 5G WIFI 11AC(80) CH58

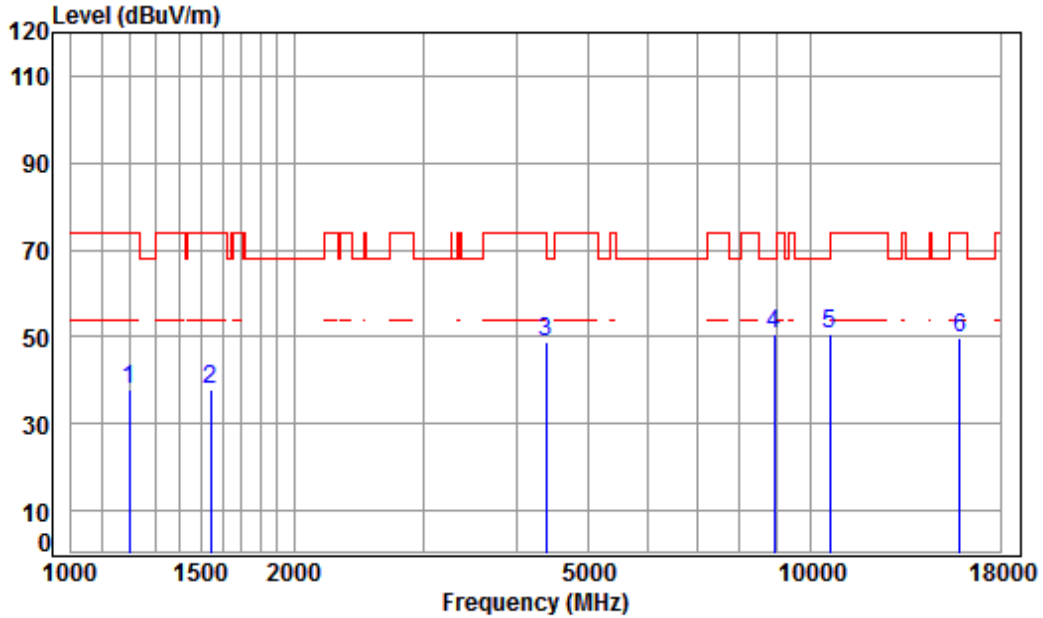
	Cable	Ant	Preamp	Read	Limit	Over		
Freq	Loss	Factor	Factor	Level	Level	Line	Limit	Remark
MHz	dB	dB/m	dB	dBuV	dBuV/m	dBuV/m	dB	
1	1106.457	4.03	24.00	38.70	49.87	39.20	74.00	-34.80 peak
2	1634.543	5.31	26.40	38.70	46.22	39.23	68.20	-28.97 peak
3	4379.699	7.43	33.60	38.14	45.91	48.80	74.00	-25.20 peak
4 pp	7076.516	10.11	36.47	38.21	42.39	50.76	68.20	-17.44 peak
5	10580.000	11.35	37.20	36.36	38.30	50.49	68.20	-17.71 peak
6	15870.000	14.80	41.25	37.89	31.71	49.87	74.00	-24.13 peak



SGS-CSTC Standards Technical Services Co., Ltd.
Shenzhen Branch

Report No.: SZEM180100021802
 Page: 134 of 818

Test mode:	802.11ac(HT80)	Frequency(MHz):	5290	Peak	Horizontal
------------	----------------	-----------------	------	------	------------



Condition: 3m HORIZONTAL

Job No : 0217RG

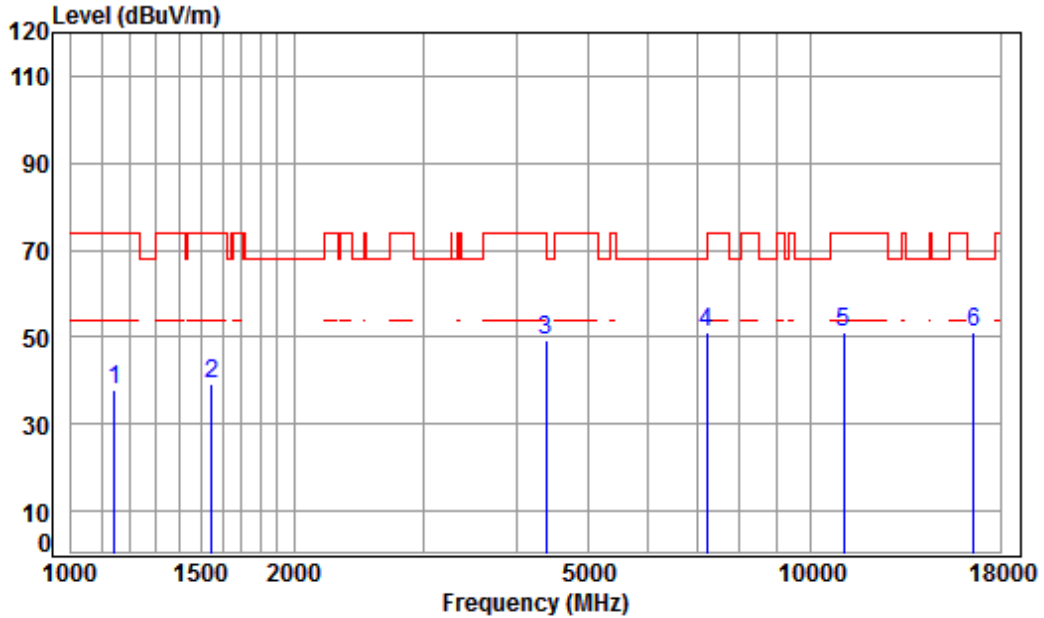
Mode : 5290 TX RSE

: Ant 1 5G WIFI 11AC(80) CH58

	Freq	Cable Loss	Ant Factor	Preamp Factor	Read Level	Limit Level	Over Line	Over Limit	Remark
	MHz	dB	dB/m	dB	dBuV	dBuV/m	dBuV/m	dB	
1	1199.726	4.42	24.48	38.70	47.63	37.83	74.00	-36.17	peak
2	1542.733	5.42	26.00	38.70	45.28	38.00	74.00	-36.00	peak
3	4379.699	7.43	33.60	38.14	46.08	48.97	74.00	-25.03	peak
4 pp	8917.462	10.38	36.50	38.21	41.99	50.66	68.20	-17.54	peak
5	10580.000	11.35	37.20	36.36	38.32	50.51	68.20	-17.69	peak
6	15870.000	14.80	41.25	37.89	31.67	49.83	74.00	-24.17	peak



Test mode:	802.11ac(HT80)	Frequency(MHz):	5530	Peak	Vertical
------------	----------------	-----------------	------	------	----------



Condition: 3m VERTICAL

Job No : 0217RG

Mode : 5530 TX RSE

: Ant 1 5G WIFI 11AC(80) CH106

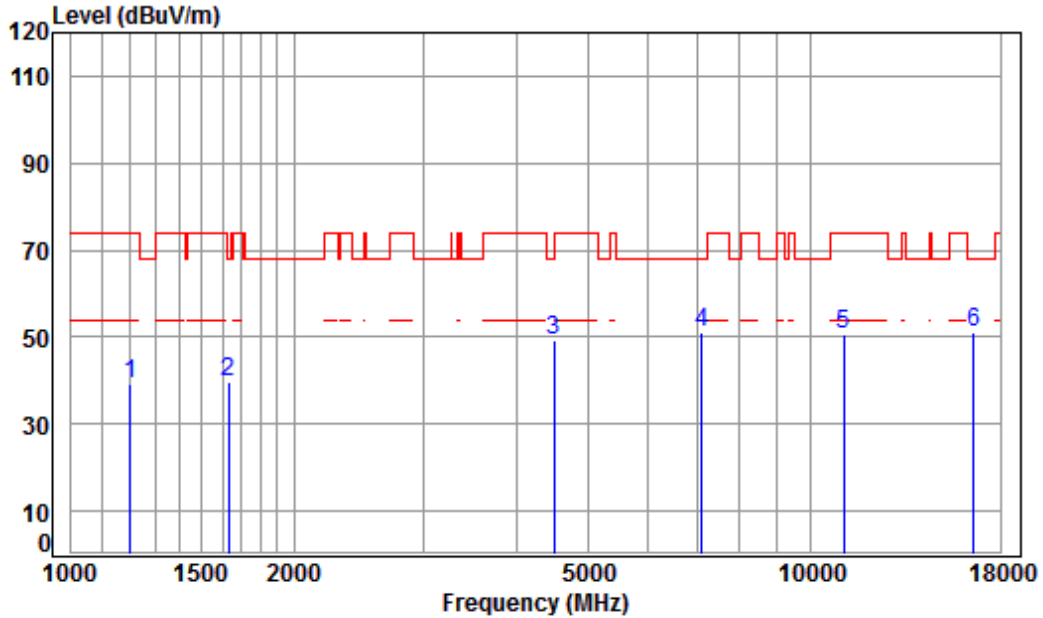
	Freq	Cable Loss	Ant Factor	Preamp Factor	Read Level	Limit Level	Limit Line	Over Limit	Remark
	MHz	dB	dB/m	dB	dBuV	dBuV/m	dBuV/m	dB	
1	1145.507	4.20	24.20	38.70	48.36	38.06	74.00	-35.94	peak
2	1547.199	5.42	26.02	38.70	46.67	39.41	74.00	-34.59	peak
3	4379.699	7.43	33.60	38.14	46.39	49.28	74.00	-24.72	peak
4	7221.150	10.07	36.41	38.22	42.72	50.98	68.20	-17.22	peak
5	11060.000	11.69	37.75	36.42	38.07	51.09	74.00	-22.91	peak
6	pp16590.000	14.90	42.72	38.04	31.69	51.27	68.20	-16.93	peak



SGS-CSTC Standards Technical Services Co., Ltd.
Shenzhen Branch

Report No.: SZEM180100021802
 Page: 136 of 818

Test mode:	802.11ac(HT80)	Frequency(MHz):	5530	Peak	Horizontal
------------	----------------	-----------------	------	------	------------



Condition: 3m HORIZONTAL

Job No : 0217RG

Mode : 5530 TX RSE

: Ant 1 5G WIFI 11AC(80) CH106

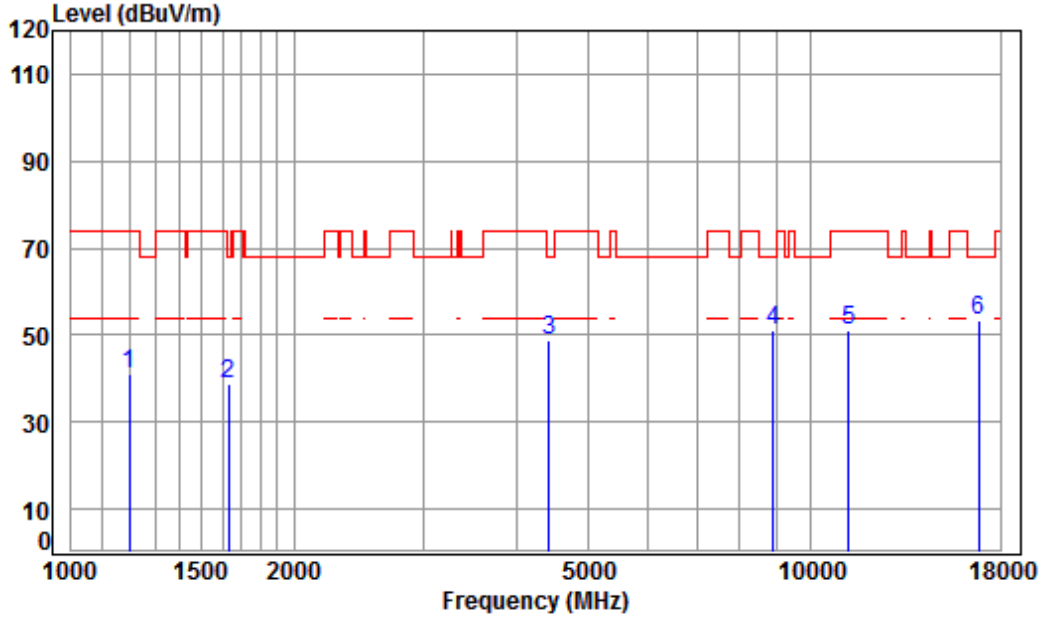
	Freq	Cable Loss	Ant Factor	Preamp Factor	Read Level	Limit Level	Limit Line	Over Limit	Remark
	MHz	dB	dB/m	dB	dBuV	dBuV/m	dBuV/m	dB	
1	1203.199	4.43	24.49	38.70	49.07	39.29	74.00	-34.71	peak
2	1634.543	5.31	26.40	38.70	46.51	39.52	68.20	-28.68	peak
3	4495.125	7.55	33.60	38.15	46.45	49.45	68.20	-18.75	peak
4	7117.542	10.10	36.45	38.21	42.70	51.04	68.20	-17.16	peak
5	11060.000	11.69	37.75	36.42	37.60	50.62	74.00	-23.38	peak
6	pp16590.000	14.90	42.72	38.04	31.74	51.32	68.20	-16.88	peak



SGS-CSTC Standards Technical Services Co., Ltd.
Shenzhen Branch

Report No.: SZEM180100021802
 Page: 137 of 818

Test mode:	802.11ac(HT80)	Frequency(MHz):	5610	Peak	Vertical
------------	----------------	-----------------	------	------	----------



Condition: 3m VERTICAL

Job No : 0217RG

Mode : 5610 TX RSE

: Ant 1 5G WIFI 11AC(80) CH122

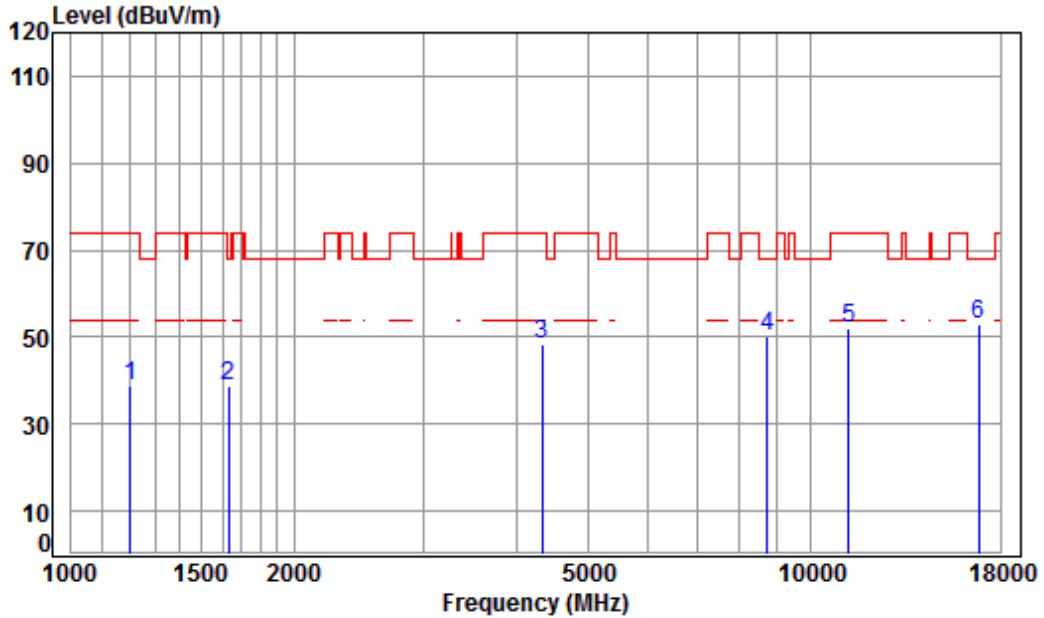
	Freq	Cable Loss	Ant Factor	Preamp Factor	Read Level	Limit Level	Limit Line	Over Limit	Remark
	MHz	dB	dB/m	dB	dBuV	dBuV/m	dBuV/m	dB	
1	1199.726	4.42	24.48	38.70	50.68	40.88	74.00	-33.12	peak
2	1634.543	5.31	26.40	38.70	45.58	38.59	68.20	-29.61	peak
3	4417.841	7.47	33.60	38.14	45.90	48.83	68.20	-19.37	peak
4	8891.725	10.37	36.47	38.21	42.43	51.06	68.20	-17.14	peak
5	11220.000	11.86	37.88	36.47	37.93	51.20	74.00	-22.80	peak
6	pp16830.000	15.97	42.77	38.13	32.73	53.34	68.20	-14.86	peak



SGS-CSTC Standards Technical Services Co., Ltd.
Shenzhen Branch

Report No.: SZEM180100021802
 Page: 138 of 818

Test mode:	802.11ac(HT80)	Frequency(MHz):	5610	Peak	Horizontal
------------	----------------	-----------------	------	------	------------



Condition: 3m HORIZONTAL

Job No : 0217RG

Mode : 5610 TX RSE

: Ant 1 5G WIFI 11AC(80) CH122

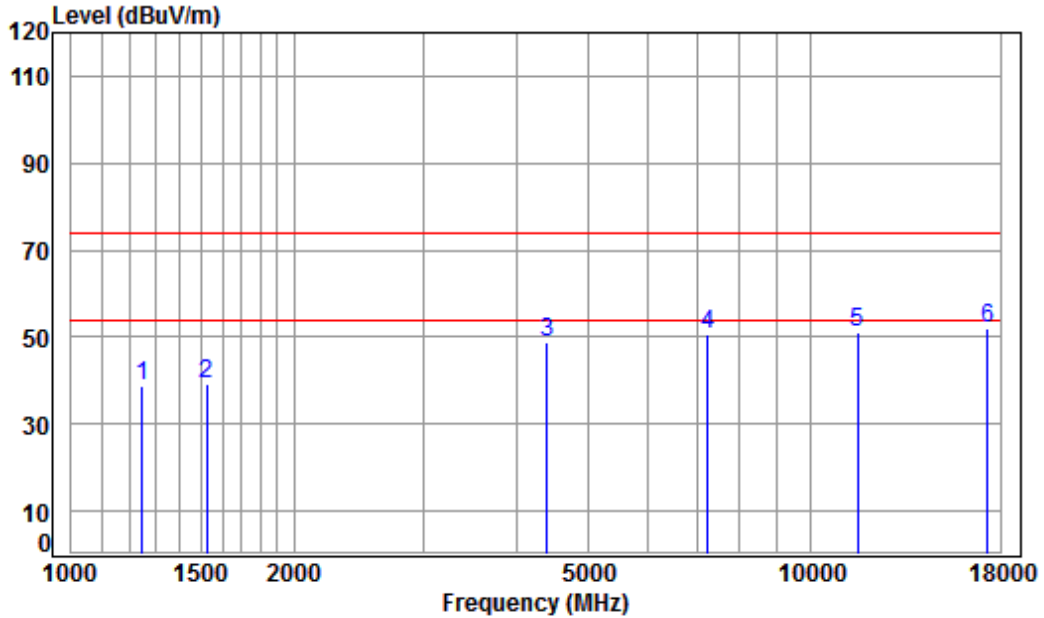
	Freq	Cable Loss	Ant Factor	Preamp Factor	Read Level	Limit Level	Limit Line	Over Limit	Remark
	MHz	dB	dB/m	dB	dBuV	dBuV/m	dBuV/m	dB	
1	1203.199	4.43	24.49	38.70	48.56	38.78	74.00	-35.22	peak
2	1629.825	5.31	26.38	38.70	45.76	38.75	68.20	-29.45	peak
3	4329.354	7.37	33.60	38.14	45.67	48.50	74.00	-25.50	peak
4	8713.630	10.33	36.26	38.23	41.83	50.19	68.20	-18.01	peak
5	11220.000	11.86	37.88	36.47	38.73	52.00	74.00	-22.00	peak
6	pp16830.000	15.97	42.77	38.13	32.10	52.71	68.20	-15.49	peak



SGS-CSTC Standards Technical Services Co., Ltd.
Shenzhen Branch

Report No.: SZEM180100021802
 Page: 139 of 818

Test mode:	802.11ac(HT80)	Frequency(MHz):	5775	Peak	Vertical
------------	----------------	-----------------	------	------	----------



Condition: 3m VERTICAL

Job No : 0217RG

Mode : 5775 TX RSE

: Ant 1 5G WIFI 11AC(80) CH155

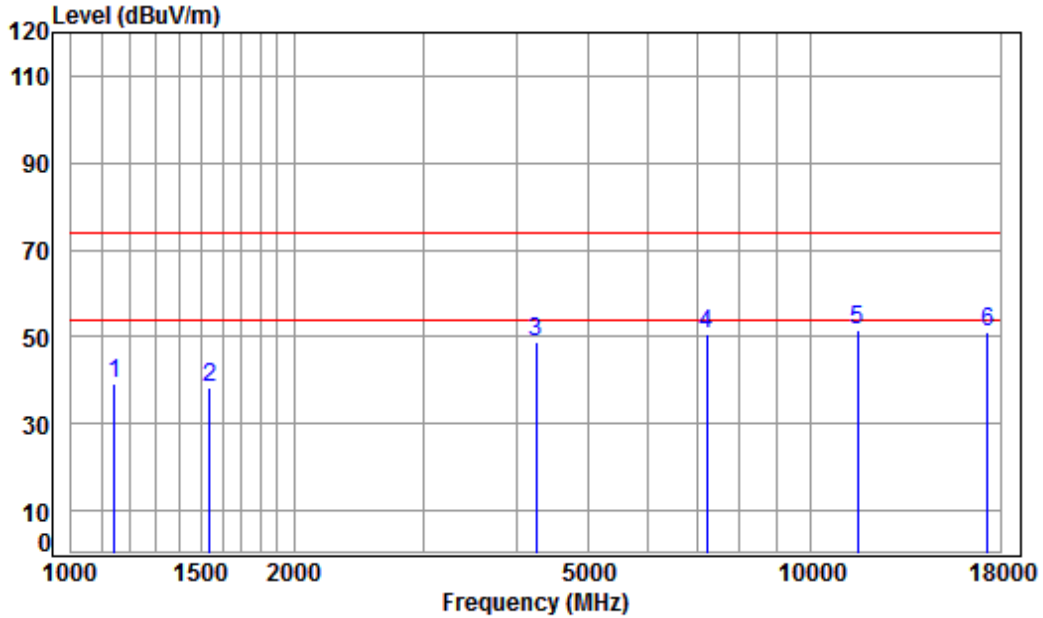
	Freq	Cable Loss	Ant Factor	Preamp Factor	Read Level	Limit Level	Limit Line	Over Limit	Remark
	MHz	dB	dB/m	dB	dBuV	dBuV/m	dBuV/m	dB	
1	1249.269	4.61	24.72	38.70	48.00	38.63	74.00	-35.37	peak
2	1525.000	5.45	25.91	38.70	46.54	39.20	74.00	-34.80	peak
3	4392.376	7.44	33.60	38.14	45.79	48.69	74.00	-25.31	peak
4	7242.052	10.07	36.40	38.23	42.20	50.44	74.00	-23.56	peak
5	11550.000	12.16	38.15	36.57	37.57	51.31	74.00	-22.69	peak
6	pp17325.000	15.98	43.19	38.10	30.91	51.98	74.00	-22.02	peak



SGS-CSTC Standards Technical Services Co., Ltd.
Shenzhen Branch

Report No.: SZEM180100021802
 Page: 140 of 818

Test mode:	802.11ac(HT80)	Frequency(MHz):	5775	Peak	Horizontal
------------	----------------	-----------------	------	------	------------



Condition: 3m HORIZONTAL

Job No : 0217RG

Mode : 5775 TX RSE

: Ant 1 5G WIFI 11AC(80) CH155

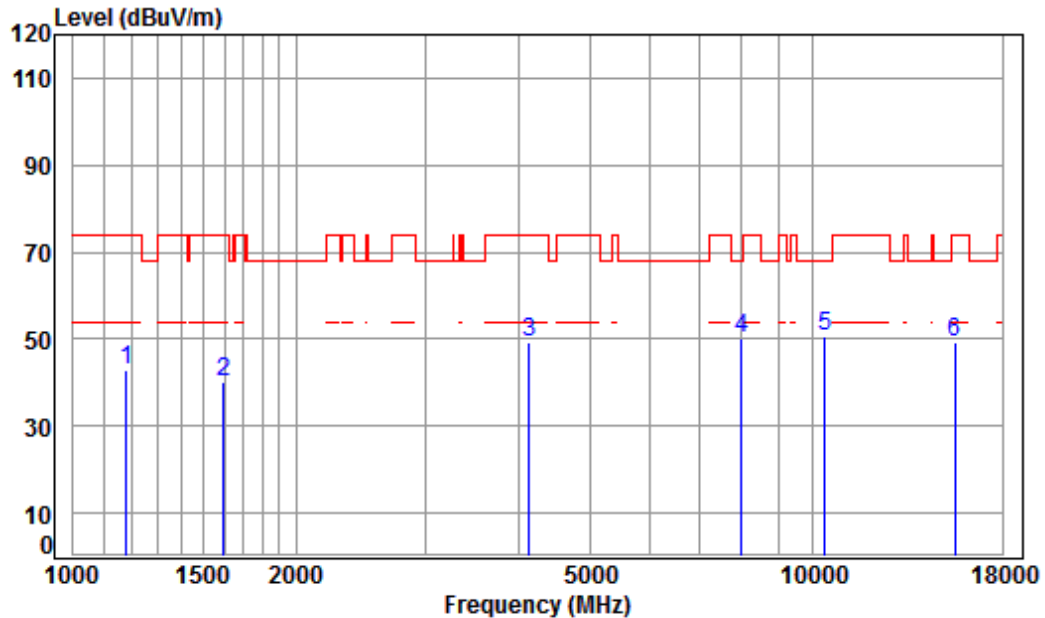
	Freq	Cable Loss	Ant Factor	Preamp Factor	Read Level	Level	Limit Line	Over Limit	Remark
	MHz	dB	dB/m	dB	dBuV	dBuV/m	dBuV/m	dB	
1	1145.507	4.20	24.20	38.70	49.58	39.28	74.00	-34.72	peak
2	1538.281	5.43	25.98	38.70	45.68	38.39	74.00	-35.61	peak
3	4254.921	7.28	33.60	38.13	45.99	48.74	74.00	-25.26	peak
4	7221.150	10.07	36.41	38.22	42.47	50.73	74.00	-23.27	peak
5	pp11550.000	12.16	38.15	36.57	37.97	51.71	74.00	-22.29	peak
6	17325.000	15.98	43.19	38.10	30.05	51.12	74.00	-22.88	peak



ANT2

Test plot as follows:

Test mode:	802.11a	Frequency(MHz):	5180	Peak	Vertical
------------	---------	-----------------	------	------	----------



Condition: 3m VERTICAL

Job No : 0217RG

Mode : 5180 TX RSE

: Ant 2 5G WIFI 11A CH36

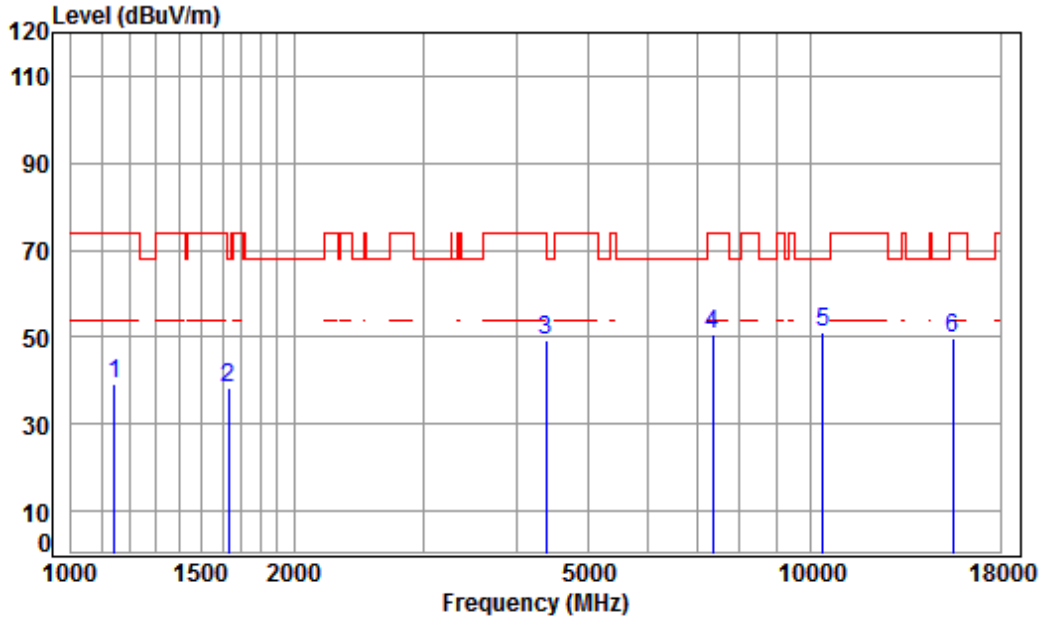
	Cable	Ant	Preamp	Read	Limit	Over		
Freq	Loss	Factor	Factor	Level	Level	Line	Limit	Remark
MHz	dB	dB/m	dB	dBuV	dBuV/m	dBuV/m	dB	
1	4.33	24.38	38.70	52.90	42.91	74.00	-31.09	peak
2	5.35	26.24	38.70	47.17	40.06	74.00	-33.94	peak
3	7.14	33.60	38.11	46.52	49.15	74.00	-24.85	peak
4	9.95	36.59	38.30	42.11	50.35	68.20	-17.85	peak
5	11.19	37.24	36.34	38.71	50.80	68.20	-17.40	peak
6	14.30	41.38	38.12	31.69	49.25	74.00	-24.75	peak



SGS-CSTC Standards Technical Services Co., Ltd.
Shenzhen Branch

Report No.: SZEM180100021802
 Page: 142 of 818

Test mode:	802.11a	Frequency(MHz):	5180	Peak	Horizontal
------------	---------	-----------------	------	------	------------

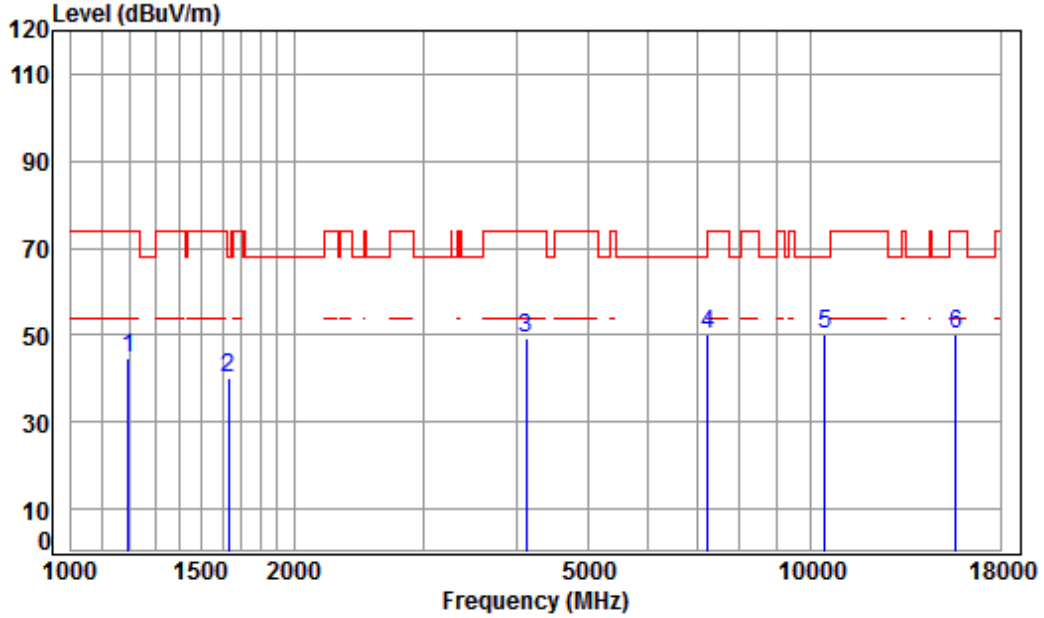


Condition: 3m HORIZONTAL
 Job No : 0217RG
 Mode : 5180 TX RSE
 : Ant 2 5G WIFI 11A CH36

	Freq	Cable Loss	Ant Factor	Preamp Factor	Read Level	Limit Level	Limit Line	Over Limit	Remark
	MHz	dB	dB/m	dB	dBuV	dBuV/m	dBuV/m	dB	
1	1145.507	4.20	24.20	38.70	49.36	39.06	74.00	-34.94	peak
2	1629.825	5.31	26.38	38.70	45.31	38.30	68.20	-29.90	peak
3	4379.699	7.43	33.60	38.14	46.27	49.16	74.00	-24.84	peak
4	7368.741	10.03	36.35	38.24	42.63	50.77	74.00	-23.23	peak
5	pp10360.000	11.19	37.24	36.34	38.88	50.97	68.20	-17.23	peak
6	15540.000	14.30	41.38	38.12	32.14	49.70	74.00	-24.30	peak



Test mode:	802.11a	Frequency(MHz):	5220	Peak	Vertical
------------	---------	-----------------	------	------	----------



Condition: 3m VERTICAL
Job No : 0217RG
Mode : 5220 TX RSE
: Ant 2 5G WIFI 11A CH44

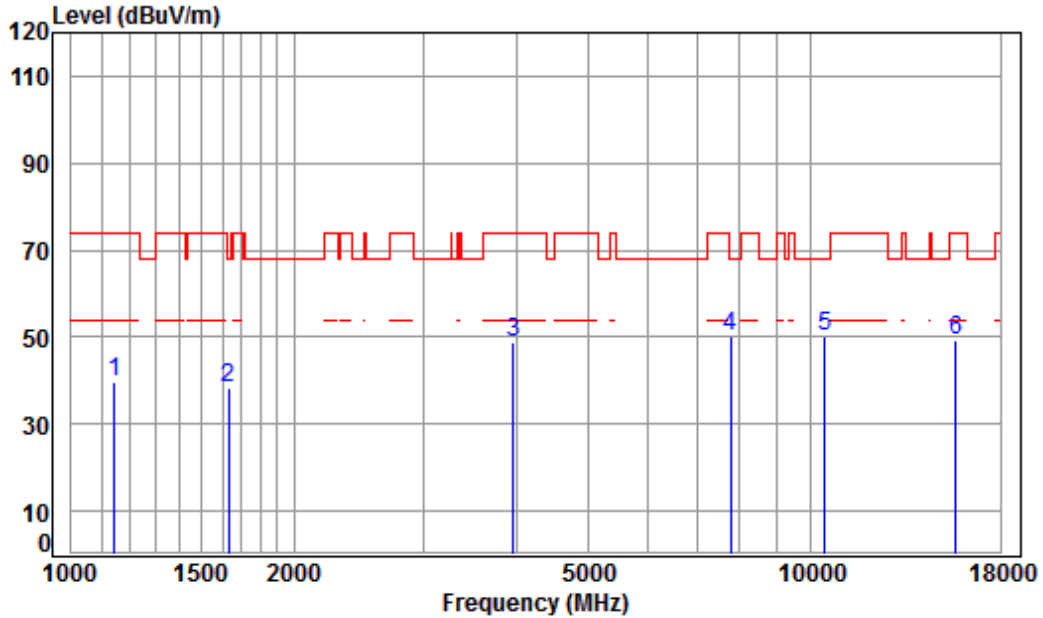
	Freq	Cable Loss	Ant Factor	Preamp Factor	Read Level	Limit Level	Limit Line	Over Limit	Remark
	MHz	dB	dB/m	dB	dBuV	dBuV/m	dBuV/m	dB	
1	1196.264	4.40	24.46	38.70	54.39	44.55	74.00	-29.45	peak
2	1629.825	5.31	26.38	38.70	47.26	40.25	68.20	-27.95	peak
3	4121.768	7.13	33.60	38.11	46.49	49.11	74.00	-24.89	peak
4	7242.052	10.07	36.40	38.23	42.07	50.31	68.20	-17.89	peak
5	10440.000	11.25	37.16	36.35	37.92	49.98	68.20	-18.22	peak
6	15660.000	14.48	41.34	38.03	32.55	50.34	74.00	-23.66	peak



SGS-CSTC Standards Technical Services Co., Ltd.
Shenzhen Branch

Report No.: SZEM180100021802
 Page: 144 of 818

Test mode:	802.11a	Frequency(MHz):	5220	Peak	Horizontal
------------	---------	-----------------	------	------	------------



Condition: 3m HORIZONTAL
 Job No : 0217RG
 Mode : 5220 TX RSE
 : Ant 2 5G WIFI 11A CH44

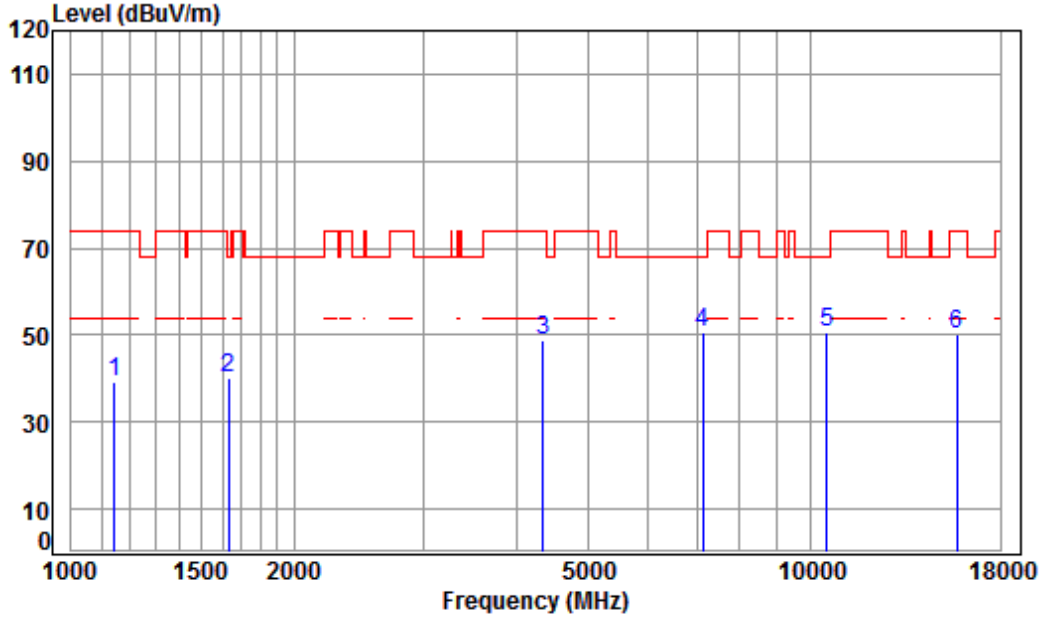
	Freq	Cable Loss	Ant Factor	Preamp Factor	Read Level	Limit Level	Over Line	Over Limit	Remark
	MHz	dB	dB/m	dB	dBuV	dBuV/m	dBuV/m	dB	
1	1145.507	4.20	24.20	38.70	50.03	39.73	74.00	-34.27	peak
2	1634.543	5.31	26.40	38.70	45.49	38.50	68.20	-29.70	peak
3	3958.309	6.94	33.49	38.09	46.53	48.87	74.00	-25.13	peak
4	pp 7784.729	9.97	36.47	38.28	42.19	50.35	68.20	-17.85	peak
5	10440.000	11.25	37.16	36.35	38.08	50.14	68.20	-18.06	peak
6	15660.000	14.48	41.34	38.03	31.51	49.30	74.00	-24.70	peak



SGS-CSTC Standards Technical Services Co., Ltd.
Shenzhen Branch

Report No.: SZEM180100021802
 Page: 145 of 818

Test mode:	802.11a	Frequency(MHz):	5240	Peak	Vertical
------------	---------	-----------------	------	------	----------



Condition: 3m VERTICAL
 Job No : 0217RG
 Mode : 5240 TX RSE
 : Ant 2 5G WIFI 11A CH48

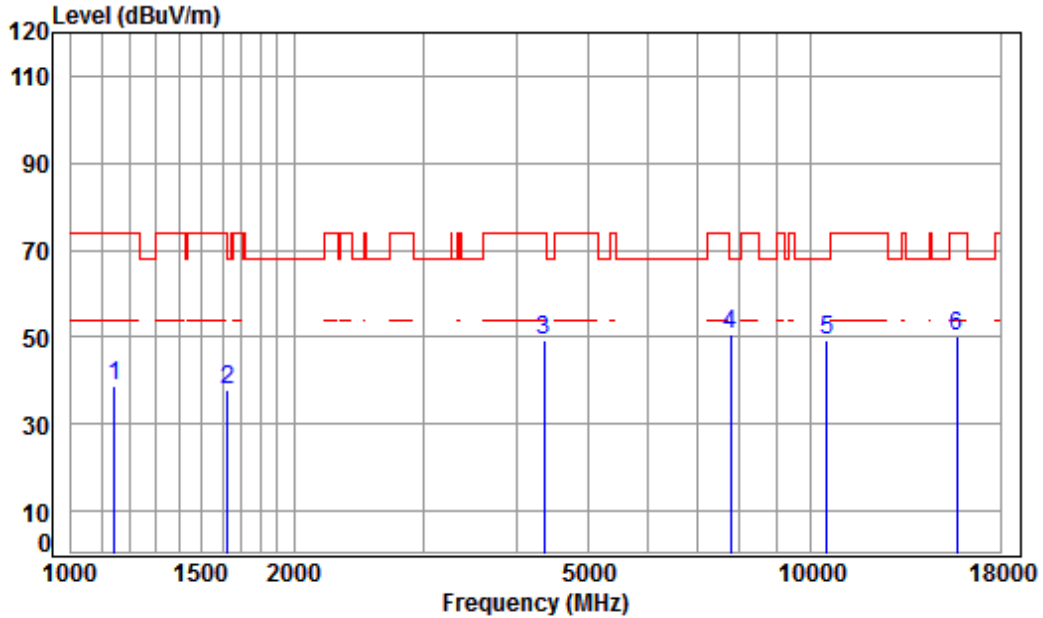
	Freq	Cable Loss	Ant Factor	Preamp Factor	Read Level	Limit Level	Over Line	Limit	Remark
	MHz	dB	dB/m	dB	dBuV	dBuV/m	dBuV/m	dB	
1	1145.507	4.20	24.20	38.70	49.35	39.05	74.00	-34.95	peak
2	1629.825	5.31	26.38	38.70	47.13	40.12	68.20	-28.08	peak
3	4341.886	7.38	33.60	38.14	45.82	48.66	74.00	-25.34	peak
4	pp 7138.144	10.09	36.44	38.21	42.32	50.64	68.20	-17.56	peak
5	10480.000	11.28	37.12	36.35	38.53	50.58	68.20	-17.62	peak
6	15720.000	14.57	41.31	37.99	32.27	50.16	74.00	-23.84	peak



SGS-CSTC Standards Technical Services Co., Ltd.
Shenzhen Branch

Report No.: SZEM180100021802
 Page: 146 of 818

Test mode:	802.11a	Frequency(MHz):	5240	Peak	Horizontal
------------	---------	-----------------	------	------	------------

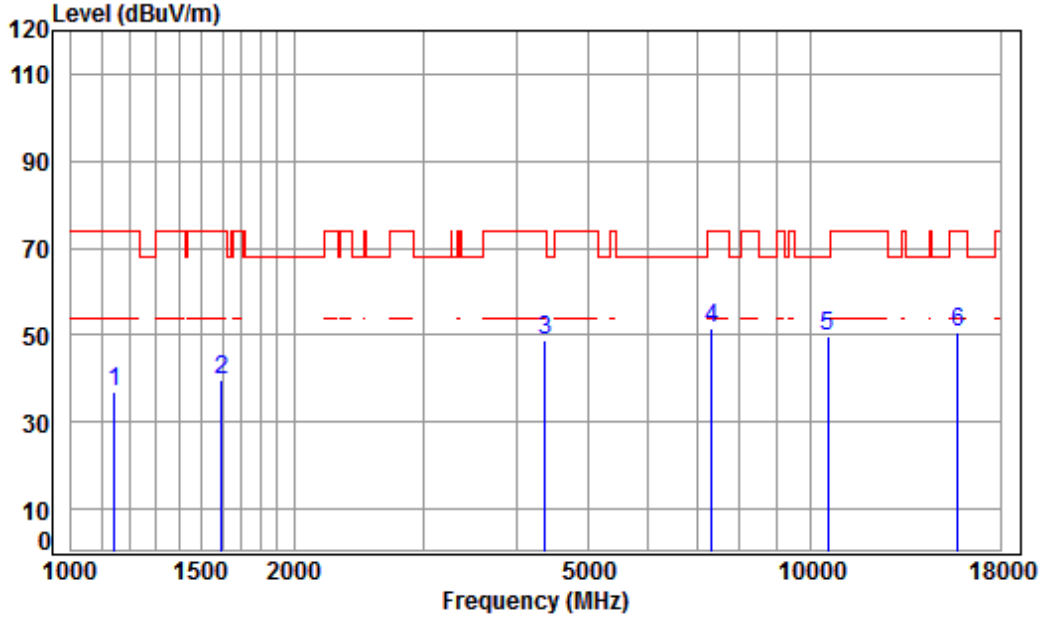


Condition: 3m HORIZONTAL
 Job No : 0217RG
 Mode : 5240 TX RSE
 : Ant 2 5G WIFI 11A CH48

	Freq	Cable Loss	Ant Factor	Preamp Factor	Read Level	Limit Level	Limit Line	Over Limit	Remark
	MHz	dB	dB/m	dB	dBuV	dBuV/m	dBuV/m	dB	
1	1145.507	4.20	24.20	38.70	49.16	38.86	74.00	-35.14	peak
2	1625.121	5.32	26.36	38.70	45.03	38.01	74.00	-35.99	peak
3	4354.454	7.40	33.60	38.14	46.40	49.26	74.00	-24.74	peak
4	pp 7784.729	9.97	36.47	38.28	42.34	50.50	68.20	-17.70	peak
5	10480.000	11.28	37.12	36.35	37.31	49.36	68.20	-18.84	peak
6	15720.000	14.57	41.31	37.99	32.35	50.24	74.00	-23.76	peak



Test mode:	802.11a	Frequency(MHz):	5260	Peak	Vertical
------------	---------	-----------------	------	------	----------



Condition: 3m VERTICAL
 Job No : 0217RG
 Mode : 5260 TX RSE
 : Ant 2 5G WIFI 11A CH52

	Freq	Cable Loss	Ant Factor	Preamp Factor	Read Level	Limit Level	Limit Line	Over Limit	Remark
	MHz	dB	dB/m	dB	dBuV	dBuV/m	dBuV/m	dB	
1	1145.507	4.20	24.20	38.70	47.43	37.13	74.00	-36.87	peak
2	1597.181	5.35	26.24	38.70	46.92	39.81	74.00	-34.19	peak
3	4367.058	7.41	33.60	38.14	46.02	48.89	74.00	-25.11	peak
4	7347.474	10.04	36.36	38.24	43.19	51.35	74.00	-22.65	peak
5	pp10520.000	11.30	37.12	36.35	37.89	49.96	68.20	-18.24	peak
6	15780.000	14.66	41.29	37.95	32.45	50.45	74.00	-23.55	peak

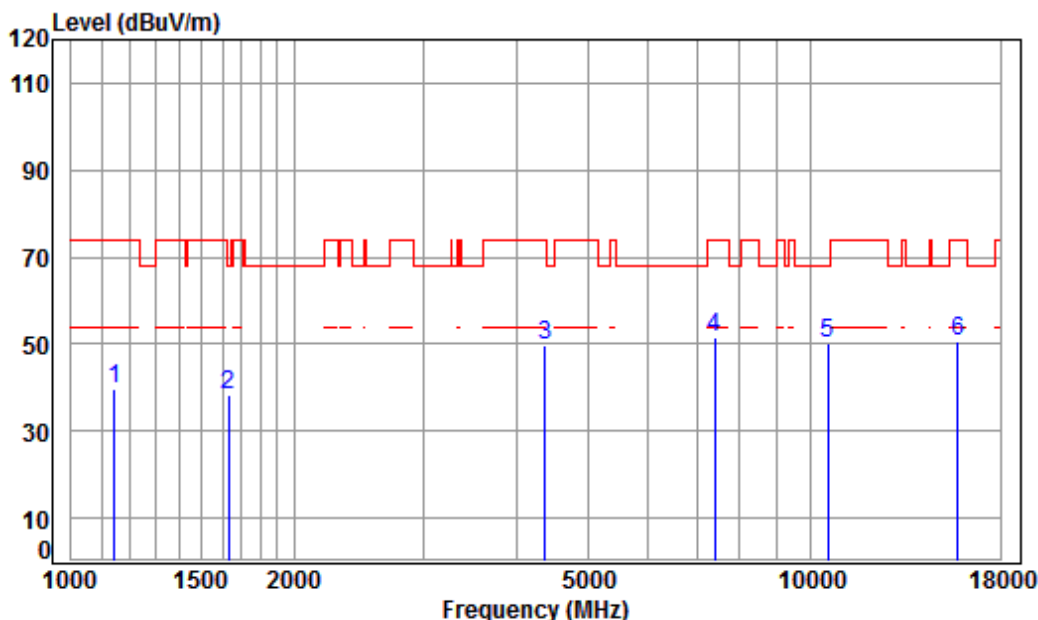


SGS-CSTC Standards Technical Services Co., Ltd. Shenzhen Branch

Report No.: SZEM180100021802

Page: 148 of 818

Test mode:	802.11a	Frequency(MHz):	5260	Peak	Horizontal
------------	---------	-----------------	------	------	------------



Condition: 3m HORIZONTAL
 Job No : 0217RG
 Mode : 5260 TX RSE
 : Ant 2 5G WIFI 11A CH52

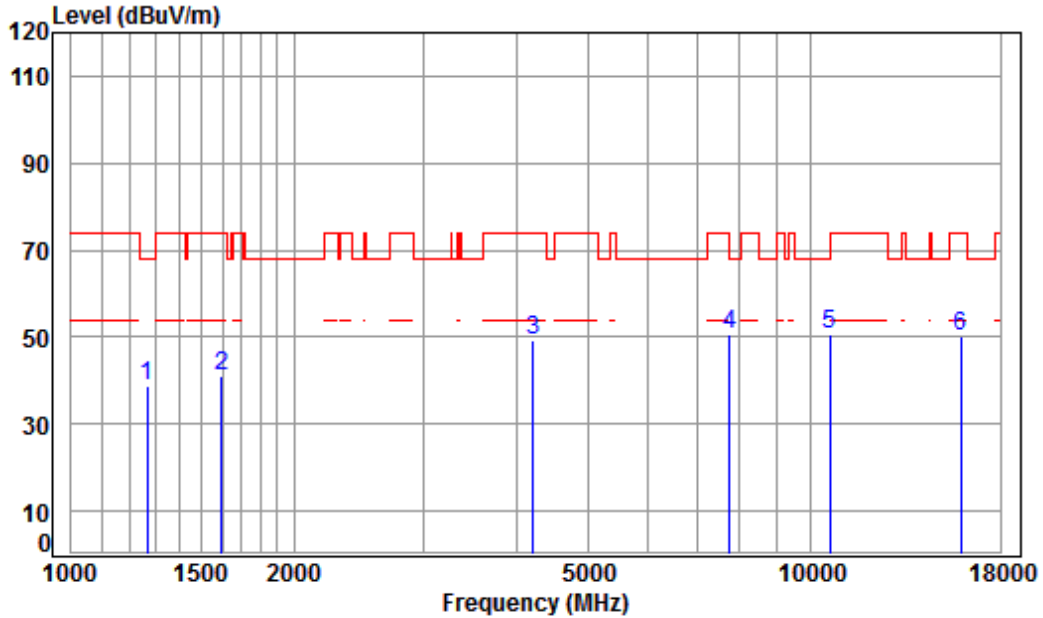
	Freq	Cable Loss	Ant Factor	Preamp Factor	Read Level	Limit Level	Over Line	Over Limit	Remark
	MHz	dB	dB/m	dB	dBuV	dBuV/m	dBuV/m	dB	
1	1145.507	4.20	24.20	38.70	49.86	39.56	74.00	-34.44	peak
2	1629.825	5.31	26.38	38.70	45.25	38.24	68.20	-29.96	peak
3	4367.058	7.41	33.60	38.14	46.65	49.52	74.00	-24.48	peak
4	7411.461	10.02	36.33	38.24	43.34	51.45	74.00	-22.55	peak
5	pp10520.000	11.30	37.12	36.35	38.33	50.40	68.20	-17.80	peak
6	15780.000	14.66	41.29	37.95	32.66	50.66	74.00	-23.34	peak



SGS-CSTC Standards Technical Services Co., Ltd.
Shenzhen Branch

Report No.: SZEM180100021802
 Page: 149 of 818

Test mode:	802.11a	Frequency(MHz):	5300	Peak	Vertical
------------	---------	-----------------	------	------	----------



Condition: 3m VERTICAL
 Job No : 0217RG
 Mode : 5300 TX RSE
 : Ant 2 5G WIFI 11A CH60

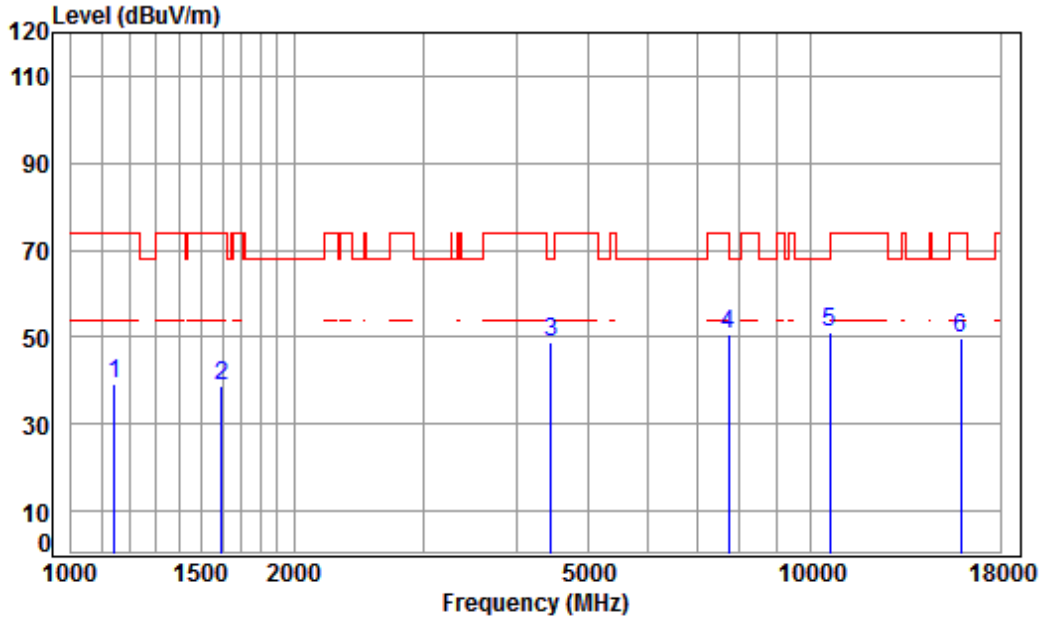
	Freq	Cable Loss	Ant Factor	Preamp Factor	Read Level	Limit Level	Over Line	Limit	Remark
	MHz	dB	dB/m	dB	dBuV	dBuV/m	dBuV/m	dB	
1	1267.454	4.68	24.80	38.70	48.02	38.80	68.20	-29.40	peak
2	1597.181	5.35	26.24	38.70	48.37	41.26	74.00	-32.74	peak
3	4206.011	7.23	33.60	38.12	46.56	49.27	74.00	-24.73	peak
4	7762.260	9.97	36.46	38.28	42.32	50.47	68.20	-17.73	peak
5	pp10600.000	11.36	37.22	36.36	38.26	50.48	68.20	-17.72	peak
6	15900.000	14.84	41.24	37.87	31.84	50.05	74.00	-23.95	peak



SGS-CSTC Standards Technical Services Co., Ltd.
Shenzhen Branch

Report No.: SZEM180100021802
 Page: 150 of 818

Test mode:	802.11a	Frequency(MHz):	5300	Peak	Horizontal
------------	---------	-----------------	------	------	------------

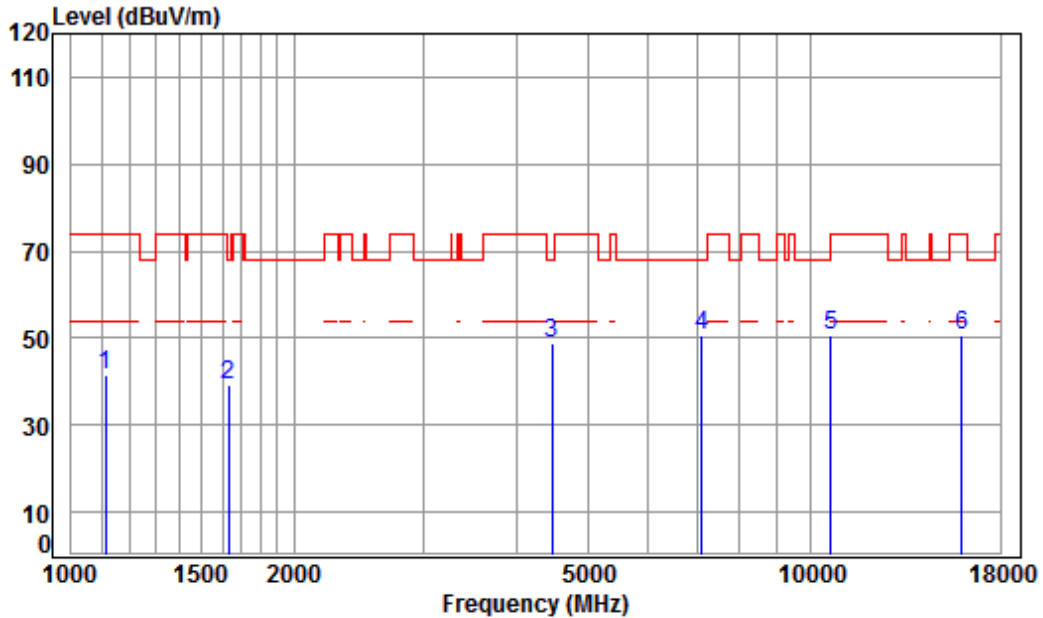


Condition: 3m HORIZONTAL
 Job No : 0217RG
 Mode : 5300 TX RSE
 : Ant 2 5G WIFI 11A CH60

	Freq	Cable Loss	Ant Factor	Preamp Factor	Read Level	Limit Level	Over Line	Over Limit	Remark
	MHz	dB	dB/m	dB	dBuV	dBuV/m	dBuV/m	dB	
1	1145.507	4.20	24.20	38.70	49.67	39.37	74.00	-34.63	peak
2	1597.181	5.35	26.24	38.70	45.82	38.71	74.00	-35.29	peak
3	4456.315	7.51	33.60	38.15	45.76	48.72	68.20	-19.48	peak
4	7739.857	9.98	36.45	38.28	42.48	50.63	74.00	-23.37	peak
5	pp10600.000	11.36	37.22	36.36	38.82	51.04	68.20	-17.16	peak
6	15900.000	14.84	41.24	37.87	31.71	49.92	74.00	-24.08	peak



Test mode:	802.11a	Frequency(MHz):	5320	Peak	Vertical
------------	---------	-----------------	------	------	----------



Condition: 3m VERTICAL
 Job No : 0217RG
 Mode : 5320 TX RSE
 : Ant 2 5G WIFI 11A CH64

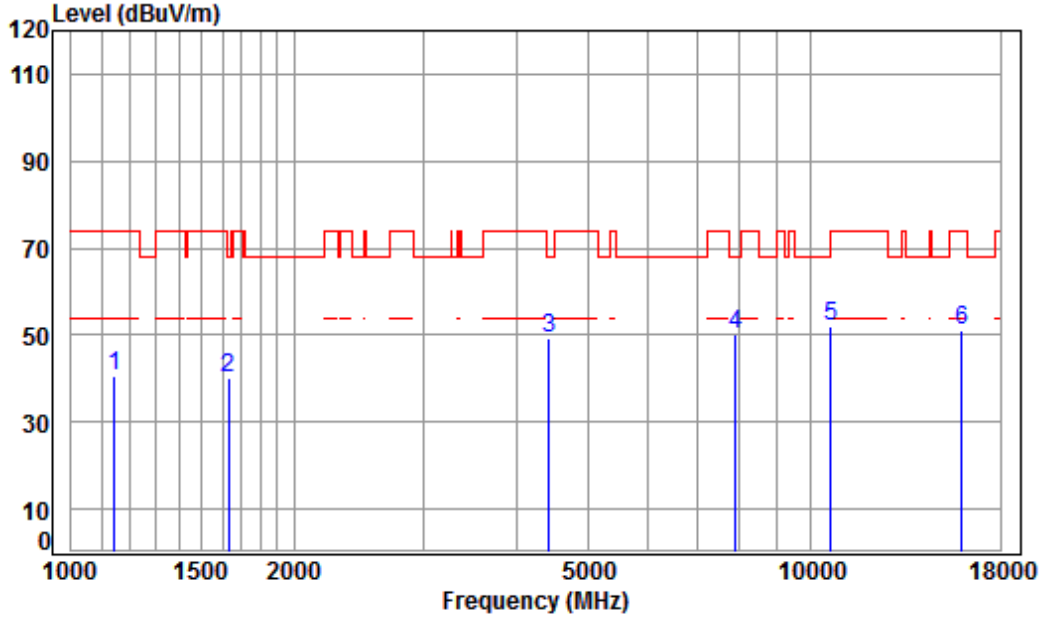
	Cable	Ant	Preamp	Read	Limit	Over		
Freq	Loss	Factor	Factor	Level	Level	Line	Limit	Remark
MHz	dB	dB/m	dB	dBuV	dBuV/m	dBuV/m	dB	
1	1112.872	4.06	24.03	38.70	52.03	41.42	74.00	-32.58 peak
2	1629.825	5.31	26.38	38.70	46.14	39.13	68.20	-29.07 peak
3	4469.214	7.53	33.60	38.15	45.86	48.84	68.20	-19.36 peak
4 pp	7117.542	10.10	36.45	38.21	42.23	50.57	68.20	-17.63 peak
5	10640.000	11.39	37.27	36.37	38.42	50.71	74.00	-23.29 peak
6	15960.000	14.93	41.22	37.83	32.37	50.69	74.00	-23.31 peak



SGS-CSTC Standards Technical Services Co., Ltd.
Shenzhen Branch

Report No.: SZEM180100021802
 Page: 152 of 818

Test mode:	802.11a	Frequency(MHz):	5320	Peak	Horizontal
------------	---------	-----------------	------	------	------------



Condition: 3m HORIZONTAL
 Job No : 0217RG
 Mode : 5320 TX RSE
 : Ant 2 5G WIFI 11A CH64

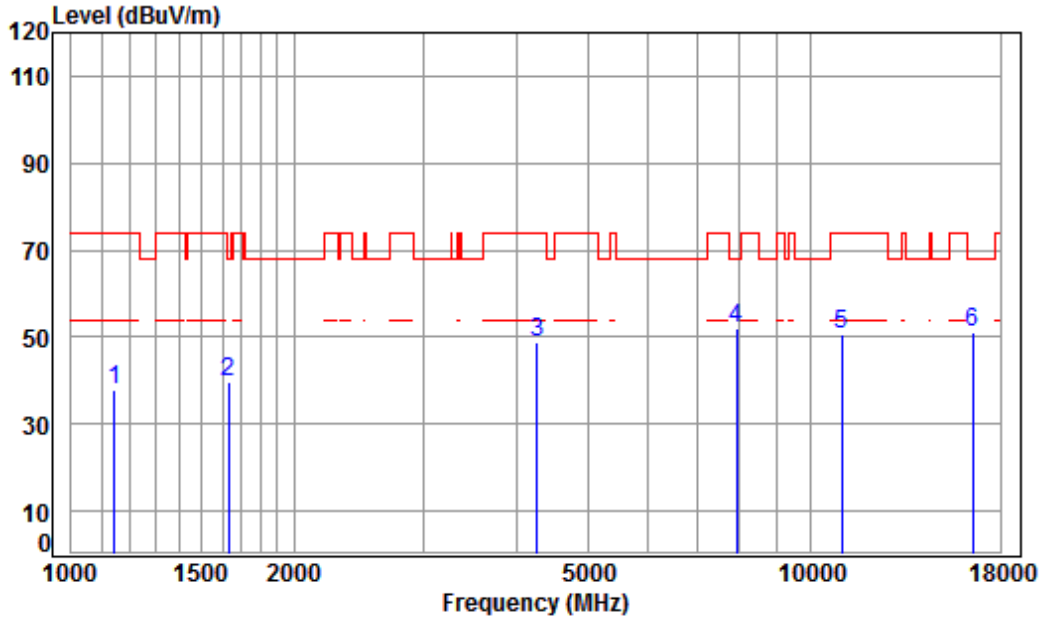
	Freq	Cable Loss	Ant Factor	Preamp Factor	Read Level	Limit Level	Limit Line	Over Limit	Remark
	MHz	dB	dB/m	dB	dBuV	dBuV/m	dBuV/m	dB	
1	1145.507	4.20	24.20	38.70	50.73	40.43	74.00	-33.57	peak
2	1634.543	5.31	26.40	38.70	46.96	39.97	68.20	-28.23	peak
3	4417.841	7.47	33.60	38.14	46.38	49.31	68.20	-18.89	peak
4	pp 7898.049	9.96	36.54	38.29	41.96	50.17	68.20	-18.03	peak
5	10640.000	11.39	37.27	36.37	39.70	51.99	74.00	-22.01	peak
6	15960.000	14.93	41.22	37.83	32.84	51.16	74.00	-22.84	peak



SGS-CSTC Standards Technical Services Co., Ltd.
Shenzhen Branch

Report No.: SZEM180100021802
 Page: 153 of 818

Test mode:	802.11a	Frequency(MHz):	5500	Peak	Vertical
------------	---------	-----------------	------	------	----------



Condition: 3m VERTICAL
 Job No : 0217RG
 Mode : 5500 TX RSE
 : Ant 2 5G WIFI 11A CH100

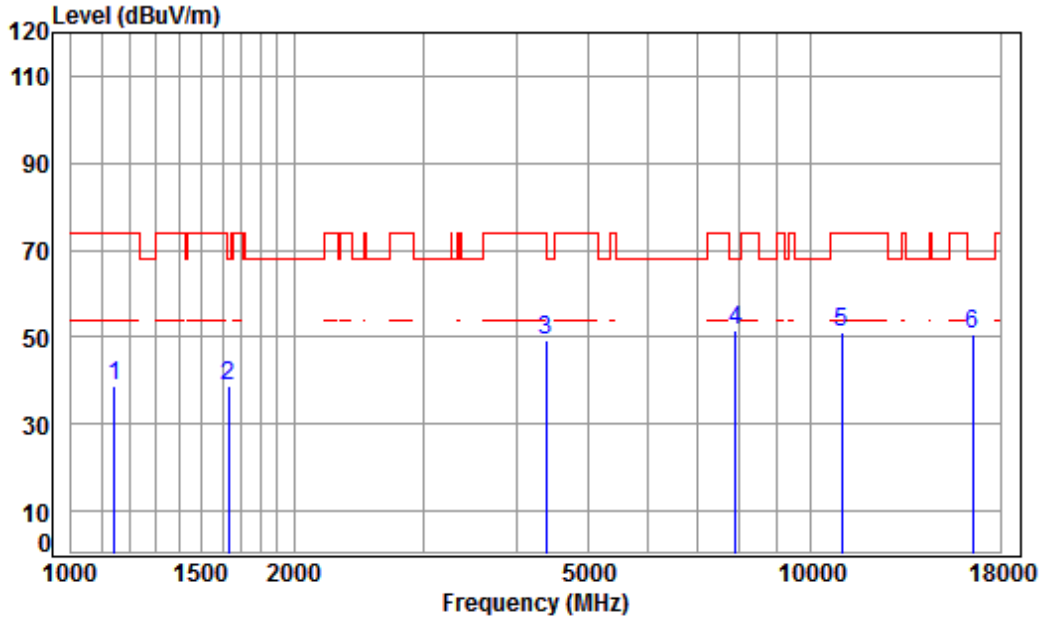
	Freq	Cable Loss	Ant Factor	Preamp Factor	Read Level	Limit Level	Limit Line	Over Limit	Remark
	MHz	dB	dB/m	dB	dBuV	dBuV/m	dBuV/m	dB	
1	1145.507	4.20	24.20	38.70	48.02	37.72	74.00	-36.28	peak
2	1634.543	5.31	26.40	38.70	46.79	39.80	68.20	-28.40	peak
3	4267.237	7.30	33.60	38.13	45.83	48.60	74.00	-25.40	peak
4	7920.911	9.96	36.55	38.29	43.80	52.02	68.20	-16.18	peak
5	11000.000	11.63	37.70	36.40	37.70	50.63	74.00	-23.37	peak
6	16500.000	14.50	42.70	38.00	31.95	51.15	68.20	-17.05	peak



SGS-CSTC Standards Technical Services Co., Ltd.
Shenzhen Branch

Report No.: SZEM180100021802
 Page: 154 of 818

Test mode:	802.11a	Frequency(MHz):	5500	Peak	Horizontal
------------	---------	-----------------	------	------	------------



Condition: 3m HORIZONTAL
 Job No : 0217RG
 Mode : 5500 TX RSE
 : Ant 2 5G WIFI 11A CH100

	Freq	Cable Loss	Ant Factor	Preamp Factor	Read Level	Limit Level	Limit Line	Over Limit	Remark
	MHz	dB	dB/m	dB	dBuV	dBuV/m	dBuV/m	dB	
1	1145.507	4.20	24.20	38.70	49.25	38.95	74.00	-35.05	peak
2	1634.543	5.31	26.40	38.70	45.57	38.58	68.20	-29.62	peak
3	4379.699	7.43	33.60	38.14	46.27	49.16	74.00	-24.84	peak
4	pp 7898.049	9.96	36.54	38.29	43.13	51.34	68.20	-16.86	peak
5	11000.000	11.63	37.70	36.40	38.06	50.99	74.00	-23.01	peak
6	16500.000	14.50	42.70	38.00	31.64	50.84	68.20	-17.36	peak

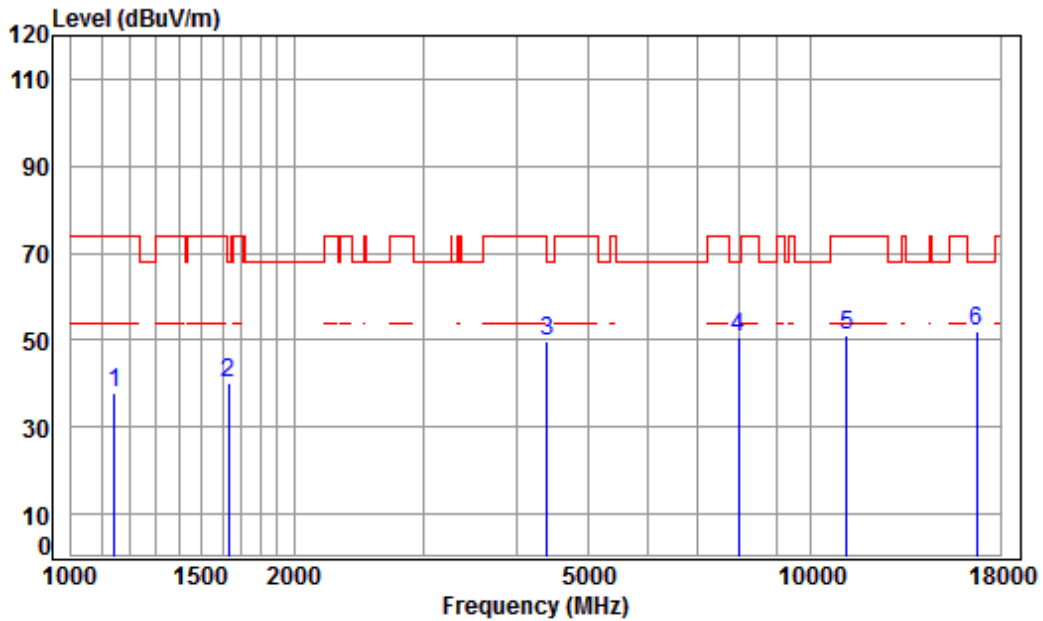


SGS-CSTC Standards Technical Services Co., Ltd. Shenzhen Branch

Report No.: SZEM180100021802

Page: 155 of 818

Test mode:	802.11a	Frequency(MHz):	5580	Peak	Vertical
------------	---------	-----------------	------	------	----------



Condition: 3m VERTICAL

Job No : 0217RG

Mode : 5580 TX RSE

: Ant 2 5G WIFI 11A CH116

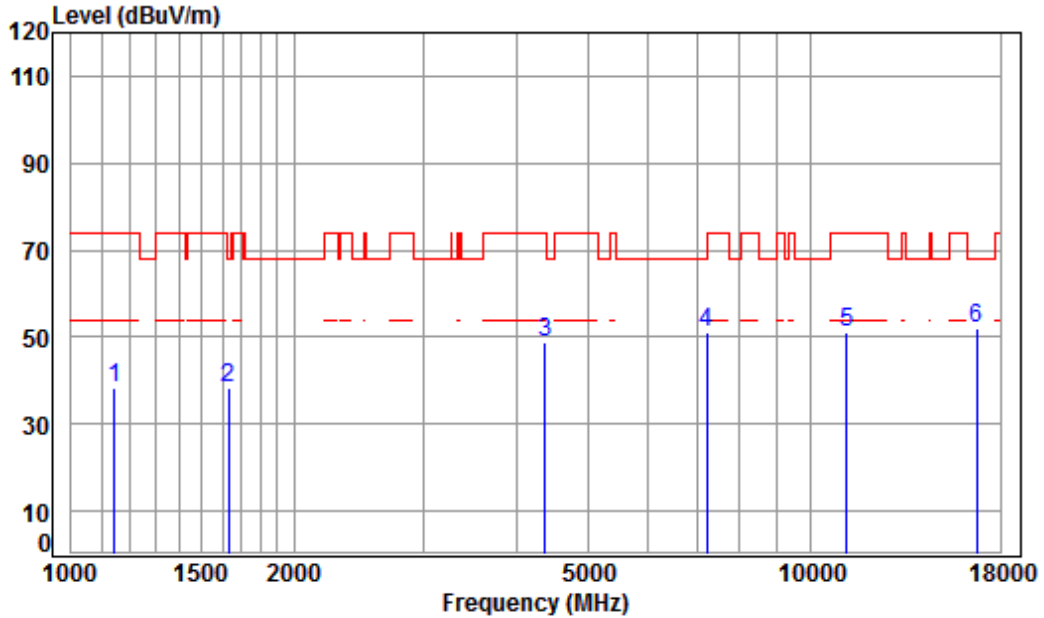
	Freq	Cable Loss	Ant Factor	Preamp Factor	Read Level	Limit Level	Over Line	Over Limit	Remark
	MHz	dB	dB/m	dB	dBuV	dBuV/m	dBuV/m	dB	
1	1145.507	4.20	24.20	38.70	48.29	37.99	74.00	-36.01	peak
2	1634.543	5.31	26.40	38.70	47.13	40.14	68.20	-28.06	peak
3	4392.376	7.44	33.60	38.14	46.75	49.65	74.00	-24.35	peak
4	7966.832	9.95	36.58	38.30	42.50	50.73	68.20	-17.47	peak
5	11160.000	11.80	37.83	36.45	37.74	50.92	74.00	-23.08	peak
6	pp16740.000	15.57	42.75	38.10	31.77	51.99	68.20	-16.21	peak



SGS-CSTC Standards Technical Services Co., Ltd.
Shenzhen Branch

Report No.: SZEM180100021802
 Page: 156 of 818

Test mode:	802.11a	Frequency(MHz):	5580	Peak	Horizontal
------------	---------	-----------------	------	------	------------



Condition: 3m HORIZONTAL
 Job No : 0217RG
 Mode : 5580 TX RSE
 : Ant 2 5G WIFI 11A CH116

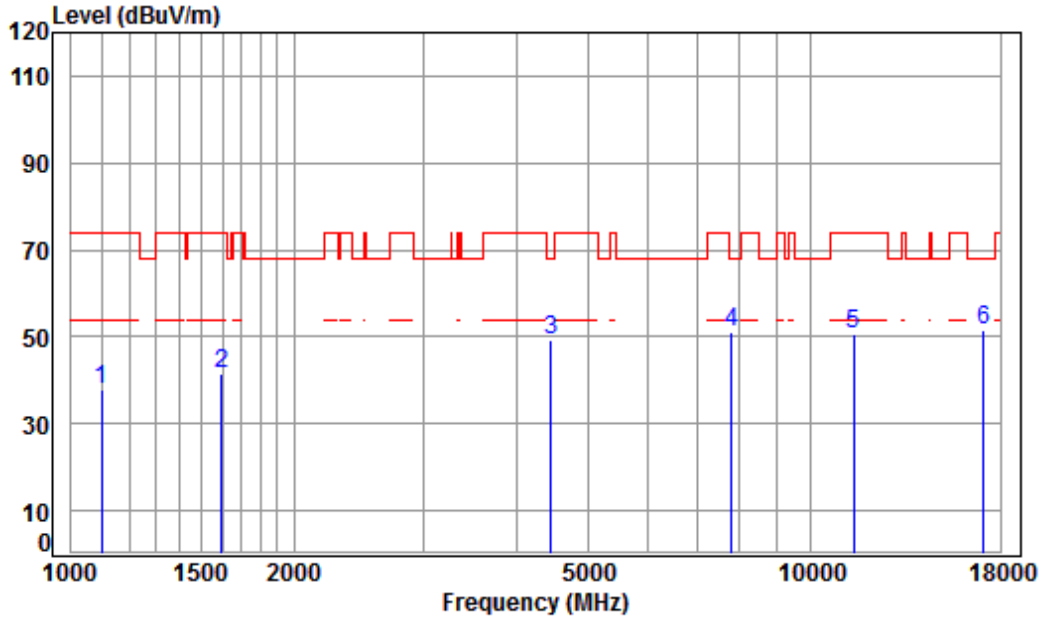
	Freq	Cable Loss	Ant Factor	Preamp Factor	Read Level	Limit Level	Limit Line	Over Limit	Remark
	MHz	dB	dB/m	dB	dBuV	dBuV/m	dBuV/m	dB	
1	1145.507	4.20	24.20	38.70	48.66	38.36	74.00	-35.64	peak
2	1629.825	5.31	26.38	38.70	45.13	38.12	68.20	-30.08	peak
3	4367.058	7.41	33.60	38.14	46.03	48.90	74.00	-25.10	peak
4	7221.150	10.07	36.41	38.22	42.97	51.23	68.20	-16.97	peak
5	11160.000	11.80	37.83	36.45	37.85	51.03	74.00	-22.97	peak
6	pp16740.000	15.57	42.75	38.10	31.74	51.96	68.20	-16.24	peak



SGS-CSTC Standards Technical Services Co., Ltd.
Shenzhen Branch

Report No.: SZEM180100021802
 Page: 157 of 818

Test mode:	802.11a	Frequency(MHz):	5700	Peak	Vertical
------------	---------	-----------------	------	------	----------



Condition: 3m VERTICAL
 Job No : 0217RG
 Mode : 5700 TX RSE
 : Ant 2 5G WIFI 11A CH140

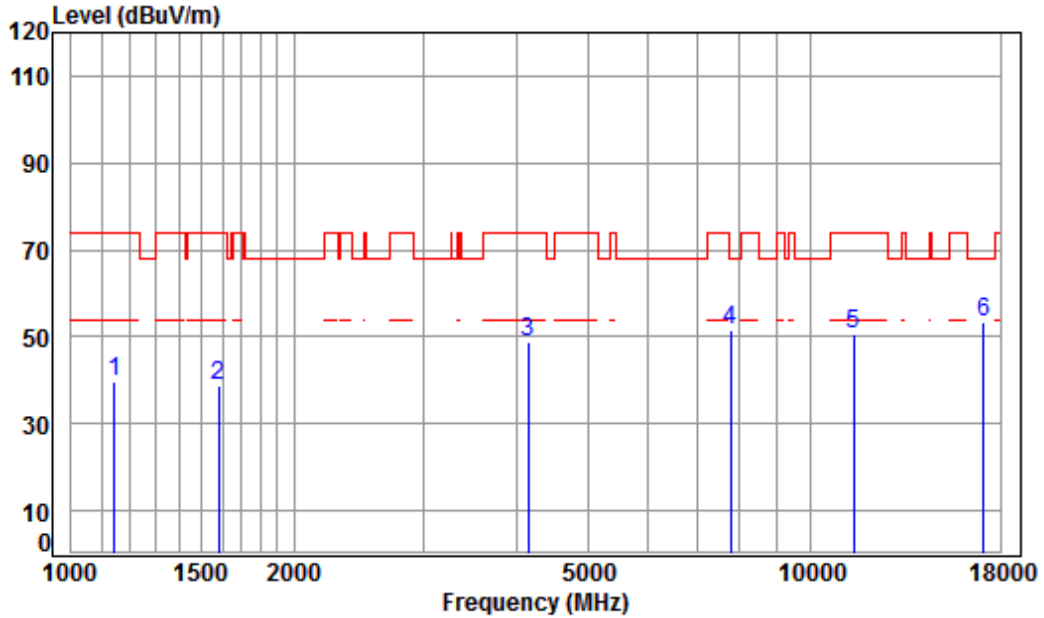
	Freq	Cable Loss	Ant Factor	Preamp Factor	Read Level	Limit Level	Over Line	Over Limit	Remark
	MHz	dB	dB/m	dB	dBuV	dBuV/m	dBuV/m	dB	
1	1100.079	4.00	23.96	38.70	48.48	37.74	74.00	-36.26	peak
2	1597.181	5.35	26.24	38.70	48.40	41.29	74.00	-32.71	peak
3	4456.315	7.51	33.60	38.15	46.48	49.44	68.20	-18.76	peak
4	7807.262	9.97	36.49	38.28	42.89	51.07	68.20	-17.13	peak
5	11400.000	12.04	38.02	36.52	37.08	50.62	74.00	-23.38	peak
6	pp17100.000	16.49	42.92	38.17	30.44	51.68	68.20	-16.52	peak



SGS-CSTC Standards Technical Services Co., Ltd.
Shenzhen Branch

Report No.: SZEM180100021802
 Page: 158 of 818

Test mode:	802.11a	Frequency(MHz):	5700	Peak	Horizontal
------------	---------	-----------------	------	------	------------

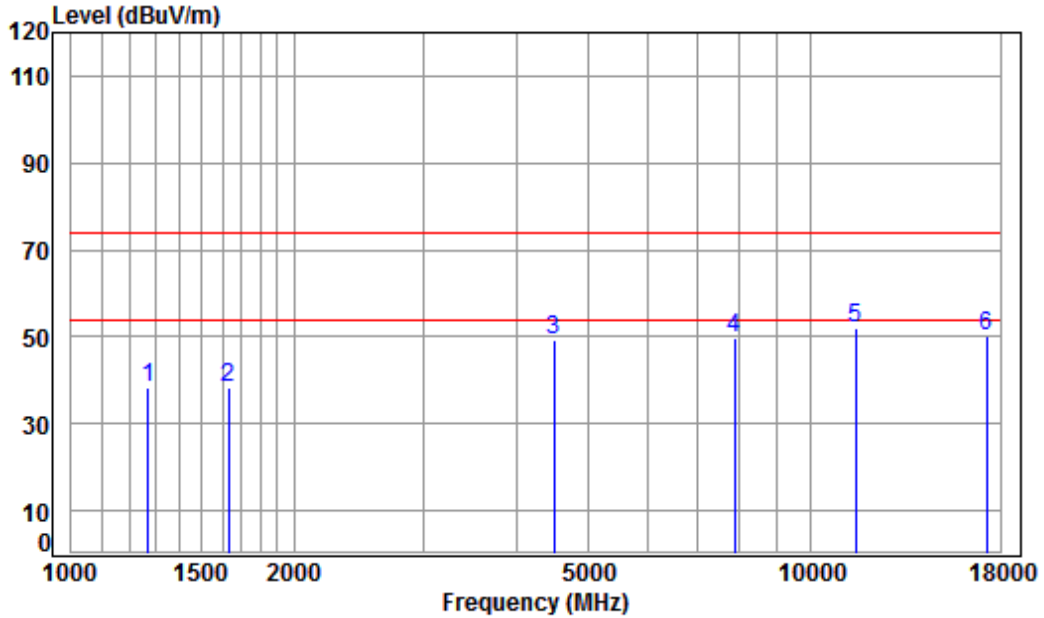


Condition: 3m HORIZONTAL
 Job No : 0217RG
 Mode : 5700 TX RSE
 : Ant 2 5G WIFI 11A CH140

	Freq	Cable Loss	Ant Factor	Preamp Factor	Read Level	Limit Level	Over Line	Over Limit	Remark
	MHz	dB	dB/m	dB	dBuV	dBuV/m	dBuV/m	dB	
1	1145.507	4.20	24.20	38.70	50.04	39.74	74.00	-34.26	peak
2	1583.392	5.37	26.18	38.70	46.00	38.85	74.00	-35.15	peak
3	4145.664	7.16	33.60	38.12	46.14	48.78	74.00	-25.22	peak
4	7784.729	9.97	36.47	38.28	43.27	51.43	68.20	-16.77	peak
5	11400.000	12.04	38.02	36.52	36.93	50.47	74.00	-23.53	peak
6	pp17100.000	16.49	42.92	38.17	32.28	53.52	68.20	-14.68	peak



Test mode:	802.11a	Frequency(MHz):	5745	Peak	Vertical
------------	---------	-----------------	------	------	----------



Condition: 3m VERTICAL

Job No : 0217RG

Mode : 5745 TX RSE

: Ant 2 5G WIFI 11A CH149

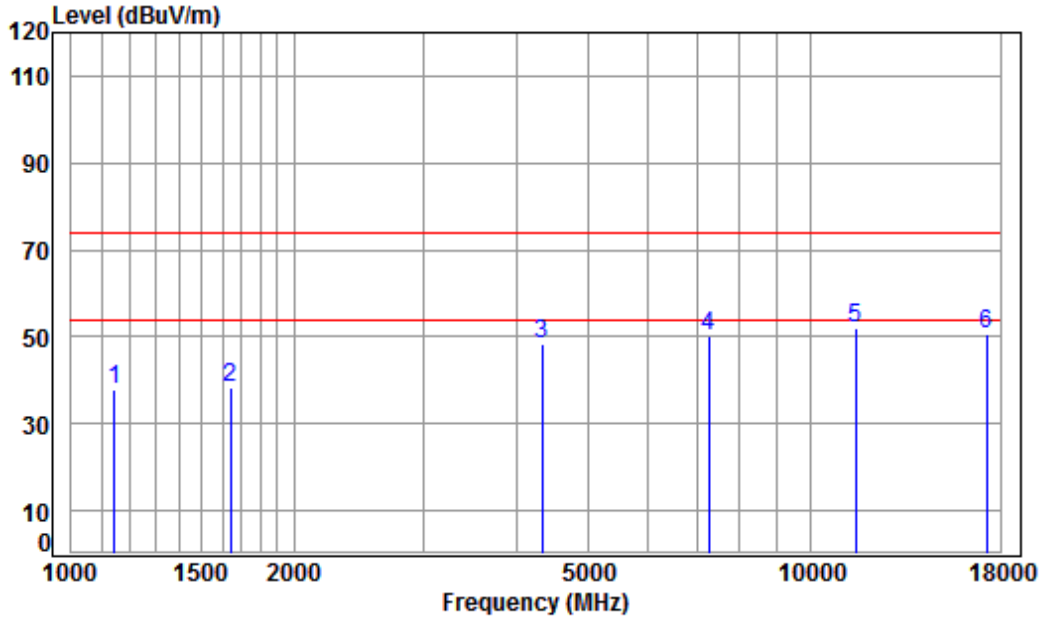
	Freq	Cable Loss	Ant Factor	Preamp Factor	Read Level	Limit Level	Over Limit	Remark
	MHz	dB	dB/m	dB	dBuV	dBuV/m	dBuV/m	dB
1	1271.123	4.69	24.82	38.70	47.55	38.36	74.00	-35.64 peak
2	1634.543	5.31	26.40	38.70	45.12	38.13	74.00	-35.87 peak
3	4495.125	7.55	33.60	38.15	46.14	49.14	74.00	-24.86 peak
4	7875.254	9.96	36.53	38.29	41.68	49.88	74.00	-24.12 peak
5	pp11490.000	12.13	38.09	36.55	38.28	51.95	74.00	-22.05 peak
6	17235.000	16.18	43.08	38.13	29.03	50.16	74.00	-23.84 peak



SGS-CSTC Standards Technical Services Co., Ltd.
Shenzhen Branch

Report No.: SZEM180100021802
 Page: 160 of 818

Test mode:	802.11a	Frequency(MHz):	5745	Peak	Horizontal
------------	---------	-----------------	------	------	------------



Condition: 3m HORIZONTAL

Job No : 0217RG

Mode : 5745 TX RSE

: Ant 2 5G WIFI 11A CH149

	Freq	Cable Loss	Ant Factor	Preamp Factor	Read Level	Limit Level	Over Limit	Remark
	MHz	dB	dB/m	dB	dBuV	dBuV/m	dBuV/m	dB
1	1145.507	4.20	24.20	38.70	47.97	37.67	74.00	-36.33 peak
2	1644.019	5.30	26.44	38.70	45.14	38.18	74.00	-35.82 peak
3	4329.354	7.37	33.60	38.14	45.52	48.35	74.00	-25.65 peak
4	7263.015	10.06	36.39	38.23	41.91	50.13	74.00	-23.87 peak
5	pp11490.000	12.13	38.09	36.55	38.23	51.90	74.00	-22.10 peak
6	17235.000	16.18	43.08	38.13	29.63	50.76	74.00	-23.24 peak

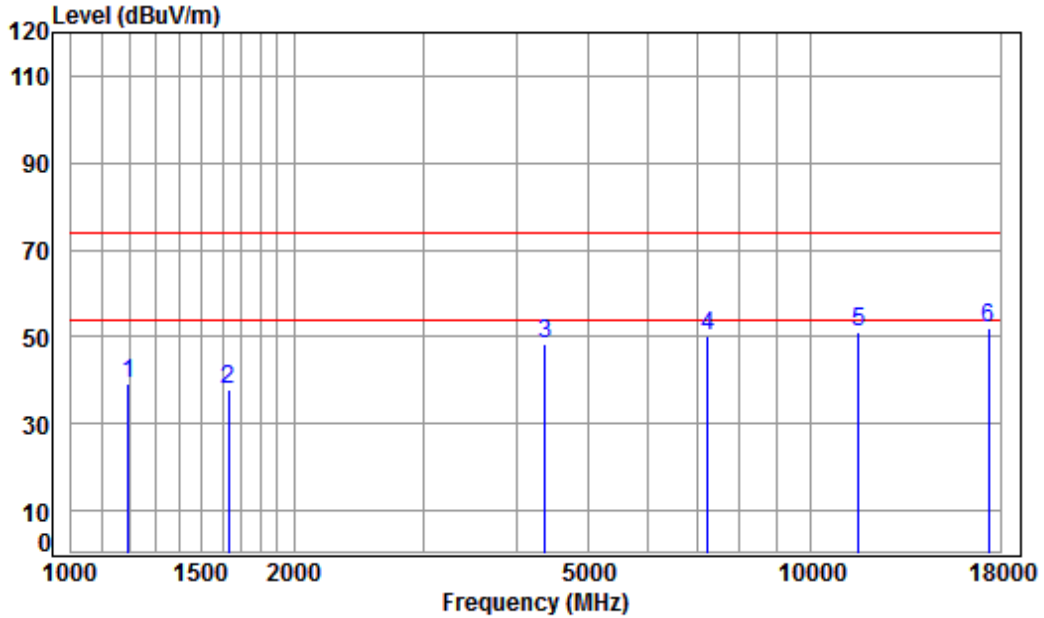


SGS-CSTC Standards Technical Services Co., Ltd.
Shenzhen Branch

Report No.: SZEM180100021802

Page: 161 of 818

Test mode:	802.11a	Frequency(MHz):	5785	Peak	Vertical
------------	---------	-----------------	------	------	----------



Condition: 3m VERTICAL

Job No : 0217RG

Mode : 5785 TX RSE

: Ant 2 5G WIFI 11A CH157

	Freq	Cable Loss	Ant Factor	Preamp Factor	Read Level	Limit Level	Over Limit	Remark
	MHz	dB	dB/m	dB	dBuV	dBuV/m	dBuV/m	dB
1	1196.264	4.40	24.46	38.70	49.06	39.22	74.00	-34.78 peak
2	1629.825	5.31	26.38	38.70	44.92	37.91	74.00	-36.09 peak
3	4367.058	7.41	33.60	38.14	45.64	48.51	74.00	-25.49 peak
4	7242.052	10.07	36.40	38.23	41.77	50.01	74.00	-23.99 peak
5	11570.000	12.17	38.17	36.57	37.15	50.92	74.00	-23.08 peak
6	pp17355.000	15.92	43.23	38.09	31.12	52.18	74.00	-21.82 peak

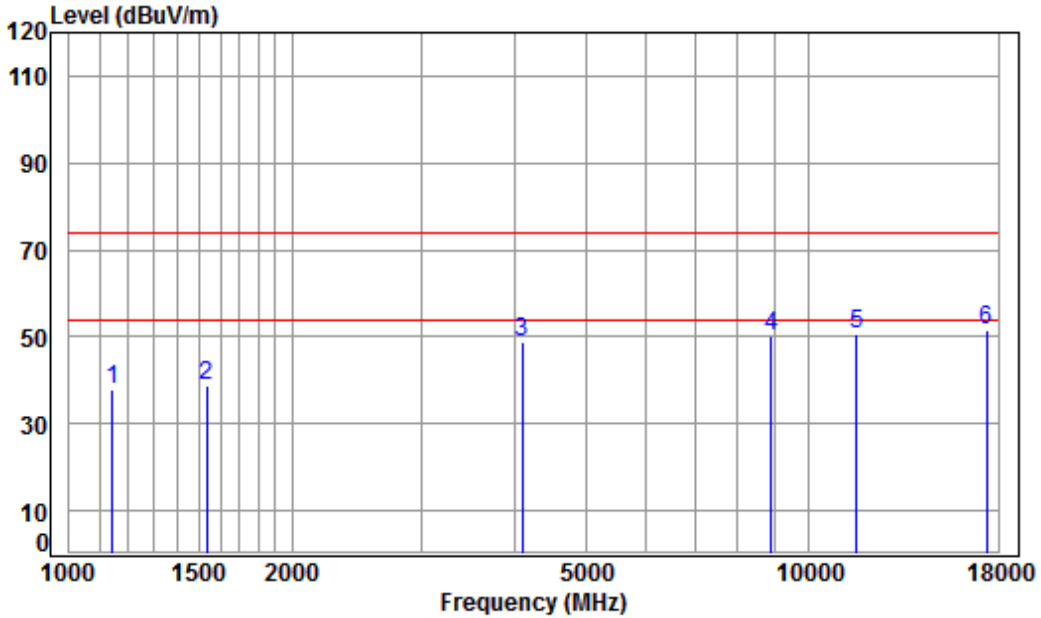


SGS-CSTC Standards Technical Services Co., Ltd.
Shenzhen Branch

Report No.: SZEM180100021802

Page: 162 of 818

Test mode:	802.11a	Frequency(MHz):	5785	Peak	Horizontal
------------	---------	-----------------	------	------	------------



Condition: 3m HORIZONTAL

Job No : 0217RG

Mode : 5785 TX RSE

: Ant 2 5G WIFI 11A CH157

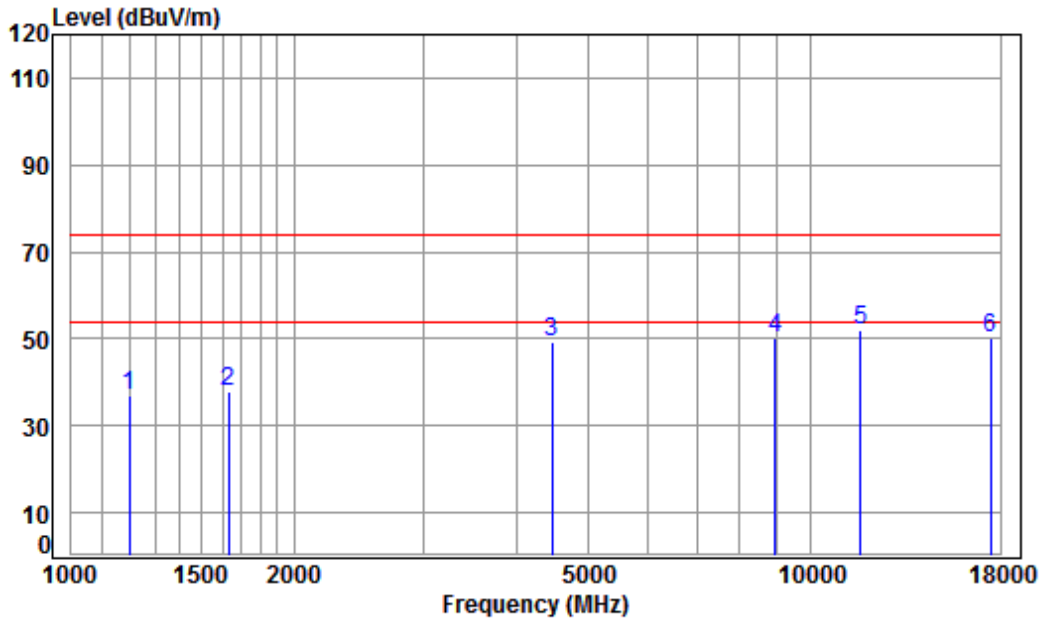
	Freq	Cable Loss	Ant Factor	Preamp Factor	Read Level	Limit Level	Over Line	Over Limit	Remark
	MHz	dB	dB/m	dB	dBuV	dBuV/m	dBuV/m	dB	
1	1145.507	4.20	24.20	38.70	48.33	38.03	74.00	-35.97	peak
2	1533.841	5.44	25.96	38.70	46.17	38.87	74.00	-35.13	peak
3	4098.010	7.10	33.60	38.11	46.10	48.69	74.00	-25.31	peak
4	8891.725	10.37	36.47	38.21	41.52	50.15	74.00	-23.85	peak
5	11570.000	12.17	38.17	36.57	36.90	50.67	74.00	-23.33	peak
6	pp17355.000	15.92	43.23	38.09	30.47	51.53	74.00	-22.47	peak



SGS-CSTC Standards Technical Services Co., Ltd.
Shenzhen Branch

Report No.: SZEM180100021802
 Page: 163 of 818

Test mode:	802.11a	Frequency(MHz):	5825	Peak	Vertical
------------	---------	-----------------	------	------	----------



Condition: 3m VERTICAL

Job No : 0217RG

Mode : 5825 TX RSE

: Ant 2 5G WIFI 11A CH165

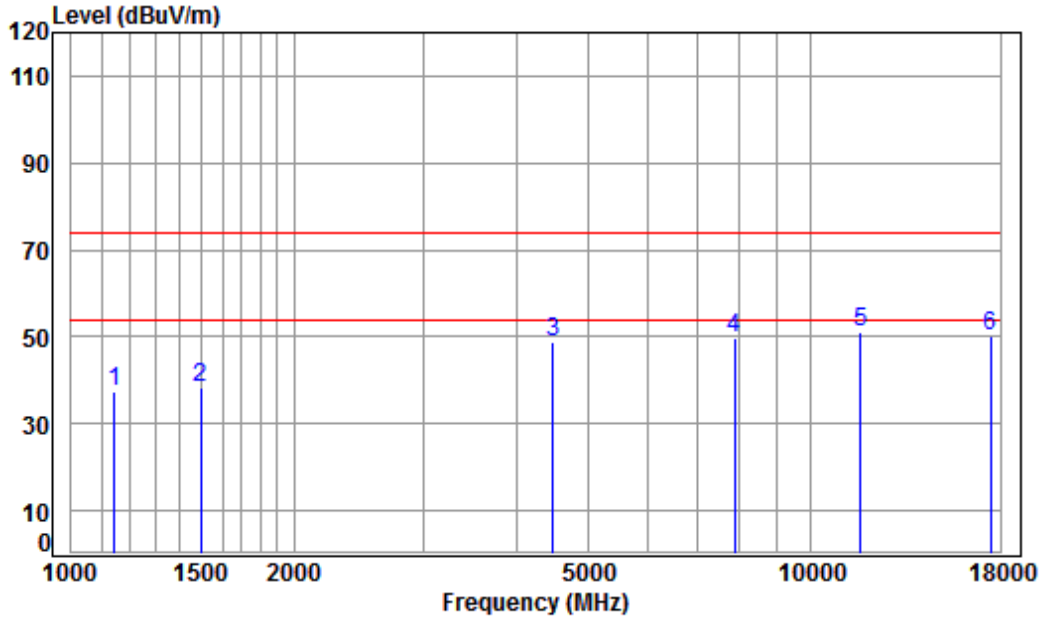
	Freq	Cable Loss	Ant Factor	Preamp Factor	Read Level	Limit Level	Over Line	Over Limit	Remark
	MHz	dB	dB/m	dB	dBuV	dBuV/m	dBuV/m	dB	
1	1199.726	4.42	24.48	38.70	46.91	37.11	74.00	-36.89	peak
2	1629.825	5.31	26.38	38.70	44.98	37.97	74.00	-36.03	peak
3	4469.214	7.53	33.60	38.15	46.11	49.09	74.00	-24.91	peak
4	8943.274	10.39	36.53	38.21	41.48	50.19	74.00	-23.81	peak
5	pp11650.000	12.20	38.25	36.60	37.95	51.80	74.00	-22.20	peak
6	17475.000	15.65	43.37	38.06	29.33	50.29	74.00	-23.71	peak



SGS-CSTC Standards Technical Services Co., Ltd.
Shenzhen Branch

Report No.: SZEM180100021802
 Page: 164 of 818

Test mode:	802.11a	Frequency(MHz):	5825	Peak	Horizontal
------------	---------	-----------------	------	------	------------



Condition: 3m HORIZONTAL

Job No : 0217RG

Mode : 5825 TX RSE

: Ant 2 5G WIFI 11A CH165

	Freq	Cable Loss	Ant Factor	Preamp Factor	Read Level	Limit Level	Over Limit	Remark
	MHz	dB	dB/m	dB	dBuV	dBuV/m	dBuV/m	dB
1	1145.507	4.20	24.20	38.70	47.79	37.49	74.00	-36.51 peak
2	1498.781	5.48	25.80	38.70	45.55	38.13	74.00	-35.87 peak
3	4482.150	7.54	33.60	38.15	45.63	48.62	74.00	-25.38 peak
4	7875.254	9.96	36.53	38.29	41.65	49.85	74.00	-24.15 peak
5	pp11650.000	12.20	38.25	36.60	37.44	51.29	74.00	-22.71 peak
6	17475.000	15.65	43.37	38.06	29.42	50.38	74.00	-23.62 peak

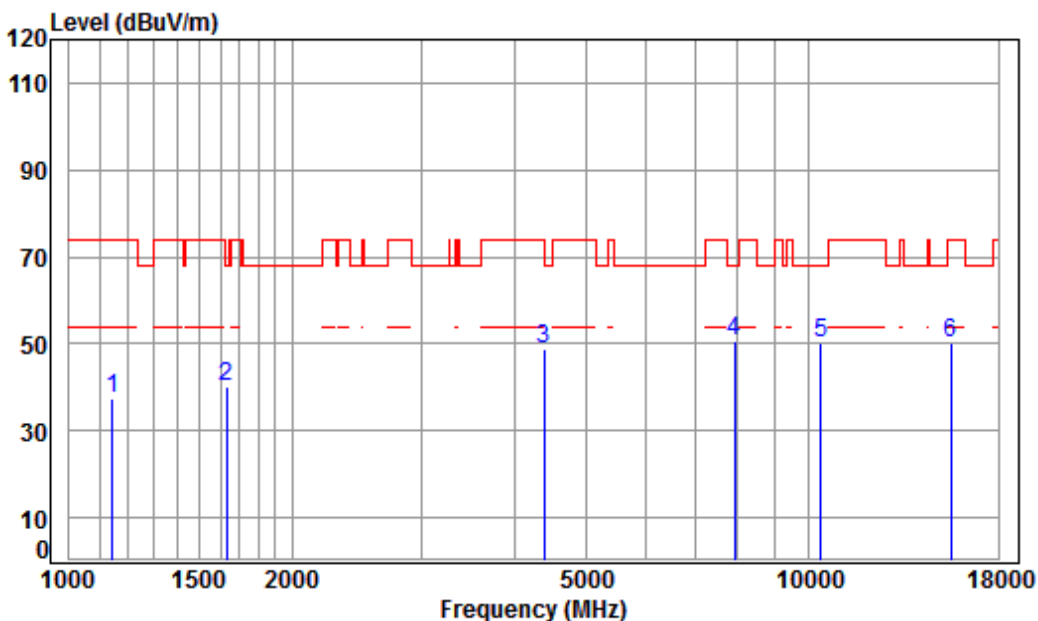


SGS-CSTC Standards Technical Services Co., Ltd. Shenzhen Branch

Report No.: SZEM180100021802

Page: 165 of 818

Test mode:	802.11n(HT20)	Frequency(MHz):	5180	Peak	Vertical
------------	---------------	-----------------	------	------	----------



Condition: 3m VERTICAL

Job No : 0217RG

Mode : 5180 TX RSE

: Ant 2 5G WIFI 11N CH36

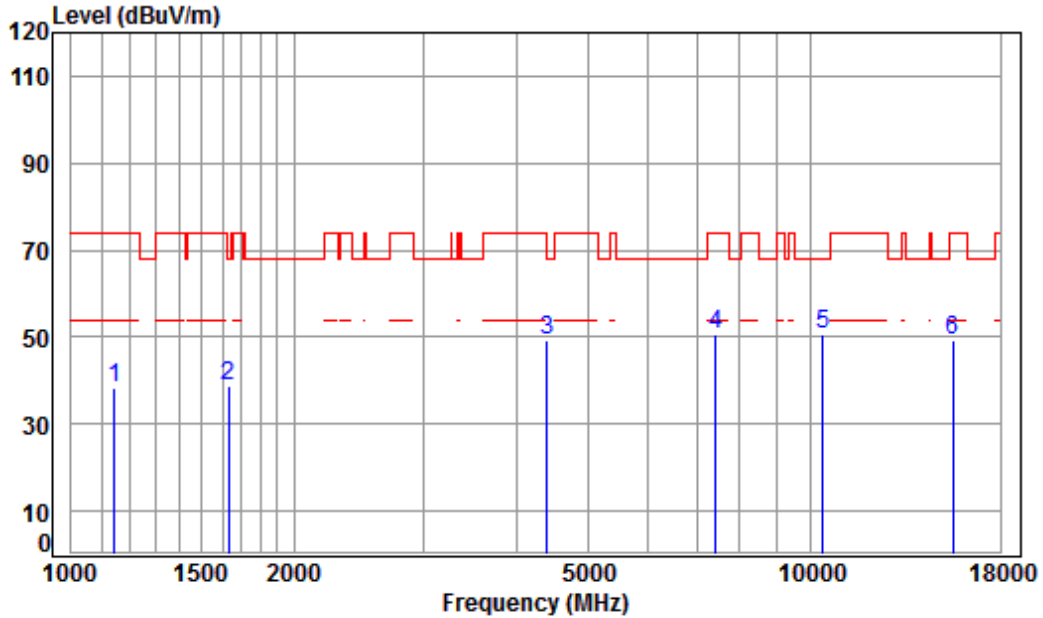
	Freq	Cable Loss	Ant Factor	Preamp Factor	Read Level	Limit Level	Over Line	Over Limit	Remark
	MHz	dB	dB/m	dB	dBuV	dBuV/m	dBuV/m	dB	
1	1145.507	4.20	24.20	38.70	47.82	37.52	74.00	-36.48	peak
2	1634.543	5.31	26.40	38.70	47.20	40.21	68.20	-27.99	peak
3	4379.699	7.43	33.60	38.14	45.96	48.85	74.00	-25.15	peak
4 pp	7920.911	9.96	36.55	38.29	42.45	50.67	68.20	-17.53	peak
5	10360.000	11.19	37.24	36.34	38.03	50.12	68.20	-18.08	peak
6	15540.000	14.30	41.38	38.12	32.61	50.17	74.00	-23.83	peak



SGS-CSTC Standards Technical Services Co., Ltd.
Shenzhen Branch

Report No.: SZEM180100021802
 Page: 166 of 818

Test mode:	802.11n(HT20)	Frequency(MHz):	5180	Peak	Horizontal
------------	---------------	-----------------	------	------	------------



Condition: 3m HORIZONTAL
 Job No : 0217RG
 Mode : 5180 TX RSE
 : Ant 2 5G WIFI 11N CH36

	Freq	Cable Loss	Ant Factor	Preamp Factor	Read Level	Limit Level	Over Line	Over Limit	Remark
	MHz	dB	dB/m	dB	dBuV	dBuV/m	dBuV/m	dB	
1	1145.507	4.20	24.20	38.70	48.76	38.46	74.00	-35.54	peak
2	1634.543	5.31	26.40	38.70	45.94	38.95	68.20	-29.25	peak
3	4392.376	7.44	33.60	38.14	46.24	49.14	74.00	-24.86	peak
4	7432.914	10.02	36.33	38.24	42.48	50.59	74.00	-23.41	peak
5	pp10360.000	11.19	37.24	36.34	38.71	50.80	68.20	-17.40	peak
6	15540.000	14.30	41.38	38.12	31.79	49.35	74.00	-24.65	peak

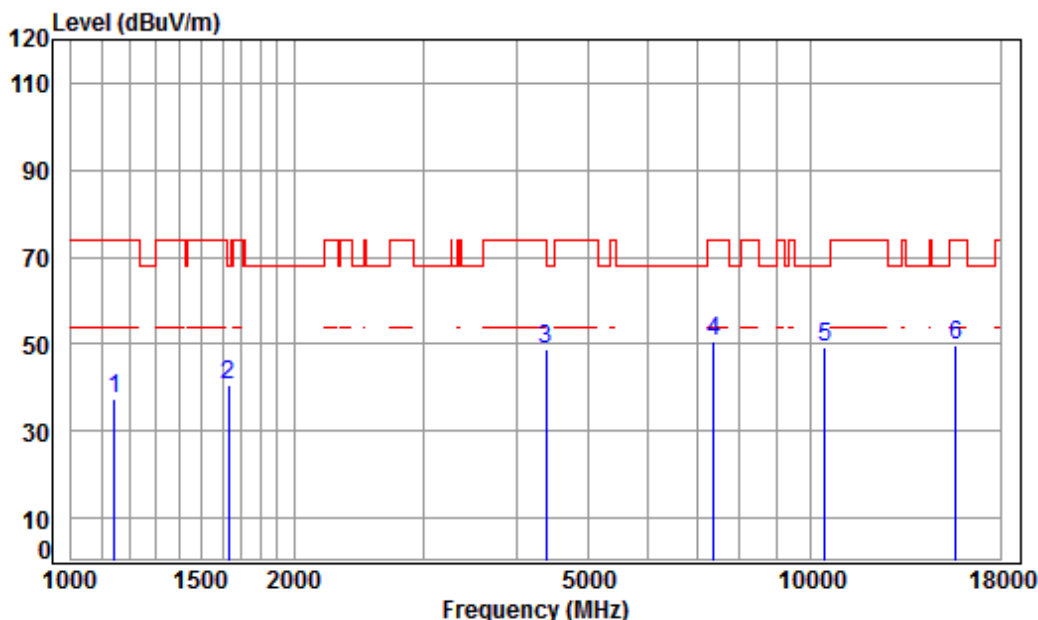


SGS-CSTC Standards Technical Services Co., Ltd. Shenzhen Branch

Report No.: SZEM180100021802

Page: 167 of 818

Test mode:	802.11n(HT20)	Frequency(MHz):	5220	Peak	Vertical
------------	---------------	-----------------	------	------	----------



Condition: 3m VERTICAL

Job No : 0217RG

Mode : 5220 TX RSE

: Ant 2 5G WIFI 11N CH44

	Freq	Cable Loss	Ant Factor	Preamp Factor	Read Level	Limit Level	Limit Line	Over Limit	Remark
	MHz	dB	dB/m	dB	dBuV	dBuV/m	dBuV/m	dB	
1	1145.507	4.20	24.20	38.70	47.70	37.40	74.00	-36.60	peak
2	1629.825	5.31	26.38	38.70	47.39	40.38	68.20	-27.82	peak
3	4379.699	7.43	33.60	38.14	46.12	49.01	74.00	-24.99	peak
4	7390.070	10.03	36.34	38.24	42.53	50.66	74.00	-23.34	peak
5	pp10440.000	11.25	37.16	36.35	37.39	49.45	68.20	-18.75	peak
6	15660.000	14.48	41.34	38.03	31.80	49.59	74.00	-24.41	peak

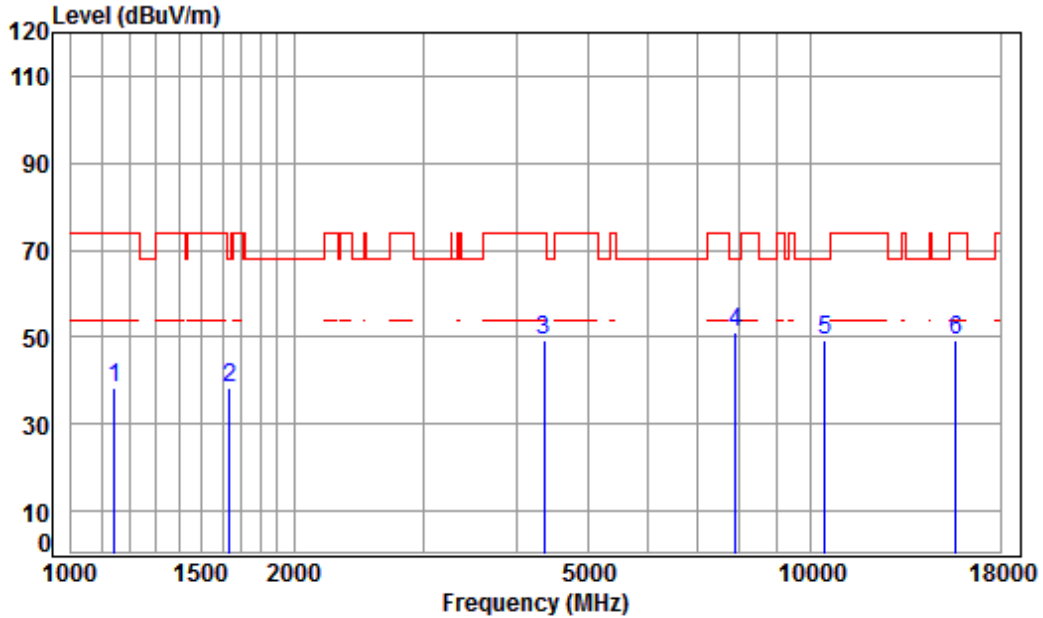


SGS-CSTC Standards Technical Services Co., Ltd.
Shenzhen Branch

Report No.: SZEM180100021802

Page: 168 of 818

Test mode:	802.11n(HT20)	Frequency(MHz):	5220	Peak	Horizontal
------------	---------------	-----------------	------	------	------------



Condition: 3m HORIZONTAL

Job No : 0217RG

Mode : 5220 TX RSE

: Ant 2 5G WIFI 11N CH44

	Freq	Cable Loss	Ant Factor	Preamp Factor	Read Level	Limit Level	Limit Line	Over Limit	Remark
	MHz	dB	dB/m	dB	dBuV	dBuV/m	dBuV/m	dB	
1	1145.507	4.20	24.20	38.70	48.65	38.35	74.00	-35.65	peak
2	1639.274	5.30	26.42	38.70	45.46	38.48	68.20	-29.72	peak
3	4354.454	7.40	33.60	38.14	46.64	49.50	74.00	-24.50	peak
4	pp 7898.049	9.96	36.54	38.29	42.86	51.07	68.20	-17.13	peak
5	10440.000	11.25	37.16	36.35	37.43	49.49	68.20	-18.71	peak
6	15660.000	14.48	41.34	38.03	31.61	49.40	74.00	-24.60	peak

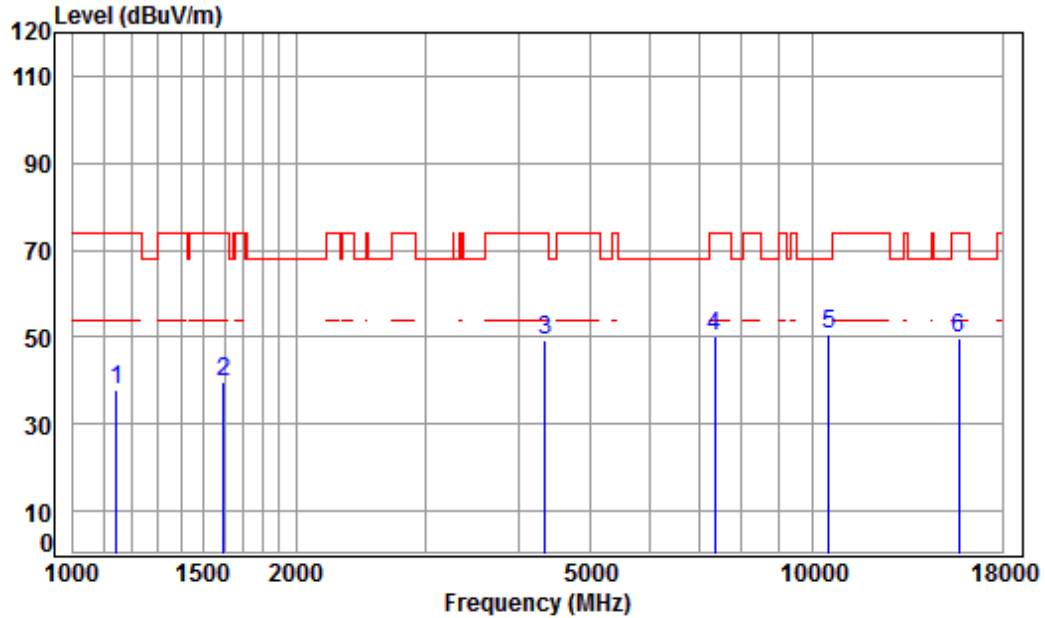


SGS-CSTC Standards Technical Services Co., Ltd. Shenzhen Branch

Report No.: SZEM180100021802

Page: 169 of 818

Test mode:	802.11n(HT20)	Frequency(MHz):	5240	Peak	Vertical
------------	---------------	-----------------	------	------	----------



Condition: 3m VERTICAL

Job No : 0217RG

Mode : 5240 TX RSE

: Ant 2 5G WIFI 11N CH48

	Freq	Cable Loss	Ant Factor	Preamp Factor	Read Level	Limit Level	Over Line	Over Limit	Remark
	MHz	dB	dB/m	dB	dBuV	dBuV/m	dBuV/m	dB	
1	1145.507	4.20	24.20	38.70	48.38	38.08	74.00	-35.92	peak
2	1597.181	5.35	26.24	38.70	46.84	39.73	74.00	-34.27	peak
3	4341.886	7.38	33.60	38.14	46.38	49.22	74.00	-24.78	peak
4	7368.741	10.03	36.35	38.24	41.92	50.06	74.00	-23.94	peak
5	pp10480.000	11.28	37.12	36.35	38.81	50.86	68.20	-17.34	peak
6	15720.000	14.57	41.31	37.99	31.71	49.60	74.00	-24.40	peak

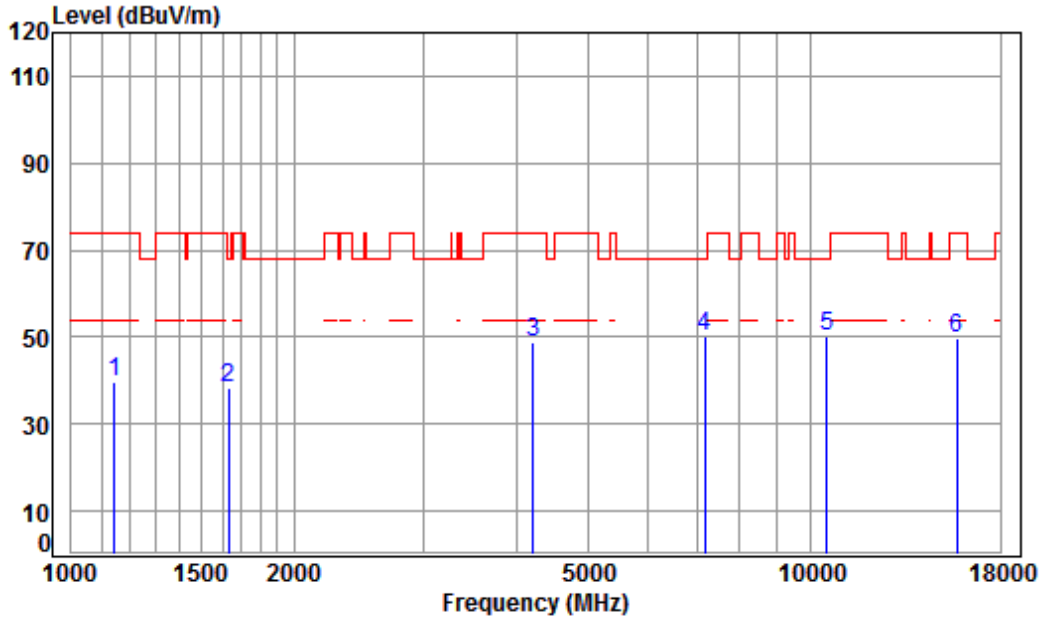


SGS-CSTC Standards Technical Services Co., Ltd.
Shenzhen Branch

Report No.: SZEM180100021802

Page: 170 of 818

Test mode:	802.11n(HT20)	Frequency(MHz):	5240	Peak	Horizontal
------------	---------------	-----------------	------	------	------------



Condition: 3m HORIZONTAL

Job No : 0217RG

Mode : 5240 TX RSE

: Ant 2 5G WIFI 11N CH48

	Freq	Cable Loss	Ant Factor	Preamp Factor	Read Level	Limit Level	Limit Line	Over Limit	Remark
	MHz	dB	dB/m	dB	dBuV	dBuV/m	dBuV/m	dB	
1	1145.507	4.20	24.20	38.70	50.11	39.81	74.00	-34.19	peak
2	1629.825	5.31	26.38	38.70	45.43	38.42	68.20	-29.78	peak
3	4206.011	7.23	33.60	38.12	45.96	48.67	74.00	-25.33	peak
4	7179.527	10.08	36.43	38.22	41.88	50.17	68.20	-18.03	peak
5	pp10480.000	11.28	37.12	36.35	38.30	50.35	68.20	-17.85	peak
6	15720.000	14.57	41.31	37.99	31.96	49.85	74.00	-24.15	peak

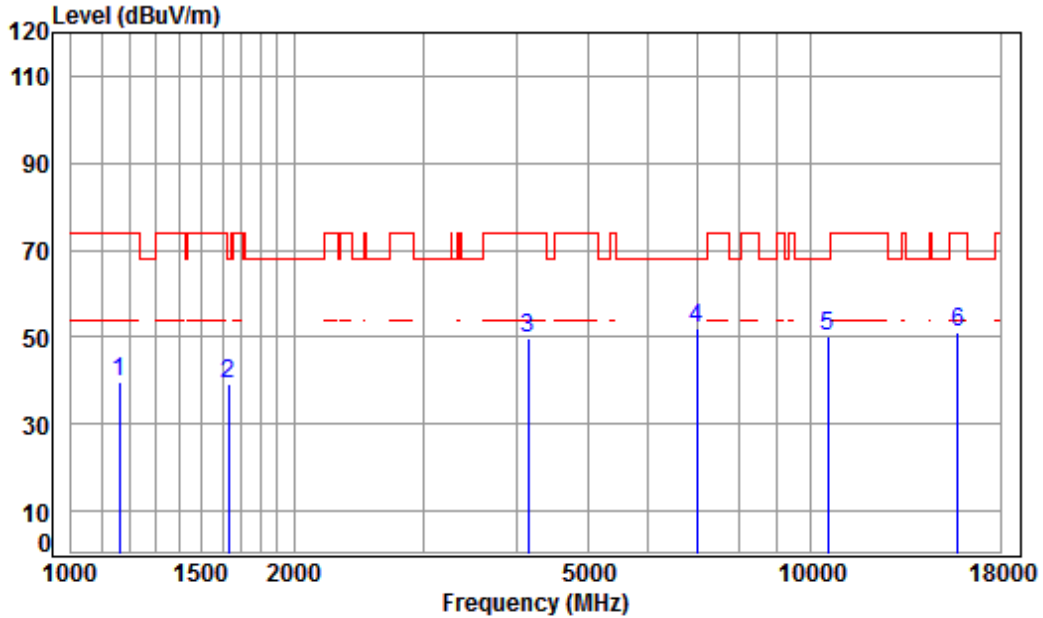


SGS-CSTC Standards Technical Services Co., Ltd.
Shenzhen Branch

Report No.: SZEM180100021802

Page: 171 of 818

Test mode:	802.11n(HT20)	Frequency(MHz):	5260	Peak	Vertical
------------	---------------	-----------------	------	------	----------



Condition: 3m VERTICAL

Job No : 0217RG

Mode : 5260 TX RSE

: Ant 2 5G WIFI 11N CH52

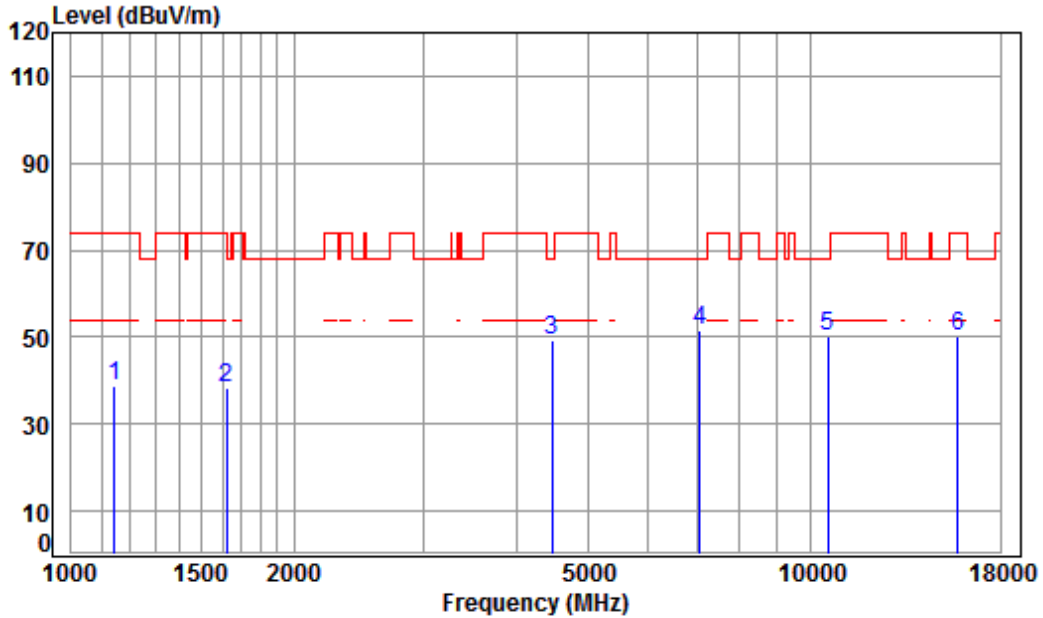
	Freq	Cable Loss	Ant Factor	Preamp Factor	Read Level	Limit Level	Over Line	Over Limit	Remark
	MHz	dB	dB/m	dB	dBuV	dBuV/m	dBuV/m	dB	
1	1162.182	4.27	24.29	38.70	49.73	39.59	74.00	-34.41	peak
2	1634.543	5.31	26.40	38.70	46.43	39.44	68.20	-28.76	peak
3	4145.664	7.16	33.60	38.12	46.93	49.57	74.00	-24.43	peak
4	pp 7015.420	10.13	36.49	38.20	43.58	52.00	68.20	-16.20	peak
5	10520.000	11.30	37.12	36.35	38.29	50.36	68.20	-17.84	peak
6	15780.000	14.66	41.29	37.95	33.06	51.06	74.00	-22.94	peak



SGS-CSTC Standards Technical Services Co., Ltd.
Shenzhen Branch

Report No.: SZEM180100021802
 Page: 172 of 818

Test mode:	802.11n(HT20)	Frequency(MHz):	5260	Peak	Horizontal
------------	---------------	-----------------	------	------	------------

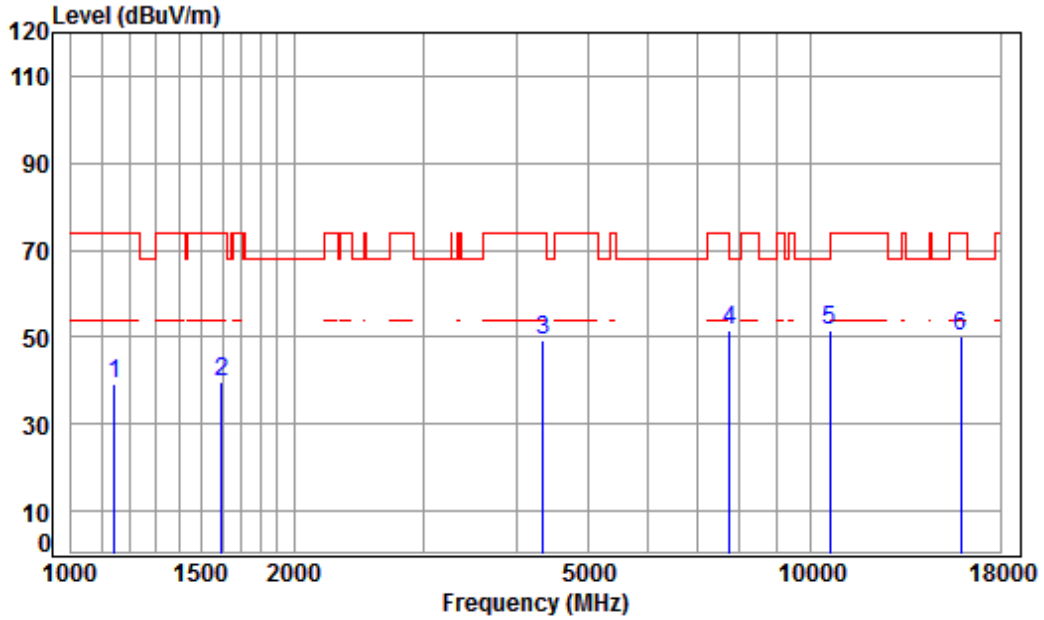


Condition: 3m HORIZONTAL
 Job No : 0217RG
 Mode : 5260 TX RSE
 : Ant 2 5G WIFI 11N CH52

	Freq	Cable Loss	Ant Factor	Preamp Factor	Read Level	Limit Level	Limit Line	Over Limit	Remark
	MHz	dB	dB/m	dB	dBuV	dBuV/m	dBuV/m	dB	
1	1145.507	4.20	24.20	38.70	49.07	38.77	74.00	-35.23	peak
2	1620.431	5.32	26.34	38.70	45.53	38.49	74.00	-35.51	peak
3	4469.214	7.53	33.60	38.15	46.48	49.46	68.20	-18.74	peak
4	pp 7076.516	10.11	36.47	38.21	43.17	51.54	68.20	-16.66	peak
5	10520.000	11.30	37.12	36.35	38.17	50.24	68.20	-17.96	peak
6	15780.000	14.66	41.29	37.95	32.34	50.34	74.00	-23.66	peak



Test mode:	802.11n(HT20)	Frequency(MHz):	5300	Peak	Vertical
------------	---------------	-----------------	------	------	----------



Condition: 3m VERTICAL
 Job No : 0217RG
 Mode : 5300 TX RSE
 : Ant 2 5G WIFI 11N CH60

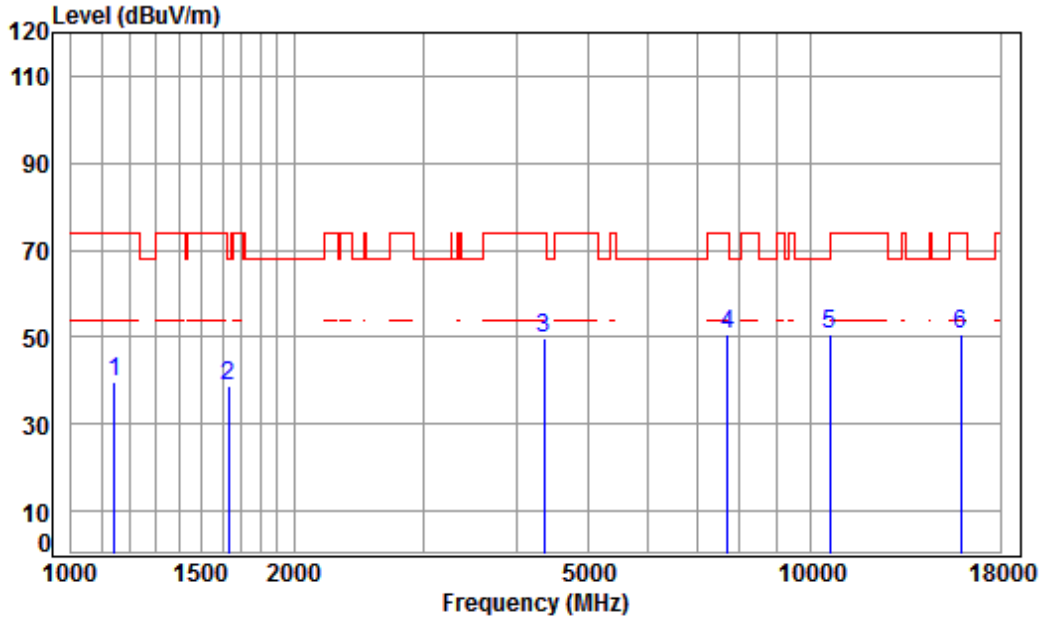
	Freq	Cable Loss	Ant Factor	Preamp Factor	Read Level	Limit Level	Limit Line	Over Limit	Remark
	MHz	dB	dB/m	dB	dBuV	dBuV/m	dBuV/m	dB	
1	1145.507	4.20	24.20	38.70	49.68	39.38	74.00	-34.62	peak
2	1597.181	5.35	26.24	38.70	46.88	39.77	74.00	-34.23	peak
3	4341.886	7.38	33.60	38.14	46.61	49.45	74.00	-24.55	peak
4	7762.260	9.97	36.46	38.28	43.33	51.48	68.20	-16.72	peak
5	pp10600.000	11.36	37.22	36.36	39.47	51.69	68.20	-16.51	peak
6	15900.000	14.84	41.24	37.87	31.80	50.01	74.00	-23.99	peak



SGS-CSTC Standards Technical Services Co., Ltd.
Shenzhen Branch

Report No.: SZEM180100021802
 Page: 174 of 818

Test mode:	802.11n(HT20)	Frequency(MHz):	5300	Peak	Horizontal
------------	---------------	-----------------	------	------	------------



Condition: 3m HORIZONTAL
 Job No : 0217RG
 Mode : 5300 TX RSE
 : Ant 2 5G WIFI 11N CH60

	Freq	Cable Loss	Ant Factor	Preamp Factor	Read Level	Limit Level	Limit Line	Over Limit	Remark
	MHz	dB	dB/m	dB	dBuV	dBuV/m	dBuV/m	dB	
1	1145.507	4.20	24.20	38.70	50.03	39.73	74.00	-34.27	peak
2	1634.543	5.31	26.40	38.70	45.61	38.62	68.20	-29.58	peak
3	4354.454	7.40	33.60	38.14	46.74	49.60	74.00	-24.40	peak
4	7717.518	9.98	36.43	38.27	42.48	50.62	74.00	-23.38	peak
5	pp10600.000	11.36	37.22	36.36	38.57	50.79	68.20	-17.41	peak
6	15900.000	14.84	41.24	37.87	32.25	50.46	74.00	-23.54	peak

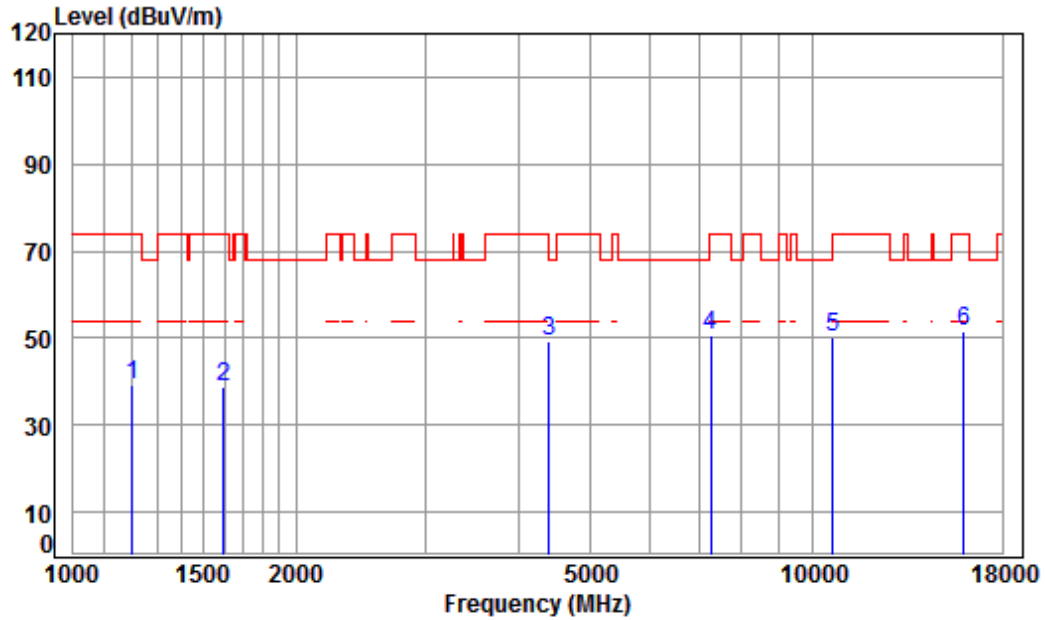


SGS-CSTC Standards Technical Services Co., Ltd. Shenzhen Branch

Report No.: SZEM180100021802

Page: 175 of 818

Test mode:	802.11n(HT20)	Frequency(MHz):	5320	Peak	Vertical
------------	---------------	-----------------	------	------	----------



Condition: 3m VERTICAL
 Job No : 0217RG
 Mode : 5320 TX RSE
 : Ant 2 5G WIFI 11N CH64

	Cable	Ant	Preamp	Read	Limit	Over		
Freq	Loss	Factor	Factor	Level	Level	Line	Limit	Remark
MHz	dB	dB/m	dB	dBuV	dBuV/m	dBuV/m	dB	
1	1203.199	4.43	24.49	38.70	49.03	39.25	74.00	-34.75 peak
2	1597.181	5.35	26.24	38.70	46.01	38.90	74.00	-35.10 peak
3	4392.376	7.44	33.60	38.14	46.26	49.16	74.00	-24.84 peak
4	7263.015	10.06	36.39	38.23	42.21	50.43	74.00	-23.57 peak
5	10640.000	11.39	37.27	36.37	37.77	50.06	74.00	-23.94 peak
6	pp15960.000	14.93	41.22	37.83	33.08	51.40	74.00	-22.60 peak

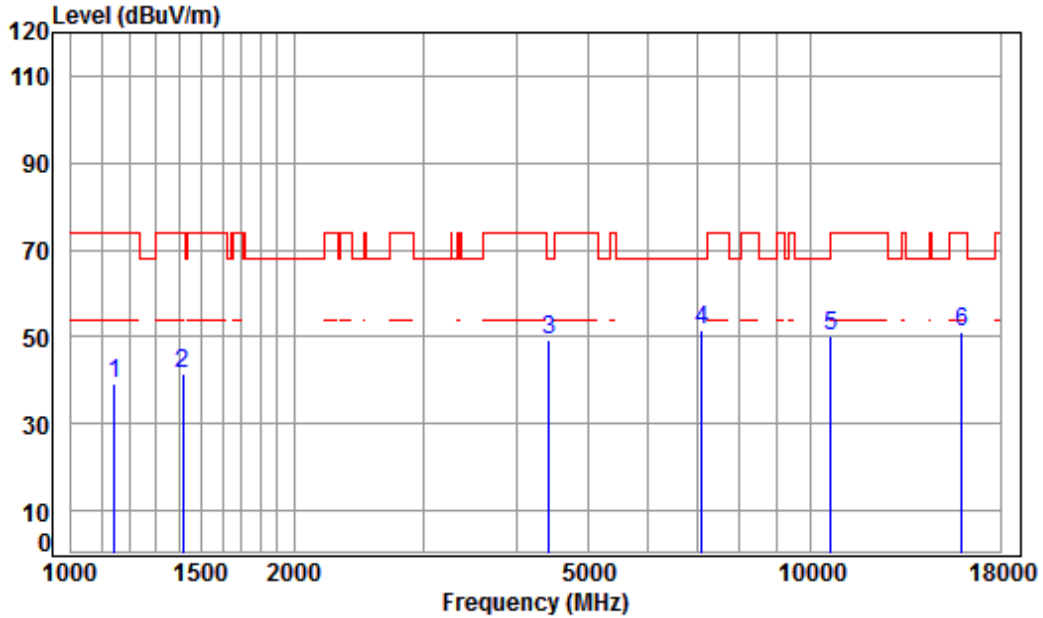


SGS-CSTC Standards Technical Services Co., Ltd.
Shenzhen Branch

Report No.: SZEM180100021802

Page: 176 of 818

Test mode:	802.11n(HT20)	Frequency(MHz):	5320	Peak	Horizontal
------------	---------------	-----------------	------	------	------------



Condition: 3m HORIZONTAL

Job No : 0217RG

Mode : 5320 TX RSE

: Ant 2 5G WIFI 11N CH64

	Freq	Cable Loss	Ant Factor	Preamp Factor	Read Level	Limit Level	Over Limit	Remark
	MHz	dB	dB/m	dB	dBuV	dBuV/m	dBuV/m	dB
1	1145.507	4.20	24.20	38.70	49.37	39.07	74.00	-34.93 peak
2	1414.597	5.20	25.45	38.70	49.50	41.45	74.00	-32.55 peak
3	4417.841	7.47	33.60	38.14	46.22	49.15	68.20	-19.05 peak
4 pp	7117.542	10.10	36.45	38.21	43.05	51.39	68.20	-16.81 peak
5	10640.000	11.39	37.27	36.37	37.89	50.18	74.00	-23.82 peak
6	15960.000	14.93	41.22	37.83	32.95	51.27	74.00	-22.73 peak

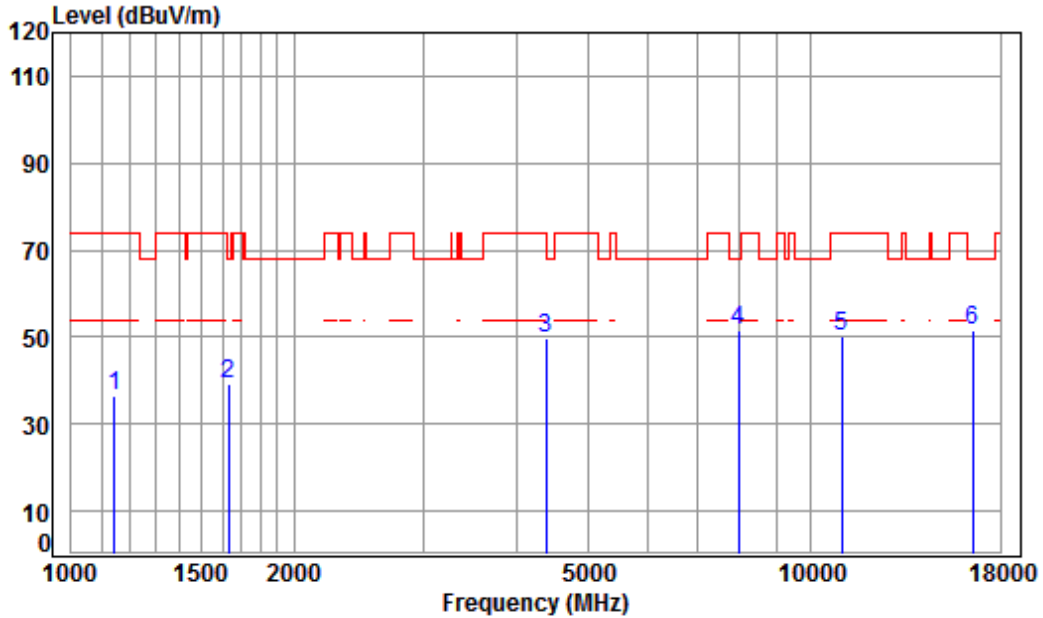


SGS-CSTC Standards Technical Services Co., Ltd.
Shenzhen Branch

Report No.: SZEM180100021802

Page: 177 of 818

Test mode:	802.11n(HT20)	Frequency(MHz):	5500	Peak	Vertical
------------	---------------	-----------------	------	------	----------



Condition: 3m VERTICAL

Job No : 0217RG

Mode : 5500 TX RSE

: Ant 2 5G WIFI 11N CH100

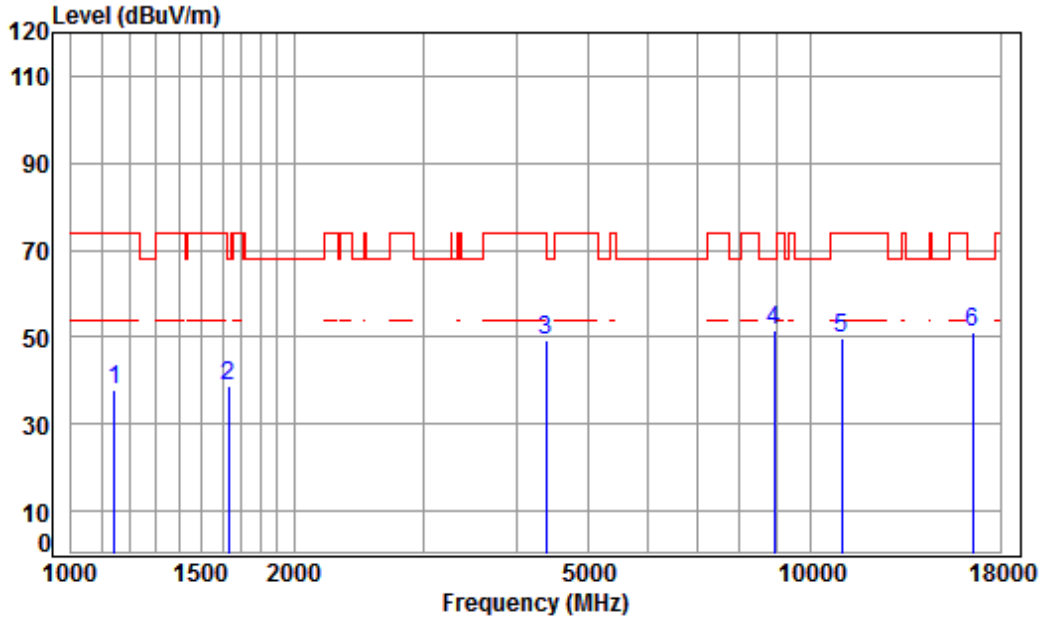
	Freq	Cable Loss	Ant Factor	Preamp Factor	Read Level	Limit Level	Limit Line	Over Limit	Remark
	MHz	dB	dB/m	dB	dBuV	dBuV/m	dBuV/m	dB	
1	1145.507	4.20	24.20	38.70	46.86	36.56	74.00	-37.44	peak
2	1629.825	5.31	26.38	38.70	46.32	39.31	68.20	-28.89	peak
3	4379.699	7.43	33.60	38.14	46.93	49.82	74.00	-24.18	peak
4	7966.832	9.95	36.58	38.30	43.25	51.48	68.20	-16.72	peak
5	11000.000	11.63	37.70	36.40	37.35	50.28	74.00	-23.72	peak
6	pp16500.000	14.50	42.70	38.00	32.29	51.49	68.20	-16.71	peak



SGS-CSTC Standards Technical Services Co., Ltd.
Shenzhen Branch

Report No.: SZEM180100021802
 Page: 178 of 818

Test mode:	802.11n(HT20)	Frequency(MHz):	5500	Peak	Horizontal
------------	---------------	-----------------	------	------	------------



Condition: 3m HORIZONTAL
 Job No : 0217RG
 Mode : 5500 TX RSE
 : Ant 2 5G WIFI 11N CH100

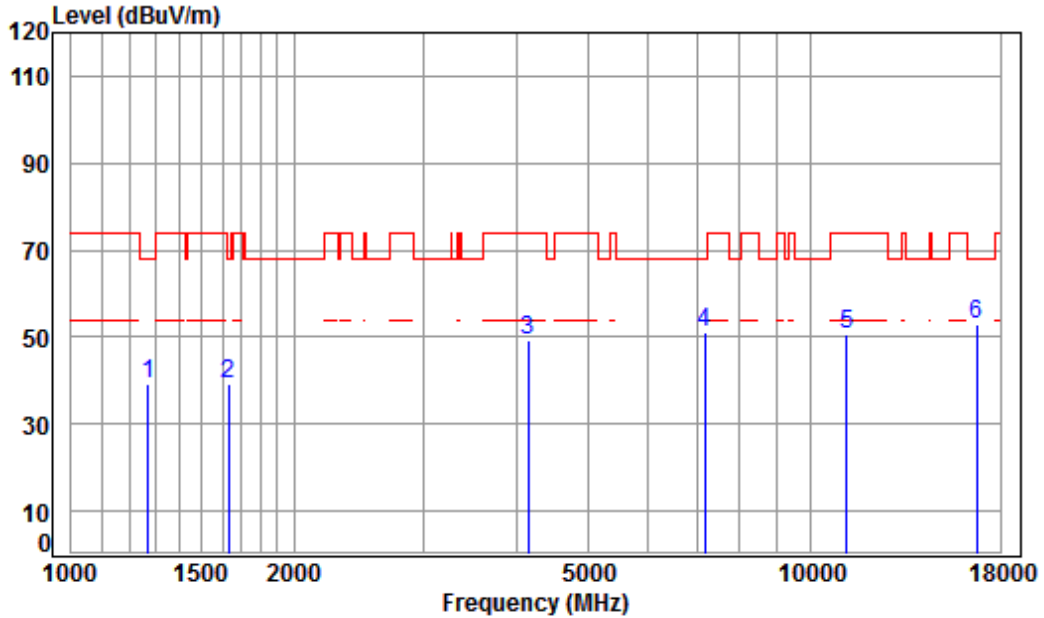
	Freq	Cable Loss	Ant Factor	Preamp Factor	Read Level	Limit Level	Limit Line	Over Limit	Remark
	MHz	dB	dB/m	dB	dBuV	dBuV/m	dBuV/m	dB	
1	1145.507	4.20	24.20	38.70	48.28	37.98	74.00	-36.02	peak
2	1634.543	5.31	26.40	38.70	45.65	38.66	68.20	-29.54	peak
3	4379.699	7.43	33.60	38.14	46.19	49.08	74.00	-24.92	peak
4	pp 8917.462	10.38	36.50	38.21	42.90	51.57	68.20	-16.63	peak
5	11000.000	11.63	37.70	36.40	36.87	49.80	74.00	-24.20	peak
6	16500.000	14.50	42.70	38.00	31.99	51.19	68.20	-17.01	peak



SGS-CSTC Standards Technical Services Co., Ltd.
Shenzhen Branch

Report No.: SZEM180100021802
 Page: 179 of 818

Test mode:	802.11n(HT20)	Frequency(MHz):	5580	Peak	Vertical
------------	---------------	-----------------	------	------	----------



Condition: 3m VERTICAL
 Job No : 0217RG
 Mode : 5580 TX RSE
 : Ant 2 5G WIFI 11N CH116

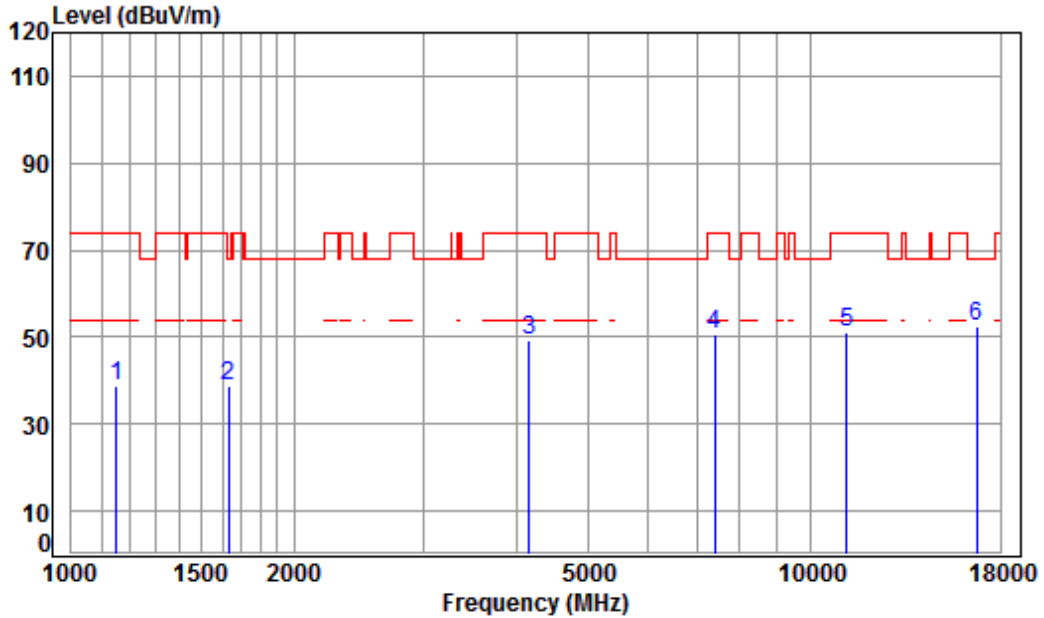
	Freq	Cable Loss	Ant Factor	Preamp Factor	Read Level	Limit Level	Over Line	Limit	Remark
	MHz	dB	dB/m	dB	dBuV	dBuV/m	dBuV/m	dB	
1	1271.123	4.69	24.82	38.70	48.30	39.11	68.20	-29.09	peak
2	1634.543	5.31	26.40	38.70	46.02	39.03	68.20	-29.17	peak
3	4145.664	7.16	33.60	38.12	46.49	49.13	74.00	-24.87	peak
4	7179.527	10.08	36.43	38.22	42.61	50.90	68.20	-17.30	peak
5	11160.000	11.80	37.83	36.45	37.64	50.82	74.00	-23.18	peak
6	pp16740.000	15.57	42.75	38.10	32.74	52.96	68.20	-15.24	peak



SGS-CSTC Standards Technical Services Co., Ltd.
Shenzhen Branch

Report No.: SZEM180100021802
 Page: 180 of 818

Test mode:	802.11n(HT20)	Frequency(MHz):	5580	Peak	Horizontal
------------	---------------	-----------------	------	------	------------

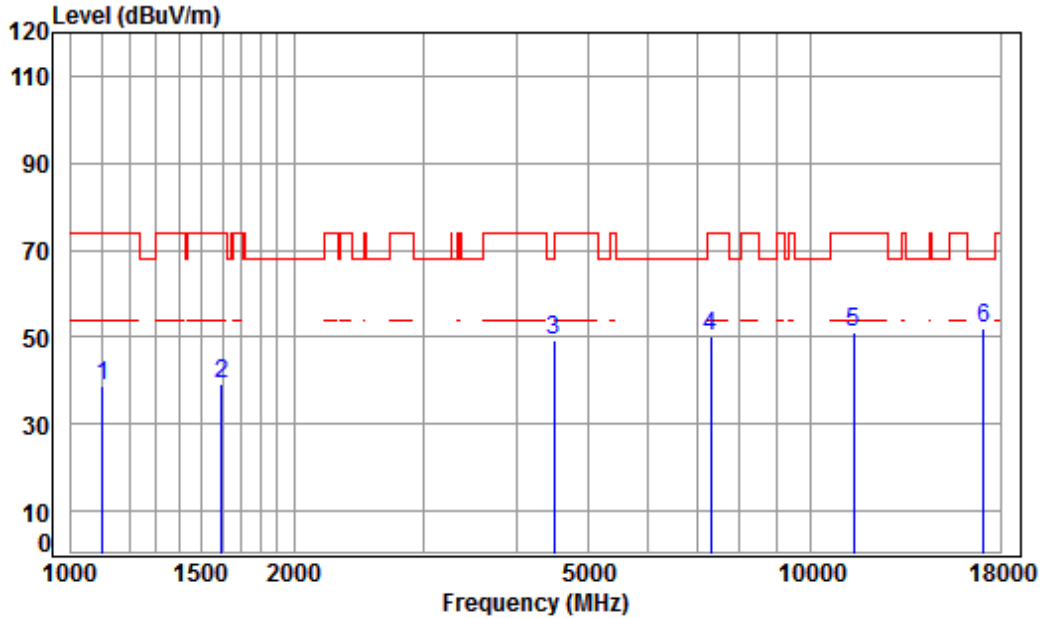


Condition: 3m HORIZONTAL
 Job No : 0217RG
 Mode : 5580 TX RSE
 : Ant 2 5G WIFI 11N CH116

	Freq	Cable Loss	Ant Factor	Preamp Factor	Read Level	Limit Level	Limit Line	Over Limit	Remark
	MHz	dB	dB/m	dB	dBuV	dBuV/m	dBuV/m	dB	
1	1152.148	4.22	24.24	38.70	49.02	38.78	74.00	-35.22	peak
2	1629.825	5.31	26.38	38.70	45.84	38.83	68.20	-29.37	peak
3	4157.664	7.17	33.60	38.12	46.64	49.29	74.00	-24.71	peak
4	7411.461	10.02	36.33	38.24	42.73	50.84	74.00	-23.16	peak
5	11160.000	11.80	37.83	36.45	37.75	50.93	74.00	-23.07	peak
6	pp16740.000	15.57	42.75	38.10	32.27	52.49	68.20	-15.71	peak



Test mode:	802.11n(HT20)	Frequency(MHz):	5700	Peak	Vertical
------------	---------------	-----------------	------	------	----------



Condition: 3m VERTICAL
 Job No : 0217RG
 Mode : 5700 TX RSE
 : Ant 2 5G WIFI 11N CH140

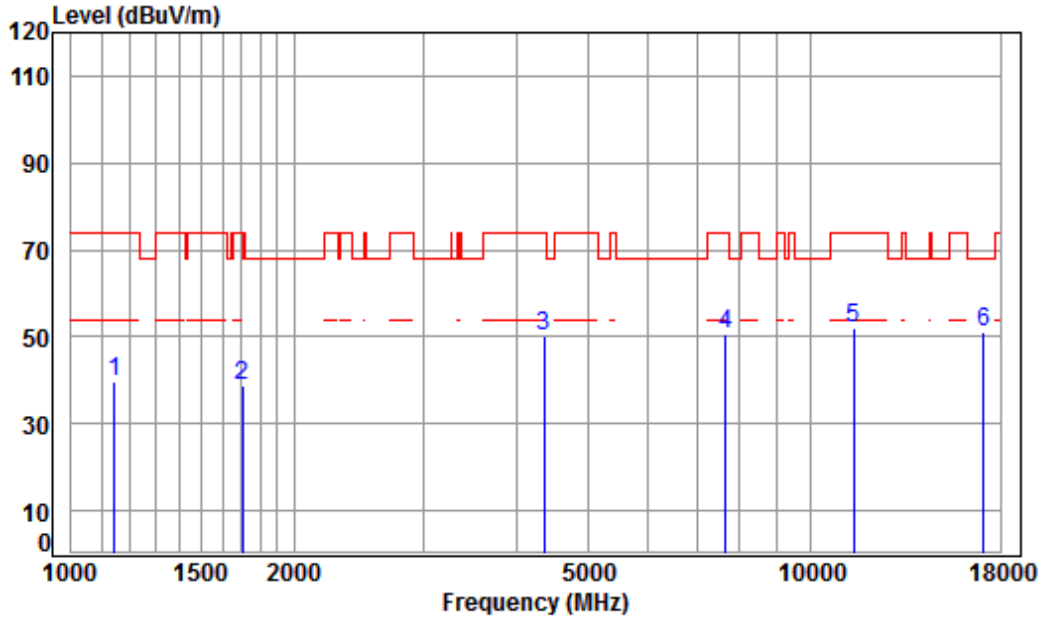
	Freq	Cable Loss	Ant Factor	Preamp Factor	Read Level	Limit Level	Over Line	Over Limit	Remark
	MHz	dB	dB/m	dB	dBuV	dBuV/m	dBuV/m	dB	
1	1103.264	4.02	23.98	38.70	49.67	38.97	74.00	-35.03	peak
2	1597.181	5.35	26.24	38.70	46.52	39.41	74.00	-34.59	peak
3	4495.125	7.55	33.60	38.15	46.06	49.06	68.20	-19.14	peak
4	7305.122	10.05	36.38	38.23	42.11	50.31	74.00	-23.69	peak
5	11400.000	12.04	38.02	36.52	37.45	50.99	74.00	-23.01	peak
6	pp17100.000	16.49	42.92	38.17	30.71	51.95	68.20	-16.25	peak



SGS-CSTC Standards Technical Services Co., Ltd.
Shenzhen Branch

Report No.: SZEM180100021802
 Page: 182 of 818

Test mode:	802.11n(HT20)	Frequency(MHz):	5700	Peak	Horizontal
------------	---------------	-----------------	------	------	------------



Condition: 3m HORIZONTAL
 Job No : 0217RG
 Mode : 5700 TX RSE
 : Ant 2 5G WIFI 11N CH140

	Freq	Cable Loss	Ant Factor	Preamp Factor	Read Level	Limit Level	Over Line	Over Limit	Remark
	MHz	dB	dB/m	dB	dBuV	dBuV/m	dBuV/m	dB	
1	1145.507	4.20	24.20	38.70	50.02	39.72	74.00	-34.28	peak
2	1702.042	5.23	26.68	38.70	45.49	38.70	74.00	-35.30	peak
3	4354.454	7.40	33.60	38.14	47.26	50.12	74.00	-23.88	peak
4	7650.888	9.98	36.39	38.27	42.62	50.72	74.00	-23.28	peak
5	11400.000	12.04	38.02	36.52	38.57	52.11	74.00	-21.89	peak
6	pp17100.000	16.49	42.92	38.17	29.95	51.19	68.20	-17.01	peak

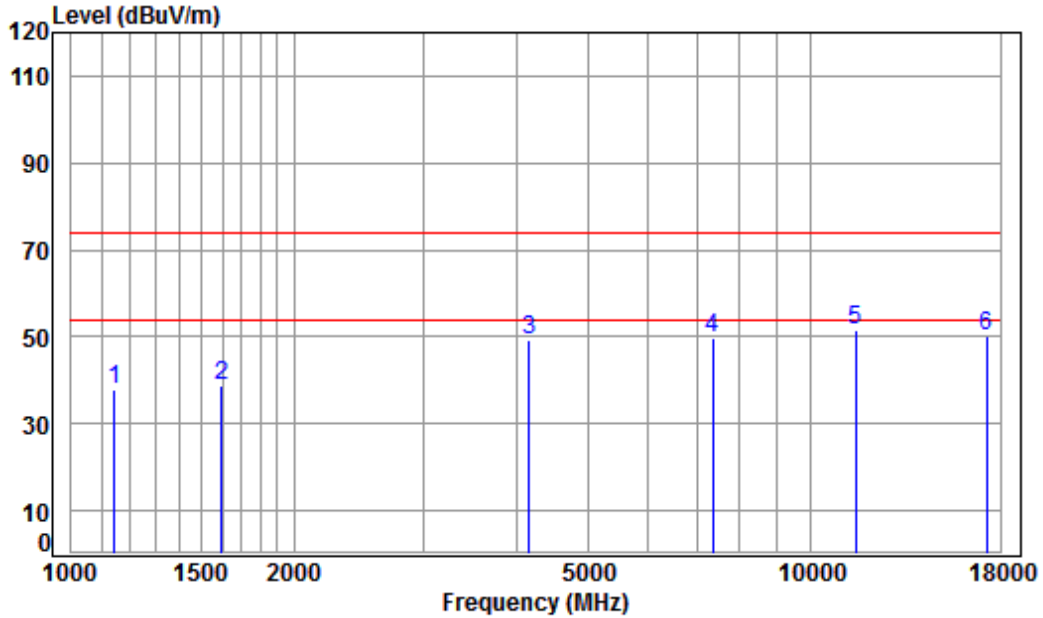


SGS-CSTC Standards Technical Services Co., Ltd.
Shenzhen Branch

Report No.: SZEM180100021802

Page: 183 of 818

Test mode:	802.11n(HT20)	Frequency(MHz):	5745	Peak	Vertical
------------	---------------	-----------------	------	------	----------



Condition: 3m VERTICAL

Job No : 0217RG

Mode : 5745 TX RSE

: Ant 2 5G WIFI 11N CH149

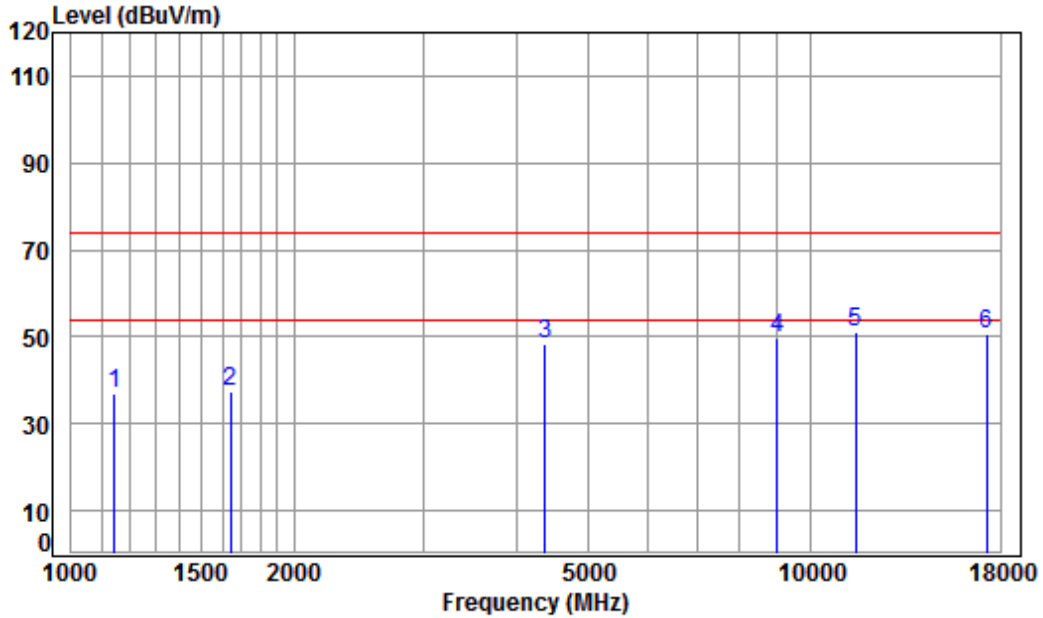
	Freq	Cable Loss	Ant Factor	Preamp Factor	Read Level	Limit Level	Over Limit	Remark
	MHz	dB	dB/m	dB	dBuV	dBuV/m	dBuV/m	dB
1	1145.507	4.20	24.20	38.70	48.01	37.71	74.00	-36.29 peak
2	1597.181	5.35	26.24	38.70	45.97	38.86	74.00	-35.14 peak
3	4157.664	7.17	33.60	38.12	46.74	49.39	74.00	-24.61 peak
4	7368.741	10.03	36.35	38.24	41.68	49.82	74.00	-24.18 peak
5	pp11490.000	12.13	38.09	36.55	37.69	51.36	74.00	-22.64 peak
6	17235.000	16.18	43.08	38.13	28.85	49.98	74.00	-24.02 peak



SGS-CSTC Standards Technical Services Co., Ltd.
Shenzhen Branch

Report No.: SZEM180100021802
 Page: 184 of 818

Test mode:	802.11n(HT20)	Frequency(MHz):	5745	Peak	Horizontal
------------	---------------	-----------------	------	------	------------



Condition: 3m HORIZONTAL

Job No : 0217RG

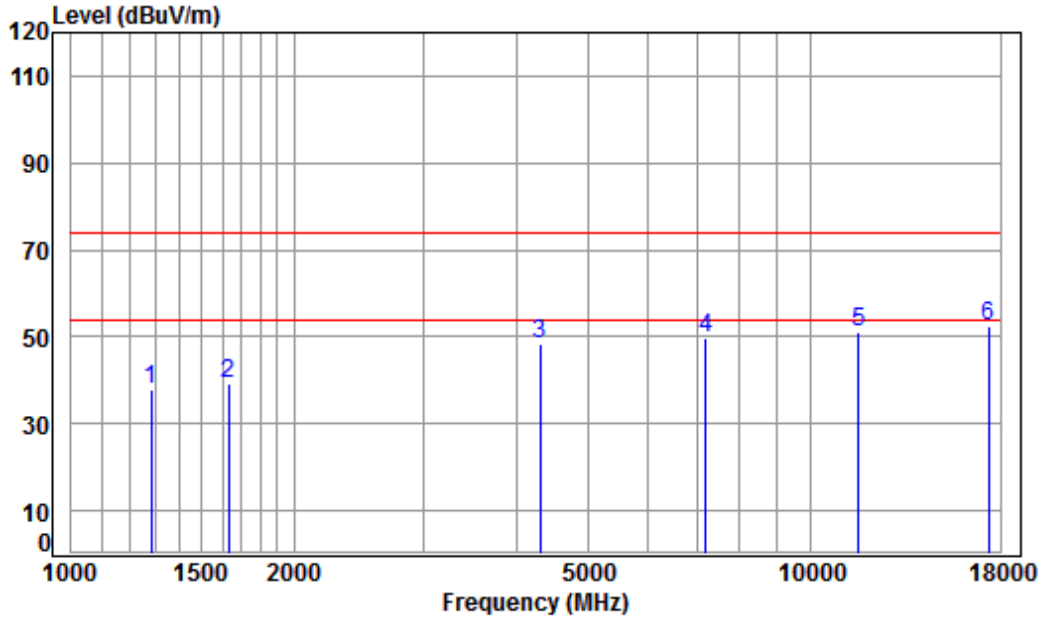
Mode : 5745 TX RSE

: Ant 2 5G WIFI 11N CH149

	Freq	Cable Loss	Ant Factor	Preamp Factor	Read Level	Limit Level	Over Line	Over Limit	Remark
	MHz	dB	dB/m	dB	dBuV	dBuV/m	dBuV/m	dB	
1	1145.507	4.20	24.20	38.70	47.36	37.06	74.00	-36.94	peak
2	1644.019	5.30	26.44	38.70	44.28	37.32	74.00	-36.68	peak
3	4367.058	7.41	33.60	38.14	45.58	48.45	74.00	-25.55	peak
4	8995.123	10.40	36.59	38.20	41.13	49.92	74.00	-24.08	peak
5	pp11490.000	12.13	38.09	36.55	37.42	51.09	74.00	-22.91	peak
6	17235.000	16.18	43.08	38.13	29.45	50.58	74.00	-23.42	peak



Test mode:	802.11n(HT20)	Frequency(MHz):	5785	Peak	Vertical
------------	---------------	-----------------	------	------	----------



Condition: 3m VERTICAL

Job No : 0217RG

Mode : 5785 TX RSE

: Ant 2 5G WIFI 11N CH157

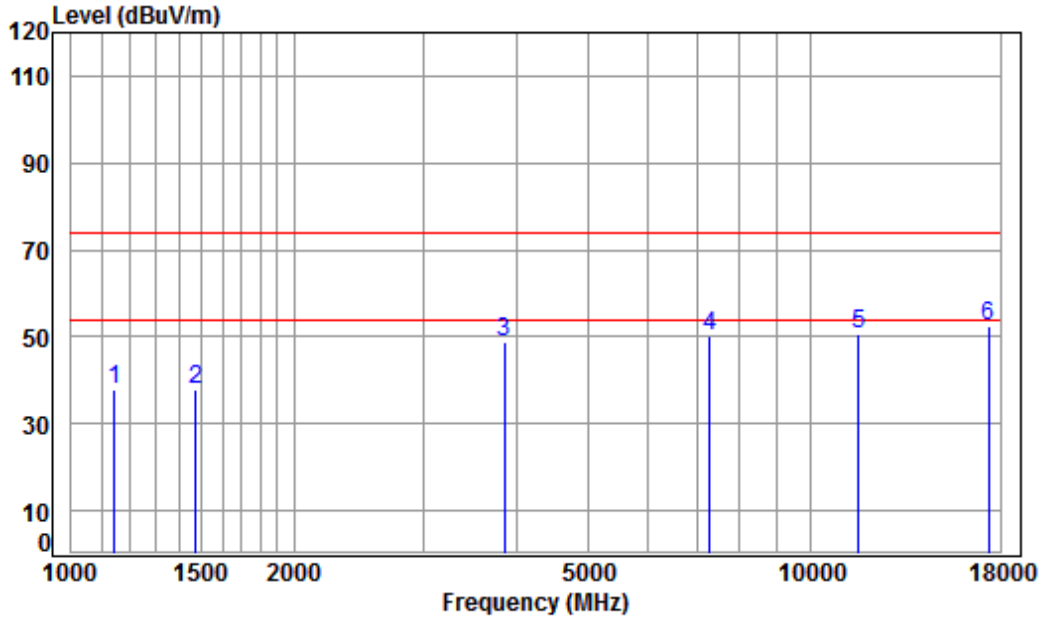
	Freq	Cable Loss	Ant Factor	Preamp Factor	Read Level	Level	Limit Line	Over Limit	Remark
	MHz	dB	dB/m	dB	dBuV	dBuV/m	dBuV/m	dB	
1	1282.193	4.73	24.87	38.70	46.90	37.80	74.00	-36.20	peak
2	1634.543	5.31	26.40	38.70	46.06	39.07	74.00	-34.93	peak
3	4304.400	7.34	33.60	38.13	45.39	48.20	74.00	-25.80	peak
4	7200.309	10.08	36.42	38.22	41.67	49.95	74.00	-24.05	peak
5	11570.000	12.17	38.17	36.57	37.51	51.28	74.00	-22.72	peak
6	pp17355.000	15.92	43.23	38.09	31.33	52.39	74.00	-21.61	peak



SGS-CSTC Standards Technical Services Co., Ltd.
Shenzhen Branch

Report No.: SZEM180100021802
 Page: 186 of 818

Test mode:	802.11n(HT20)	Frequency(MHz):	5785	Peak	Horizontal
------------	---------------	-----------------	------	------	------------



Condition: 3m HORIZONTAL

Job No : 0217RG

Mode : 5785 TX RSE

: Ant 2 5G WIFI 11N CH157

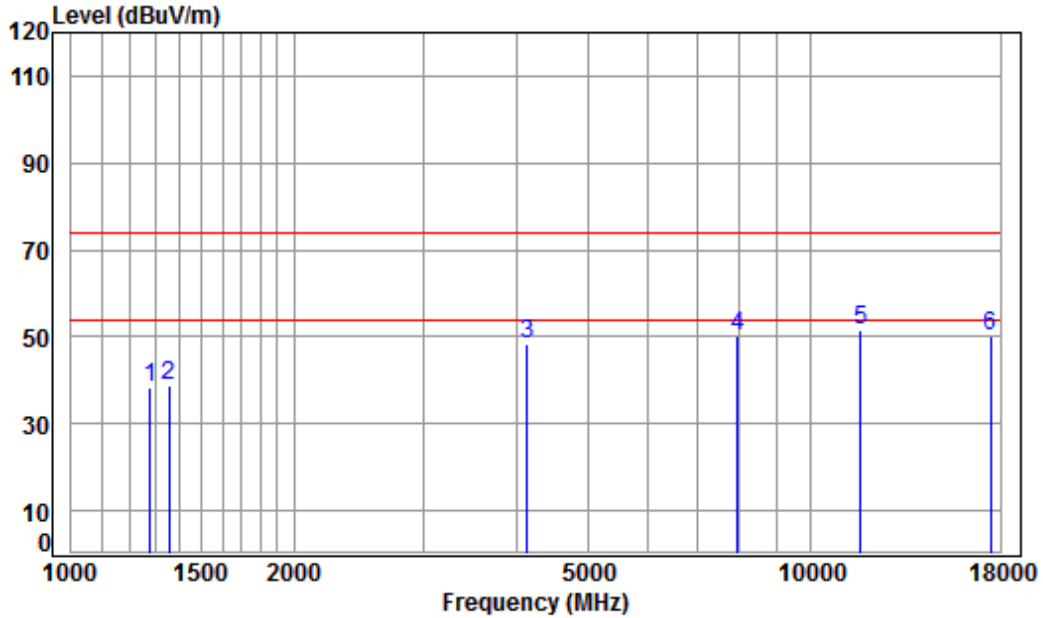
	Freq	Cable Loss	Ant Factor	Preamp Factor	Read Level	Limit Level	Over Limit	Remark
	MHz	dB	dB/m	dB	dBuV	dBuV/m	dBuV/m	dB
1	1145.507	4.20	24.20	38.70	48.35	38.05	74.00	-35.95 peak
2	1473.013	5.39	25.69	38.70	45.46	37.84	74.00	-36.16 peak
3	3845.537	6.83	33.19	38.06	46.89	48.85	74.00	-25.15 peak
4	7284.038	10.06	36.38	38.23	41.90	50.11	74.00	-23.89 peak
5	11570.000	12.17	38.17	36.57	36.79	50.56	74.00	-23.44 peak
6	pp17355.000	15.92	43.23	38.09	31.33	52.39	74.00	-21.61 peak



SGS-CSTC Standards Technical Services Co., Ltd.
Shenzhen Branch

Report No.: SZEM180100021802
 Page: 187 of 818

Test mode:	802.11n(HT20)	Frequency(MHz):	5825	Peak	Vertical
------------	---------------	-----------------	------	------	----------



Condition: 3m VERTICAL

Job No : 0217RG

Mode : 5825 TX RSE

: Ant 2 5G WIFI 11N CH165

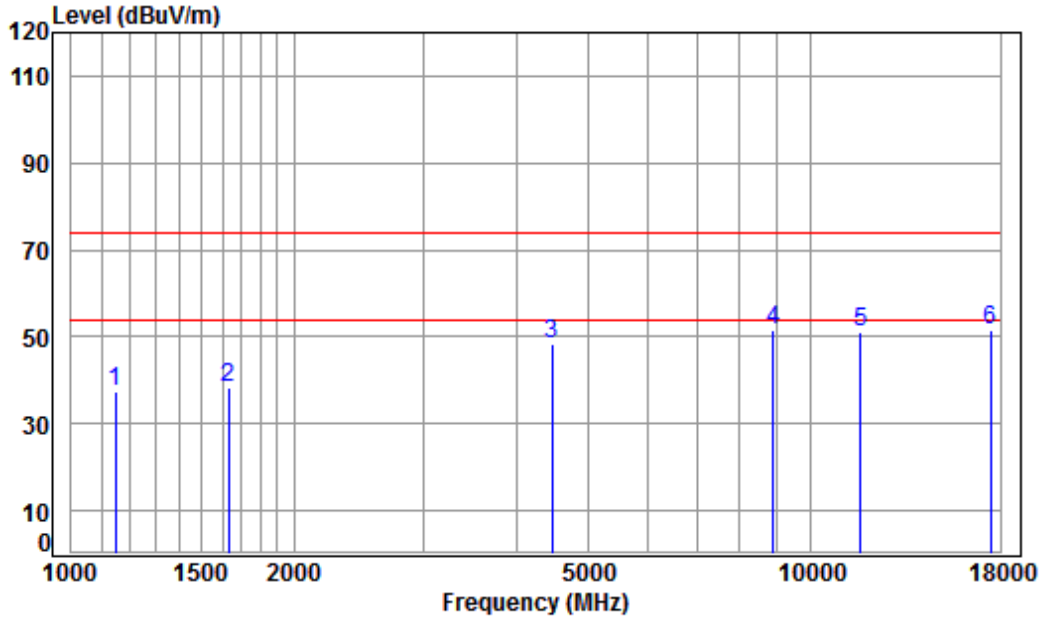
	Freq	Cable Loss	Ant Factor	Preamp Factor	Read Level	Limit Level	Limit Line	Over Limit	Remark
	MHz	dB	dB/m	dB	dBuV	dBuV/m	dBuV/m	dB	
1	1278.492	4.72	24.85	38.70	47.67	38.54	74.00	-35.46	peak
2	1354.577	4.99	25.20	38.70	47.30	38.79	74.00	-35.21	peak
3	4133.699	7.14	33.60	38.11	45.81	48.44	74.00	-25.56	peak
4	7943.838	9.96	36.57	38.29	42.12	50.36	74.00	-23.64	peak
5	pp11650.000	12.20	38.25	36.60	37.67	51.52	74.00	-22.48	peak
6	17475.000	15.65	43.37	38.06	29.32	50.28	74.00	-23.72	peak



SGS-CSTC Standards Technical Services Co., Ltd.
Shenzhen Branch

Report No.: SZEM180100021802
 Page: 188 of 818

Test mode:	802.11n(HT20)	Frequency(MHz):	5825	Peak	Horizontal
------------	---------------	-----------------	------	------	------------



Condition: 3m HORIZONTAL

Job No : 0217RG

Mode : 5825 TX RSE

: Ant 2 5G WIFI 11N CH165

	Freq	Cable Loss	Ant Factor	Preamp Factor	Read Level	Limit Level	Over Line	Over Limit	Remark
	MHz	dB	dB/m	dB	dBuV	dBuV/m	dBuV/m	dB	
1	1148.823	4.21	24.22	38.70	47.74	37.47	74.00	-36.53	peak
2	1634.543	5.31	26.40	38.70	45.18	38.19	74.00	-35.81	peak
3	4469.214	7.53	33.60	38.15	45.38	48.36	74.00	-25.64	peak
4	8891.725	10.37	36.47	38.21	42.73	51.36	74.00	-22.64	peak
5	11650.000	12.20	38.25	36.60	37.30	51.15	74.00	-22.85	peak
6	pp17475.000	15.65	43.37	38.06	30.65	51.61	74.00	-22.39	peak

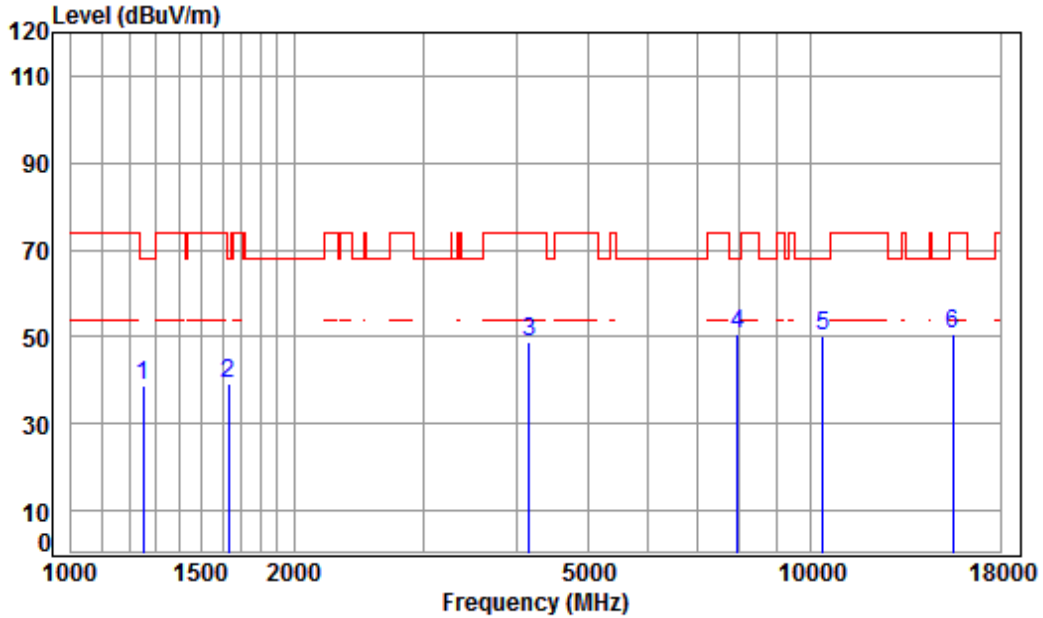


SGS-CSTC Standards Technical Services Co., Ltd.
Shenzhen Branch

Report No.: SZEM180100021802

Page: 189 of 818

Test mode:	802.11ac(HT20)	Frequency(MHz):	5180	Peak	Vertical
------------	----------------	-----------------	------	------	----------



Condition: 3m VERTICAL

Job No : 0217RG

Mode : 5180 TX RSE

: Ant 2 5G WIFI 11AC CH36

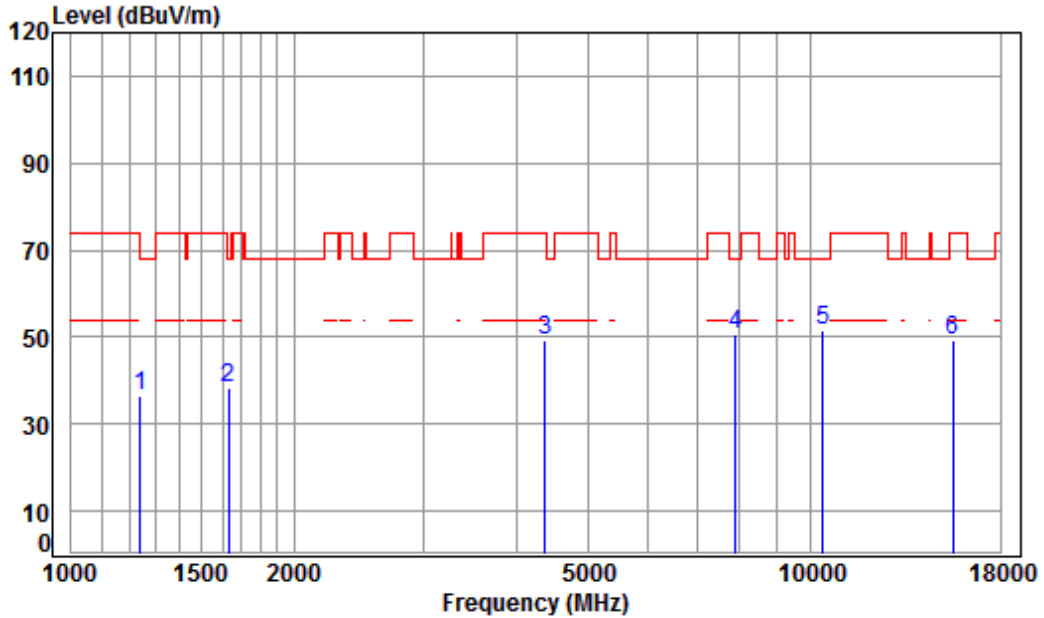
	Freq	Cable Loss	Ant Factor	Preamp Factor	Read Level	Limit Level	Over Line	Limit	Over Remark
	MHz	dB	dB/m	dB	dBuV	dBuV/m	dBuV/m	dB	
1	1252.885	4.62	24.73	38.70	48.14	38.79	68.20	-29.41	peak
2	1629.825	5.31	26.38	38.70	46.28	39.27	68.20	-28.93	peak
3	4157.664	7.17	33.60	38.12	46.33	48.98	74.00	-25.02	peak
4 pp	7943.838	9.96	36.57	38.29	42.54	50.78	68.20	-17.42	peak
5	10360.000	11.19	37.24	36.34	38.30	50.39	68.20	-17.81	peak
6	15540.000	14.30	41.38	38.12	32.98	50.54	74.00	-23.46	peak



SGS-CSTC Standards Technical Services Co., Ltd. Shenzhen Branch

Report No.: SZEM180100021802
Page: 190 of 818

Test mode:	802.11ac(HT20)	Frequency(MHz):	5180	Peak	Horizontal
------------	----------------	-----------------	------	------	------------



Condition: 3m HORIZONTAL
 Job No : 0217RG
 Mode : 5180 TX RSE
 : Ant 2 5G WIFI 11AC CH36

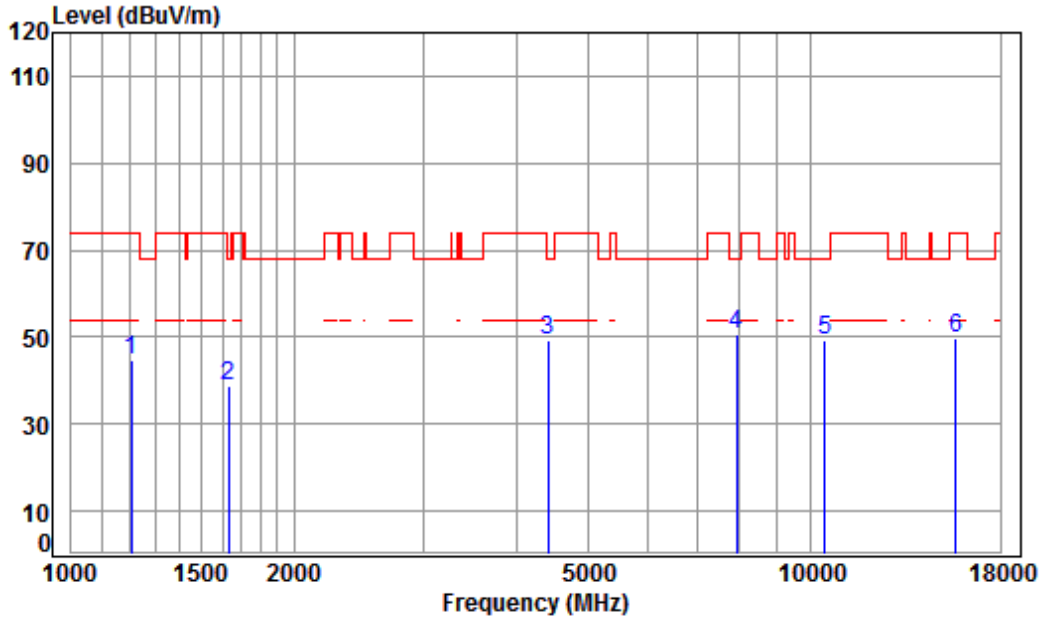
	Freq	Cable Loss	Ant Factor	Preamp Factor	Read Level	Limit Level	Limit Line	Over Limit	Remark
	MHz	dB	dB/m	dB	dBuV	dBuV/m	dBuV/m	dB	
1	1238.483	4.57	24.67	38.70	46.06	36.60	74.00	-37.40	peak
2	1629.825	5.31	26.38	38.70	45.39	38.38	68.20	-29.82	peak
3	4367.058	7.41	33.60	38.14	46.24	49.11	74.00	-24.89	peak
4	7898.049	9.96	36.54	38.29	42.23	50.44	68.20	-17.76	peak
5	pp10360.000	11.19	37.24	36.34	39.47	51.56	68.20	-16.64	peak
6	15540.000	14.30	41.38	38.12	31.65	49.21	74.00	-24.79	peak



SGS-CSTC Standards Technical Services Co., Ltd.
Shenzhen Branch

Report No.: SZEM180100021802
 Page: 191 of 818

Test mode:	802.11ac(HT20)	Frequency(MHz):	5220	Peak	Vertical
------------	----------------	-----------------	------	------	----------



Condition: 3m VERTICAL
 Job No : 0217RG
 Mode : 5220 TX RSE
 : Ant 2 5G WIFI 11AC CH44

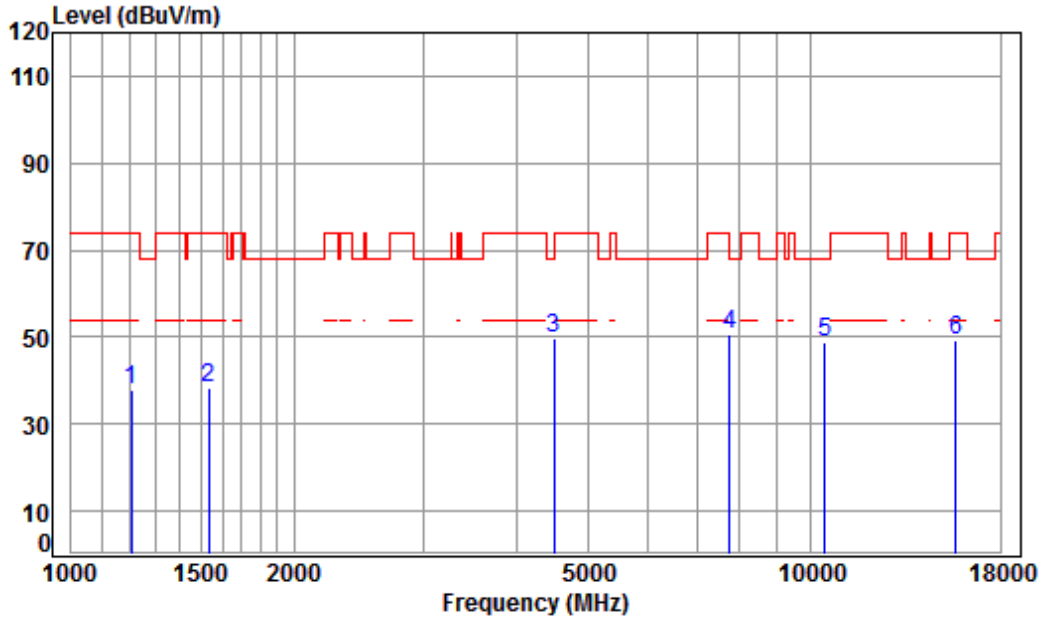
	Freq	Cable Loss	Ant Factor	Preamp Factor	Read Level	Limit Level	Limit Line	Over Limit	Remark
	MHz	dB	dB/m	dB	dBuV	dBuV/m	dBuV/m	dB	
1	1206.682	4.44	24.51	38.70	54.44	44.69	74.00	-29.31	peak
2	1629.825	5.31	26.38	38.70	45.70	38.69	68.20	-29.51	peak
3	4405.090	7.46	33.60	38.14	46.55	49.47	68.20	-18.73	peak
4	7920.911	9.96	36.55	38.29	42.28	50.50	68.20	-17.70	peak
5	10440.000	11.25	37.16	36.35	37.17	49.23	68.20	-18.97	peak
6	15660.000	14.48	41.34	38.03	31.84	49.63	74.00	-24.37	peak



SGS-CSTC Standards Technical Services Co., Ltd.
Shenzhen Branch

Report No.: SZEM180100021802
 Page: 192 of 818

Test mode:	802.11ac(HT20)	Frequency(MHz):	5220	Peak	Horizontal
------------	----------------	-----------------	------	------	------------



Condition: 3m HORIZONTAL
 Job No : 0217RG
 Mode : 5220 TX RSE
 : Ant 2 5G WIFI 11AC CH44

	Freq	Cable Loss	Ant Factor	Preamp Factor	Read Level	Limit Level	Limit Line	Over Limit	Remark
	MHz	dB	dB/m	dB	dBuV	dBuV/m	dBuV/m	dB	
1	1206.682	4.44	24.51	38.70	47.75	38.00	74.00	-36.00	peak
2	1533.841	5.44	25.96	38.70	45.54	38.24	74.00	-35.76	peak
3	4495.125	7.55	33.60	38.15	46.62	49.62	68.20	-18.58	peak
4	pp 7762.260	9.97	36.46	38.28	42.30	50.45	68.20	-17.75	peak
5	10440.000	11.25	37.16	36.35	36.95	49.01	68.20	-19.19	peak
6	15660.000	14.48	41.34	38.03	31.47	49.26	74.00	-24.74	peak

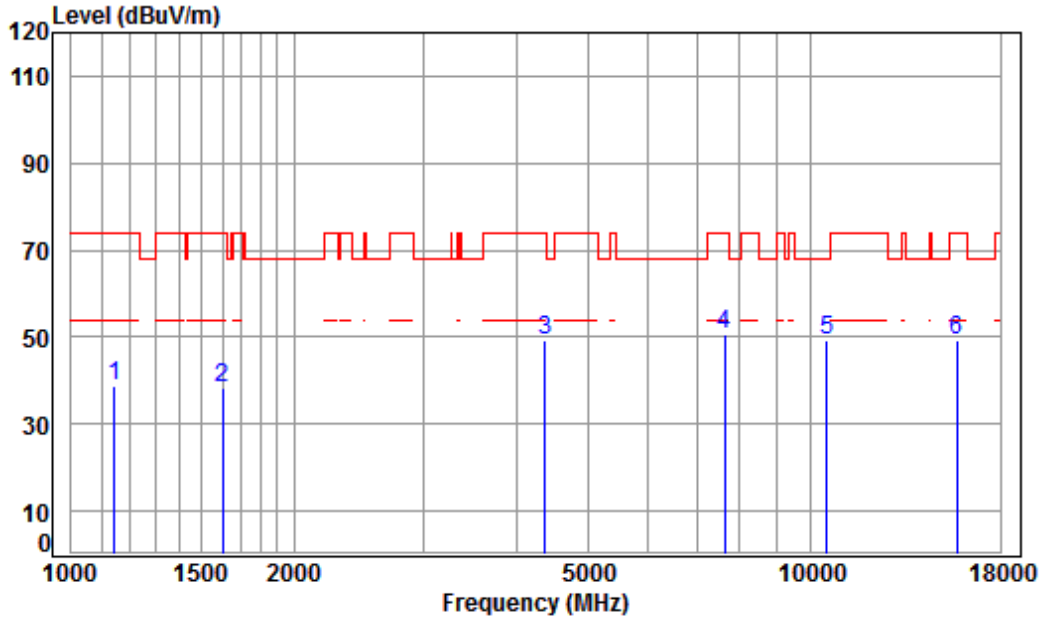


SGS-CSTC Standards Technical Services Co., Ltd. Shenzhen Branch

Report No.: SZEM180100021802

Page: 193 of 818

Test mode:	802.11ac(HT20)	Frequency(MHz):	5240	Peak	Vertical
------------	----------------	-----------------	------	------	----------



Condition: 3m VERTICAL

Job No : 0217RG

Mode : 5240 TX RSE

: Ant 2 5G WIFI 11AC CH48

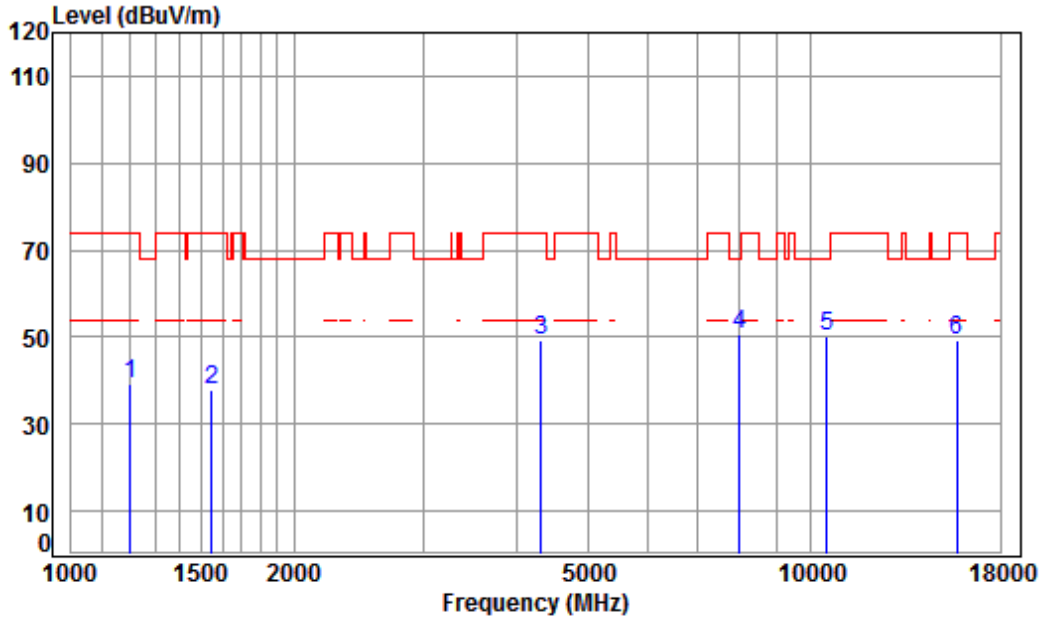
	Freq	Cable Loss	Ant Factor	Preamp Factor	Read Level	Limit Level	Over Line	Over Limit	Remark
	MHz	dB	dB/m	dB	dBuV	dBuV/m	dBuV/m	dB	
1	1145.507	4.20	24.20	38.70	49.05	38.75	74.00	-35.25	peak
2	1601.804	5.35	26.26	38.70	45.64	38.55	74.00	-35.45	peak
3	4367.058	7.41	33.60	38.14	46.38	49.25	74.00	-24.75	peak
4	7628.806	9.99	36.38	38.26	42.31	50.42	74.00	-23.58	peak
5	pp10480.000	11.28	37.12	36.35	37.24	49.29	68.20	-18.91	peak
6	15720.000	14.57	41.31	37.99	31.52	49.41	74.00	-24.59	peak



SGS-CSTC Standards Technical Services Co., Ltd.
Shenzhen Branch

Report No.: SZEM180100021802
 Page: 194 of 818

Test mode:	802.11ac(HT20)	Frequency(MHz):	5240	Peak	Horizontal
------------	----------------	-----------------	------	------	------------



Condition: 3m HORIZONTAL
 Job No : 0217RG
 Mode : 5240 TX RSE
 : Ant 2 5G WIFI 11AC CH48

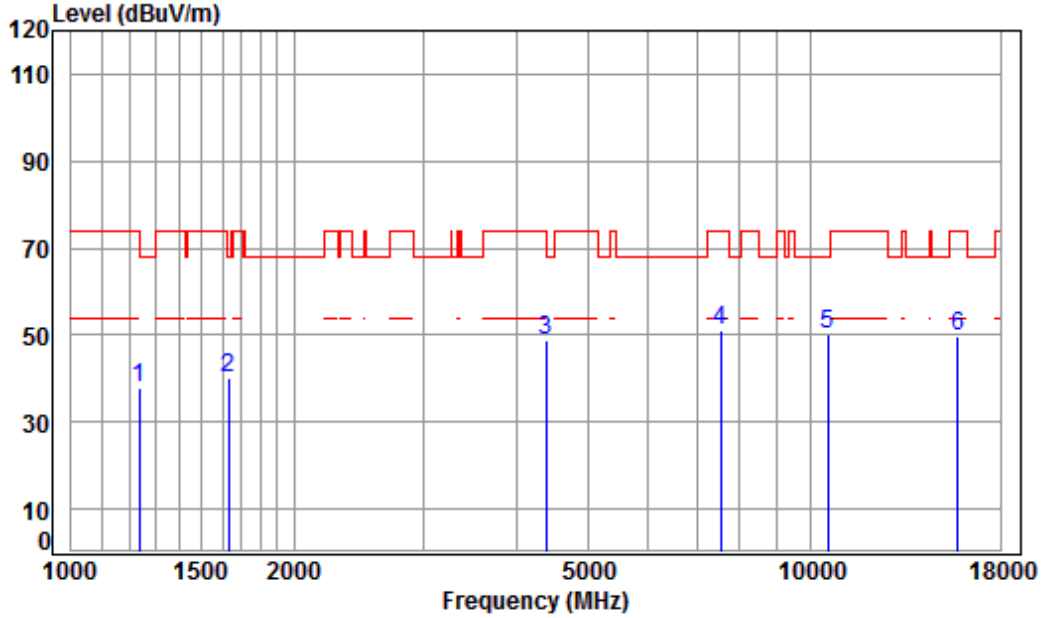
	Freq	Cable Loss	Ant Factor	Preamp Factor	Read Level	Limit Level	Limit Line	Over Limit	Remark
	MHz	dB	dB/m	dB	dBuV	dBuV/m	dBuV/m	dB	
1	1203.199	4.43	24.49	38.70	48.98	39.20	74.00	-34.80	peak
2	1547.199	5.42	26.02	38.70	45.24	37.98	74.00	-36.02	peak
3	4316.859	7.36	33.60	38.13	46.40	49.23	74.00	-24.77	peak
4	pp 7989.893	9.95	36.59	38.30	42.62	50.86	68.20	-17.34	peak
5	10480.000	11.28	37.12	36.35	37.97	50.02	68.20	-18.18	peak
6	15720.000	14.57	41.31	37.99	31.37	49.26	74.00	-24.74	peak



SGS-CSTC Standards Technical Services Co., Ltd.
Shenzhen Branch

Report No.: SZEM180100021802
 Page: 195 of 818

Test mode:	802.11ac(HT20)	Frequency(MHz):	5260	Peak	Vertical
------------	----------------	-----------------	------	------	----------



Condition: 3m VERTICAL

Job No : 0217RG

Mode : 5260 TX RSE

: Ant 2 5G WIFI 11AC CH52

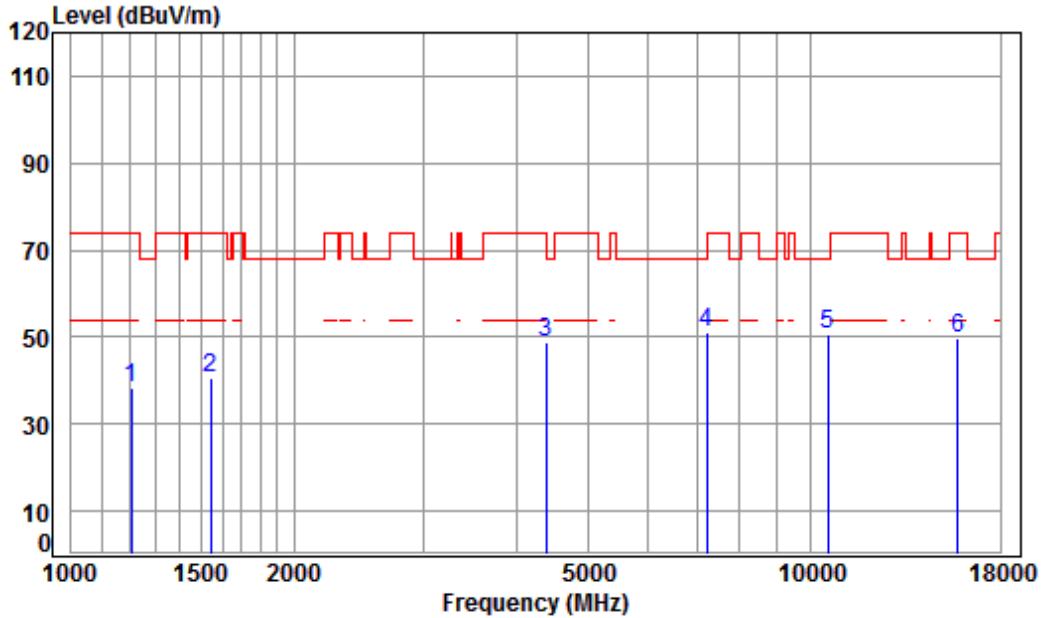
	Freq	Cable Loss	Ant Factor	Preamp Factor	Read Level	Limit Level	Limit Line	Over Limit	Remark
	MHz	dB	dB/m	dB	dBuV	dBuV/m	dBuV/m	dB	
1	1234.909	4.55	24.65	38.70	47.31	37.81	74.00	-36.19	peak
2	1629.825	5.31	26.38	38.70	46.98	39.97	68.20	-28.23	peak
3	4379.699	7.43	33.60	38.14	46.07	48.96	74.00	-25.04	peak
4	7541.114	10.00	36.33	38.26	43.13	51.20	74.00	-22.80	peak
5	pp10520.000	11.30	37.12	36.35	38.23	50.30	68.20	-17.90	peak
6	15780.000	14.66	41.29	37.95	31.88	49.88	74.00	-24.12	peak



SGS-CSTC Standards Technical Services Co., Ltd.
Shenzhen Branch

Report No.: SZEM180100021802
 Page: 196 of 818

Test mode:	802.11ac(HT20)	Frequency(MHz):	5260	Peak	Horizontal
------------	----------------	-----------------	------	------	------------



Condition: 3m HORIZONTAL
 Job No : 0217RG
 Mode : 5260 TX RSE
 : Ant 2 5G WIFI 11AC CH52

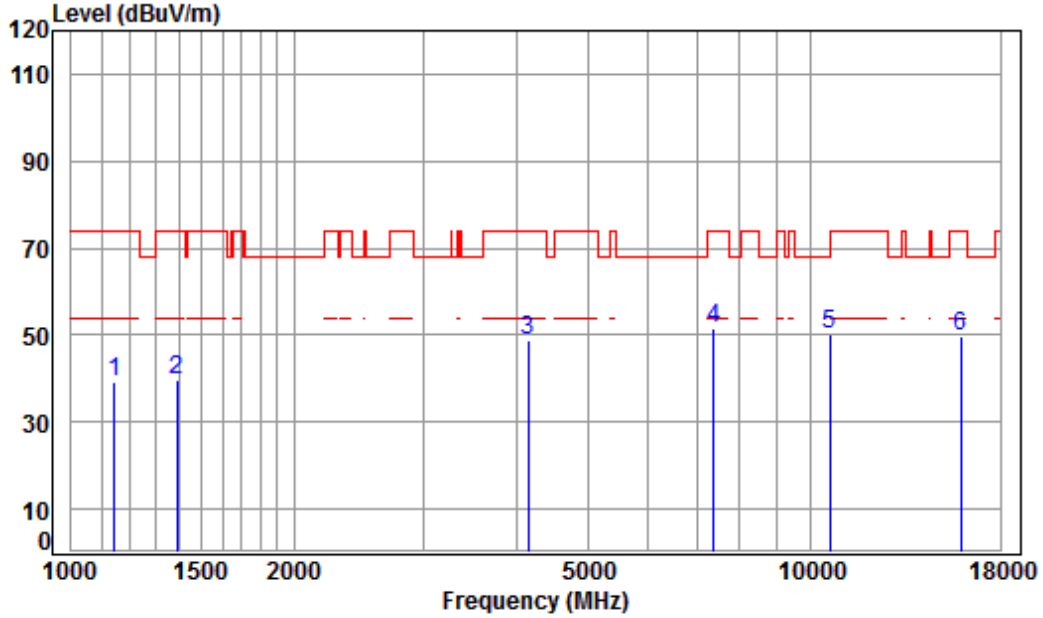
	Freq	Cable Loss	Ant Factor	Preamp Factor	Read Level	Limit Level	Limit Line	Over Limit	Remark
	MHz	dB	dB/m	dB	dBuV	dBuV/m	dBuV/m	dB	
1	1206.682	4.44	24.51	38.70	48.11	38.36	74.00	-35.64	peak
2	1542.733	5.42	26.00	38.70	47.77	40.49	74.00	-33.51	peak
3	4379.699	7.43	33.60	38.14	45.89	48.78	74.00	-25.22	peak
4	pp 7221.150	10.07	36.41	38.22	42.88	51.14	68.20	-17.06	peak
5	10520.000	11.30	37.12	36.35	38.36	50.43	68.20	-17.77	peak
6	15780.000	14.66	41.29	37.95	31.89	49.89	74.00	-24.11	peak



SGS-CSTC Standards Technical Services Co., Ltd.
Shenzhen Branch

Report No.: SZEM180100021802
 Page: 197 of 818

Test mode:	802.11ac(HT20)	Frequency(MHz):	5300	Peak	Vertical
------------	----------------	-----------------	------	------	----------



Condition: 3m VERTICAL
 Job No : 0217RG
 Mode : 5300 TX RSE
 : Ant 2 5G WIFI 11AC CH60

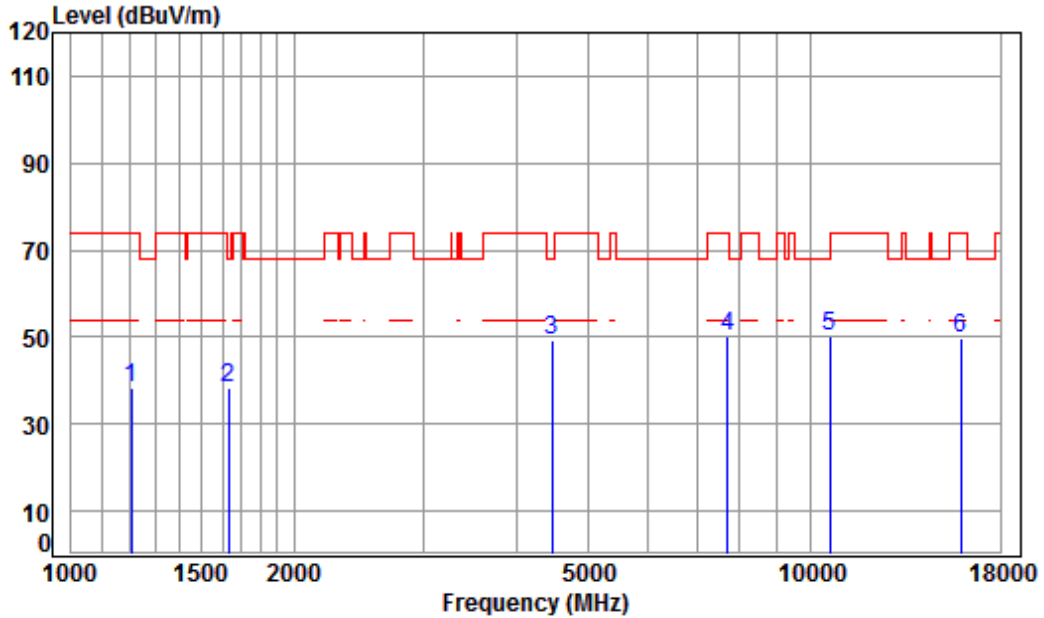
	Freq	Cable Loss	Ant Factor	Preamp Factor	Read Level	Limit Level	Limit Line	Over Limit	Remark
	MHz	dB	dB/m	dB	dBuV	dBuV/m	dBuV/m	dB	
1	1145.507	4.20	24.20	38.70	49.72	39.42	74.00	-34.58	peak
2	1390.276	5.12	25.35	38.70	48.07	39.84	74.00	-34.16	peak
3	4145.664	7.16	33.60	38.12	46.18	48.82	74.00	-25.18	peak
4	7390.070	10.03	36.34	38.24	43.22	51.35	74.00	-22.65	peak
5	pp10600.000	11.36	37.22	36.36	38.17	50.39	68.20	-17.81	peak
6	15900.000	14.84	41.24	37.87	31.65	49.86	74.00	-24.14	peak



SGS-CSTC Standards Technical Services Co., Ltd. Shenzhen Branch

Report No.: SZEM180100021802
Page: 198 of 818

Test mode:	802.11ac(HT20)	Frequency(MHz):	5300	Peak	Horizontal
------------	----------------	-----------------	------	------	------------



Condition: 3m HORIZONTAL
 Job No : 0217RG
 Mode : 5300 TX RSE
 : Ant 2 5G WIFI 11AC CH60

	Freq	Cable Loss	Ant Factor	Preamp Factor	Read Level	Limit Level	Limit Line	Over Limit	Remark
	MHz	dB	dB/m	dB	dBuV	dBuV/m	dBuV/m	dB	
1	1206.682	4.44	24.51	38.70	48.12	38.37	74.00	-35.63	peak
2	1629.825	5.31	26.38	38.70	45.42	38.41	68.20	-29.79	peak
3	4469.214	7.53	33.60	38.15	46.41	49.39	68.20	-18.81	peak
4	7717.518	9.98	36.43	38.27	41.91	50.05	74.00	-23.95	peak
5	pp10600.000	11.36	37.22	36.36	38.18	50.40	68.20	-17.80	peak
6	15900.000	14.84	41.24	37.87	31.32	49.53	74.00	-24.47	peak

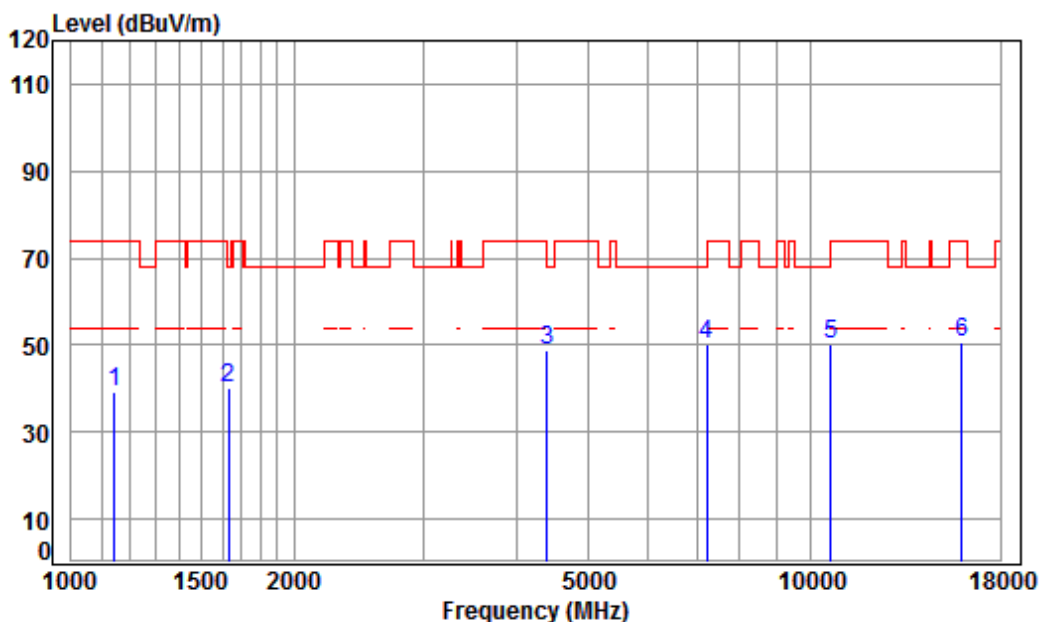


SGS-CSTC Standards Technical Services Co., Ltd. Shenzhen Branch

Report No.: SZEM180100021802

Page: 199 of 818

Test mode:	802.11ac(HT20)	Frequency(MHz):	5320	Peak	Vertical
------------	----------------	-----------------	------	------	----------



Condition: 3m VERTICAL
 Job No : 0217RG
 Mode : 5320 TX RSE
 : Ant 2 5G WIFI 11AC CH64

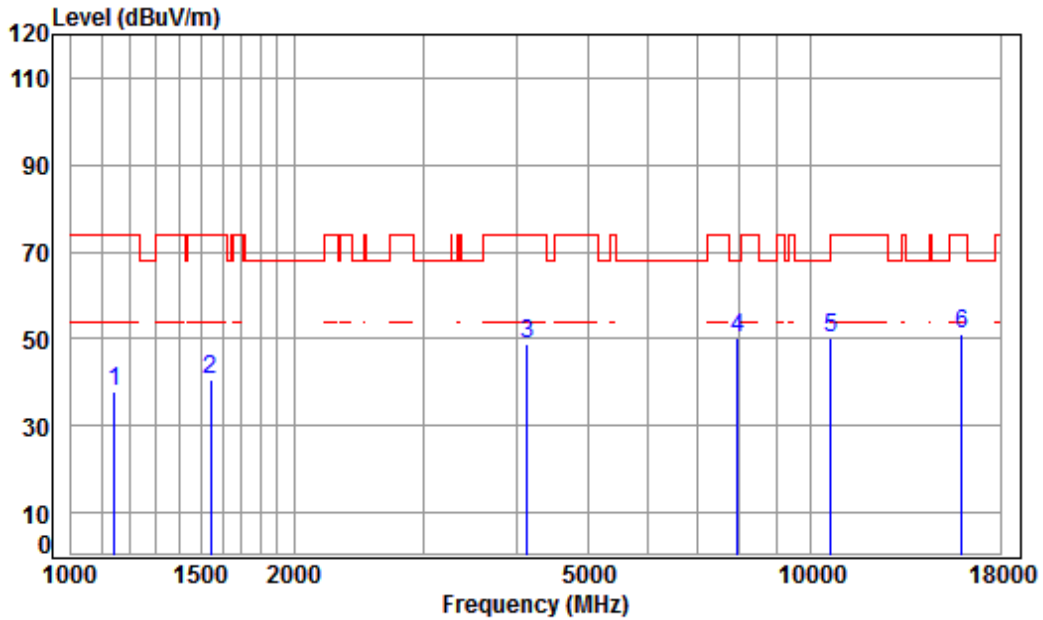
	Cable	Ant	Preamp	Read	Limit	Over		
Freq	Loss	Factor	Factor	Level	Level	Line	Limit	Remark
MHz	dB	dB/m	dB	dBuV	dBuV/m	dBuV/m	dB	
1	4.20	24.20	38.70	49.32	39.02	74.00	-34.98	peak
2	5.31	26.38	38.70	47.13	40.12	68.20	-28.08	peak
3	7.44	33.60	38.14	45.91	48.81	74.00	-25.19	peak
4 pp	10.07	36.41	38.22	42.04	50.30	68.20	-17.90	peak
5	11.39	37.27	36.37	37.95	50.24	74.00	-23.76	peak
6	14.93	41.22	37.83	32.40	50.72	74.00	-23.28	peak



SGS-CSTC Standards Technical Services Co., Ltd.
Shenzhen Branch

Report No.: SZEM180100021802
 Page: 200 of 818

Test mode:	802.11ac(HT20)	Frequency(MHz):	5320	Peak	Horizontal
------------	----------------	-----------------	------	------	------------



Condition: 3m HORIZONTAL
 Job No : 0217RG
 Mode : 5320 TX RSE
 : Ant 2 5G WIFI 11AC CH64

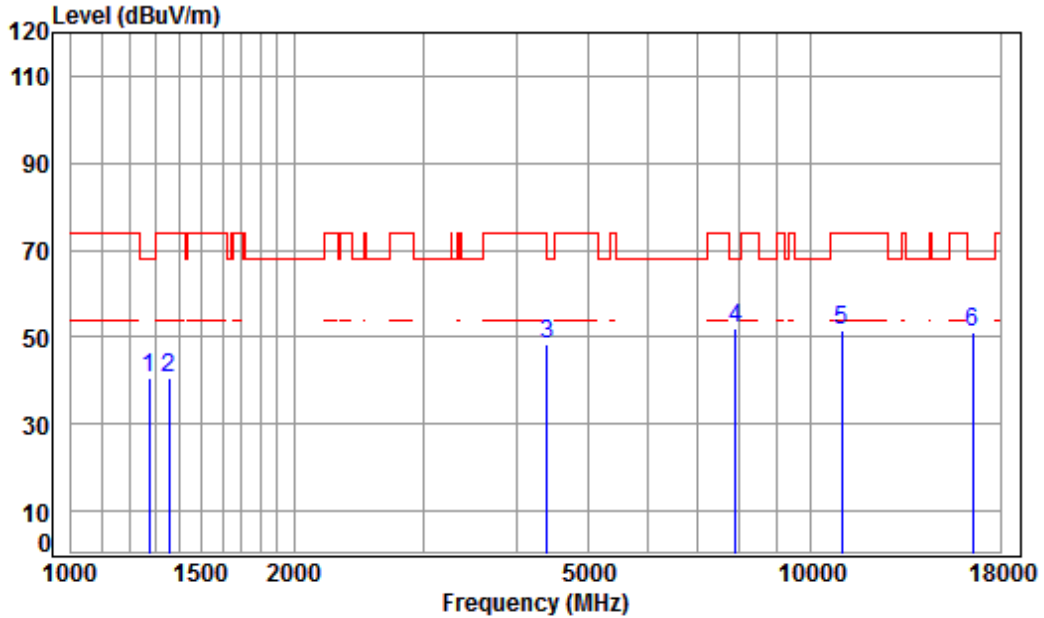
	Freq	Cable Loss	Ant Factor	Preamp Factor	Read Level	Limit Level	Over Line	Over Limit	Remark
	MHz	dB	dB/m	dB	dBuV	dBuV/m	dBuV/m	dB	
1	1145.507	4.20	24.20	38.70	48.17	37.87	74.00	-36.13	peak
2	1542.733	5.42	26.00	38.70	48.12	40.84	74.00	-33.16	peak
3	4133.699	7.14	33.60	38.11	46.03	48.66	74.00	-25.34	peak
4	pp 7943.838	9.96	36.57	38.29	42.01	50.25	68.20	-17.95	peak
5	10640.000	11.39	37.27	36.37	37.99	50.28	74.00	-23.72	peak
6	15960.000	14.93	41.22	37.83	32.94	51.26	74.00	-22.74	peak



SGS-CSTC Standards Technical Services Co., Ltd.
Shenzhen Branch

Report No.: SZEM180100021802
 Page: 201 of 818

Test mode:	802.11ac(HT20)	Frequency(MHz):	5500	Peak	Vertical
------------	----------------	-----------------	------	------	----------



Condition: 3m VERTICAL
 Job No : 0217RG
 Mode : 5500 TX RSE
 : Ant 2 5G WIFI 11AC CH100

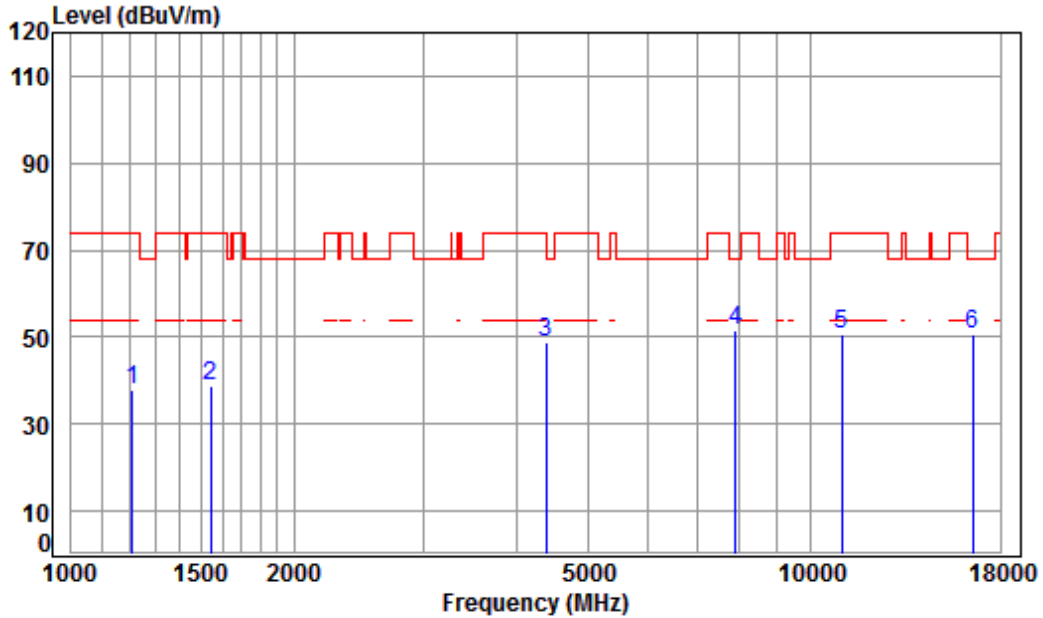
	Freq	Cable Loss	Ant Factor	Preamp Factor	Read Level	Limit Level	Over Line	Limit	Remark
	MHz	dB	dB/m	dB	dBuV	dBuV/m	dBuV/m	dB	
1	1274.802	4.71	24.84	38.70	49.91	40.76	68.20	-27.44	peak
2	1354.577	4.99	25.20	38.70	49.29	40.78	74.00	-33.22	peak
3	4392.376	7.44	33.60	38.14	45.65	48.55	74.00	-25.45	peak
4	pp 7898.049	9.96	36.54	38.29	43.59	51.80	68.20	-16.40	peak
5	11000.000	11.63	37.70	36.40	38.72	51.65	74.00	-22.35	peak
6	16500.000	14.50	42.70	38.00	32.02	51.22	68.20	-16.98	peak



SGS-CSTC Standards Technical Services Co., Ltd.
Shenzhen Branch

Report No.: SZEM180100021802
 Page: 202 of 818

Test mode:	802.11ac(HT20)	Frequency(MHz):	5500	Peak	Horizontal
------------	----------------	-----------------	------	------	------------



Condition: 3m HORIZONTAL
 Job No : 0217RG
 Mode : 5500 TX RSE
 : Ant 2 5G WIFI 11AC CH100

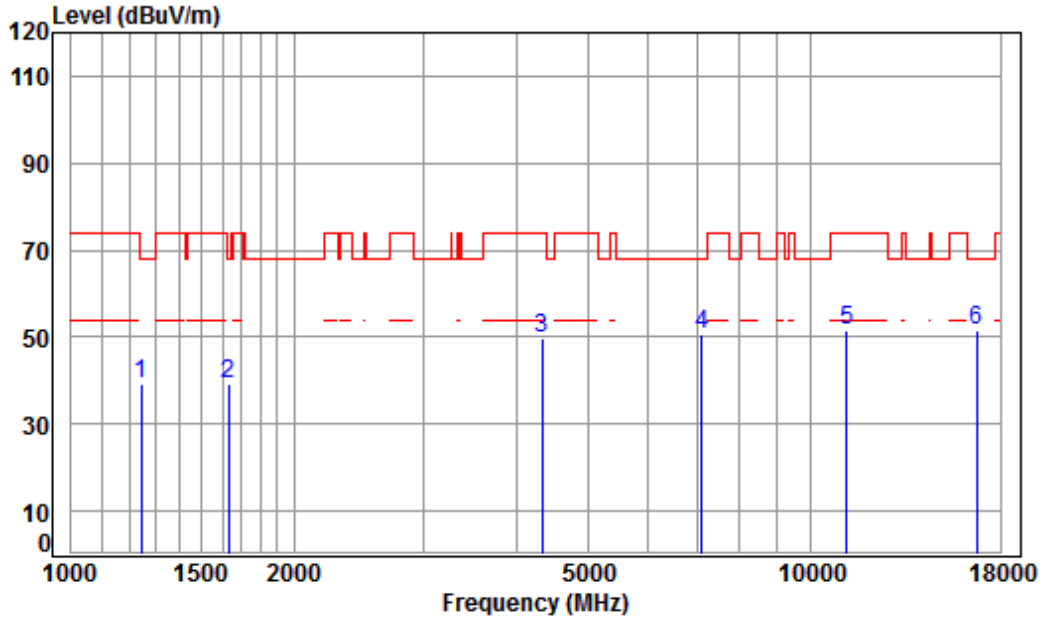
	Freq	Cable Loss	Ant Factor	Preamp Factor	Read Level	Limit Level	Over Line	Over Limit	Remark
	MHz	dB	dB/m	dB	dBuV	dBuV/m	dBuV/m	dB	
1	1210.174	4.46	24.53	38.70	47.71	38.00	74.00	-36.00	peak
2	1542.733	5.42	26.00	38.70	46.22	38.94	74.00	-35.06	peak
3	4379.699	7.43	33.60	38.14	45.93	48.82	74.00	-25.18	peak
4	pp 7898.049	9.96	36.54	38.29	43.18	51.39	68.20	-16.81	peak
5	11000.000	11.63	37.70	36.40	37.67	50.60	74.00	-23.40	peak
6	16500.000	14.50	42.70	38.00	31.28	50.48	68.20	-17.72	peak



SGS-CSTC Standards Technical Services Co., Ltd.
Shenzhen Branch

Report No.: SZEM180100021802
 Page: 203 of 818

Test mode:	802.11ac(HT20)	Frequency(MHz):	5580	Peak	Vertical
------------	----------------	-----------------	------	------	----------



Condition: 3m VERTICAL
 Job No : 0217RG
 Mode : 5580 TX RSE
 : Ant 2 5G WIFI 11AC CH116

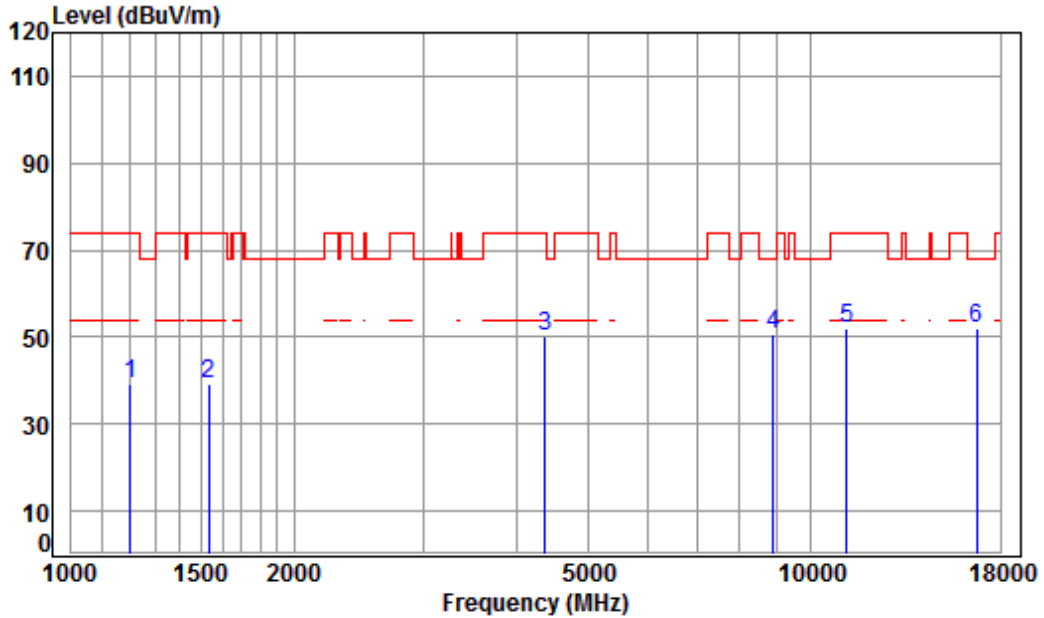
	Freq	Cable Loss	Ant Factor	Preamp Factor	Read Level	Limit Level	Over Line	Over Limit	Remark
	MHz	dB	dB/m	dB	dBuV	dBuV/m	dBuV/m	dB	
1	1245.663	4.60	24.70	38.70	48.42	39.02	68.20	-29.18	peak
2	1634.543	5.31	26.40	38.70	46.10	39.11	68.20	-29.09	peak
3	4329.354	7.37	33.60	38.14	46.74	49.57	74.00	-24.43	peak
4	7117.542	10.10	36.45	38.21	42.39	50.73	68.20	-17.47	peak
5	11160.000	11.80	37.83	36.45	38.34	51.52	74.00	-22.48	peak
6	pp16740.000	15.57	42.75	38.10	31.37	51.59	68.20	-16.61	peak



SGS-CSTC Standards Technical Services Co., Ltd.
Shenzhen Branch

Report No.: SZEM180100021802
 Page: 204 of 818

Test mode:	802.11ac(HT20)	Frequency(MHz):	5580	Peak	Horizontal
------------	----------------	-----------------	------	------	------------



Condition: 3m HORIZONTAL
 Job No : 0217RG
 Mode : 5580 TX RSE
 : Ant 2 5G WIFI 11AC CH116

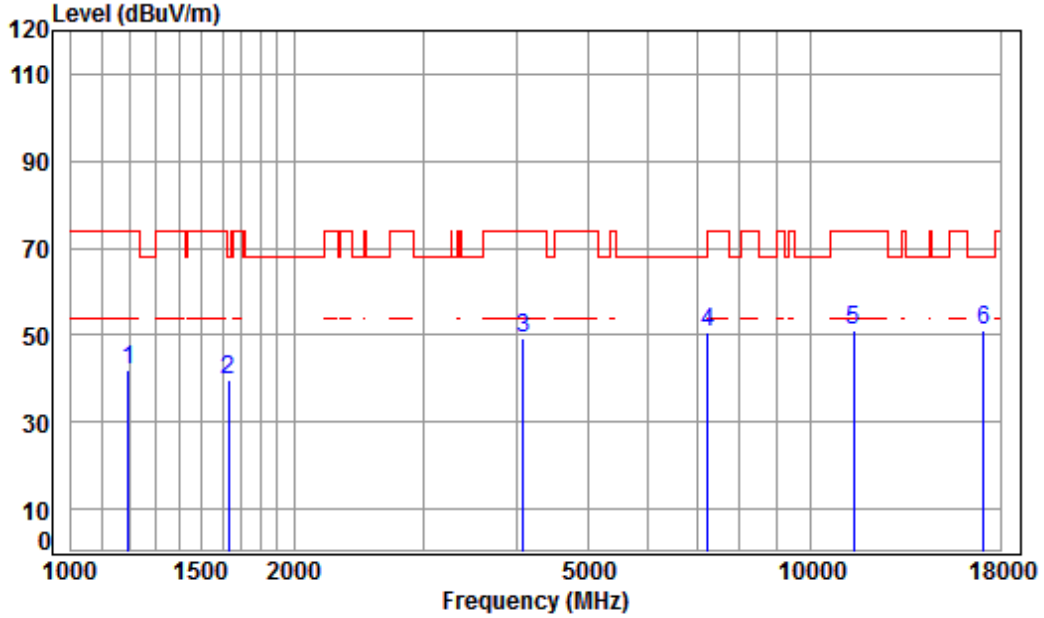
	Freq	Cable Loss	Ant Factor	Preamp Factor	Read Level	Limit Level	Over Line	Limit	Remark
	MHz	dB	dB/m	dB	dBuV	dBuV/m	dBuV/m	dB	
1	1203.199	4.43	24.49	38.70	49.25	39.47	74.00	-34.53	peak
2	1533.841	5.44	25.96	38.70	46.32	39.02	74.00	-34.98	peak
3	4367.058	7.41	33.60	38.14	47.17	50.04	74.00	-23.96	peak
4	8891.725	10.37	36.47	38.21	41.98	50.61	68.20	-17.59	peak
5	11160.000	11.80	37.83	36.45	38.85	52.03	74.00	-21.97	peak
6	pp16740.000	15.57	42.75	38.10	31.60	51.82	68.20	-16.38	peak



SGS-CSTC Standards Technical Services Co., Ltd.
Shenzhen Branch

Report No.: SZEM180100021802
 Page: 205 of 818

Test mode:	802.11ac(HT20)	Frequency(MHz):	5700	Peak	Vertical
------------	----------------	-----------------	------	------	----------



Condition: 3m VERTICAL
 Job No : 0217RG
 Mode : 5700 TX RSE
 : Ant 2 5G WIFI 11AC CH140

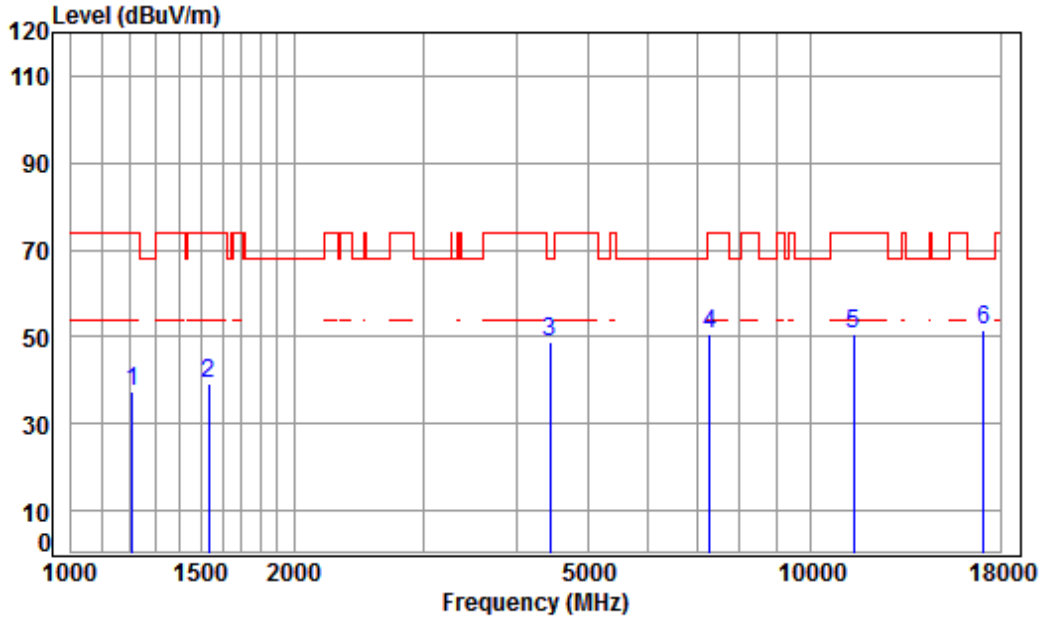
	Freq	Cable Loss	Ant Factor	Preamp Factor	Read Level	Limit Level	Limit Line	Over Limit	Remark
	MHz	dB	dB/m	dB	dBuV	dBuV/m	dBuV/m	dB	
1	1196.264	4.40	24.46	38.70	51.62	41.78	74.00	-32.22	peak
2	1629.825	5.31	26.38	38.70	46.85	39.84	68.20	-28.36	peak
3	4086.182	7.08	33.60	38.11	46.73	49.30	74.00	-24.70	peak
4	7242.052	10.07	36.40	38.23	42.39	50.63	68.20	-17.57	peak
5	11400.000	12.04	38.02	36.52	37.50	51.04	74.00	-22.96	peak
6	pp17100.000	16.49	42.92	38.17	29.71	50.95	68.20	-17.25	peak



SGS-CSTC Standards Technical Services Co., Ltd.
Shenzhen Branch

Report No.: SZEM180100021802
 Page: 206 of 818

Test mode:	802.11ac(HT20)	Frequency(MHz):	5700	Peak	Horizontal
------------	----------------	-----------------	------	------	------------

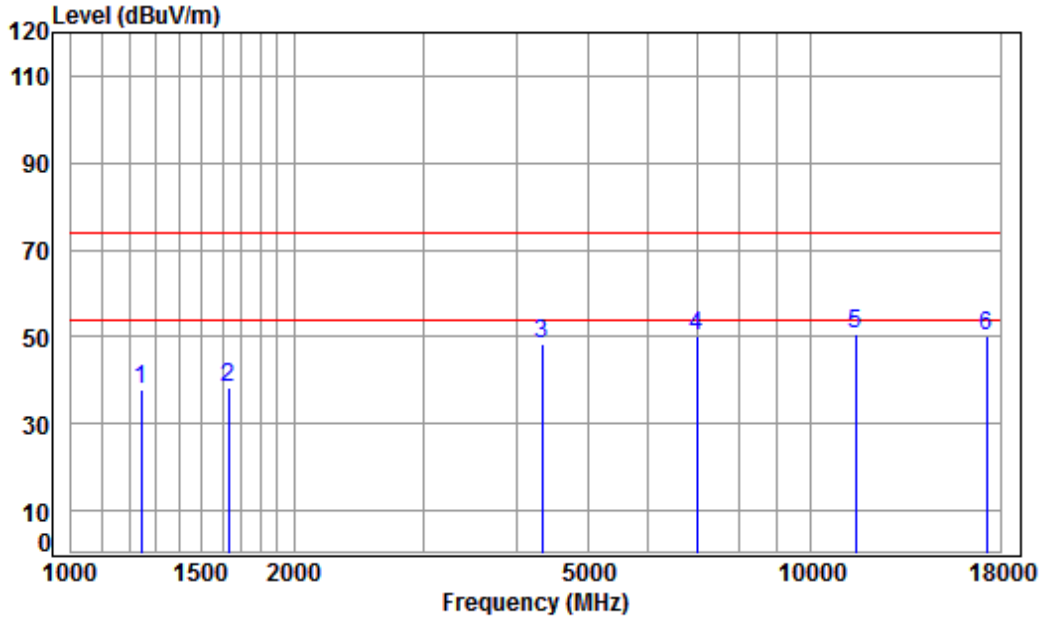


Condition: 3m HORIZONTAL
 Job No : 0217RG
 Mode : 5700 TX RSE
 : Ant 2 5G WIFI 11AC CH140

	Freq	Cable Loss	Ant Factor	Preamp Factor	Read Level	Limit Level	Over Line	Over Limit	Remark
	MHz	dB	dB/m	dB	dBuV	dBuV/m	dBuV/m	dB	
1	1210.174	4.46	24.53	38.70	47.31	37.60	74.00	-36.40	peak
2	1533.841	5.44	25.96	38.70	46.34	39.04	74.00	-34.96	peak
3	4443.453	7.50	33.60	38.15	45.66	48.61	68.20	-19.59	peak
4	7284.038	10.06	36.38	38.23	42.54	50.75	74.00	-23.25	peak
5	11400.000	12.04	38.02	36.52	37.04	50.58	74.00	-23.42	peak
6	pp17100.000	16.49	42.92	38.17	30.09	51.33	68.20	-16.87	peak



Test mode:	802.11ac(HT20)	Frequency(MHz):	5745	Peak	Vertical
------------	----------------	-----------------	------	------	----------



Condition: 3m VERTICAL

Job No : 0217RG

Mode : 5745 TX RSE

: Ant 2 5G WIFI 11AC CH149

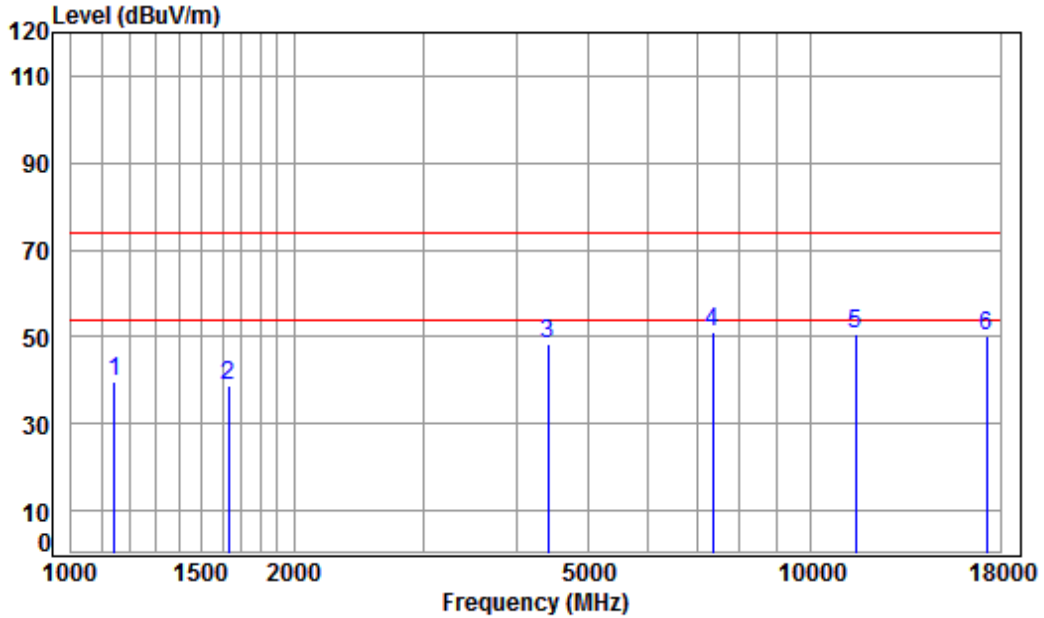
	Freq	Cable Loss	Ant Factor	Preamp Factor	Read Level	Limit Level	Over Limit	Remark
	MHz	dB	dB/m	dB	dBuV	dBuV/m	dBuV/m	dB
1	1245.663	4.60	24.70	38.70	47.43	38.03	74.00	-35.97 peak
2	1629.825	5.31	26.38	38.70	45.26	38.25	74.00	-35.75 peak
3	4329.354	7.37	33.60	38.14	45.36	48.19	74.00	-25.81 peak
4	7015.420	10.13	36.49	38.20	41.77	50.19	74.00	-23.81 peak
5	pp11490.000	12.13	38.09	36.55	37.19	50.86	74.00	-23.14 peak
6	17235.000	16.18	43.08	38.13	29.24	50.37	74.00	-23.63 peak



SGS-CSTC Standards Technical Services Co., Ltd.
Shenzhen Branch

Report No.: SZEM180100021802
 Page: 208 of 818

Test mode:	802.11ac(HT20)	Frequency(MHz):	5745	Peak	Horizontal
------------	----------------	-----------------	------	------	------------



Condition: 3m HORIZONTAL

Job No : 0217RG

Mode : 5745 TX RSE

: Ant 2 5G WIFI 11AC CH149

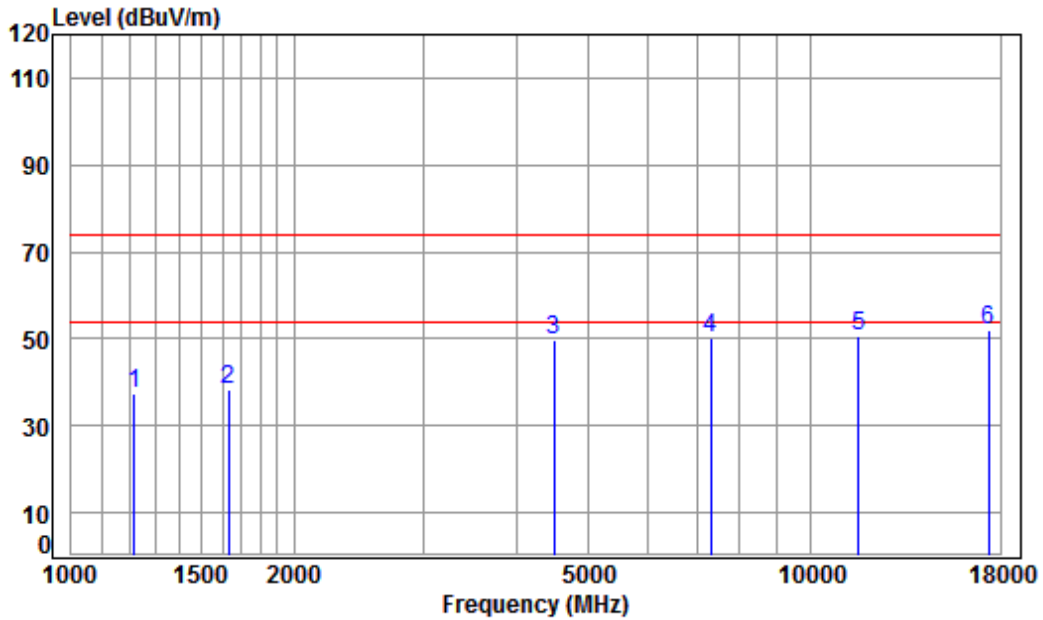
	Freq	Cable Loss	Ant Factor	Preamp Factor	Read Level	Limit Level	Over Limit	Remark
	MHz	dB	dB/m	dB	dBuV	dBuV/m	dBuV/m	dB
1	1145.507	4.20	24.20	38.70	50.01	39.71	74.00	-34.29 peak
2	1629.825	5.31	26.38	38.70	45.81	38.80	74.00	-35.20 peak
3	4405.090	7.46	33.60	38.14	45.31	48.23	74.00	-25.77 peak
4 pp	7368.741	10.03	36.35	38.24	42.88	51.02	74.00	-22.98 peak
5	11490.000	12.13	38.09	36.55	37.15	50.82	74.00	-23.18 peak
6	17235.000	16.18	43.08	38.13	28.93	50.06	74.00	-23.94 peak



SGS-CSTC Standards Technical Services Co., Ltd. Shenzhen Branch

Report No.: SZEM180100021802
Page: 209 of 818

Test mode:	802.11ac(HT20)	Frequency(MHz):	5785	Peak	Vertical
------------	----------------	-----------------	------	------	----------



Condition: 3m VERTICAL

Job No : 0217RG

Mode : 5785 TX RSE

: Ant 2 5G WIFI 11AC CH157

	Freq	Cable Loss	Ant Factor	Preamp Factor	Read Level	Limit Level	Over Line	Over Limit	Remark
	MHz	dB	dB/m	dB	dBuV	dBuV/m	dBuV/m	dB	
1	1217.190	4.49	24.56	38.70	47.04	37.39	74.00	-36.61	peak
2	1634.543	5.31	26.40	38.70	45.33	38.34	74.00	-35.66	peak
3	4495.125	7.55	33.60	38.15	46.54	49.54	74.00	-24.46	peak
4	7305.122	10.05	36.38	38.23	41.99	50.19	74.00	-23.81	peak
5	11570.000	12.17	38.17	36.57	36.95	50.72	74.00	-23.28	peak
6	pp17355.000	15.92	43.23	38.09	30.76	51.82	74.00	-22.18	peak

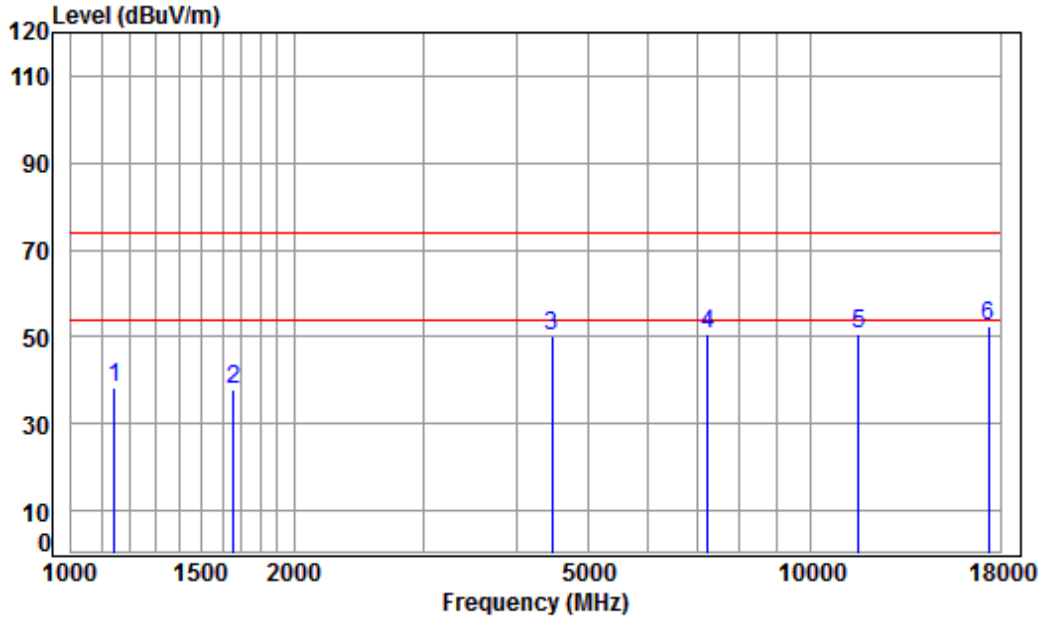


SGS-CSTC Standards Technical Services Co., Ltd.
Shenzhen Branch

Report No.: SZEM180100021802

Page: 210 of 818

Test mode:	802.11ac(HT20)	Frequency(MHz):	5785	Peak	Horizontal
------------	----------------	-----------------	------	------	------------



Condition: 3m HORIZONTAL

Job No : 0217RG

Mode : 5785 TX RSE

: Ant 2 5G WIFI 11AC CH157

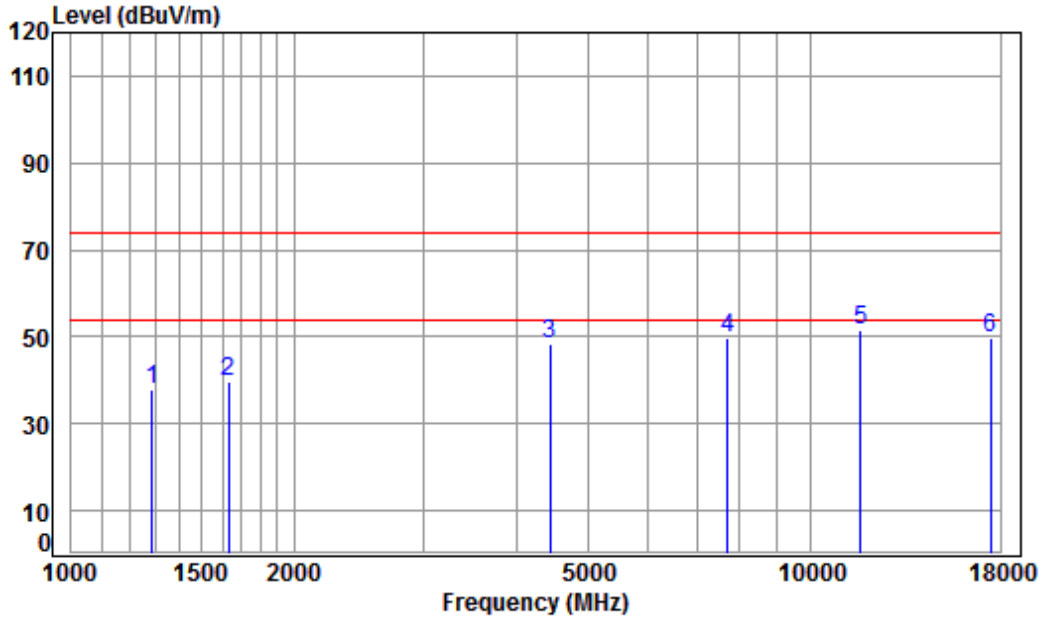
	Freq	Cable Loss	Ant Factor	Preamp Factor	Read Level	Limit Level	Over Line	Over Limit	Remark
	MHz	dB	dB/m	dB	dBuV	dBuV/m	dBuV/m	dB	
1	1145.507	4.20	24.20	38.70	48.46	38.16	74.00	-35.84	peak
2	1658.337	5.28	26.50	38.70	44.81	37.89	74.00	-36.11	peak
3	4469.214	7.53	33.60	38.15	47.17	50.15	74.00	-23.85	peak
4	7242.052	10.07	36.40	38.23	42.20	50.44	74.00	-23.56	peak
5	11570.000	12.17	38.17	36.57	36.95	50.72	74.00	-23.28	peak
6	pp17355.000	15.92	43.23	38.09	31.36	52.42	74.00	-21.58	peak



SGS-CSTC Standards Technical Services Co., Ltd.
Shenzhen Branch

Report No.: SZEM180100021802
 Page: 211 of 818

Test mode:	802.11ac(HT20)	Frequency(MHz):	5825	Peak	Vertical
------------	----------------	-----------------	------	------	----------



Condition: 3m VERTICAL

Job No : 0217RG

Mode : 5825 TX RSE

: Ant 2 5G WIFI 11AC CH165

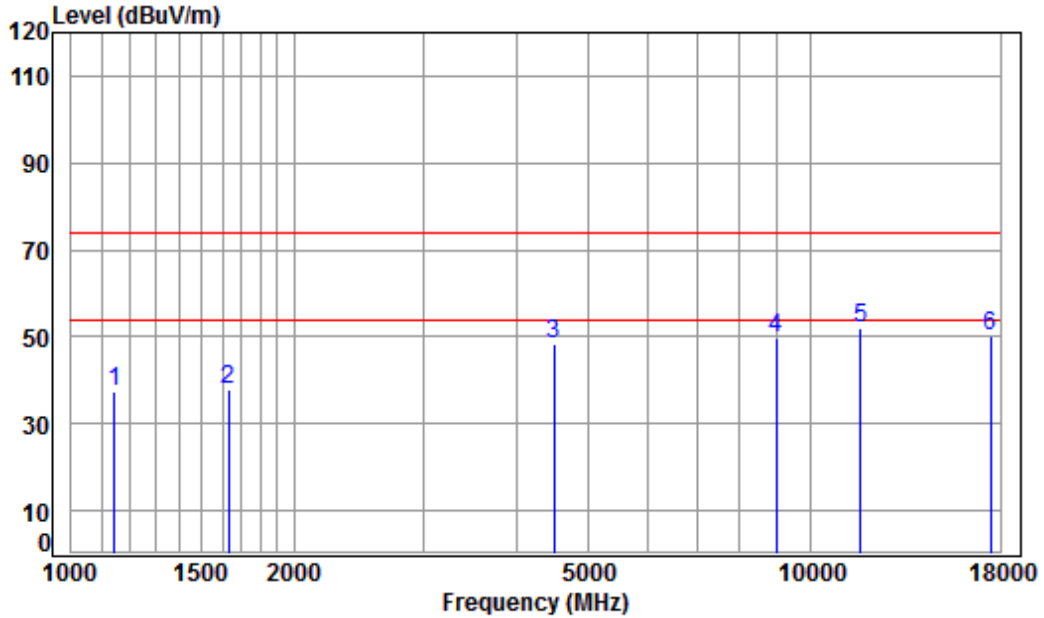
	Freq	Cable Loss	Ant Factor	Preamp Factor	Read Level	Limit Level	Over Line	Over Limit	Remark
	MHz	dB	dB/m	dB	dBuV	dBuV/m	dBuV/m	dB	
1	1285.904	4.75	24.89	38.70	46.89	37.83	74.00	-36.17	peak
2	1629.825	5.31	26.38	38.70	46.62	39.61	74.00	-34.39	peak
3	4430.628	7.48	33.60	38.15	45.60	48.53	74.00	-25.47	peak
4	7717.518	9.98	36.43	38.27	41.61	49.75	74.00	-24.25	peak
5	pp11650.000	12.20	38.25	36.60	37.63	51.48	74.00	-22.52	peak
6	17475.000	15.65	43.37	38.06	28.75	49.71	74.00	-24.29	peak



SGS-CSTC Standards Technical Services Co., Ltd.
Shenzhen Branch

Report No.: SZEM180100021802
 Page: 212 of 818

Test mode:	802.11ac(HT20)	Frequency(MHz):	5825	Peak	Horizontal
------------	----------------	-----------------	------	------	------------



Condition: 3m HORIZONTAL

Job No : 0217RG

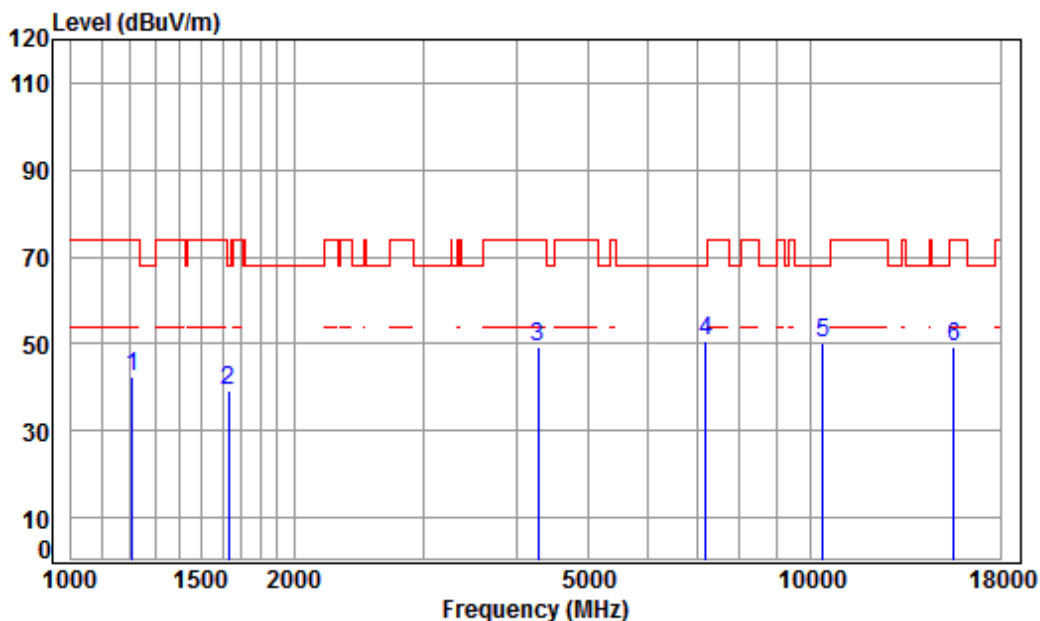
Mode : 5825 TX RSE

: Ant 2 5G WIFI 11AC CH165

	Freq	Cable Loss	Ant Factor	Preamp Factor	Read Level	Limit Level	Over Line	Over Limit	Remark
	MHz	dB	dB/m	dB	dBuV	dBuV/m	dBuV/m	dB	
1	1145.507	4.20	24.20	38.70	47.63	37.33	74.00	-36.67	peak
2	1629.825	5.31	26.38	38.70	44.91	37.90	74.00	-36.10	peak
3	4495.125	7.55	33.60	38.15	45.44	48.44	74.00	-25.56	peak
4	8969.161	10.39	36.56	38.20	40.98	49.73	74.00	-24.27	peak
5	pp11650.000	12.20	38.25	36.60	38.22	52.07	74.00	-21.93	peak
6	17475.000	15.65	43.37	38.06	29.20	50.16	74.00	-23.84	peak



Test mode:	802.11n(HT40)	Frequency(MHz):	5190	Peak	Vertical
------------	---------------	-----------------	------	------	----------



Condition: 3m VERTICAL

Job No : 0217RG

Mode : 5190 TX RSE

: Ant 2 5G WIFI 11N(40) CH38

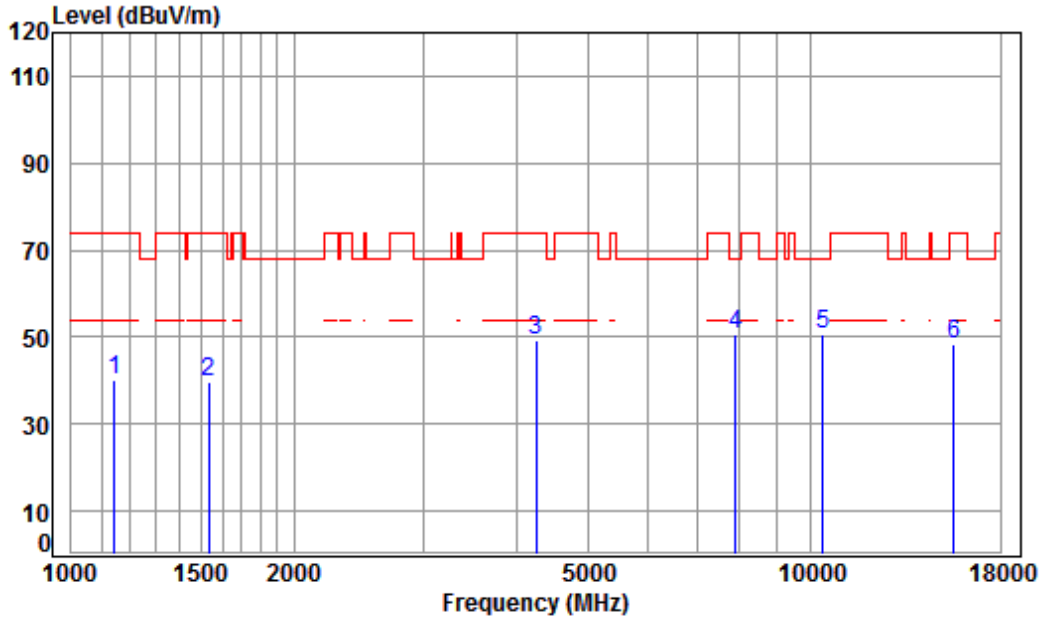
	Freq	Cable Loss	Ant Factor	Preamp Factor	Read Level	Level	Limit	Over	Remark
	MHz	dB	dB/m	dB	dBuV	dBuV/m	dBuV/m	dB	
1	1210.174	4.46	24.53	38.70	52.03	42.32	74.00	-31.68	peak
2	1629.825	5.31	26.38	38.70	46.28	39.27	68.20	-28.93	peak
3	4279.589	7.31	33.60	38.13	46.37	49.15	74.00	-24.85	peak
4 pp	7200.309	10.08	36.42	38.22	42.14	50.42	68.20	-17.78	peak
5	10380.000	11.21	37.22	36.34	37.92	50.01	68.20	-18.19	peak
6	15570.000	14.35	41.37	38.10	31.62	49.24	74.00	-24.76	peak



SGS-CSTC Standards Technical Services Co., Ltd.
Shenzhen Branch

Report No.: SZEM180100021802
 Page: 214 of 818

Test mode:	802.11n(HT40)	Frequency(MHz):	5190	Peak	Horizontal
------------	---------------	-----------------	------	------	------------



Condition: 3m HORIZONTAL

Job No : 0217RG

Mode : 5190 TX RSE

: Ant 2 5G WIFI 11N(40) CH38

	Freq	Cable Loss	Ant Factor	Preamp Factor	Read Level	Limit Level	Limit Line	Over Limit	Remark
	MHz	dB	dB/m	dB	dBuV	dBuV/m	dBuV/m	dB	
1	1145.507	4.20	24.20	38.70	50.59	40.29	74.00	-33.71	peak
2	1533.841	5.44	25.96	38.70	47.20	39.90	74.00	-34.10	peak
3	4254.921	7.28	33.60	38.13	46.62	49.37	74.00	-24.63	peak
4	7898.049	9.96	36.54	38.29	42.37	50.58	68.20	-17.62	peak
5	pp10380.000	11.21	37.22	36.34	38.69	50.78	68.20	-17.42	peak
6	15570.000	14.35	41.37	38.10	30.74	48.36	74.00	-25.64	peak

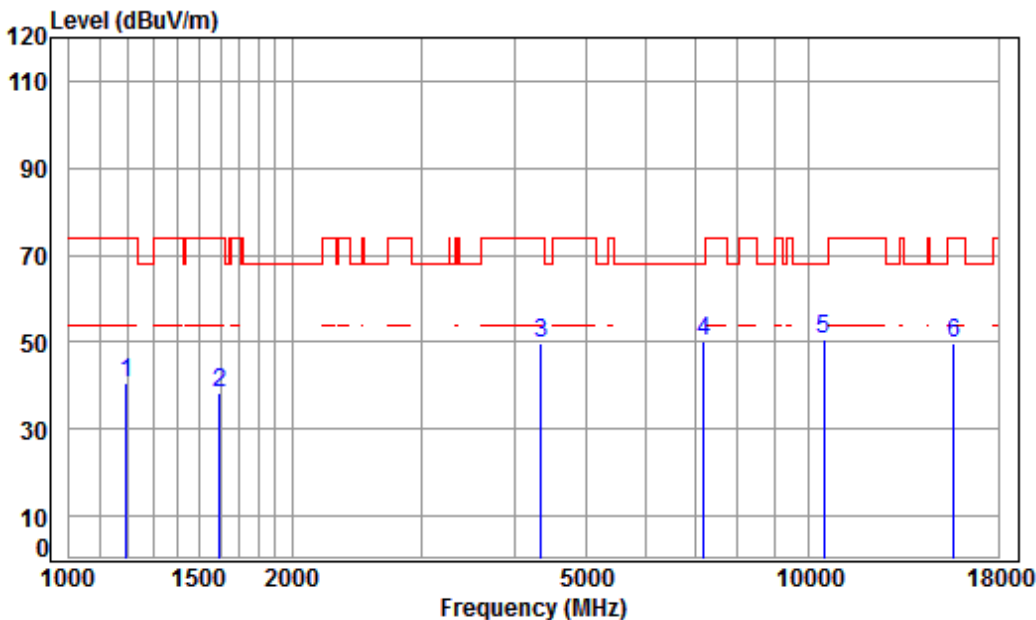


SGS-CSTC Standards Technical Services Co., Ltd. Shenzhen Branch

Report No.: SZEM180100021802

Page: 215 of 818

Test mode:	802.11n(HT40)	Frequency(MHz):	5230	Peak	Vertical
------------	---------------	-----------------	------	------	----------



Condition: 3m VERTICAL

Job No : 0217RG

Mode : 5230 TX RSE

: Ant 2 5G WIFI 11N(40) CH46

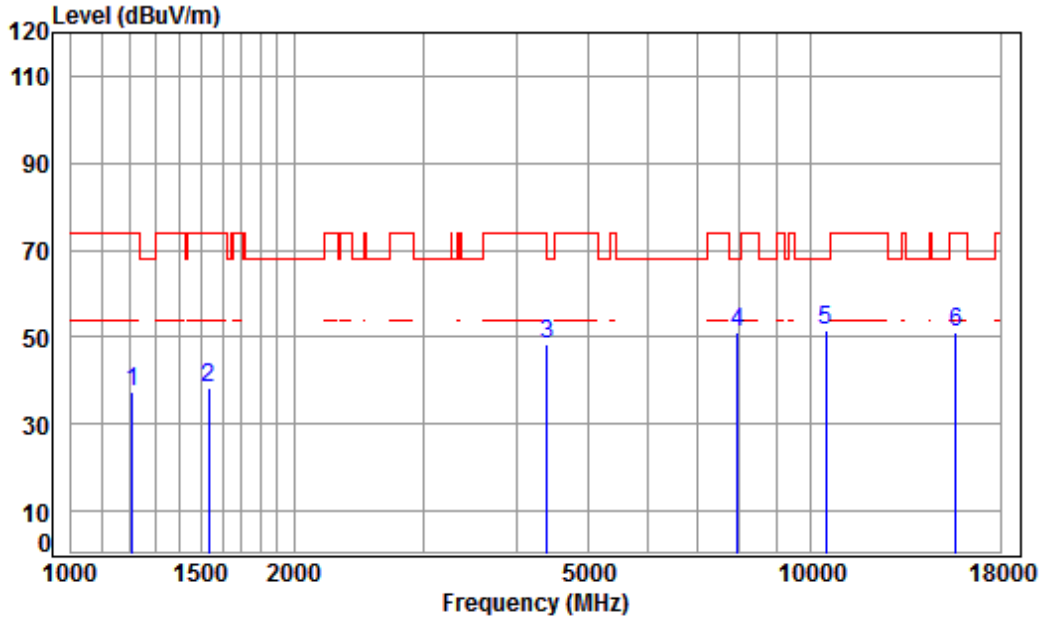
	Freq	Cable Loss	Ant Factor	Preamp Factor	Read Level	Limit Level	Over Line	Over Limit	Remark
	MHz	dB	dB/m	dB	dBuV	dBuV/m	dBuV/m	dB	
1	1196.264	4.40	24.46	38.70	50.67	40.83	74.00	-33.17	peak
2	1597.181	5.35	26.24	38.70	45.64	38.53	74.00	-35.47	peak
3	4341.886	7.38	33.60	38.14	46.80	49.64	74.00	-24.36	peak
4	7200.309	10.08	36.42	38.22	42.03	50.31	68.20	-17.89	peak
5	pp10460.000	11.26	37.14	36.35	38.39	50.44	68.20	-17.76	peak
6	15690.000	14.53	41.32	38.01	32.09	49.93	74.00	-24.07	peak



SGS-CSTC Standards Technical Services Co., Ltd.
Shenzhen Branch

Report No.: SZEM180100021802
 Page: 216 of 818

Test mode:	802.11n(HT40)	Frequency(MHz):	5230	Peak	Horizontal
------------	---------------	-----------------	------	------	------------



Condition: 3m HORIZONTAL

Job No : 0217RG

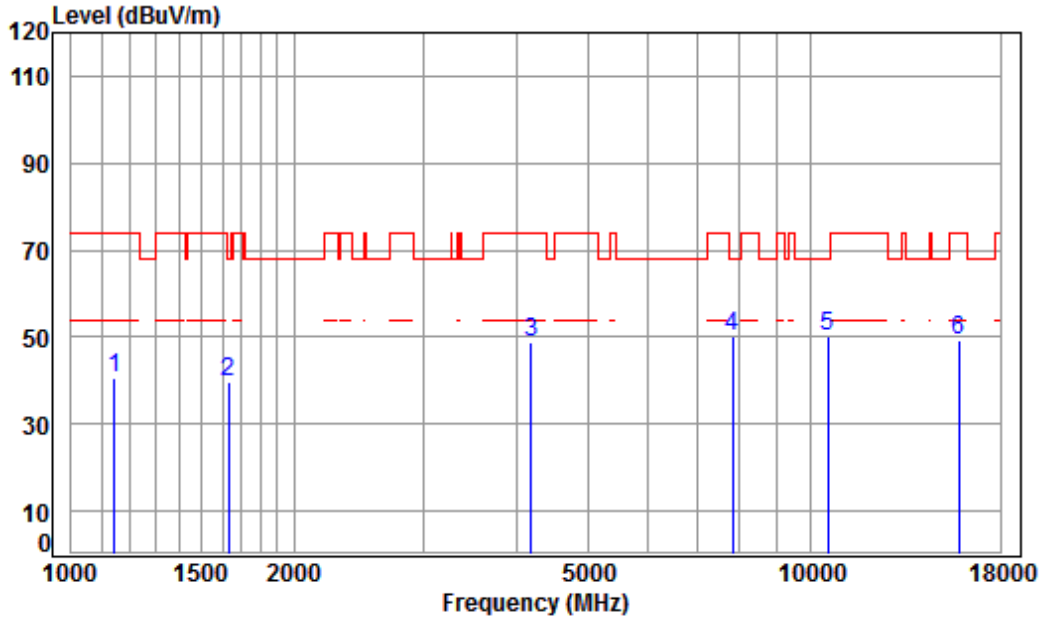
Mode : 5230 TX RSE

: Ant 2 5G WIFI 11N(40) CH46

	Freq	Cable Loss	Ant Factor	Preamp Factor	Read Level	Limit Level	Limit Line	Over Limit	Remark
	MHz	dB	dB/m	dB	dBuV	dBuV/m	dBuV/m	dB	
1	1210.174	4.46	24.53	38.70	46.96	37.25	74.00	-36.75	peak
2	1533.841	5.44	25.96	38.70	45.48	38.18	74.00	-35.82	peak
3	4392.376	7.44	33.60	38.14	45.43	48.33	74.00	-25.67	peak
4	7943.838	9.96	36.57	38.29	42.86	51.10	68.20	-17.10	peak
5	pp10460.000	11.26	37.14	36.35	39.39	51.44	68.20	-16.76	peak
6	15690.000	14.53	41.32	38.01	33.07	50.91	74.00	-23.09	peak



Test mode:	802.11n(HT40)	Frequency(MHz):	5270	Peak	Vertical
------------	---------------	-----------------	------	------	----------



Condition: 3m VERTICAL

Job No : 0217RG

Mode : 5270 TX RSE

: Ant 2 5G WIFI 11N(40) CH54

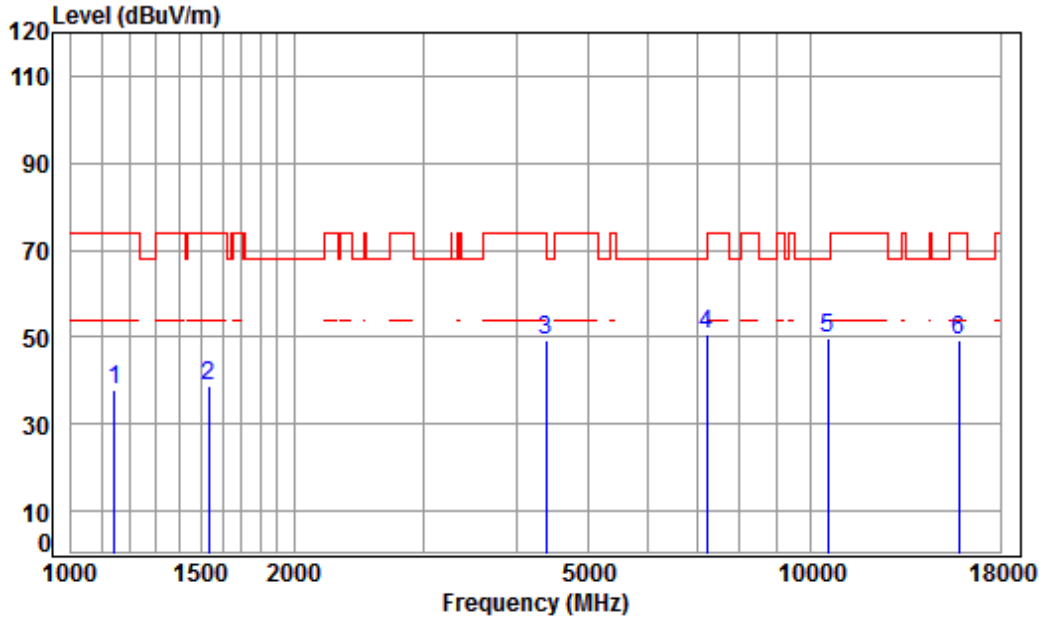
	Freq	Cable Loss	Ant Factor	Preamp Factor	Read Level	Limit Level	Limit Line	Over Limit	Remark
	MHz	dB	dB/m	dB	dBuV	dBuV/m	dBuV/m	dB	
1	1145.507	4.20	24.20	38.70	50.89	40.59	74.00	-33.41	peak
2	1629.825	5.31	26.38	38.70	46.69	39.68	68.20	-28.52	peak
3	4181.768	7.20	33.60	38.12	46.07	48.75	74.00	-25.25	peak
4	pp 7829.860	9.97	36.50	38.28	42.21	50.40	68.20	-17.80	peak
5	10540.000	11.32	37.15	36.36	38.19	50.30	68.20	-17.90	peak
6	15810.000	14.71	41.28	37.93	31.20	49.26	74.00	-24.74	peak



SGS-CSTC Standards Technical Services Co., Ltd.
Shenzhen Branch

Report No.: SZEM180100021802
 Page: 218 of 818

Test mode:	802.11n(HT40)	Frequency(MHz):	5270	Peak	Horizontal
------------	---------------	-----------------	------	------	------------



Condition: 3m HORIZONTAL

Job No : 0217RG

Mode : 5270 TX RSE

: Ant 2 5G WIFI 11N(40) CH54

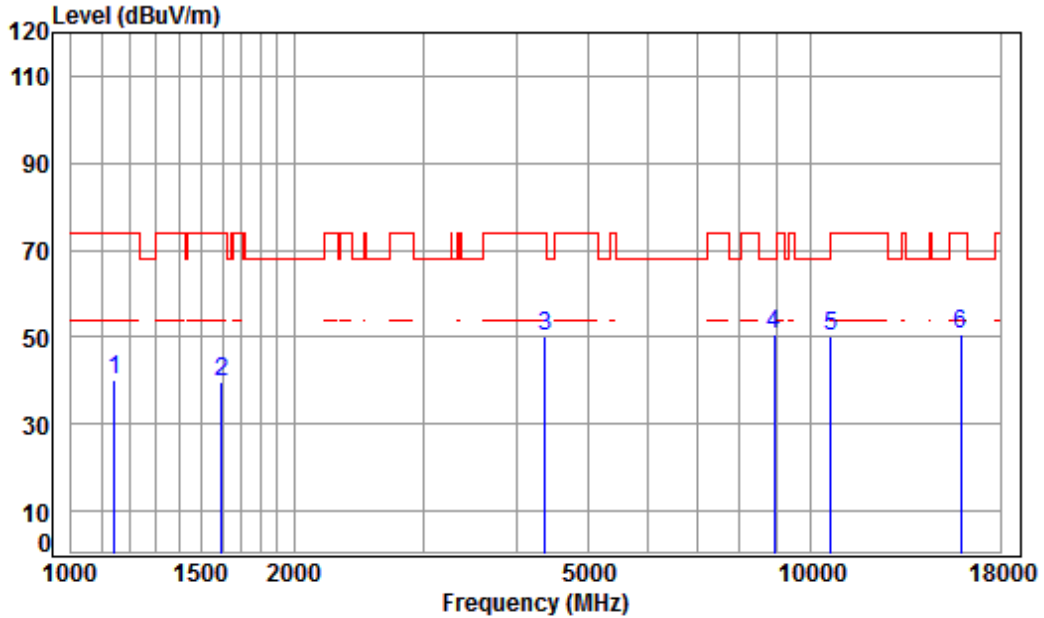
	Freq	Cable Loss	Ant Factor	Preamp Factor	Read Level	Limit Level	Limit Line	Over Limit	Remark
	MHz	dB	dB/m	dB	dBuV	dBuV/m	dBuV/m	dB	
1	1145.507	4.20	24.20	38.70	48.28	37.98	74.00	-36.02	peak
2	1533.841	5.44	25.96	38.70	46.01	38.71	74.00	-35.29	peak
3	4379.699	7.43	33.60	38.14	46.61	49.50	74.00	-24.50	peak
4	pp 7221.150	10.07	36.41	38.22	42.33	50.59	68.20	-17.61	peak
5	10540.000	11.32	37.15	36.36	37.63	49.74	68.20	-18.46	peak
6	15810.000	14.71	41.28	37.93	31.01	49.07	74.00	-24.93	peak



SGS-CSTC Standards Technical Services Co., Ltd.
Shenzhen Branch

Report No.: SZEM180100021802
 Page: 219 of 818

Test mode:	802.11n(HT40)	Frequency(MHz):	5310	Peak	Vertical
------------	---------------	-----------------	------	------	----------



Condition: 3m VERTICAL

Job No : 0217RG

Mode : 5310 TX RSE

: Ant 2 5G WIFI 11N(40) CH62

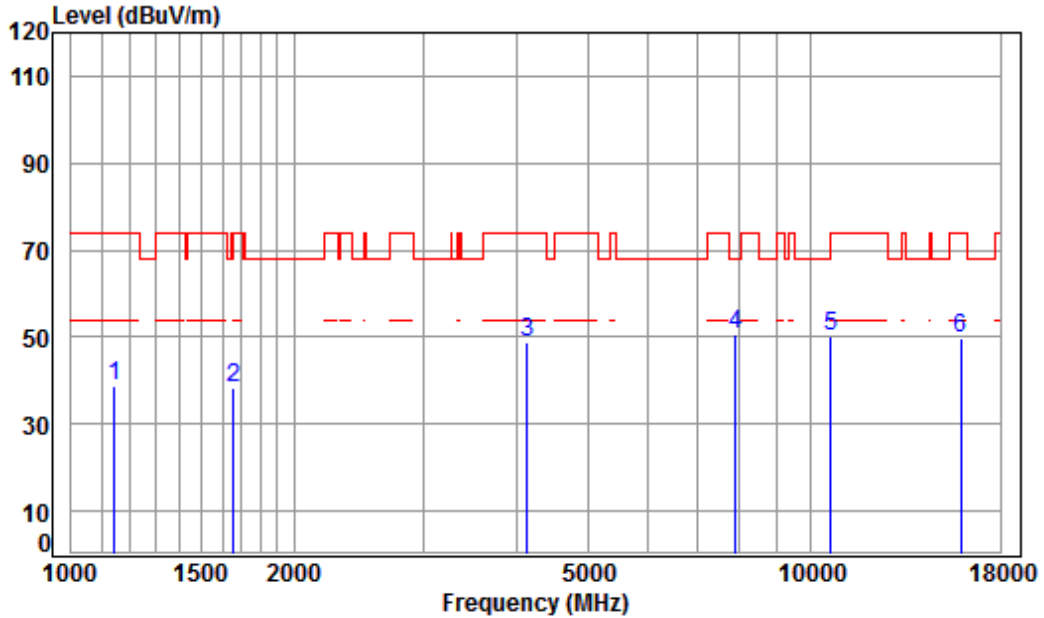
	Freq	Cable Loss	Ant Factor	Preamp Factor	Read Level	Limit Level	Limit Line	Over Limit	Remark
	MHz	dB	dB/m	dB	dBuV	dBuV/m	dBuV/m	dB	
1	1145.507	4.20	24.20	38.70	50.59	40.29	74.00	-33.71	peak
2	1597.181	5.35	26.24	38.70	46.62	39.51	74.00	-34.49	peak
3	4367.058	7.41	33.60	38.14	47.41	50.28	74.00	-23.72	peak
4	pp 8917.462	10.38	36.50	38.21	41.78	50.45	68.20	-17.75	peak
5	10620.000	11.37	37.25	36.36	38.09	50.35	74.00	-23.65	peak
6	15930.000	14.89	41.23	37.85	32.26	50.53	74.00	-23.47	peak



SGS-CSTC Standards Technical Services Co., Ltd.
Shenzhen Branch

Report No.: SZEM180100021802
 Page: 220 of 818

Test mode:	802.11n(HT40)	Frequency(MHz):	5310	Peak	Horizontal
------------	---------------	-----------------	------	------	------------



Condition: 3m HORIZONTAL

Job No : 0217RG

Mode : 5310 TX RSE

: Ant 2 5G WIFI 11N(40) CH62

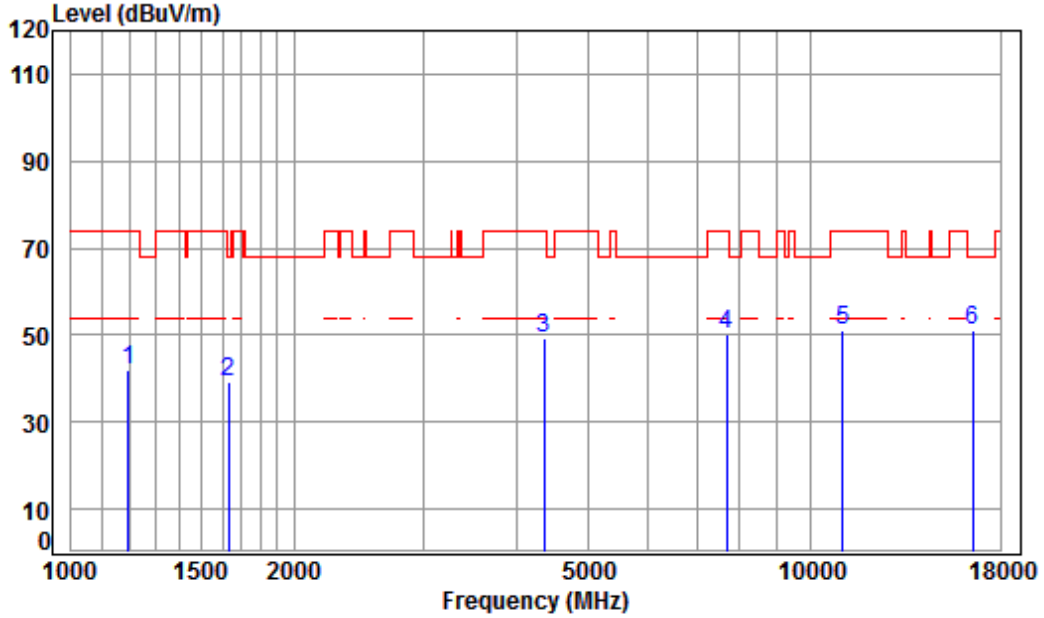
	Freq	Cable Loss	Ant Factor	Preamp Factor	Read Level	Limit Level	Over Line	Limit	Remark
	MHz	dB	dB/m	dB	dBuV	dBuV/m	dBuV/m	dB	
1	1145.507	4.20	24.20	38.70	49.15	38.85	74.00	-35.15	peak
2	1658.337	5.28	26.50	38.70	45.22	38.30	68.20	-29.90	peak
3	4133.699	7.14	33.60	38.11	46.42	49.05	74.00	-24.95	peak
4 pp	7898.049	9.96	36.54	38.29	42.26	50.47	68.20	-17.73	peak
5	10620.000	11.37	37.25	36.36	37.83	50.09	74.00	-23.91	peak
6	15930.000	14.89	41.23	37.85	31.54	49.81	74.00	-24.19	peak



SGS-CSTC Standards Technical Services Co., Ltd.
Shenzhen Branch

Report No.: SZEM180100021802
 Page: 221 of 818

Test mode:	802.11n(HT40)	Frequency(MHz):	5510	Peak	Vertical
------------	---------------	-----------------	------	------	----------



Condition: 3m VERTICAL

Job No : 0217RG

Mode : 5510 TX RSE

: Ant 2 5G WIFI 11N(40) CH102

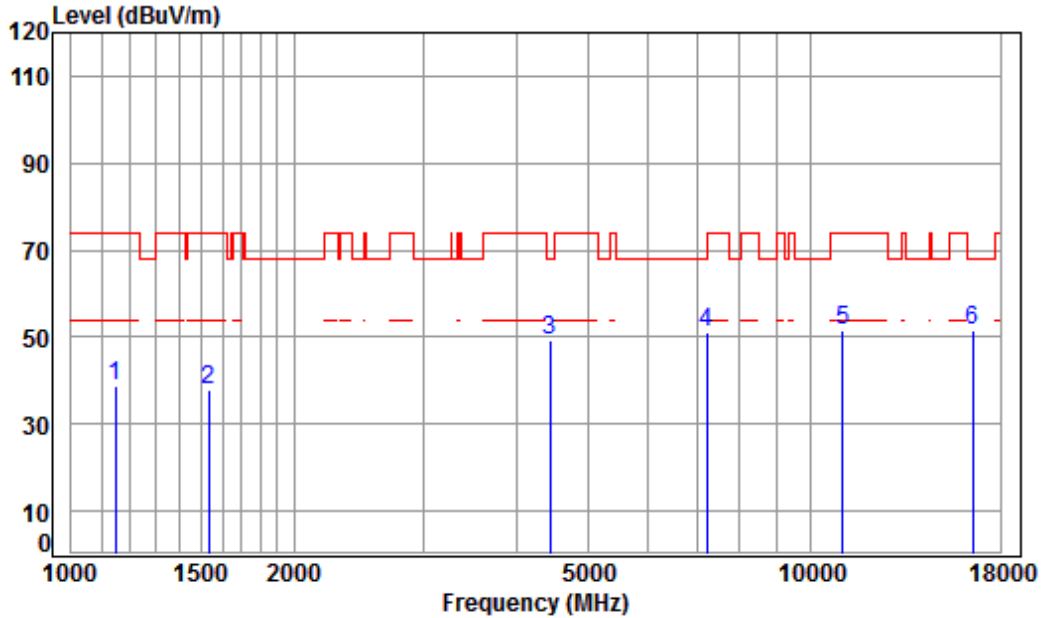
	Freq	Cable Loss	Ant Factor	Preamp Factor	Read Level	Limit Level	Limit Line	Over Limit	Remark
	MHz	dB	dB/m	dB	dBuV	dBuV/m	dBuV/m	dB	
1	1196.264	4.40	24.46	38.70	51.82	41.98	74.00	-32.02	peak
2	1634.543	5.31	26.40	38.70	46.37	39.38	68.20	-28.82	peak
3	4354.454	7.40	33.60	38.14	46.56	49.42	74.00	-24.58	peak
4	7695.244	9.98	36.42	38.27	42.23	50.36	74.00	-23.64	peak
5	11020.000	11.65	37.72	36.41	38.14	51.10	74.00	-22.90	peak
6	pp16530.000	14.63	42.71	38.02	31.62	50.94	68.20	-17.26	peak



SGS-CSTC Standards Technical Services Co., Ltd.
Shenzhen Branch

Report No.: SZEM180100021802
 Page: 222 of 818

Test mode:	802.11n(HT40)	Frequency(MHz):	5510	Peak	Horizontal
------------	---------------	-----------------	------	------	------------



Condition: 3m HORIZONTAL

Job No : 0217RG

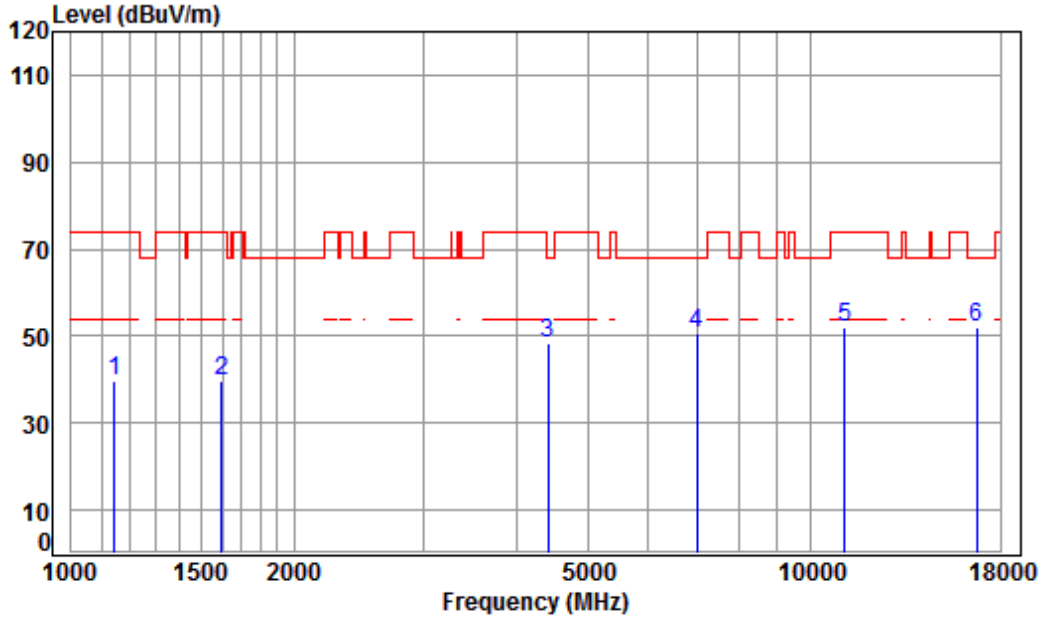
Mode : 5510 TX RSE

: Ant 2 5G WIFI 11N(40) CH102

	Freq	Cable Loss	Ant Factor	Preamp Factor	Read Level	Limit Level	Over Line	Over Limit	Remark
	MHz	dB	dB/m	dB	dBuV	dBuV/m	dBuV/m	dB	
1	1148.823	4.21	24.22	38.70	49.23	38.96	74.00	-35.04	peak
2	1533.841	5.44	25.96	38.70	45.28	37.98	74.00	-36.02	peak
3	4430.628	7.48	33.60	38.15	46.16	49.09	68.20	-19.11	peak
4	7221.150	10.07	36.41	38.22	43.02	51.28	68.20	-16.92	peak
5	11020.000	11.65	37.72	36.41	38.54	51.50	74.00	-22.50	peak
6	pp16530.000	14.63	42.71	38.02	32.01	51.33	68.20	-16.87	peak



Test mode:	802.11n(HT40)	Frequency(MHz):	5550	Peak	Vertical
------------	---------------	-----------------	------	------	----------



Condition: 3m VERTICAL

Job No : 0217RG

Mode : 5550 TX RSE

: Ant 2 5G WIFI 11N(40) CH110

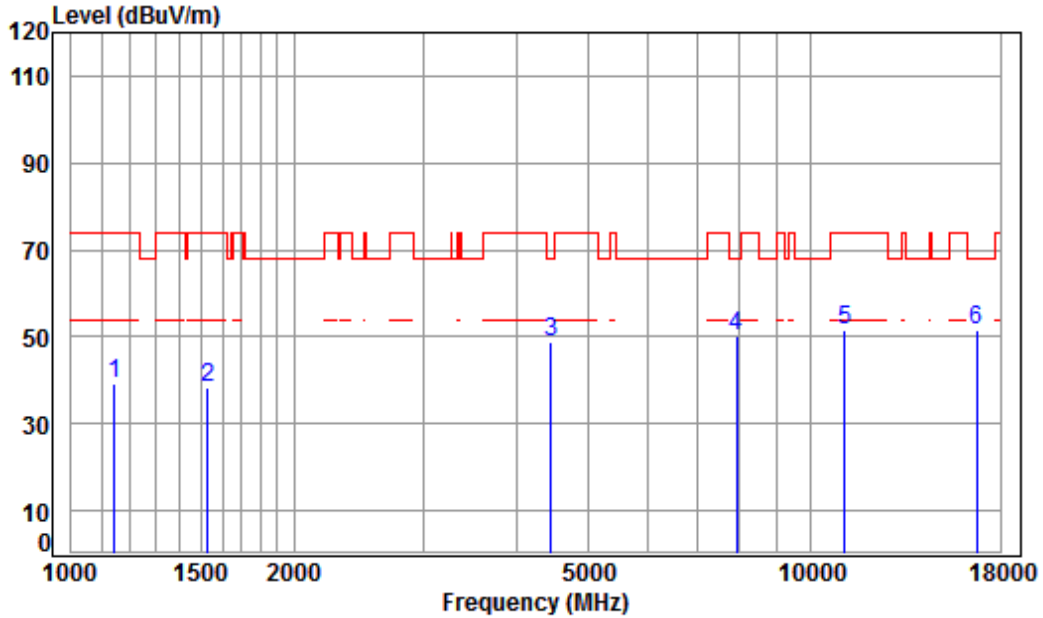
	Cable	Ant	Preamp	Read	Limit	Over		
Freq	Loss	Factor	Factor	Level	Level	Line	Limit	Remark
MHz	dB	dB/m	dB	dBuV	dBuV/m	dBuV/m	dB	
1	1145.507	4.20	24.20	38.70	49.84	39.54	74.00	-34.46 peak
2	1597.181	5.35	26.24	38.70	46.69	39.58	74.00	-34.42 peak
3	4405.090	7.46	33.60	38.14	45.66	48.58	68.20	-19.62 peak
4	7015.420	10.13	36.49	38.20	42.41	50.83	68.20	-17.37 peak
5	11100.000	11.73	37.78	36.43	38.77	51.85	74.00	-22.15 peak
6	pp16740.000	15.57	42.75	38.10	31.62	51.84	68.20	-16.36 peak



SGS-CSTC Standards Technical Services Co., Ltd.
Shenzhen Branch

Report No.: SZEM180100021802
 Page: 224 of 818

Test mode:	802.11n(HT40)	Frequency(MHz):	5550	Peak	Horizontal
------------	---------------	-----------------	------	------	------------



Condition: 3m HORIZONTAL

Job No : 0217RG

Mode : 5550 TX RSE

: Ant 2 5G WIFI 11N(40) CH110

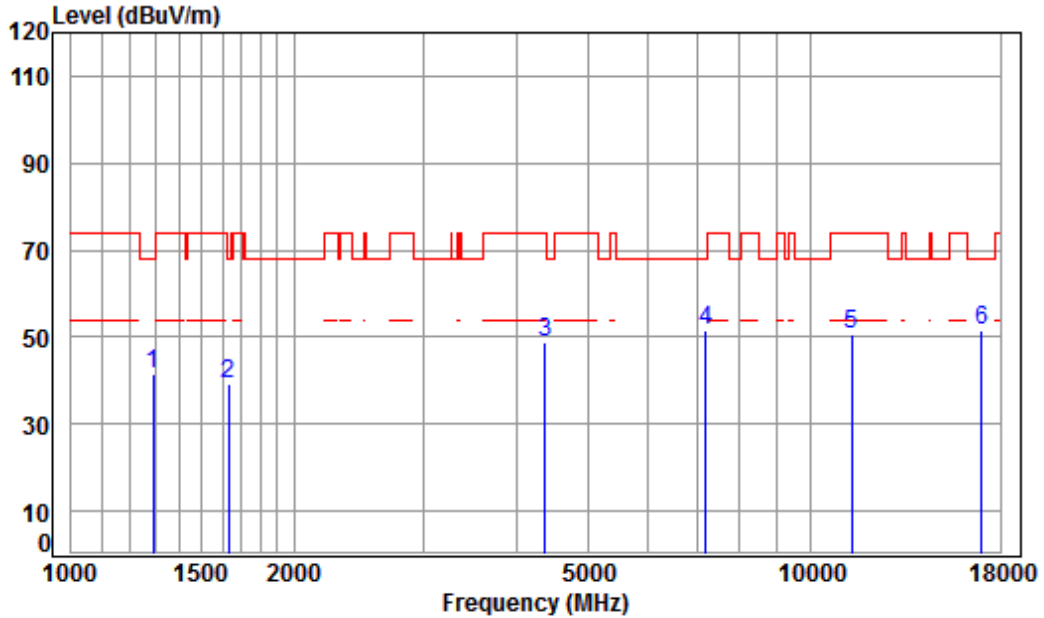
	Freq	Cable Loss	Ant Factor	Preamp Factor	Read Level	Limit Level	Over Line	Over Limit	Remark
	MHz	dB	dB/m	dB	dBuV	dBuV/m	dBuV/m	dB	
1	1145.507	4.20	24.20	38.70	49.58	39.28	74.00	-34.72	peak
2	1529.414	5.44	25.94	38.70	45.65	38.33	74.00	-35.67	peak
3	4456.315	7.51	33.60	38.15	45.92	48.88	68.20	-19.32	peak
4	7920.911	9.96	36.55	38.29	42.11	50.33	68.20	-17.87	peak
5	11100.000	11.73	37.78	36.43	38.53	51.61	74.00	-22.39	peak
6	pp16740.000	15.57	42.75	38.10	31.49	51.71	68.20	-16.49	peak



SGS-CSTC Standards Technical Services Co., Ltd.
Shenzhen Branch

Report No.: SZEM180100021802
 Page: 225 of 818

Test mode:	802.11n(HT40)	Frequency(MHz):	5670	Peak	Vertical
------------	---------------	-----------------	------	------	----------



Condition: 3m VERTICAL

Job No : 0217RG

Mode : 5670 TX RSE

: Ant 2 5G WIFI 11N(40) CH134

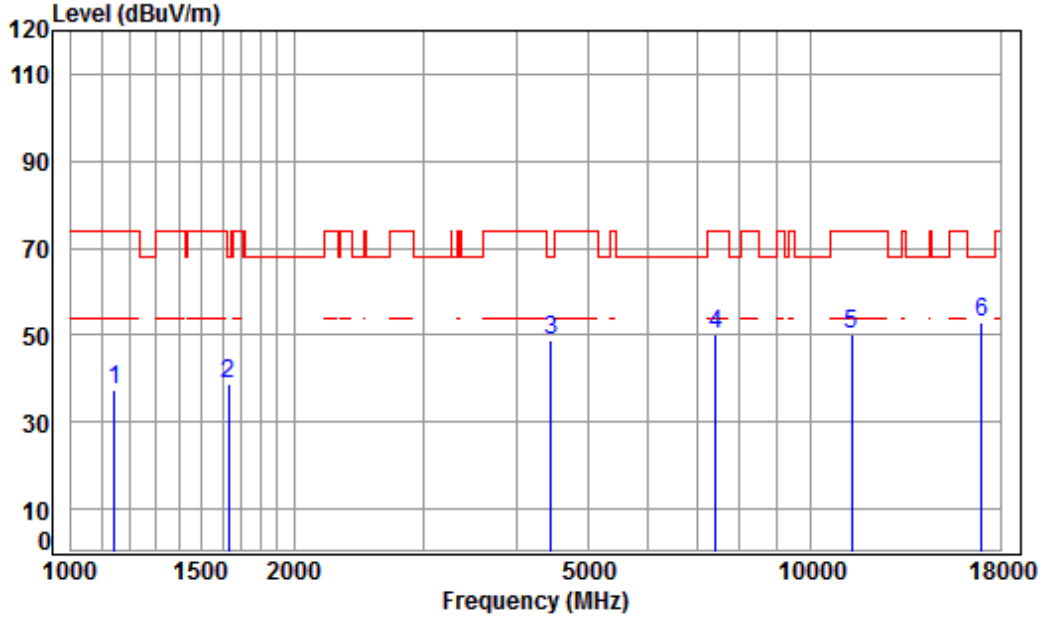
	Freq	Cable Loss	Ant Factor	Preamp Factor	Read Level	Limit Level	Over Line	Limit	Remark
	MHz	dB	dB/m	dB	dBuV	dBuV/m	dBuV/m	dB	
1	1289.627	4.76	24.91	38.70	50.40	41.37	68.20	-26.83	peak
2	1634.543	5.31	26.40	38.70	46.19	39.20	68.20	-29.00	peak
3	4367.058	7.41	33.60	38.14	45.87	48.74	74.00	-25.26	peak
4	7200.309	10.08	36.42	38.22	43.07	51.35	68.20	-16.85	peak
5	11340.000	11.98	37.97	36.50	37.33	50.78	74.00	-23.22	peak
6	pp17010.000	16.69	42.81	38.20	30.32	51.62	68.20	-16.58	peak



SGS-CSTC Standards Technical Services Co., Ltd.
Shenzhen Branch

Report No.: SZEM180100021802
 Page: 226 of 818

Test mode:	802.11n(HT40)	Frequency(MHz):	5670	Peak	Horizontal
------------	---------------	-----------------	------	------	------------



Condition: 3m HORIZONTAL

Job No : 0217RG

Mode : 5670 TX RSE

: Ant 2 5G WIFI 11N(40) CH134

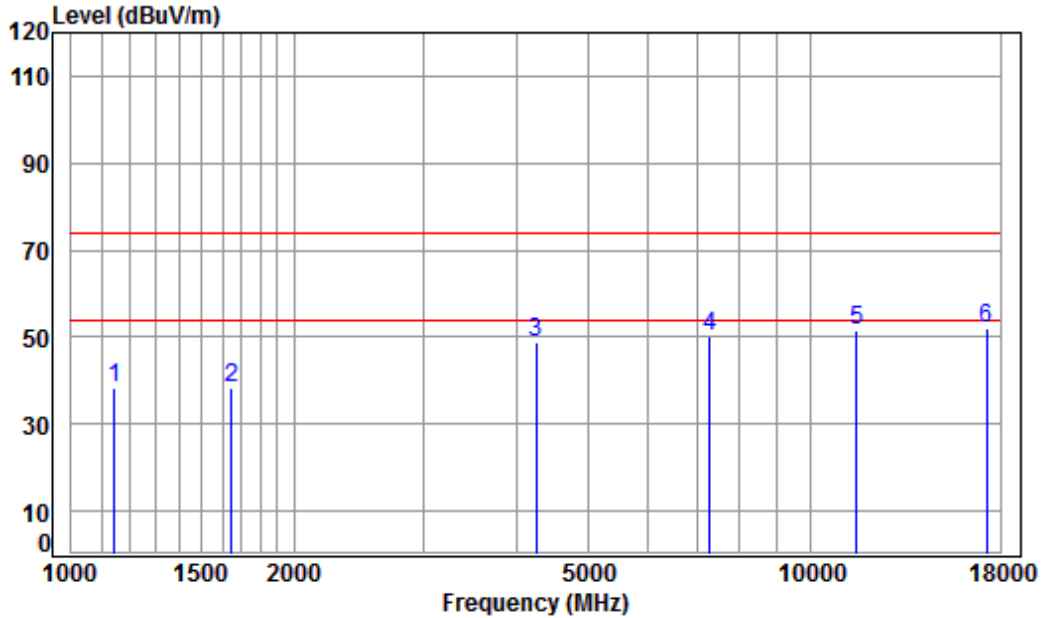
	Freq	Cable Loss	Ant Factor	Preamp Factor	Read Level	Limit Level	Limit Line	Over Limit	Remark
	MHz	dB	dB/m	dB	dBuV	dBuV/m	dBuV/m	dB	
1	1145.507	4.20	24.20	38.70	47.91	37.61	74.00	-36.39	peak
2	1634.543	5.31	26.40	38.70	45.59	38.60	68.20	-29.60	peak
3	4456.315	7.51	33.60	38.15	45.77	48.73	68.20	-19.47	peak
4	7432.914	10.02	36.33	38.24	42.16	50.27	74.00	-23.73	peak
5	11340.000	11.98	37.97	36.50	36.89	50.34	74.00	-23.66	peak
6	pp17010.000	16.69	42.81	38.20	31.52	52.82	68.20	-15.38	peak



SGS-CSTC Standards Technical Services Co., Ltd.
Shenzhen Branch

Report No.: SZEM180100021802
 Page: 227 of 818

Test mode:	802.11n(HT40)	Frequency(MHz):	5755	Peak	Vertical
------------	---------------	-----------------	------	------	----------



Condition: 3m VERTICAL

Job No : 0217RG

Mode : 5755 TX RSE

: Ant 2 5G WIFI 11N(40) CH151

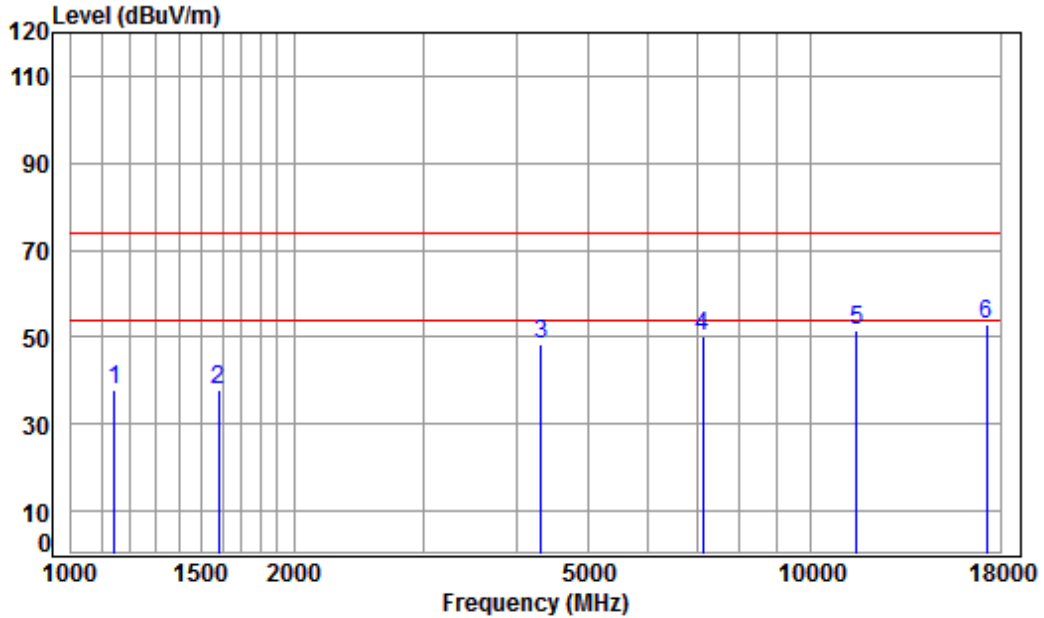
	Freq	Cable Loss	Ant Factor	Preamp Factor	Read Level	Level	Limit Line	Over Limit	Remark
	MHz	dB	dB/m	dB	dBuV	dBuV/m	dBuV/m	dB	
1	1145.507	4.20	24.20	38.70	48.74	38.44	74.00	-35.56	peak
2	1648.778	5.29	26.46	38.70	45.49	38.54	74.00	-35.46	peak
3	4242.641	7.27	33.60	38.13	45.89	48.63	74.00	-25.37	peak
4	7284.038	10.06	36.38	38.23	41.77	49.98	74.00	-24.02	peak
5	11510.000	12.14	38.11	36.56	37.66	51.35	74.00	-22.65	peak
6	pp17265.000	16.12	43.12	38.12	30.95	52.07	74.00	-21.93	peak



SGS-CSTC Standards Technical Services Co., Ltd.
Shenzhen Branch

Report No.: SZEM180100021802
 Page: 228 of 818

Test mode:	802.11n(HT40)	Frequency(MHz):	5755	Peak	Horizontal
------------	---------------	-----------------	------	------	------------



Condition: 3m HORIZONTAL

Job No : 0217RG

Mode : 5755 TX RSE

: Ant 2 5G WIFI 11N(40) CH151

	Freq	Cable Loss	Ant Factor	Preamp Factor	Read Level	Level	Limit Line	Over Limit	Remark
	MHz	dB	dB/m	dB	dBuV	dBuV/m	dBuV/m	dB	
1	1145.507	4.20	24.20	38.70	48.05	37.75	74.00	-36.25	peak
2	1583.392	5.37	26.18	38.70	45.13	37.98	74.00	-36.02	peak
3	4316.859	7.36	33.60	38.13	45.55	48.38	74.00	-25.62	peak
4	7138.144	10.09	36.44	38.21	41.69	50.01	74.00	-23.99	peak
5	11510.000	12.14	38.11	36.56	37.90	51.59	74.00	-22.41	peak
6	pp17265.000	16.12	43.12	38.12	31.94	53.06	74.00	-20.94	peak

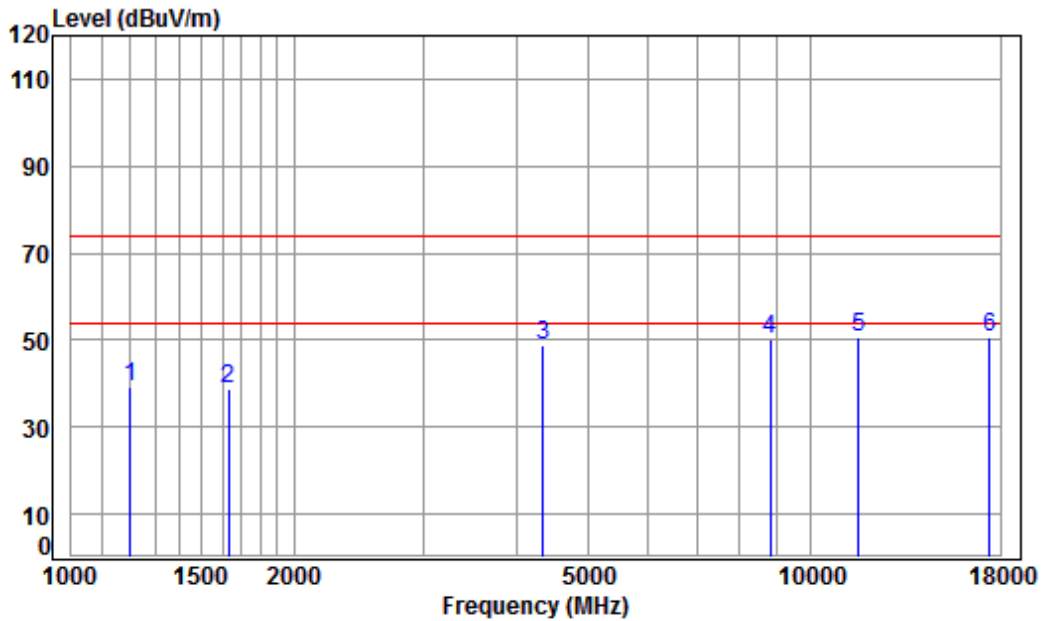


SGS-CSTC Standards Technical Services Co., Ltd. Shenzhen Branch

Report No.: SZEM180100021802

Page: 229 of 818

Test mode:	802.11n(HT40)	Frequency(MHz):	5795	Peak	Vertical
------------	---------------	-----------------	------	------	----------



Condition: 3m VERTICAL

Job No : 0217RG

Mode : 5795 TX RSE

: Ant 2 5G WIFI 11N(40) CH159

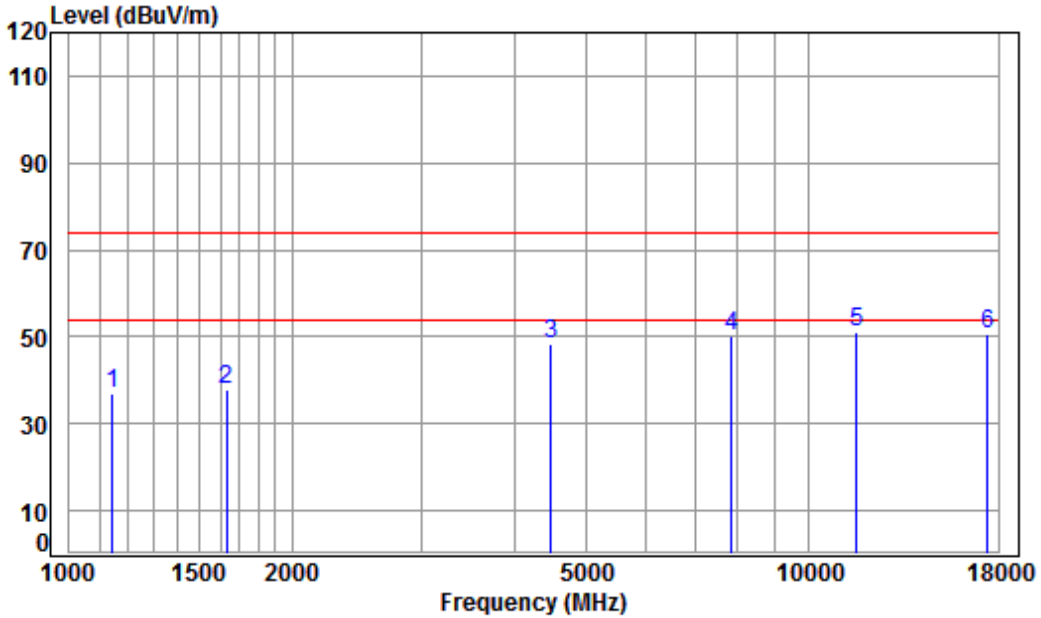
	Freq	Cable Loss	Ant Factor	Preamp Factor	Read Level	Level	Limit Line	Over Limit	Remark
	MHz	dB	dB/m	dB	dBuV	dBuV/m	dBuV/m	dB	
1	1203.199	4.43	24.49	38.70	48.88	39.10	74.00	-34.90	peak
2	1634.543	5.31	26.40	38.70	45.66	38.67	74.00	-35.33	peak
3	4341.886	7.38	33.60	38.14	45.91	48.75	74.00	-25.25	peak
4	8814.957	10.35	36.38	38.22	41.89	50.40	74.00	-23.60	peak
5	11590.000	12.17	38.19	36.58	36.79	50.57	74.00	-23.43	peak
6	pp17385.000	15.85	43.26	38.08	29.55	50.58	74.00	-23.42	peak



SGS-CSTC Standards Technical Services Co., Ltd.
Shenzhen Branch

Report No.: SZEM180100021802
 Page: 230 of 818

Test mode:	802.11n(HT40)	Frequency(MHz):	5795	Peak	Horizontal
------------	---------------	-----------------	------	------	------------



Condition: 3m HORIZONTAL

Job No : 0217RG

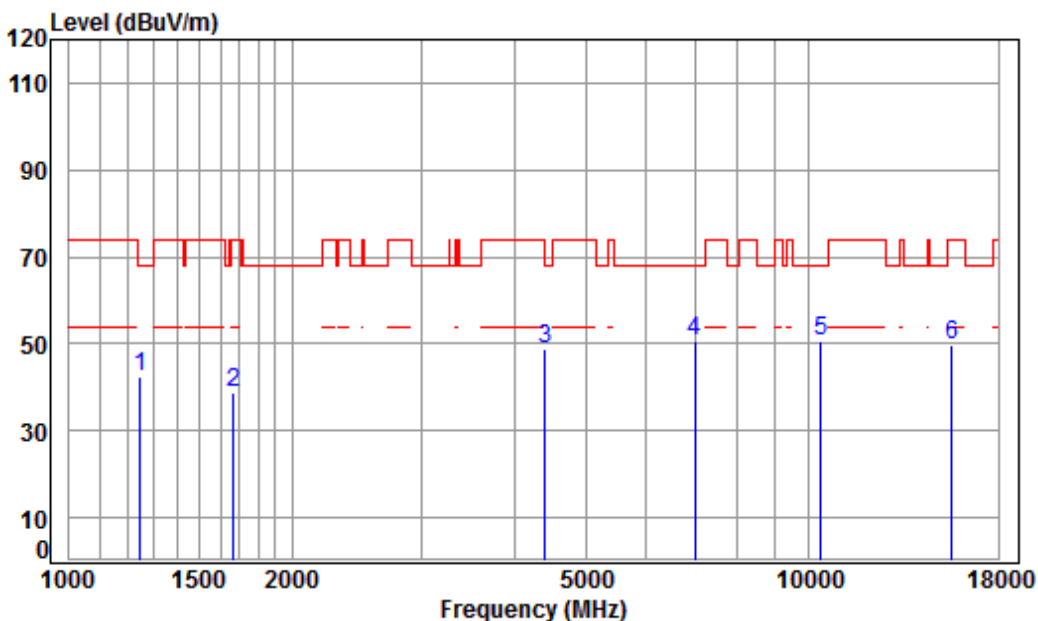
Mode : 5795 TX RSE

: Ant 2 5G WIFI 11N(40) CH159

	Freq	Cable Loss	Ant Factor	Preamp Factor	Read Level	Level	Limit Line	Over Limit	Remark
	MHz	dB	dB/m	dB	dBuV	dBuV/m	dBuV/m	dB	
1	1145.507	4.20	24.20	38.70	47.45	37.15	74.00	-36.85	peak
2	1629.825	5.31	26.38	38.70	45.11	38.10	74.00	-35.90	peak
3	4482.150	7.54	33.60	38.15	45.60	48.59	74.00	-25.41	peak
4	7852.524	9.96	36.51	38.29	42.15	50.33	74.00	-23.67	peak
5	pp11590.000	12.17	38.19	36.58	37.17	50.95	74.00	-23.05	peak
6	17385.000	15.85	43.26	38.08	29.65	50.68	74.00	-23.32	peak



Test mode:	802.11ac(HT40)	Frequency(MHz):	5190	Peak	Vertical
------------	----------------	-----------------	------	------	----------



Condition: 3m VERTICAL

Job No : 0217RG

Mode : 5190 TX RSE

: Ant 2 5G WIFI 11AC(40) CH38

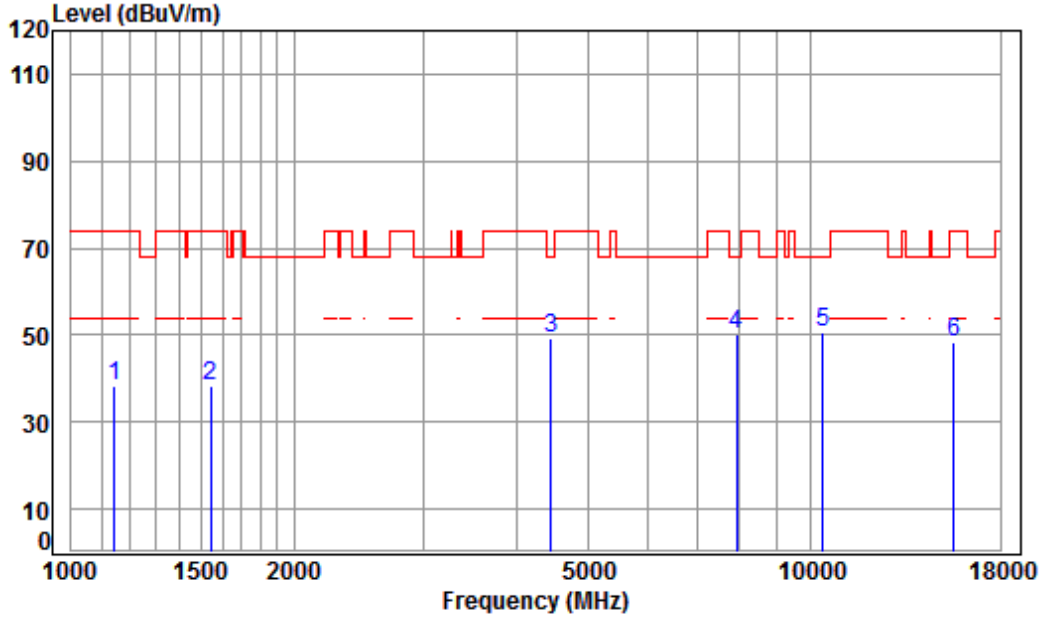
	Freq	Cable Loss	Ant Factor	Preamp Factor	Read Level	Limit Level	Over Line	Limit	Remark
	MHz	dB	dB/m	dB	dBuV	dBuV/m	dBuV/m	dB	
1	1249.269	4.61	24.72	38.70	51.90	42.53	68.20	-25.67	peak
2	1667.951	5.27	26.54	38.70	45.84	38.95	74.00	-35.05	peak
3	4392.376	7.44	33.60	38.14	45.74	48.64	74.00	-25.36	peak
4 pp	7015.420	10.13	36.49	38.20	42.07	50.49	68.20	-17.71	peak
5	10380.000	11.21	37.22	36.34	38.35	50.44	68.20	-17.76	peak
6	15570.000	14.35	41.37	38.10	32.05	49.67	74.00	-24.33	peak



SGS-CSTC Standards Technical Services Co., Ltd.
Shenzhen Branch

Report No.: SZEM180100021802
 Page: 232 of 818

Test mode:	802.11ac(HT40)	Frequency(MHz):	5190	Peak	Horizontal
------------	----------------	-----------------	------	------	------------



Condition: 3m HORIZONTAL

Job No : 0217RG

Mode : 5190 TX RSE

: Ant 2 5G WIFI 11AC(40) CH38

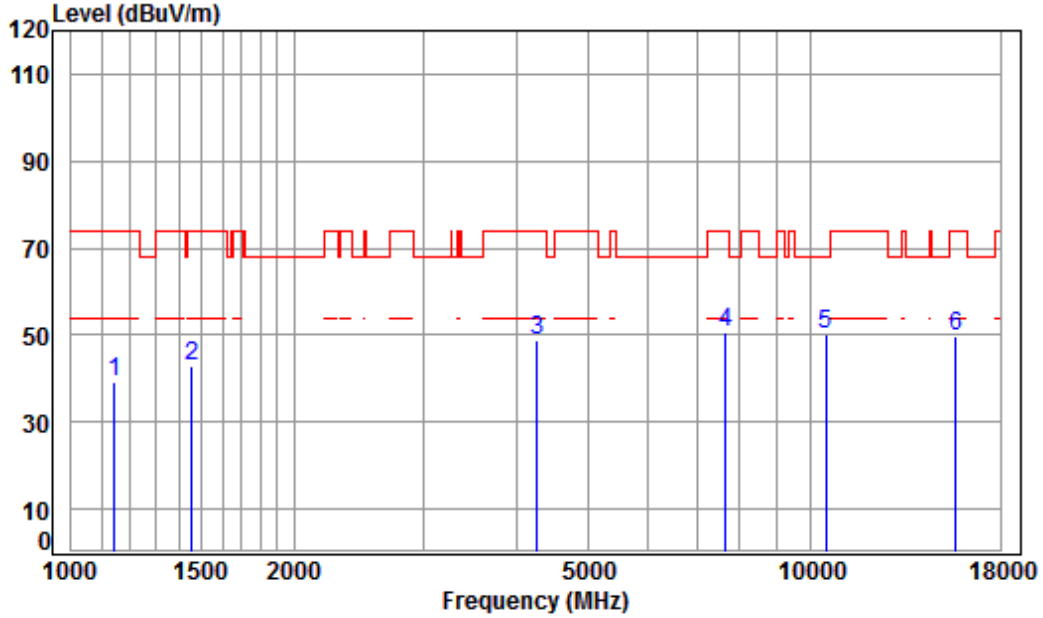
	Freq	Cable Loss	Ant Factor	Preamp Factor	Read Level	Limit Level	Over Line	Limit	Remark
	MHz	dB	dB/m	dB	dBuV	dBuV/m	dBuV/m	dB	
1	1145.507	4.20	24.20	38.70	48.81	38.51	74.00	-35.49	peak
2	1542.733	5.42	26.00	38.70	45.48	38.20	74.00	-35.80	peak
3	4456.315	7.51	33.60	38.15	46.45	49.41	68.20	-18.79	peak
4	7920.911	9.96	36.55	38.29	42.11	50.33	68.20	-17.87	peak
5	pp10380.000	11.21	37.22	36.34	38.78	50.87	68.20	-17.33	peak
6	15570.000	14.35	41.37	38.10	30.95	48.57	74.00	-25.43	peak



SGS-CSTC Standards Technical Services Co., Ltd.
Shenzhen Branch

Report No.: SZEM180100021802
 Page: 233 of 818

Test mode:	802.11ac(HT40)	Frequency(MHz):	5230	Peak	Vertical
------------	----------------	-----------------	------	------	----------



Condition: 3m VERTICAL

Job No : 0217RG

Mode : 5230 TX RSE

: Ant 2 5G WIFI 11AC(40) CH46

	Freq	Cable Loss	Ant Factor	Preamp Factor	Read Level	Limit Level	Over Line	Over Limit	Remark
	MHz	dB	dB/m	dB	dBuV	dBuV/m	dBuV/m	dB	
1	1145.507	4.20	24.20	38.70	49.44	39.14	74.00	-34.86	peak
2	1456.081	5.34	25.62	38.70	50.82	43.08	74.00	-30.92	peak
3	4267.237	7.30	33.60	38.13	45.93	48.70	74.00	-25.30	peak
4	7650.888	9.98	36.39	38.27	42.43	50.53	74.00	-23.47	peak
5	pp10460.000	11.26	37.14	36.35	38.29	50.34	68.20	-17.86	peak
6	15690.000	14.53	41.32	38.01	31.81	49.65	74.00	-24.35	peak

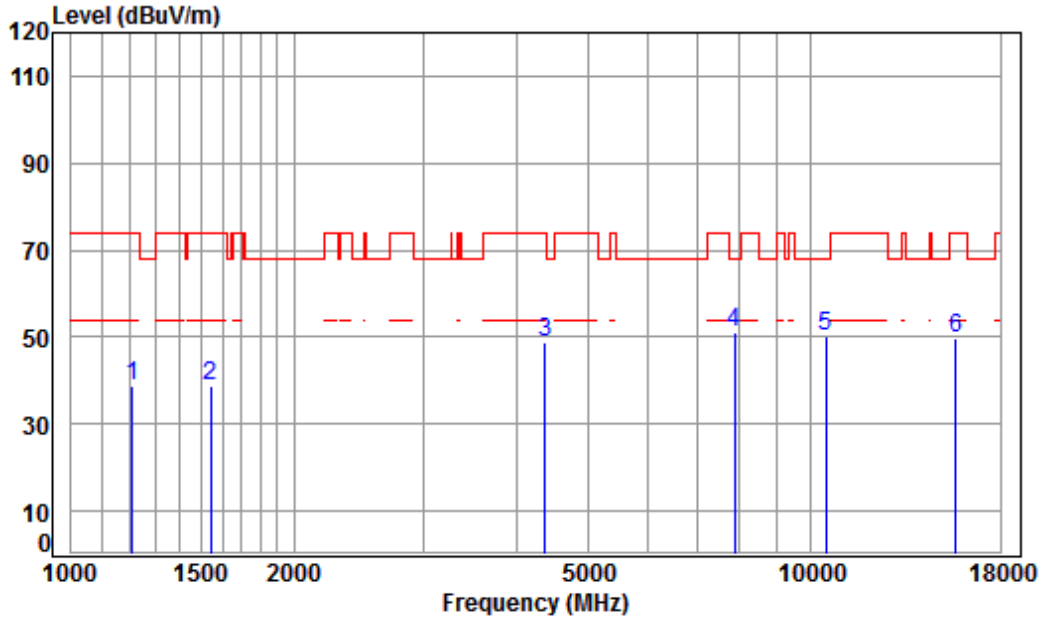


SGS-CSTC Standards Technical Services Co., Ltd.
Shenzhen Branch

Report No.: SZEM180100021802

Page: 234 of 818

Test mode:	802.11ac(HT40)	Frequency(MHz):	5230	Peak	Horizontal
------------	----------------	-----------------	------	------	------------



Condition: 3m HORIZONTAL

Job No : 0217RG

Mode : 5230 TX RSE

: Ant 2 5G WIFI 11AC(40) CH46

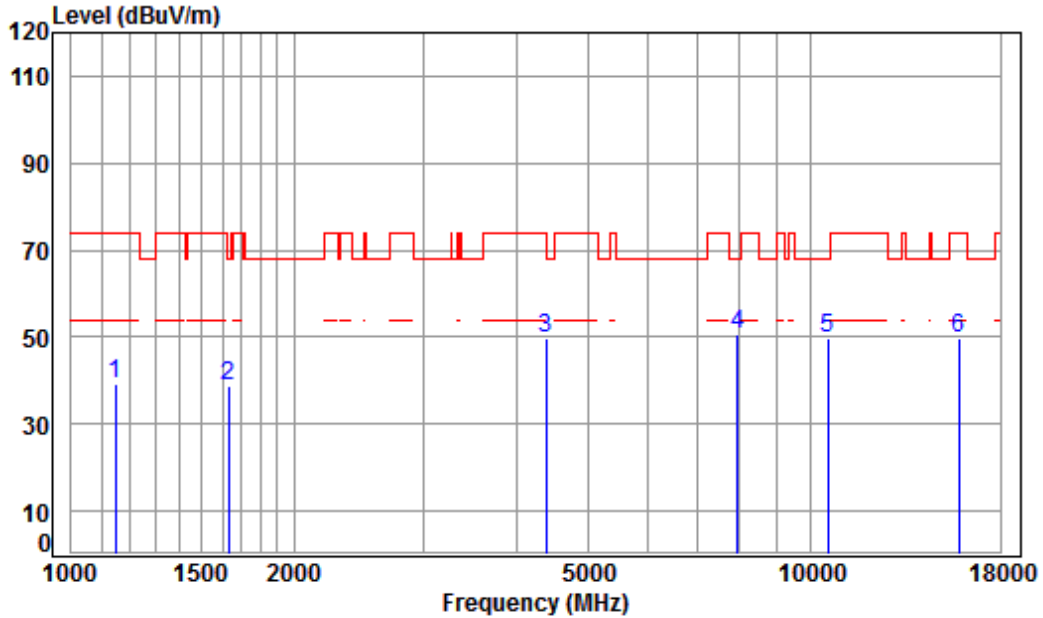
	Freq	Cable Loss	Ant Factor	Preamp Factor	Read Level	Limit Level	Limit Line	Over Limit	Remark
	MHz	dB	dB/m	dB	dBuV	dBuV/m	dBuV/m	dB	
1	1210.174	4.46	24.53	38.70	48.35	38.64	74.00	-35.36	peak
2	1542.733	5.42	26.00	38.70	46.22	38.94	74.00	-35.06	peak
3	4367.058	7.41	33.60	38.14	46.13	49.00	74.00	-25.00	peak
4	pp 7875.254	9.96	36.53	38.29	42.79	50.99	68.20	-17.21	peak
5	10460.000	11.26	37.14	36.35	38.10	50.15	68.20	-18.05	peak
6	15690.000	14.53	41.32	38.01	31.70	49.54	74.00	-24.46	peak



SGS-CSTC Standards Technical Services Co., Ltd.
Shenzhen Branch

Report No.: SZEM180100021802
 Page: 235 of 818

Test mode:	802.11ac(HT40)	Frequency(MHz):	5270	Peak	Vertical
------------	----------------	-----------------	------	------	----------



Condition: 3m VERTICAL

Job No : 0217RG

Mode : 5270 TX RSE

: Ant 2 5G WIFI 11AC(40) CH54

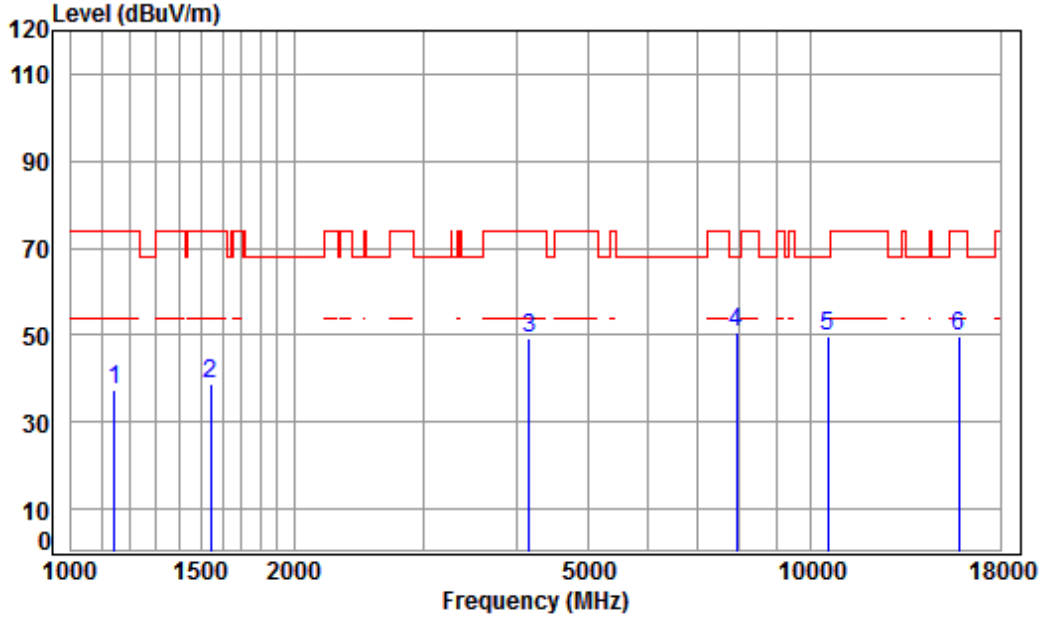
	Freq	Cable Loss	Ant Factor	Preamp Factor	Read Level	Limit Level	Limit Line	Over Limit	Remark
	MHz	dB	dB/m	dB	dBuV	dBuV/m	dBuV/m	dB	
1	1148.823	4.21	24.22	38.70	49.34	39.07	74.00	-34.93	peak
2	1634.543	5.31	26.40	38.70	45.55	38.56	68.20	-29.64	peak
3	4379.699	7.43	33.60	38.14	47.00	49.89	74.00	-24.11	peak
4 pp	7943.838	9.96	36.57	38.29	42.20	50.44	68.20	-17.76	peak
5	10540.000	11.32	37.15	36.36	37.85	49.96	68.20	-18.24	peak
6	15810.000	14.71	41.28	37.93	31.69	49.75	74.00	-24.25	peak



SGS-CSTC Standards Technical Services Co., Ltd.
Shenzhen Branch

Report No.: SZEM180100021802
 Page: 236 of 818

Test mode:	802.11ac(HT40)	Frequency(MHz):	5270	Peak	Horizontal
------------	----------------	-----------------	------	------	------------



Condition: 3m HORIZONTAL

Job No : 0217RG

Mode : 5270 TX RSE

: Ant 2 5G WIFI 11AC(40) CH54

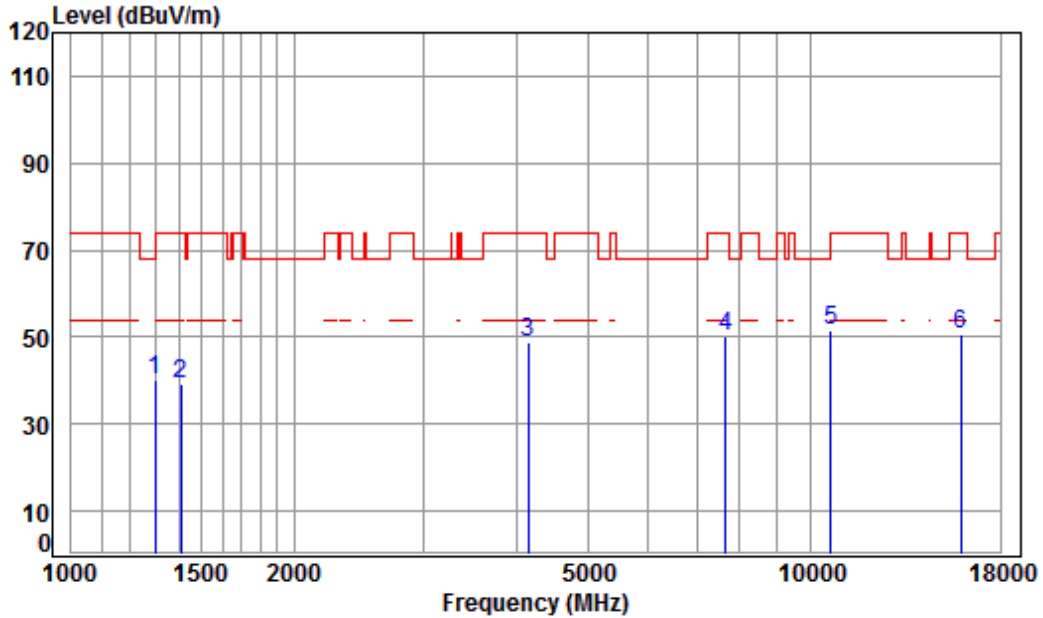
	Freq	Cable Loss	Ant Factor	Preamp Factor	Read Level	Limit Level	Over Line	Limit	Remark
	MHz	dB	dB/m	dB	dBuV	dBuV/m	dBuV/m	dB	
1	1145.507	4.20	24.20	38.70	47.79	37.49	74.00	-36.51	peak
2	1542.733	5.42	26.00	38.70	45.94	38.66	74.00	-35.34	peak
3	4157.664	7.17	33.60	38.12	46.67	49.32	74.00	-24.68	peak
4	7920.911	9.96	36.55	38.29	42.51	50.73	68.20	-17.47	peak
5	10540.000	11.32	37.15	36.36	37.81	49.92	68.20	-18.28	peak
6	15810.000	14.71	41.28	37.93	31.49	49.55	74.00	-24.45	peak



SGS-CSTC Standards Technical Services Co., Ltd.
Shenzhen Branch

Report No.: SZEM180100021802
 Page: 237 of 818

Test mode:	802.11ac(HT40)	Frequency(MHz):	5310	Peak	Vertical
------------	----------------	-----------------	------	------	----------



Condition: 3m VERTICAL

Job No : 0217RG

Mode : 5310 TX RSE

: Ant 2 5G WIFI 11AC(40) CH62

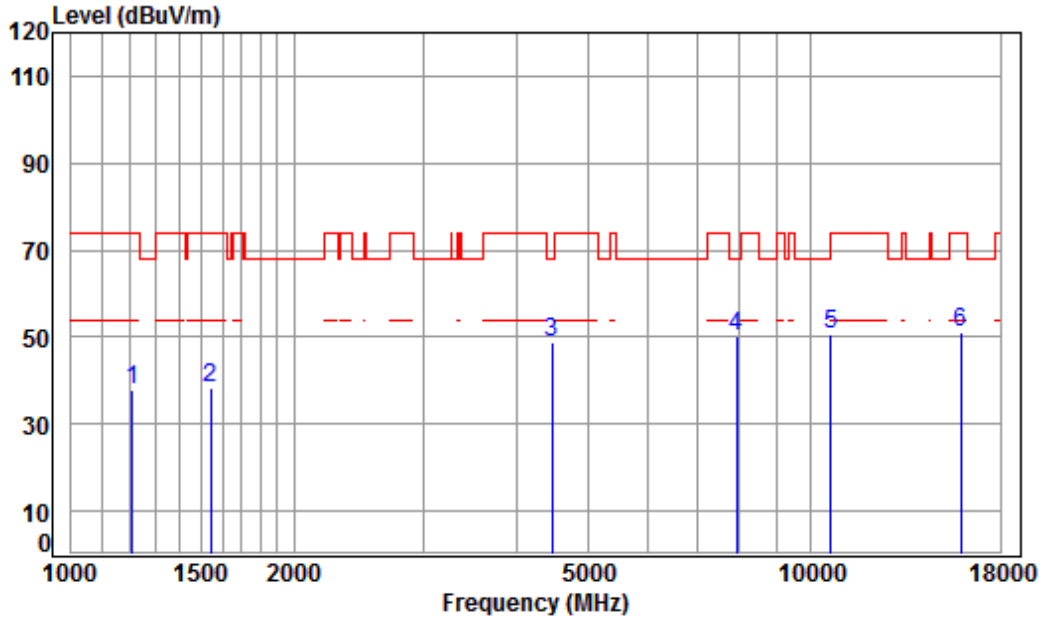
	Freq	Cable Loss	Ant Factor	Preamp Factor	Read Level	Limit Level	Limit Line	Over Limit	Remark
	MHz	dB	dB/m	dB	dBuV	dBuV/m	dBuV/m	dB	
1	1297.103	4.79	24.94	38.70	49.01	40.04	68.20	-28.16	peak
2	1406.443	5.17	25.42	38.70	47.36	39.25	74.00	-34.75	peak
3	4145.664	7.16	33.60	38.12	46.34	48.98	74.00	-25.02	peak
4	7650.888	9.98	36.39	38.27	42.04	50.14	74.00	-23.86	peak
5	pp10620.000	11.37	37.25	36.36	39.15	51.41	74.00	-22.59	peak
6	15930.000	14.89	41.23	37.85	32.23	50.50	74.00	-23.50	peak



SGS-CSTC Standards Technical Services Co., Ltd.
Shenzhen Branch

Report No.: SZEM180100021802
 Page: 238 of 818

Test mode:	802.11ac(HT40)	Frequency(MHz):	5310	Peak	Horizontal
------------	----------------	-----------------	------	------	------------



Condition: 3m HORIZONTAL

Job No : 0217RG

Mode : 5310 TX RSE

: Ant 2 5G WIFI 11AC(40) CH62

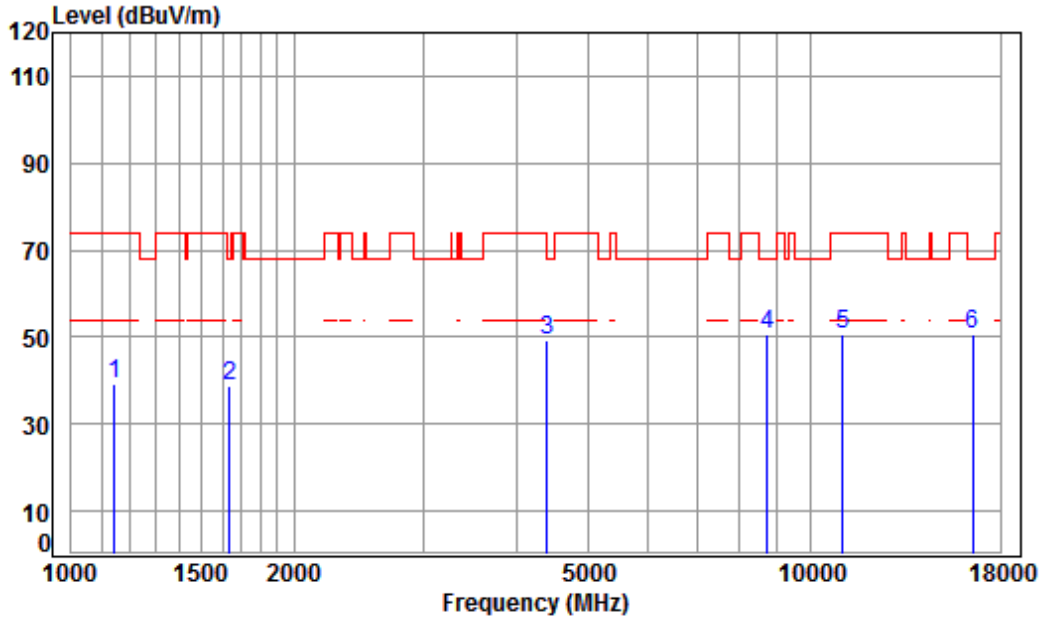
	Freq	Cable Loss	Ant Factor	Preamp Factor	Read Level	Limit Level	Limit Line	Over Limit	Remark
	MHz	dB	dB/m	dB	dBuV	dBuV/m	dBuV/m	dB	
1	1210.174	4.46	24.53	38.70	47.71	38.00	74.00	-36.00	peak
2	1542.733	5.42	26.00	38.70	45.60	38.32	74.00	-35.68	peak
3	4469.214	7.53	33.60	38.15	46.00	48.98	68.20	-19.22	peak
4	pp 7920.911	9.96	36.55	38.29	41.94	50.16	68.20	-18.04	peak
5	10620.000	11.37	37.25	36.36	38.61	50.87	74.00	-23.13	peak
6	15930.000	14.89	41.23	37.85	32.65	50.92	74.00	-23.08	peak



SGS-CSTC Standards Technical Services Co., Ltd.
Shenzhen Branch

Report No.: SZEM180100021802
 Page: 239 of 818

Test mode:	802.11ac(HT40)	Frequency(MHz):	5510	Peak	Vertical
------------	----------------	-----------------	------	------	----------



Condition: 3m VERTICAL

Job No : 0217RG

Mode : 5510 TX RSE

: Ant 2 5G WIFI 11AC(40) CH102

	Freq	Cable Loss	Ant Factor	Preamp Factor	Read Level	Limit Level	Over Line	Over Limit	Remark
	MHz	dB	dB/m	dB	dBuV	dBuV/m	dBuV/m	dB	
1	1145.507	4.20	24.20	38.70	49.32	39.02	74.00	-34.98	peak
2	1639.274	5.30	26.42	38.70	45.77	38.79	68.20	-29.41	peak
3	4392.376	7.44	33.60	38.14	46.17	49.07	74.00	-24.93	peak
4	8713.630	10.33	36.26	38.23	42.10	50.46	68.20	-17.74	peak
5	11020.000	11.65	37.72	36.41	37.59	50.55	74.00	-23.45	peak
6	pp16530.000	14.63	42.71	38.02	31.20	50.52	68.20	-17.68	peak

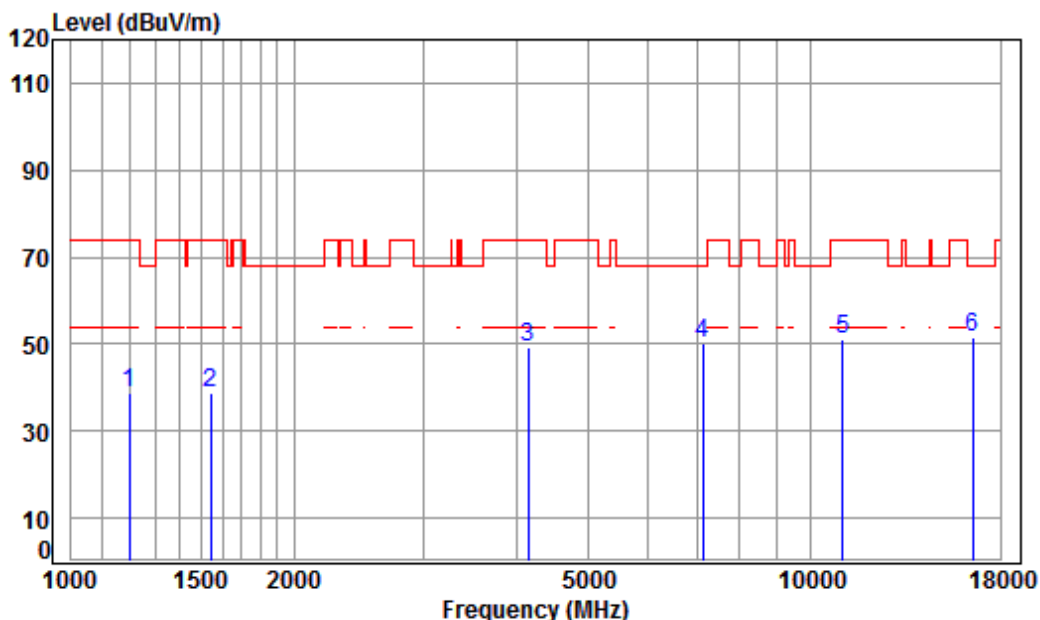


SGS-CSTC Standards Technical Services Co., Ltd. Shenzhen Branch

Report No.: SZEM180100021802

Page: 240 of 818

Test mode:	802.11ac(HT40)	Frequency(MHz):	5510	Peak	Horizontal
------------	----------------	-----------------	------	------	------------



Condition: 3m HORIZONTAL

Job No : 0217RG

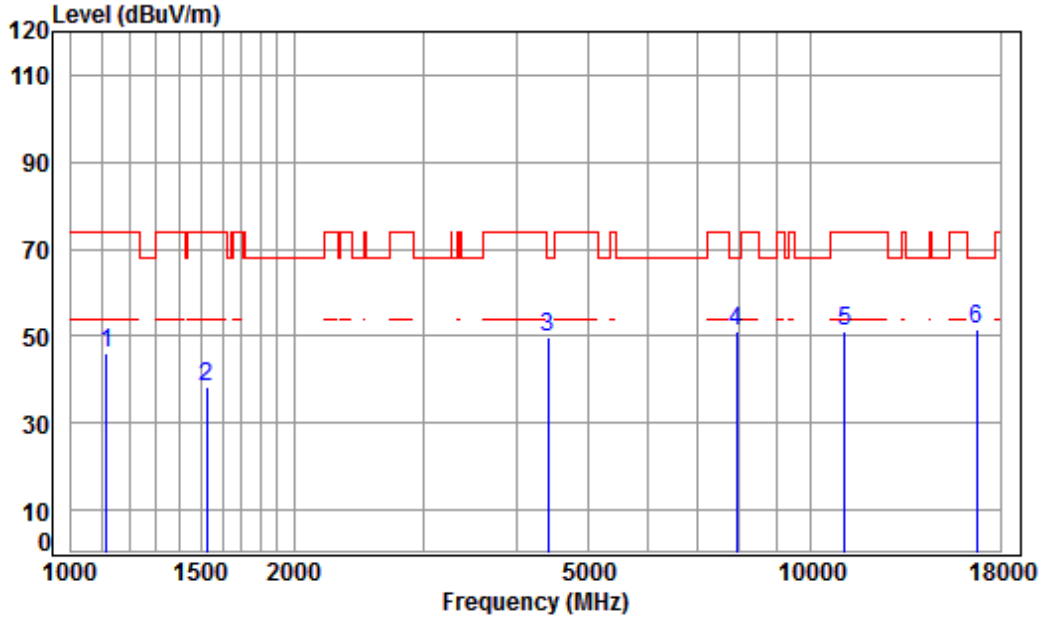
Mode : 5510 TX RSE

: Ant 2 5G WIFI 11AC(40) CH102

	Freq	Cable Loss	Ant Factor	Preamp Factor	Read Level	Limit Level	Over Line	Limit Remark
	MHz	dB	dB/m	dB	dBuV	dBuV/m	dBuV/m	dB
1	1199.726	4.42	24.48	38.70	48.58	38.78	74.00	-35.22 peak
2	1542.733	5.42	26.00	38.70	46.15	38.87	74.00	-35.13 peak
3	4145.664	7.16	33.60	38.12	46.49	49.13	74.00	-24.87 peak
4	7138.144	10.09	36.44	38.21	41.96	50.28	68.20	-17.92 peak
5	11020.000	11.65	37.72	36.41	38.01	50.97	74.00	-23.03 peak
6	pp16530.000	14.63	42.71	38.02	32.45	51.77	68.20	-16.43 peak



Test mode:	802.11ac(HT40)	Frequency(MHz):	5550	Peak	Vertical
------------	----------------	-----------------	------	------	----------



Condition: 3m VERTICAL

Job No : 0217RG

Mode : 5550 TX RSE

: Ant 2 5G WIFI 11AC(40) CH110

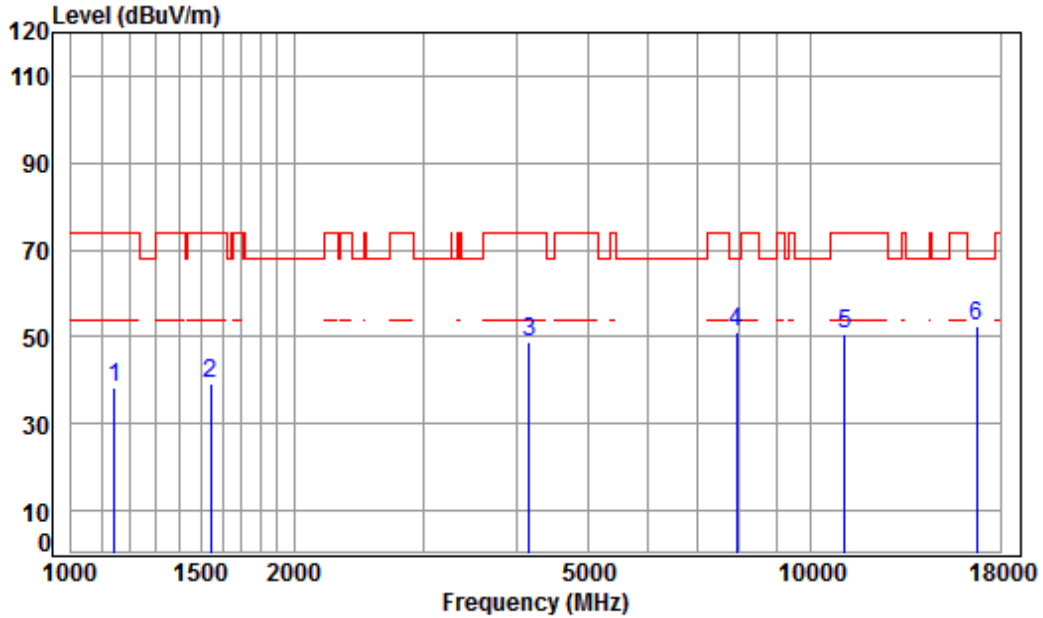
	Cable	Ant	Preamp	Read	Limit	Over		
Freq	Loss	Factor	Factor	Level	Level	Line	Limit	Remark
MHz	dB	dB/m	dB	dBuV	dBuV/m	dBuV/m	dB	
1	1116.093	4.07	24.05	38.70	56.62	46.04	74.00	-27.96 peak
2	1525.000	5.45	25.91	38.70	45.51	38.17	74.00	-35.83 peak
3	4405.090	7.46	33.60	38.14	46.74	49.66	68.20	-18.54 peak
4	7920.911	9.96	36.55	38.29	43.02	51.24	68.20	-16.96 peak
5	11100.000	11.73	37.78	36.43	37.98	51.06	74.00	-22.94 peak
6	pp16740.000	15.57	42.75	38.10	31.36	51.58	68.20	-16.62 peak



SGS-CSTC Standards Technical Services Co., Ltd.
Shenzhen Branch

Report No.: SZEM180100021802
 Page: 242 of 818

Test mode:	802.11ac(HT40)	Frequency(MHz):	5550	Peak	Horizontal
------------	----------------	-----------------	------	------	------------



Condition: 3m HORIZONTAL

Job No : 0217RG

Mode : 5550 TX RSE

: Ant 2 5G WIFI 11AC(40) CH110

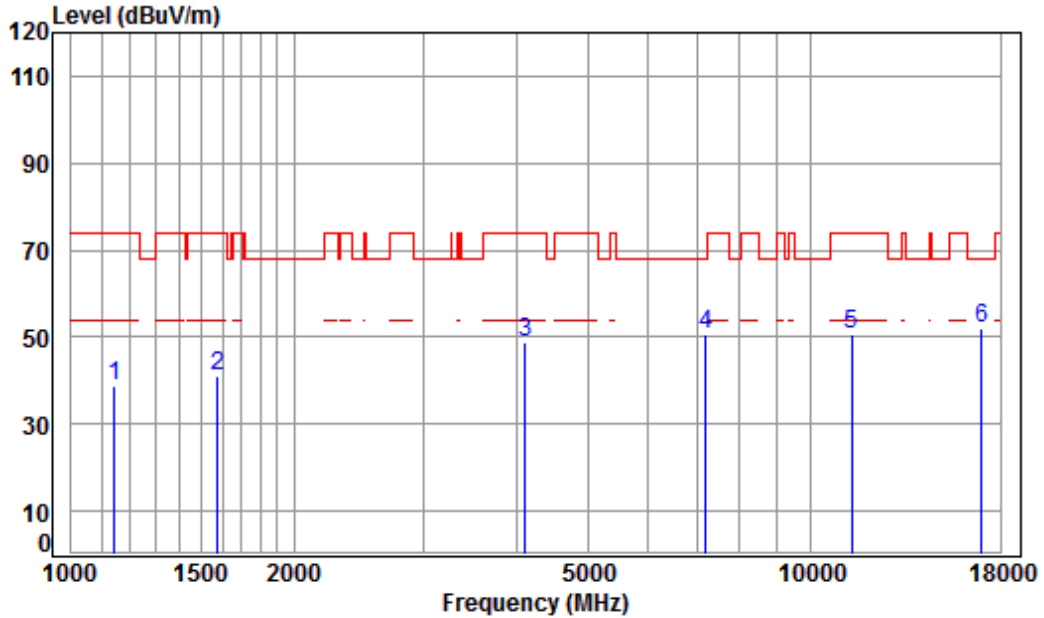
	Freq	Cable Loss	Ant Factor	Preamp Factor	Read Level	Limit Level	Over Line	Over Limit	Remark
	MHz	dB	dB/m	dB	dBuV	dBuV/m	dBuV/m	dB	
1	1145.507	4.20	24.20	38.70	48.48	38.18	74.00	-35.82	peak
2	1542.733	5.42	26.00	38.70	46.69	39.41	74.00	-34.59	peak
3	4157.664	7.17	33.60	38.12	46.09	48.74	74.00	-25.26	peak
4	7920.911	9.96	36.55	38.29	42.72	50.94	68.20	-17.26	peak
5	11100.000	11.73	37.78	36.43	37.70	50.78	74.00	-23.22	peak
6	pp16740.000	15.57	42.75	38.10	32.28	52.50	68.20	-15.70	peak



SGS-CSTC Standards Technical Services Co., Ltd.
Shenzhen Branch

Report No.: SZEM180100021802
 Page: 243 of 818

Test mode:	802.11ac(HT40)	Frequency(MHz):	5670	Peak	Vertical
------------	----------------	-----------------	------	------	----------



Condition: 3m VERTICAL

Job No : 0217RG

Mode : 5670 TX RSE

: Ant 2 5G WIFI 11AC(40) CH134

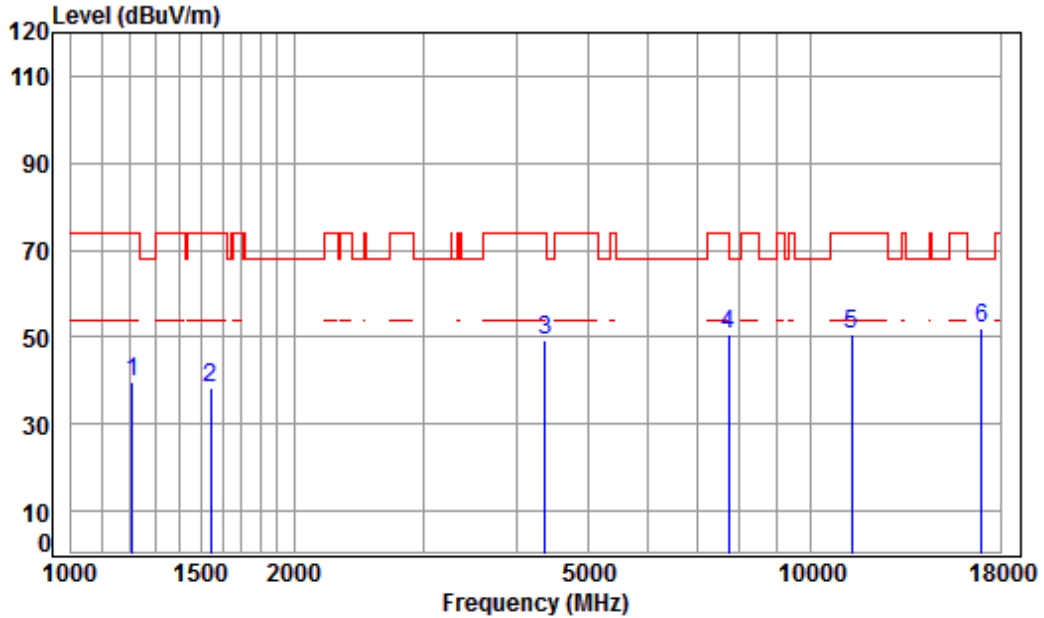
	Freq	Cable Loss	Ant Factor	Preamp Factor	Read Level	Limit Level	Limit Line	Over Limit	Remark
	MHz	dB	dB/m	dB	dBuV	dBuV/m	dBuV/m	dB	
1	1145.507	4.20	24.20	38.70	49.27	38.97	74.00	-35.03	peak
2	1578.822	5.38	26.16	38.70	48.33	41.17	74.00	-32.83	peak
3	4109.872	7.11	33.60	38.11	46.03	48.63	74.00	-25.37	peak
4	7200.309	10.08	36.42	38.22	42.43	50.71	68.20	-17.49	peak
5	11340.000	11.98	37.97	36.50	37.06	50.51	74.00	-23.49	peak
6	pp17010.000	16.69	42.81	38.20	30.90	52.20	68.20	-16.00	peak



SGS-CSTC Standards Technical Services Co., Ltd.
Shenzhen Branch

Report No.: SZEM180100021802
 Page: 244 of 818

Test mode:	802.11ac(HT40)	Frequency(MHz):	5670	Peak	Horizontal
------------	----------------	-----------------	------	------	------------



Condition: 3m HORIZONTAL

Job No : 0217RG

Mode : 5670 TX RSE

: Ant 2 5G WIFI 11AC(40) CH134

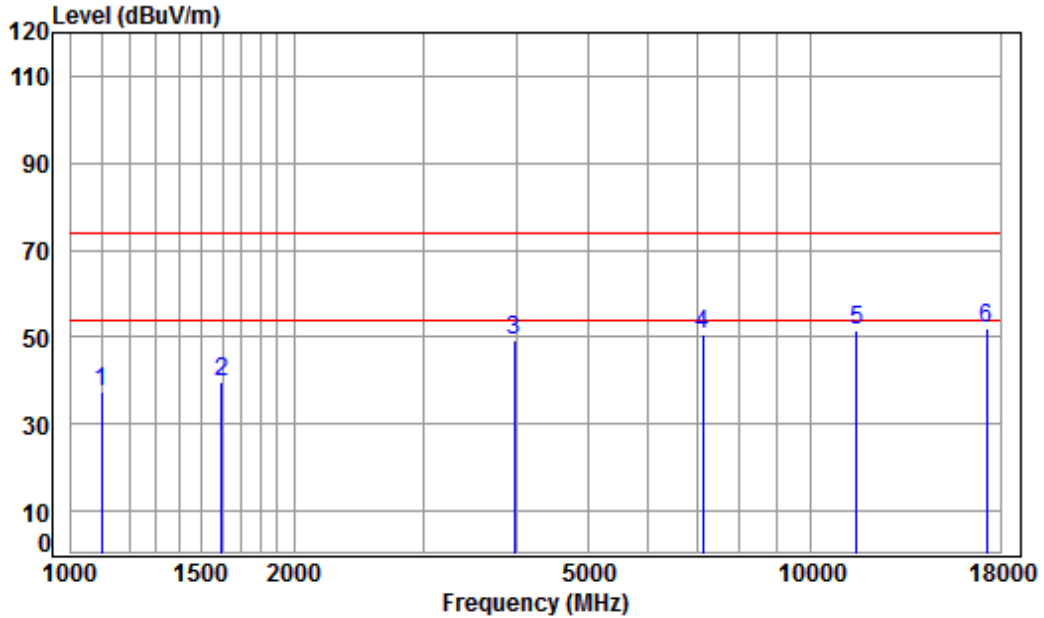
	Freq	Cable Loss	Ant Factor	Preamp Factor	Read Level	Limit Level	Limit Line	Over Limit	Remark
	MHz	dB	dB/m	dB	dBuV	dBuV/m	dBuV/m	dB	
1	1210.174	4.46	24.53	38.70	49.28	39.57	74.00	-34.43	peak
2	1542.733	5.42	26.00	38.70	45.61	38.33	74.00	-35.67	peak
3	4367.058	7.41	33.60	38.14	46.52	49.39	74.00	-24.61	peak
4	7739.857	9.98	36.45	38.28	42.59	50.74	74.00	-23.26	peak
5	11340.000	11.98	37.97	36.50	37.30	50.75	74.00	-23.25	peak
6	pp17010.000	16.69	42.81	38.20	30.81	52.11	68.20	-16.09	peak



SGS-CSTC Standards Technical Services Co., Ltd.
Shenzhen Branch

Report No.: SZEM180100021802
 Page: 245 of 818

Test mode:	802.11ac(HT40)	Frequency(MHz):	5755	Peak	Vertical
------------	----------------	-----------------	------	------	----------



Condition: 3m VERTICAL

Job No : 0217RG

Mode : 5755 TX RSE

: Ant 2 5G WIFI 11AC(40) CH151

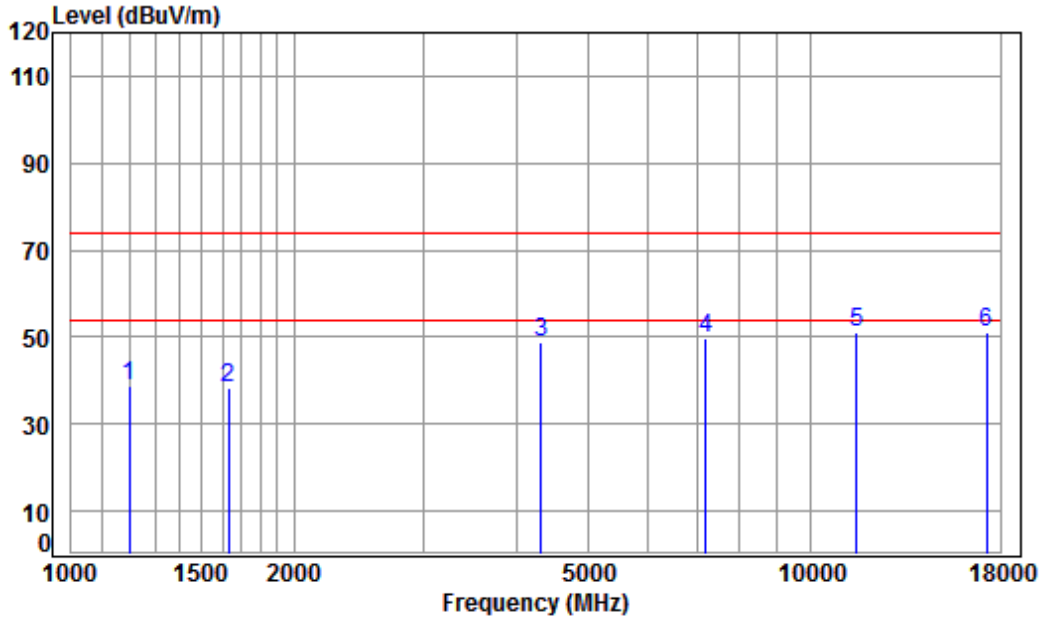
	Freq	Cable Loss	Ant Factor	Preamp Factor	Read Level	Limit Level	Limit Line	Over Limit	Remark
	MHz	dB	dB/m	dB	dBuV	dBuV/m	dBuV/m	dB	
1	1100.079	4.00	23.96	38.70	48.18	37.44	74.00	-36.56	peak
2	1597.181	5.35	26.24	38.70	46.95	39.84	74.00	-34.16	peak
3	3969.767	6.95	33.52	38.09	46.80	49.18	74.00	-24.82	peak
4	7138.144	10.09	36.44	38.21	42.33	50.65	74.00	-23.35	peak
5	11510.000	12.14	38.11	36.56	37.88	51.57	74.00	-22.43	peak
6	pp17265.000	16.12	43.12	38.12	30.98	52.10	74.00	-21.90	peak



SGS-CSTC Standards Technical Services Co., Ltd.
Shenzhen Branch

Report No.: SZEM180100021802
 Page: 246 of 818

Test mode:	802.11ac(HT40)	Frequency(MHz):	5755	Peak	Horizontal
------------	----------------	-----------------	------	------	------------



Condition: 3m HORIZONTAL

Job No : 0217RG

Mode : 5755 TX RSE

: Ant 2 5G WIFI 11AC(40) CH151

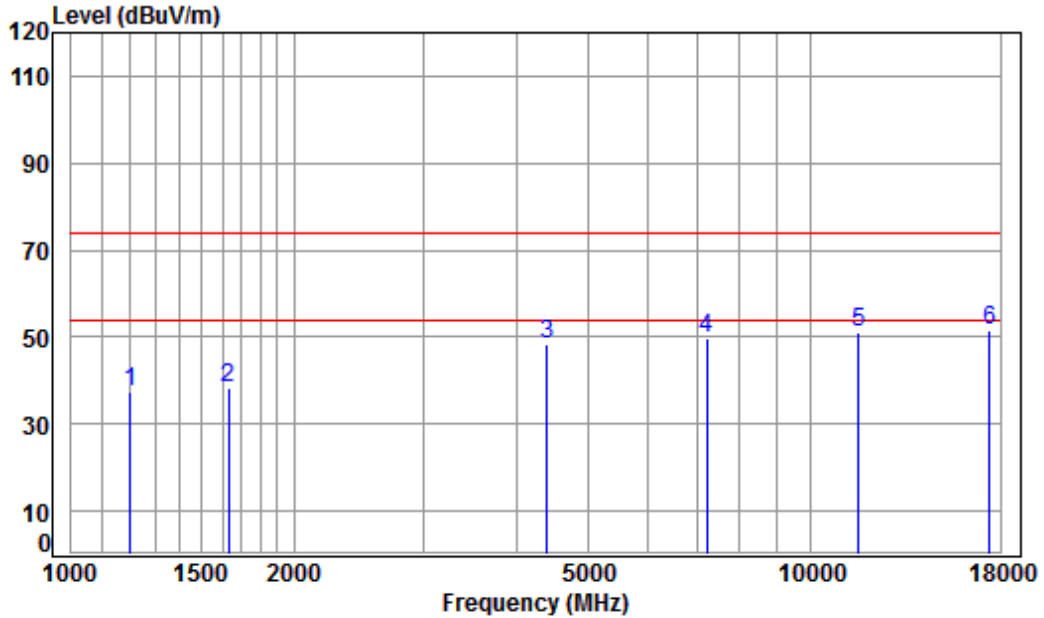
	Freq	Cable Loss	Ant Factor	Preamp Factor	Read Level	Limit Level	Over Line	Limit	Remark
	MHz	dB	dB/m	dB	dBuV	dBuV/m	dBuV/m	dB	
1	1199.726	4.42	24.48	38.70	48.70	38.90	74.00	-35.10	peak
2	1629.825	5.31	26.38	38.70	45.22	38.21	74.00	-35.79	peak
3	4316.859	7.36	33.60	38.13	46.13	48.96	74.00	-25.04	peak
4	7200.309	10.08	36.42	38.22	41.61	49.89	74.00	-24.11	peak
5	pp11510.000	12.14	38.11	36.56	37.52	51.21	74.00	-22.79	peak
6	17265.000	16.12	43.12	38.12	30.08	51.20	74.00	-22.80	peak



SGS-CSTC Standards Technical Services Co., Ltd.
Shenzhen Branch

Report No.: SZEM180100021802
 Page: 247 of 818

Test mode:	802.11ac(HT40)	Frequency(MHz):	5795	Peak	Vertical
------------	----------------	-----------------	------	------	----------



Condition: 3m VERTICAL

Job No : 0217RG

Mode : 5795 TX RSE

: Ant 2 5G WIFI 11AC(40) CH159

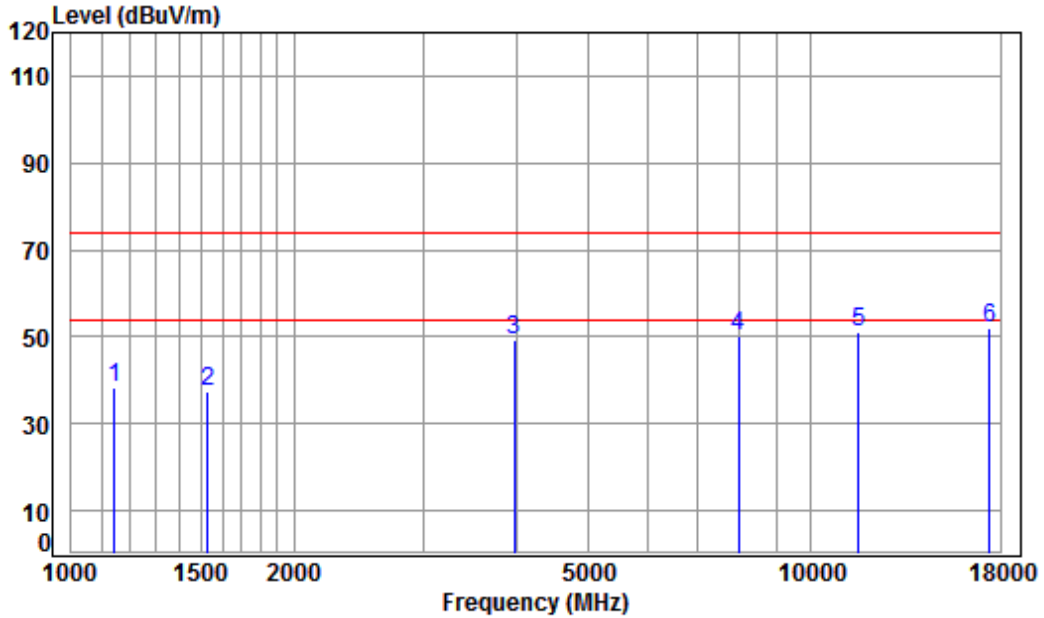
	Freq	Cable Loss	Ant Factor	Preamp Factor	Read Level	Limit Level	Limit Line	Over Limit	Remark
	MHz	dB	dB/m	dB	dBuV	dBuV/m	dBuV/m	dB	
1	1203.199	4.43	24.49	38.70	47.42	37.64	74.00	-36.36	peak
2	1629.825	5.31	26.38	38.70	45.19	38.18	74.00	-35.82	peak
3	4392.376	7.44	33.60	38.14	45.44	48.34	74.00	-25.66	peak
4	7221.150	10.07	36.41	38.22	41.54	49.80	74.00	-24.20	peak
5	11590.000	12.17	38.19	36.58	37.52	51.30	74.00	-22.70	peak
6	pp17385.000	15.85	43.26	38.08	30.45	51.48	74.00	-22.52	peak



SGS-CSTC Standards Technical Services Co., Ltd.
Shenzhen Branch

Report No.: SZEM180100021802
 Page: 248 of 818

Test mode:	802.11ac(HT40)	Frequency(MHz):	5795	Peak	Horizontal
------------	----------------	-----------------	------	------	------------



Condition: 3m HORIZONTAL

Job No : 0217RG

Mode : 5795 TX RSE

: Ant 2 5G WIFI 11AC(40) CH159

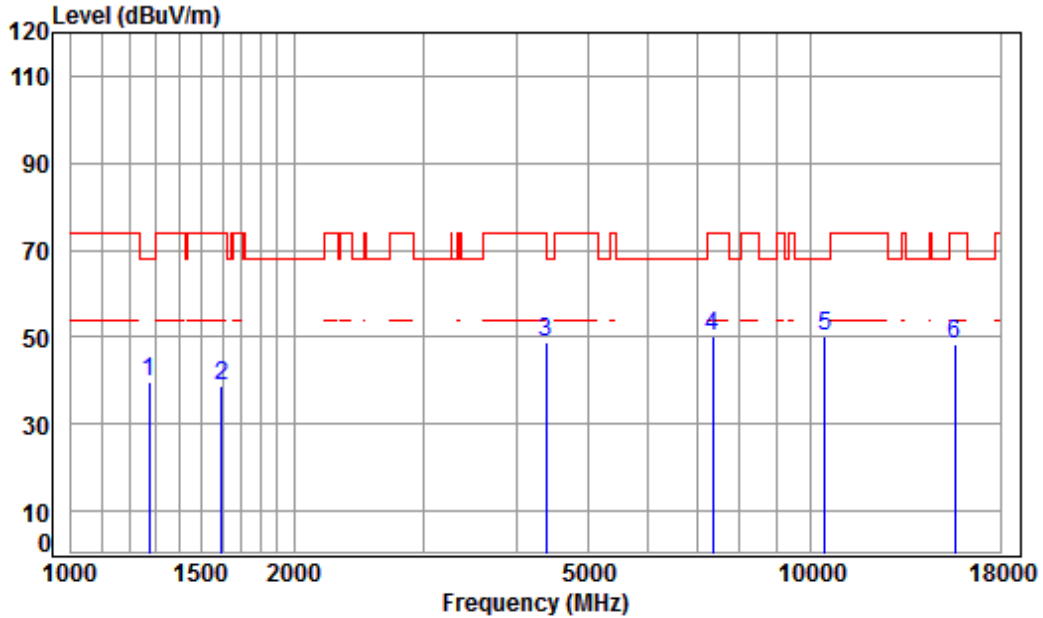
	Freq	Cable Loss	Ant Factor	Preamp Factor	Read Level	Limit Level	Over Limit	Remark
	MHz	dB	dB/m	dB	dBuV	dBuV/m	dBuV/m	dB
1	1145.507	4.20	24.20	38.70	48.81	38.51	74.00	-35.49 peak
2	1529.414	5.44	25.94	38.70	44.82	37.50	74.00	-36.50 peak
3	3969.767	6.95	33.52	38.09	47.01	49.39	74.00	-24.61 peak
4	7966.832	9.95	36.58	38.30	42.05	50.28	74.00	-23.72 peak
5	11590.000	12.17	38.19	36.58	37.31	51.09	74.00	-22.91 peak
6	pp17385.000	15.85	43.26	38.08	30.88	51.91	74.00	-22.09 peak



SGS-CSTC Standards Technical Services Co., Ltd.
Shenzhen Branch

Report No.: SZEM180100021802
 Page: 249 of 818

Test mode:	802.11ac(HT80)	Frequency(MHz):	5210	Peak	Vertical
------------	----------------	-----------------	------	------	----------



Condition: 3m VERTICAL

Job No : 0217RG

Mode : 5210 TX RSE

: Ant 2 5G WIFI 11AC(80) CH42

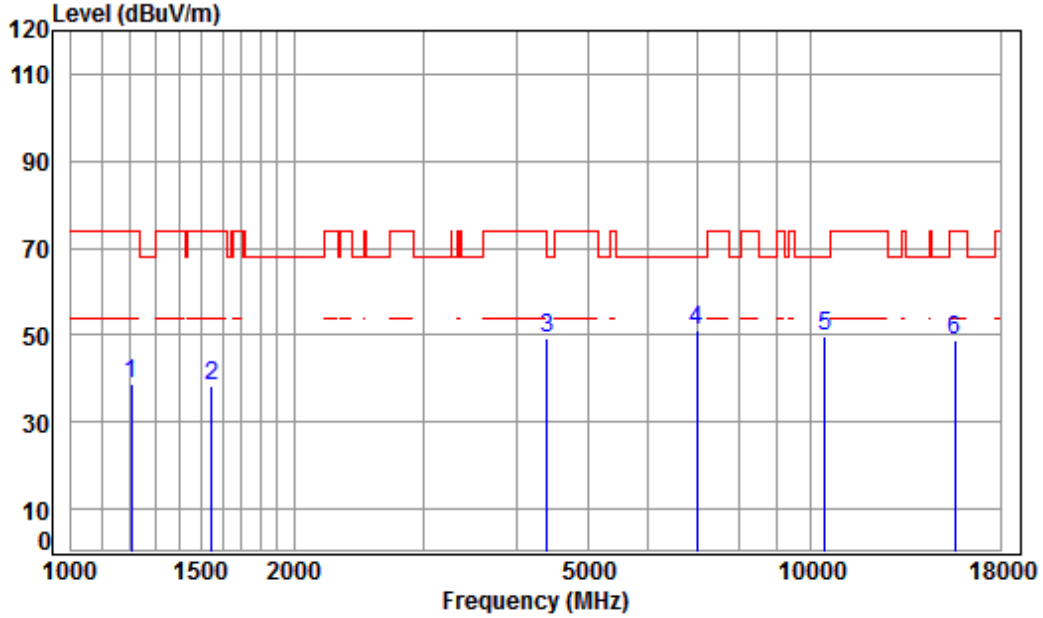
	Freq	Cable Loss	Ant Factor	Preamp Factor	Read Level	Limit Level	Over Line	Over Limit	Remark
	MHz	dB	dB/m	dB	dBuV	dBuV/m	dBuV/m	dB	
1	1274.802	4.71	24.84	38.70	48.64	39.49	68.20	-28.71	peak
2	1597.181	5.35	26.24	38.70	45.90	38.79	74.00	-35.21	peak
3	4379.699	7.43	33.60	38.14	45.98	48.87	74.00	-25.13	peak
4	7368.741	10.03	36.35	38.24	42.24	50.38	74.00	-23.62	peak
5	pp10420.000	11.24	37.18	36.34	38.30	50.38	68.20	-17.82	peak
6	15630.000	14.44	41.35	38.05	30.71	48.45	74.00	-25.55	peak



SGS-CSTC Standards Technical Services Co., Ltd.
Shenzhen Branch

Report No.: SZEM180100021802
 Page: 250 of 818

Test mode:	802.11ac(HT80)	Frequency(MHz):	5210	Peak	Horizontal
------------	----------------	-----------------	------	------	------------



Condition: 3m HORIZONTAL

Job No : 0217RG

Mode : 5210 TX RSE

: Ant 2 5G WIFI 11AC(80) CH42

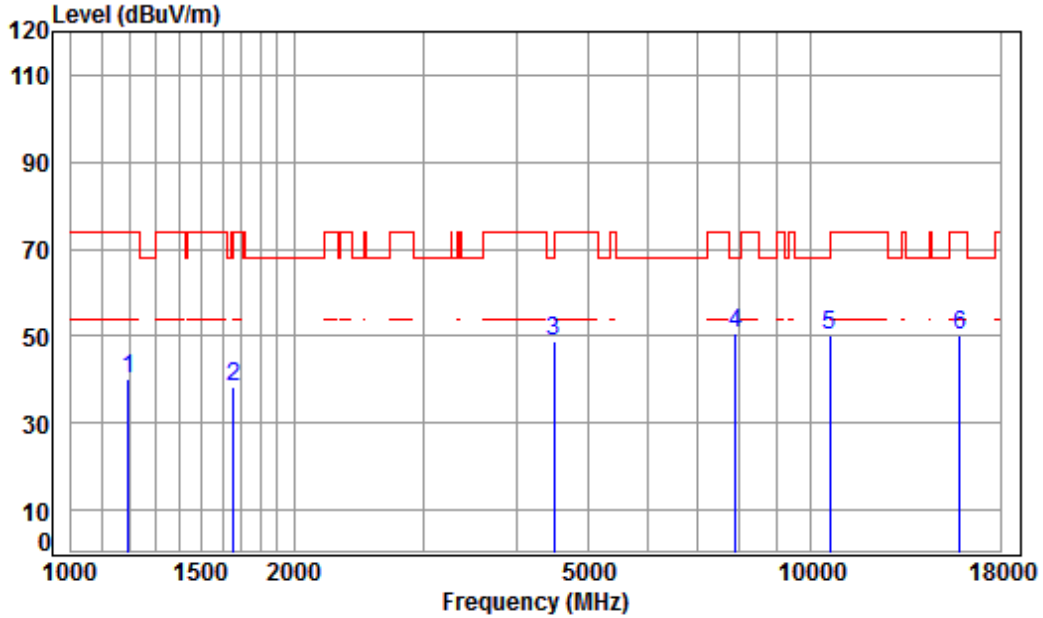
	Freq	Cable Loss	Ant Factor	Preamp Factor	Read Level	Limit Level	Over Line	Over Limit	Remark
	MHz	dB	dB/m	dB	dBuV	dBuV/m	dBuV/m	dB	
1	1206.682	4.44	24.51	38.70	48.68	38.93	74.00	-35.07	peak
2	1547.199	5.42	26.02	38.70	45.68	38.42	74.00	-35.58	peak
3	4392.376	7.44	33.60	38.14	46.32	49.22	74.00	-24.78	peak
4	pp 7015.420	10.13	36.49	38.20	42.52	50.94	68.20	-17.26	peak
5	10420.000	11.24	37.18	36.34	37.48	49.56	68.20	-18.64	peak
6	15630.000	14.44	41.35	38.05	30.95	48.69	74.00	-25.31	peak



SGS-CSTC Standards Technical Services Co., Ltd.
Shenzhen Branch

Report No.: SZEM180100021802
 Page: 251 of 818

Test mode:	802.11ac(HT80)	Frequency(MHz):	5290	Peak	Vertical
------------	----------------	-----------------	------	------	----------



Condition: 3m VERTICAL

Job No : 0217RG

Mode : 5290 TX RSE

: Ant 2 5G WIFI 11AC(80) CH58

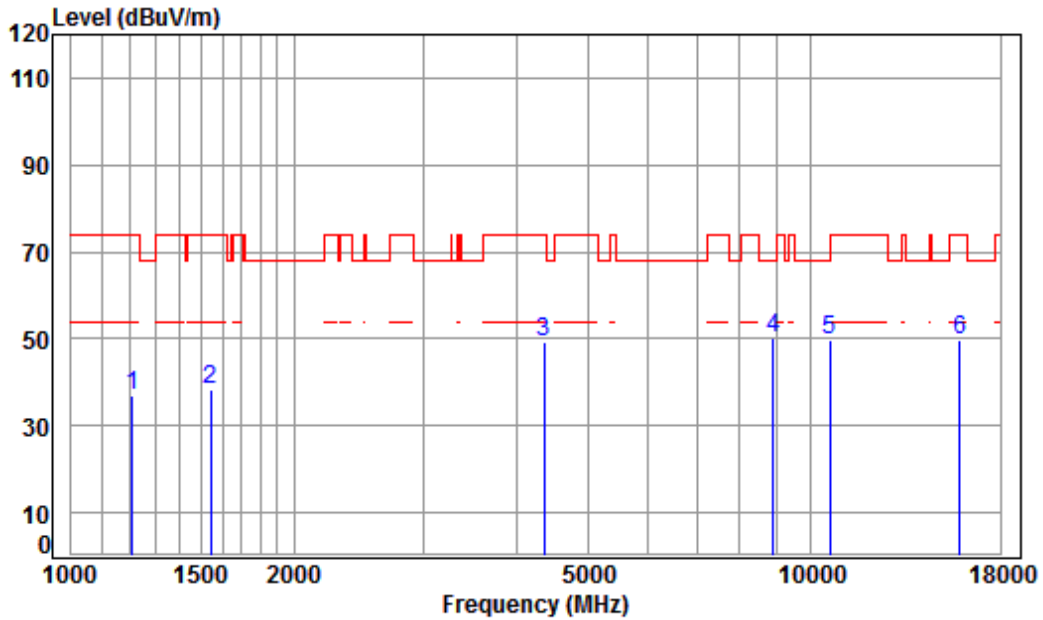
	Freq	Cable Loss	Ant Factor	Preamp Factor	Read Level	Level	Limit	Over	Remark
	MHz	dB	dB/m	dB	dBuV	dBuV/m	dBuV/m	dB	
1	1196.264	4.40	24.46	38.70	49.87	40.03	74.00	-33.97	peak
2	1658.337	5.28	26.50	38.70	45.26	38.34	68.20	-29.86	peak
3	4495.125	7.55	33.60	38.15	45.81	48.81	68.20	-19.39	peak
4 pp	7898.049	9.96	36.54	38.29	42.23	50.44	68.20	-17.76	peak
5	10580.000	11.35	37.20	36.36	38.18	50.37	68.20	-17.83	peak
6	15870.000	14.80	41.25	37.89	32.08	50.24	74.00	-23.76	peak



SGS-CSTC Standards Technical Services Co., Ltd. Shenzhen Branch

Report No.: SZEM180100021802
Page: 252 of 818

Test mode:	802.11ac(HT80)	Frequency(MHz):	5290	Peak	Horizontal
------------	----------------	-----------------	------	------	------------



Condition: 3m HORIZONTAL

Job No : 0217RG

Mode : 5290 TX RSE

: Ant 2 5G WIFI 11AC(80) CH58

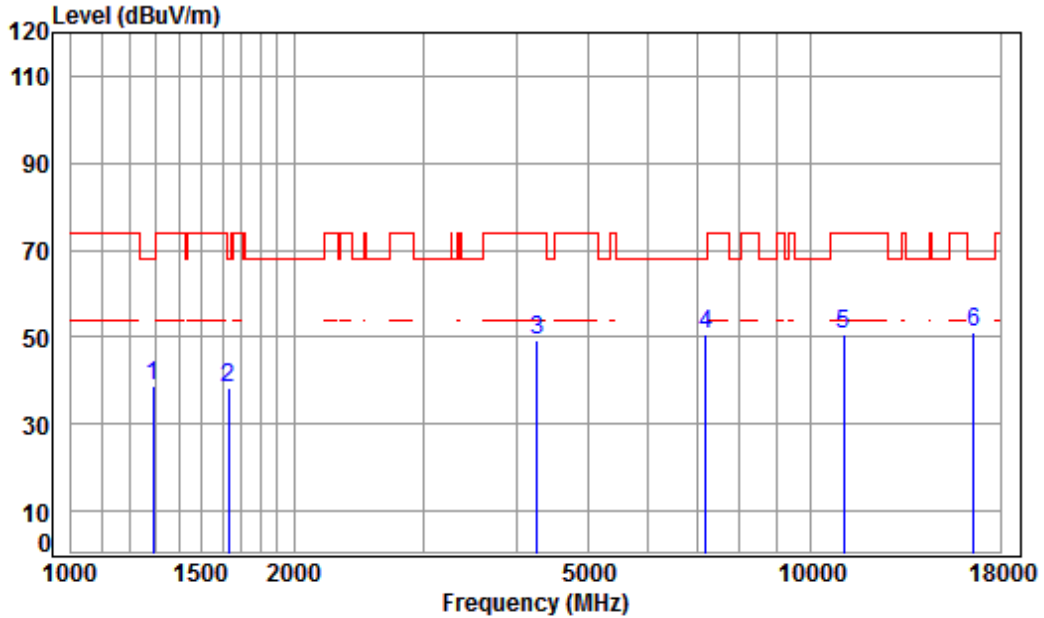
	Freq	Cable Loss	Ant Factor	Preamp Factor	Read Level	Limit Level	Over Line	Remark
	MHz	dB	dB/m	dB	dBuV	dBuV/m	dBuV/m	dB
1	1210.174	4.46	24.53	38.70	46.86	37.15	74.00	-36.85 peak
2	1542.733	5.42	26.00	38.70	45.74	38.46	74.00	-35.54 peak
3	4354.454	7.40	33.60	38.14	46.23	49.09	74.00	-24.91 peak
4 pp	8891.725	10.37	36.47	38.21	41.52	50.15	68.20	-18.05 peak
5	10580.000	11.35	37.20	36.36	37.70	49.89	68.20	-18.31 peak
6	15870.000	14.80	41.25	37.89	31.78	49.94	74.00	-24.06 peak



SGS-CSTC Standards Technical Services Co., Ltd.
Shenzhen Branch

Report No.: SZEM180100021802
 Page: 253 of 818

Test mode:	802.11ac(HT80)	Frequency(MHz):	5530	Peak	Vertical
------------	----------------	-----------------	------	------	----------



Condition: 3m VERTICAL

Job No : 0217RG

Mode : 5530 TX RSE

: Ant 2 5G WIFI 11AC(80) CH106

	Freq	Cable Loss	Ant Factor	Preamp Factor	Read Level	Limit Level	Limit Line	Over Limit	Remark
	MHz	dB	dB/m	dB	dBuV	dBuV/m	dBuV/m	dB	
1	1289.627	4.76	24.91	38.70	47.95	38.92	68.20	-29.28	peak
2	1629.825	5.31	26.38	38.70	45.19	38.18	68.20	-30.02	peak
3	4267.237	7.30	33.60	38.13	46.30	49.07	74.00	-24.93	peak
4	7200.309	10.08	36.42	38.22	42.45	50.73	68.20	-17.47	peak
5	11060.000	11.69	37.75	36.42	37.71	50.73	74.00	-23.27	peak
6	pp16590.000	14.90	42.72	38.04	31.47	51.05	68.20	-17.15	peak

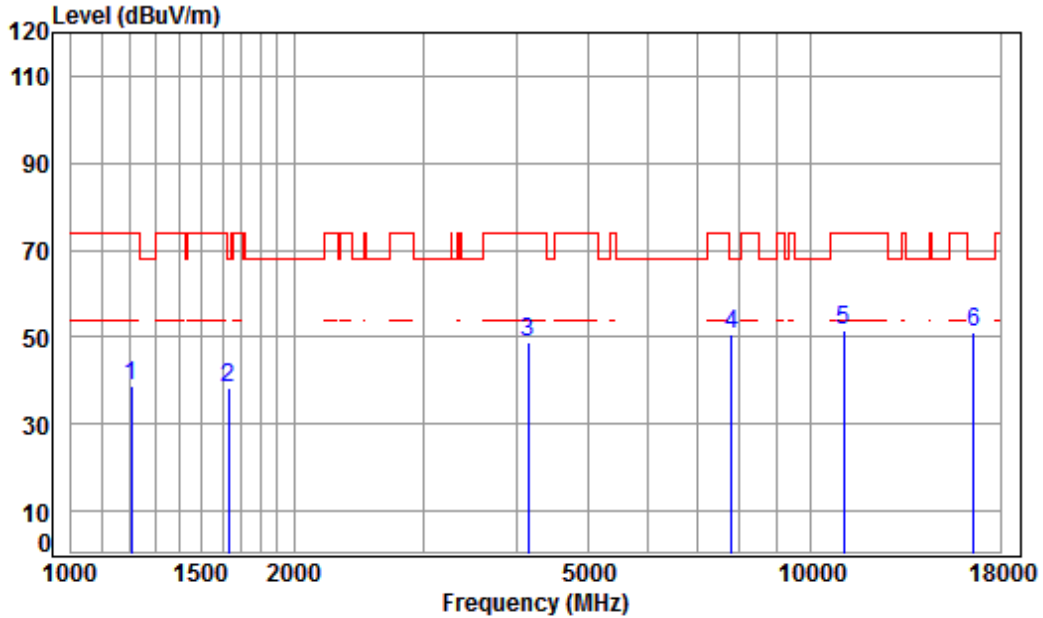


SGS-CSTC Standards Technical Services Co., Ltd.
Shenzhen Branch

Report No.: SZEM180100021802

Page: 254 of 818

Test mode:	802.11ac(HT80)	Frequency(MHz):	5530	Peak	Horizontal
------------	----------------	-----------------	------	------	------------



Condition: 3m HORIZONTAL

Job No : 0217RG

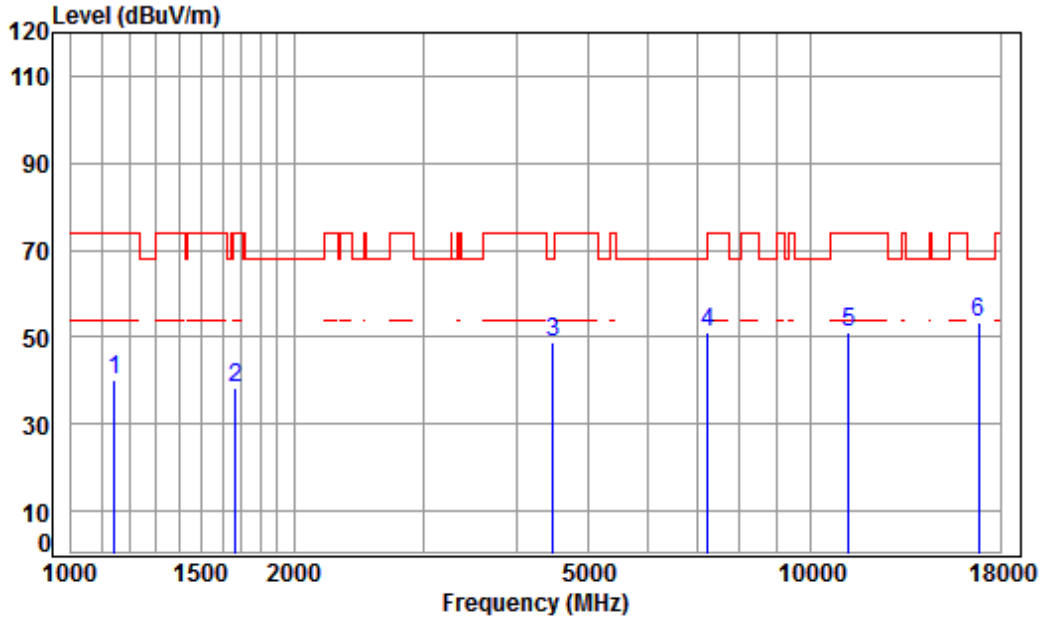
Mode : 5530 TX RSE

: Ant 2 5G WIFI 11AC(80) CH106

	Freq	Cable Loss	Ant Factor	Preamp Factor	Read Level	Limit Level	Limit Line	Over Limit	Remark
	MHz	dB	dB/m	dB	dBuV	dBuV/m	dBuV/m	dB	
1	1206.682	4.44	24.51	38.70	48.44	38.69	74.00	-35.31	peak
2	1629.825	5.31	26.38	38.70	45.25	38.24	68.20	-29.96	peak
3	4145.664	7.16	33.60	38.12	46.39	49.03	74.00	-24.97	peak
4	7807.262	9.97	36.49	38.28	42.37	50.55	68.20	-17.65	peak
5	11060.000	11.69	37.75	36.42	38.44	51.46	74.00	-22.54	peak
6	pp16590.000	14.90	42.72	38.04	31.31	50.89	68.20	-17.31	peak



Test mode:	802.11ac(HT80)	Frequency(MHz):	5610	Peak	Vertical
------------	----------------	-----------------	------	------	----------



Condition: 3m VERTICAL

Job No : 0217RG

Mode : 5610 TX RSE

: Ant 2 5G WIFI 11AC(80) CH122

	Freq	Cable Loss	Ant Factor	Preamp Factor	Read Level	Limit Level	Limit Line	Over Limit	Remark
	MHz	dB	dB/m	dB	dBuV	dBuV/m	dBuV/m	dB	
1	1145.507	4.20	24.20	38.70	50.25	39.95	74.00	-34.05	peak
2	1667.951	5.27	26.54	38.70	45.07	38.18	74.00	-35.82	peak
3	4482.150	7.54	33.60	38.15	45.65	48.64	68.20	-19.56	peak
4	7242.052	10.07	36.40	38.23	42.77	51.01	68.20	-17.19	peak
5	11220.000	11.86	37.88	36.47	37.88	51.15	74.00	-22.85	peak
6	pp16830.000	15.97	42.77	38.13	32.99	53.60	68.20	-14.60	peak

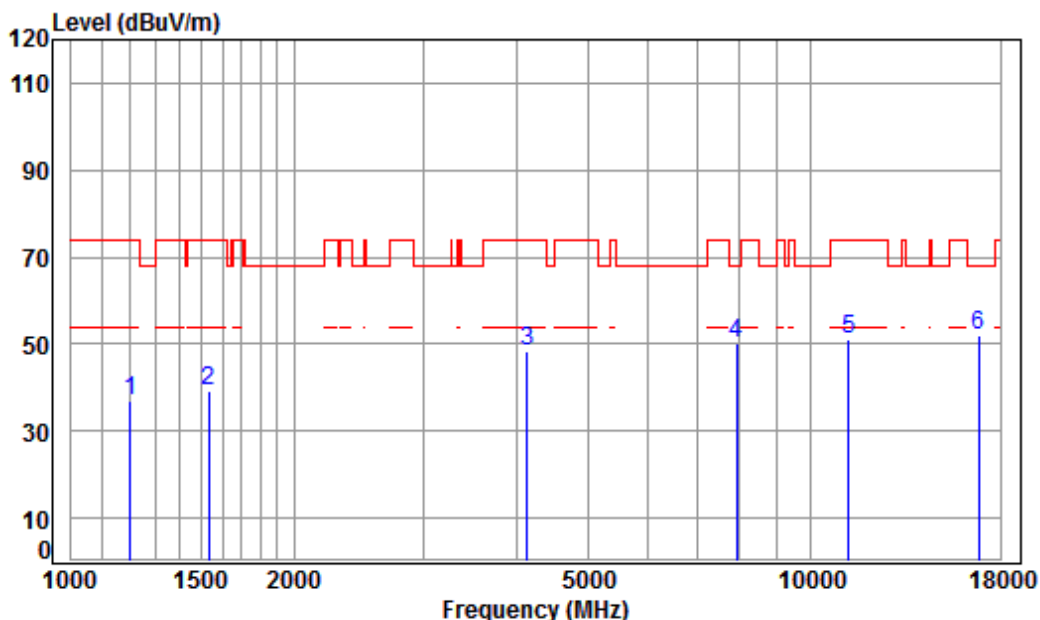


SGS-CSTC Standards Technical Services Co., Ltd. Shenzhen Branch

Report No.: SZEM180100021802

Page: 256 of 818

Test mode:	802.11ac(HT80)	Frequency(MHz):	5610	Peak	Horizontal
------------	----------------	-----------------	------	------	------------



Condition: 3m HORIZONTAL

Job No : 0217RG

Mode : 5610 TX RSE

: Ant 2 5G WIFI 11AC(80) CH122

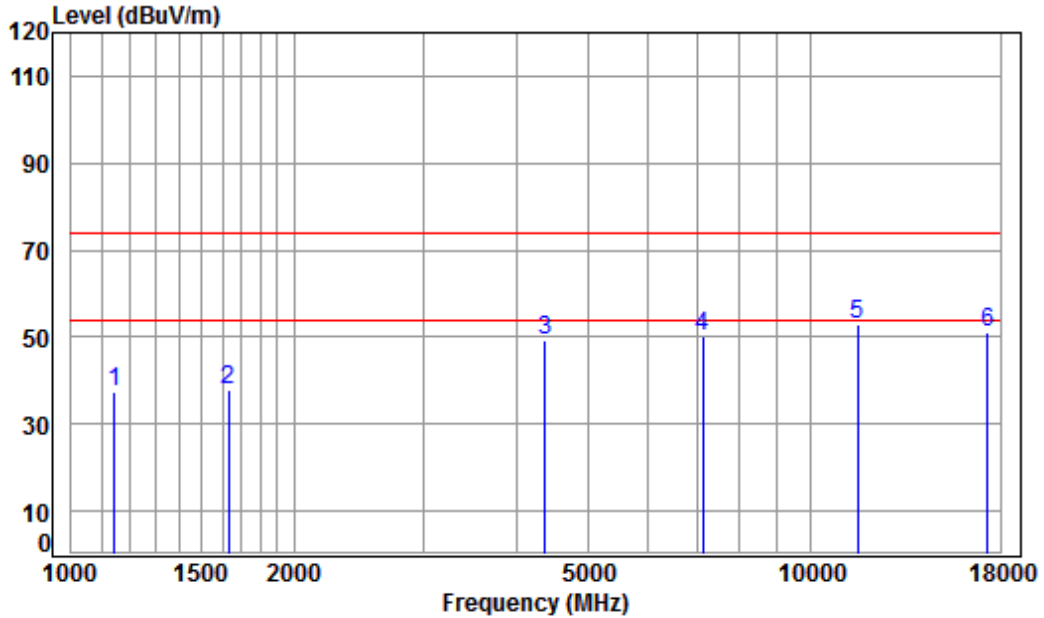
	Freq	Cable Loss	Ant Factor	Preamp Factor	Read Level	Limit Level	Over Line	Over Limit	Remark
	MHz	dB	dB/m	dB	dBuV	dBuV/m	dBuV/m	dB	
1	1203.199	4.43	24.49	38.70	46.71	36.93	74.00	-37.07	peak
2	1533.841	5.44	25.96	38.70	46.39	39.09	74.00	-34.91	peak
3	4133.699	7.14	33.60	38.11	45.90	48.53	74.00	-25.47	peak
4	7920.911	9.96	36.55	38.29	41.76	49.98	68.20	-18.22	peak
5	11220.000	11.86	37.88	36.47	37.94	51.21	74.00	-22.79	peak
6	pp16830.000	15.97	42.77	38.13	31.26	51.87	68.20	-16.33	peak



SGS-CSTC Standards Technical Services Co., Ltd.
Shenzhen Branch

Report No.: SZEM180100021802
 Page: 257 of 818

Test mode:	802.11ac(HT80)	Frequency(MHz):	5775	Peak	Vertical
------------	----------------	-----------------	------	------	----------



Condition: 3m VERTICAL

Job No : 0217RG

Mode : 5775 TX RSE

: Ant 2 5G WIFI 11AC(80) CH155

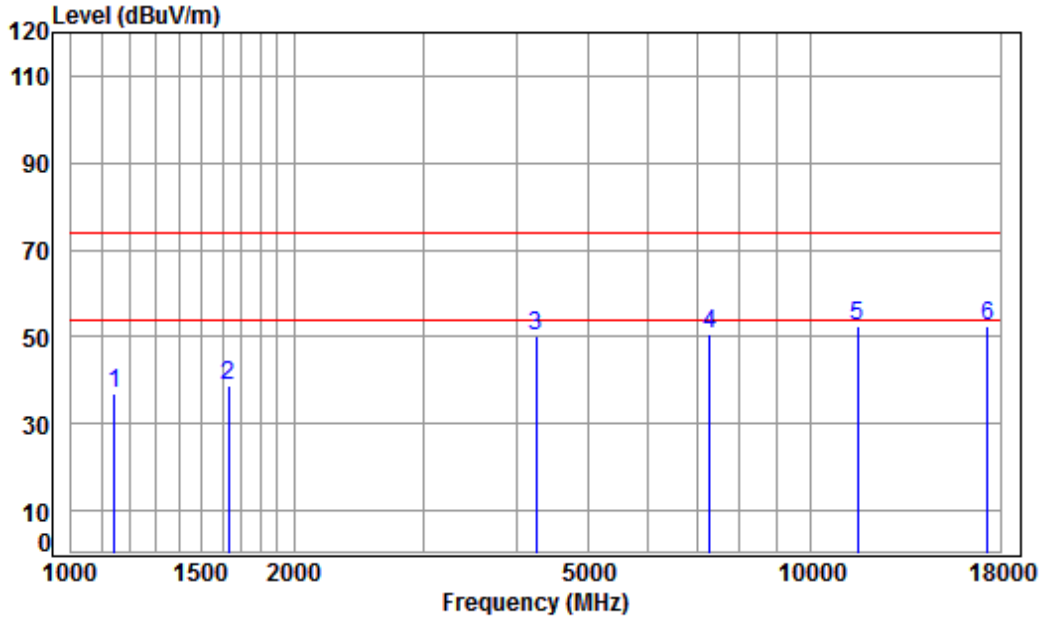
	Freq	Cable Loss	Ant Factor	Preamp Factor	Read Level	Limit Level	Over Line	Limit	Remark
	MHz	dB	dB/m	dB	dBuV	dBuV/m	dBuV/m	dB	
1	1145.507	4.20	24.20	38.70	47.73	37.43	74.00	-36.57	peak
2	1634.543	5.31	26.40	38.70	44.96	37.97	74.00	-36.03	peak
3	4367.058	7.41	33.60	38.14	46.19	49.06	74.00	-24.94	peak
4	7138.144	10.09	36.44	38.21	41.88	50.20	74.00	-23.80	peak
5	pp11550.000	12.16	38.15	36.57	39.11	52.85	74.00	-21.15	peak
6	17325.000	15.98	43.19	38.10	30.17	51.24	74.00	-22.76	peak



SGS-CSTC Standards Technical Services Co., Ltd.
Shenzhen Branch

Report No.: SZEM180100021802
 Page: 258 of 818

Test mode:	802.11ac(HT80)	Frequency(MHz):	5775	Peak	Horizontal
------------	----------------	-----------------	------	------	------------



Condition: 3m HORIZONTAL

Job No : 0217RG

Mode : 5775 TX RSE

: Ant 2 5G WIFI 11AC(80) CH155

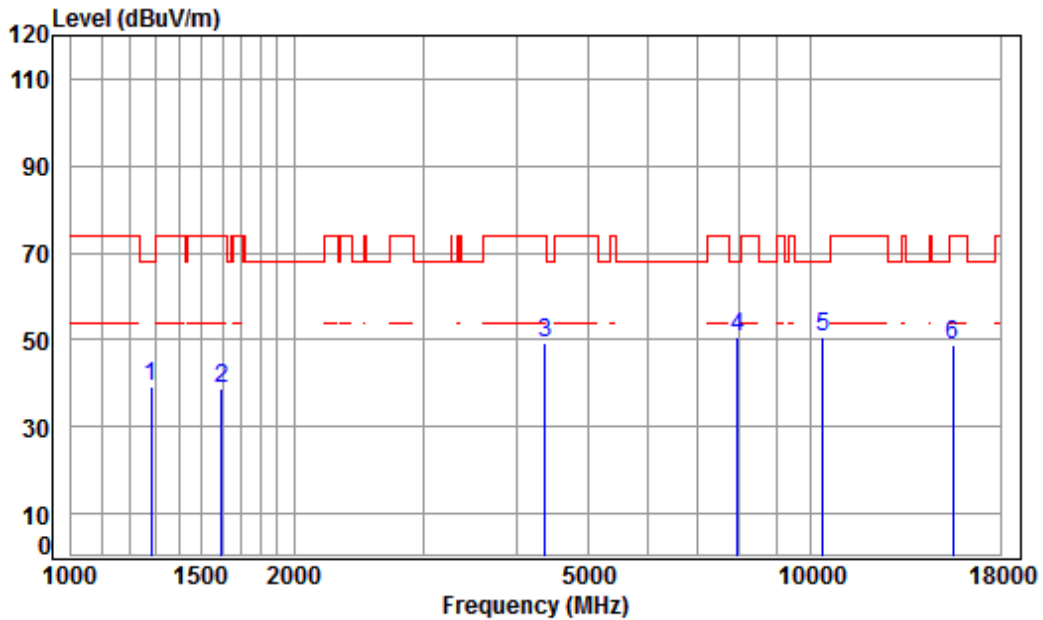
	Freq	Cable Loss	Ant Factor	Preamp Factor	Read Level	Level	Limit Line	Over Limit	Remark
	MHz	dB	dB/m	dB	dBuV	dBuV/m	dBuV/m	dB	
1	1145.507	4.20	24.20	38.70	47.09	36.79	74.00	-37.21	peak
2	1634.543	5.31	26.40	38.70	45.65	38.66	74.00	-35.34	peak
3	4254.921	7.28	33.60	38.13	47.26	50.01	74.00	-23.99	peak
4	7284.038	10.06	36.38	38.23	42.33	50.54	74.00	-23.46	peak
5	pp11550.000	12.16	38.15	36.57	38.87	52.61	74.00	-21.39	peak
6	17325.000	15.98	43.19	38.10	31.33	52.40	74.00	-21.60	peak



MIMO

Test plot as follows:

Test mode:	802.11n(HT20)	Frequency(MHz):	5180	Peak	Vertical
------------	---------------	-----------------	------	------	----------



Condition: 3m VERTICAL

Job No : 0217RG

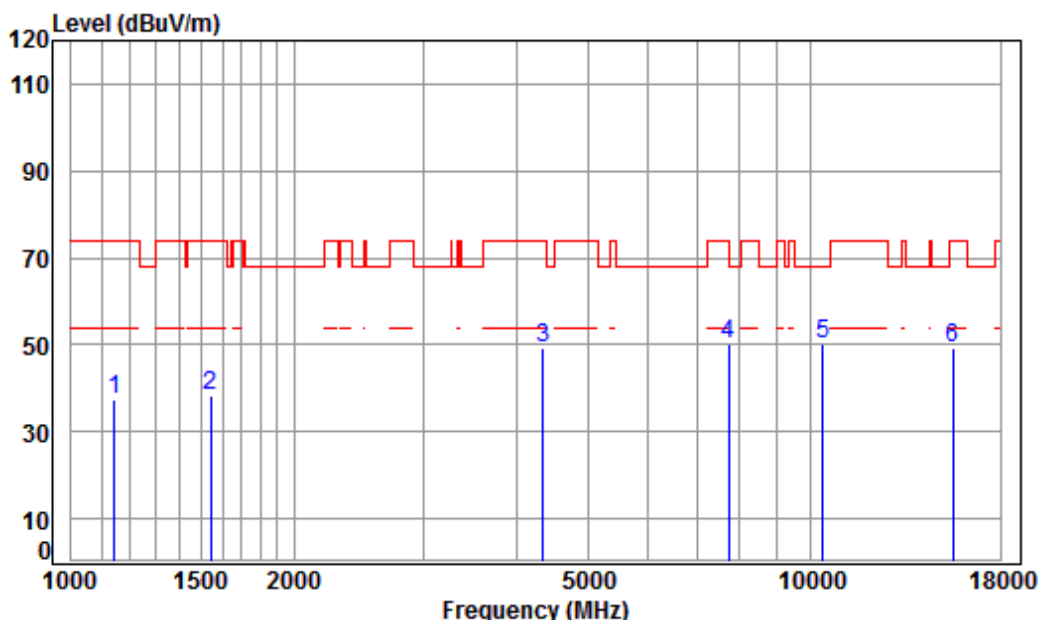
Mode : 5180 TX RSE

: Ant 1+2 5G WIFI 11N CH36

	Freq	Cable Loss	Ant Factor	Preamp Factor	Read Level	Limit Level	Over Line	Over Limit	Remark
	MHz	dB	dB/m	dB	dBuV	dBuV/m	dBuV/m	dB	
1	1282.193	4.73	24.87	38.70	48.34	39.24	68.20	-28.96	peak
2	1597.181	5.35	26.24	38.70	45.90	38.79	74.00	-35.21	peak
3	4367.058	7.41	33.60	38.14	46.49	49.36	74.00	-24.64	peak
4	pp 7943.838	9.96	36.57	38.29	42.34	50.58	68.20	-17.62	peak
5	10360.000	11.19	37.24	36.34	38.47	50.56	68.20	-17.64	peak
6	15540.000	14.30	41.38	38.12	31.46	49.02	74.00	-24.98	peak



Test mode:	802.11n(HT20)	Frequency(MHz):	5180	Peak	Horizontal
------------	---------------	-----------------	------	------	------------



Condition: 3m HORIZONTAL

Job No : 0217RG

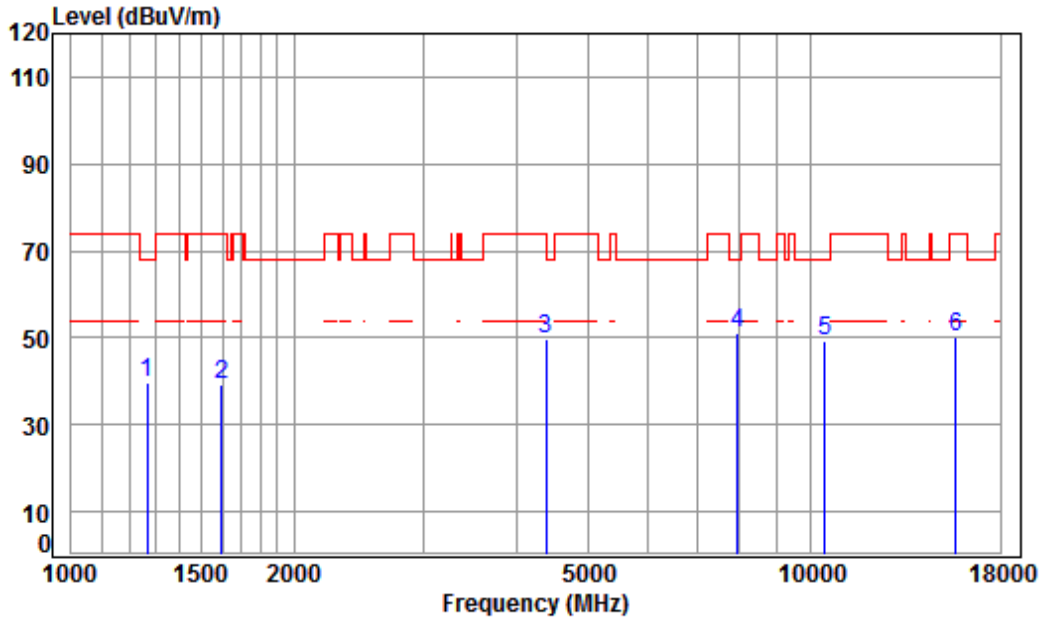
Mode : 5180 TX RSE

: Ant 1+2 5G WIFI 11N CH36

	Freq	Cable Loss	Ant Factor	Preamp Factor	Read Level	Level	Limit	Over	Remark
	MHz	dB	dB/m	dB	dBuV	dBuV/m	dBuV/m	dB	
1	1145.507	4.20	24.20	38.70	47.58	37.28	74.00	-36.72	peak
2	1542.733	5.42	26.00	38.70	45.81	38.53	74.00	-35.47	peak
3	4341.886	7.38	33.60	38.14	46.59	49.43	74.00	-24.57	peak
4	7739.857	9.98	36.45	38.28	42.05	50.20	74.00	-23.80	peak
5	pp10360.000	11.19	37.24	36.34	38.32	50.41	68.20	-17.79	peak
6	15540.000	14.30	41.38	38.12	31.93	49.49	74.00	-24.51	peak



Test mode:	802.11n(HT20)	Frequency(MHz):	5220	Peak	Vertical
------------	---------------	-----------------	------	------	----------



Condition: 3m VERTICAL

Job No : 0217RG

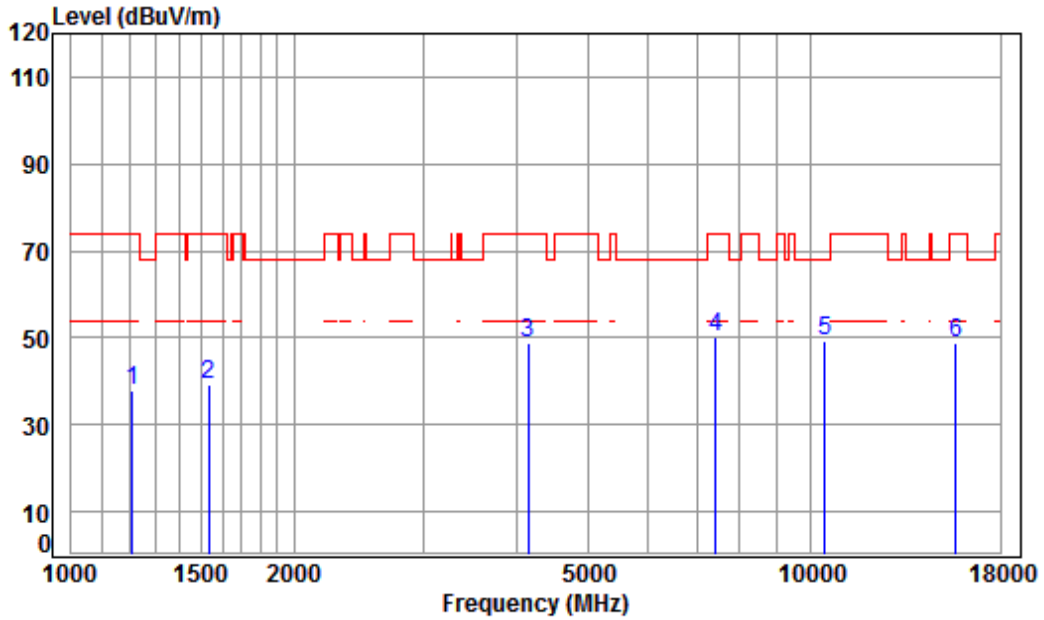
Mode : 5220 TX RSE

: Ant 1+2 5G WIFI 11N CH44

	Cable	Ant	Preamp	Read	Limit	Over		
Freq	Loss	Factor	Factor	Level	Level	Line	Limit	Remark
MHz	dB	dB/m	dB	dBuV	dBuV/m	dBuV/m	dB	
1	1267.454	4.68	24.80	38.70	48.96	39.74	68.20	-28.46 peak
2	1597.181	5.35	26.24	38.70	46.48	39.37	74.00	-34.63 peak
3	4379.699	7.43	33.60	38.14	46.90	49.79	74.00	-24.21 peak
4	pp 7943.838	9.96	36.57	38.29	42.94	51.18	68.20	-17.02 peak
5	10440.000	11.25	37.16	36.35	37.36	49.42	68.20	-18.78 peak
6	15660.000	14.48	41.34	38.03	32.37	50.16	74.00	-23.84 peak



Test mode:	802.11n(HT20)	Frequency(MHz):	5220	Peak	Horizontal
------------	---------------	-----------------	------	------	------------



Condition: 3m HORIZONTAL

Job No : 0217RG

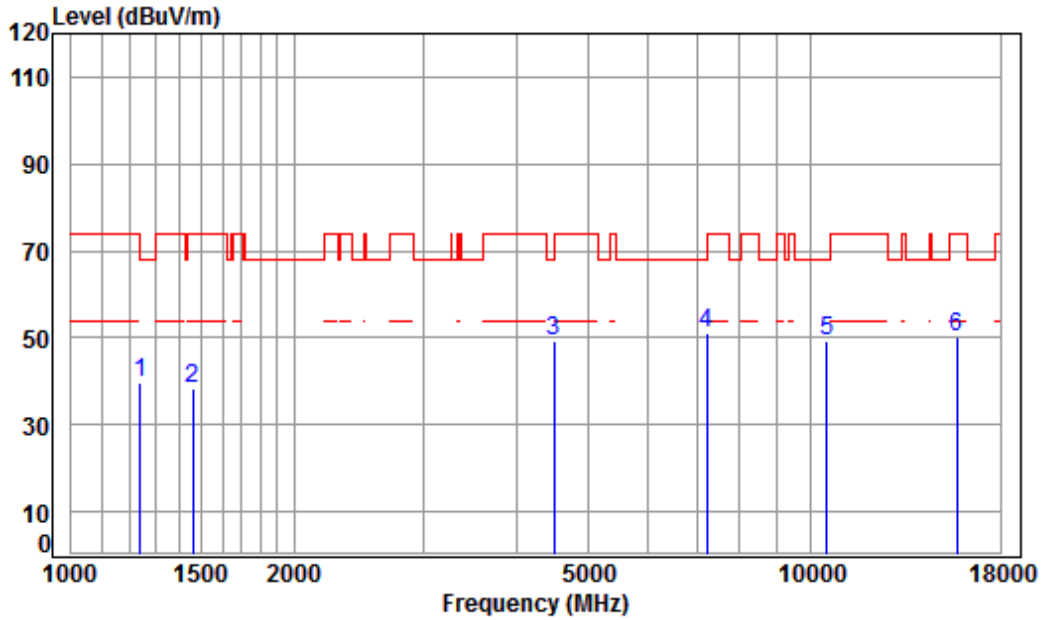
Mode : 5220 TX RSE

: Ant 1+2 5G WIFI 11N CH44

	Freq	Cable Loss	Ant Factor	Preamp Factor	Read Level	Limit Level	Over Line	Over Limit	Remark
	MHz	dB	dB/m	dB	dBuV	dBuV/m	dBuV/m	dB	
1	1210.174	4.46	24.53	38.70	47.73	38.02	74.00	-35.98	peak
2	1533.841	5.44	25.96	38.70	46.36	39.06	74.00	-34.94	peak
3	4145.664	7.16	33.60	38.12	46.36	49.00	74.00	-25.00	peak
4	7432.914	10.02	36.33	38.24	42.22	50.33	74.00	-23.67	peak
5	pp10440.000	11.25	37.16	36.35	37.43	49.49	68.20	-18.71	peak
6	15660.000	14.48	41.34	38.03	30.94	48.73	74.00	-25.27	peak



Test mode:	802.11n(HT20)	Frequency(MHz):	5240	Peak	Vertical
------------	---------------	-----------------	------	------	----------



Condition: 3m VERTICAL

Job No : 0217RG

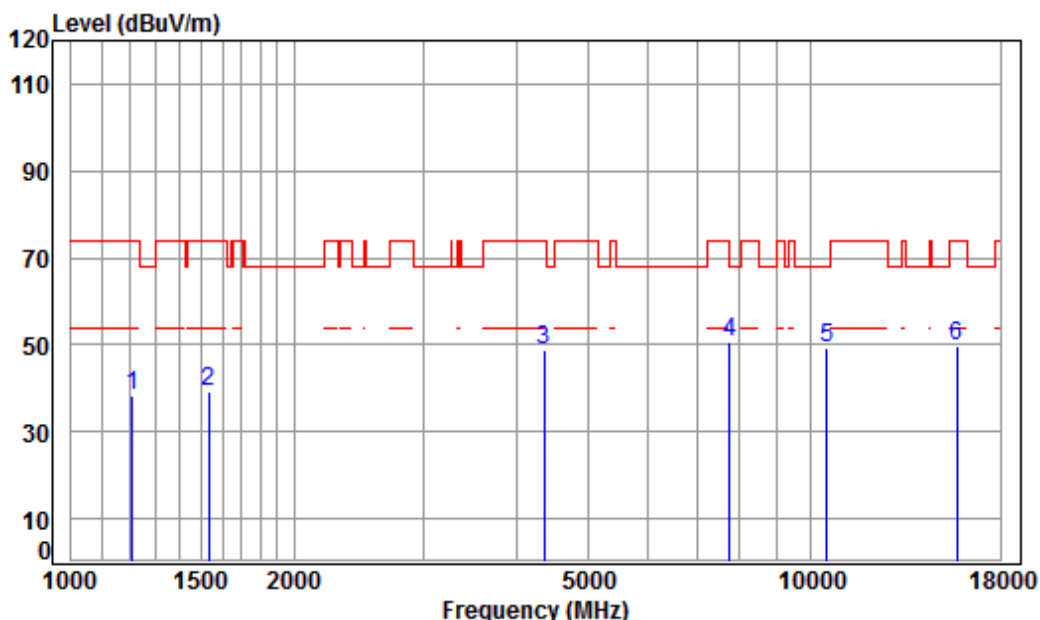
Mode : 5240 TX RSE

: Ant 1+2 5G WIFI 11N CH48

	Freq	Cable Loss	Ant Factor	Preamp Factor	Read Level	Limit Level	Over Line	Over Limit	Remark
	MHz	dB	dB/m	dB	dBuV	dBuV/m	dBuV/m	dB	
1	1242.068	4.58	24.68	38.70	49.10	39.66	68.20	-28.54	peak
2	1460.295	5.35	25.64	38.70	46.08	38.37	74.00	-35.63	peak
3	4495.125	7.55	33.60	38.15	46.06	49.06	68.20	-19.14	peak
4	pp 7221.150	10.07	36.41	38.22	42.79	51.05	68.20	-17.15	peak
5	10480.000	11.28	37.12	36.35	37.44	49.49	68.20	-18.71	peak
6	15720.000	14.57	41.31	37.99	32.15	50.04	74.00	-23.96	peak



Test mode:	802.11n(HT20)	Frequency(MHz):	5240	Peak	Horizontal
------------	---------------	-----------------	------	------	------------



Condition: 3m HORIZONTAL

Job No : 0217RG

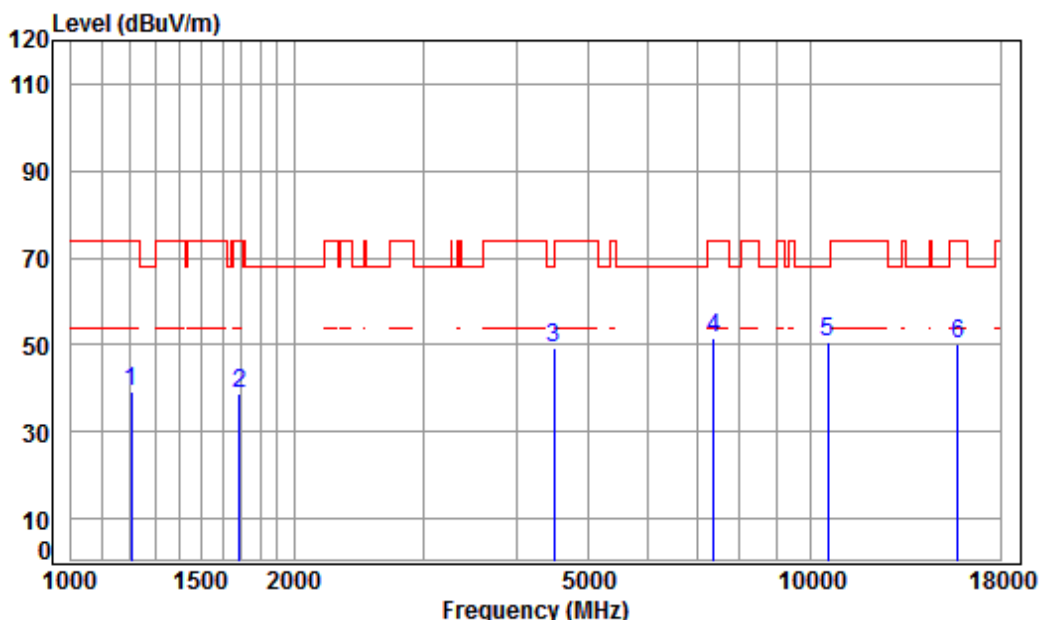
Mode : 5240 TX RSE

: Ant 1+2 5G WIFI 11N CH48

	Freq	Cable Loss	Ant Factor	Preamp Factor	Read Level	Limit Level	Over Line	Remark
	MHz	dB	dB/m	dB	dBuV	dBuV/m	dBuV/m	dB
1	1210.174	4.46	24.53	38.70	48.05	38.34	74.00	-35.66 peak
2	1533.841	5.44	25.96	38.70	46.64	39.34	74.00	-34.66 peak
3	4354.454	7.40	33.60	38.14	46.06	48.92	74.00	-25.08 peak
4	pp 7762.260	9.97	36.46	38.28	42.43	50.58	68.20	-17.62 peak
5	10480.000	11.28	37.12	36.35	37.21	49.26	68.20	-18.94 peak
6	15720.000	14.57	41.31	37.99	31.69	49.58	74.00	-24.42 peak



Test mode:	802.11n(HT20)	Frequency(MHz):	5260	Peak	Vertical
------------	---------------	-----------------	------	------	----------



Condition: 3m VERTICAL

Job No : 0217RG

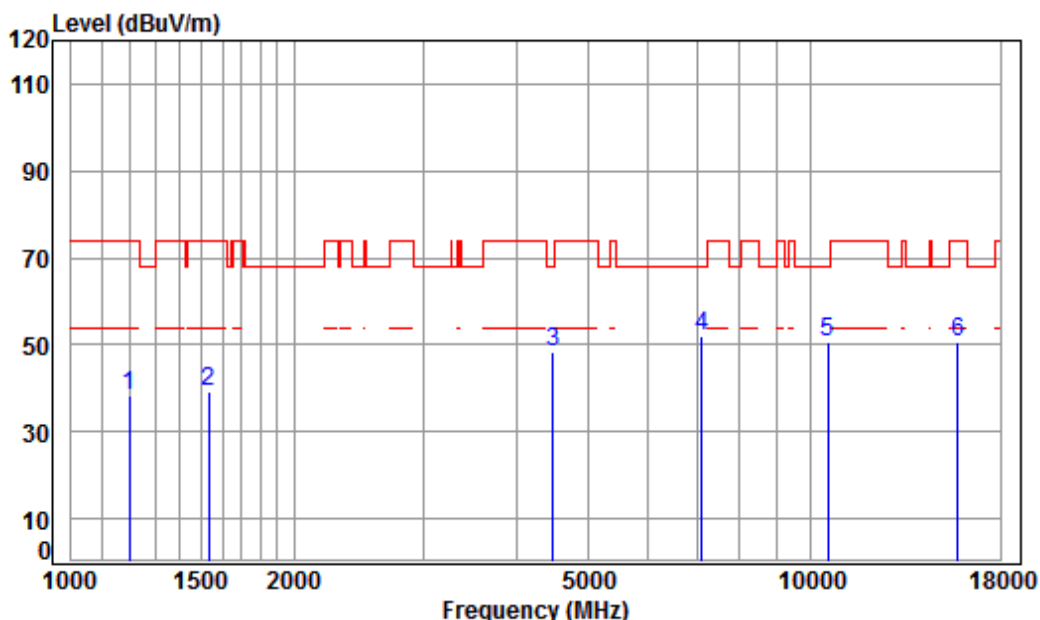
Mode : 5260 TX RSE

: Ant 1+2 5G WIFI 11N CH52

	Freq	Cable Loss	Ant Factor	Preamp Factor	Read Level	Limit Level	Over Line	Remark
	MHz	dB	dB/m	dB	dBuV	dBuV/m	dBuV/m	dB
1	1206.682	4.44	24.51	38.70	49.10	39.35	74.00	-34.65 peak
2	1687.347	5.24	26.62	38.70	45.57	38.73	74.00	-35.27 peak
3	4495.125	7.55	33.60	38.15	46.14	49.14	68.20	-19.06 peak
4	7390.070	10.03	36.34	38.24	43.31	51.44	74.00	-22.56 peak
5	pp10520.000	11.30	37.12	36.35	38.64	50.71	68.20	-17.49 peak
6	15780.000	14.66	41.29	37.95	32.38	50.38	74.00	-23.62 peak



Test mode:	802.11n(HT20)	Frequency(MHz):	5260	Peak	Horizontal
------------	---------------	-----------------	------	------	------------



Condition: 3m HORIZONTAL

Job No : 0217RG

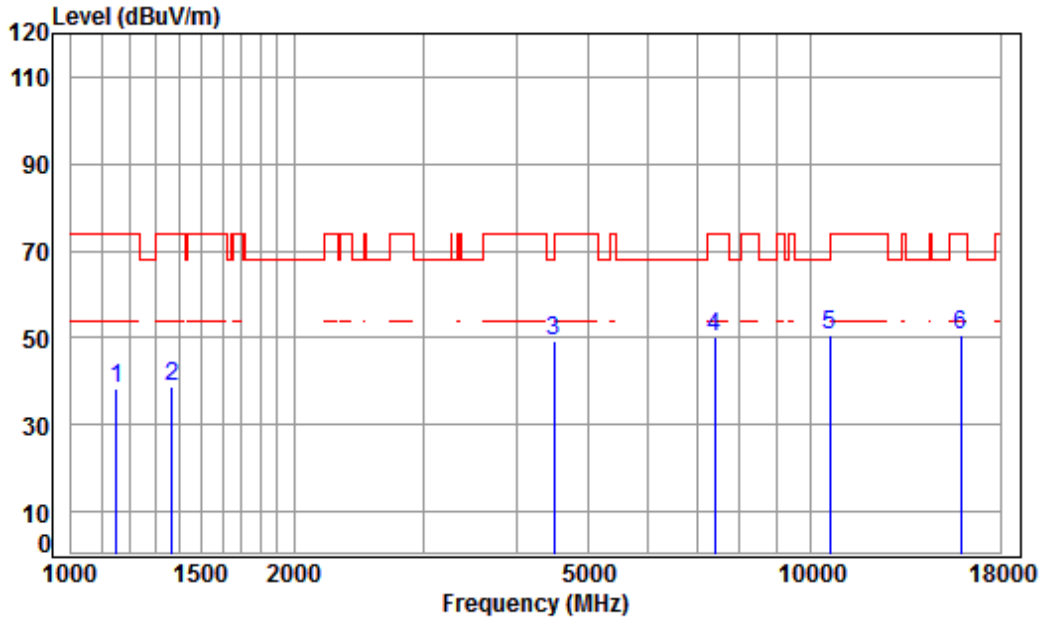
Mode : 5260 TX RSE

: Ant 1+2 5G WIFI 11N CH52

	Freq	Cable Loss	Ant Factor	Preamp Factor	Read Level	Limit Level	Over Limit	Remark
	MHz	dB	dB/m	dB	dBuV	dBuV/m	dBuV/m	dB
1	1199.726	4.42	24.48	38.70	48.06	38.26	74.00	-35.74 peak
2	1533.841	5.44	25.96	38.70	46.59	39.29	74.00	-34.71 peak
3	4482.150	7.54	33.60	38.15	45.47	48.46	68.20	-19.74 peak
4	pp 7117.542	10.10	36.45	38.21	43.64	51.98	68.20	-16.22 peak
5	10520.000	11.30	37.12	36.35	38.72	50.79	68.20	-17.41 peak
6	15780.000	14.66	41.29	37.95	32.48	50.48	74.00	-23.52 peak



Test mode:	802.11n(HT20)	Frequency(MHz):	5300	Peak	Vertical
------------	---------------	-----------------	------	------	----------



Condition: 3m VERTICAL

Job No : 0217RG

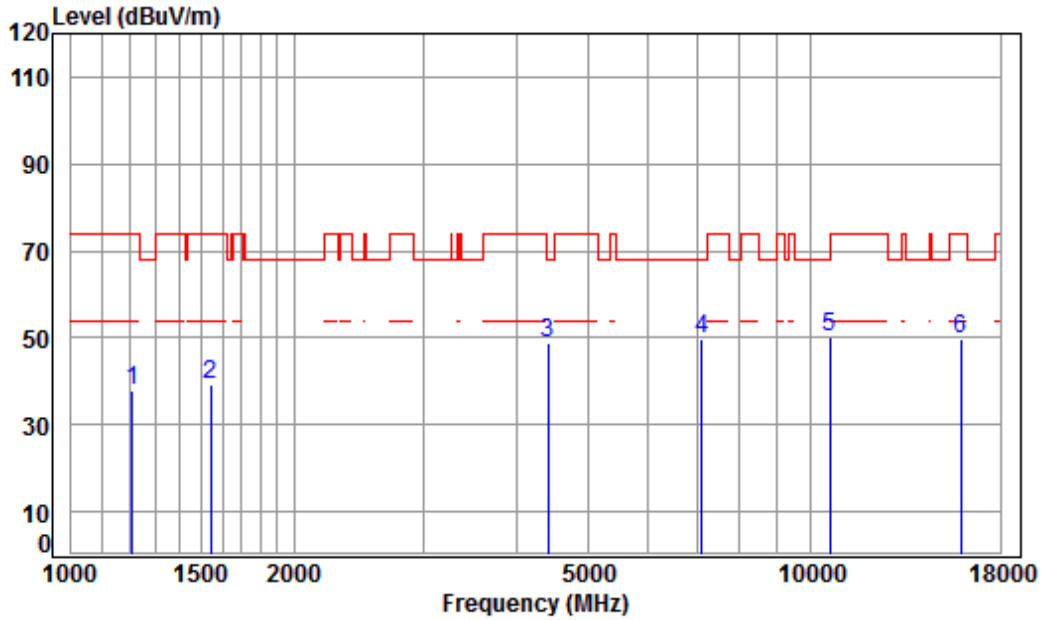
Mode : 5300 TX RSE

: Ant 1+2 5G WIFI 11N CH60

	Freq	Cable Loss	Ant Factor	Preamp Factor	Read Level	Level	Limit	Over	Remark
	MHz	dB	dB/m	dB	dBuV	dBuV/m	dBuV/m	dB	
1	1152.148	4.22	24.24	38.70	48.74	38.50	74.00	-35.50	peak
2	1370.328	5.05	25.26	38.70	47.17	38.78	74.00	-35.22	peak
3	4495.125	7.55	33.60	38.15	46.14	49.14	68.20	-19.06	peak
4	7411.461	10.02	36.33	38.24	42.13	50.24	74.00	-23.76	peak
5	pp10600.000	11.36	37.22	36.36	38.38	50.60	68.20	-17.60	peak
6	15900.000	14.84	41.24	37.87	32.57	50.78	74.00	-23.22	peak



Test mode:	802.11n(HT20)	Frequency(MHz):	5300	Peak	Horizontal
------------	---------------	-----------------	------	------	------------



Condition: 3m HORIZONTAL

Job No : 0217RG

Mode : 5300 TX RSE

: Ant 1+2 5G WIFI 11N CH60

	Freq	Cable Loss	Ant Factor	Preamp Factor	Read Level	Limit Level	Over Limit	Remark
	MHz	dB	dB/m	dB	dBuV	dBuV/m	dBuV/m	dB
1	1210.174	4.46	24.53	38.70	47.60	37.89	74.00	-36.11 peak
2	1542.733	5.42	26.00	38.70	46.42	39.14	74.00	-34.86 peak
3	4405.090	7.46	33.60	38.14	45.76	48.68	68.20	-19.52 peak
4	7117.542	10.10	36.45	38.21	41.48	49.82	68.20	-18.38 peak
5	pp10600.000	11.36	37.22	36.36	37.96	50.18	68.20	-18.02 peak
6	15900.000	14.84	41.24	37.87	31.67	49.88	74.00	-24.12 peak

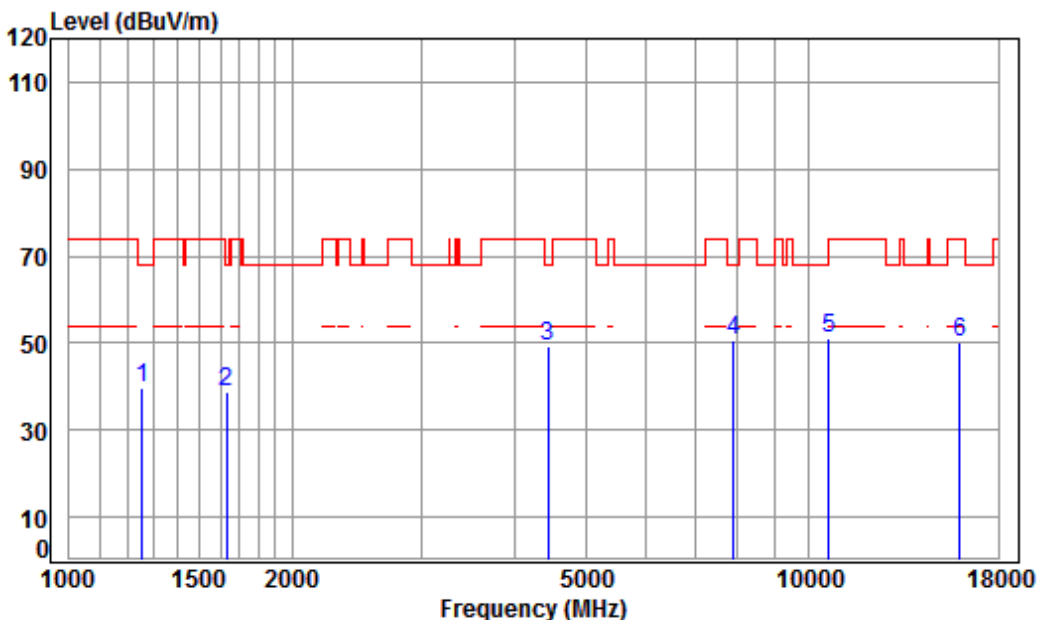


SGS-CSTC Standards Technical Services Co., Ltd. Shenzhen Branch

Report No.: SZEM180100021802

Page: 269 of 818

Test mode:	802.11n(HT20)	Frequency(MHz):	5320	Peak	Vertical
------------	---------------	-----------------	------	------	----------



Condition: 3m VERTICAL

Job No : 0217RG

Mode : 5320 TX RSE

: Ant 1+2 5G WIFI 11N CH64

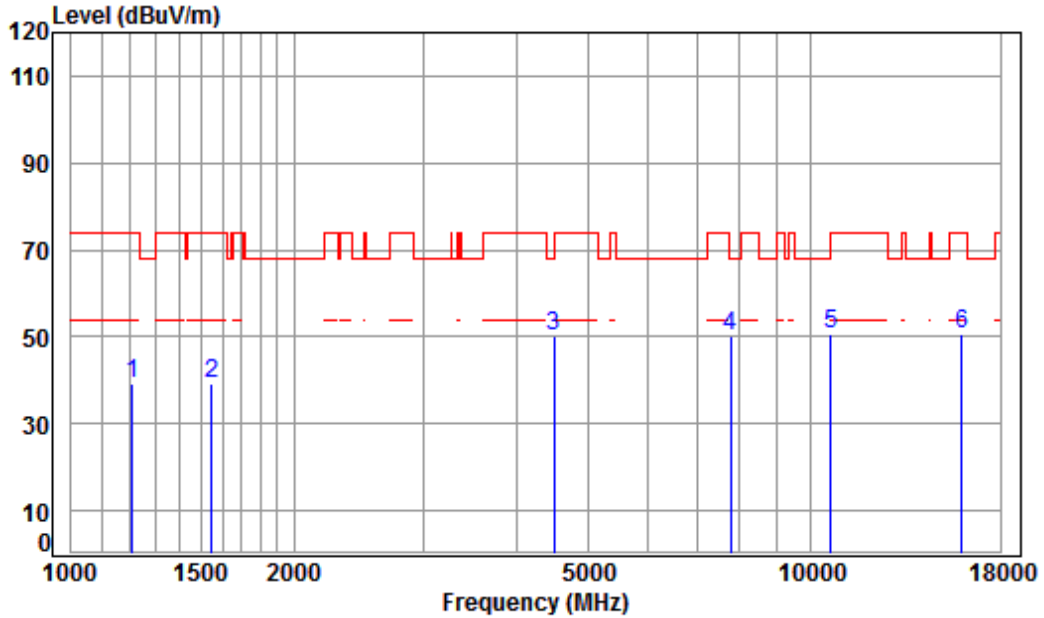
	Cable	Ant	Preamp	Read	Limit	Over		
Freq	Loss	Factor	Factor	Level	Level	Line	Limit	Remark
MHz	dB	dB/m	dB	dBuV	dBuV/m	dBuV/m	dB	
1	1256.512	4.64	24.75	38.70	48.96	39.65	68.20	-28.55 peak
2	1629.825	5.31	26.38	38.70	45.76	38.75	68.20	-29.45 peak
3	4443.453	7.50	33.60	38.15	46.22	49.17	68.20	-19.03 peak
4	pp 7898.049	9.96	36.54	38.29	42.42	50.63	68.20	-17.57 peak
5	10640.000	11.39	37.27	36.37	38.95	51.24	74.00	-22.76 peak
6	15960.000	14.93	41.22	37.83	32.03	50.35	74.00	-23.65 peak



SGS-CSTC Standards Technical Services Co., Ltd.
Shenzhen Branch

Report No.: SZEM180100021802
 Page: 270 of 818

Test mode:	802.11n(HT20)	Frequency(MHz):	5320	Peak	Horizontal
------------	---------------	-----------------	------	------	------------



Condition: 3m HORIZONTAL

Job No : 0217RG

Mode : 5320 TX RSE

: Ant 1+2 5G WIFI 11N CH64

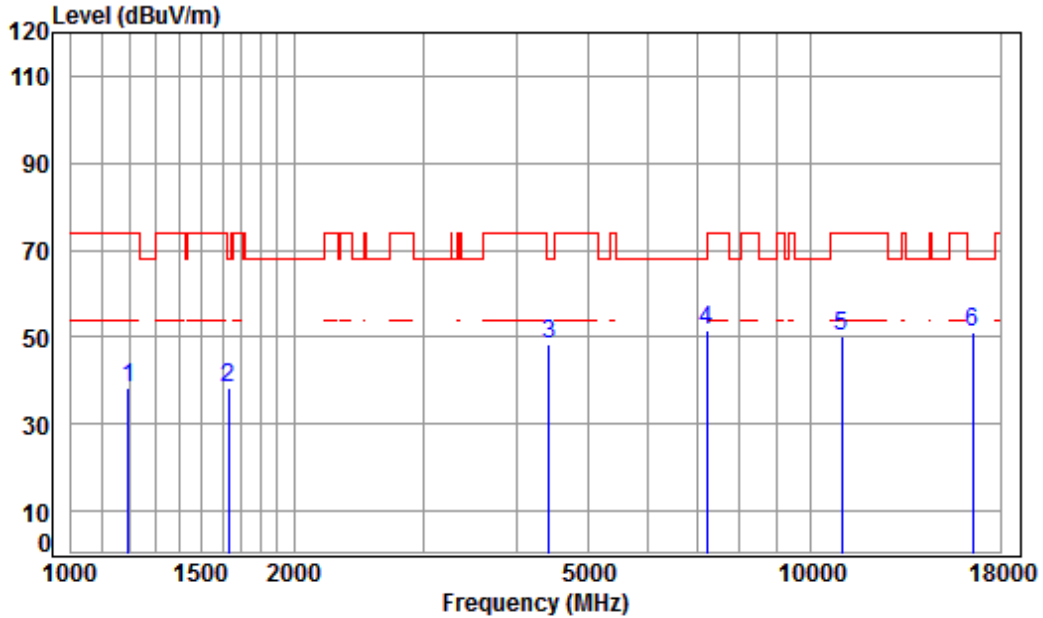
	Freq	Cable Loss	Ant Factor	Preamp Factor	Read Level	Limit Level	Over Line	Over Limit	Remark
	MHz	dB	dB/m	dB	dBuV	dBuV/m	dBuV/m	dB	
1	1210.174	4.46	24.53	38.70	48.82	39.11	74.00	-34.89	peak
2	1547.199	5.42	26.02	38.70	46.31	39.05	74.00	-34.95	peak
3	4495.125	7.55	33.60	38.15	47.24	50.24	68.20	-17.96	peak
4 pp	7784.729	9.97	36.47	38.28	42.13	50.29	68.20	-17.91	peak
5	10640.000	11.39	37.27	36.37	38.51	50.80	74.00	-23.20	peak
6	15960.000	14.93	41.22	37.83	32.36	50.68	74.00	-23.32	peak



SGS-CSTC Standards Technical Services Co., Ltd.
Shenzhen Branch

Report No.: SZEM180100021802
 Page: 271 of 818

Test mode:	802.11n(HT20)	Frequency(MHz):	5500	Peak	Vertical
------------	---------------	-----------------	------	------	----------



Condition: 3m VERTICAL

Job No : 0217RG

Mode : 5500 TX RSE

: Ant 1+2 5G WIFI 11N CH100

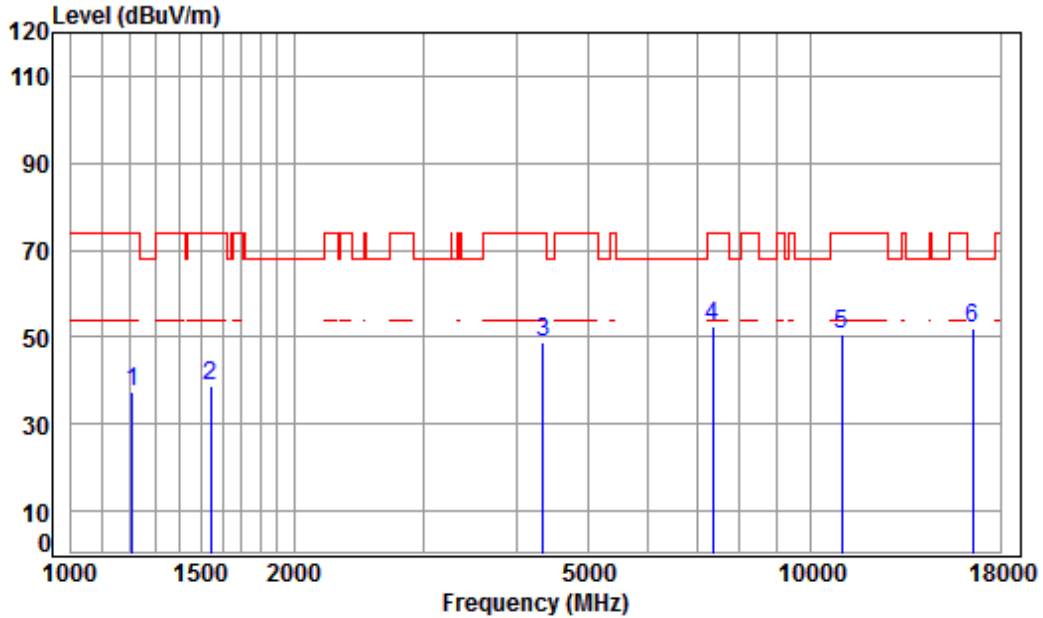
	Freq	Cable Loss	Ant Factor	Preamp Factor	Read Level	Limit Level	Limit Line	Over Limit	Remark
	MHz	dB	dB/m	dB	dBuV	dBuV/m	dBuV/m	dB	
1	1196.264	4.40	24.46	38.70	48.19	38.35	74.00	-35.65	peak
2	1629.825	5.31	26.38	38.70	45.25	38.24	68.20	-29.96	peak
3	4417.841	7.47	33.60	38.14	45.53	48.46	68.20	-19.74	peak
4	pp 7221.150	10.07	36.41	38.22	43.37	51.63	68.20	-16.57	peak
5	11000.000	11.63	37.70	36.40	37.22	50.15	74.00	-23.85	peak
6	16500.000	14.50	42.70	38.00	31.84	51.04	68.20	-17.16	peak



SGS-CSTC Standards Technical Services Co., Ltd.
Shenzhen Branch

Report No.: SZEM180100021802
 Page: 272 of 818

Test mode:	802.11n(HT20)	Frequency(MHz):	5500	Peak	Horizontal
------------	---------------	-----------------	------	------	------------



Condition: 3m HORIZONTAL

Job No : 0217RG

Mode : 5500 TX RSE

: Ant 1+2 5G WIFI 11N CH100

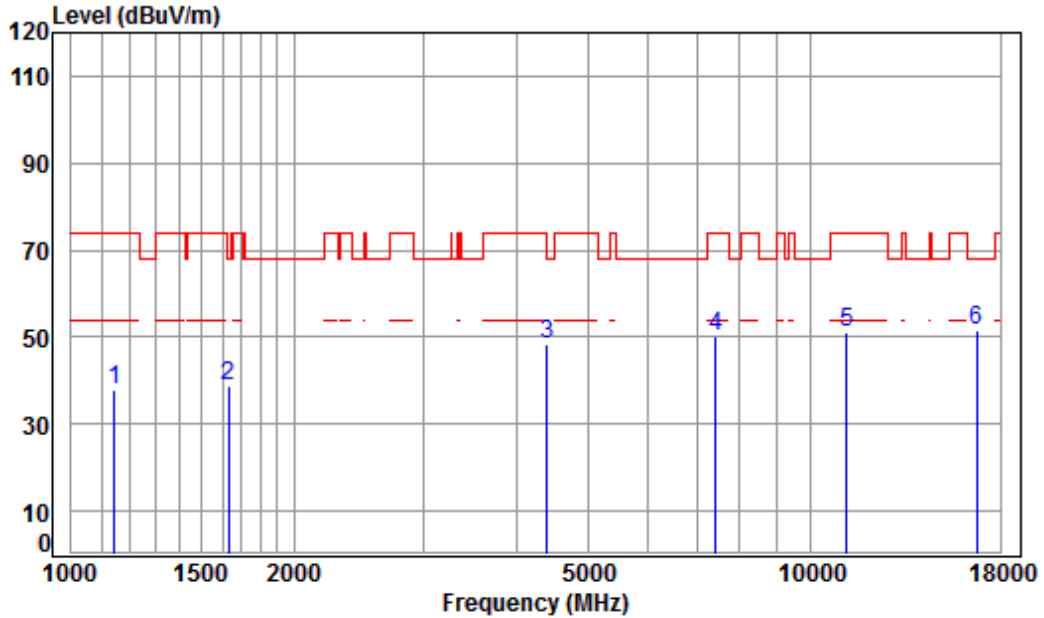
	Freq	Cable Loss	Ant Factor	Preamp Factor	Read Level	Limit Level	Limit Line	Over Limit	Remark
	MHz	dB	dB/m	dB	dBuV	dBuV/m	dBuV/m	dB	
1	1210.174	4.46	24.53	38.70	47.34	37.63	74.00	-36.37	peak
2	1542.733	5.42	26.00	38.70	45.91	38.63	74.00	-35.37	peak
3	4341.886	7.38	33.60	38.14	45.90	48.74	74.00	-25.26	peak
4	7368.741	10.03	36.35	38.24	44.13	52.27	74.00	-21.73	peak
5	11000.000	11.63	37.70	36.40	37.77	50.70	74.00	-23.30	peak
6	pp16500.000	14.50	42.70	38.00	32.61	51.81	68.20	-16.39	peak



SGS-CSTC Standards Technical Services Co., Ltd.
Shenzhen Branch

Report No.: SZEM180100021802
 Page: 273 of 818

Test mode:	802.11n(HT20)	Frequency(MHz):	5580	Peak	Vertical
------------	---------------	-----------------	------	------	----------



Condition: 3m VERTICAL

Job No : 0217RG

Mode : 5580 TX RSE

: Ant 1+2 5G WIFI 11N CH116

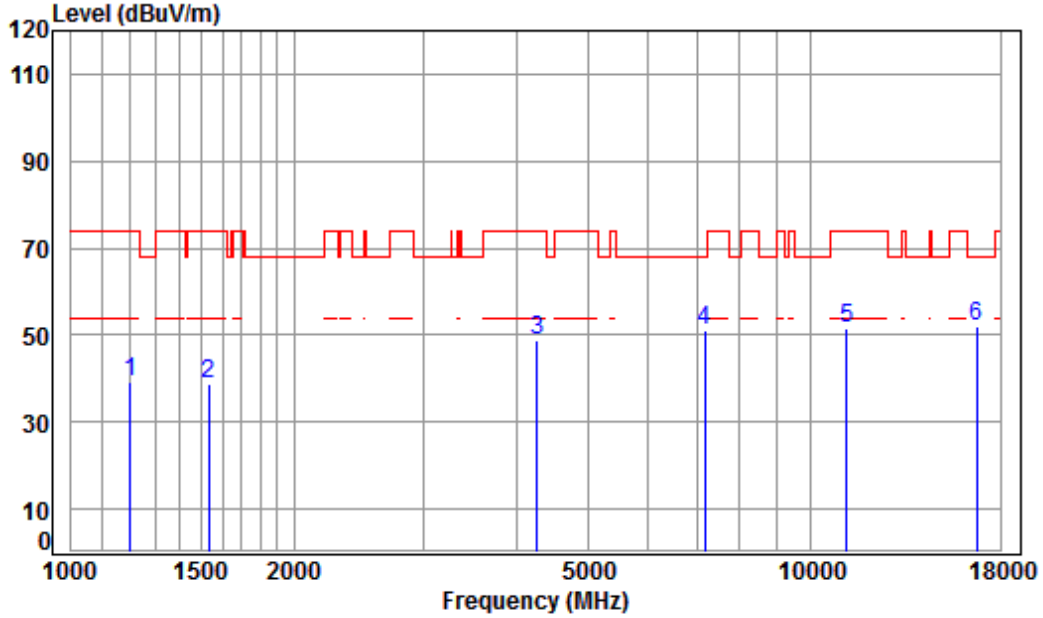
	Freq	Cable Loss	Ant Factor	Preamp Factor	Read Level	Limit Level	Limit Line	Over Limit	Remark
	MHz	dB	dB/m	dB	dBuV	dBuV/m	dBuV/m	dB	
1	1145.507	4.20	24.20	38.70	48.39	38.09	74.00	-35.91	peak
2	1634.543	5.31	26.40	38.70	45.98	38.99	68.20	-29.21	peak
3	4392.376	7.44	33.60	38.14	45.59	48.49	74.00	-25.51	peak
4	7432.914	10.02	36.33	38.24	42.17	50.28	74.00	-23.72	peak
5	11160.000	11.80	37.83	36.45	38.02	51.20	74.00	-22.80	peak
6	pp16740.000	15.57	42.75	38.10	31.45	51.67	68.20	-16.53	peak



SGS-CSTC Standards Technical Services Co., Ltd.
Shenzhen Branch

Report No.: SZEM180100021802
 Page: 274 of 818

Test mode:	802.11n(HT20)	Frequency(MHz):	5580	Peak	Horizontal
------------	---------------	-----------------	------	------	------------



Condition: 3m HORIZONTAL

Job No : 0217RG

Mode : 5580 TX RSE

: Ant 1+2 5G WIFI 11N CH116

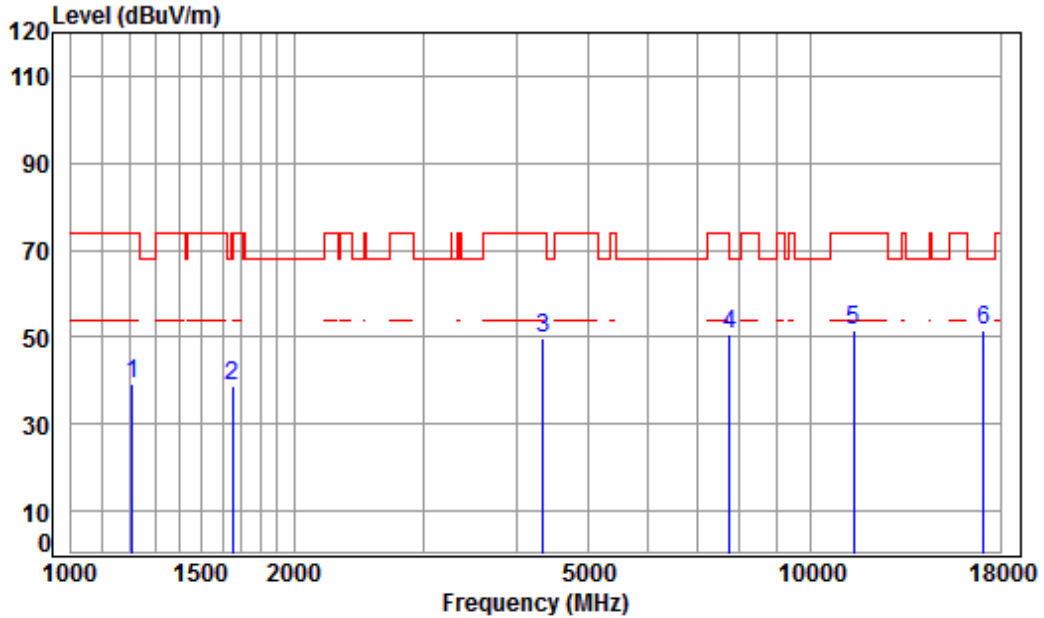
	Freq	Cable Loss	Ant Factor	Preamp Factor	Read Level	Limit Level	Over Line	Over Limit	Remark
	MHz	dB	dB/m	dB	dBuV	dBuV/m	dBuV/m	dB	
1	1203.199	4.43	24.49	38.70	49.19	39.41	74.00	-34.59	peak
2	1533.841	5.44	25.96	38.70	46.30	39.00	74.00	-35.00	peak
3	4267.237	7.30	33.60	38.13	45.92	48.69	74.00	-25.31	peak
4	7179.527	10.08	36.43	38.22	42.71	51.00	68.20	-17.20	peak
5	11160.000	11.80	37.83	36.45	38.24	51.42	74.00	-22.58	peak
6	pp16740.000	15.57	42.75	38.10	31.61	51.83	68.20	-16.37	peak



SGS-CSTC Standards Technical Services Co., Ltd.
Shenzhen Branch

Report No.: SZEM180100021802
 Page: 275 of 818

Test mode:	802.11n(HT20)	Frequency(MHz):	5700	Peak	Vertical
------------	---------------	-----------------	------	------	----------



Condition: 3m VERTICAL

Job No : 0217RG

Mode : 5700 TX RSE

: Ant 1+2 5G WIFI 11N CH140

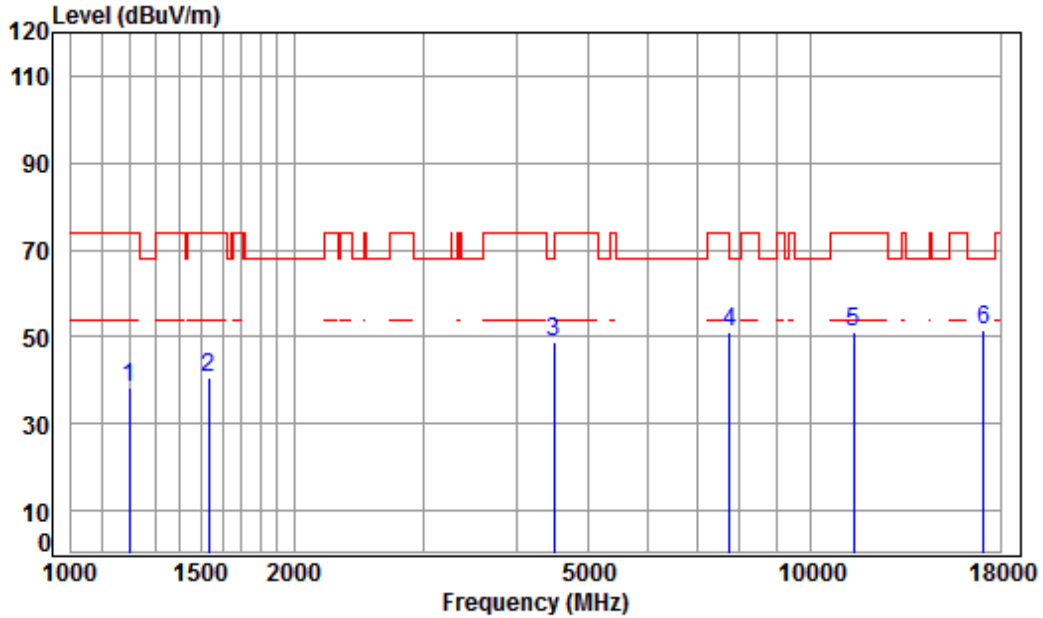
	Freq	Cable Loss	Ant Factor	Preamp Factor	Read Level	Limit Level	Over Line	Limit	Remark
	MHz	dB	dB/m	dB	dBuV	dBuV/m	dBuV/m	dB	
1	1210.174	4.46	24.53	38.70	49.00	39.29	74.00	-34.71	peak
2	1653.550	5.28	26.48	38.70	45.55	38.61	68.20	-29.59	peak
3	4341.886	7.38	33.60	38.14	46.67	49.51	74.00	-24.49	peak
4	7762.260	9.97	36.46	38.28	42.35	50.50	68.20	-17.70	peak
5	11400.000	12.04	38.02	36.52	37.93	51.47	74.00	-22.53	peak
6	pp17100.000	16.49	42.92	38.17	30.44	51.68	68.20	-16.52	peak



SGS-CSTC Standards Technical Services Co., Ltd.
Shenzhen Branch

Report No.: SZEM180100021802
 Page: 276 of 818

Test mode:	802.11n(HT20)	Frequency(MHz):	5700	Peak	Horizontal
------------	---------------	-----------------	------	------	------------



Condition: 3m HORIZONTAL

Job No : 0217RG

Mode : 5700 TX RSE

: Ant 1+2 5G WIFI 11N CH140

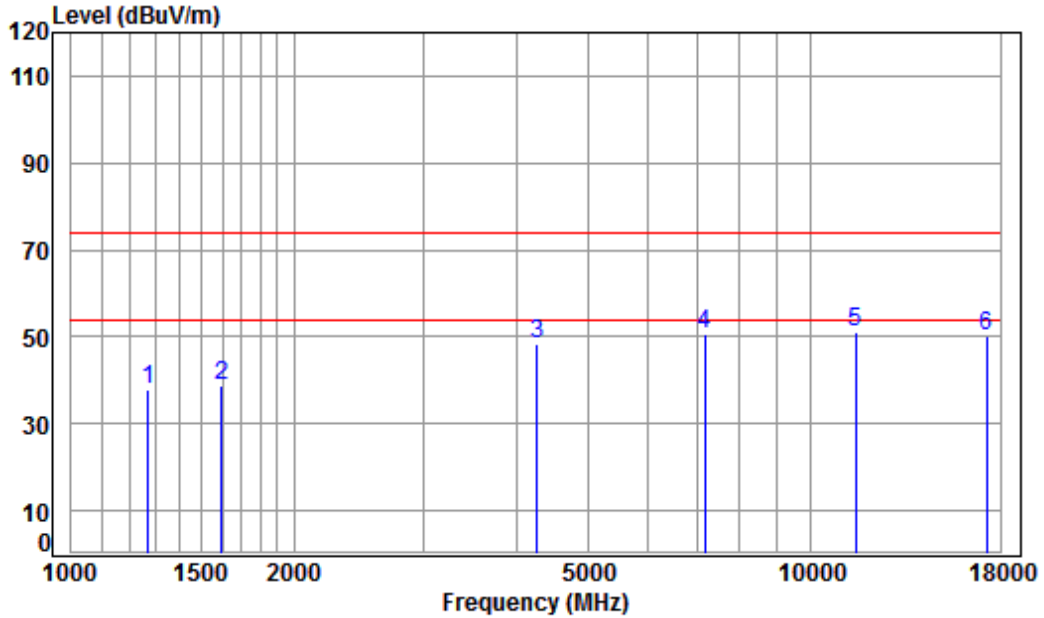
	Freq	Cable Loss	Ant Factor	Preamp Factor	Read Level	Limit Level	Over Line	Over Limit	Remark
	MHz	dB	dB/m	dB	dBuV	dBuV/m	dBuV/m	dB	
1	1199.726	4.42	24.48	38.70	48.22	38.42	74.00	-35.58	peak
2	1533.841	5.44	25.96	38.70	47.83	40.53	74.00	-33.47	peak
3	4495.125	7.55	33.60	38.15	45.94	48.94	68.20	-19.26	peak
4	7762.260	9.97	36.46	38.28	42.87	51.02	68.20	-17.18	peak
5	11400.000	12.04	38.02	36.52	37.74	51.28	74.00	-22.72	peak
6	pp17100.000	16.49	42.92	38.17	30.27	51.51	68.20	-16.69	peak



SGS-CSTC Standards Technical Services Co., Ltd.
Shenzhen Branch

Report No.: SZEM180100021802
 Page: 277 of 818

Test mode:	802.11n(HT20)	Frequency(MHz):	5745	Peak	Vertical
------------	---------------	-----------------	------	------	----------



Condition: 3m VERTICAL

Job No : 0217RG

Mode : 5745 TX RSE

: Ant 1+2 5G WIFI 11N CH149

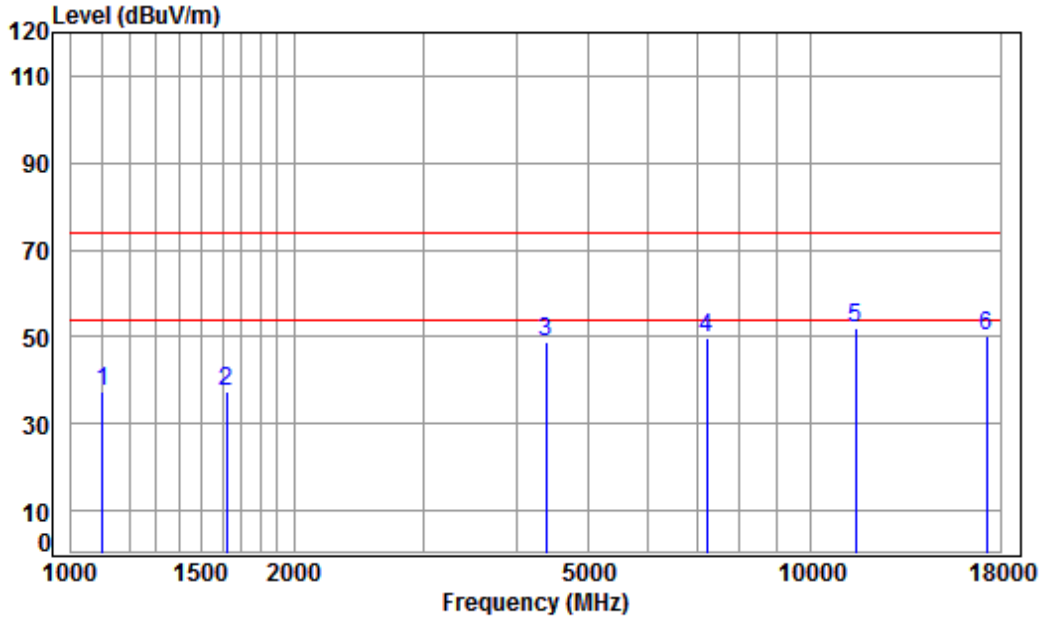
	Freq	Cable Loss	Ant Factor	Preamp Factor	Read Level	Limit Level	Over Limit	Remark
	MHz	dB	dB/m	dB	dBuV	dBuV/m	dBuV/m	dB
1	1271.123	4.69	24.82	38.70	47.26	38.07	74.00	-35.93 peak
2	1597.181	5.35	26.24	38.70	45.99	38.88	74.00	-35.12 peak
3	4267.237	7.30	33.60	38.13	45.82	48.59	74.00	-25.41 peak
4	7179.527	10.08	36.43	38.22	42.28	50.57	74.00	-23.43 peak
5	pp11490.000	12.13	38.09	36.55	37.35	51.02	74.00	-22.98 peak
6	17235.000	16.18	43.08	38.13	29.13	50.26	74.00	-23.74 peak



SGS-CSTC Standards Technical Services Co., Ltd.
Shenzhen Branch

Report No.: SZEM180100021802
 Page: 278 of 818

Test mode:	802.11n(HT20)	Frequency(MHz):	5745	Peak	Horizontal
------------	---------------	-----------------	------	------	------------



Condition: 3m HORIZONTAL

Job No : 0217RG

Mode : 5745 TX RSE

: Ant 1+2 5G WIFI 11N CH149

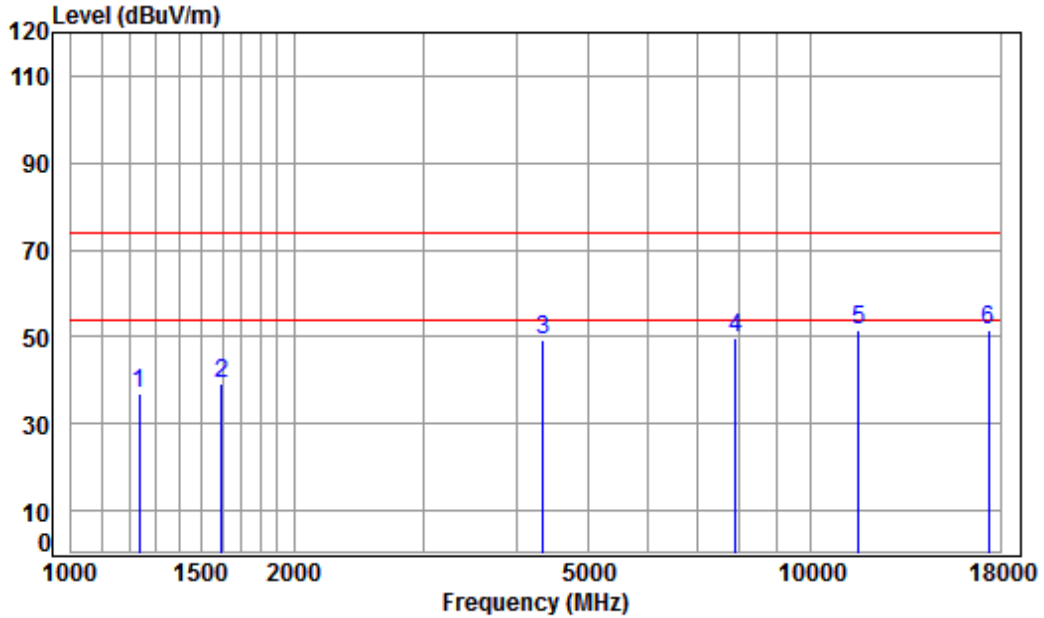
	Freq	Cable Loss	Ant Factor	Preamp Factor	Read Level	Level	Limit Line	Over Limit	Remark
	MHz	dB	dB/m	dB	dBuV	dBuV/m	dBuV/m	dB	
1	1103.264	4.02	23.98	38.70	48.24	37.54	74.00	-36.46	peak
2	1620.431	5.32	26.34	38.70	44.65	37.61	74.00	-36.39	peak
3	4379.699	7.43	33.60	38.14	46.06	48.95	74.00	-25.05	peak
4	7221.150	10.07	36.41	38.22	41.49	49.75	74.00	-24.25	peak
5	pp11490.000	12.13	38.09	36.55	38.12	51.79	74.00	-22.21	peak
6	17235.000	16.18	43.08	38.13	29.10	50.23	74.00	-23.77	peak



SGS-CSTC Standards Technical Services Co., Ltd.
Shenzhen Branch

Report No.: SZEM180100021802
 Page: 279 of 818

Test mode:	802.11n(HT20)	Frequency(MHz):	5785	Peak	Vertical
------------	---------------	-----------------	------	------	----------



Condition: 3m VERTICAL

Job No : 0217RG

Mode : 5785 TX RSE

: Ant 1+2 5G WIFI 11N CH157

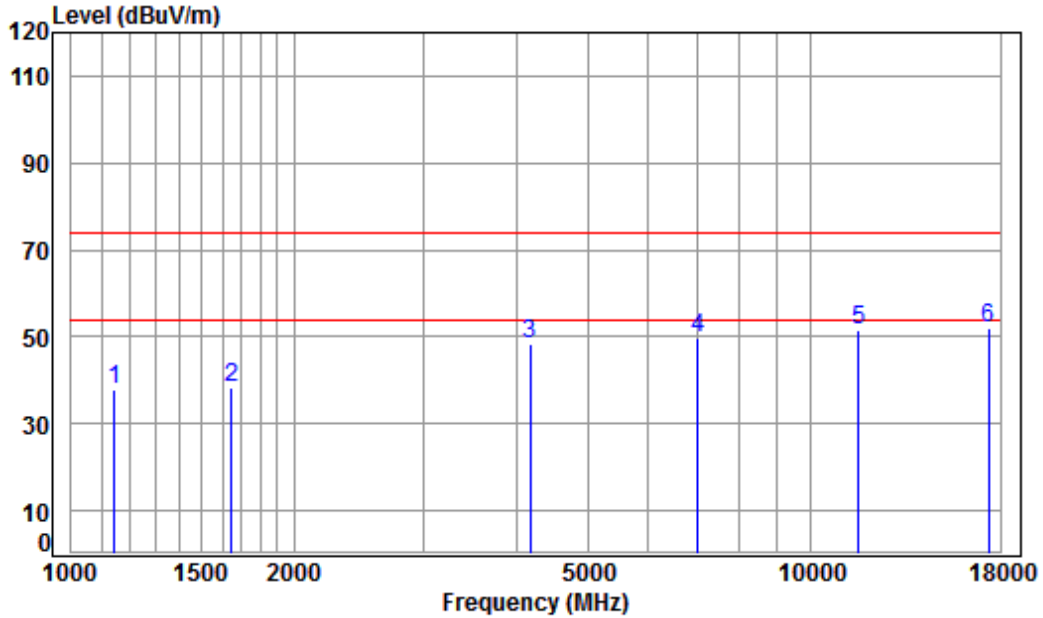
	Freq	Cable Loss	Ant Factor	Preamp Factor	Read Level	Limit Level	Over Limit	Remark
	MHz	dB	dB/m	dB	dBuV	dBuV/m	dBuV/m	dB
1	1234.909	4.55	24.65	38.70	46.54	37.04	74.00	-36.96 peak
2	1597.181	5.35	26.24	38.70	46.32	39.21	74.00	-34.79 peak
3	4341.886	7.38	33.60	38.14	46.43	49.27	74.00	-24.73 peak
4	7898.049	9.96	36.54	38.29	41.61	49.82	74.00	-24.18 peak
5	11570.000	12.17	38.17	36.57	37.58	51.35	74.00	-22.65 peak
6	pp17355.000	15.92	43.23	38.09	30.57	51.63	74.00	-22.37 peak



SGS-CSTC Standards Technical Services Co., Ltd.
Shenzhen Branch

Report No.: SZEM180100021802
 Page: 280 of 818

Test mode:	802.11n(HT20)	Frequency(MHz):	5785	Peak	Horizontal
------------	---------------	-----------------	------	------	------------



Condition: 3m HORIZONTAL

Job No : 0217RG

Mode : 5785 TX RSE

: Ant 1+2 5G WIFI 11N CH157

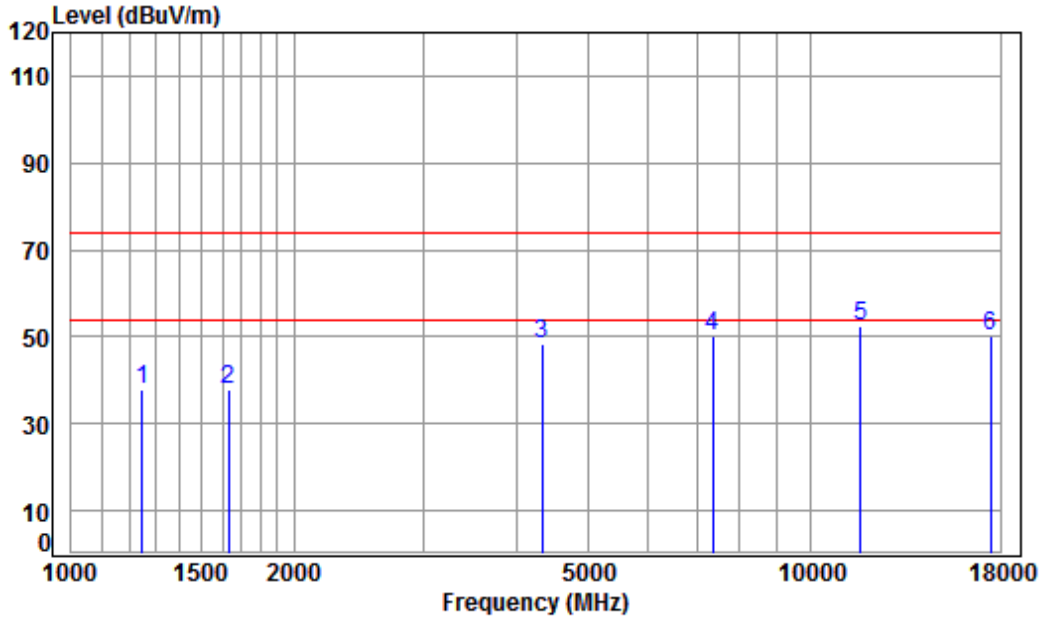
	Freq	Cable Loss	Ant Factor	Preamp Factor	Read Level	Level	Limit Line	Over Limit	Remark
	MHz	dB	dB/m	dB	dBuV	dBuV/m	dBuV/m	dB	
1	1145.507	4.20	24.20	38.70	48.25	37.95	74.00	-36.05	peak
2	1648.778	5.29	26.46	38.70	45.47	38.52	74.00	-35.48	peak
3	4169.698	7.18	33.60	38.12	45.83	48.49	74.00	-25.51	peak
4	7035.727	10.12	36.49	38.20	41.52	49.93	74.00	-24.07	peak
5	11570.000	12.17	38.17	36.57	37.67	51.44	74.00	-22.56	peak
6	pp17355.000	15.92	43.23	38.09	30.86	51.92	74.00	-22.08	peak



SGS-CSTC Standards Technical Services Co., Ltd.
Shenzhen Branch

Report No.: SZEM180100021802
 Page: 281 of 818

Test mode:	802.11n(HT20)	Frequency(MHz):	5825	Peak	Vertical
------------	---------------	-----------------	------	------	----------



Condition: 3m VERTICAL

Job No : 0217RG

Mode : 5825 TX RSE

: Ant 1+2 5G WIFI 11N CH165

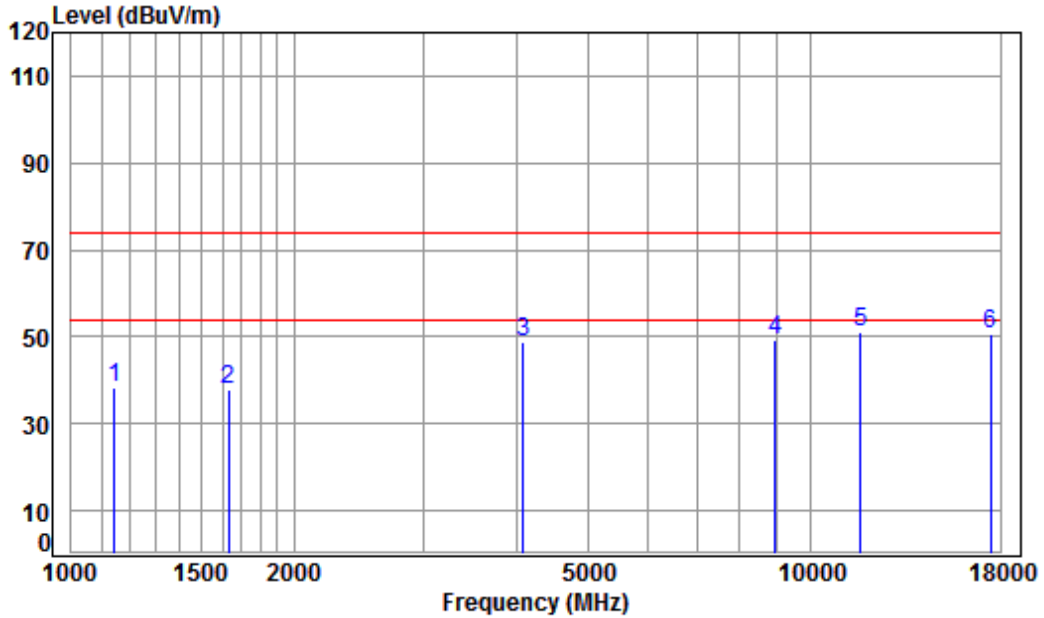
	Freq	Cable Loss	Ant Factor	Preamp Factor	Read Level	Limit Level	Over Line	Over Limit	Remark
	MHz	dB	dB/m	dB	dBuV	dBuV/m	dBuV/m	dB	
1	1249.269	4.61	24.72	38.70	47.11	37.74	74.00	-36.26	peak
2	1634.543	5.31	26.40	38.70	44.91	37.92	74.00	-36.08	peak
3	4329.354	7.37	33.60	38.14	45.45	48.28	74.00	-25.72	peak
4	7368.741	10.03	36.35	38.24	41.92	50.06	74.00	-23.94	peak
5	pp11650.000	12.20	38.25	36.60	38.53	52.38	74.00	-21.62	peak
6	17475.000	15.65	43.37	38.06	29.10	50.06	74.00	-23.94	peak



SGS-CSTC Standards Technical Services Co., Ltd.
Shenzhen Branch

Report No.: SZEM180100021802
 Page: 282 of 818

Test mode:	802.11n(HT20)	Frequency(MHz):	5825	Peak	Horizontal
------------	---------------	-----------------	------	------	------------



Condition: 3m HORIZONTAL

Job No : 0217RG

Mode : 5825 TX RSE

: Ant 1+2 5G WIFI 11N CH165

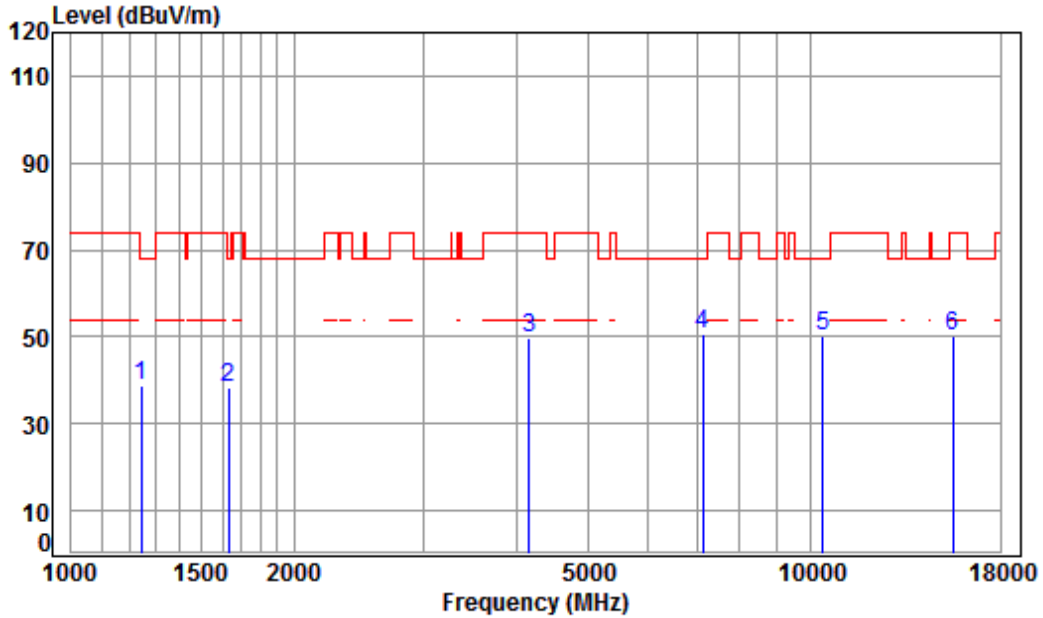
	Freq	Cable Loss	Ant Factor	Preamp Factor	Read Level	Limit Level	Over Line	Over Limit	Remark
	MHz	dB	dB/m	dB	dBuV	dBuV/m	dBuV/m	dB	
1	1145.507	4.20	24.20	38.70	48.65	38.35	74.00	-35.65	peak
2	1629.825	5.31	26.38	38.70	45.04	38.03	74.00	-35.97	peak
3	4086.182	7.08	33.60	38.11	46.12	48.69	74.00	-25.31	peak
4	8943.274	10.39	36.53	38.21	40.71	49.42	74.00	-24.58	peak
5	pp11650.000	12.20	38.25	36.60	37.41	51.26	74.00	-22.74	peak
6	17475.000	15.65	43.37	38.06	29.81	50.77	74.00	-23.23	peak



SGS-CSTC Standards Technical Services Co., Ltd.
Shenzhen Branch

Report No.: SZEM180100021802
 Page: 283 of 818

Test mode:	802.11ac(HT20)	Frequency(MHz):	5180	Peak	Vertical
------------	----------------	-----------------	------	------	----------



Condition: 3m VERTICAL

Job No : 0217RG

Mode : 5180 TX RSE

: Ant 1+2 5G WIFI 11AC CH36

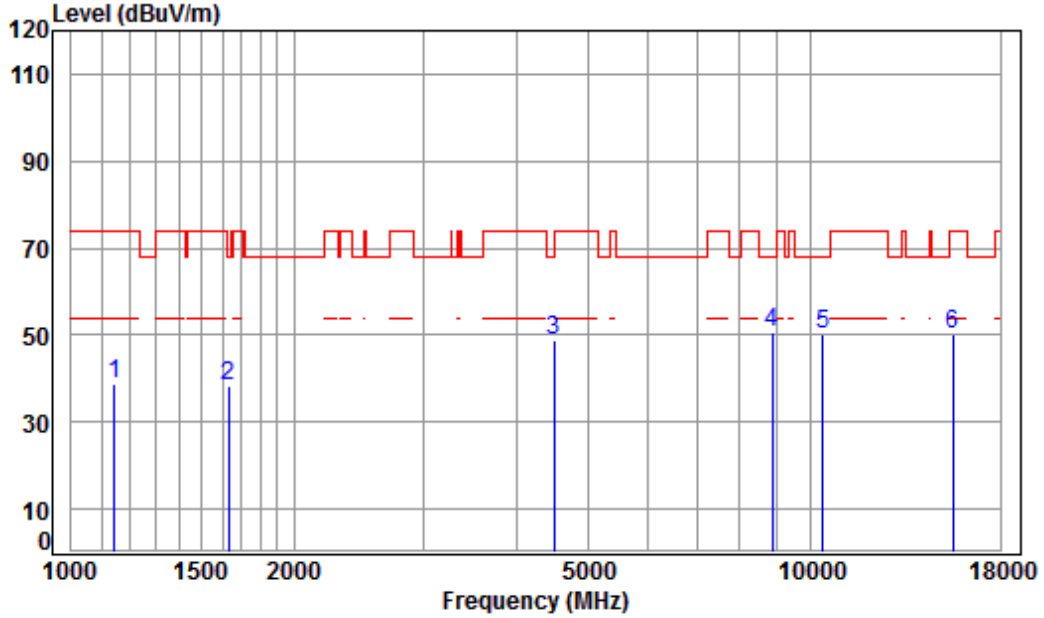
	Freq	Cable Loss	Ant Factor	Preamp Factor	Read Level	Limit Level	Over Line	Over Limit	Remark
	MHz	dB	dB/m	dB	dBuV	dBuV/m	dBuV/m	dB	
1	1245.663	4.60	24.70	38.70	48.37	38.97	68.20	-29.23	peak
2	1629.825	5.31	26.38	38.70	45.49	38.48	68.20	-29.72	peak
3	4157.664	7.17	33.60	38.12	47.06	49.71	74.00	-24.29	peak
4 pp	7138.144	10.09	36.44	38.21	42.44	50.76	68.20	-17.44	peak
5	10360.000	11.19	37.24	36.34	37.91	50.00	68.20	-18.20	peak
6	15540.000	14.30	41.38	38.12	32.42	49.98	74.00	-24.02	peak



SGS-CSTC Standards Technical Services Co., Ltd.
Shenzhen Branch

Report No.: SZEM180100021802
 Page: 284 of 818

Test mode:	802.11ac(HT20)	Frequency(MHz):	5180	Peak	Horizontal
------------	----------------	-----------------	------	------	------------



Condition: 3m HORIZONTAL

Job No : 0217RG

Mode : 5180 TX RSE

: Ant 1+2 5G WIFI 11AC CH36

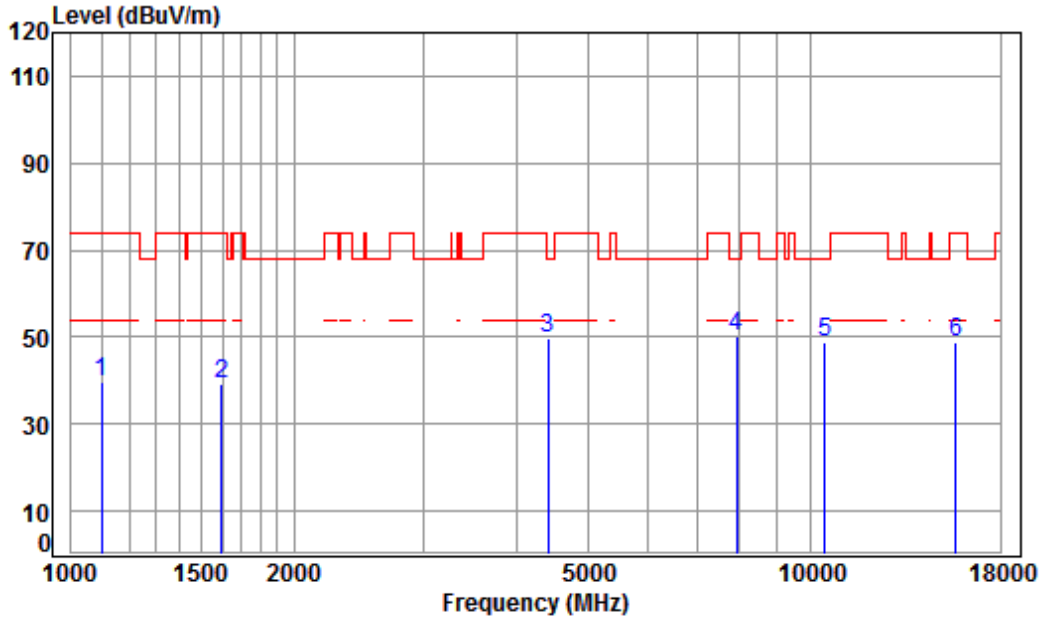
	Freq	Cable Loss	Ant Factor	Preamp Factor	Read Level	Limit Level	Over Line	Limit	Remark
	MHz	dB	dB/m	dB	dBuV	dBuV/m	dBuV/m	dB	
1	1145.507	4.20	24.20	38.70	49.04	38.74	74.00	-35.26	peak
2	1629.825	5.31	26.38	38.70	45.54	38.53	68.20	-29.67	peak
3	4495.125	7.55	33.60	38.15	45.90	48.90	68.20	-19.30	peak
4	pp 8866.062	10.37	36.44	38.21	42.16	50.76	68.20	-17.44	peak
5	10360.000	11.19	37.24	36.34	37.93	50.02	68.20	-18.18	peak
6	15540.000	14.30	41.38	38.12	32.61	50.17	74.00	-23.83	peak



SGS-CSTC Standards Technical Services Co., Ltd.
Shenzhen Branch

Report No.: SZEM180100021802
 Page: 285 of 818

Test mode:	802.11ac(HT20)	Frequency(MHz):	5220	Peak	Vertical
------------	----------------	-----------------	------	------	----------



Condition: 3m VERTICAL

Job No : 0217RG

Mode : 5220 TX RSE

: Ant 1+2 5G WIFI 11AC CH44

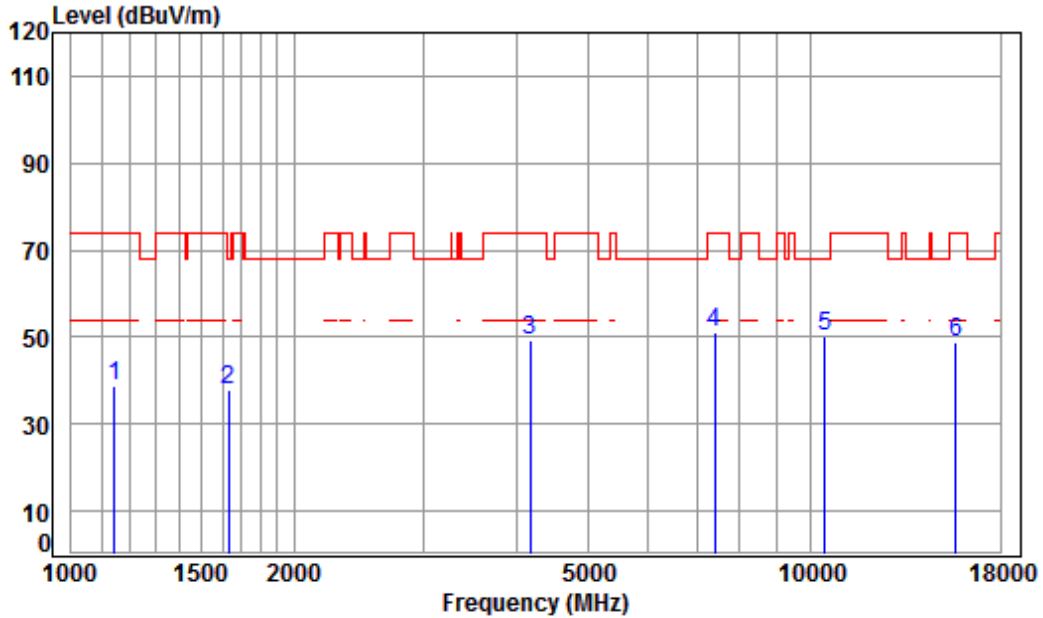
	Freq	Cable Loss	Ant Factor	Preamp Factor	Read Level	Limit Level	Over Line	Limit	Remark
	MHz	dB	dB/m	dB	dBuV	dBuV/m	dBuV/m	dB	
1	1100.079	4.00	23.96	38.70	50.48	39.74	74.00	-34.26	peak
2	1597.181	5.35	26.24	38.70	46.51	39.40	74.00	-34.60	peak
3	4405.090	7.46	33.60	38.14	46.59	49.51	68.20	-18.69	peak
4	7920.911	9.96	36.55	38.29	42.20	50.42	68.20	-17.78	peak
5	10440.000	11.25	37.16	36.35	36.81	48.87	68.20	-19.33	peak
6	15660.000	14.48	41.34	38.03	31.01	48.80	74.00	-25.20	peak



SGS-CSTC Standards Technical Services Co., Ltd.
Shenzhen Branch

Report No.: SZEM180100021802
 Page: 286 of 818

Test mode:	802.11ac(HT20)	Frequency(MHz):	5220	Peak	Horizontal
------------	----------------	-----------------	------	------	------------



Condition: 3m HORIZONTAL

Job No : 0217RG

Mode : 5220 TX RSE

: Ant 1+2 5G WIFI 11AC CH44

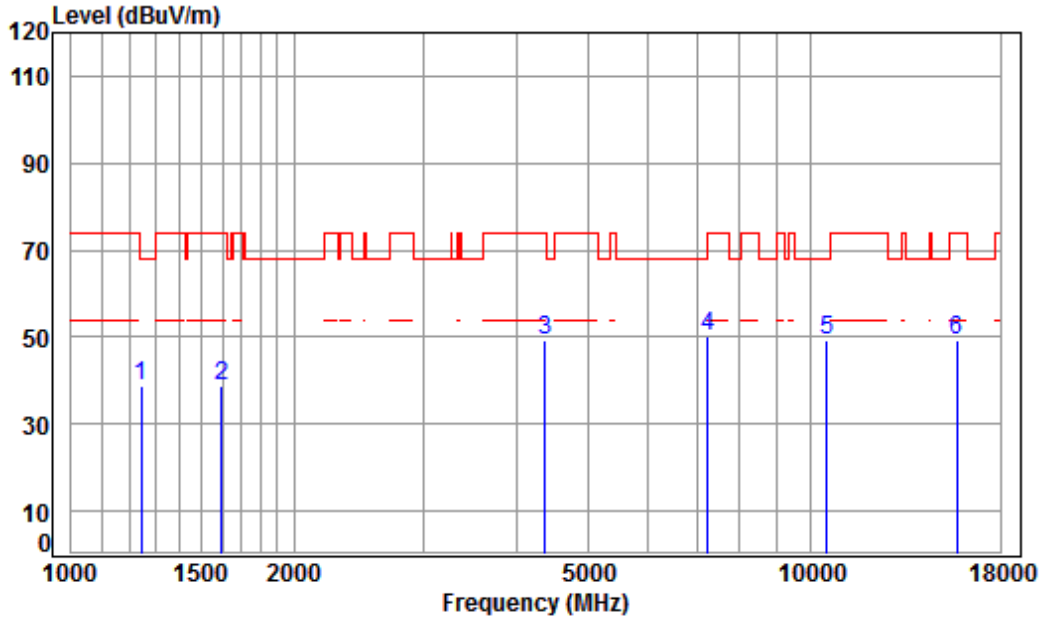
	Freq	Cable Loss	Ant Factor	Preamp Factor	Read Level	Limit Level	Over Line	Limit Remark
	MHz	dB	dB/m	dB	dBuV	dBuV/m	dBuV/m	dB
1	1145.507	4.20	24.20	38.70	48.86	38.56	74.00	-35.44 peak
2	1634.543	5.31	26.40	38.70	45.05	38.06	68.20	-30.14 peak
3	4169.698	7.18	33.60	38.12	46.50	49.16	74.00	-24.84 peak
4	7411.461	10.02	36.33	38.24	42.91	51.02	74.00	-22.98 peak
5	pp10440.000	11.25	37.16	36.35	37.93	49.99	68.20	-18.21 peak
6	15660.000	14.48	41.34	38.03	30.81	48.60	74.00	-25.40 peak



SGS-CSTC Standards Technical Services Co., Ltd.
Shenzhen Branch

Report No.: SZEM180100021802
 Page: 287 of 818

Test mode:	802.11ac(HT20)	Frequency(MHz):	5240	Peak	Vertical
------------	----------------	-----------------	------	------	----------



Condition: 3m VERTICAL

Job No : 0217RG

Mode : 5240 TX RSE

: Ant 1+2 5G WIFI 11AC CH48

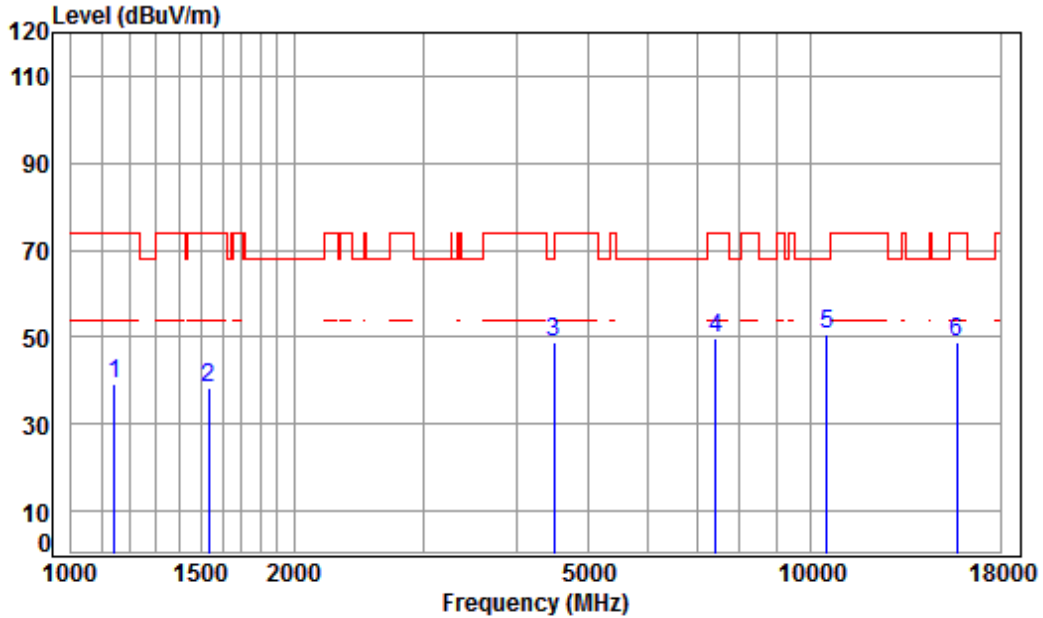
	Freq	Cable Loss	Ant Factor	Preamp Factor	Read Level	Limit Level	Over Line	Limit	Remark
	MHz	dB	dB/m	dB	dBuV	dBuV/m	dBuV/m	dB	
1	1245.663	4.60	24.70	38.70	48.14	38.74	68.20	-29.46	peak
2	1597.181	5.35	26.24	38.70	45.69	38.58	74.00	-35.42	peak
3	4367.058	7.41	33.60	38.14	46.39	49.26	74.00	-24.74	peak
4 pp	7242.052	10.07	36.40	38.23	41.88	50.12	68.20	-18.08	peak
5	10480.000	11.28	37.12	36.35	37.04	49.09	68.20	-19.11	peak
6	15720.000	14.57	41.31	37.99	31.55	49.44	74.00	-24.56	peak



SGS-CSTC Standards Technical Services Co., Ltd.
Shenzhen Branch

Report No.: SZEM180100021802
 Page: 288 of 818

Test mode:	802.11ac(HT20)	Frequency(MHz):	5240	Peak	Horizontal
------------	----------------	-----------------	------	------	------------



Condition: 3m HORIZONTAL

Job No : 0217RG

Mode : 5240 TX RSE

: Ant 1+2 5G WIFI 11AC CH48

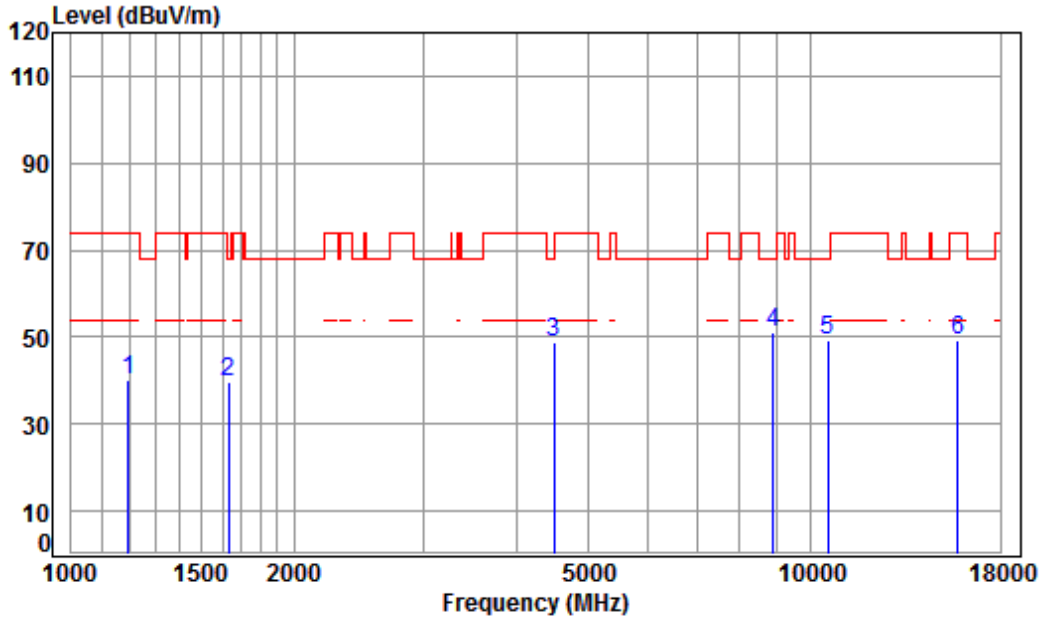
	Freq	Cable Loss	Ant Factor	Preamp Factor	Read Level	Limit Level	Limit Line	Over Limit	Remark
	MHz	dB	dB/m	dB	dBuV	dBuV/m	dBuV/m	dB	
1	1145.507	4.20	24.20	38.70	49.43	39.13	74.00	-34.87	peak
2	1533.841	5.44	25.96	38.70	45.68	38.38	74.00	-35.62	peak
3	4495.125	7.55	33.60	38.15	45.94	48.94	68.20	-19.26	peak
4	7432.914	10.02	36.33	38.24	41.71	49.82	74.00	-24.18	peak
5	pp10480.000	11.28	37.12	36.35	38.69	50.74	68.20	-17.46	peak
6	15720.000	14.57	41.31	37.99	31.08	48.97	74.00	-25.03	peak



SGS-CSTC Standards Technical Services Co., Ltd.
Shenzhen Branch

Report No.: SZEM180100021802
 Page: 289 of 818

Test mode:	802.11ac(HT20)	Frequency(MHz):	5260	Peak	Vertical
------------	----------------	-----------------	------	------	----------



Condition: 3m VERTICAL

Job No : 0217RG

Mode : 5260 TX RSE

: Ant 1+2 5G WIFI 11AC CH52

	Freq	Cable Loss	Ant Factor	Preamp Factor	Read Level	Limit Level	Limit Line	Over Limit	Remark
	MHz	dB	dB/m	dB	dBuV	dBuV/m	dBuV/m	dB	
1	1196.264	4.40	24.46	38.70	49.93	40.09	74.00	-33.91	peak
2	1629.825	5.31	26.38	38.70	46.48	39.47	68.20	-28.73	peak
3	4495.125	7.55	33.60	38.15	45.84	48.84	68.20	-19.36	peak
4	pp 8891.725	10.37	36.47	38.21	42.62	51.25	68.20	-16.95	peak
5	10520.000	11.30	37.12	36.35	37.02	49.09	68.20	-19.11	peak
6	15780.000	14.66	41.29	37.95	31.14	49.14	74.00	-24.86	peak

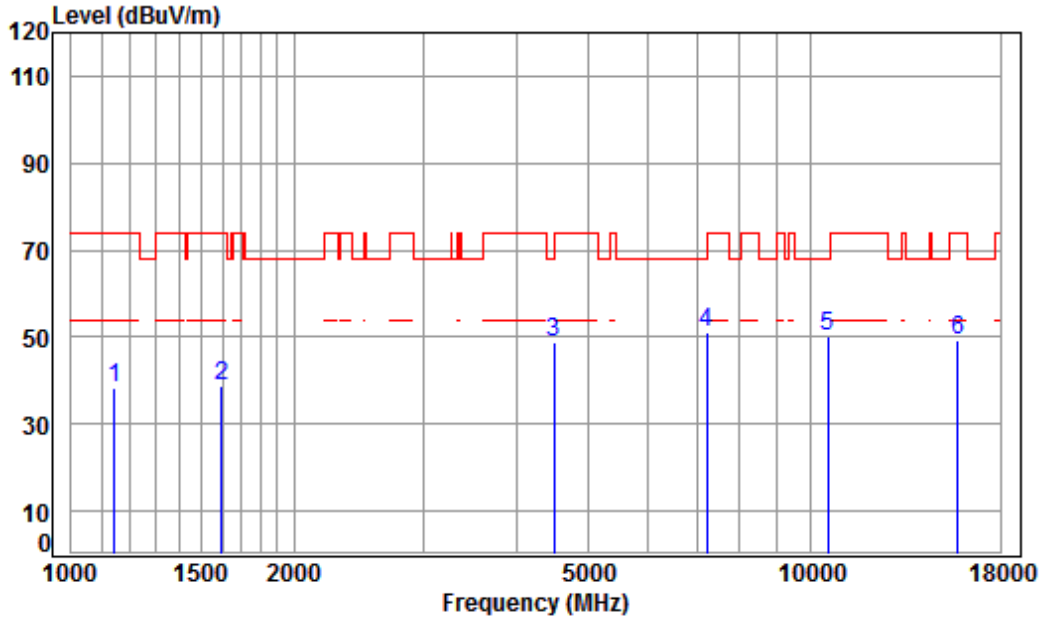


SGS-CSTC Standards Technical Services Co., Ltd.
Shenzhen Branch

Report No.: SZEM180100021802

Page: 290 of 818

Test mode:	802.11ac(HT20)	Frequency(MHz):	5260	Peak	Horizontal
------------	----------------	-----------------	------	------	------------



Condition: 3m HORIZONTAL

Job No : 0217RG

Mode : 5260 TX RSE

: Ant 1+2 5G WIFI 11AC CH52

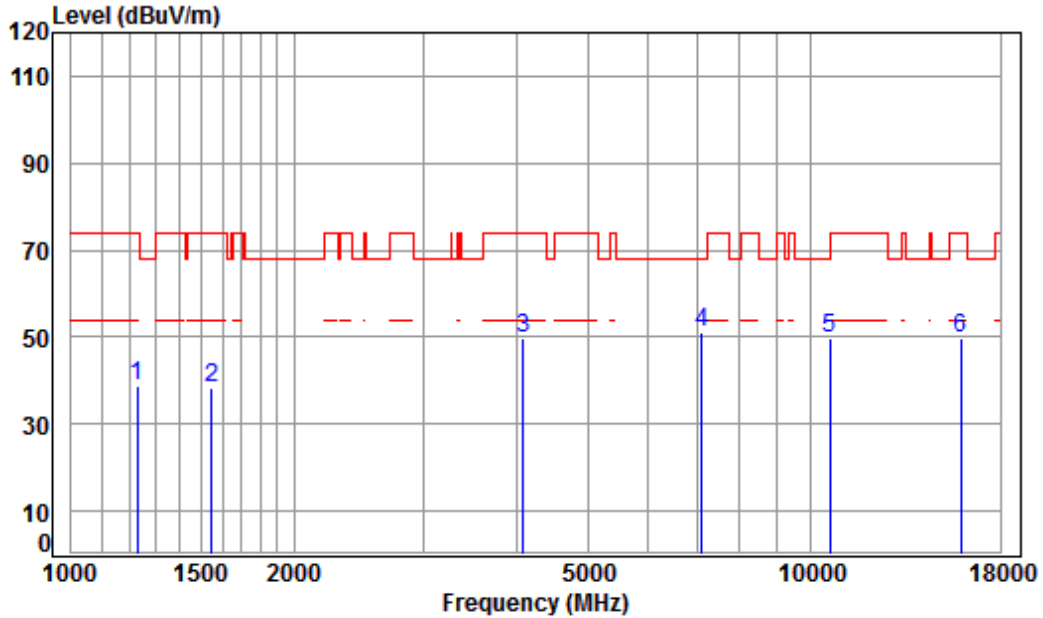
	Freq	Cable Loss	Ant Factor	Preamp Factor	Read Level	Limit Level	Over Line	Limit	Remark
	MHz	dB	dB/m	dB	dBuV	dBuV/m	dBuV/m	dB	
1	1145.507	4.20	24.20	38.70	48.75	38.45	74.00	-35.55	peak
2	1597.181	5.35	26.24	38.70	45.67	38.56	74.00	-35.44	peak
3	4495.125	7.55	33.60	38.15	45.60	48.60	68.20	-19.60	peak
4 pp	7221.150	10.07	36.41	38.22	43.04	51.30	68.20	-16.90	peak
5	10520.000	11.30	37.12	36.35	38.08	50.15	68.20	-18.05	peak
6	15780.000	14.66	41.29	37.95	31.31	49.31	74.00	-24.69	peak



SGS-CSTC Standards Technical Services Co., Ltd.
Shenzhen Branch

Report No.: SZEM180100021802
 Page: 291 of 818

Test mode:	802.11ac(HT20)	Frequency(MHz):	5300	Peak	Vertical
------------	----------------	-----------------	------	------	----------



Condition: 3m VERTICAL

Job No : 0217RG

Mode : 5300 TX RSE

: Ant 1+2 5G WIFI 11AC CH60

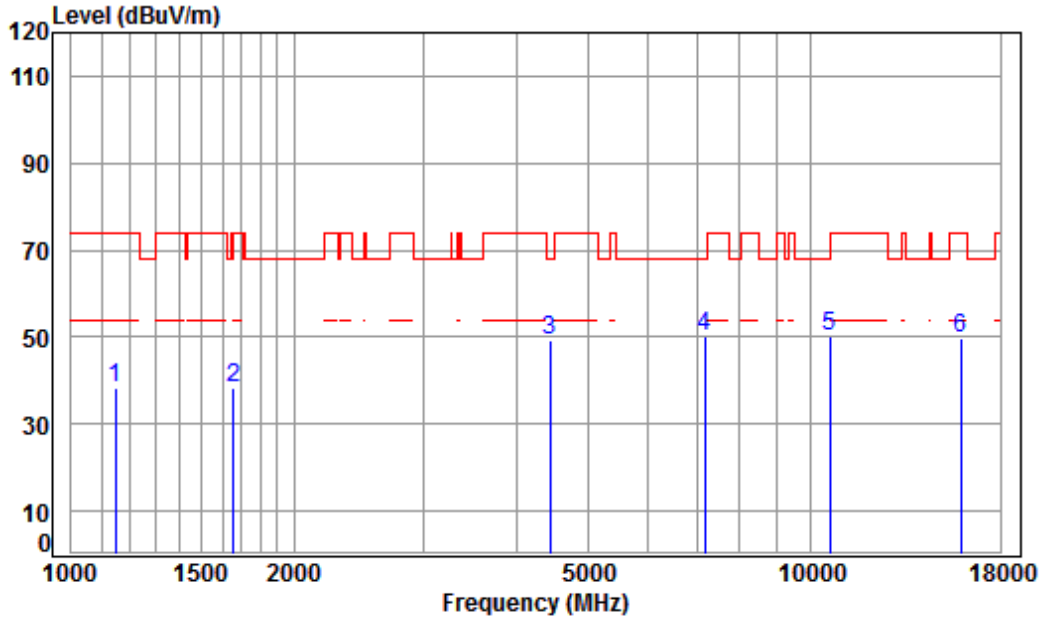
	Freq	Cable Loss	Ant Factor	Preamp Factor	Read Level	Limit Level	Limit Line	Over Limit	Remark
	MHz	dB	dB/m	dB	dBuV	dBuV/m	dBuV/m	dB	
1	1227.791	4.53	24.61	38.70	48.20	38.64	74.00	-35.36	peak
2	1547.199	5.42	26.02	38.70	45.55	38.29	74.00	-35.71	peak
3	4086.182	7.08	33.60	38.11	47.12	49.69	74.00	-24.31	peak
4	7117.542	10.10	36.45	38.21	42.57	50.91	68.20	-17.29	peak
5	10600.000	11.36	37.22	36.36	37.62	49.84	68.20	-18.36	peak
6	15900.000	14.84	41.24	37.87	31.47	49.68	74.00	-24.32	peak



SGS-CSTC Standards Technical Services Co., Ltd.
Shenzhen Branch

Report No.: SZEM180100021802
 Page: 292 of 818

Test mode:	802.11ac(HT20)	Frequency(MHz):	5300	Peak	Horizontal
------------	----------------	-----------------	------	------	------------



Condition: 3m HORIZONTAL

Job No : 0217RG

Mode : 5300 TX RSE

: Ant 1+2 5G WIFI 11AC CH60

	Freq	Cable Loss	Ant Factor	Preamp Factor	Read Level	Limit Level	Over Line	Over Limit	Remark
	MHz	dB	dB/m	dB	dBuV	dBuV/m	dBuV/m	dB	
1	1148.823	4.21	24.22	38.70	48.42	38.15	74.00	-35.85	peak
2	1658.337	5.28	26.50	38.70	45.30	38.38	68.20	-29.82	peak
3	4443.453	7.50	33.60	38.15	46.25	49.20	68.20	-19.00	peak
4	7179.527	10.08	36.43	38.22	41.75	50.04	68.20	-18.16	peak
5	pp10600.000	11.36	37.22	36.36	38.13	50.35	68.20	-17.85	peak
6	15900.000	14.84	41.24	37.87	31.73	49.94	74.00	-24.06	peak

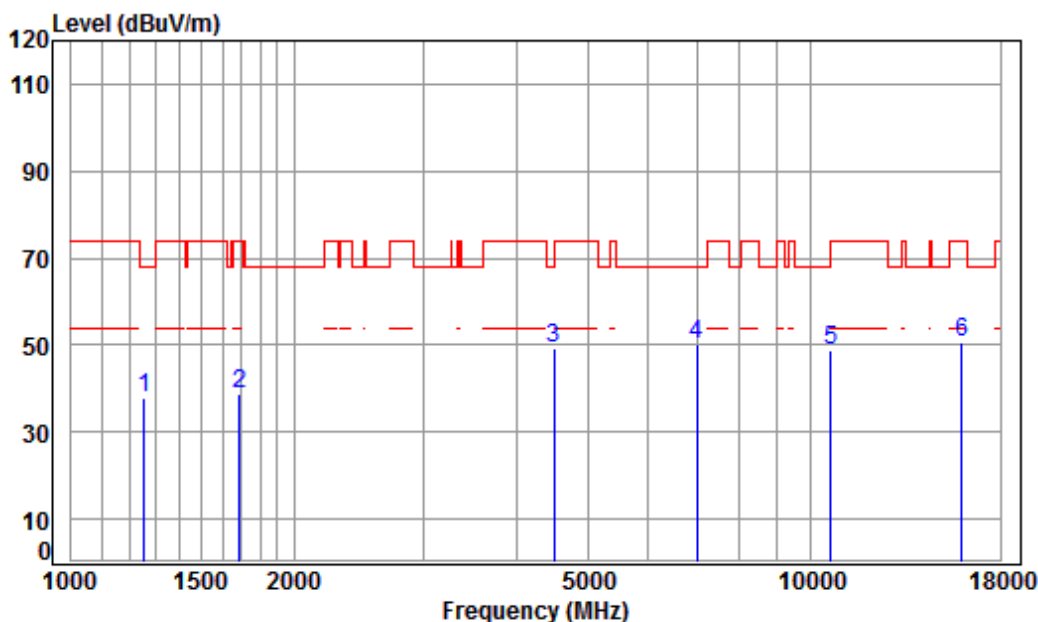


SGS-CSTC Standards Technical Services Co., Ltd. Shenzhen Branch

Report No.: SZEM180100021802

Page: 293 of 818

Test mode:	802.11ac(HT20)	Frequency(MHz):	5320	Peak	Vertical
------------	----------------	-----------------	------	------	----------



Condition: 3m VERTICAL

Job No : 0217RG

Mode : 5320 TX RSE

: Ant 1+2 5G WIFI 11AC CH64

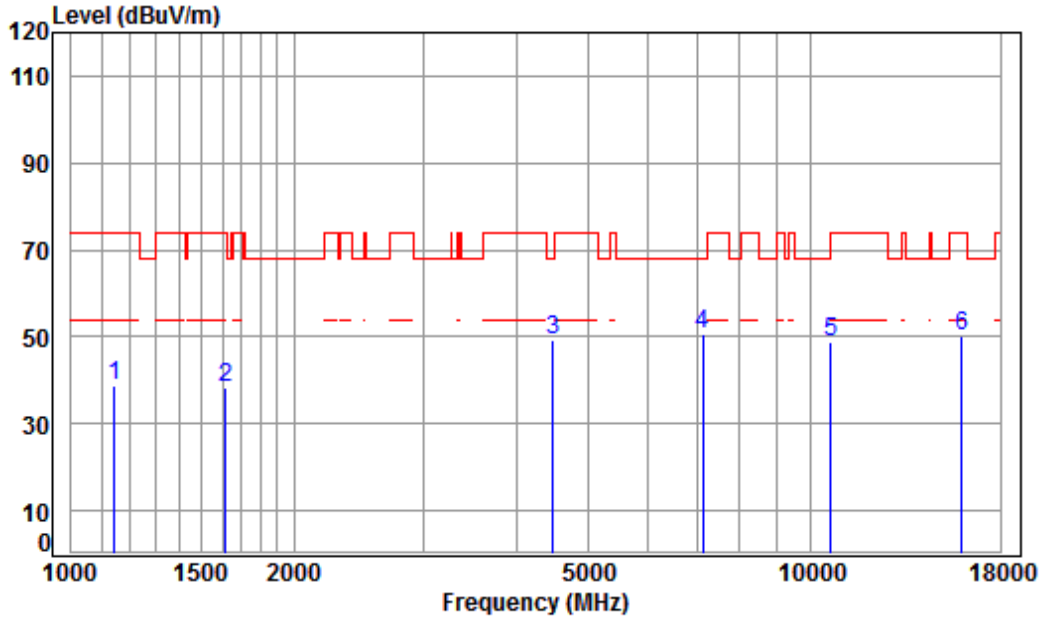
	Cable	Ant	Preamp	Read	Limit	Over		
Freq	Loss	Factor	Factor	Level	Level	Line	Limit	Remark
MHz	dB	dB/m	dB	dBuV	dBuV/m	dBuV/m	dB	
1	4.64	24.75	38.70	46.97	37.66	68.20	-30.54	peak
2	5.24	26.62	38.70	45.68	38.84	74.00	-35.16	peak
3	7.55	33.60	38.15	46.06	49.06	68.20	-19.14	peak
4 pp	10.13	36.49	38.20	41.57	49.99	68.20	-18.21	peak
5	11.39	37.27	36.37	36.73	49.02	74.00	-24.98	peak
6	14.93	41.22	37.83	32.30	50.62	74.00	-23.38	peak



SGS-CSTC Standards Technical Services Co., Ltd.
Shenzhen Branch

Report No.: SZEM180100021802
 Page: 294 of 818

Test mode:	802.11ac(HT20)	Frequency(MHz):	5320	Peak	Horizontal
------------	----------------	-----------------	------	------	------------



Condition: 3m HORIZONTAL

Job No : 0217RG

Mode : 5320 TX RSE

: Ant 1+2 5G WIFI 11AC CH64

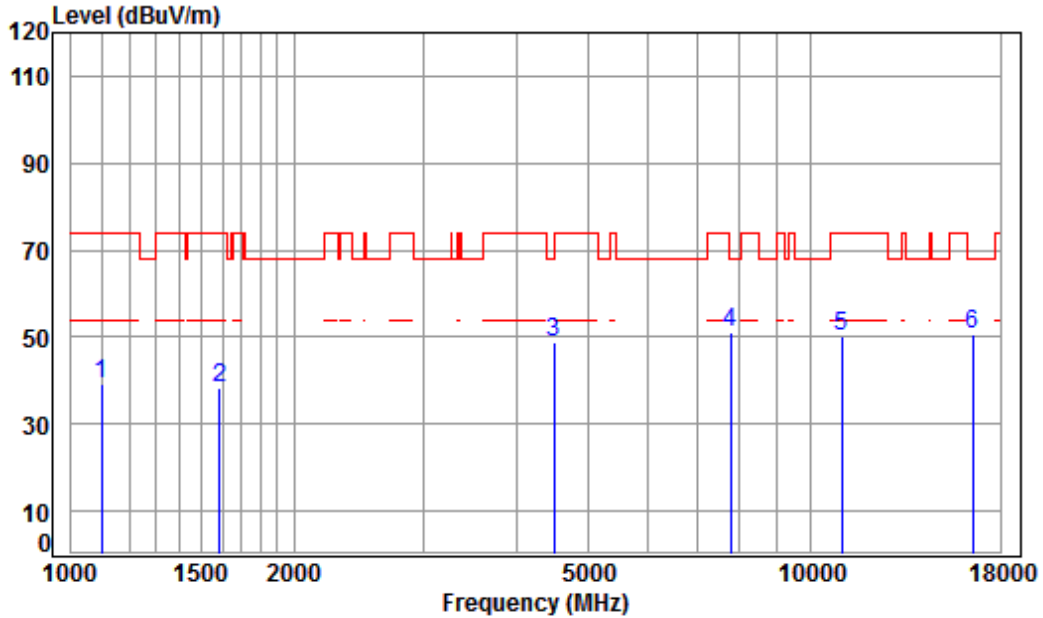
	Freq	Cable Loss	Ant Factor	Preamp Factor	Read Level	Level	Limit Line	Over Limit	Remark
	MHz	dB	dB/m	dB	dBuV	dBuV/m	dBuV/m	dB	
1	1145.507	4.20	24.20	38.70	48.89	38.59	74.00	-35.41	peak
2	1615.754	5.33	26.32	38.70	45.21	38.16	74.00	-35.84	peak
3	4482.150	7.54	33.60	38.15	46.08	49.07	68.20	-19.13	peak
4 pp	7138.144	10.09	36.44	38.21	42.51	50.83	68.20	-17.37	peak
5	10640.000	11.39	37.27	36.37	36.65	48.94	74.00	-25.06	peak
6	15960.000	14.93	41.22	37.83	31.82	50.14	74.00	-23.86	peak



SGS-CSTC Standards Technical Services Co., Ltd.
Shenzhen Branch

Report No.: SZEM180100021802
 Page: 295 of 818

Test mode:	802.11ac(HT20)	Frequency(MHz):	5500	Peak	Vertical
------------	----------------	-----------------	------	------	----------



Condition: 3m VERTICAL

Job No : 0217RG

Mode : 5500 TX RSE

: Ant 1+2 5G WIFI 11AC CH100

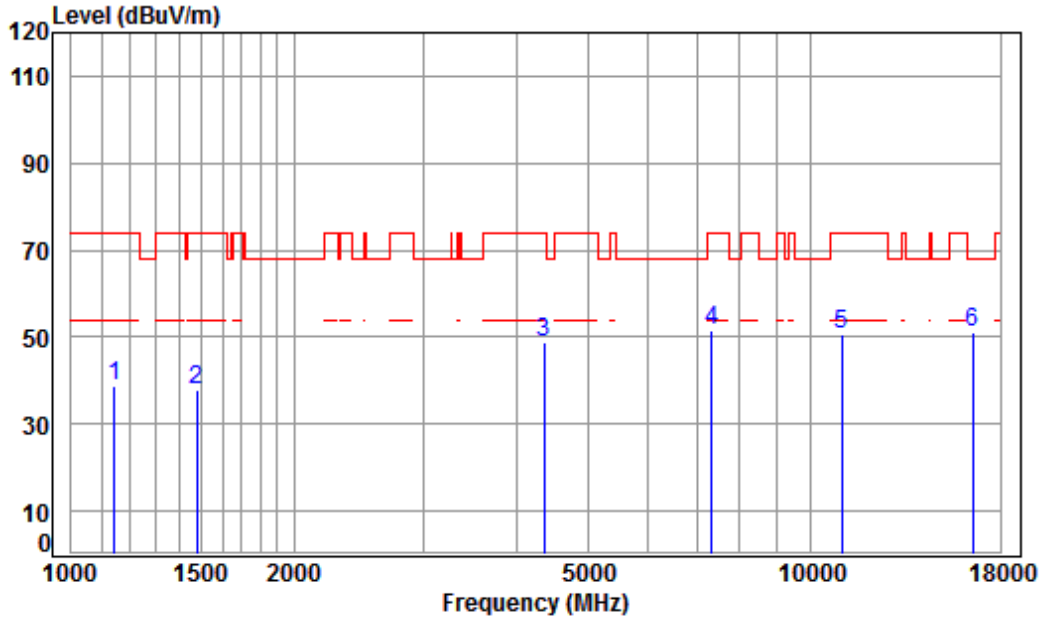
	Freq	Cable Loss	Ant Factor	Preamp Factor	Read Level	Limit Level	Over Line	Limit	Remark
	MHz	dB	dB/m	dB	dBuV	dBuV/m	dBuV/m	dB	
1	1100.079	4.00	23.96	38.70	49.77	39.03	74.00	-34.97	peak
2	1587.975	5.37	26.20	38.70	45.45	38.32	74.00	-35.68	peak
3	4495.125	7.55	33.60	38.15	45.88	48.88	68.20	-19.32	peak
4	pp 7784.729	9.97	36.47	38.28	42.93	51.09	68.20	-17.11	peak
5	11000.000	11.63	37.70	36.40	37.13	50.06	74.00	-23.94	peak
6	16500.000	14.50	42.70	38.00	31.52	50.72	68.20	-17.48	peak



SGS-CSTC Standards Technical Services Co., Ltd.
Shenzhen Branch

Report No.: SZEM180100021802
 Page: 296 of 818

Test mode:	802.11ac(HT20)	Frequency(MHz):	5500	Peak	Horizontal
------------	----------------	-----------------	------	------	------------



Condition: 3m HORIZONTAL

Job No : 0217RG

Mode : 5500 TX RSE

: Ant 1+2 5G WIFI 11AC CH100

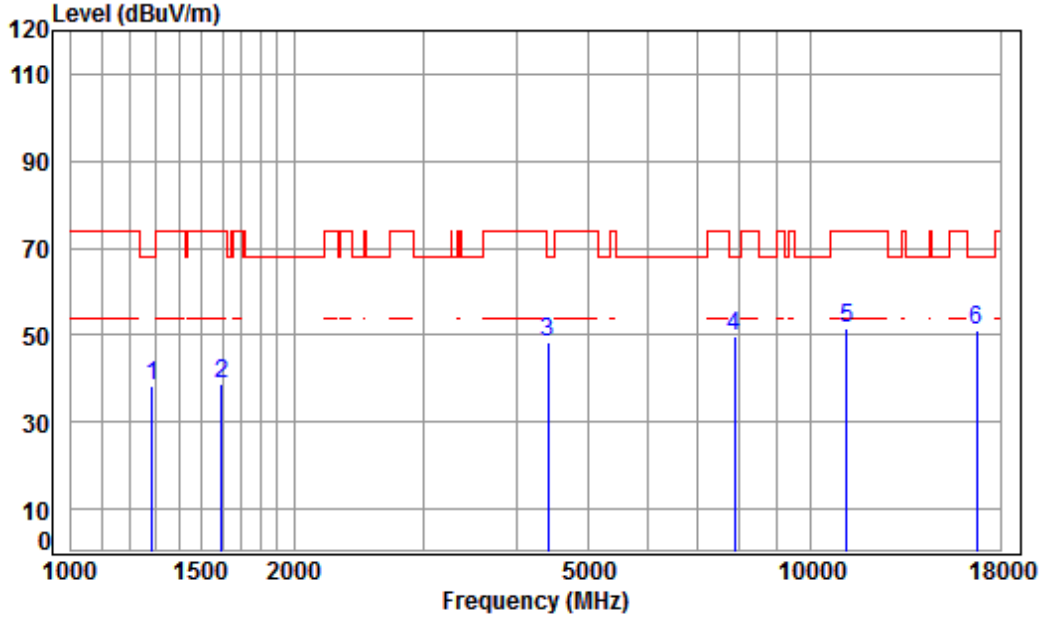
	Freq	Cable Loss	Ant Factor	Preamp Factor	Read Level	Limit Level	Limit Line	Over Limit	Remark
	MHz	dB	dB/m	dB	dBuV	dBuV/m	dBuV/m	dB	
1	1145.507	4.20	24.20	38.70	48.92	38.62	74.00	-35.38	peak
2	1477.276	5.41	25.71	38.70	45.30	37.72	74.00	-36.28	peak
3	4354.454	7.40	33.60	38.14	45.94	48.80	74.00	-25.20	peak
4	7326.267	10.04	36.37	38.23	43.29	51.47	74.00	-22.53	peak
5	11000.000	11.63	37.70	36.40	37.53	50.46	74.00	-23.54	peak
6	pp16500.000	14.50	42.70	38.00	31.72	50.92	68.20	-17.28	peak



SGS-CSTC Standards Technical Services Co., Ltd.
Shenzhen Branch

Report No.: SZEM180100021802
 Page: 297 of 818

Test mode:	802.11ac(HT20)	Frequency(MHz):	5580	Peak	Vertical
------------	----------------	-----------------	------	------	----------



Condition: 3m VERTICAL

Job No : 0217RG

Mode : 5580 TX RSE

: Ant 1+2 5G WIFI 11AC CH116

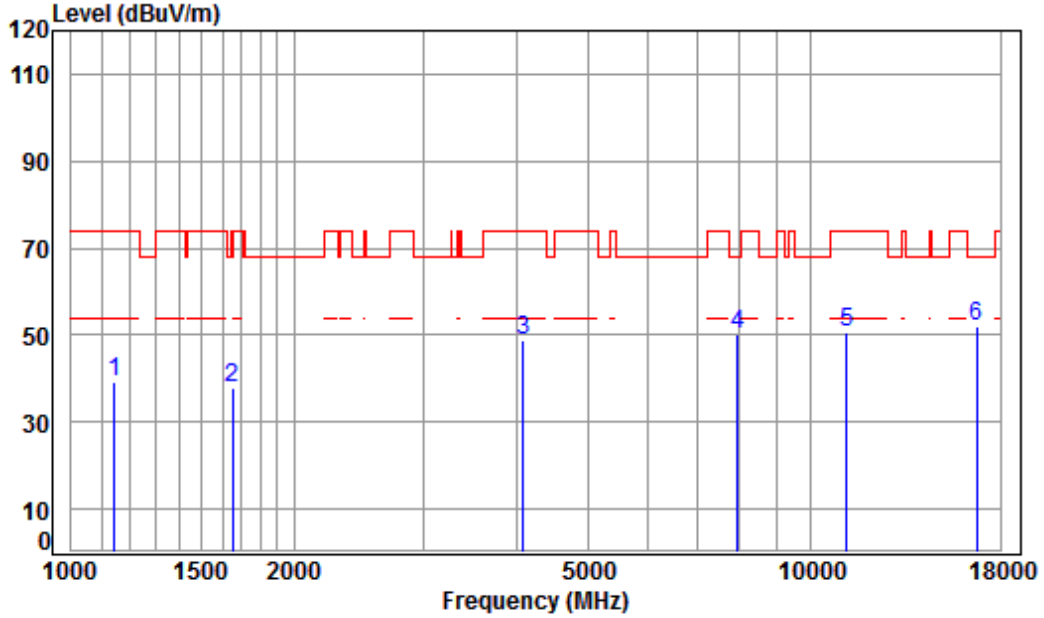
	Freq	Cable Loss	Ant Factor	Preamp Factor	Read Level	Limit Level	Over Line	Over Limit	Remark
	MHz	dB	dB/m	dB	dBuV	dBuV/m	dBuV/m	dB	
1	1285.904	4.75	24.89	38.70	47.55	38.49	68.20	-29.71	peak
2	1597.181	5.35	26.24	38.70	45.76	38.65	74.00	-35.35	peak
3	4405.090	7.46	33.60	38.14	45.41	48.33	68.20	-19.87	peak
4	7875.254	9.96	36.53	38.29	41.38	49.58	68.20	-18.62	peak
5	11160.000	11.80	37.83	36.45	38.33	51.51	74.00	-22.49	peak
6	pp16740.000	15.57	42.75	38.10	31.00	51.22	68.20	-16.98	peak



SGS-CSTC Standards Technical Services Co., Ltd.
Shenzhen Branch

Report No.: SZEM180100021802
 Page: 298 of 818

Test mode:	802.11ac(HT20)	Frequency(MHz):	5580	Peak	Horizontal
------------	----------------	-----------------	------	------	------------



Condition: 3m HORIZONTAL

Job No : 0217RG

Mode : 5580 TX RSE

: Ant 1+2 5G WIFI 11AC CH116

	Freq	Cable Loss	Ant Factor	Preamp Factor	Read Level	Limit Level	Over Line	Limit	Remark
	MHz	dB	dB/m	dB	dBuV	dBuV/m	dBuV/m	dB	
1	1145.507	4.20	24.20	38.70	49.69	39.39	74.00	-34.61	peak
2	1653.550	5.28	26.48	38.70	44.76	37.82	68.20	-30.38	peak
3	4086.182	7.08	33.60	38.11	46.04	48.61	74.00	-25.39	peak
4	7943.838	9.96	36.57	38.29	42.02	50.26	68.20	-17.94	peak
5	11160.000	11.80	37.83	36.45	37.64	50.82	74.00	-23.18	peak
6	pp16740.000	15.57	42.75	38.10	31.73	51.95	68.20	-16.25	peak

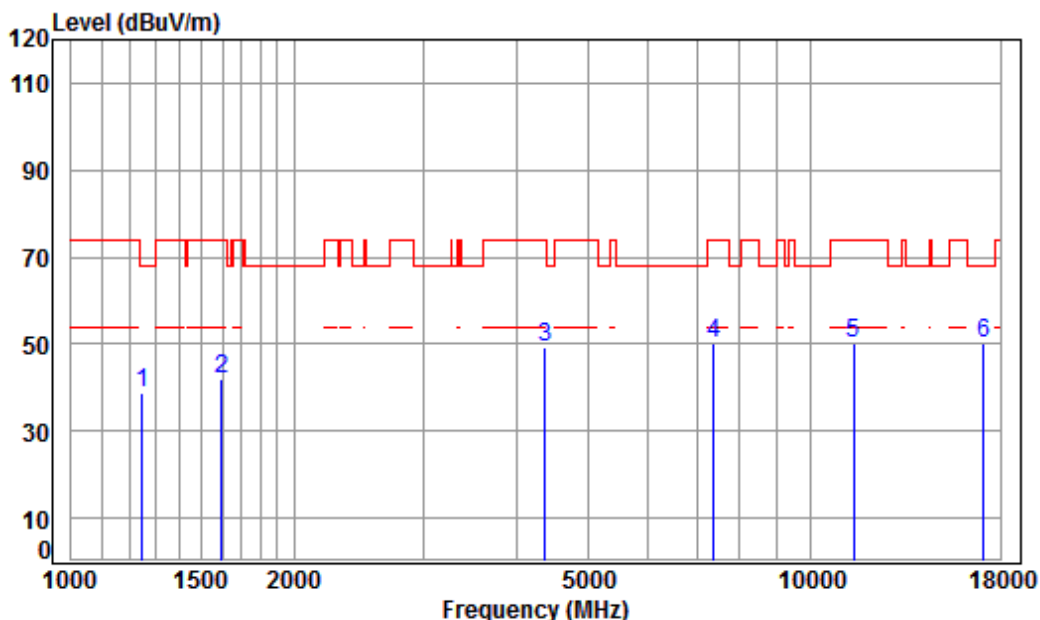


SGS-CSTC Standards Technical Services Co., Ltd. Shenzhen Branch

Report No.: SZEM180100021802

Page: 299 of 818

Test mode:	802.11ac(HT20)	Frequency(MHz):	5700	Peak	Vertical
------------	----------------	-----------------	------	------	----------



Condition: 3m VERTICAL

Job No : 0217RG

Mode : 5700 TX RSE

: Ant 1+2 5G WIFI 11AC CH140

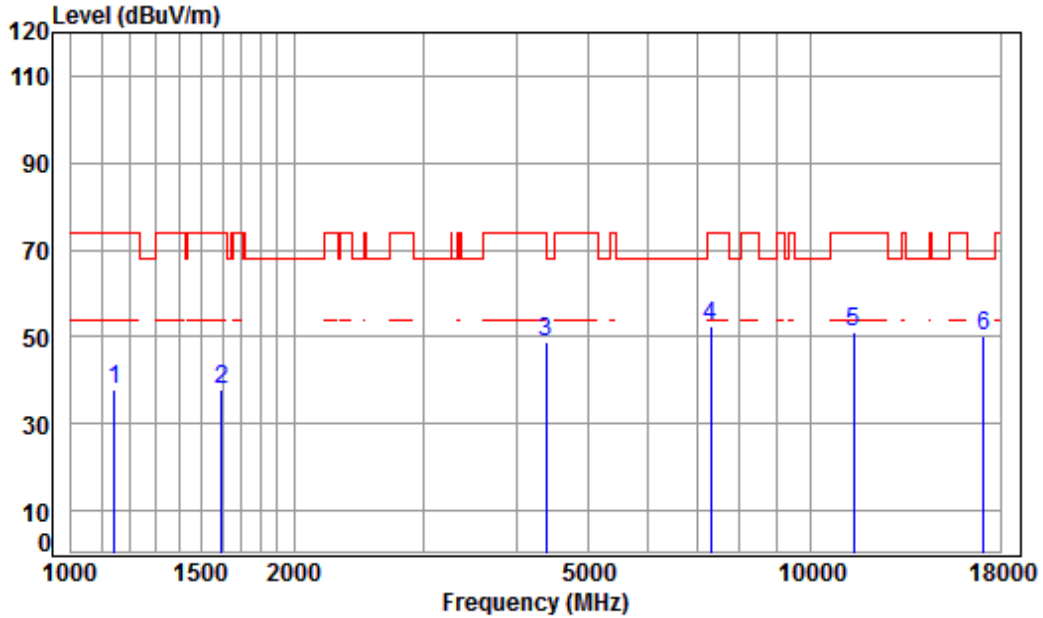
	Freq	Cable Loss	Ant Factor	Preamp Factor	Read Level	Limit Level	Limit Line	Over Limit	Remark
	MHz	dB	dB/m	dB	dBuV	dBuV/m	dBuV/m	dB	
1	1249.269	4.61	24.72	38.70	48.19	38.82	68.20	-29.38	peak
2	1597.181	5.35	26.24	38.70	49.14	42.03	74.00	-31.97	peak
3	4367.058	7.41	33.60	38.14	46.37	49.24	74.00	-24.76	peak
4	7390.070	10.03	36.34	38.24	42.05	50.18	74.00	-23.82	peak
5	11400.000	12.04	38.02	36.52	36.86	50.40	74.00	-23.60	peak
6	pp17100.000	16.49	42.92	38.17	29.02	50.26	68.20	-17.94	peak



SGS-CSTC Standards Technical Services Co., Ltd.
Shenzhen Branch

Report No.: SZEM180100021802
 Page: 300 of 818

Test mode:	802.11ac(HT20)	Frequency(MHz):	5700	Peak	Horizontal
------------	----------------	-----------------	------	------	------------



Condition: 3m HORIZONTAL

Job No : 0217RG

Mode : 5700 TX RSE

: Ant 1+2 5G WIFI 11AC CH140

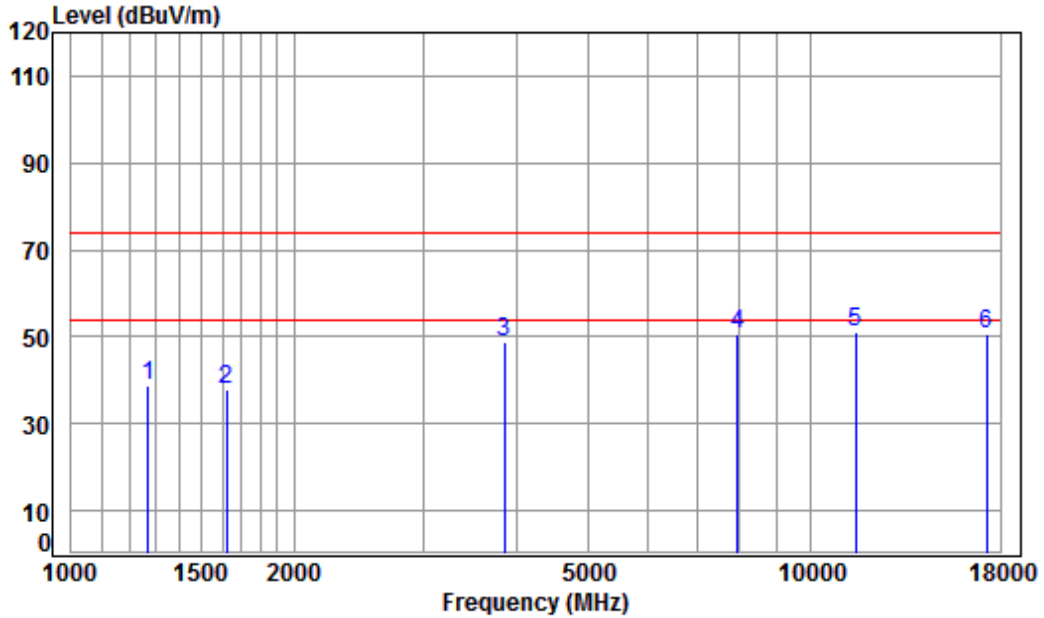
	Freq	Cable Loss	Ant Factor	Preamp Factor	Read Level	Limit Level	Over Line	Over Limit	Remark
	MHz	dB	dB/m	dB	dBuV	dBuV/m	dBuV/m	dB	
1	1145.507	4.20	24.20	38.70	48.34	38.04	74.00	-35.96	peak
2	1597.181	5.35	26.24	38.70	44.99	37.88	74.00	-36.12	peak
3	4379.699	7.43	33.60	38.14	45.95	48.84	74.00	-25.16	peak
4	7305.122	10.05	36.38	38.23	44.20	52.40	74.00	-21.60	peak
5	11400.000	12.04	38.02	36.52	37.68	51.22	74.00	-22.78	peak
6	pp17100.000	16.49	42.92	38.17	28.82	50.06	68.20	-18.14	peak



SGS-CSTC Standards Technical Services Co., Ltd.
Shenzhen Branch

Report No.: SZEM180100021802
 Page: 301 of 818

Test mode:	802.11ac(HT20)	Frequency(MHz):	5745	Peak	Vertical
------------	----------------	-----------------	------	------	----------



Condition: 3m VERTICAL

Job No : 0217RG

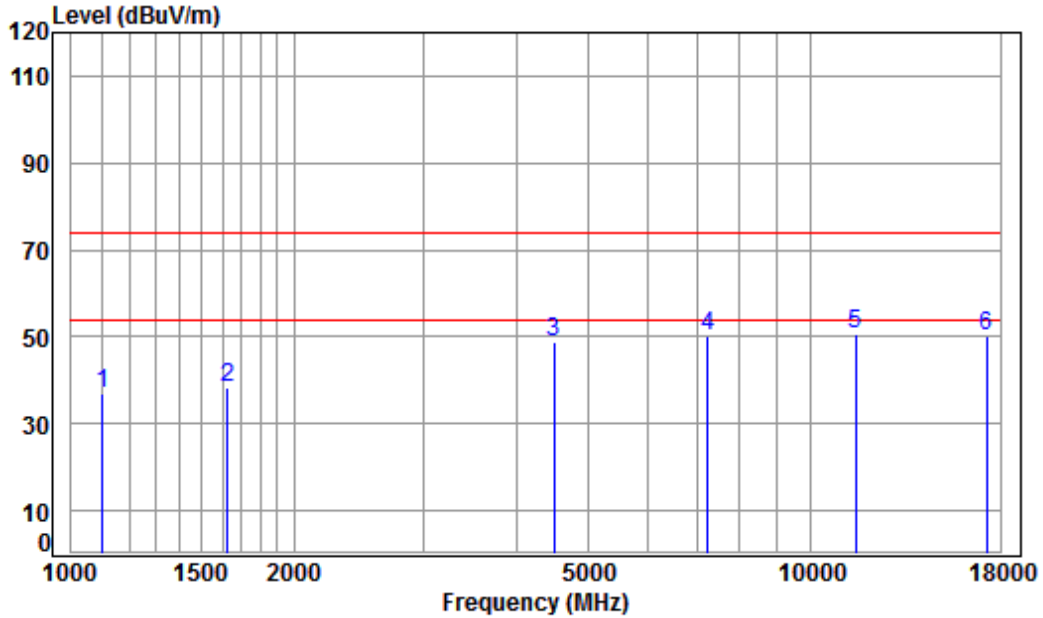
Mode : 5745 TX RSE

: Ant 1+2 5G WIFI 11AC CH149

	Freq	Cable Loss	Ant Factor	Preamp Factor	Read Level	Limit Level	Over Line	Over Limit	Remark
	MHz	dB	dB/m	dB	dBuV	dBuV/m	dBuV/m	dB	
1	1271.123	4.69	24.82	38.70	48.02	38.83	74.00	-35.17	peak
2	1620.431	5.32	26.34	38.70	45.08	38.04	74.00	-35.96	peak
3	3845.537	6.83	33.19	38.06	46.72	48.68	74.00	-25.32	peak
4	7943.838	9.96	36.57	38.29	42.34	50.58	74.00	-23.42	peak
5	pp11490.000	12.13	38.09	36.55	37.40	51.07	74.00	-22.93	peak
6	17235.000	16.18	43.08	38.13	29.48	50.61	74.00	-23.39	peak



Test mode:	802.11ac(HT20)	Frequency(MHz):	5745	Peak	Horizontal
------------	----------------	-----------------	------	------	------------



Condition: 3m HORIZONTAL

Job No : 0217RG

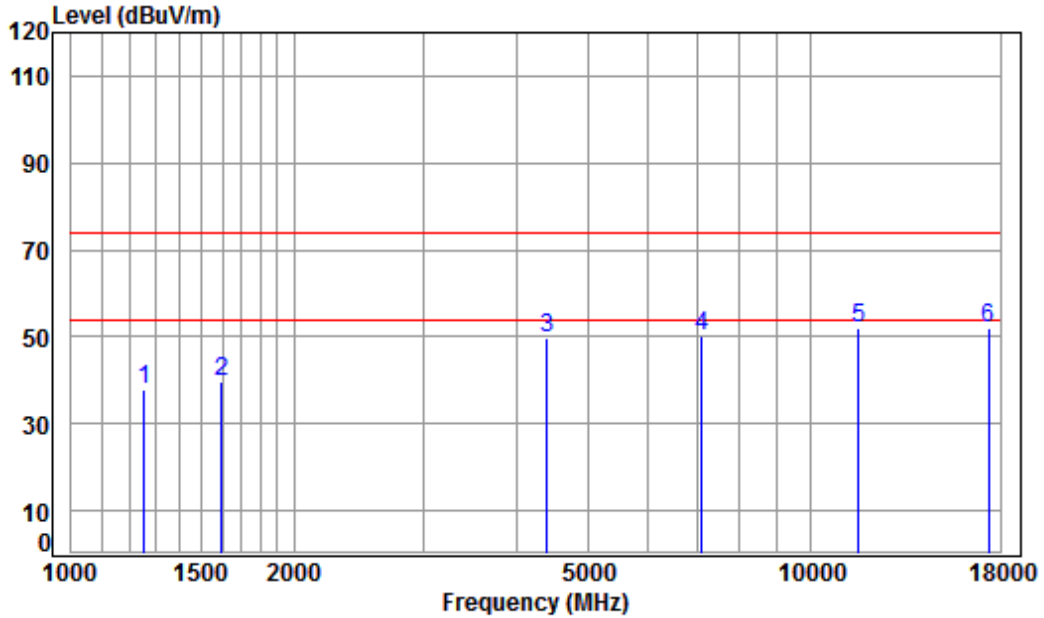
Mode : 5745 TX RSE

: Ant 1+2 5G WIFI 11AC CH149

	Freq	Cable Loss	Ant Factor	Preamp Factor	Read Level	Level	Limit Line	Over Limit	Remark
	MHz	dB	dB/m	dB	dBuV	dBuV/m	dBuV/m	dB	
1	1103.264	4.02	23.98	38.70	47.61	36.91	74.00	-37.09	peak
2	1625.121	5.32	26.36	38.70	45.44	38.42	74.00	-35.58	peak
3	4495.125	7.55	33.60	38.15	45.72	48.72	74.00	-25.28	peak
4	7242.052	10.07	36.40	38.23	42.09	50.33	74.00	-23.67	peak
5	pp11490.000	12.13	38.09	36.55	37.16	50.83	74.00	-23.17	peak
6	17235.000	16.18	43.08	38.13	28.96	50.09	74.00	-23.91	peak



Test mode:	802.11ac(HT20)	Frequency(MHz):	5785	Peak	Vertical
------------	----------------	-----------------	------	------	----------



Condition: 3m VERTICAL

Job No : 0217RG

Mode : 5785 TX RSE

: Ant 1+2 5G WIFI 11AC CH157

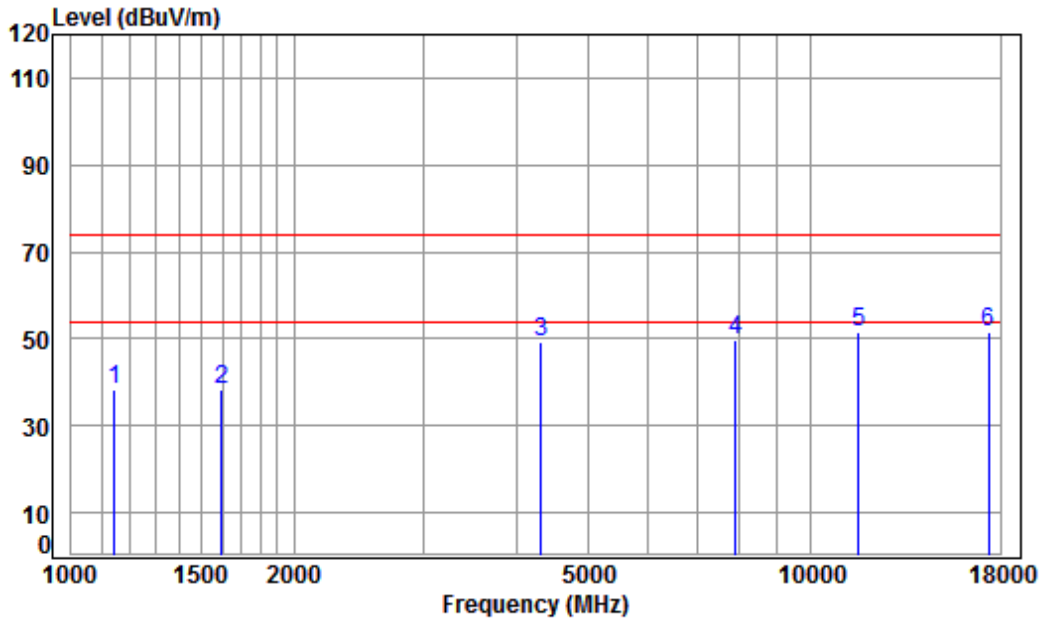
	Freq	Cable Loss	Ant Factor	Preamp Factor	Read Level	Limit Level	Over Limit	Remark
	MHz	dB	dB/m	dB	dBuV	dBuV/m	dBuV/m	dB
1	1256.512	4.64	24.75	38.70	47.32	38.01	74.00	-35.99 peak
2	1597.181	5.35	26.24	38.70	46.83	39.72	74.00	-34.28 peak
3	4392.376	7.44	33.60	38.14	46.68	49.58	74.00	-24.42 peak
4	7117.542	10.10	36.45	38.21	41.84	50.18	74.00	-23.82 peak
5	pp11570.000	12.17	38.17	36.57	38.12	51.89	74.00	-22.11 peak
6	17355.000	15.92	43.23	38.09	30.81	51.87	74.00	-22.13 peak



SGS-CSTC Standards Technical Services Co., Ltd. Shenzhen Branch

Report No.: SZEM180100021802
Page: 304 of 818

Test mode:	802.11ac(HT20)	Frequency(MHz):	5785	Peak	Horizontal
------------	----------------	-----------------	------	------	------------



Condition: 3m HORIZONTAL

Job No : 0217RG

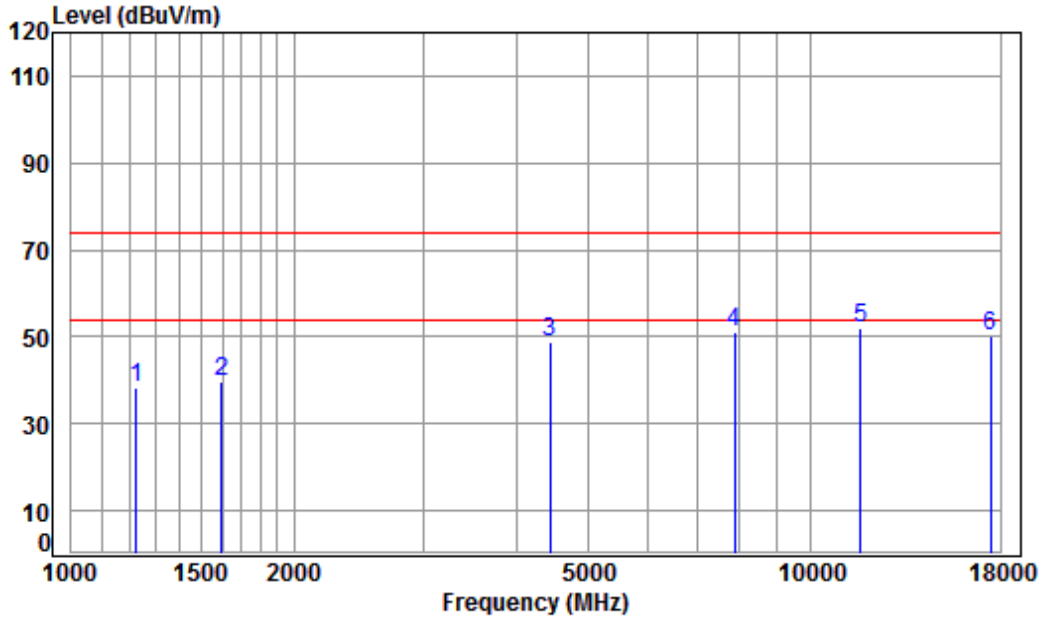
Mode : 5785 TX RSE

: Ant 1+2 5G WIFI 11AC CH157

	Freq	Cable Loss	Ant Factor	Preamp Factor	Read Level	Level	Limit Line	Over Limit	Remark
	MHz	dB	dB/m	dB	dBuV	dBuV/m	dBuV/m	dB	
1	1145.507	4.20	24.20	38.70	48.43	38.13	74.00	-35.87	peak
2	1597.181	5.35	26.24	38.70	45.64	38.53	74.00	-35.47	peak
3	4316.859	7.36	33.60	38.13	46.23	49.06	74.00	-24.94	peak
4	7898.049	9.96	36.54	38.29	41.65	49.86	74.00	-24.14	peak
5	11570.000	12.17	38.17	36.57	37.64	51.41	74.00	-22.59	peak
6	pp17355.000	15.92	43.23	38.09	30.55	51.61	74.00	-22.39	peak



Test mode:	802.11ac(HT20)	Frequency(MHz):	5825	Peak	Vertical
------------	----------------	-----------------	------	------	----------



Condition: 3m VERTICAL

Job No : 0217RG

Mode : 5825 TX RSE

: Ant 1+2 5G WIFI 11AC CH165

	Freq	Cable Loss	Ant Factor	Preamp Factor	Read Level	Level	Limit Line	Over Limit	Remark
	MHz	dB	dB/m	dB	dBuV	dBuV/m	dBuV/m	dB	
1	1224.247	4.51	24.60	38.70	47.77	38.18	74.00	-35.82	peak
2	1597.181	5.35	26.24	38.70	46.65	39.54	74.00	-34.46	peak
3	4430.628	7.48	33.60	38.15	45.69	48.62	74.00	-25.38	peak
4	7875.254	9.96	36.53	38.29	43.04	51.24	74.00	-22.76	peak
5	pp11650.000	12.20	38.25	36.60	38.26	52.11	74.00	-21.89	peak
6	17475.000	15.65	43.37	38.06	29.19	50.15	74.00	-23.85	peak

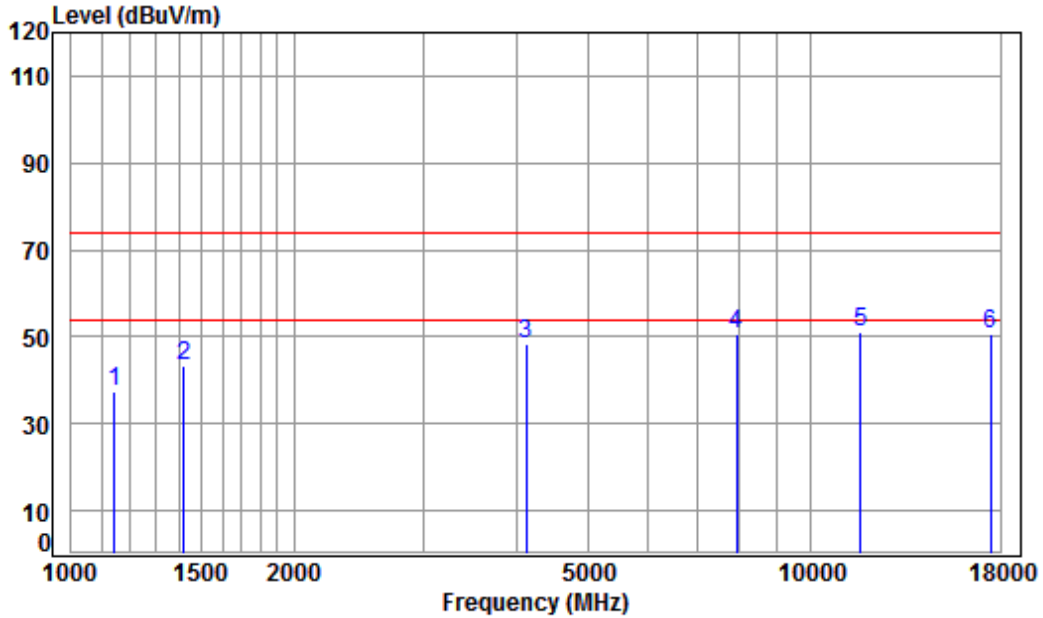


SGS-CSTC Standards Technical Services Co., Ltd.
Shenzhen Branch

Report No.: SZEM180100021802

Page: 306 of 818

Test mode:	802.11ac(HT20)	Frequency(MHz):	5825	Peak	Horizontal
------------	----------------	-----------------	------	------	------------



Condition: 3m HORIZONTAL

Job No : 0217RG

Mode : 5825 TX RSE

: Ant 1+2 5G WIFI 11AC CH165

	Freq	Cable Loss	Ant Factor	Preamp Factor	Read Level	Limit Level	Over Line	Over Limit	Remark
	MHz	dB	dB/m	dB	dBuV	dBuV/m	dBuV/m	dB	
1	1145.507	4.20	24.20	38.70	47.62	37.32	74.00	-36.68	peak
2	1418.692	5.21	25.47	38.70	51.26	43.24	74.00	-30.76	peak
3	4121.768	7.13	33.60	38.11	45.91	48.53	74.00	-25.47	peak
4	7920.911	9.96	36.55	38.29	42.29	50.51	74.00	-23.49	peak
5	pp11650.000	12.20	38.25	36.60	37.45	51.30	74.00	-22.70	peak
6	17475.000	15.65	43.37	38.06	29.64	50.60	74.00	-23.40	peak

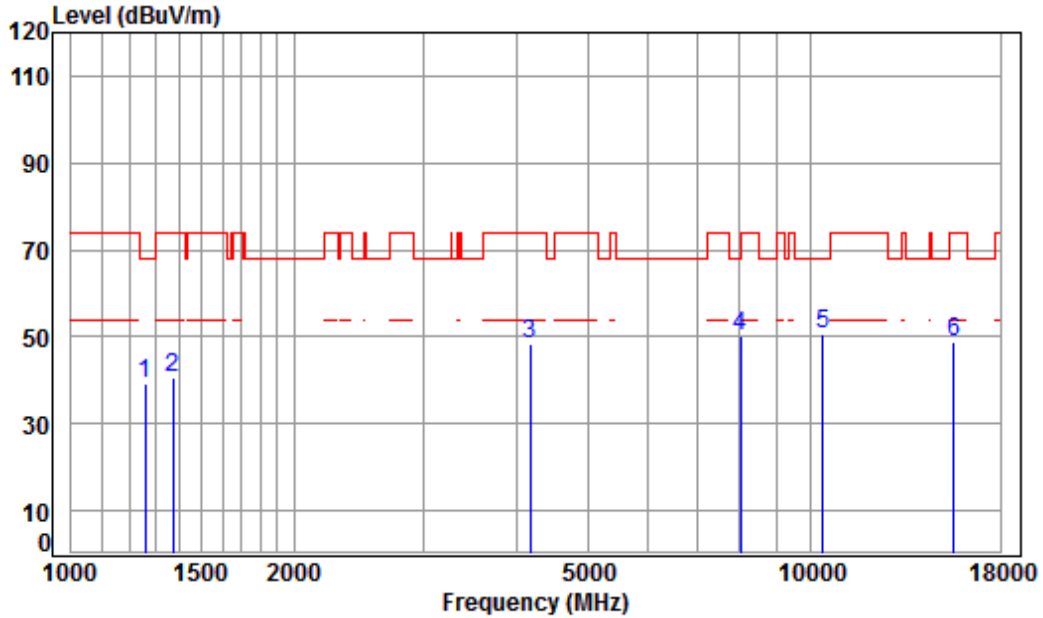


SGS-CSTC Standards Technical Services Co., Ltd.
Shenzhen Branch

Report No.: SZEM180100021802

Page: 307 of 818

Test mode:	802.11n(HT40)	Frequency(MHz):	5190	Peak	Vertical
------------	---------------	-----------------	------	------	----------



Condition: 3m VERTICAL

Job No : 0217RG

Mode : 5190 TX RSE

: Ant 1+2 5G WIFI 11N(40) CH38

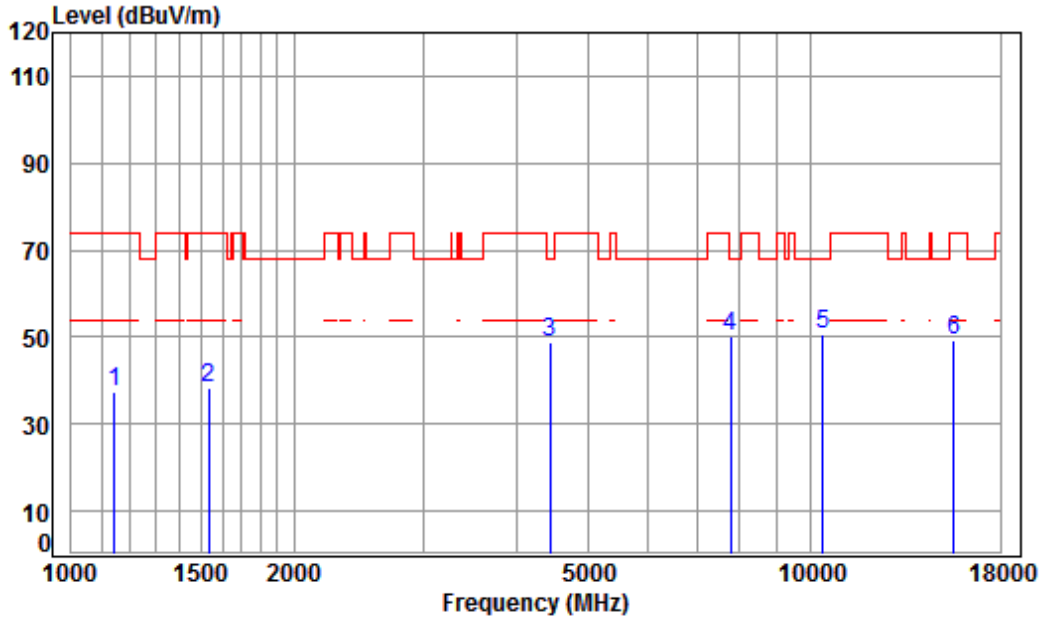
	Freq	Cable Loss	Ant Factor	Preamp Factor	Read Level	Limit Level	Over Line	Over Limit	Remark
	MHz	dB	dB/m	dB	dBuV	dBuV/m	dBuV/m	dB	
1	1260.149	4.65	24.77	38.70	48.71	39.43	68.20	-28.77	peak
2	1374.295	5.06	25.28	38.70	48.77	40.41	74.00	-33.59	peak
3	4169.698	7.18	33.60	38.12	45.89	48.55	74.00	-25.45	peak
4	8036.214	9.97	36.56	38.30	41.75	49.98	74.00	-24.02	peak
5	pp10380.000	11.21	37.22	36.34	38.56	50.65	68.20	-17.55	peak
6	15570.000	14.35	41.37	38.10	31.26	48.88	74.00	-25.12	peak



SGS-CSTC Standards Technical Services Co., Ltd.
Shenzhen Branch

Report No.: SZEM180100021802
 Page: 308 of 818

Test mode:	802.11n(HT40)	Frequency(MHz):	5190	Peak	Horizontal
------------	---------------	-----------------	------	------	------------



Condition: 3m HORIZONTAL

Job No : 0217RG

Mode : 5190 TX RSE

: Ant 1+2 5G WIFI 11N(40) CH38

	Freq	Cable Loss	Ant Factor	Preamp Factor	Read Level	Limit Level	Limit Line	Over Limit	Remark
	MHz	dB	dB/m	dB	dBuV	dBuV/m	dBuV/m	dB	
1	1145.507	4.20	24.20	38.70	47.69	37.39	74.00	-36.61	peak
2	1533.841	5.44	25.96	38.70	45.65	38.35	74.00	-35.65	peak
3	4443.453	7.50	33.60	38.15	46.00	48.95	68.20	-19.25	peak
4	7784.729	9.97	36.47	38.28	42.11	50.27	68.20	-17.93	peak
5	pp10380.000	11.21	37.22	36.34	38.50	50.59	68.20	-17.61	peak
6	15570.000	14.35	41.37	38.10	31.50	49.12	74.00	-24.88	peak

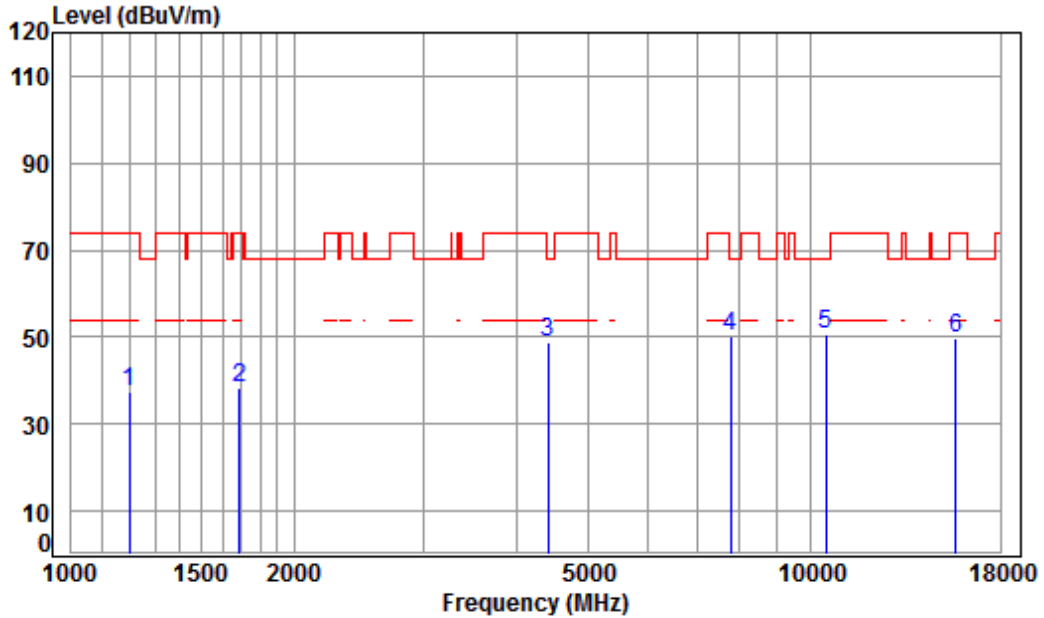


SGS-CSTC Standards Technical Services Co., Ltd.
Shenzhen Branch

Report No.: SZEM180100021802

Page: 309 of 818

Test mode:	802.11n(HT40)	Frequency(MHz):	5230	Peak	Vertical
------------	---------------	-----------------	------	------	----------



Condition: 3m VERTICAL

Job No : 0217RG

Mode : 5230 TX RSE

: Ant 1+2 5G WIFI 11N(40) CH46

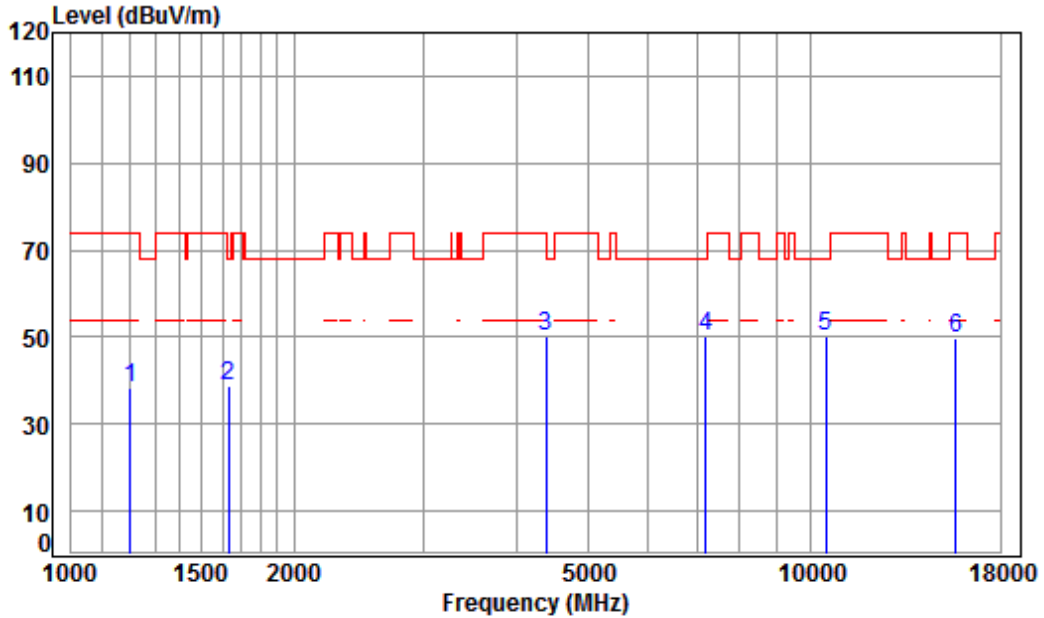
	Freq	Cable Loss	Ant Factor	Preamp Factor	Read Level	Limit Level	Over Line	Over Limit	Remark
	MHz	dB	dB/m	dB	dBuV	dBuV/m	dBuV/m	dB	
1	1199.726	4.42	24.48	38.70	47.32	37.52	74.00	-36.48	peak
2	1687.347	5.24	26.62	38.70	45.03	38.19	74.00	-35.81	peak
3	4405.090	7.46	33.60	38.14	46.02	48.94	68.20	-19.26	peak
4	7784.729	9.97	36.47	38.28	42.02	50.18	68.20	-18.02	peak
5	pp10460.000	11.26	37.14	36.35	38.55	50.60	68.20	-17.60	peak
6	15690.000	14.53	41.32	38.01	32.01	49.85	74.00	-24.15	peak



SGS-CSTC Standards Technical Services Co., Ltd.
Shenzhen Branch

Report No.: SZEM180100021802
 Page: 310 of 818

Test mode:	802.11n(HT40)	Frequency(MHz):	5230	Peak	Horizontal
------------	---------------	-----------------	------	------	------------



Condition: 3m HORIZONTAL

Job No : 0217RG

Mode : 5230 TX RSE

: Ant 1+2 5G WIFI 11N(40) CH46

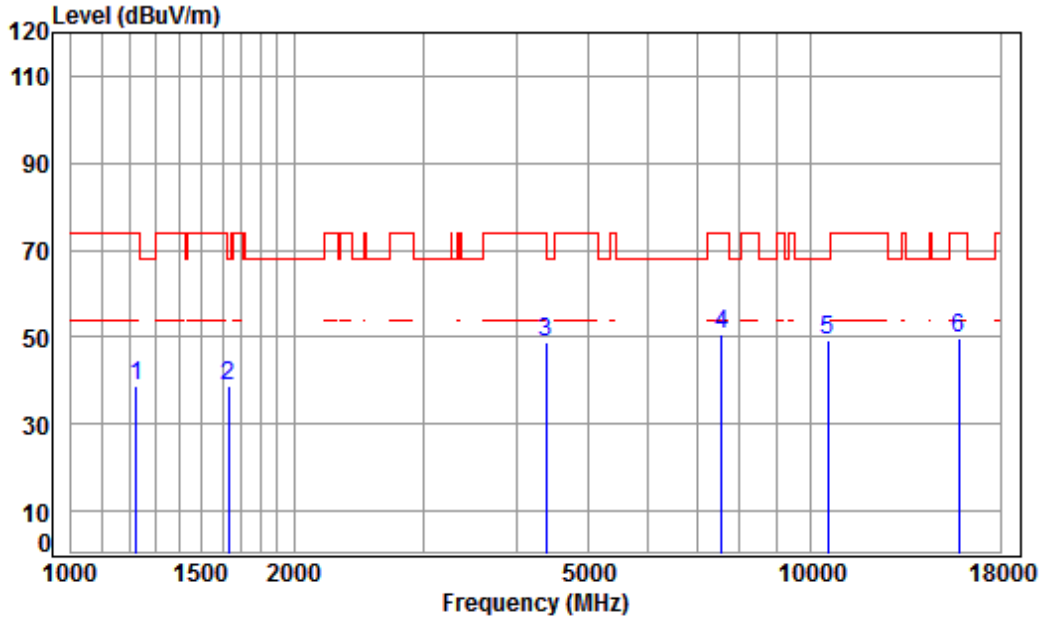
	Freq	Cable Loss	Ant Factor	Preamp Factor	Read Level	Limit Level	Limit Line	Over Limit	Remark
	MHz	dB	dB/m	dB	dBuV	dBuV/m	dBuV/m	dB	
1	1203.199	4.43	24.49	38.70	48.14	38.36	74.00	-35.64	peak
2	1629.825	5.31	26.38	38.70	45.72	38.71	68.20	-29.49	peak
3	4379.699	7.43	33.60	38.14	47.10	49.99	74.00	-24.01	peak
4	pp 7200.309	10.08	36.42	38.22	42.11	50.39	68.20	-17.81	peak
5	10460.000	11.26	37.14	36.35	38.04	50.09	68.20	-18.11	peak
6	15690.000	14.53	41.32	38.01	32.04	49.88	74.00	-24.12	peak



SGS-CSTC Standards Technical Services Co., Ltd.
Shenzhen Branch

Report No.: SZEM180100021802
 Page: 311 of 818

Test mode:	802.11n(HT40)	Frequency(MHz):	5270	Peak	Vertical
------------	---------------	-----------------	------	------	----------



Condition: 3m VERTICAL
 Job No : 0217RG
 Mode : 5270 TX RSE
 : Ant 1+2 5G WIFI 11N(40) CH54

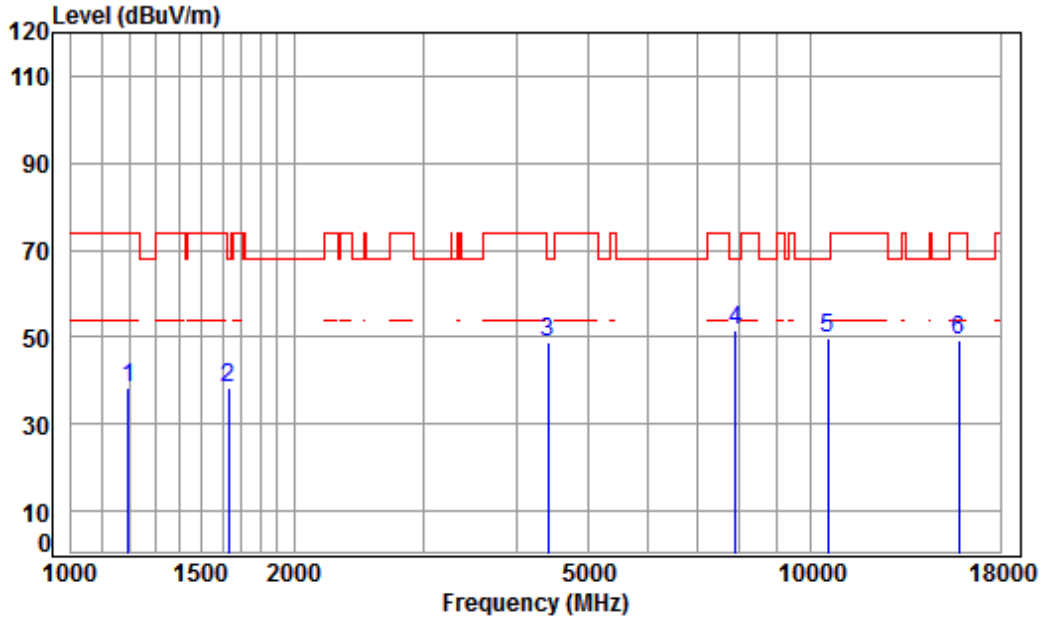
	Freq	Cable Loss	Ant Factor	Preamp Factor	Read Level	Limit Level	Over Line	Over Limit	Remark
	MHz	dB	dB/m	dB	dBuV	dBuV/m	dBuV/m	dB	
1	1224.247	4.51	24.60	38.70	48.38	38.79	74.00	-35.21	peak
2	1629.825	5.31	26.38	38.70	45.95	38.94	68.20	-29.26	peak
3	4379.699	7.43	33.60	38.14	45.94	48.83	74.00	-25.17	peak
4	7562.942	9.99	36.34	38.26	42.71	50.78	74.00	-23.22	peak
5	pp10540.000	11.32	37.15	36.36	37.33	49.44	68.20	-18.76	peak
6	15810.000	14.71	41.28	37.93	31.88	49.94	74.00	-24.06	peak



SGS-CSTC Standards Technical Services Co., Ltd.
Shenzhen Branch

Report No.: SZEM180100021802
 Page: 312 of 818

Test mode:	802.11n(HT40)	Frequency(MHz):	5270	Peak	Horizontal
------------	---------------	-----------------	------	------	------------



Condition: 3m HORIZONTAL
 Job No : 0217RG
 Mode : 5270 TX RSE
 : Ant 1+2 5G WIFI 11N(40) CH54

	Freq	Cable Loss	Ant Factor	Preamp Factor	Read Level	Limit Level	Limit Line	Over Limit	Remark
	MHz	dB	dB/m	dB	dBuV	dBuV/m	dBuV/m	dB	
1	1196.264	4.40	24.46	38.70	48.02	38.18	74.00	-35.82	peak
2	1634.543	5.31	26.40	38.70	45.46	38.47	68.20	-29.73	peak
3	4405.090	7.46	33.60	38.14	45.82	48.74	68.20	-19.46	peak
4	pp 7898.049	9.96	36.54	38.29	43.19	51.40	68.20	-16.80	peak
5	10540.000	11.32	37.15	36.36	37.75	49.86	68.20	-18.34	peak
6	15810.000	14.71	41.28	37.93	31.20	49.26	74.00	-24.74	peak

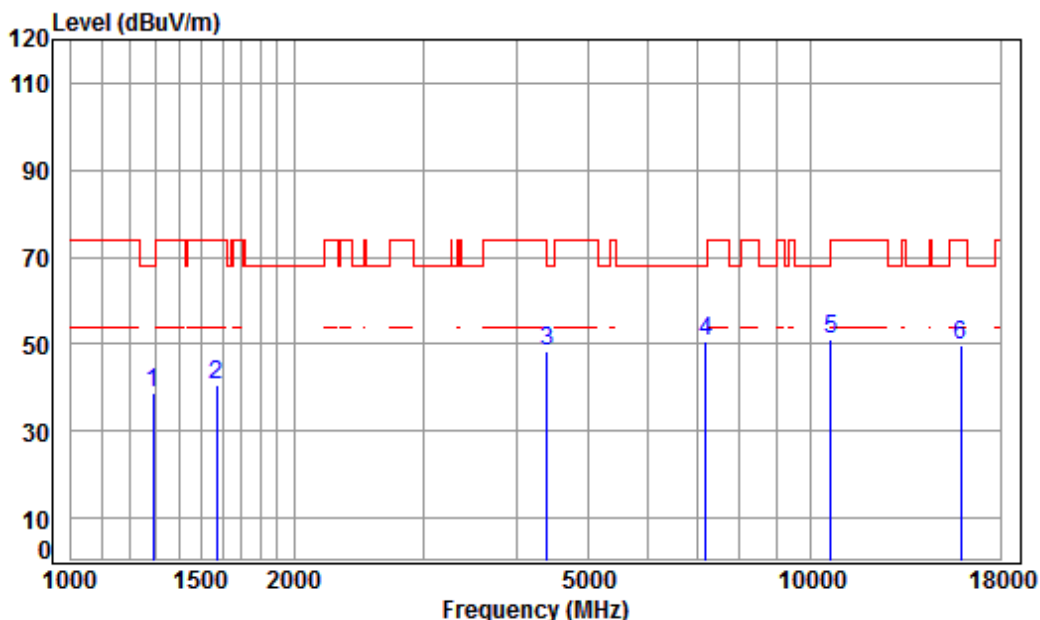


SGS-CSTC Standards Technical Services Co., Ltd. Shenzhen Branch

Report No.: SZEM180100021802

Page: 313 of 818

Test mode:	802.11n(HT40)	Frequency(MHz):	5310	Peak	Vertical
------------	---------------	-----------------	------	------	----------



Condition: 3m VERTICAL

Job No : 0217RG

Mode : 5310 TX RSE

: Ant 1+2 5G WIFI 11N(40) CH62

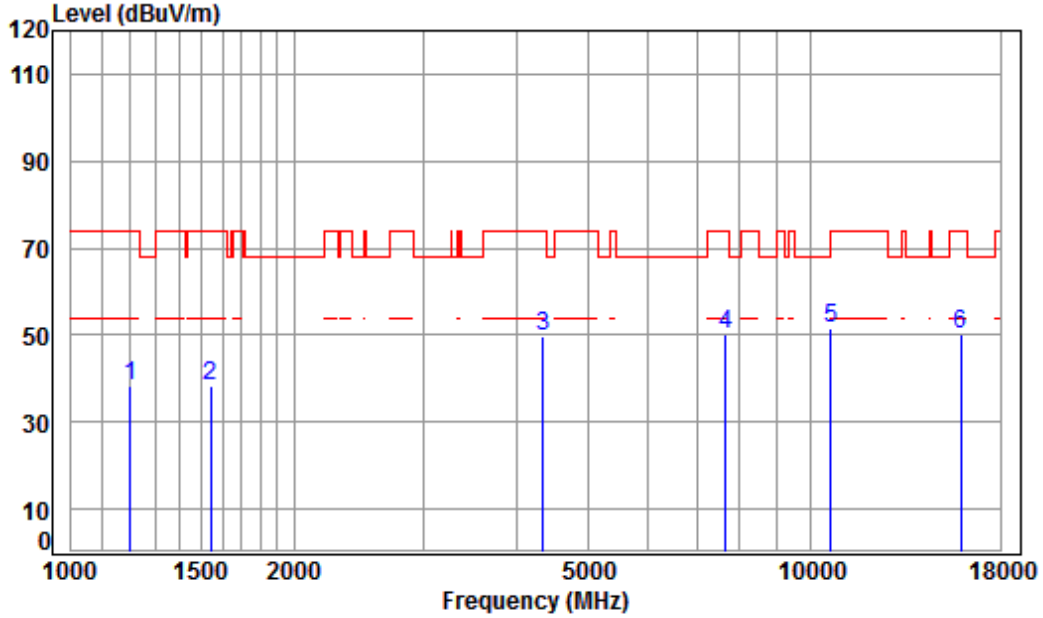
	Freq	Cable Loss	Ant Factor	Preamp Factor	Read Level	Limit Level	Limit Line	Over Limit	Remark
	MHz	dB	dB/m	dB	dBuV	dBuV/m	dBuV/m	dB	
1	1289.627	4.76	24.91	38.70	47.89	38.86	68.20	-29.34	peak
2	1574.265	5.38	26.14	38.70	47.65	40.47	74.00	-33.53	peak
3	4392.376	7.44	33.60	38.14	45.55	48.45	74.00	-25.55	peak
4	pp 7200.309	10.08	36.42	38.22	42.49	50.77	68.20	-17.43	peak
5	10620.000	11.37	37.25	36.36	38.65	50.91	74.00	-23.09	peak
6	15930.000	14.89	41.23	37.85	31.36	49.63	74.00	-24.37	peak



SGS-CSTC Standards Technical Services Co., Ltd.
Shenzhen Branch

Report No.: SZEM180100021802
 Page: 314 of 818

Test mode:	802.11n(HT40)	Frequency(MHz):	5310	Peak	Horizontal
------------	---------------	-----------------	------	------	------------



Condition: 3m HORIZONTAL
 Job No : 0217RG
 Mode : 5310 TX RSE
 : Ant 1+2 5G WIFI 11N(40) CH62

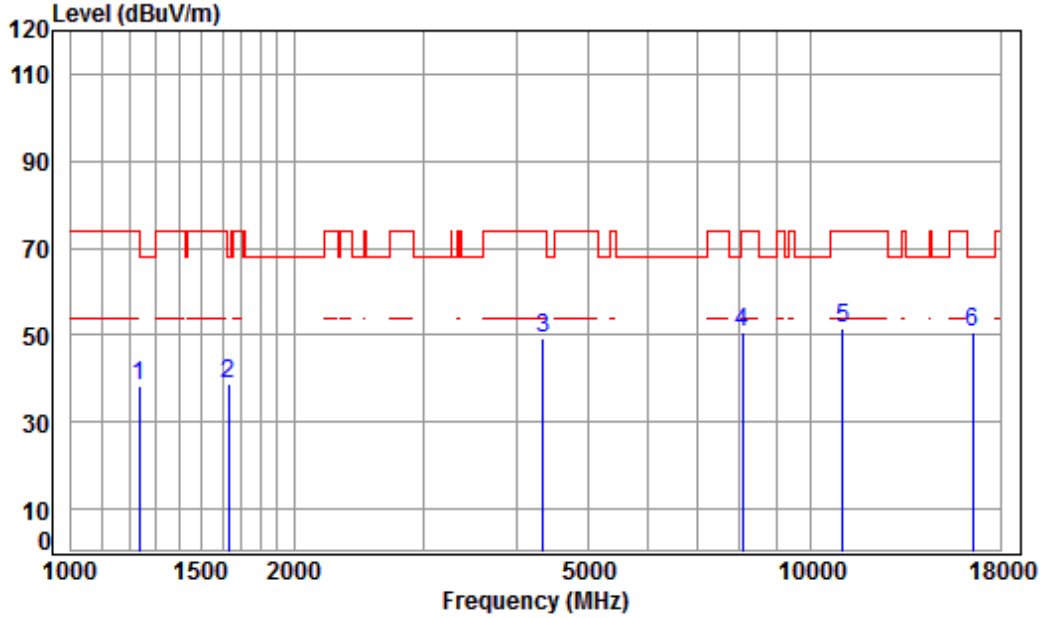
	Freq	Cable Loss	Ant Factor	Preamp Factor	Read Level	Limit Level	Limit Line	Over Limit	Remark
	MHz	dB	dB/m	dB	dBuV	dBuV/m	dBuV/m	dB	
1	1203.199	4.43	24.49	38.70	48.23	38.45	74.00	-35.55	peak
2	1542.733	5.42	26.00	38.70	45.45	38.17	74.00	-35.83	peak
3	4341.886	7.38	33.60	38.14	46.98	49.82	74.00	-24.18	peak
4	7673.034	9.98	36.41	38.27	41.91	50.03	74.00	-23.97	peak
5	pp10620.000	11.37	37.25	36.36	39.29	51.55	74.00	-22.45	peak
6	15930.000	14.89	41.23	37.85	31.71	49.98	74.00	-24.02	peak



SGS-CSTC Standards Technical Services Co., Ltd.
Shenzhen Branch

Report No.: SZEM180100021802
 Page: 315 of 818

Test mode:	802.11n(HT40)	Frequency(MHz):	5510	Peak	Vertical
------------	---------------	-----------------	------	------	----------



Condition: 3m VERTICAL

Job No : 0217RG

Mode : 5510 TX RSE

: Ant 1+2 5G WIFI 11N(40) CH102

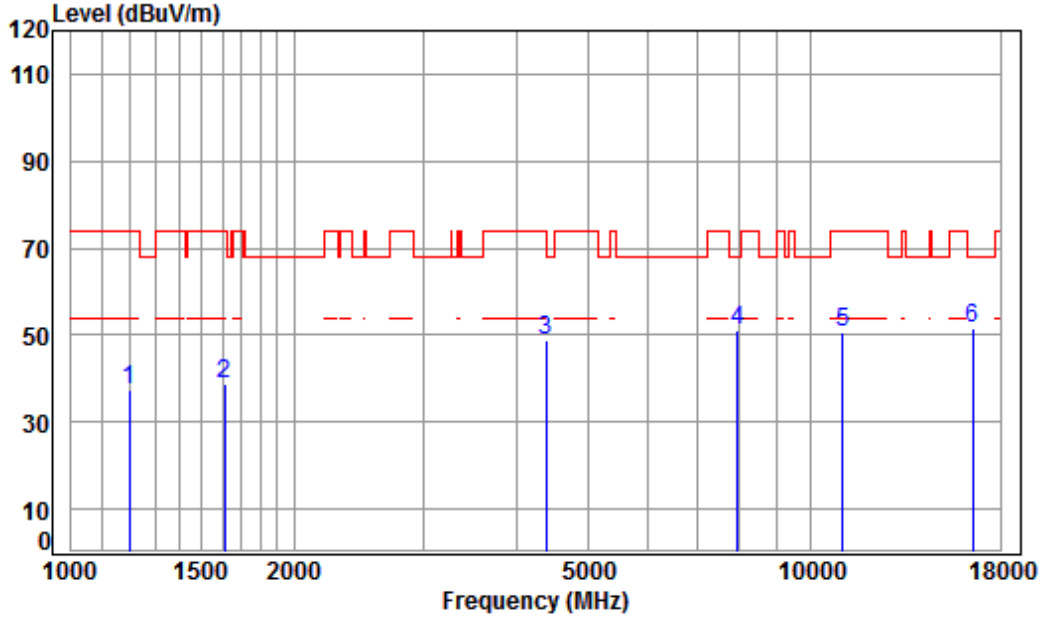
	Freq	Cable Loss	Ant Factor	Preamp Factor	Read Level	Limit Level	Over Line	Over Limit	Remark
	MHz	dB	dB/m	dB	dBuV	dBuV/m	dBuV/m	dB	
1	1234.909	4.55	24.65	38.70	47.95	38.45	74.00	-35.55	peak
2	1634.543	5.31	26.40	38.70	45.68	38.69	68.20	-29.51	peak
3	4341.886	7.38	33.60	38.14	46.48	49.32	74.00	-24.68	peak
4	8082.804	10.00	36.50	38.29	42.65	50.86	74.00	-23.14	peak
5	11020.000	11.65	37.72	36.41	38.59	51.55	74.00	-22.45	peak
6	pp16530.000	14.63	42.71	38.02	31.22	50.54	68.20	-17.66	peak



SGS-CSTC Standards Technical Services Co., Ltd.
Shenzhen Branch

Report No.: SZEM180100021802
 Page: 316 of 818

Test mode:	802.11n(HT40)	Frequency(MHz):	5510	Peak	Horizontal
------------	---------------	-----------------	------	------	------------



Condition: 3m HORIZONTAL

Job No : 0217RG

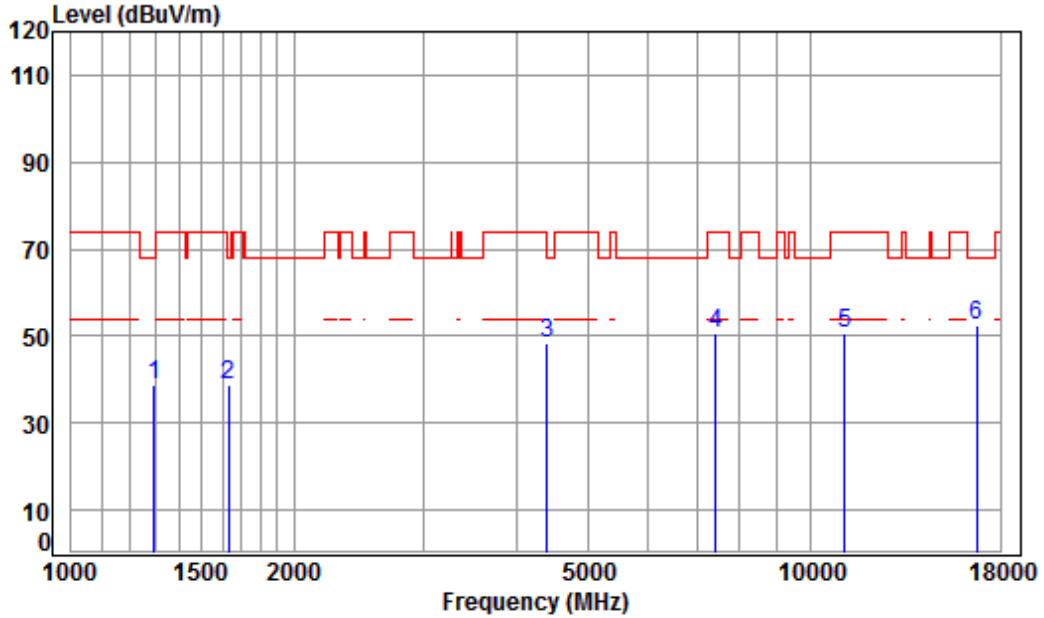
Mode : 5510 TX RSE

: Ant 1+2 5G WIFI 11N(40) CH102

	Freq	Cable Loss	Ant Factor	Preamp Factor	Read Level	Limit Level	Limit Line	Over Limit	Remark
	MHz	dB	dB/m	dB	dBuV	dBuV/m	dBuV/m	dB	
1	1199.726	4.42	24.48	38.70	47.19	37.39	74.00	-36.61	peak
2	1611.091	5.34	26.30	38.70	45.90	38.84	74.00	-35.16	peak
3	4379.699	7.43	33.60	38.14	45.96	48.85	74.00	-25.15	peak
4	7943.838	9.96	36.57	38.29	43.09	51.33	68.20	-16.87	peak
5	11020.000	11.65	37.72	36.41	37.67	50.63	74.00	-23.37	peak
6	pp16530.000	14.63	42.71	38.02	32.03	51.35	68.20	-16.85	peak



Test mode:	802.11n(HT40)	Frequency(MHz):	5550	Peak	Vertical
------------	---------------	-----------------	------	------	----------



Condition: 3m VERTICAL

Job No : 0217RG

Mode : 5550 TX RSE

: Ant 1+2 5G WIFI 11N(40) CH110

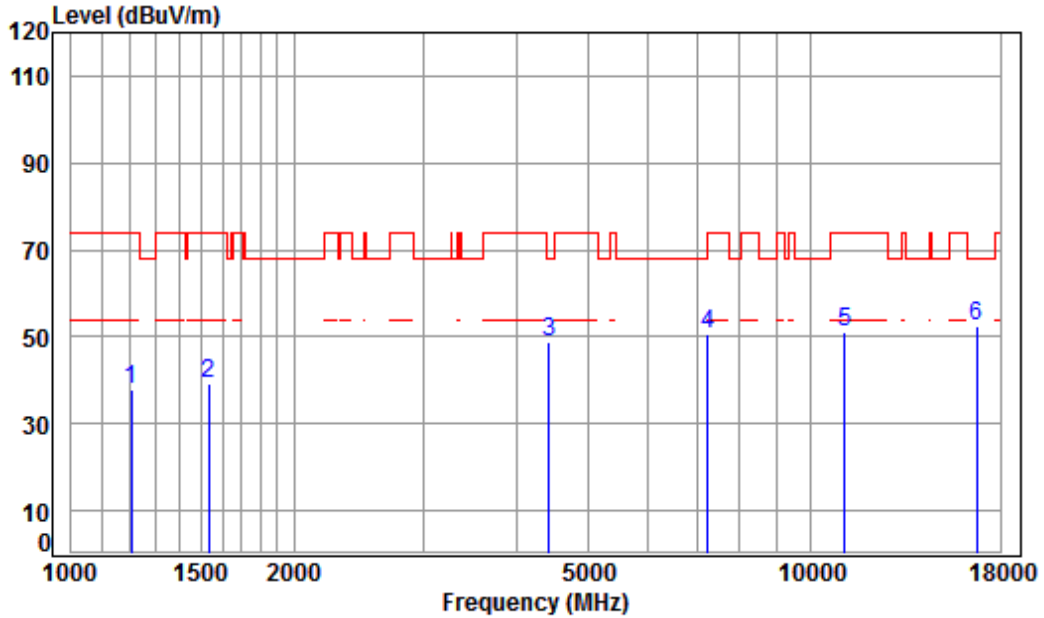
	Cable	Ant	Preamp	Read	Limit	Over			
Freq	Loss	Factor	Factor	Level	Level	Line	Limit	Remark	
MHz	dB	dB/m	dB	dBuV	dBuV/m	dBuV/m	dB		
1	1293.359	4.77	24.92	38.70	47.80	38.79	68.20	-29.41 peak	
2	1634.543	5.31	26.40	38.70	45.56	38.57	68.20	-29.63 peak	
3	4392.376	7.44	33.60	38.14	45.61	48.51	74.00	-25.49 peak	
4	7432.914	10.02	36.33	38.24	42.49	50.60	74.00	-23.40 peak	
5	11100.000	11.73	37.78	36.43	37.66	50.74	74.00	-23.26 peak	
6	pp16740.000	15.57	42.75	38.10	32.27	52.49	68.20	-15.71 peak	



SGS-CSTC Standards Technical Services Co., Ltd.
Shenzhen Branch

Report No.: SZEM180100021802
 Page: 318 of 818

Test mode:	802.11n(HT40)	Frequency(MHz):	5550	Peak	Horizontal
------------	---------------	-----------------	------	------	------------



Condition: 3m HORIZONTAL

Job No : 0217RG

Mode : 5550 TX RSE

: Ant 1+2 5G WIFI 11N(40) CH110

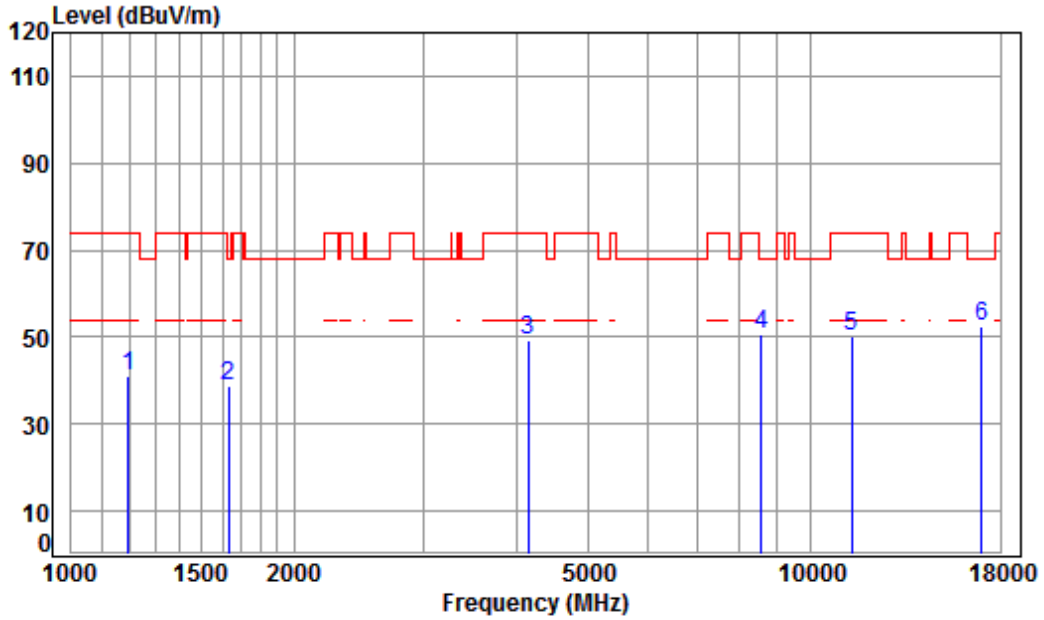
	Freq	Cable Loss	Ant Factor	Preamp Factor	Read Level	Limit Level	Over Line	Over Limit	Remark
	MHz	dB	dB/m	dB	dBuV	dBuV/m	dBuV/m	dB	
1	1206.682	4.44	24.51	38.70	47.72	37.97	74.00	-36.03	peak
2	1533.841	5.44	25.96	38.70	46.55	39.25	74.00	-34.75	peak
3	4417.841	7.47	33.60	38.14	46.01	48.94	68.20	-19.26	peak
4	7242.052	10.07	36.40	38.23	42.25	50.49	68.20	-17.71	peak
5	11100.000	11.73	37.78	36.43	38.08	51.16	74.00	-22.84	peak
6	pp16740.000	15.57	42.75	38.10	32.23	52.45	68.20	-15.75	peak



SGS-CSTC Standards Technical Services Co., Ltd.
Shenzhen Branch

Report No.: SZEM180100021802
 Page: 319 of 818

Test mode:	802.11n(HT40)	Frequency(MHz):	5670	Peak	Vertical
------------	---------------	-----------------	------	------	----------



Condition: 3m VERTICAL

Job No : 0217RG

Mode : 5670 TX RSE

: Ant 1+2 5G WIFI 11N(40) CH134

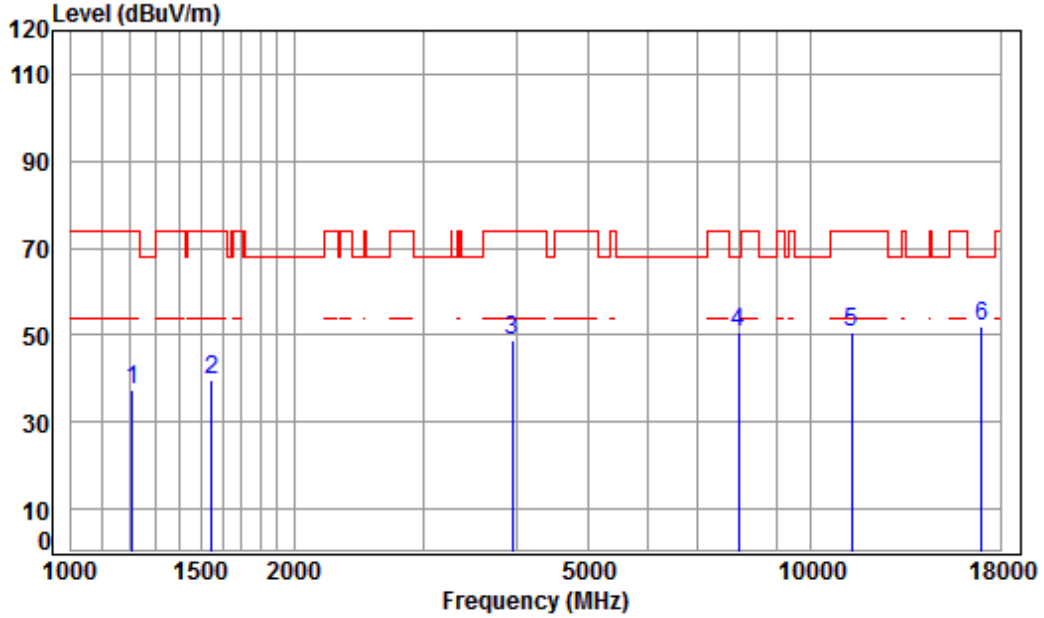
	Freq	Cable Loss	Ant Factor	Preamp Factor	Read Level	Limit Level	Limit Line	Over Limit	Remark
	MHz	dB	dB/m	dB	dBuV	dBuV/m	dBuV/m	dB	
1	1196.264	4.40	24.46	38.70	50.85	41.01	74.00	-32.99	peak
2	1634.543	5.31	26.40	38.70	45.79	38.80	68.20	-29.40	peak
3	4145.664	7.16	33.60	38.12	46.84	49.48	74.00	-24.52	peak
4	8563.818	10.29	36.08	38.24	42.57	50.70	68.20	-17.50	peak
5	11340.000	11.98	37.97	36.50	36.76	50.21	74.00	-23.79	peak
6	pp17010.000	16.69	42.81	38.20	31.24	52.54	68.20	-15.66	peak



SGS-CSTC Standards Technical Services Co., Ltd.
Shenzhen Branch

Report No.: SZEM180100021802
 Page: 320 of 818

Test mode:	802.11n(HT40)	Frequency(MHz):	5670	Peak	Horizontal
------------	---------------	-----------------	------	------	------------



Condition: 3m HORIZONTAL

Job No : 0217RG

Mode : 5670 TX RSE

: Ant 1+2 5G WIFI 11N(40) CH134

	Freq	Cable Loss	Ant Factor	Preamp Factor	Read Level	Limit Level	Over Line	Over Limit	Remark
	MHz	dB	dB/m	dB	dBuV	dBuV/m	dBuV/m	dB	
1	1210.174	4.46	24.53	38.70	47.04	37.33	74.00	-36.67	peak
2	1547.199	5.42	26.02	38.70	46.90	39.64	74.00	-34.36	peak
3	3946.885	6.93	33.46	38.09	46.39	48.69	74.00	-25.31	peak
4	7966.832	9.95	36.58	38.30	42.57	50.80	68.20	-17.40	peak
5	11340.000	11.98	37.97	36.50	37.33	50.78	74.00	-23.22	peak
6	pp17010.000	16.69	42.81	38.20	30.86	52.16	68.20	-16.04	peak

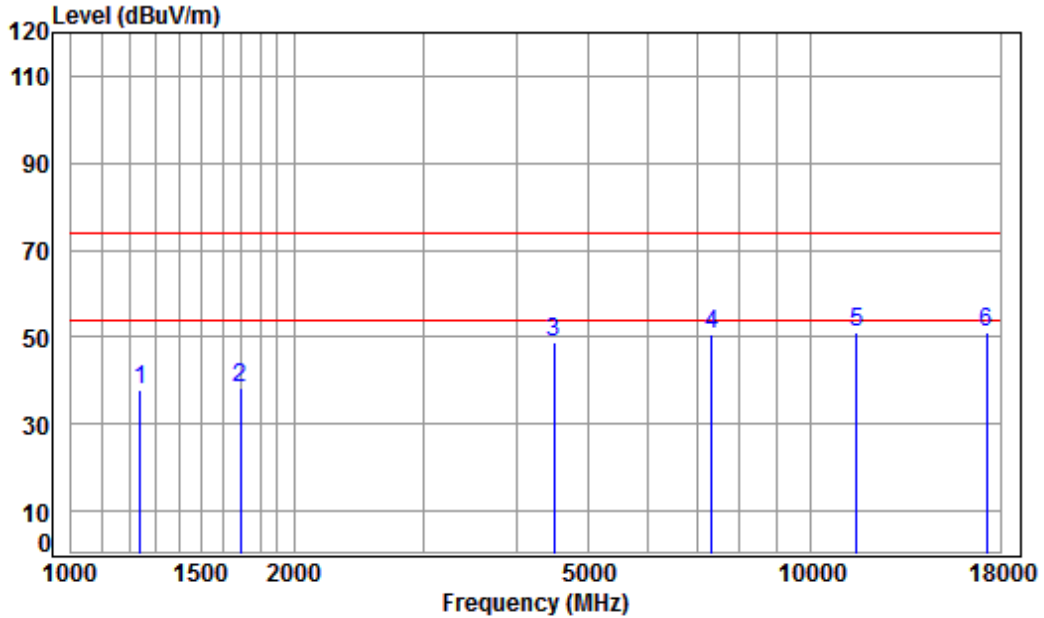


SGS-CSTC Standards Technical Services Co., Ltd.
Shenzhen Branch

Report No.: SZEM180100021802

Page: 321 of 818

Test mode:	802.11n(HT40)	Frequency(MHz):	5755	Peak	Vertical
------------	---------------	-----------------	------	------	----------



Condition: 3m VERTICAL

Job No : 0217RG

Mode : 5755 TX RSE

: Ant 1+2 5G WIFI 11N(40) CH151

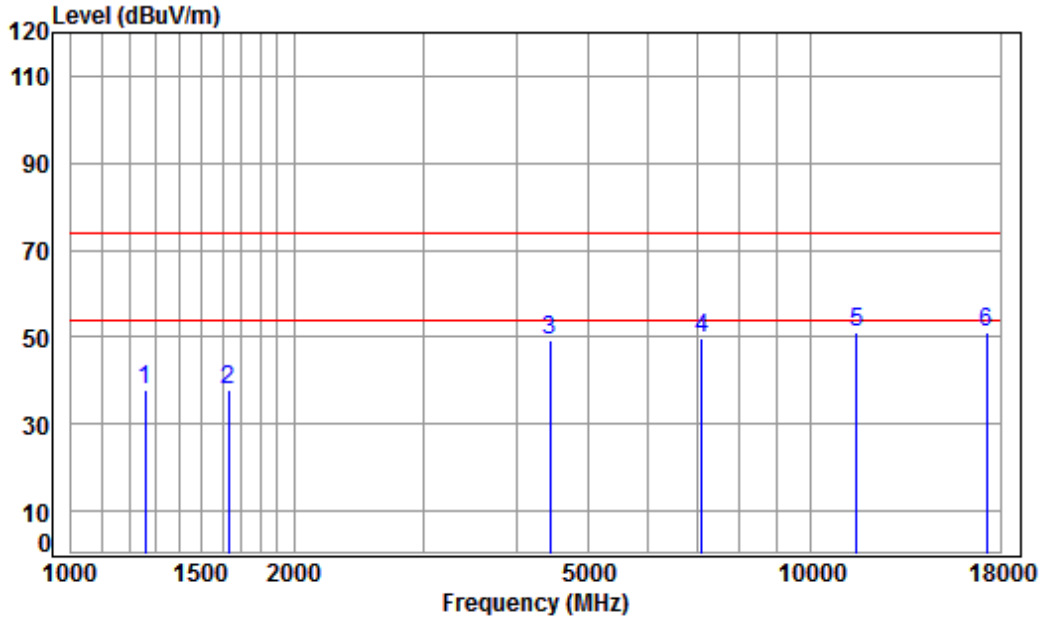
	Freq	Cable Loss	Ant Factor	Preamp Factor	Read Level	Limit Level	Limit Line	Over Limit	Remark
	MHz	dB	dB/m	dB	dBuV	dBuV/m	dBuV/m	dB	
1	1238.483	4.57	24.67	38.70	47.30	37.84	74.00	-36.16	peak
2	1692.231	5.24	26.64	38.70	45.36	38.54	74.00	-35.46	peak
3	4495.125	7.55	33.60	38.15	45.78	48.78	74.00	-25.22	peak
4	7347.474	10.04	36.36	38.24	42.28	50.44	74.00	-23.56	peak
5	pp11510.000	12.14	38.11	36.56	37.52	51.21	74.00	-22.79	peak
6	17265.000	16.12	43.12	38.12	30.07	51.19	74.00	-22.81	peak



SGS-CSTC Standards Technical Services Co., Ltd.
Shenzhen Branch

Report No.: SZEM180100021802
 Page: 322 of 818

Test mode:	802.11n(HT40)	Frequency(MHz):	5755	Peak	Horizontal
------------	---------------	-----------------	------	------	------------



Condition: 3m HORIZONTAL

Job No : 0217RG

Mode : 5755 TX RSE

: Ant 1+2 5G WIFI 11N(40) CH151

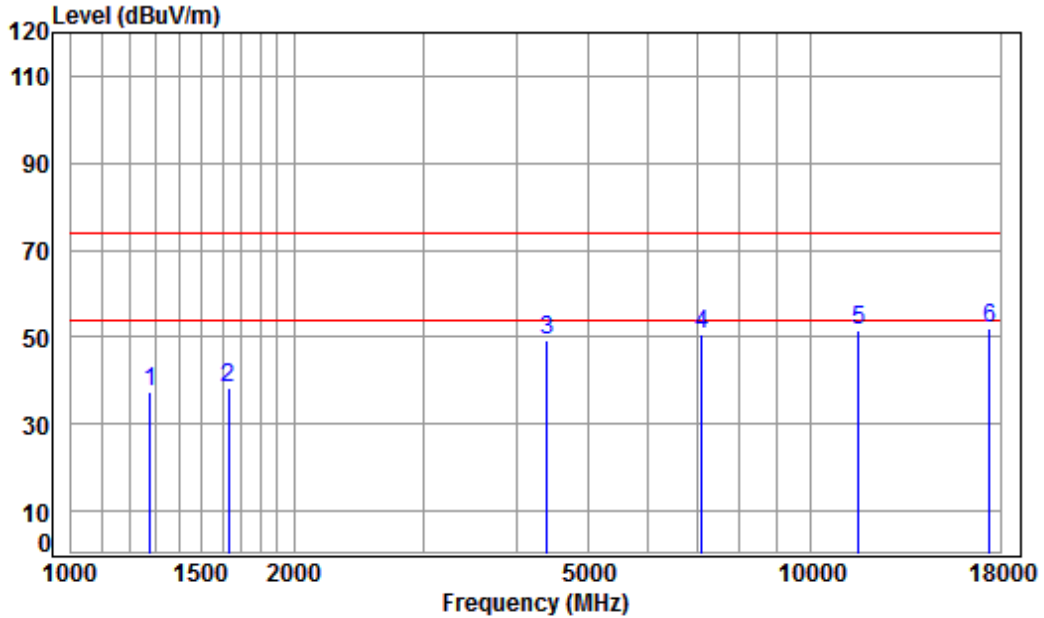
	Freq	Cable Loss	Ant Factor	Preamp Factor	Read Level	Limit Level	Limit Line	Over Limit	Remark
	MHz	dB	dB/m	dB	dBuV	dBuV/m	dBuV/m	dB	
1	1260.149	4.65	24.77	38.70	47.21	37.93	74.00	-36.07	peak
2	1634.543	5.31	26.40	38.70	45.03	38.04	74.00	-35.96	peak
3	4430.628	7.48	33.60	38.15	46.13	49.06	74.00	-24.94	peak
4	7117.542	10.10	36.45	38.21	41.56	49.90	74.00	-24.10	peak
5	11510.000	12.14	38.11	36.56	37.54	51.23	74.00	-22.77	peak
6	pp17265.000	16.12	43.12	38.12	30.16	51.28	74.00	-22.72	peak



SGS-CSTC Standards Technical Services Co., Ltd.
Shenzhen Branch

Report No.: SZEM180100021802
 Page: 323 of 818

Test mode:	802.11n(HT40)	Frequency(MHz):	5795	Peak	Vertical
------------	---------------	-----------------	------	------	----------



Condition: 3m VERTICAL

Job No : 0217RG

Mode : 5795 TX RSE

: Ant 1+2 5G WIFI 11N(40) CH159

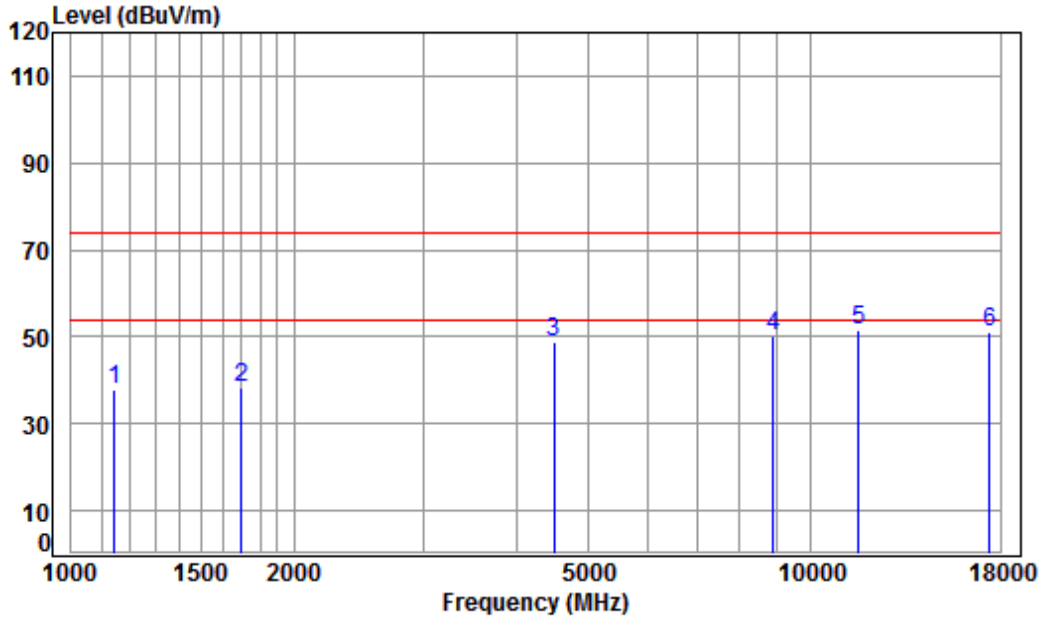
	Freq	Cable Loss	Ant Factor	Preamp Factor	Read Level	Limit Level	Limit Line	Over Limit	Remark
	MHz	dB	dB/m	dB	dBuV	dBuV/m	dBuV/m	dB	
1	1278.492	4.72	24.85	38.70	46.44	37.31	74.00	-36.69	peak
2	1634.543	5.31	26.40	38.70	45.44	38.45	74.00	-35.55	peak
3	4392.376	7.44	33.60	38.14	46.18	49.08	74.00	-24.92	peak
4	7117.542	10.10	36.45	38.21	42.10	50.44	74.00	-23.56	peak
5	11590.000	12.17	38.19	36.58	37.85	51.63	74.00	-22.37	peak
6	pp17385.000	15.85	43.26	38.08	31.06	52.09	74.00	-21.91	peak



SGS-CSTC Standards Technical Services Co., Ltd.
Shenzhen Branch

Report No.: SZEM180100021802
 Page: 324 of 818

Test mode:	802.11n(HT40)	Frequency(MHz):	5795	Peak	Horizontal
------------	---------------	-----------------	------	------	------------



Condition: 3m HORIZONTAL

Job No : 0217RG

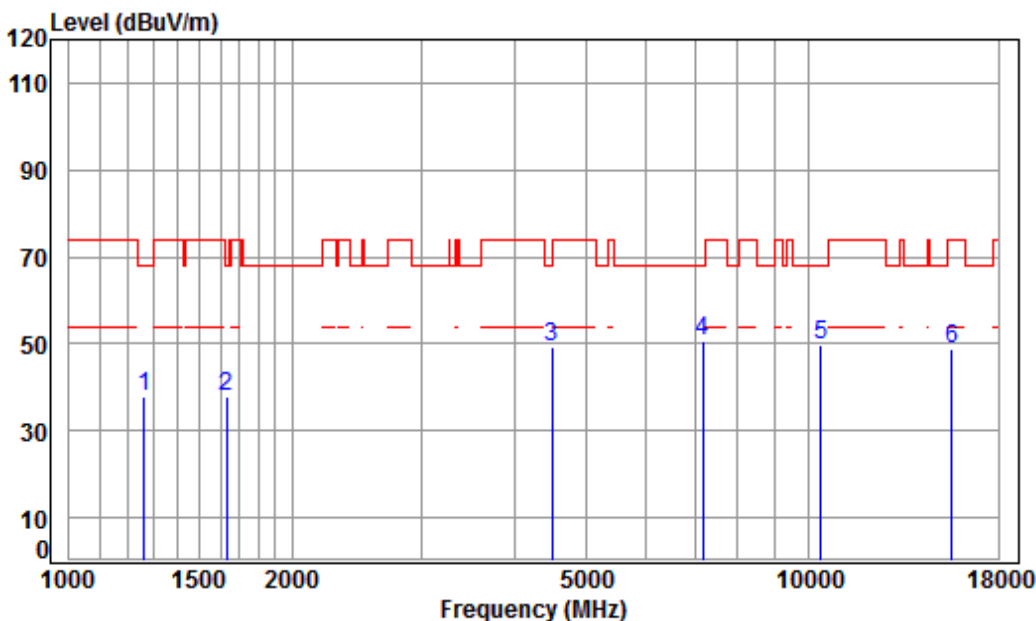
Mode : 5795 TX RSE

: Ant 1+2 5G WIFI 11N(40) CH159

	Freq	Cable Loss	Ant Factor	Preamp Factor	Read Level	Limit Level	Over Line	Over Limit	Remark
	MHz	dB	dB/m	dB	dBuV	dBuV/m	dBuV/m	dB	
1	1145.507	4.20	24.20	38.70	48.28	37.98	74.00	-36.02	peak
2	1697.129	5.23	26.66	38.70	45.04	38.23	74.00	-35.77	peak
3	4495.125	7.55	33.60	38.15	45.68	48.68	74.00	-25.32	peak
4	8891.725	10.37	36.47	38.21	41.35	49.98	74.00	-24.02	peak
5	pp11590.000	12.17	38.19	36.58	37.94	51.72	74.00	-22.28	peak
6	17385.000	15.85	43.26	38.08	29.85	50.88	74.00	-23.12	peak



Test mode:	802.11ac(HT40)	Frequency(MHz):	5190	Peak	Vertical
------------	----------------	-----------------	------	------	----------



Condition: 3m VERTICAL

Job No : 0217RG

Mode : 5190 TX RSE

: Ant 1+2 5G WIFI 11AC(40) CH38

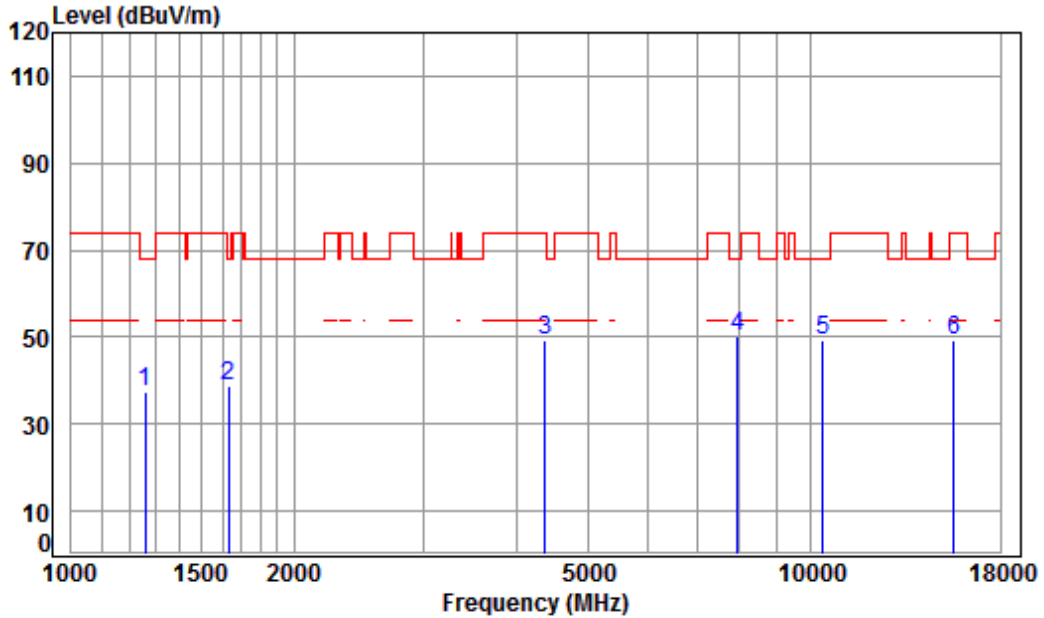
	Freq	Cable Loss	Ant Factor	Preamp Factor	Read Level	Limit Level	Over Line	Over Limit	Remark
	MHz	dB	dB/m	dB	dBuV	dBuV/m	dBuV/m	dB	
1	1263.796	4.66	24.79	38.70	47.28	38.03	68.20	-30.17	peak
2	1634.543	5.31	26.40	38.70	44.99	38.00	68.20	-30.20	peak
3	4495.125	7.55	33.60	38.15	46.22	49.22	68.20	-18.98	peak
4 pp	7179.527	10.08	36.43	38.22	42.17	50.46	68.20	-17.74	peak
5	10380.000	11.21	37.22	36.34	37.53	49.62	68.20	-18.58	peak
6	15570.000	14.35	41.37	38.10	31.11	48.73	74.00	-25.27	peak



SGS-CSTC Standards Technical Services Co., Ltd.
Shenzhen Branch

Report No.: SZEM180100021802
 Page: 326 of 818

Test mode:	802.11ac(HT40)	Frequency(MHz):	5190	Peak	Horizontal
------------	----------------	-----------------	------	------	------------



Condition: 3m HORIZONTAL

Job No : 0217RG

Mode : 5190 TX RSE

: Ant 1+2 5G WIFI 11AC(40) CH38

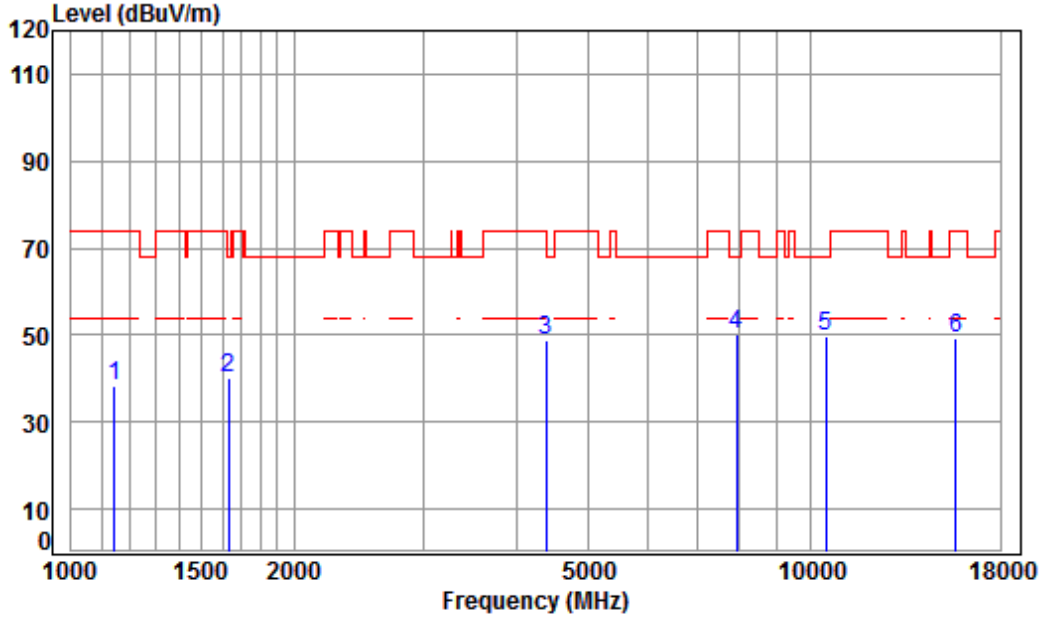
	Freq	Cable Loss	Ant Factor	Preamp Factor	Read Level	Limit Level	Limit Line	Over Limit	Remark
	MHz	dB	dB/m	dB	dBuV	dBuV/m	dBuV/m	dB	
1	1260.149	4.65	24.77	38.70	46.67	37.39	68.20	-30.81	peak
2	1634.543	5.31	26.40	38.70	45.77	38.78	68.20	-29.42	peak
3	4367.058	7.41	33.60	38.14	46.21	49.08	74.00	-24.92	peak
4	pp 7943.838	9.96	36.57	38.29	41.84	50.08	68.20	-18.12	peak
5	10380.000	11.21	37.22	36.34	37.38	49.47	68.20	-18.73	peak
6	15570.000	14.35	41.37	38.10	31.47	49.09	74.00	-24.91	peak



SGS-CSTC Standards Technical Services Co., Ltd.
Shenzhen Branch

Report No.: SZEM180100021802
 Page: 327 of 818

Test mode:	802.11ac(HT40)	Frequency(MHz):	5230	Peak	Vertical
------------	----------------	-----------------	------	------	----------



Condition: 3m VERTICAL

Job No : 0217RG

Mode : 5230 TX RSE

: Ant 1+2 5G WIFI 11AC(40) CH46

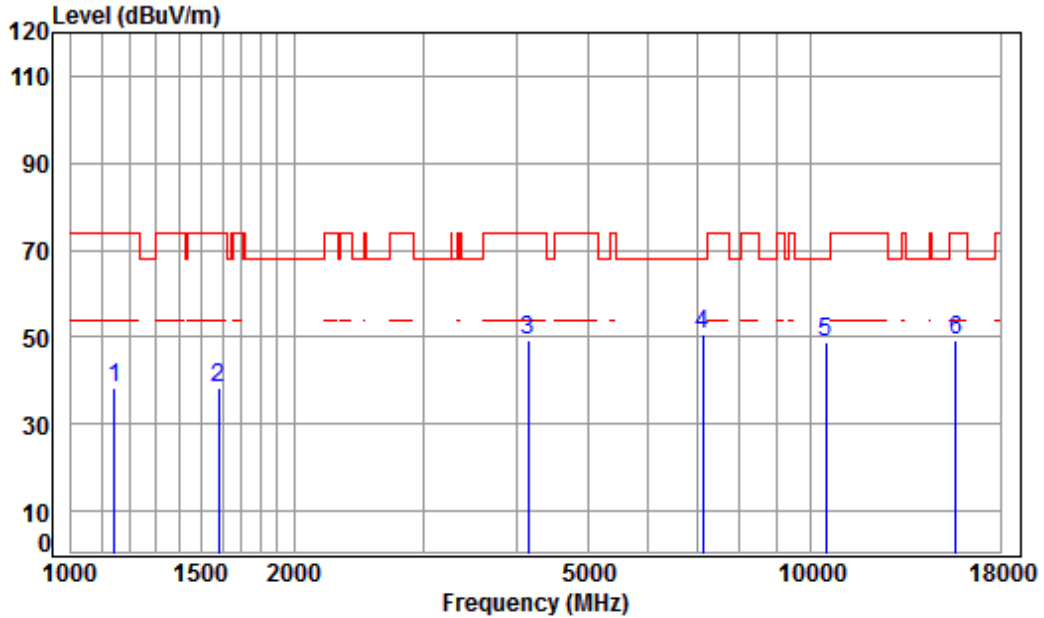
	Freq	Cable Loss	Ant Factor	Preamp Factor	Read Level	Limit Level	Limit Line	Over Limit	Remark
	MHz	dB	dB/m	dB	dBuV	dBuV/m	dBuV/m	dB	
1	1145.507	4.20	24.20	38.70	48.56	38.26	74.00	-35.74	peak
2	1634.543	5.31	26.40	38.70	47.03	40.04	68.20	-28.16	peak
3	4379.699	7.43	33.60	38.14	45.82	48.71	74.00	-25.29	peak
4	pp 7920.911	9.96	36.55	38.29	41.80	50.02	68.20	-18.18	peak
5	10460.000	11.26	37.14	36.35	37.70	49.75	68.20	-18.45	peak
6	15690.000	14.53	41.32	38.01	31.28	49.12	74.00	-24.88	peak



SGS-CSTC Standards Technical Services Co., Ltd.
Shenzhen Branch

Report No.: SZEM180100021802
 Page: 328 of 818

Test mode:	802.11ac(HT40)	Frequency(MHz):	5230	Peak	Horizontal
------------	----------------	-----------------	------	------	------------



Condition: 3m HORIZONTAL

Job No : 0217RG

Mode : 5230 TX RSE

: Ant 1+2 5G WIFI 11AC(40) CH46

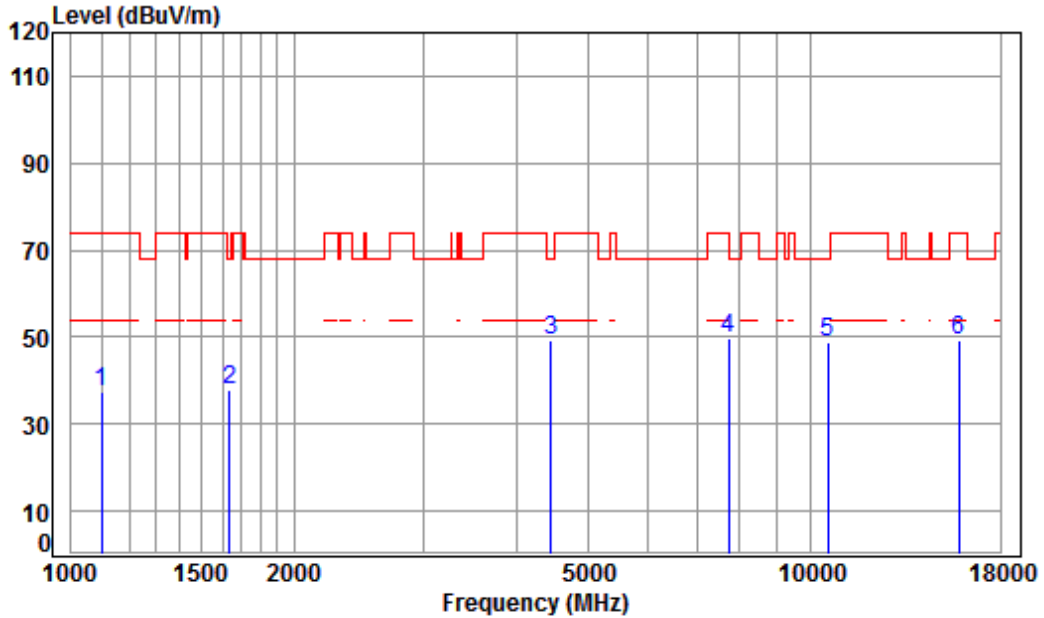
	Freq	Cable Loss	Ant Factor	Preamp Factor	Read Level	Limit Level	Limit Line	Over Limit	Remark
	MHz	dB	dB/m	dB	dBuV	dBuV/m	dBuV/m	dB	
1	1145.507	4.20	24.20	38.70	48.68	38.38	74.00	-35.62	peak
2	1583.392	5.37	26.18	38.70	45.28	38.13	74.00	-35.87	peak
3	4145.664	7.16	33.60	38.12	46.70	49.34	74.00	-24.66	peak
4	7138.144	10.09	36.44	38.21	42.46	50.78	68.20	-17.42	peak
5	10460.000	11.26	37.14	36.35	36.90	48.95	68.20	-19.25	peak
6	15690.000	14.53	41.32	38.01	31.56	49.40	74.00	-24.60	peak



SGS-CSTC Standards Technical Services Co., Ltd.
Shenzhen Branch

Report No.: SZEM180100021802
 Page: 329 of 818

Test mode:	802.11ac(HT40)	Frequency(MHz):	5270	Peak	Vertical
------------	----------------	-----------------	------	------	----------



Condition: 3m VERTICAL

Job No : 0217RG

Mode : 5270 TX RSE

: Ant 1+2 5G WIFI 11AC(40) CH54

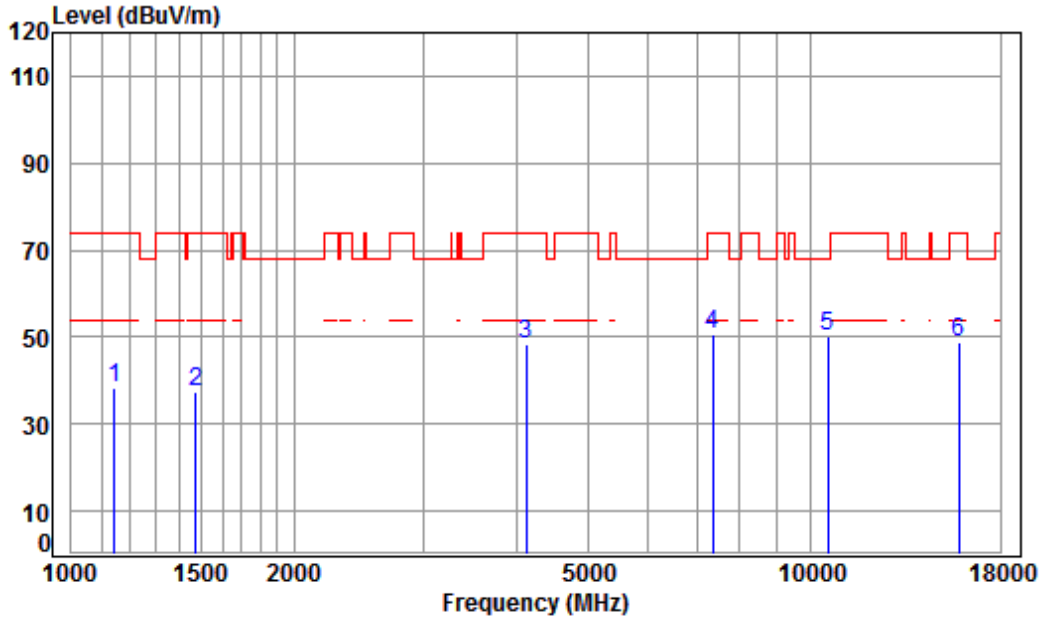
	Freq	Cable Loss	Ant Factor	Preamp Factor	Read Level	Limit Level	Limit Line	Over Limit	Remark
	MHz	dB	dB/m	dB	dBuV	dBuV/m	dBuV/m	dB	
1	1100.079	4.00	23.96	38.70	47.94	37.20	74.00	-36.80	peak
2	1639.274	5.30	26.42	38.70	44.78	37.80	68.20	-30.40	peak
3 pp	4456.315	7.51	33.60	38.15	46.20	49.16	68.20	-19.04	peak
4	7739.857	9.98	36.45	38.28	41.69	49.84	74.00	-24.16	peak
5	10540.000	11.32	37.15	36.36	36.74	48.85	68.20	-19.35	peak
6	15810.000	14.71	41.28	37.93	31.39	49.45	74.00	-24.55	peak



SGS-CSTC Standards Technical Services Co., Ltd.
Shenzhen Branch

Report No.: SZEM180100021802
 Page: 330 of 818

Test mode:	802.11ac(HT40)	Frequency(MHz):	5270	Peak	Horizontal
------------	----------------	-----------------	------	------	------------



Condition: 3m HORIZONTAL

Job No : 0217RG

Mode : 5270 TX RSE

: Ant 1+2 5G WIFI 11AC(40) CH54

	Freq	Cable Loss	Ant Factor	Preamp Factor	Read Level	Limit Level	Limit Line	Over Limit	Remark
	MHz	dB	dB/m	dB	dBuV	dBuV/m	dBuV/m	dB	
1	1145.507	4.20	24.20	38.70	48.45	38.15	74.00	-35.85	peak
2	1473.013	5.39	25.69	38.70	45.19	37.57	74.00	-36.43	peak
3	4121.768	7.13	33.60	38.11	45.72	48.34	74.00	-25.66	peak
4	7368.741	10.03	36.35	38.24	42.66	50.80	74.00	-23.20	peak
5	pp10540.000	11.32	37.15	36.36	38.00	50.11	68.20	-18.09	peak
6	15810.000	14.71	41.28	37.93	30.63	48.69	74.00	-25.31	peak

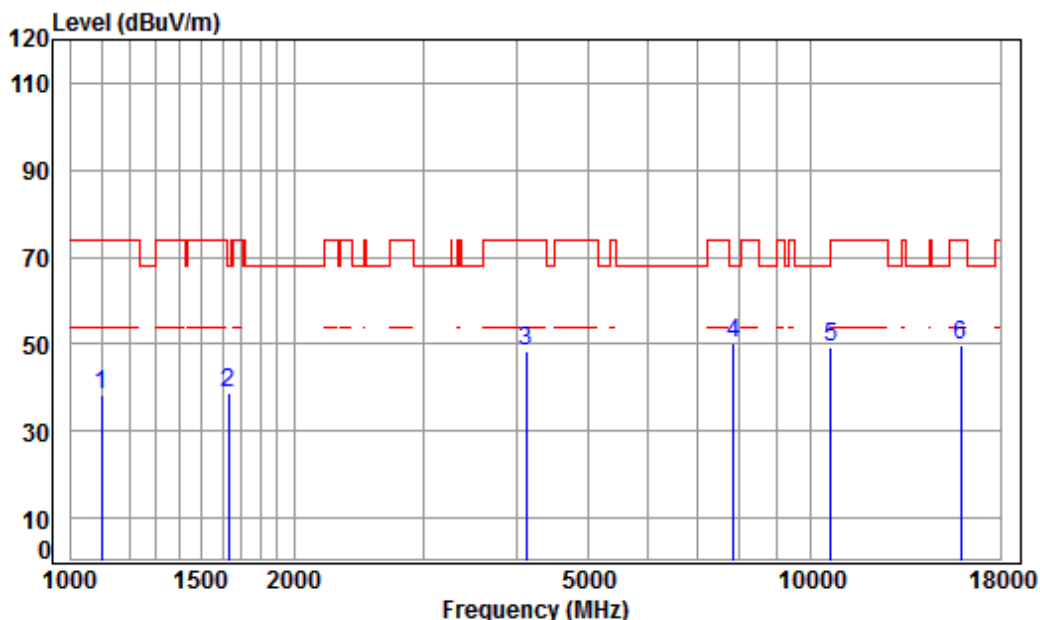


SGS-CSTC Standards Technical Services Co., Ltd. Shenzhen Branch

Report No.: SZEM180100021802

Page: 331 of 818

Test mode:	802.11ac(HT40)	Frequency(MHz):	5310	Peak	Vertical
------------	----------------	-----------------	------	------	----------



Condition: 3m VERTICAL

Job No : 0217RG

Mode : 5310 TX RSE

: Ant 1+2 5G WIFI 11AC(40) CH62

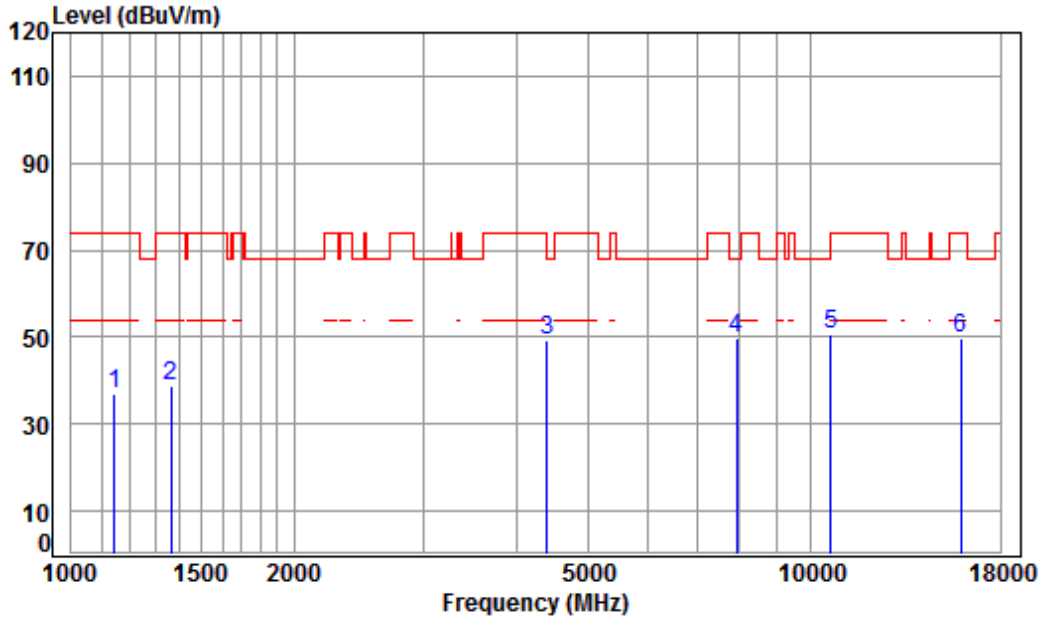
	Freq	Cable Loss	Ant Factor	Preamp Factor	Read Level	Limit Level	Limit Line	Over Limit	Remark
	MHz	dB	dB/m	dB	dBuV	dBuV/m	dBuV/m	dB	
1	1100.079	4.00	23.96	38.70	49.18	38.44	74.00	-35.56	peak
2	1629.825	5.31	26.38	38.70	45.71	38.70	68.20	-29.50	peak
3	4121.768	7.13	33.60	38.11	45.72	48.34	74.00	-25.66	peak
4	pp 7852.524	9.96	36.51	38.29	41.82	50.00	68.20	-18.20	peak
5	10620.000	11.37	37.25	36.36	37.13	49.39	74.00	-24.61	peak
6	15930.000	14.89	41.23	37.85	31.49	49.76	74.00	-24.24	peak



SGS-CSTC Standards Technical Services Co., Ltd.
Shenzhen Branch

Report No.: SZEM180100021802
 Page: 332 of 818

Test mode:	802.11ac(HT40)	Frequency(MHz):	5310	Peak	Horizontal
------------	----------------	-----------------	------	------	------------



Condition: 3m HORIZONTAL

Job No : 0217RG

Mode : 5310 TX RSE

: Ant 1+2 5G WIFI 11AC(40) CH62

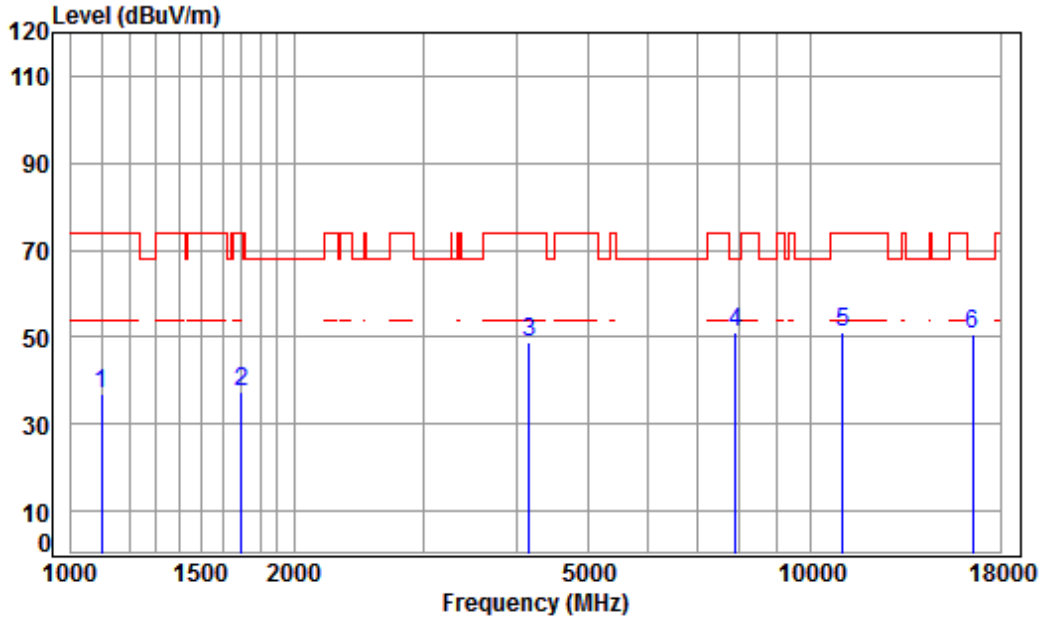
	Freq	Cable Loss	Ant Factor	Preamp Factor	Read Level	Limit Level	Limit Line	Over Limit	Remark
	MHz	dB	dB/m	dB	dBuV	dBuV/m	dBuV/m	dB	
1	1145.507	4.20	24.20	38.70	47.30	37.00	74.00	-37.00	peak
2	1366.374	5.04	25.25	38.70	47.09	38.68	74.00	-35.32	peak
3	4392.376	7.44	33.60	38.14	46.36	49.26	74.00	-24.74	peak
4	pp 7920.911	9.96	36.55	38.29	41.54	49.76	68.20	-18.44	peak
5	10620.000	11.37	37.25	36.36	38.34	50.60	74.00	-23.40	peak
6	15930.000	14.89	41.23	37.85	31.36	49.63	74.00	-24.37	peak



SGS-CSTC Standards Technical Services Co., Ltd.
Shenzhen Branch

Report No.: SZEM180100021802
 Page: 333 of 818

Test mode:	802.11ac(HT40)	Frequency(MHz):	5510	Peak	Vertical
------------	----------------	-----------------	------	------	----------



Condition: 3m VERTICAL

Job No : 0217RG

Mode : 5510 TX RSE

: Ant 1+2 5G WIFI 11AC(40) CH102

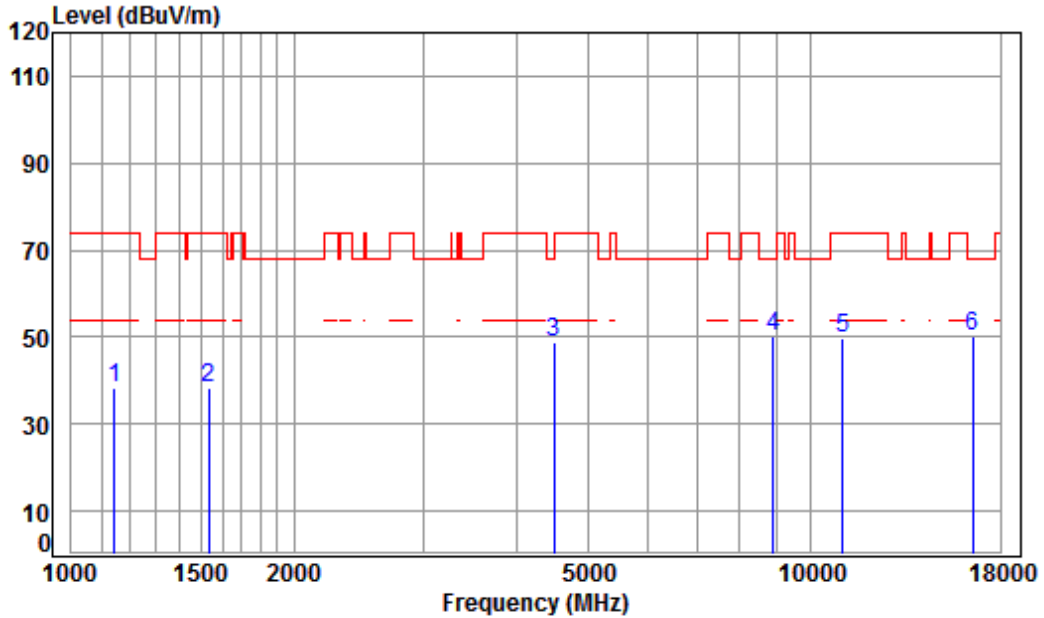
	Freq	Cable Loss	Ant Factor	Preamp Factor	Read Level	Limit Level	Limit Line	Over Limit	Remark
	MHz	dB	dB/m	dB	dBuV	dBuV/m	dBuV/m	dB	
1	1100.079	4.00	23.96	38.70	47.48	36.74	74.00	-37.26	peak
2	1697.129	5.23	26.66	38.70	44.33	37.52	74.00	-36.48	peak
3	4157.664	7.17	33.60	38.12	46.26	48.91	74.00	-25.09	peak
4	pp 7898.049	9.96	36.54	38.29	42.79	51.00	68.20	-17.20	peak
5	11020.000	11.65	37.72	36.41	38.12	51.08	74.00	-22.92	peak
6	16530.000	14.63	42.71	38.02	31.32	50.64	68.20	-17.56	peak



SGS-CSTC Standards Technical Services Co., Ltd.
Shenzhen Branch

Report No.: SZEM180100021802
 Page: 334 of 818

Test mode:	802.11ac(HT40)	Frequency(MHz):	5510	Peak	Horizontal
------------	----------------	-----------------	------	------	------------



Condition: 3m HORIZONTAL

Job No : 0217RG

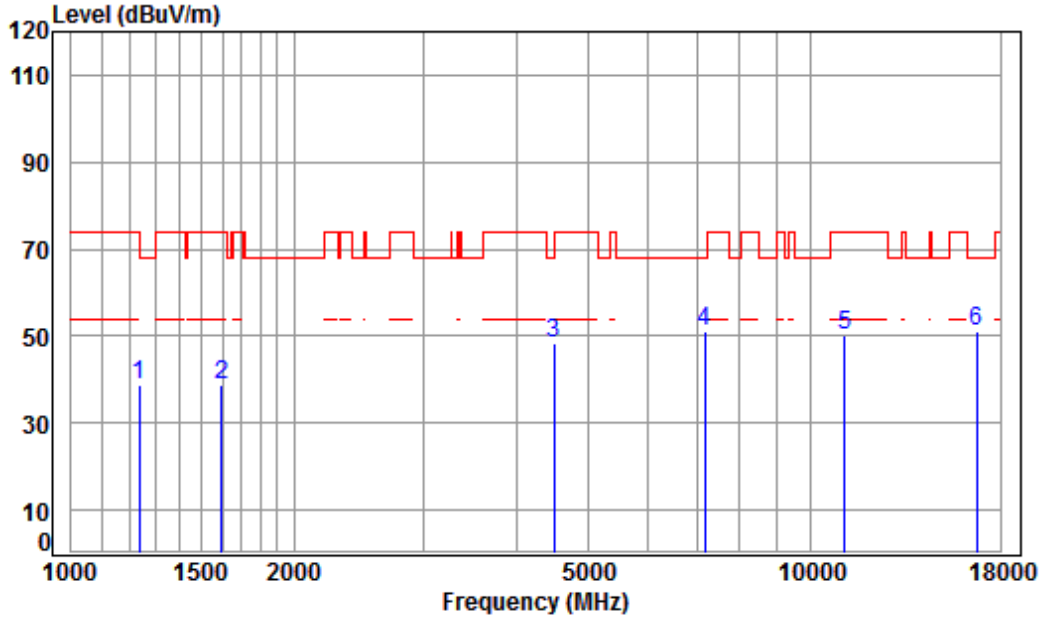
Mode : 5510 TX RSE

: Ant 1+2 5G WIFI 11AC(40) CH102

	Freq	Cable Loss	Ant Factor	Preamp Factor	Read Level	Limit Level	Limit Line	Over Limit	Remark
	MHz	dB	dB/m	dB	dBuV	dBuV/m	dBuV/m	dB	
1	1145.507	4.20	24.20	38.70	48.50	38.20	74.00	-35.80	peak
2	1533.841	5.44	25.96	38.70	45.49	38.19	74.00	-35.81	peak
3	4495.125	7.55	33.60	38.15	46.01	49.01	68.20	-19.19	peak
4	pp 8891.725	10.37	36.47	38.21	41.70	50.33	68.20	-17.87	peak
5	11020.000	11.65	37.72	36.41	36.66	49.62	74.00	-24.38	peak
6	16530.000	14.63	42.71	38.02	30.93	50.25	68.20	-17.95	peak



Test mode:	802.11ac(HT40)	Frequency(MHz):	5550	Peak	Vertical
------------	----------------	-----------------	------	------	----------



Condition: 3m VERTICAL

Job No : 0217RG

Mode : 5550 TX RSE

: Ant 1+2 5G WIFI 11AC(40) CH110

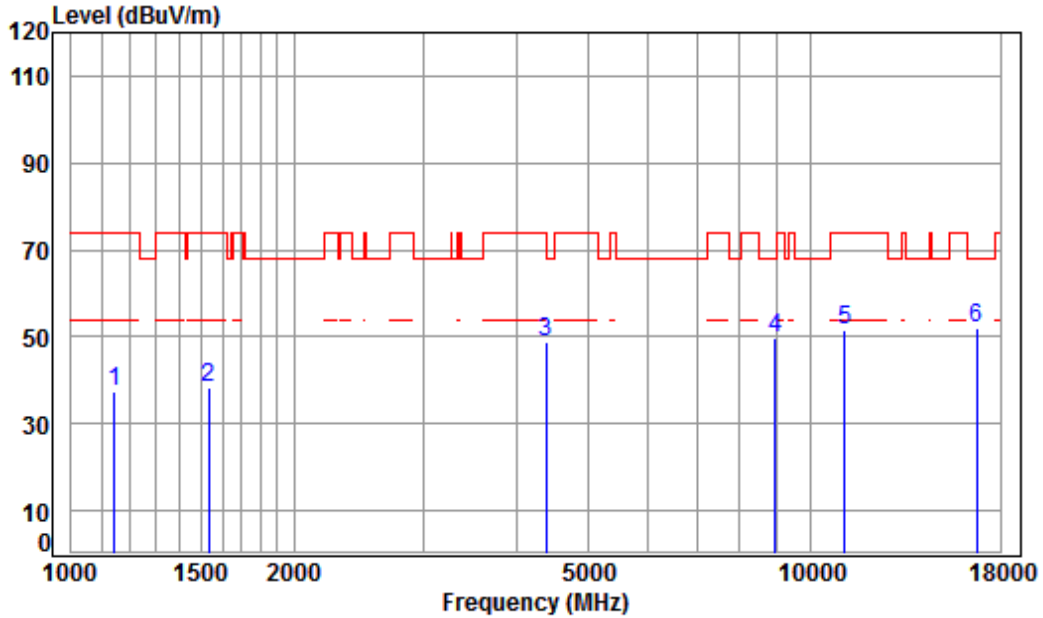
	Cable	Ant	Preamp	Read	Limit	Over		
Freq	Loss	Factor	Factor	Level	Level	Line	Limit	Remark
MHz	dB	dB/m	dB	dBuV	dBuV/m	dBuV/m	dB	
1	1234.909	4.55	24.65	38.70	48.13	38.63	74.00	-35.37 peak
2	1597.181	5.35	26.24	38.70	46.03	38.92	74.00	-35.08 peak
3	4495.125	7.55	33.60	38.15	45.34	48.34	68.20	-19.86 peak
4	7179.527	10.08	36.43	38.22	42.67	50.96	68.20	-17.24 peak
5	11100.000	11.73	37.78	36.43	37.33	50.41	74.00	-23.59 peak
6	pp16740.000	15.57	42.75	38.10	30.96	51.18	68.20	-17.02 peak



SGS-CSTC Standards Technical Services Co., Ltd.
Shenzhen Branch

Report No.: SZEM180100021802
 Page: 336 of 818

Test mode:	802.11ac(HT40)	Frequency(MHz):	5550	Peak	Horizontal
------------	----------------	-----------------	------	------	------------



Condition: 3m HORIZONTAL

Job No : 0217RG

Mode : 5550 TX RSE

: Ant 1+2 5G WIFI 11AC(40) CH110

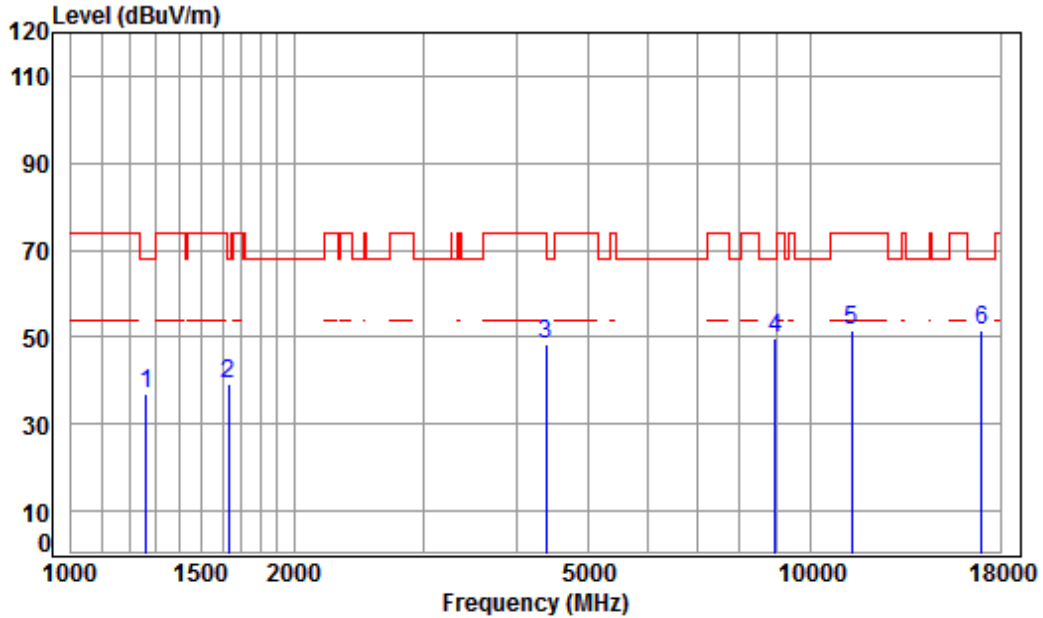
	Freq	Cable Loss	Ant Factor	Preamp Factor	Read Level	Limit Level	Over Line	Over Limit	Remark
	MHz	dB	dB/m	dB	dBuV	dBuV/m	dBuV/m	dB	
1	1145.507	4.20	24.20	38.70	47.49	37.19	74.00	-36.81	peak
2	1533.841	5.44	25.96	38.70	45.68	38.38	74.00	-35.62	peak
3	4379.699	7.43	33.60	38.14	46.10	48.99	74.00	-25.01	peak
4	8943.274	10.39	36.53	38.21	41.01	49.72	68.20	-18.48	peak
5	11100.000	11.73	37.78	36.43	38.28	51.36	74.00	-22.64	peak
6	pp16740.000	15.57	42.75	38.10	31.87	52.09	68.20	-16.11	peak



SGS-CSTC Standards Technical Services Co., Ltd.
Shenzhen Branch

Report No.: SZEM180100021802
 Page: 337 of 818

Test mode:	802.11ac(HT40)	Frequency(MHz):	5670	Peak	Vertical
------------	----------------	-----------------	------	------	----------



Condition: 3m VERTICAL

Job No : 0217RG

Mode : 5670 TX RSE

: Ant 1+2 5G WIFI 11AC(40) CH134

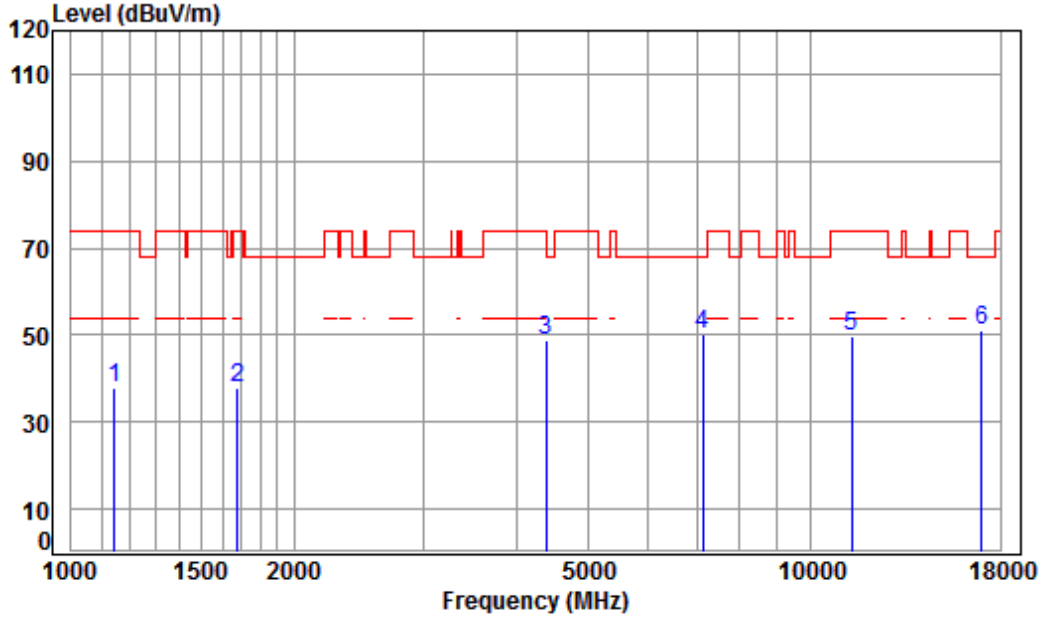
	Freq	Cable Loss	Ant Factor	Preamp Factor	Read Level	Limit Level	Limit Line	Over Limit	Remark
	MHz	dB	dB/m	dB	dBuV	dBuV/m	dBuV/m	dB	
1	1263.796	4.66	24.79	38.70	46.25	37.00	68.20	-31.20	peak
2	1634.543	5.31	26.40	38.70	46.17	39.18	68.20	-29.02	peak
3	4379.699	7.43	33.60	38.14	45.51	48.40	74.00	-25.60	peak
4	8943.274	10.39	36.53	38.21	40.98	49.69	68.20	-18.51	peak
5	11340.000	11.98	37.97	36.50	38.21	51.66	74.00	-22.34	peak
6	pp17010.000	16.69	42.81	38.20	30.34	51.64	68.20	-16.56	peak



SGS-CSTC Standards Technical Services Co., Ltd.
Shenzhen Branch

Report No.: SZEM180100021802
 Page: 338 of 818

Test mode:	802.11ac(HT40)	Frequency(MHz):	5670	Peak	Horizontal
------------	----------------	-----------------	------	------	------------



Condition: 3m HORIZONTAL

Job No : 0217RG

Mode : 5670 TX RSE

: Ant 1+2 5G WIFI 11AC(40) CH134

	Freq	Cable Loss	Ant Factor	Preamp Factor	Read Level	Limit Level	Limit Line	Over Limit	Remark
	MHz	dB	dB/m	dB	dBuV	dBuV/m	dBuV/m	dB	
1	1145.507	4.20	24.20	38.70	48.04	37.74	74.00	-36.26	peak
2	1677.621	5.25	26.58	38.70	44.67	37.80	74.00	-36.20	peak
3	4379.699	7.43	33.60	38.14	45.80	48.69	74.00	-25.31	peak
4	7138.144	10.09	36.44	38.21	42.09	50.41	68.20	-17.79	peak
5	11340.000	11.98	37.97	36.50	36.34	49.79	74.00	-24.21	peak
6	pp17010.000	16.69	42.81	38.20	29.84	51.14	68.20	-17.06	peak

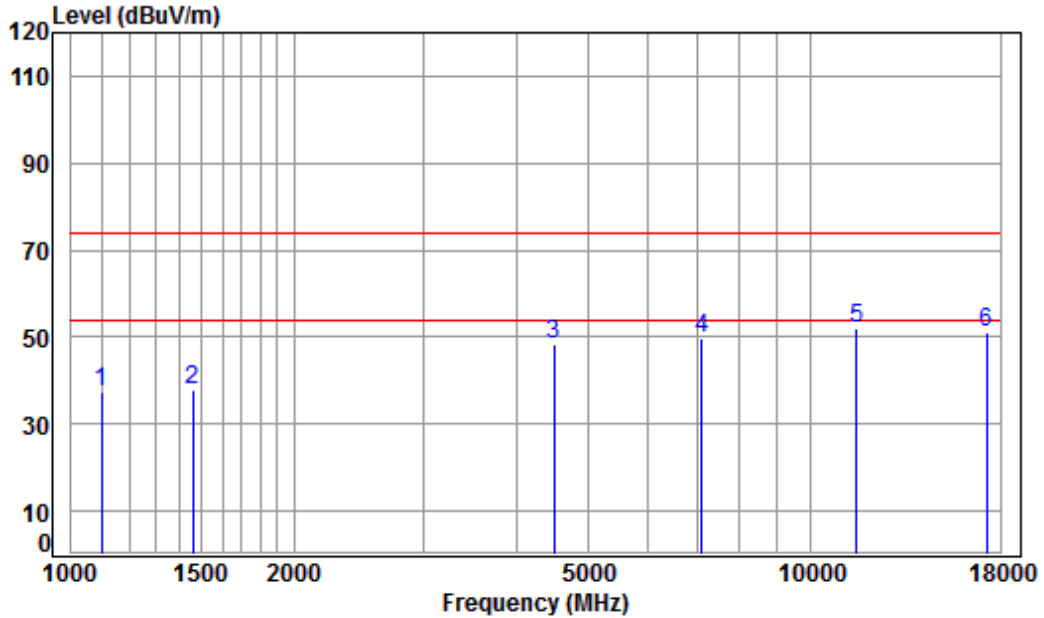


SGS-CSTC Standards Technical Services Co., Ltd.
Shenzhen Branch

Report No.: SZEM180100021802

Page: 339 of 818

Test mode:	802.11ac(HT40)	Frequency(MHz):	5755	Peak	Vertical
------------	----------------	-----------------	------	------	----------



Condition: 3m VERTICAL

Job No : 0217RG

Mode : 5755 TX RSE

: Ant 1+2 5G WIFI 11AC(40) CH151

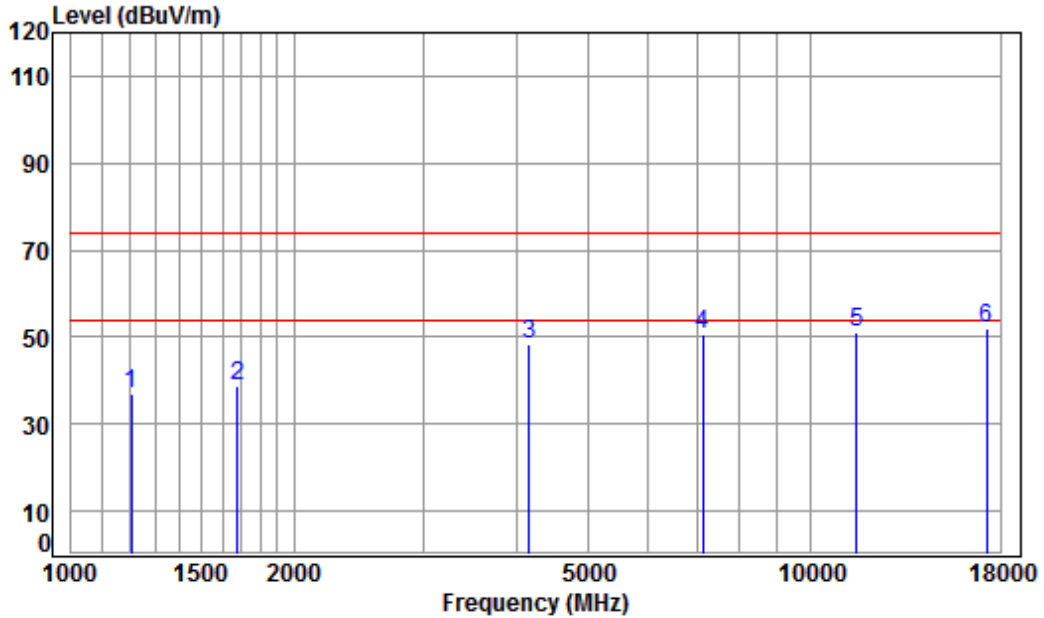
	Freq	Cable Loss	Ant Factor	Preamp Factor	Read Level	Limit Level	Limit Line	Over Limit	Remark
	MHz	dB	dB/m	dB	dBuV	dBuV/m	dBuV/m	dB	
1	1100.079	4.00	23.96	38.70	48.34	37.60	74.00	-36.40	peak
2	1460.295	5.35	25.64	38.70	45.57	37.86	74.00	-36.14	peak
3	4495.125	7.55	33.60	38.15	45.53	48.53	74.00	-25.47	peak
4	7117.542	10.10	36.45	38.21	41.37	49.71	74.00	-24.29	peak
5	pp11510.000	12.14	38.11	36.56	38.18	51.87	74.00	-22.13	peak
6	17265.000	16.12	43.12	38.12	29.99	51.11	74.00	-22.89	peak



SGS-CSTC Standards Technical Services Co., Ltd.
Shenzhen Branch

Report No.: SZEM180100021802
 Page: 340 of 818

Test mode:	802.11ac(HT40)	Frequency(MHz):	5755	Peak	Horizontal
------------	----------------	-----------------	------	------	------------



Condition: 3m HORIZONTAL

Job No : 0217RG

Mode : 5755 TX RSE

: Ant 1+2 5G WIFI 11AC(40) CH151

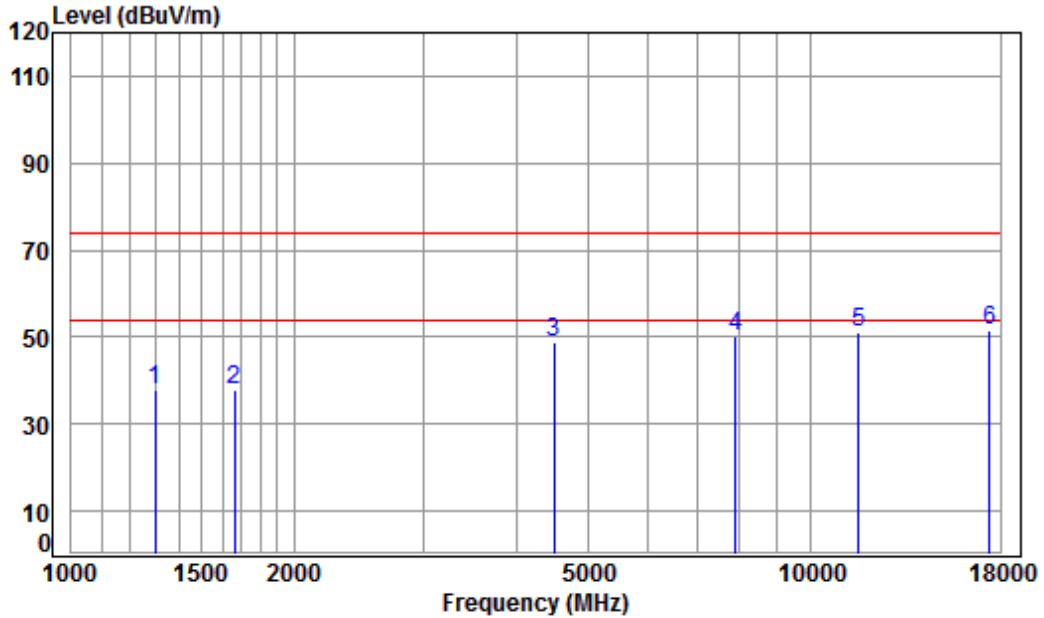
	Freq	Cable Loss	Ant Factor	Preamp Factor	Read Level	Limit Level	Limit Line	Over Limit	Remark
	MHz	dB	dB/m	dB	dBuV	dBuV/m	dBuV/m	dB	
1	1206.682	4.44	24.51	38.70	46.58	36.83	74.00	-37.17	peak
2	1677.621	5.25	26.58	38.70	45.86	38.99	74.00	-35.01	peak
3	4157.664	7.17	33.60	38.12	45.85	48.50	74.00	-25.50	peak
4	7138.144	10.09	36.44	38.21	42.26	50.58	74.00	-23.42	peak
5	11510.000	12.14	38.11	36.56	37.55	51.24	74.00	-22.76	peak
6	pp17265.000	16.12	43.12	38.12	30.79	51.91	74.00	-22.09	peak



SGS-CSTC Standards Technical Services Co., Ltd.
Shenzhen Branch

Report No.: SZEM180100021802
 Page: 341 of 818

Test mode:	802.11ac(HT40)	Frequency(MHz):	5795	Peak	Vertical
------------	----------------	-----------------	------	------	----------



Condition: 3m VERTICAL
 Job No : 0217RG
 Mode : 5795 TX RSE
 : Ant 1+2 5G WIFI 11AC(40) CH159

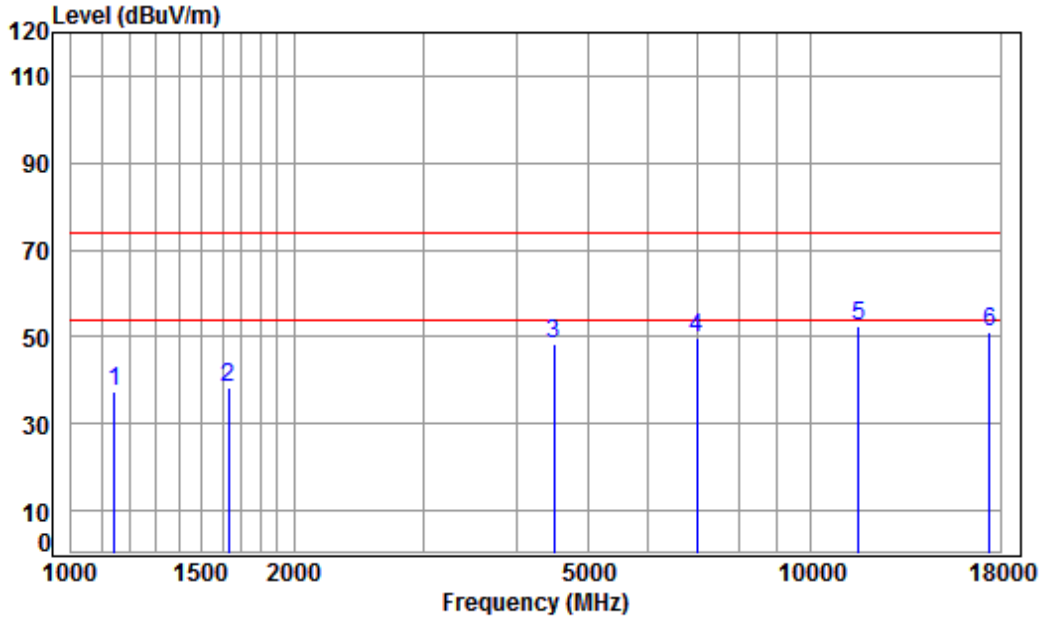
	Freq	Cable Loss	Ant Factor	Preamp Factor	Read Level	Limit Level	Limit Line	Over Limit	Remark
	MHz	dB	dB/m	dB	dBuV	dBuV/m	dBuV/m	dB	
1	1300.858	4.80	24.96	38.70	47.03	38.09	74.00	-35.91	peak
2	1663.137	5.27	26.52	38.70	44.68	37.77	74.00	-36.23	peak
3	4495.125	7.55	33.60	38.15	45.74	48.74	74.00	-25.26	peak
4	7898.049	9.96	36.54	38.29	41.84	50.05	74.00	-23.95	peak
5	11590.000	12.17	38.19	36.58	37.23	51.01	74.00	-22.99	peak
6	pp17385.000	15.85	43.26	38.08	30.43	51.46	74.00	-22.54	peak



SGS-CSTC Standards Technical Services Co., Ltd.
Shenzhen Branch

Report No.: SZEM180100021802
 Page: 342 of 818

Test mode:	802.11ac(HT40)	Frequency(MHz):	5795	Peak	Horizontal
------------	----------------	-----------------	------	------	------------



Condition: 3m HORIZONTAL

Job No : 0217RG

Mode : 5795 TX RSE

: Ant 1+2 5G WIFI 11AC(40) CH159

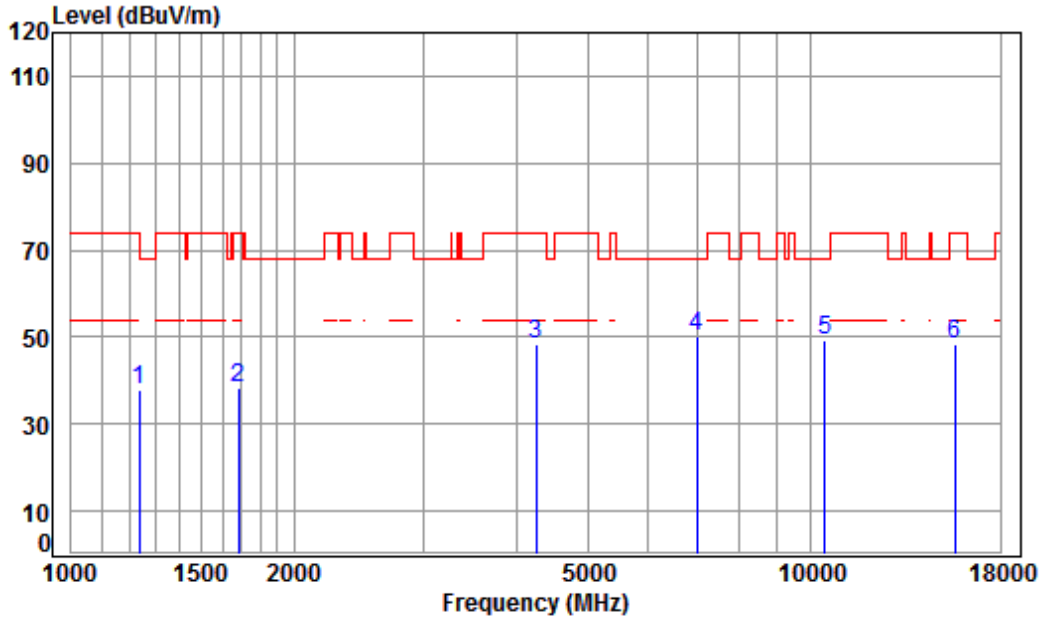
	Freq	Cable Loss	Ant Factor	Preamp Factor	Read Level	Level	Limit Line	Over Limit	Remark
	MHz	dB	dB/m	dB	dBuV	dBuV/m	dBuV/m	dB	
1	1145.507	4.20	24.20	38.70	47.60	37.30	74.00	-36.70	peak
2	1629.825	5.31	26.38	38.70	45.22	38.21	74.00	-35.79	peak
3	4495.125	7.55	33.60	38.15	45.44	48.44	74.00	-25.56	peak
4	7015.420	10.13	36.49	38.20	41.43	49.85	74.00	-24.15	peak
5	pp11590.000	12.17	38.19	36.58	38.71	52.49	74.00	-21.51	peak
6	17385.000	15.85	43.26	38.08	29.89	50.92	74.00	-23.08	peak



SGS-CSTC Standards Technical Services Co., Ltd.
Shenzhen Branch

Report No.: SZEM180100021802
 Page: 343 of 818

Test mode:	802.11ac(HT80)	Frequency(MHz):	5210	Peak	Vertical
------------	----------------	-----------------	------	------	----------



Condition: 3m VERTICAL

Job No : 0217RG

Mode : 5210 TX RSE

: Ant 1+2 5G WIFI 11AC(80) CH42

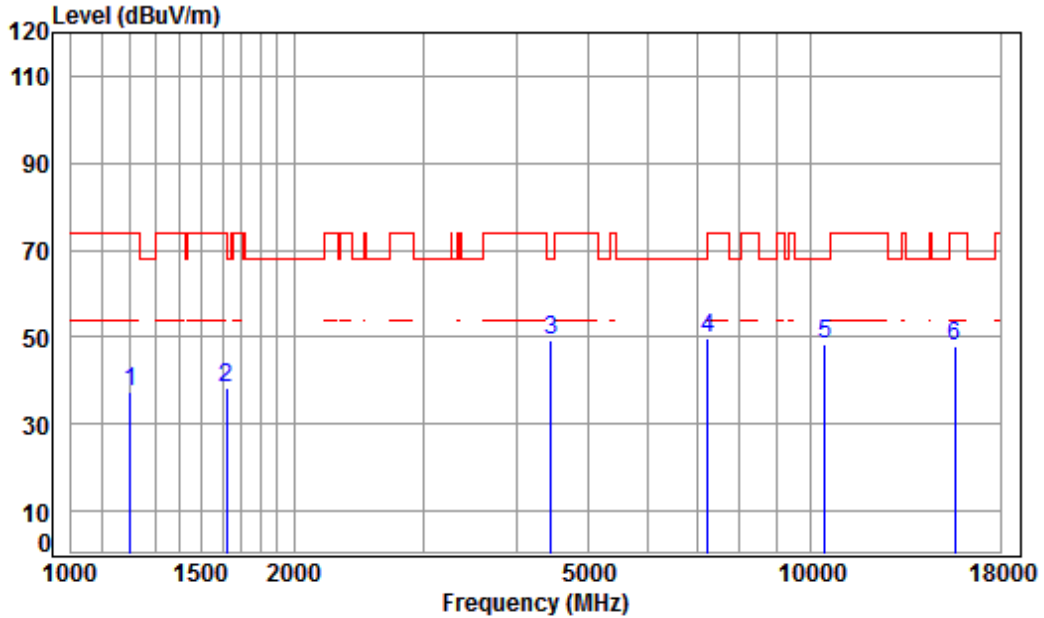
	Freq	Cable Loss	Ant Factor	Preamp Factor	Read Level	Limit Level	Limit Line	Over Limit	Remark
	MHz	dB	dB/m	dB	dBuV	dBuV/m	dBuV/m	dB	
1	1234.909	4.55	24.65	38.70	47.44	37.94	74.00	-36.06	peak
2	1682.477	5.25	26.60	38.70	44.98	38.13	74.00	-35.87	peak
3	4254.921	7.28	33.60	38.13	45.57	48.32	74.00	-25.68	peak
4	pp 7015.420	10.13	36.49	38.20	41.77	50.19	68.20	-18.01	peak
5	10420.000	11.24	37.18	36.34	37.16	49.24	68.20	-18.96	peak
6	15630.000	14.44	41.35	38.05	30.47	48.21	74.00	-25.79	peak



SGS-CSTC Standards Technical Services Co., Ltd.
Shenzhen Branch

Report No.: SZEM180100021802
 Page: 344 of 818

Test mode:	802.11ac(HT80)	Frequency(MHz):	5210	Peak	Horizontal
------------	----------------	-----------------	------	------	------------



Condition: 3m HORIZONTAL

Job No : 0217RG

Mode : 5210 TX RSE

: Ant 1+2 5G WIFI 11AC(80) CH42

	Freq	Cable Loss	Ant Factor	Preamp Factor	Read Level	Limit Level	Limit Line	Over Limit	Remark
	MHz	dB	dB/m	dB	dBuV	dBuV/m	dBuV/m	dB	
1	1203.199	4.43	24.49	38.70	46.97	37.19	74.00	-36.81	peak
2	1620.431	5.32	26.34	38.70	45.37	38.33	74.00	-35.67	peak
3	4456.315	7.51	33.60	38.15	46.39	49.35	68.20	-18.85	peak
4	7242.052	10.07	36.40	38.23	41.53	49.77	68.20	-18.43	peak
5	10420.000	11.24	37.18	36.34	36.33	48.41	68.20	-19.79	peak
6	15630.000	14.44	41.35	38.05	30.33	48.07	74.00	-25.93	peak

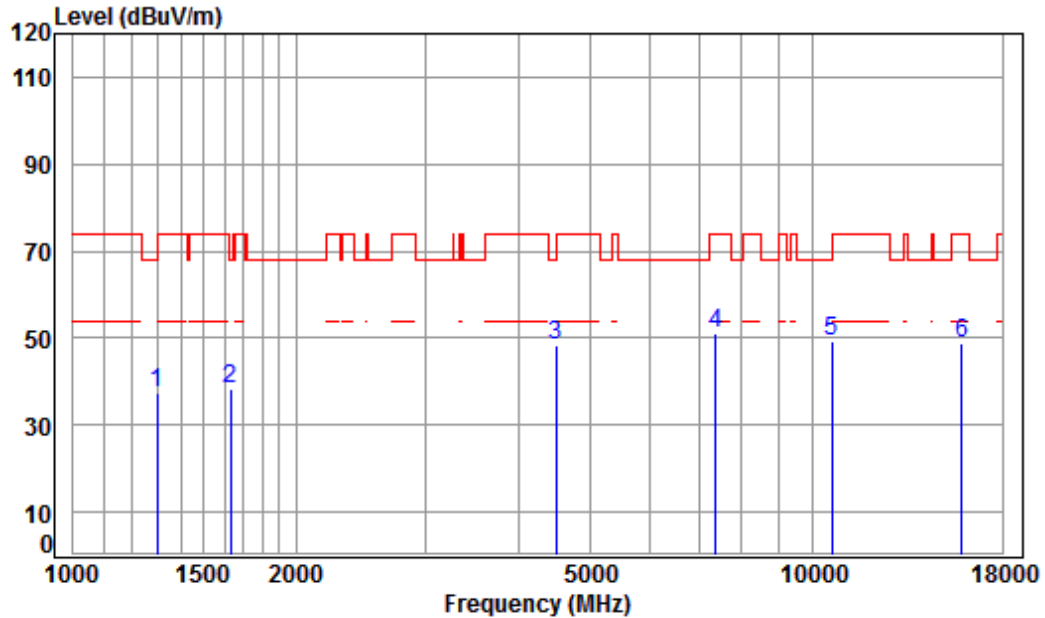


SGS-CSTC Standards Technical Services Co., Ltd. Shenzhen Branch

Report No.: SZEM180100021802

Page: 345 of 818

Test mode:	802.11ac(HT80)	Frequency(MHz):	5290	Peak	Vertical
------------	----------------	-----------------	------	------	----------



Condition: 3m VERTICAL

Job No : 0217RG

Mode : 5290 TX RSE

: Ant 1+2 5G WIFI 11AC(80) CH58

	Cable	Ant	Preamp	Read	Limit	Over		
Freq	Loss	Factor	Factor	Level	Level	Line	Limit	Remark
MHz	dB	dB/m	dB	dBuV	dBuV/m	dBuV/m	dB	
1	1300.858	4.80	24.96	38.70	46.54	37.60	74.00	-36.40 peak
2	1629.825	5.31	26.38	38.70	45.50	38.49	68.20	-29.71 peak
3	4495.125	7.55	33.60	38.15	45.54	48.54	68.20	-19.66 peak
4	7390.070	10.03	36.34	38.24	43.14	51.27	74.00	-22.73 peak
5	pp10580.000	11.35	37.20	36.36	37.13	49.32	68.20	-18.88 peak
6	15870.000	14.80	41.25	37.89	30.69	48.85	74.00	-25.15 peak

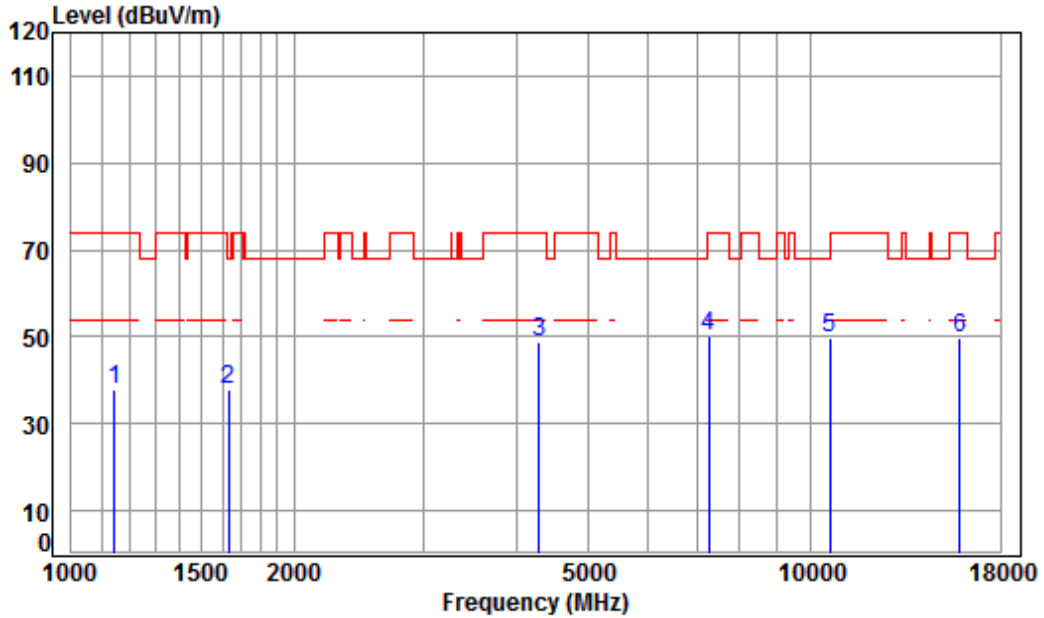


SGS-CSTC Standards Technical Services Co., Ltd.
Shenzhen Branch

Report No.: SZEM180100021802

Page: 346 of 818

Test mode:	802.11ac(HT80)	Frequency(MHz):	5290	Peak	Horizontal
------------	----------------	-----------------	------	------	------------



Condition: 3m HORIZONTAL

Job No : 0217RG

Mode : 5290 TX RSE

: Ant 1+2 5G WIFI 11AC(80) CH58

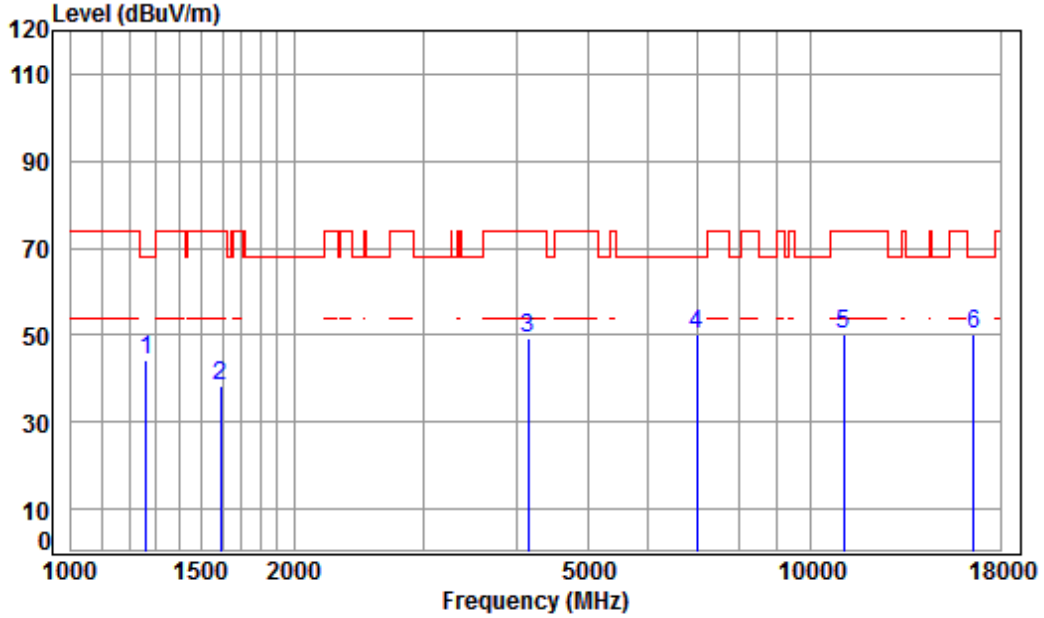
	Freq	Cable Loss	Ant Factor	Preamp Factor	Read Level	Limit Level	Over Limit	Remark
	MHz	dB	dB/m	dB	dBuV	dBuV/m	dBuV/m	dB
1	1145.507	4.20	24.20	38.70	48.10	37.80	74.00	-36.20 peak
2	1629.825	5.31	26.38	38.70	45.08	38.07	68.20	-30.13 peak
3	4291.977	7.33	33.60	38.13	45.87	48.67	74.00	-25.33 peak
4	7263.015	10.06	36.39	38.23	42.06	50.28	74.00	-23.72 peak
5	pp10580.000	11.35	37.20	36.36	37.37	49.56	68.20	-18.64 peak
6	15870.000	14.80	41.25	37.89	31.42	49.58	74.00	-24.42 peak



SGS-CSTC Standards Technical Services Co., Ltd.
Shenzhen Branch

Report No.: SZEM180100021802
 Page: 347 of 818

Test mode:	802.11ac(HT80)	Frequency(MHz):	5530	Peak	Vertical
------------	----------------	-----------------	------	------	----------



Condition: 3m VERTICAL

Job No : 0217RG

Mode : 5530 TX RSE

: Ant 1+2 5G WIFI 11AC(80) CH106

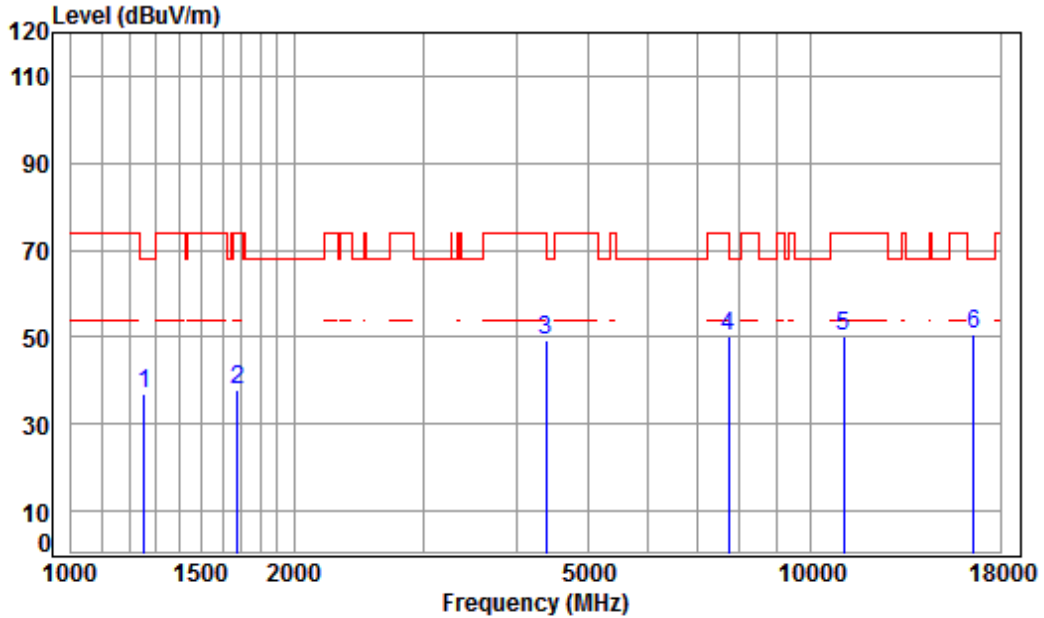
	Freq	Cable Loss	Ant Factor	Preamp Factor	Read Level	Limit Level	Over Line	Over Limit	Remark
	MHz	dB	dB/m	dB	dBuV	dBuV/m	dBuV/m	dB	
1	1263.796	4.66	24.79	38.70	53.35	44.10	68.20	-24.10	peak
2	1592.571	5.36	26.22	38.70	45.32	38.20	74.00	-35.80	peak
3	4145.664	7.16	33.60	38.12	46.76	49.40	74.00	-24.60	peak
4	7015.420	10.13	36.49	38.20	41.57	49.99	68.20	-18.21	peak
5	11060.000	11.69	37.75	36.42	37.39	50.41	74.00	-23.59	peak
6	pp16590.000	14.90	42.72	38.04	30.83	50.41	68.20	-17.79	peak



SGS-CSTC Standards Technical Services Co., Ltd.
Shenzhen Branch

Report No.: SZEM180100021802
 Page: 348 of 818

Test mode:	802.11ac(HT80)	Frequency(MHz):	5530	Peak	Horizontal
------------	----------------	-----------------	------	------	------------



Condition: 3m HORIZONTAL

Job No : 0217RG

Mode : 5530 TX RSE

: Ant 1+2 5G WIFI 11AC(80) CH106

	Freq	Cable Loss	Ant Factor	Preamp Factor	Read Level	Limit Level	Limit Line	Over Limit	Remark
	MHz	dB	dB/m	dB	dBuV	dBuV/m	dBuV/m	dB	
1	1256.512	4.64	24.75	38.70	46.28	36.97	68.20	-31.23	peak
2	1677.621	5.25	26.58	38.70	44.78	37.91	74.00	-36.09	peak
3	4379.699	7.43	33.60	38.14	46.49	49.38	74.00	-24.62	peak
4	7739.857	9.98	36.45	38.28	42.19	50.34	74.00	-23.66	peak
5	11060.000	11.69	37.75	36.42	37.39	50.41	74.00	-23.59	peak
6	pp16590.000	14.90	42.72	38.04	31.27	50.85	68.20	-17.35	peak

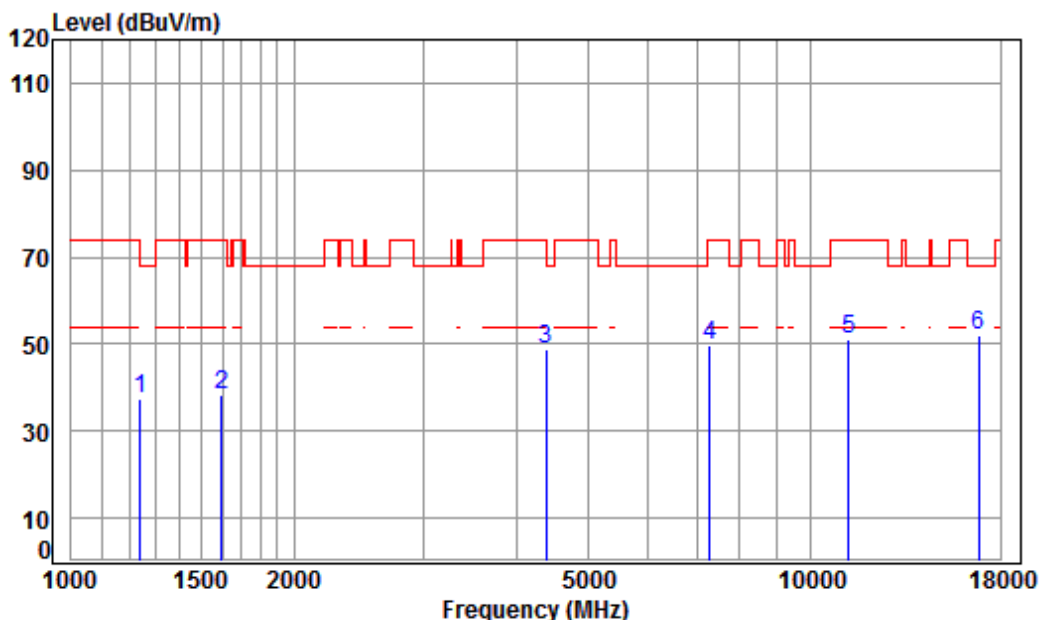


SGS-CSTC Standards Technical Services Co., Ltd. Shenzhen Branch

Report No.: SZEM180100021802

Page: 349 of 818

Test mode:	802.11ac(HT80)	Frequency(MHz):	5610	Peak	Vertical
------------	----------------	-----------------	------	------	----------



Condition: 3m VERTICAL

Job No : 0217RG

Mode : 5610 TX RSE

: Ant 1+2 5G WIFI 11AC(80) CH122

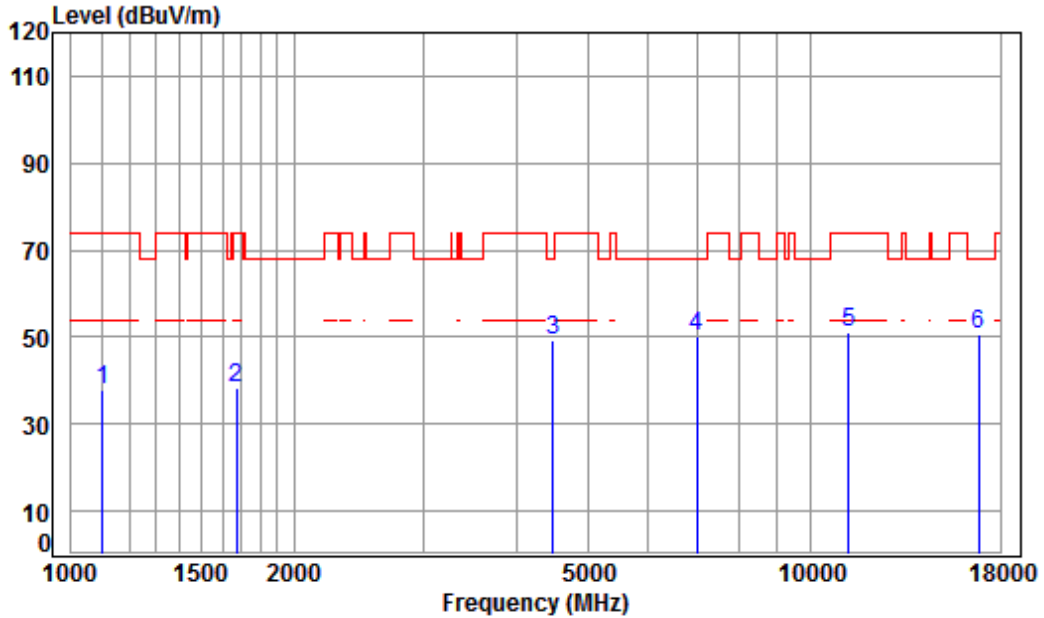
	Freq	Cable Loss	Ant Factor	Preamp Factor	Read Level	Limit Level	Limit Line	Over Limit	Remark
	MHz	dB	dB/m	dB	dBuV	dBuV/m	dBuV/m	dB	
1	1242.068	4.58	24.68	38.70	46.86	37.42	68.20	-30.78	peak
2	1597.181	5.35	26.24	38.70	45.53	38.42	74.00	-35.58	peak
3	4379.699	7.43	33.60	38.14	45.72	48.61	74.00	-25.39	peak
4	7284.038	10.06	36.38	38.23	41.67	49.88	74.00	-24.12	peak
5	11220.000	11.86	37.88	36.47	37.66	50.93	74.00	-23.07	peak
6	pp16830.000	15.97	42.77	38.13	31.34	51.95	68.20	-16.25	peak



SGS-CSTC Standards Technical Services Co., Ltd.
Shenzhen Branch

Report No.: SZEM180100021802
 Page: 350 of 818

Test mode:	802.11ac(HT80)	Frequency(MHz):	5610	Peak	Horizontal
------------	----------------	-----------------	------	------	------------



Condition: 3m HORIZONTAL

Job No : 0217RG

Mode : 5610 TX RSE

: Ant 1+2 5G WIFI 11AC(80) CH122

	Freq	Cable Loss	Ant Factor	Preamp Factor	Read Level	Limit Level	Limit Line	Over Limit	Remark
	MHz	dB	dB/m	dB	dBuV	dBuV/m	dBuV/m	dB	
1	1103.264	4.02	23.98	38.70	48.60	37.90	74.00	-36.10	peak
2	1672.779	5.26	26.56	38.70	45.02	38.14	74.00	-35.86	peak
3	4482.150	7.54	33.60	38.15	46.10	49.09	68.20	-19.11	peak
4	7015.420	10.13	36.49	38.20	41.98	50.40	68.20	-17.80	peak
5	11220.000	11.86	37.88	36.47	37.88	51.15	74.00	-22.85	peak
6	pp16830.000	15.97	42.77	38.13	29.94	50.55	68.20	-17.65	peak