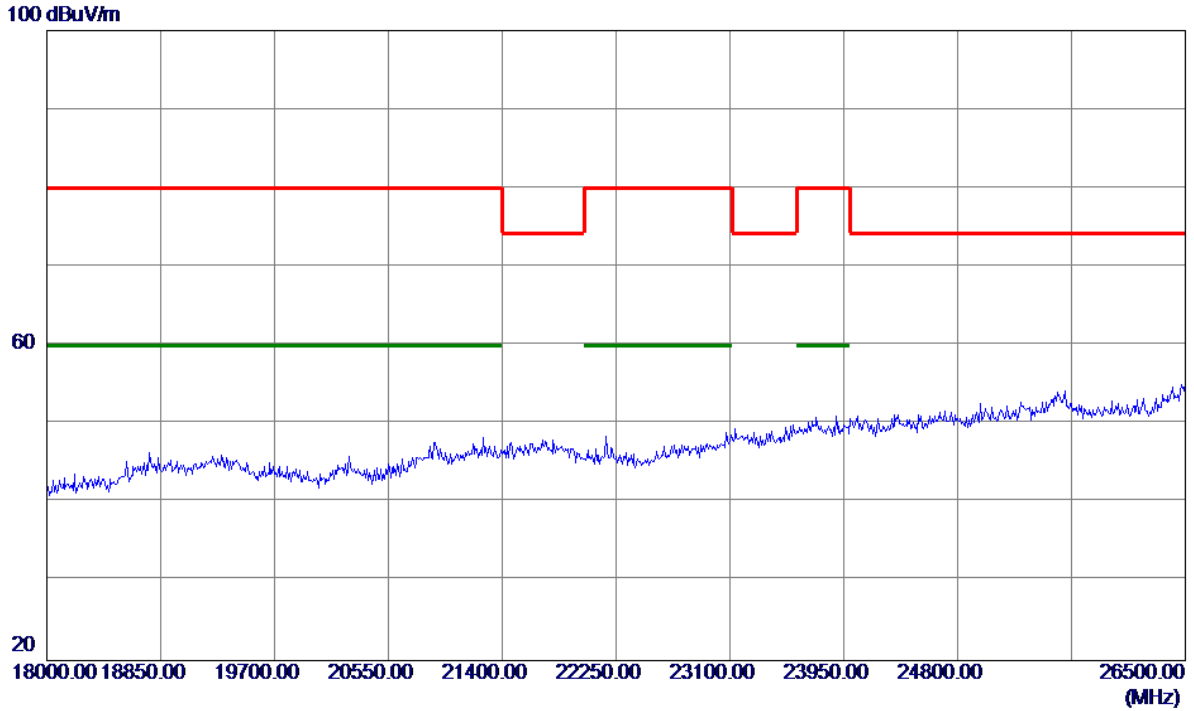


Orthogonal Axis :	X
Test Mode :	UNII-2A/ TX N40 Mode 5270MHz

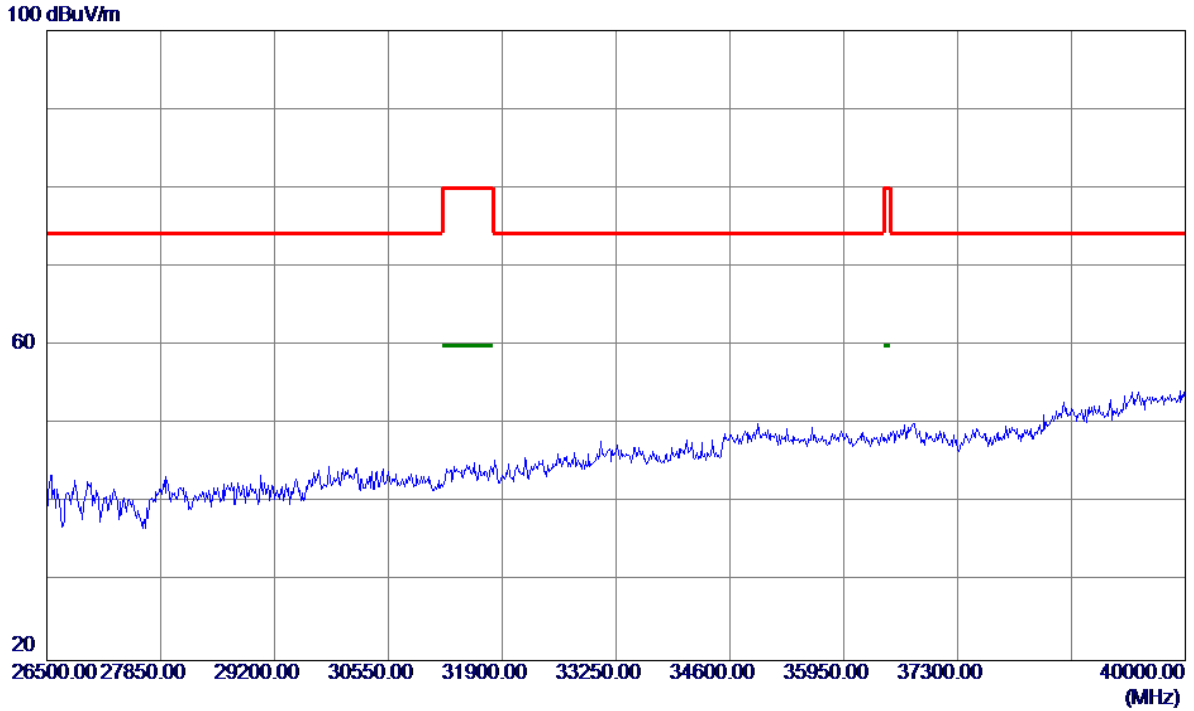
Horizontal



No.	Freq. MHz	Reading Level dBuV/m	Correct Factor dB	Measure ment dBuV/m	Limit dBuV/m	Margin dB	Detector	Comment
-----	--------------	----------------------------	-------------------------	---------------------------	-----------------	--------------	----------	---------

Orthogonal Axis :	X
Test Mode :	UNII-2A/ TX N40 Mode 5270MHz

Horizontal

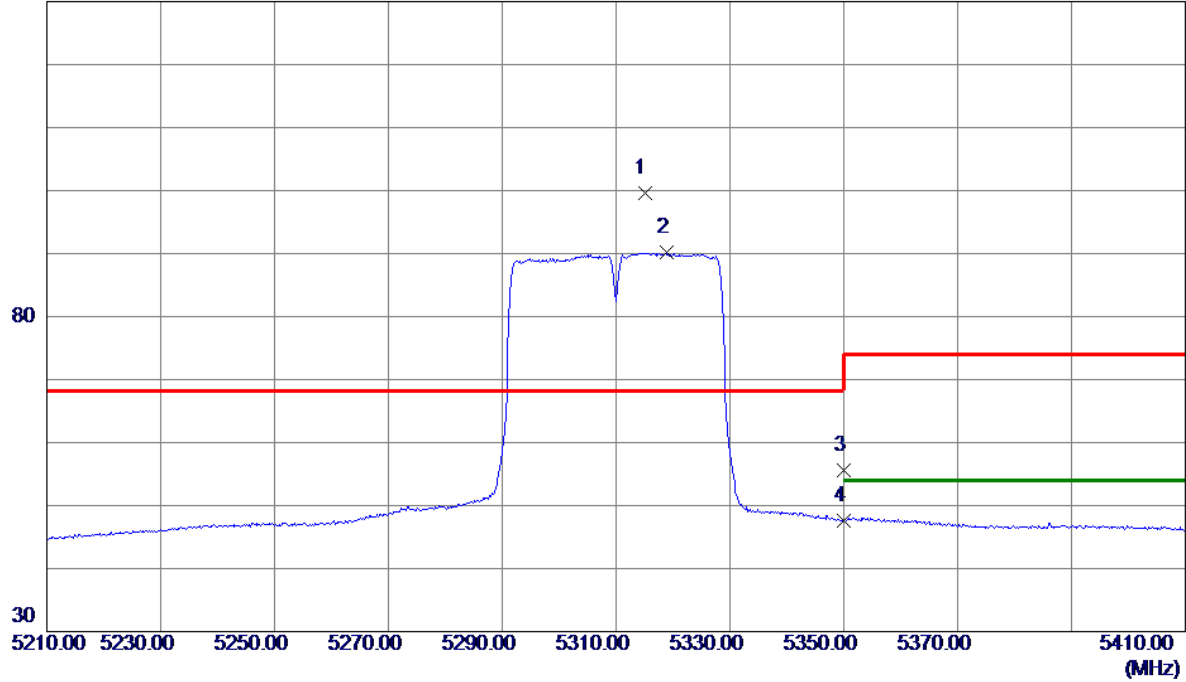


No.	Freq. MHz	Reading Level dBuV/m	Correct Factor dB	Measure ment dBuV/m	Limit dBuV/m	Margin dB	Detector	Comment
-----	--------------	----------------------------	-------------------------	---------------------------	-----------------	--------------	----------	---------

Orthogonal Axis :	X
Test Mode :	UNII-2A/ TX N40 Mode 5310MHz

Vertical

130 dBuV/m

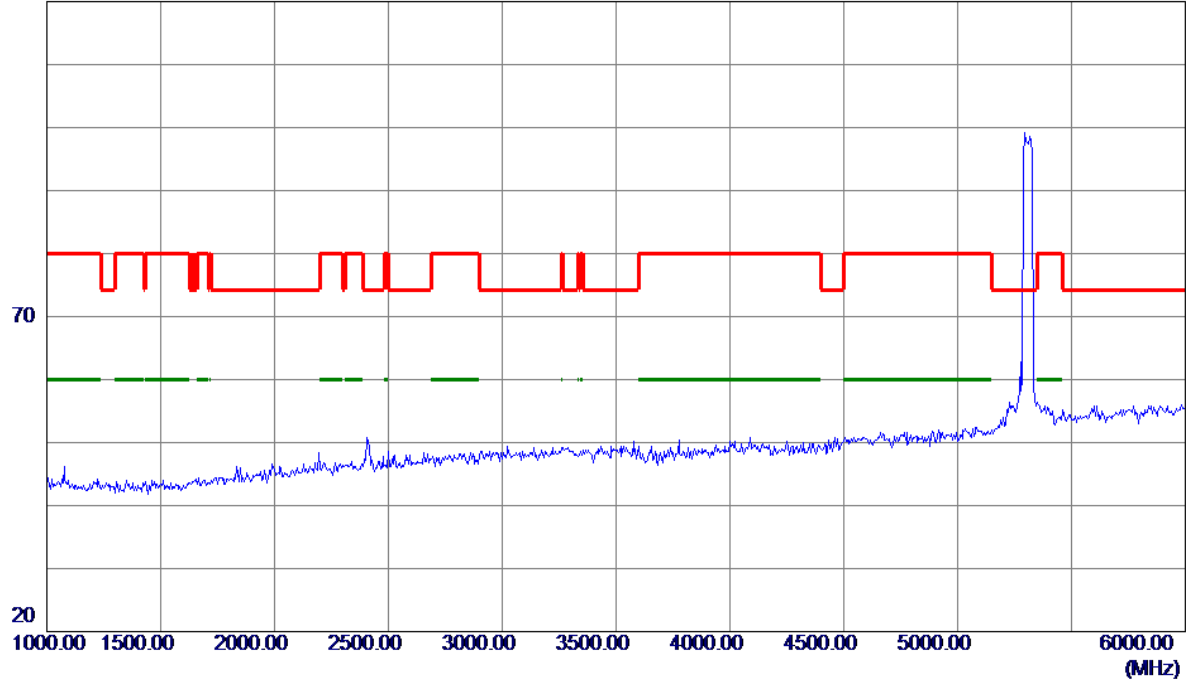


No.	Freq. MHz	Reading Level dBuV/m	Correct Factor dB	Measure ment dBuV/m	Limit dBuV/m	Margin dB	Detector	Comment
1 *	5315.0000	80.38	19.19	99.57	68.30	31.27	Peak	No Limit
2	5318.8000	70.92	19.21	90.13	999.00	-908.87	AVG	No Limit
3	5350.0000	36.14	19.40	55.54	74.00	-18.46	Peak	
4	5350.0000	28.20	19.40	47.60	999.00	-951.40	AVG	

Orthogonal Axis :	X
Test Mode :	UNII-2A/ TX N40 Mode 5310MHz

Vertical

120 dBuV/m

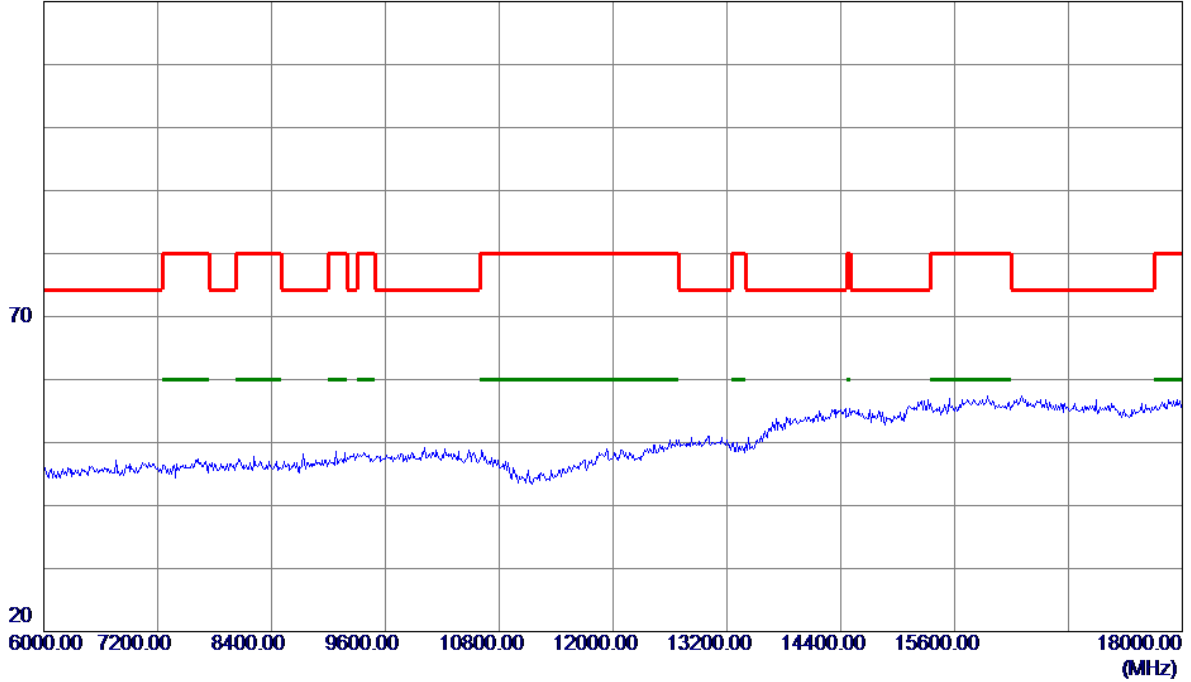


No.	Freq. MHz	Reading Level dBuV/m	Correct Factor dB	Measure ment dBuV/m	Limit dBuV/m	Margin dB	Detector	Comment
-----	--------------	----------------------------	-------------------------	---------------------------	-----------------	--------------	----------	---------

Orthogonal Axis :	X
Test Mode :	UNII-2A/ TX N40 Mode 5310MHz

Vertical

120 dBuV/m

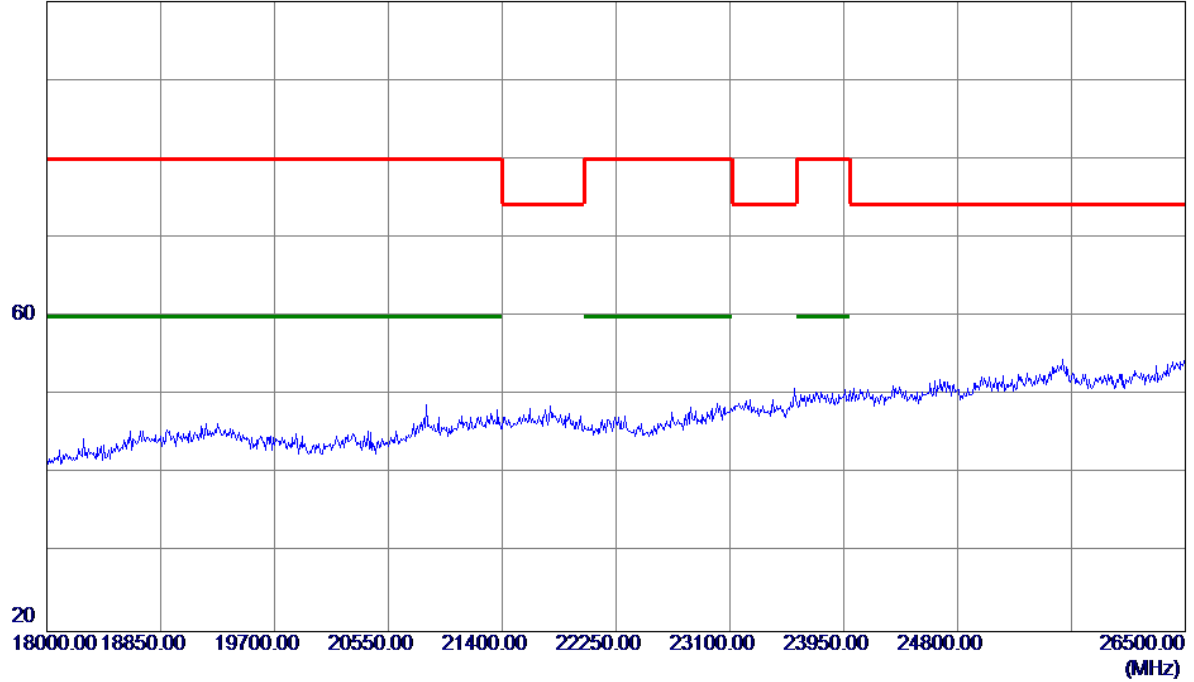


No.	Freq. MHz	Reading Level dBuV/m	Correct Factor dB	Measure ment dBuV/m	Limit dBuV/m	Margin dB	Detector	Comment
-----	--------------	----------------------------	-------------------------	---------------------------	-----------------	--------------	----------	---------

Orthogonal Axis :	X
Test Mode :	UNII-2A/ TX N40 Mode 5310MHz

Vertical

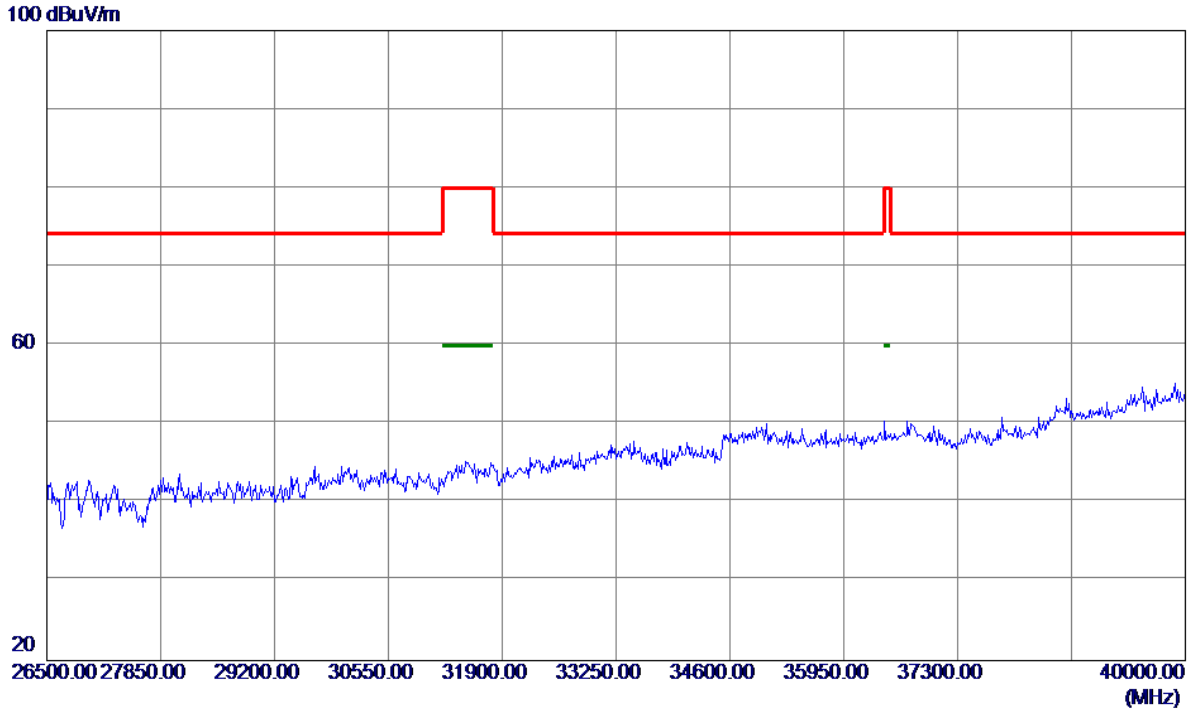
100 dBuV/m



No.	Freq. MHz	Reading Level dBuV/m	Correct Factor dB	Measure ment dBuV/m	Limit dBuV/m	Margin dB	Detector	Comment
-----	--------------	----------------------------	-------------------------	---------------------------	-----------------	--------------	----------	---------

Orthogonal Axis :	X
Test Mode :	UNII-2A/ TX N40 Mode 5310MHz

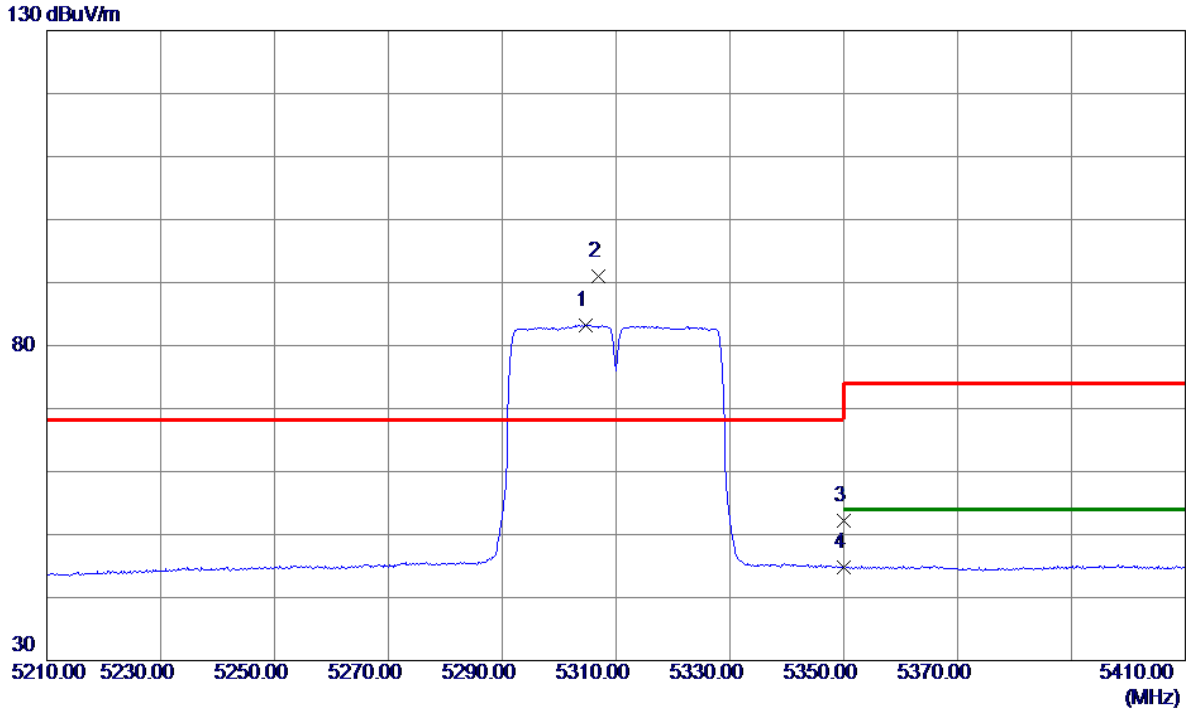
Vertical



No.	Freq. MHz	Reading Level dBuV/m	Correct Factor dB	Measure ment dBuV/m	Limit dBuV/m	Margin dB	Detector	Comment
-----	--------------	----------------------------	-------------------------	---------------------------	-----------------	--------------	----------	---------

Orthogonal Axis :	X
Test Mode :	UNII-2A/ TX N40 Mode 5310MHz

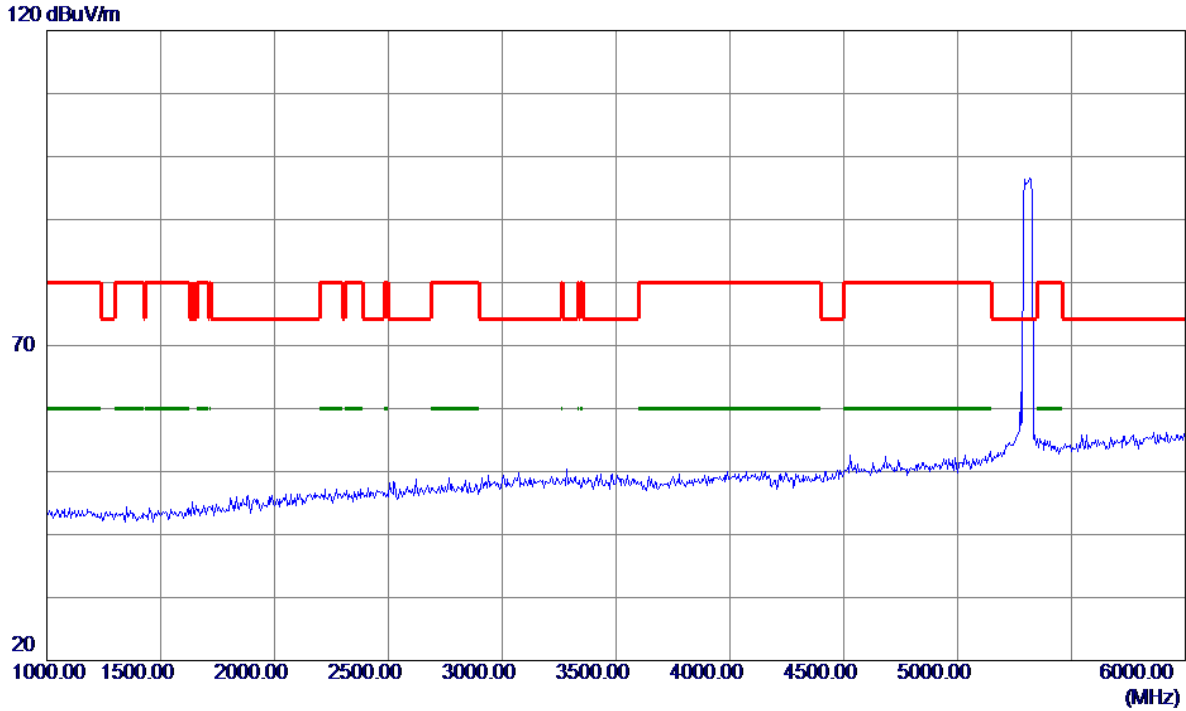
Horizontal



No.	Freq. MHz	Reading Level dBuV/m	Correct Factor dB	Measure ment dBuV/m	Limit dBuV/m	Margin dB	Detector	Comment
1	5304.6000	64.10	19.13	83.23	999.00	-915.77	AVG	No Limit
2 *	5306.8000	71.78	19.14	90.92	68.30	22.62	Peak	No Limit
3	5350.0000	32.84	19.40	52.24	74.00	-21.76	Peak	
4	5350.0000	25.41	19.40	44.81	999.00	-954.19	AVG	

Orthogonal Axis :	X
Test Mode :	UNII-2A/ TX N40 Mode 5310MHz

Horizontal

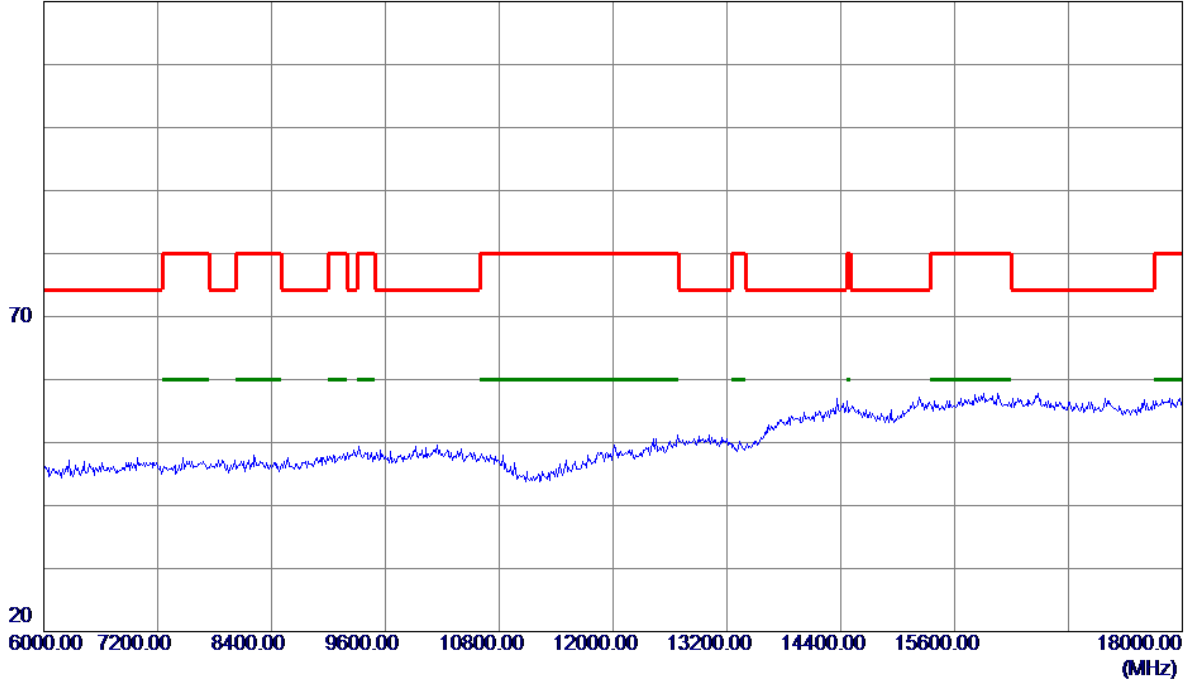


No.	Freq. MHz	Reading Level dBuV/m	Correct Factor dB	Measure ment dBuV/m	Limit dBuV/m	Margin dB	Detector	Comment
-----	--------------	----------------------------	-------------------------	---------------------------	-----------------	--------------	----------	---------

Orthogonal Axis :	X
Test Mode :	UNII-2A/ TX N40 Mode 5310MHz

Horizontal

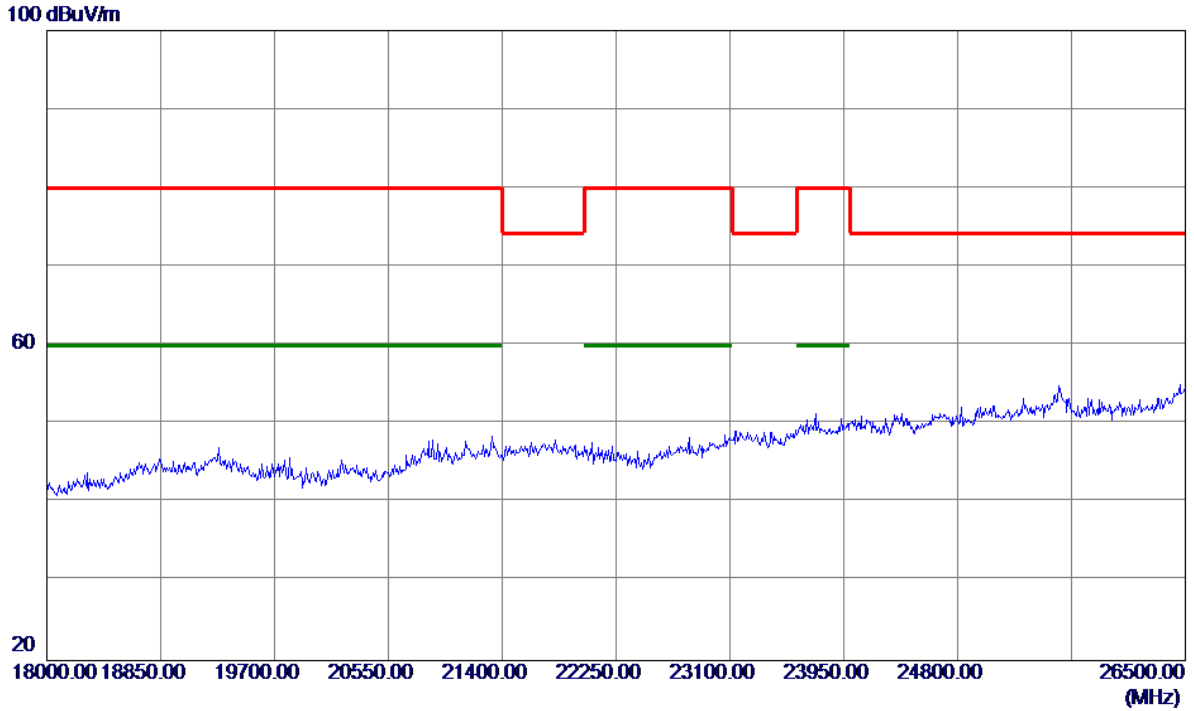
120 dBuV/m



No.	Freq. MHz	Reading Level dBuV/m	Correct Factor dB	Measure ment dBuV/m	Limit dBuV/m	Margin dB	Detector	Comment
-----	--------------	----------------------------	-------------------------	---------------------------	-----------------	--------------	----------	---------

Orthogonal Axis :	X
Test Mode :	UNII-2A/ TX N40 Mode 5310MHz

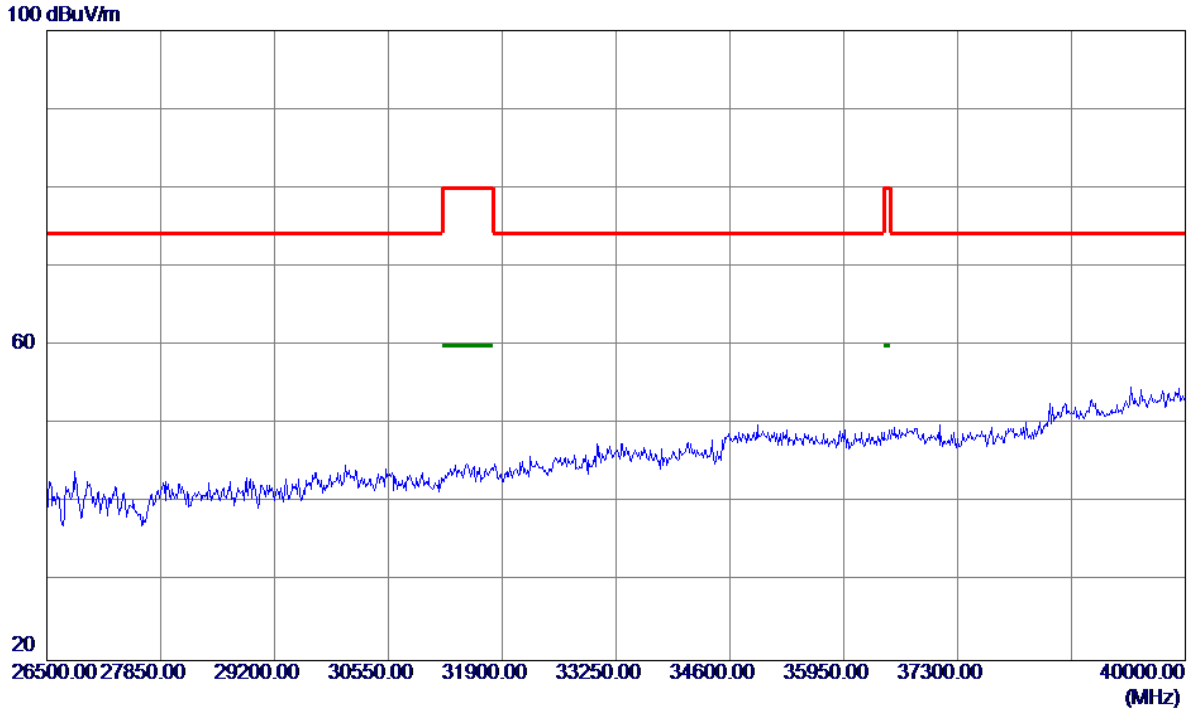
Horizontal



No.	Freq. MHz	Reading Level dBuV/m	Correct Factor dB	Measure ment dBuV/m	Limit dBuV/m	Margin dB	Detector	Comment
-----	--------------	----------------------------	-------------------------	---------------------------	-----------------	--------------	----------	---------

Orthogonal Axis :	X
Test Mode :	UNII-2A/ TX N40 Mode 5310MHz

Horizontal

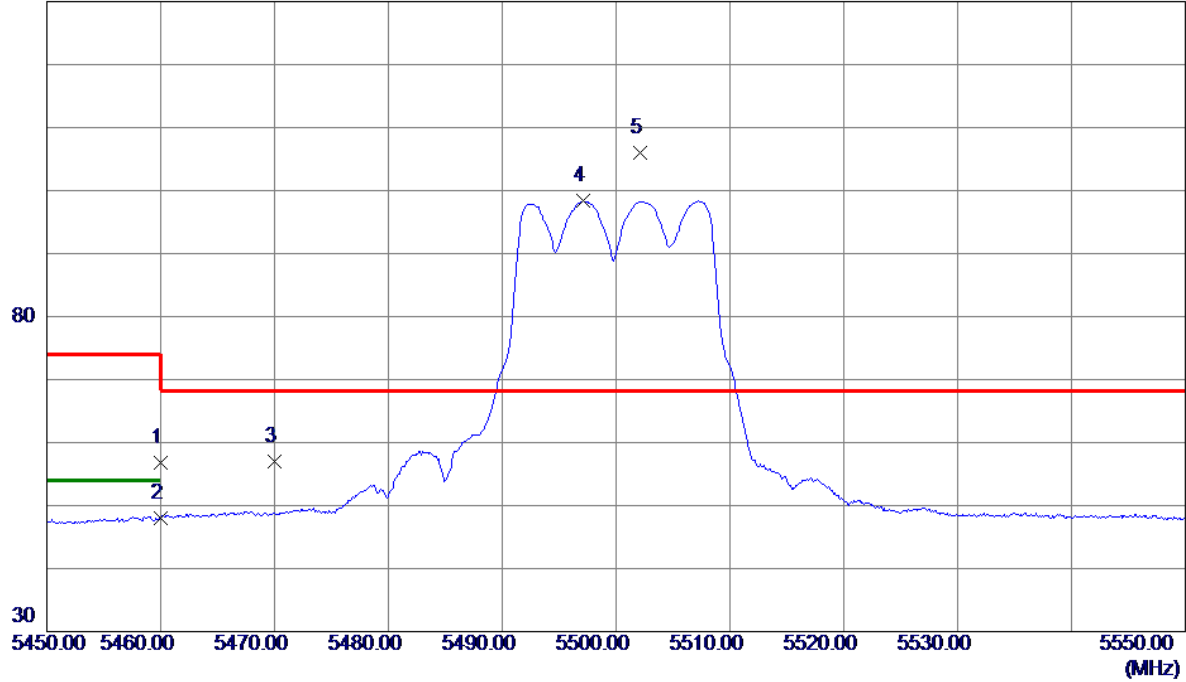


No.	Freq. MHz	Reading Level dBuV/m	Correct Factor dB	Measure ment dBuV/m	Limit dBuV/m	Margin dB	Detector	Comment
-----	--------------	----------------------------	-------------------------	---------------------------	-----------------	--------------	----------	---------

Orthogonal Axis :	X
Test Mode :	UNII-2C/ TX A Mode 5500MHz

Vertical

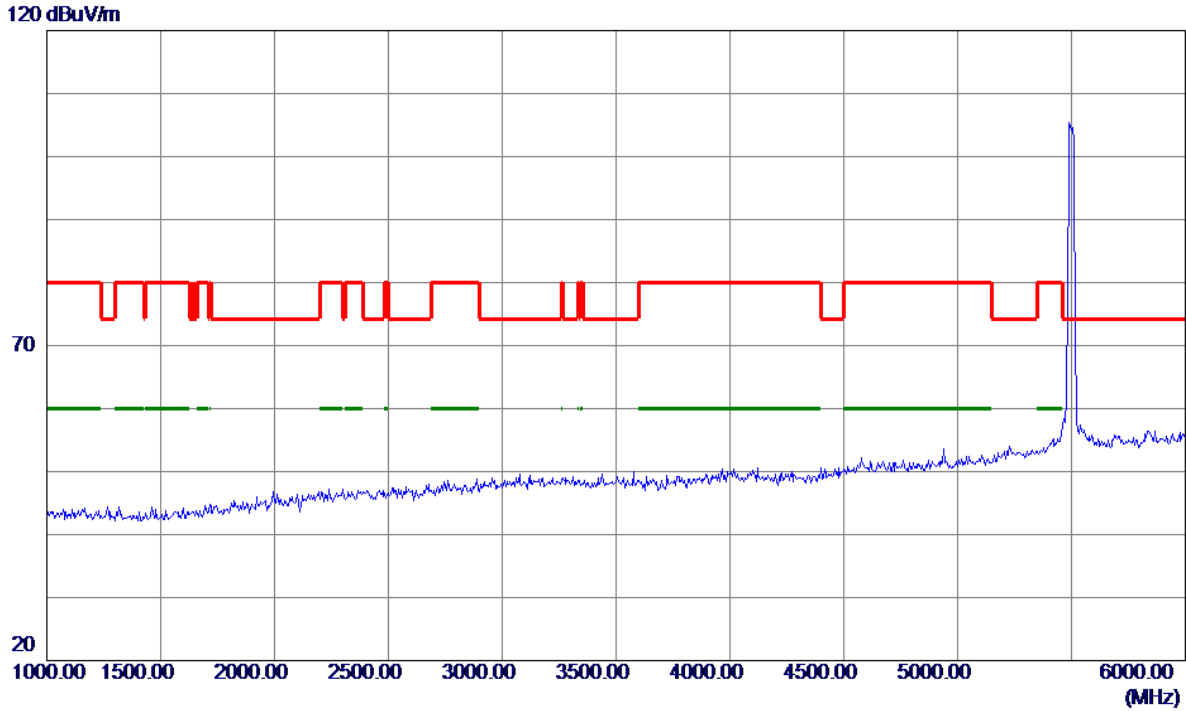
130 dBuV/m



No.	Freq. MHz	Reading Level dBuV/m	Correct Factor dB	Measure ment dBuV/m	Limit dBuV/m	Margin dB	Detector	Comment
1	5460.0000	36.82	20.06	56.88	74.00	-17.12	Peak	
2	5460.0000	28.03	20.06	48.09	54.00	-5.91	AVG	
3	5470.0000	36.81	20.12	56.93	68.30	-11.37	Peak	
4	5497.1000	78.06	20.29	98.35	999.00	-900.65	AVG	No Limit
5 *	5502.1000	85.70	20.31	106.01	68.30	37.71	Peak	No Limit

Orthogonal Axis :	X
Test Mode :	UNII-2C/ TX A Mode 5500MHz

Vertical

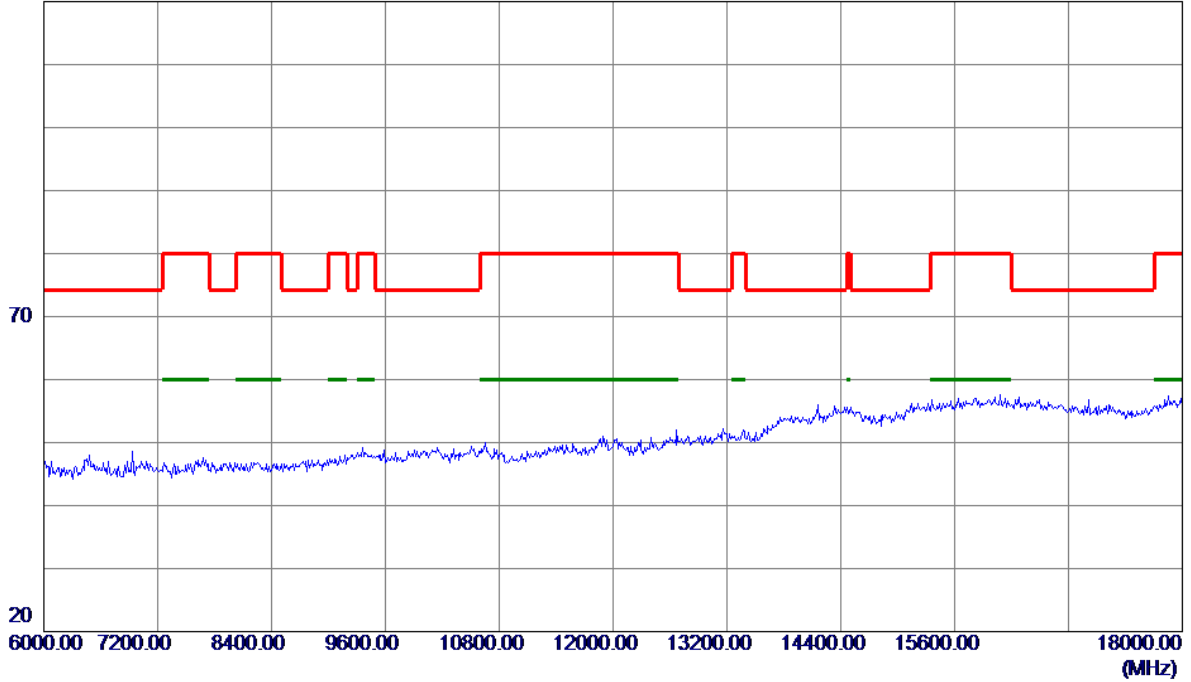


No.	Freq. MHz	Reading Level dBuV/m	Correct Factor dB	Measure ment dBuV/m	Limit dBuV/m	Margin dB	Detector	Comment
-----	--------------	----------------------------	-------------------------	---------------------------	-----------------	--------------	----------	---------

Orthogonal Axis :	X
Test Mode :	UNII-2C/ TX A Mode 5500MHz

Vertical

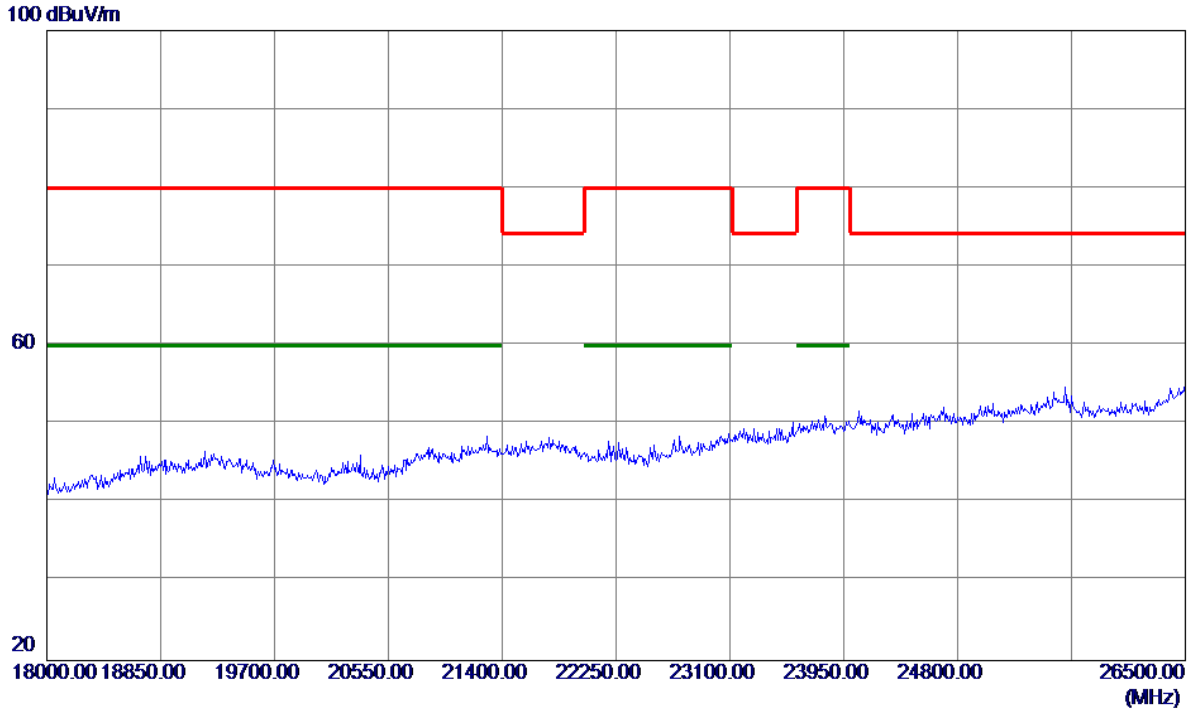
120 dBuV/m



No.	Freq. MHz	Reading Level dBuV/m	Correct Factor dB	Measure ment dBuV/m	Limit dBuV/m	Margin dB	Detector	Comment
-----	--------------	----------------------------	-------------------------	---------------------------	-----------------	--------------	----------	---------

Orthogonal Axis :	X
Test Mode :	UNII-2C/ TX A Mode 5500MHz

Vertical

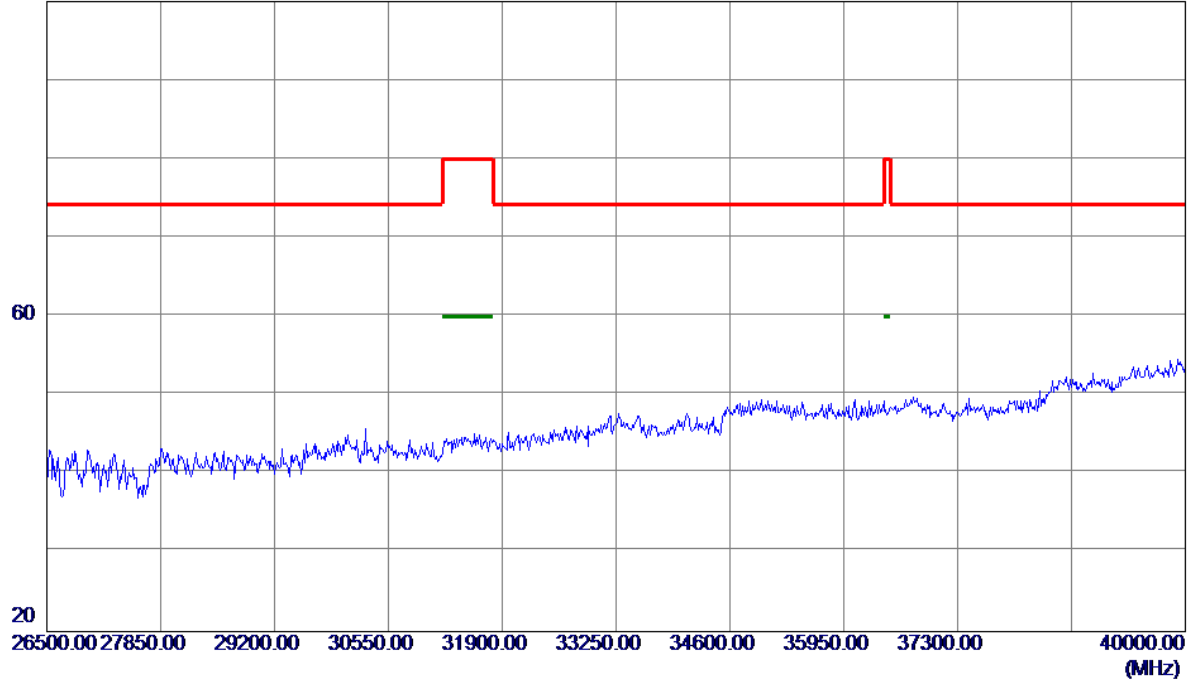


No.	Freq. MHz	Reading Level dBuV/m	Correct Factor dB	Measure ment dBuV/m	Limit dBuV/m	Margin dB	Detector	Comment
-----	--------------	----------------------------	-------------------------	---------------------------	-----------------	--------------	----------	---------

Orthogonal Axis :	X
Test Mode :	UNII-2C/ TX A Mode 5500MHz

Vertical

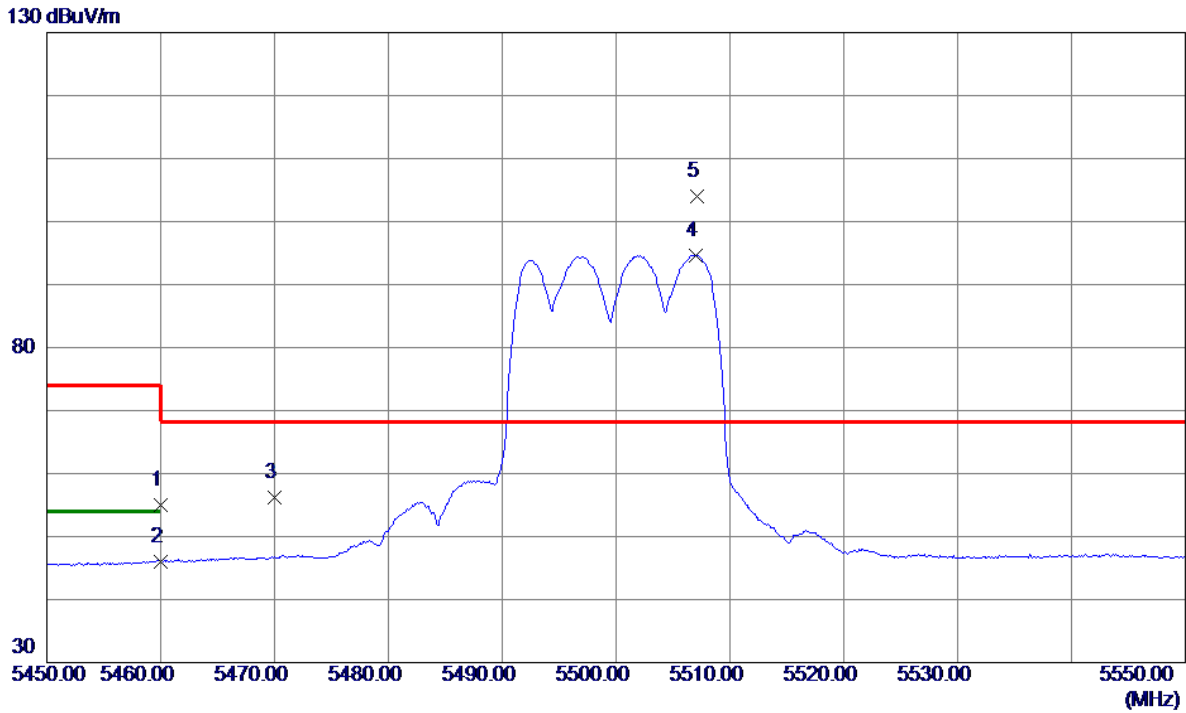
100 dBuV/m



No.	Freq. MHz	Reading Level dBuV/m	Correct Factor dB	Measure ment dBuV/m	Limit dBuV/m	Margin dB	Detector	Comment
-----	--------------	----------------------------	-------------------------	---------------------------	-----------------	--------------	----------	---------

Orthogonal Axis :	X
Test Mode :	UNII-2C/ TX A Mode 5500MHz

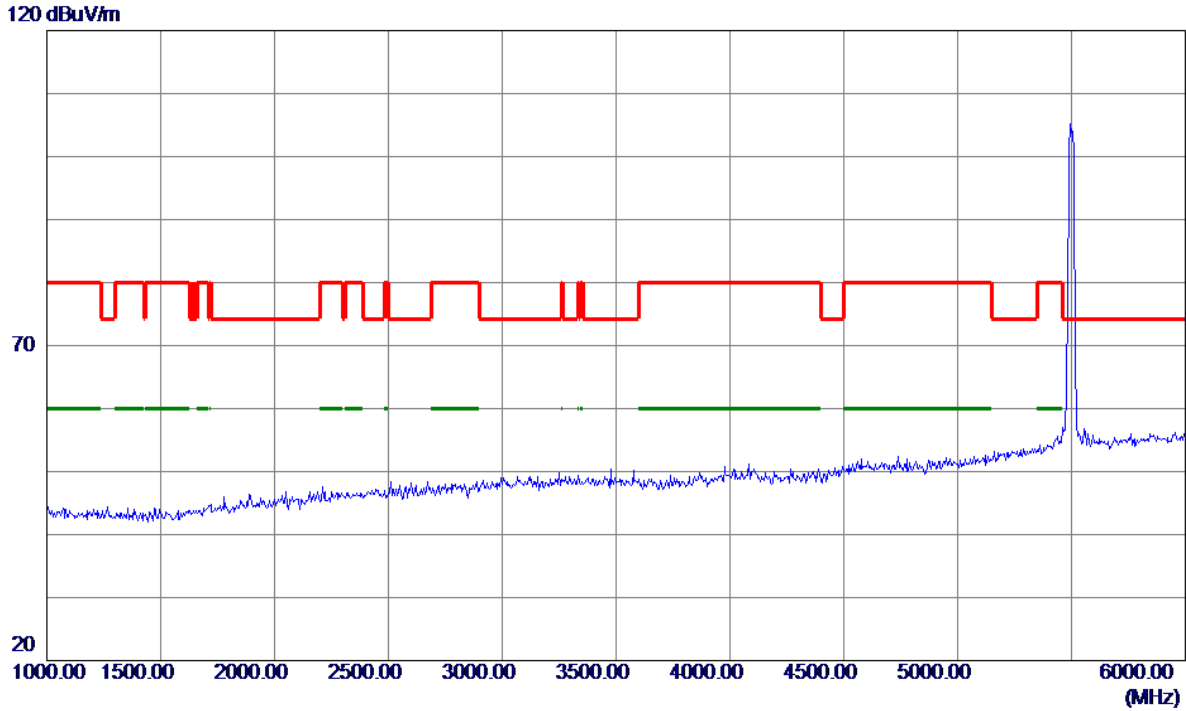
Horizontal



No.	Freq. MHz	Reading Level dBuV/m	Correct Factor dB	Measure ment dBuV/m	Limit dBuV/m	Margin dB	Detector	Comment
1	5460.0000	34.97	20.06	55.03	74.00	-18.97	Peak	
2	5460.0000	25.98	20.06	46.04	54.00	-7.96	AVG	
3	5470.0000	36.14	20.12	56.26	68.30	-12.04	Peak	
4	5507.0000	74.34	20.33	94.67	999.00	-904.33	AVG	No Limit
5 *	5507.1000	83.63	20.33	103.96	68.30	35.66	Peak	No Limit

Orthogonal Axis :	X
Test Mode :	UNII-2C/ TX A Mode 5500MHz

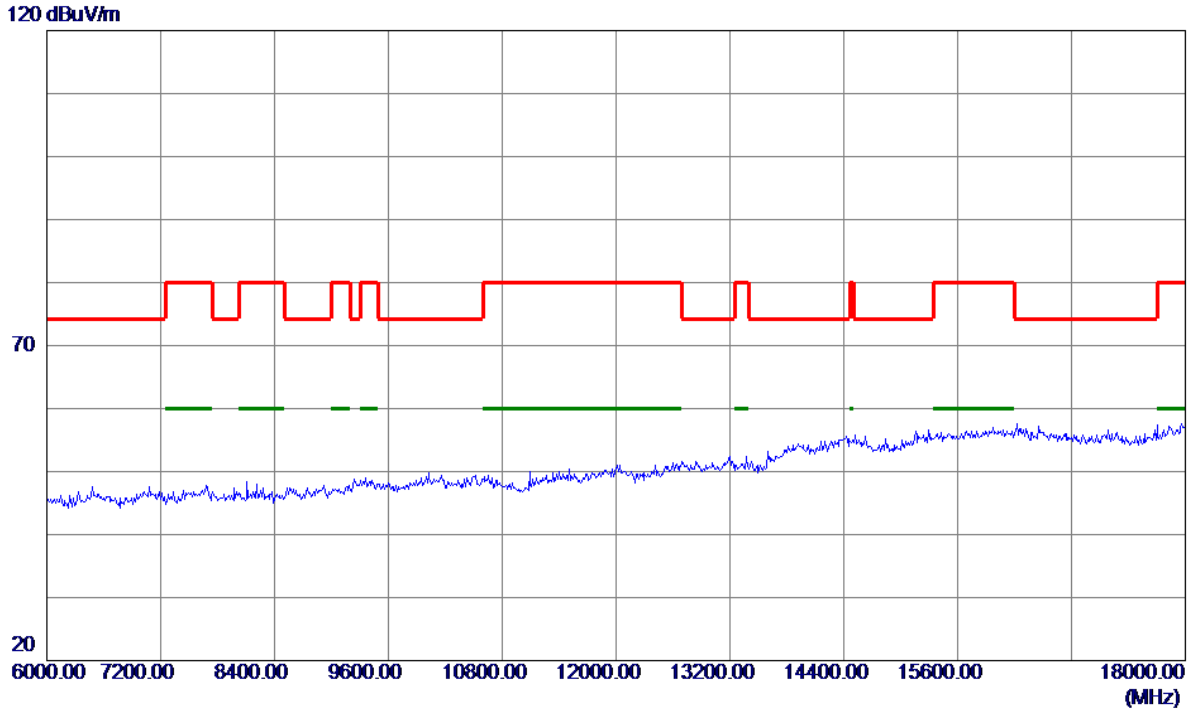
Horizontal



No.	Freq. MHz	Reading Level dBuV/m	Correct Factor dB	Measure ment dBuV/m	Limit dBuV/m	Margin dB	Detector	Comment
-----	--------------	----------------------------	-------------------------	---------------------------	-----------------	--------------	----------	---------

Orthogonal Axis :	X
Test Mode :	UNII-2C/ TX A Mode 5500MHz

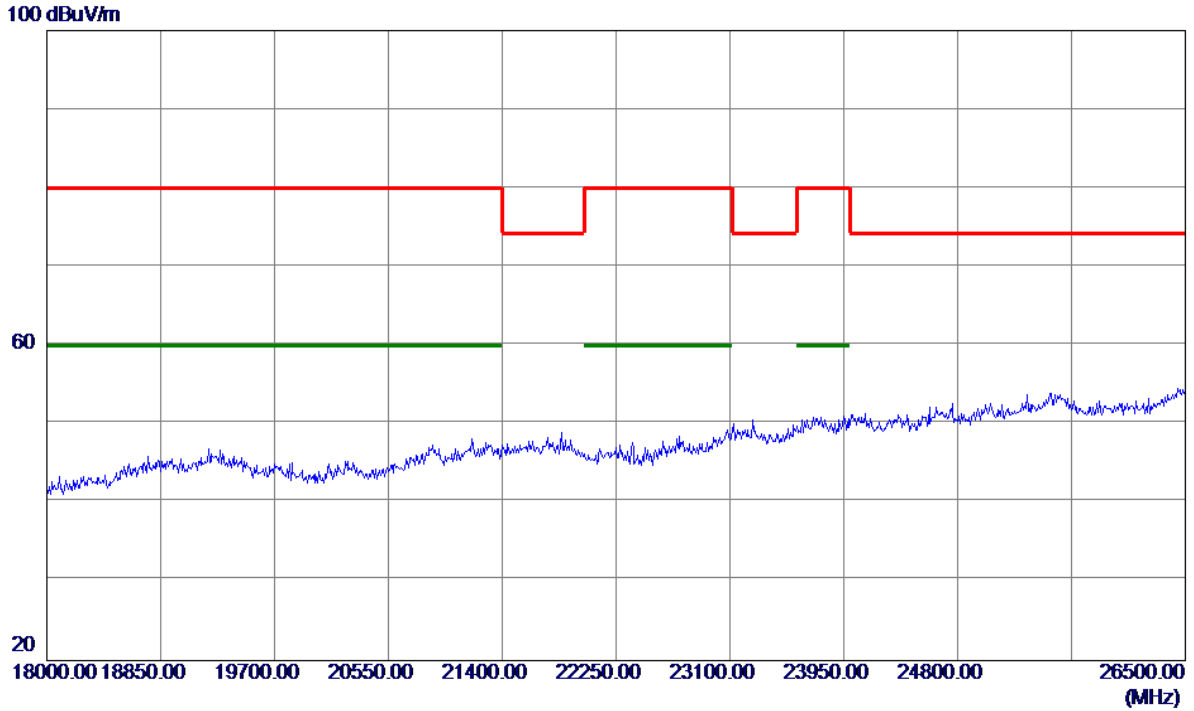
Horizontal



No.	Freq. MHz	Reading Level dBuV/m	Correct Factor dB	Measure ment dBuV/m	Limit dBuV/m	Margin dB	Detector	Comment
-----	--------------	----------------------------	-------------------------	---------------------------	-----------------	--------------	----------	---------

Orthogonal Axis :	X
Test Mode :	UNII-2C/ TX A Mode 5500MHz

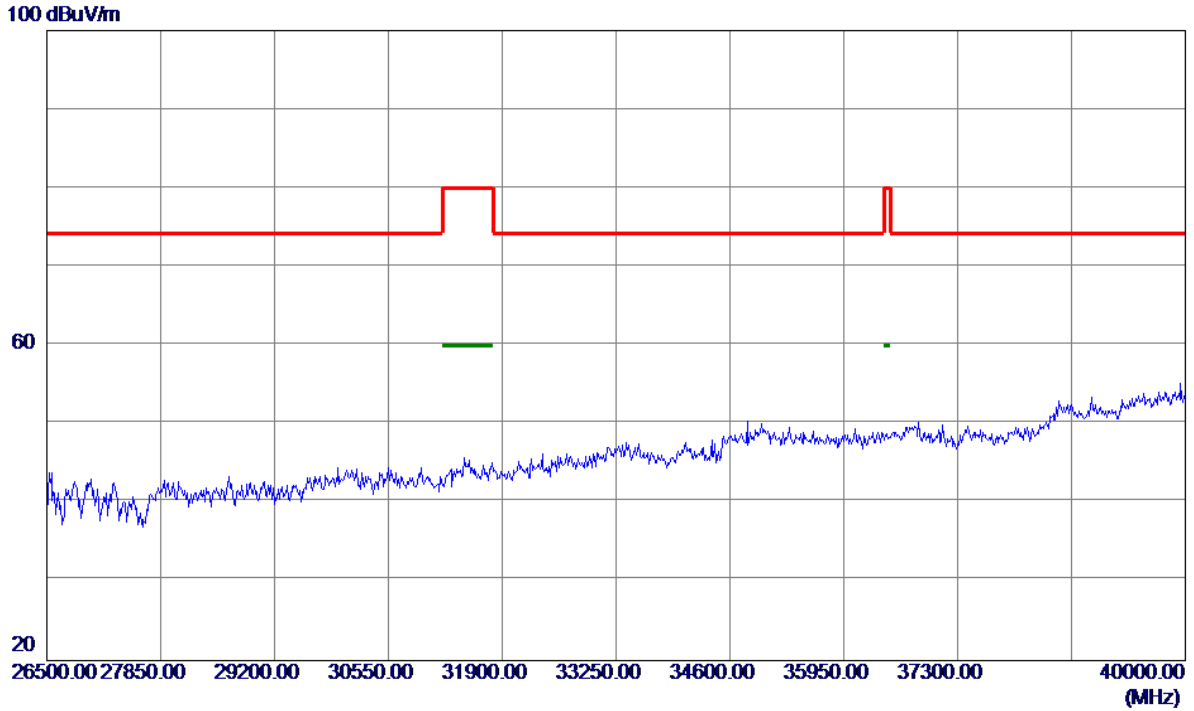
Horizontal



No.	Freq. MHz	Reading Level dBuV/m	Correct Factor dB	Measure ment dBuV/m	Limit dBuV/m	Margin dB	Detector	Comment
-----	--------------	----------------------------	-------------------------	---------------------------	-----------------	--------------	----------	---------

Orthogonal Axis :	X
Test Mode :	UNII-2C/ TX A Mode 5500MHz

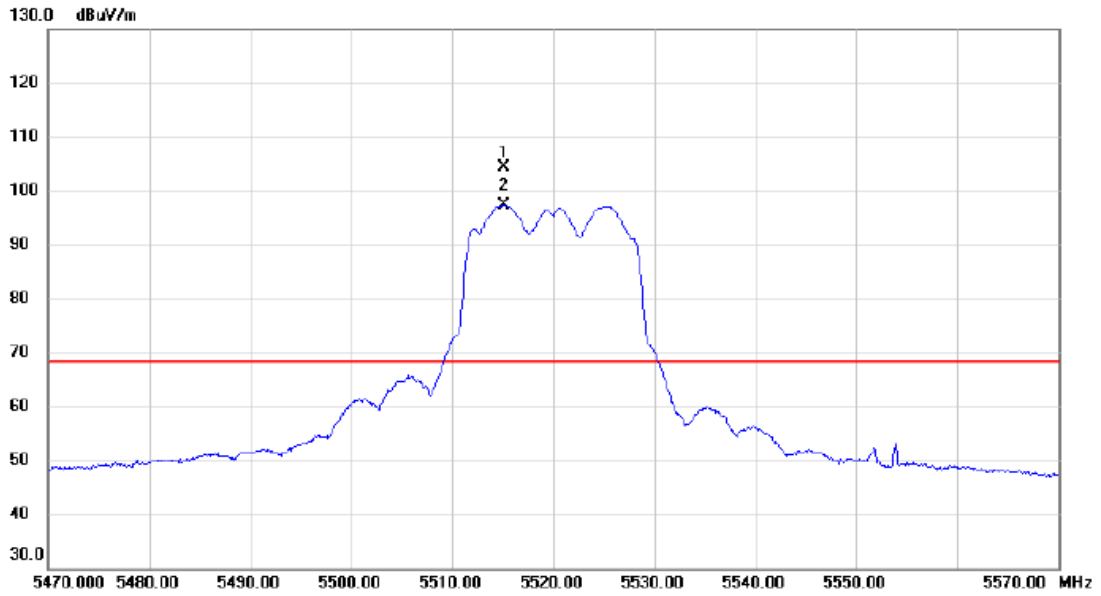
Horizontal



No.	Freq. MHz	Reading Level dBuV/m	Correct Factor dB	Measure ment dBuV/m	Limit dBuV/m	Margin dB	Detector	Comment
-----	--------------	----------------------------	-------------------------	---------------------------	-----------------	--------------	----------	---------

Orthogonal Axis :	X
Test Mode :	UNII-2C/ TX A Mode 5520MHz

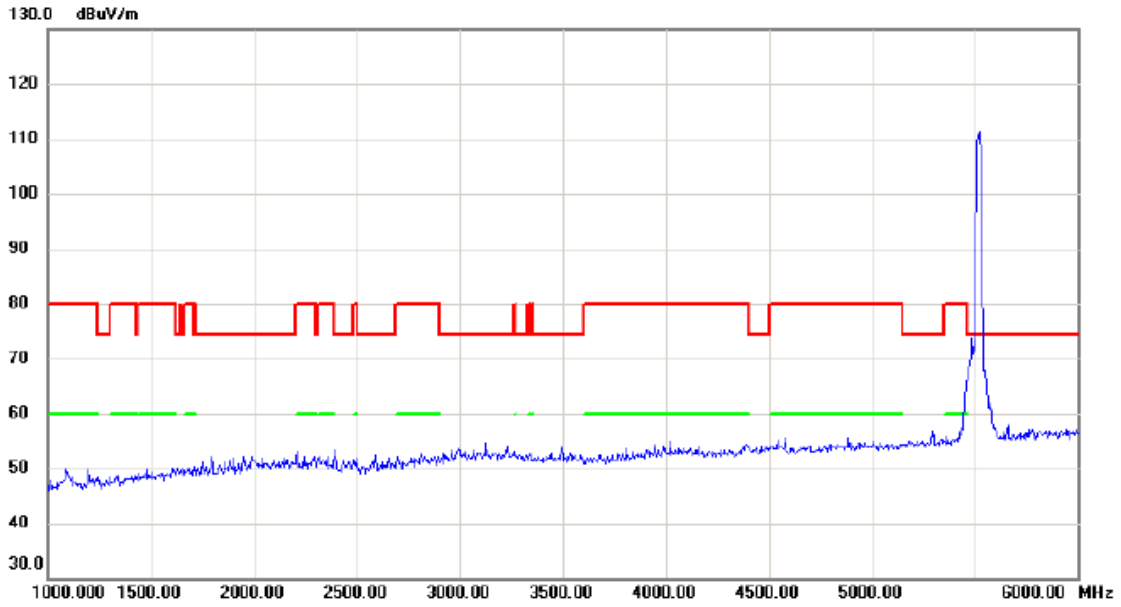
Vertical



No.	Mk.	Freq. MHz	Reading Level dBuV	Correct Factor dB	Measure- ment dBuV/m	Limit dBuV/m	Margin dB	Detector	Comment
1	*	5515.200	86.65	17.69	104.34	68.30	36.04	peak	No Limit
2	X	5515.200	79.64	17.69	97.33	68.30	29.03	AVG	No Limit

Orthogonal Axis :	X
Test Mode :	UNII-2C/ TX A Mode 5520MHz

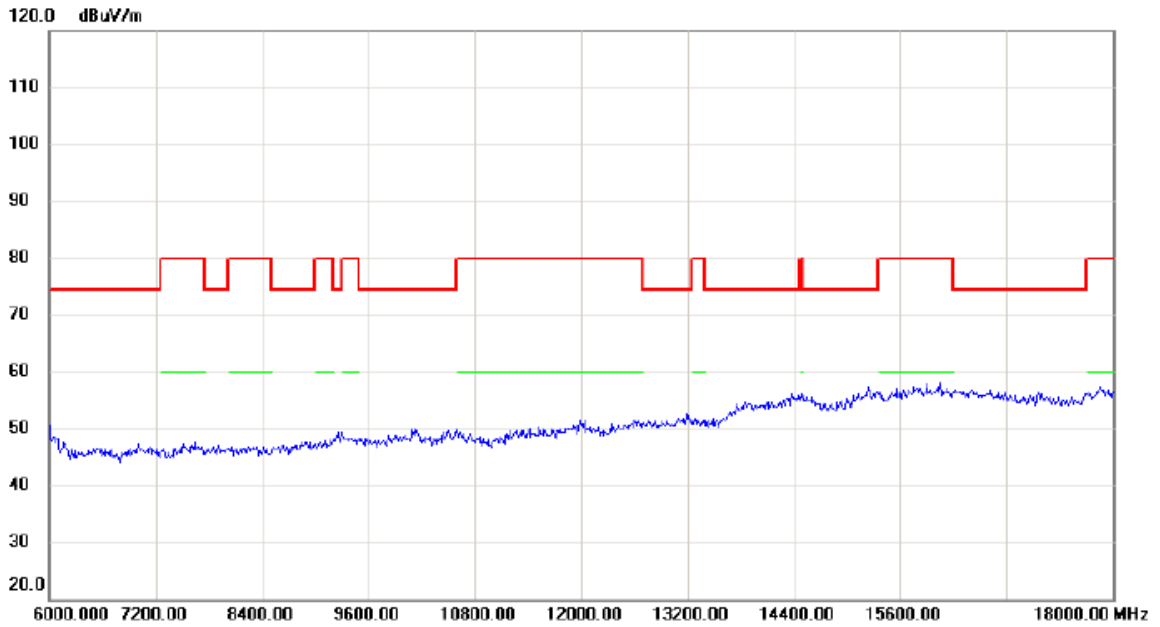
Vertical



No.	Mk.	Freq.	Reading Level	Correct Factor	Measurement	Limit	Margin	Detector	Comment
		MHz	dBuV	dB	dBuV/m	dBuV/m	dB		

Orthogonal Axis :	X
Test Mode :	UNII-2C/ TX A Mode 5520MHz

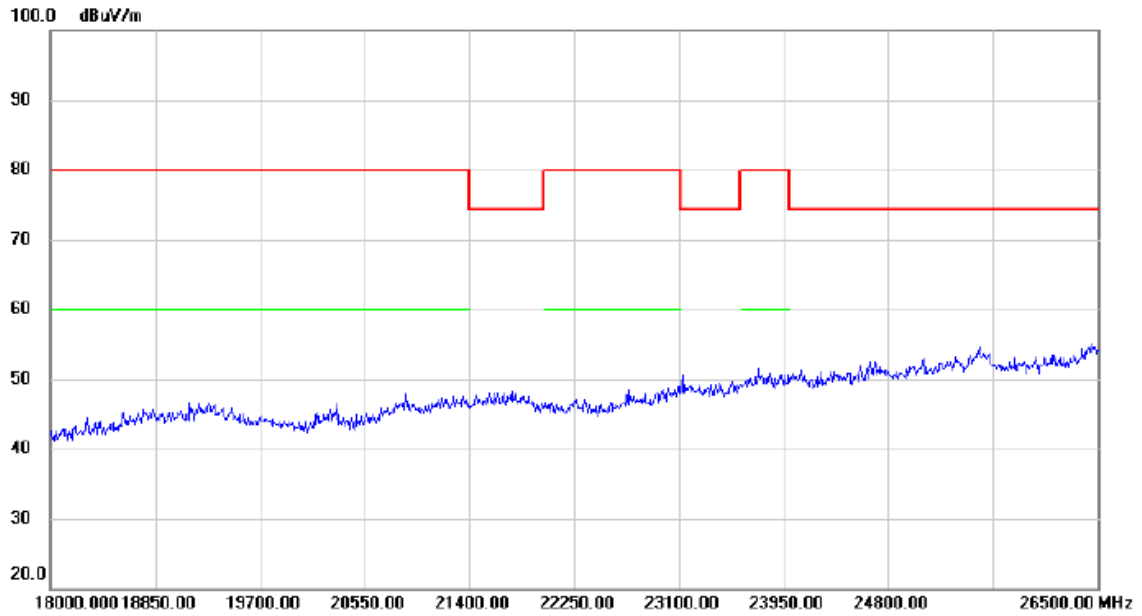
Vertical



No.	Mk.	Freq.	Reading Level	Correct Factor	Measurement	Limit	Margin	Detector	Comment
		MHz	dBuV	dB	dBuV/m	dBuV/m	dB		

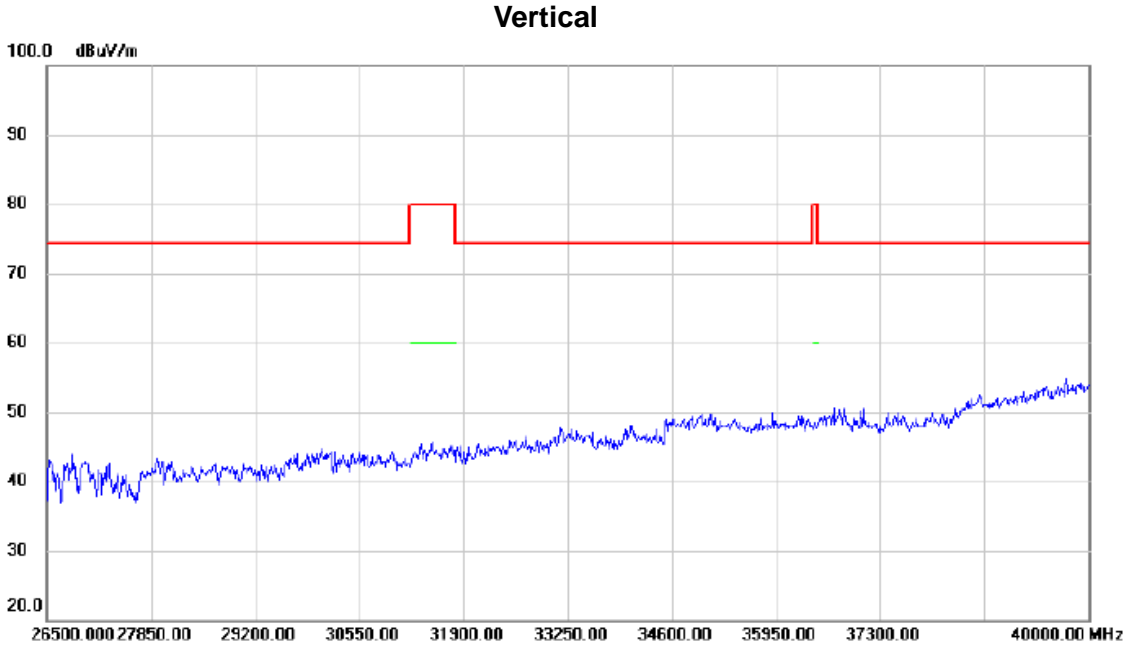
Orthogonal Axis :	X
Test Mode :	UNII-2C/ TX A Mode 5520MHz

Vertical



No. Mk.	Freq. MHz	Reading Level dBuV	Correct Factor dB	Measure- ment dBuV/m	Limit dBuV/m	Margin dB	Detector	Comment
---------	--------------	--------------------------	-------------------------	----------------------------	-----------------	--------------	----------	---------

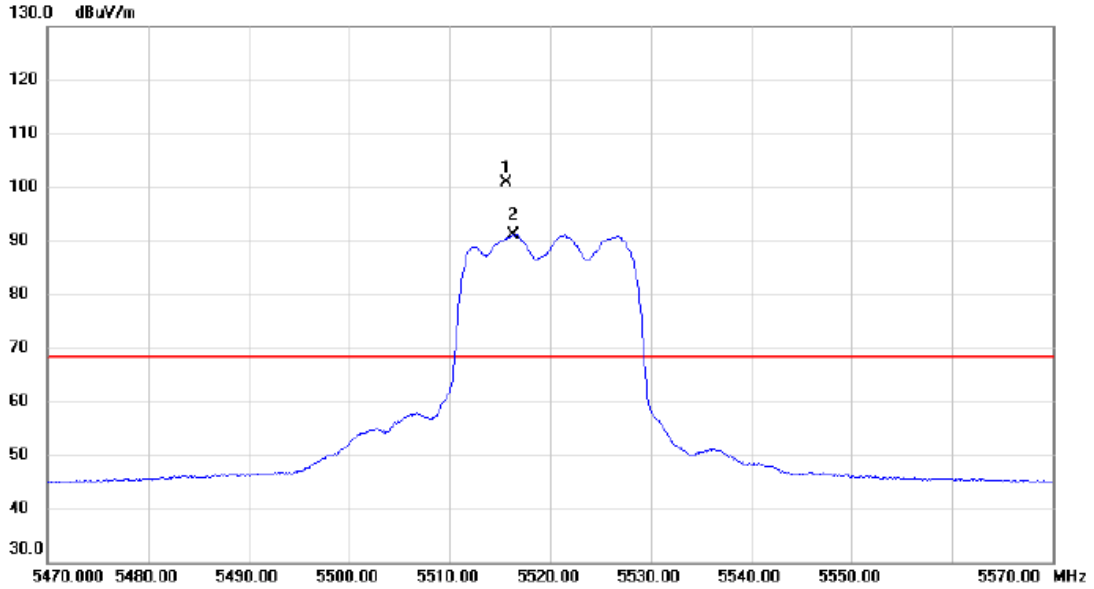
Orthogonal Axis :	X
Test Mode :	UNII-2C/ TX A Mode 5520MHz



No.	Mk.	Freq.	Reading Level	Correct Factor	Measurement	Limit	Margin	Detector	Comment
		MHz	dBuV	dB	dBuV/m	dBuV/m	dB		

Orthogonal Axis :	X
Test Mode :	UNII-2C/ TX A Mode 5520MHz

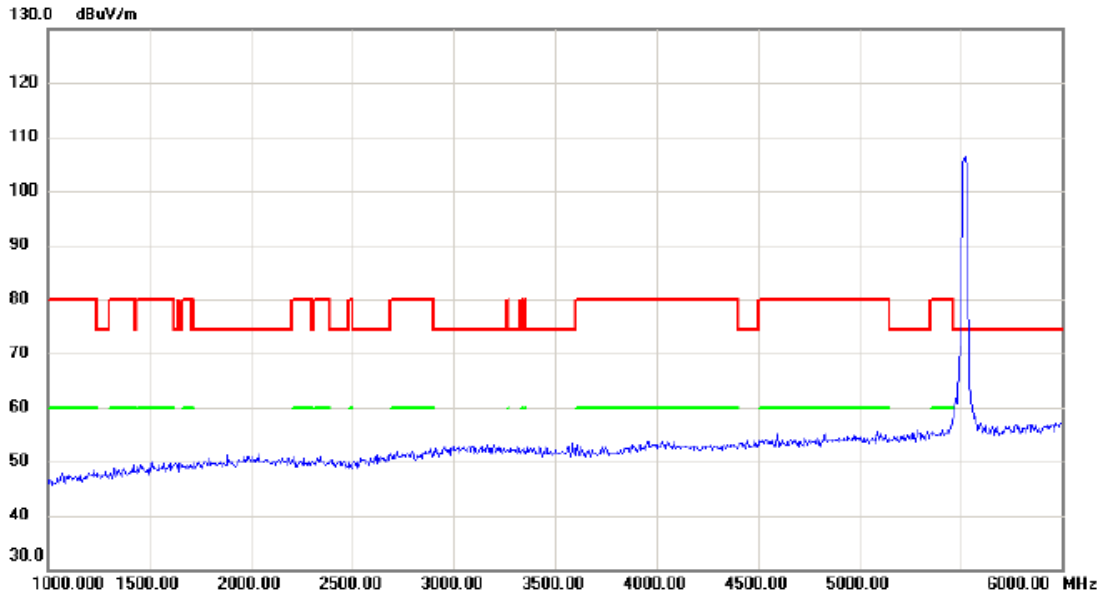
Horizontal



No.	Mk.	Freq.	Reading Level	Correct Factor	Measurement	Limit	Margin	Detector	Comment
		MHz	dBuV	dB	dBuV/m	dBuV/m	dB		
1	*	5515.700	83.20	17.69	100.89	68.30	32.59	peak	No Limit
2	X	5516.300	73.47	17.70	91.17	68.30	22.87	AVG	No Limit

Orthogonal Axis :	X
Test Mode :	UNII-2C/ TX A Mode 5520MHz

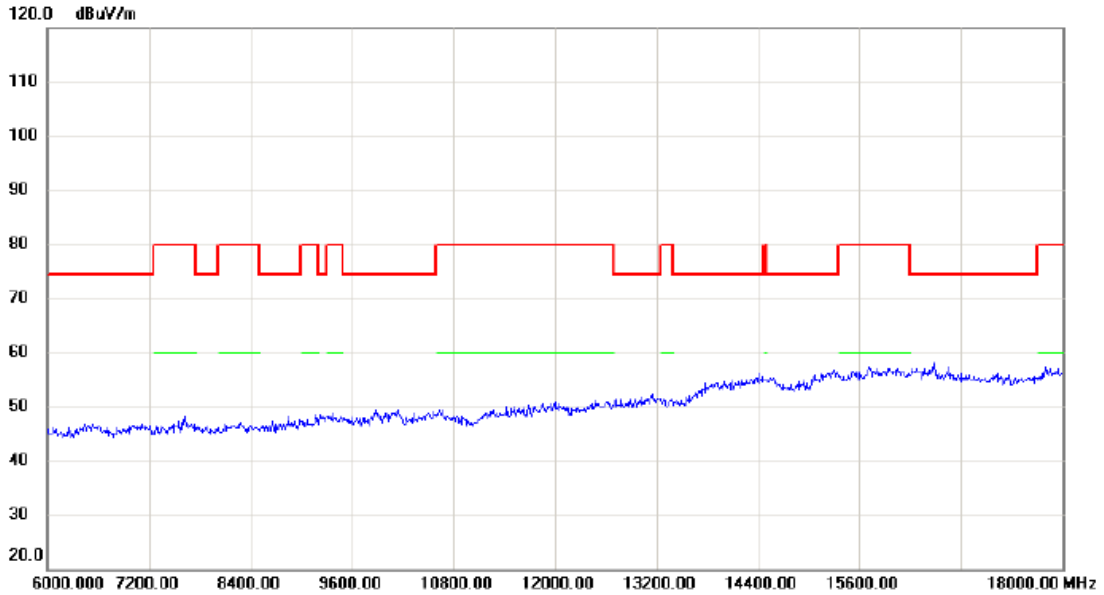
Horizontal



No.	Mk.	Freq.	Reading Level	Correct Factor	Measurement	Limit	Margin	Detector	Comment
		MHz	dBuV	dB	dBuV/m	dBuV/m	dB		

Orthogonal Axis :	X
Test Mode :	UNII-2C/ TX A Mode 5520MHz

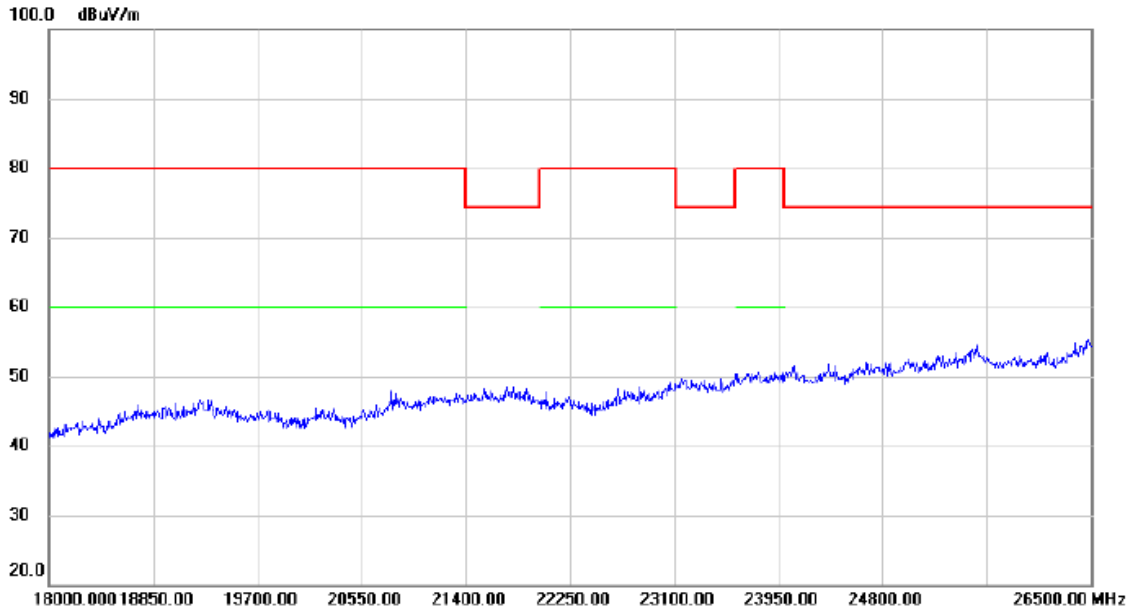
Horizontal



No.	Mk.	Freq.	Reading Level	Correct Factor	Measurement	Limit	Margin	Detector	Comment
		MHz	dBuV	dB	dBuV/m	dBuV/m	dB		

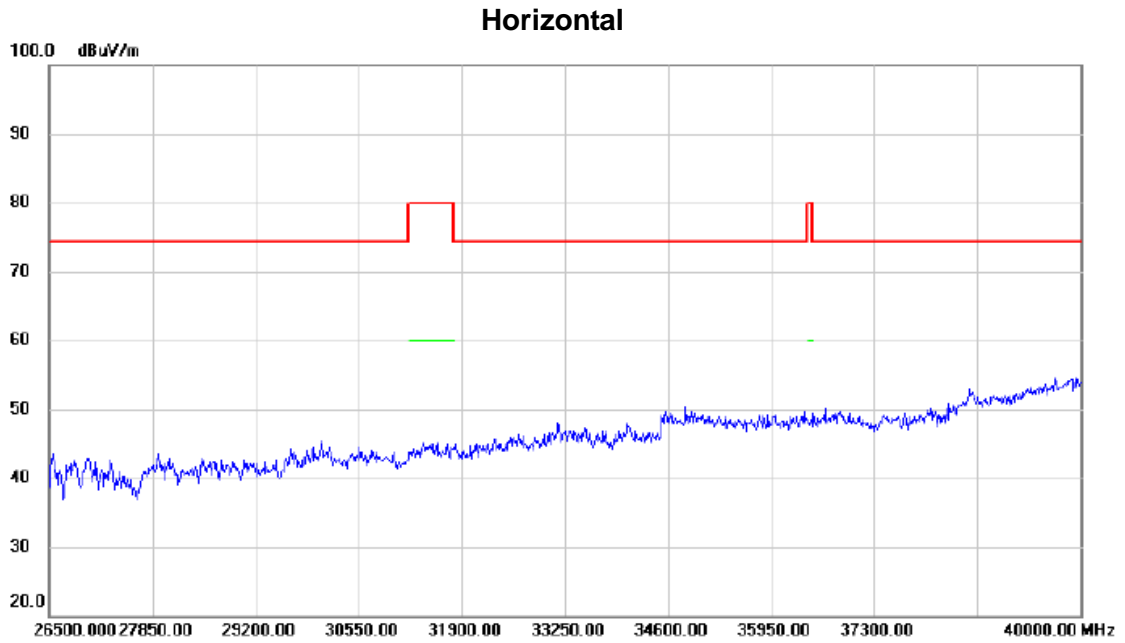
Orthogonal Axis :	X
Test Mode :	UNII-2C/ TX A Mode 5520MHz

Horizontal



No.	Mk.	Freq.	Reading Level	Correct Factor	Measurement	Limit	Margin	Detector	Comment
		MHz	dBuV	dB	dBuV/m	dBuV/m	dB		

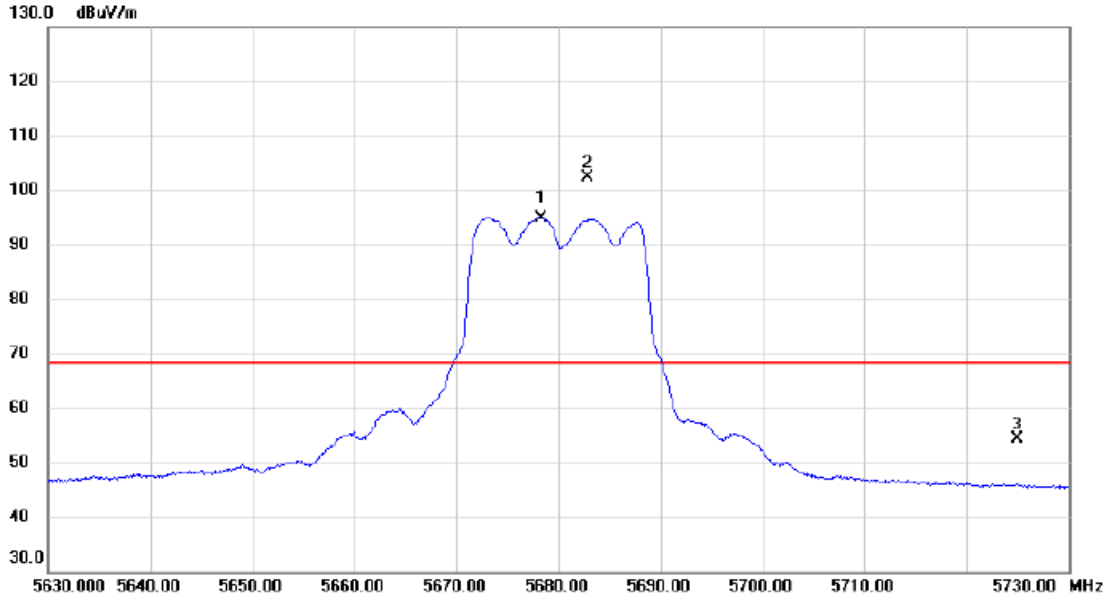
Orthogonal Axis :	X
Test Mode :	UNII-2C/ TX A Mode 5520MHz



No.	Mk.	Freq.	Reading Level	Correct Factor	Measurement	Limit	Margin	Detector	Comment
		MHz	dBuV	dB	dBuV/m	dBuV/m	dB		

Orthogonal Axis :	X
Test Mode :	UNII-2C/ TX A Mode 5680MHz

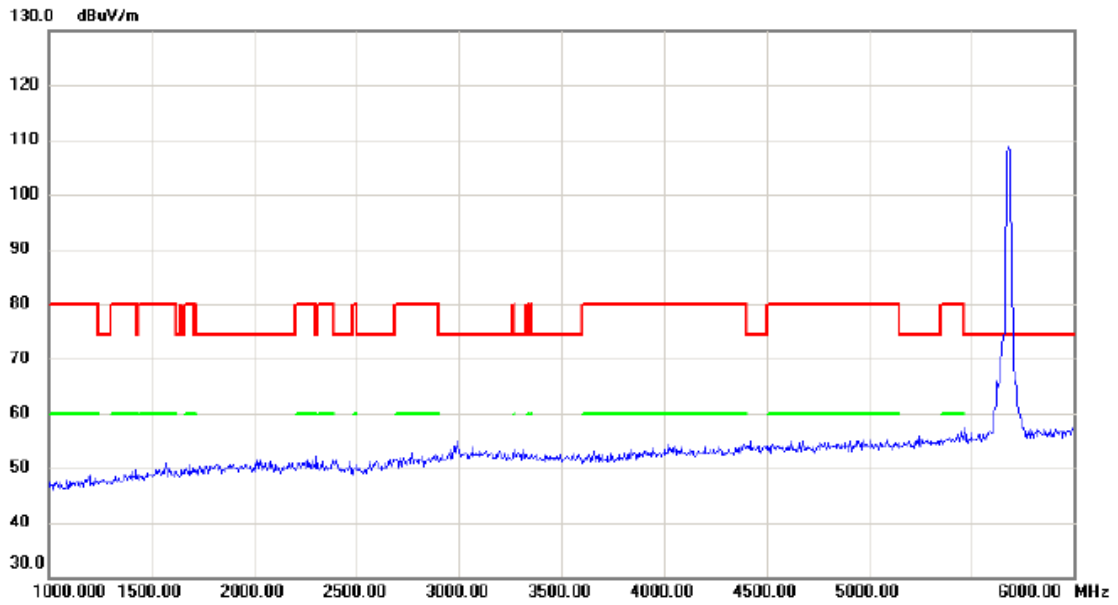
Vertical



No.	Mk.	Freq.	Reading Level	Correct Factor	Measurement	Limit	Margin	Detector	Comment
		MHz	dBuV	dB	dBuV/m	dBuV/m	dB		
1	X	5678.300	76.66	18.27	94.93	68.30	26.63	AVG	No Limit
2	*	5682.800	83.97	18.29	102.26	68.30	33.96	peak	No Limit
3		5725.000	35.93	18.43	54.36	68.30	-13.94	peak	

Orthogonal Axis :	X
Test Mode :	UNII-2C/ TX A Mode 5680MHz

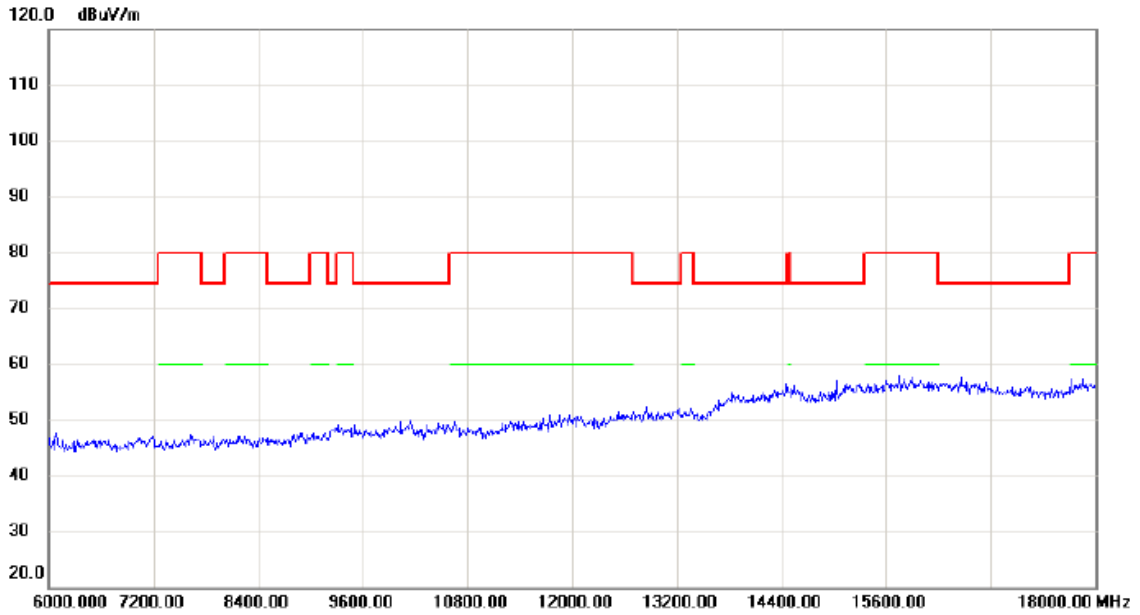
Vertical



No.	Mk.	Freq.	Reading Level	Correct Factor	Measurement	Limit	Margin	Detector	Comment
		MHz	dBuV	dB	dBuV/m	dBuV/m	dB		

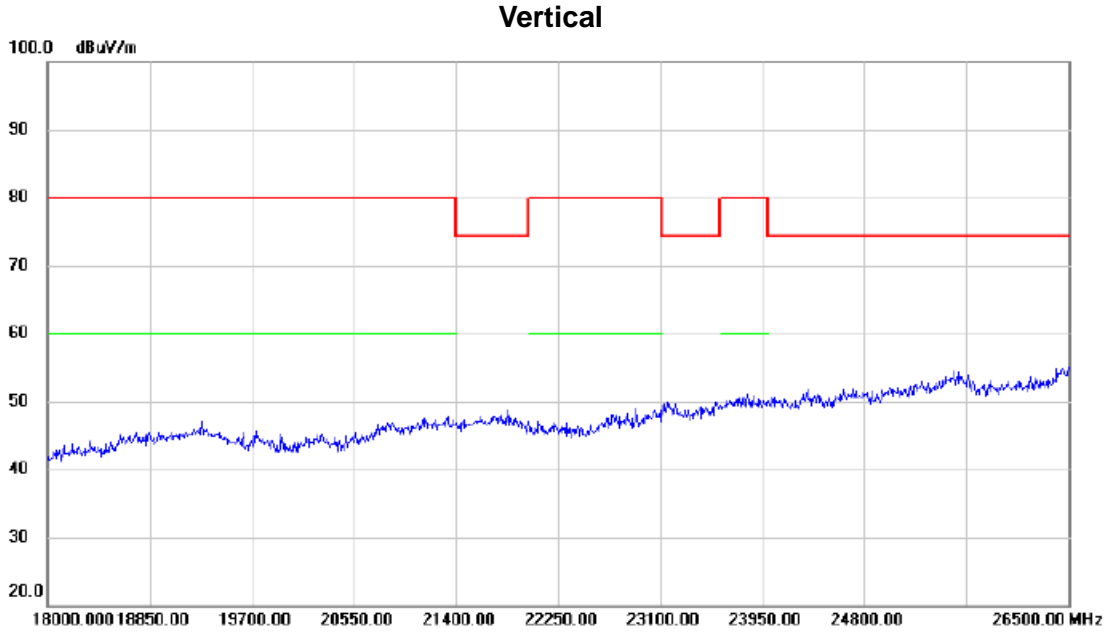
Orthogonal Axis :	X
Test Mode :	UNII-2C/ TX A Mode 5680MHz

Vertical



No.	Mk.	Freq.	Reading Level	Correct Factor	Measurement	Limit	Margin	Detector	Comment
		MHz	dBuV	dB	dBuV/m	dBuV/m	dB		

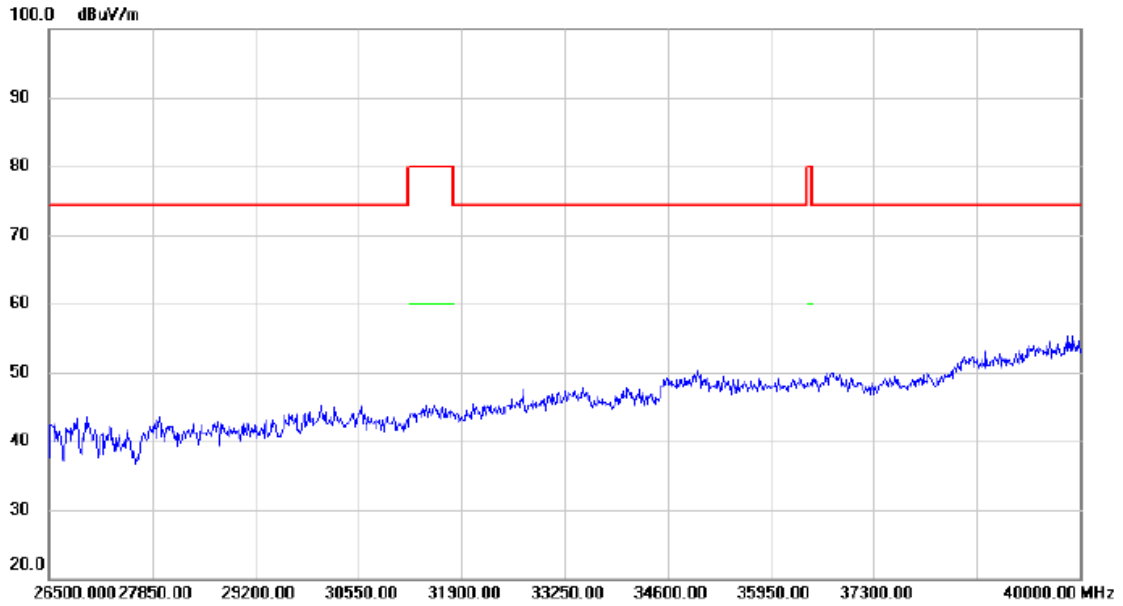
Orthogonal Axis :	X
Test Mode :	UNII-2C/ TX A Mode 5680MHz



No.	Mk.	Freq.	Reading Level	Correct Factor	Measurement	Limit	Margin	Detector	Comment
		MHz	dBuV	dB	dBuV/m	dBuV/m	dB		

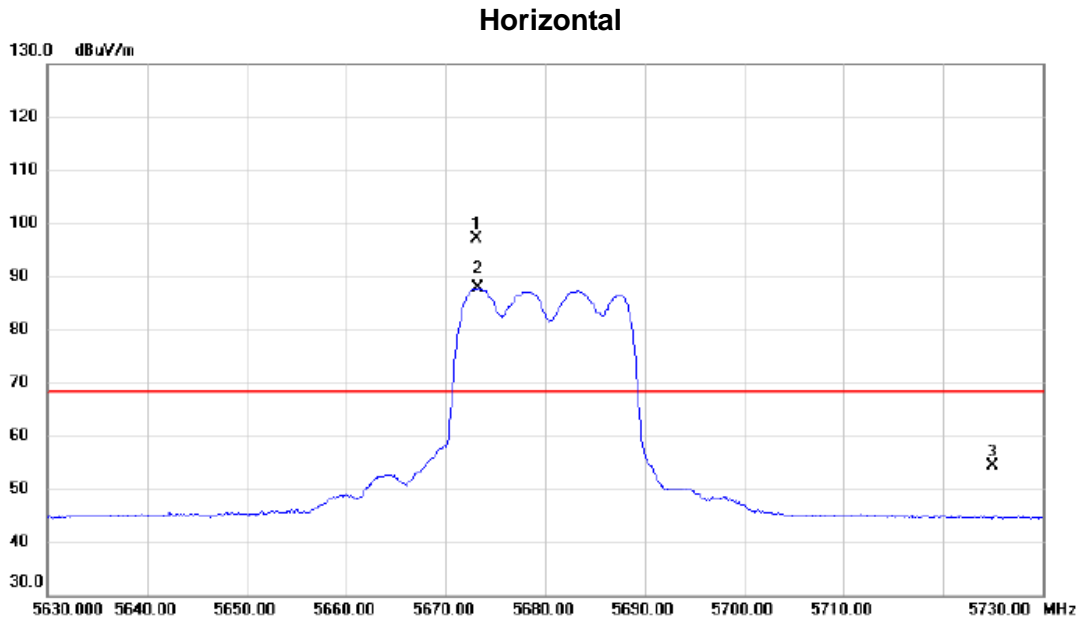
Orthogonal Axis :	X
Test Mode :	UNII-2C/ TX A Mode 5680MHz

Vertical



No.	Mk.	Freq.	Reading Level	Correct Factor	Measurement	Limit	Margin	Detector	Comment
		MHz	dBuV	dB	dBuV/m	dBuV/m	dB		

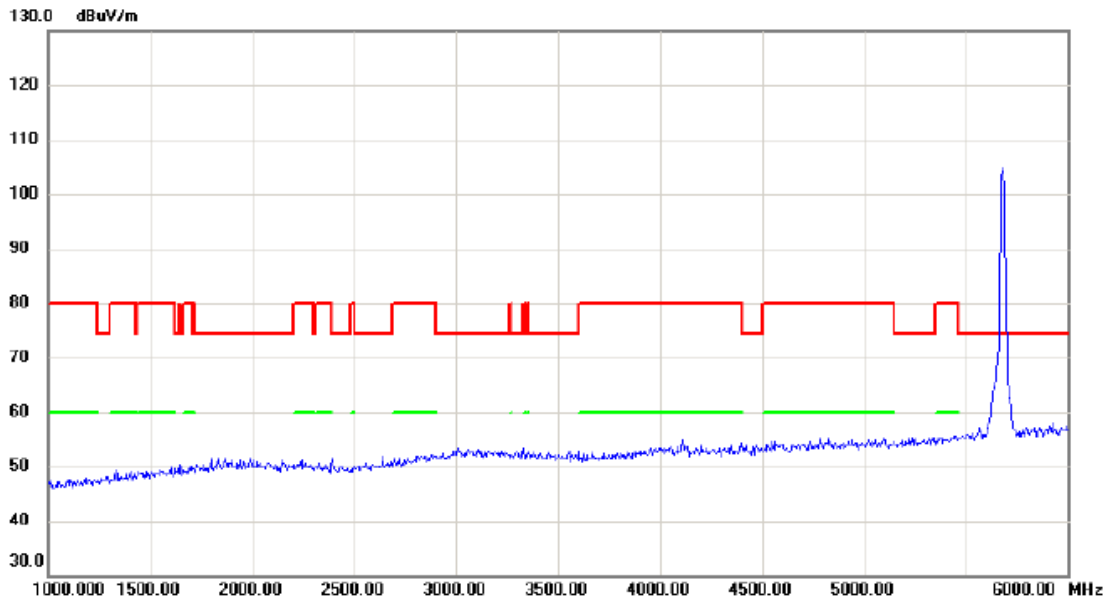
Orthogonal Axis :	X
Test Mode :	UNII-2C/ TX A Mode 5680MHz



No.	Mk.	Freq. MHz	Reading Level dBuV	Correct Factor dB	Measure- ment dBuV/m	Limit dBuV/m	Margin dB	Detector	Comment
1	*	5673.200	78.80	18.25	97.05	68.30	28.75	peak	No Limit
2	X	5673.300	69.50	18.26	87.76	68.30	19.46	AVG	No Limit
3		5725.000	36.06	18.43	54.49	68.30	-13.81	peak	

Orthogonal Axis :	X
Test Mode :	UNII-2C/ TX A Mode 5680MHz

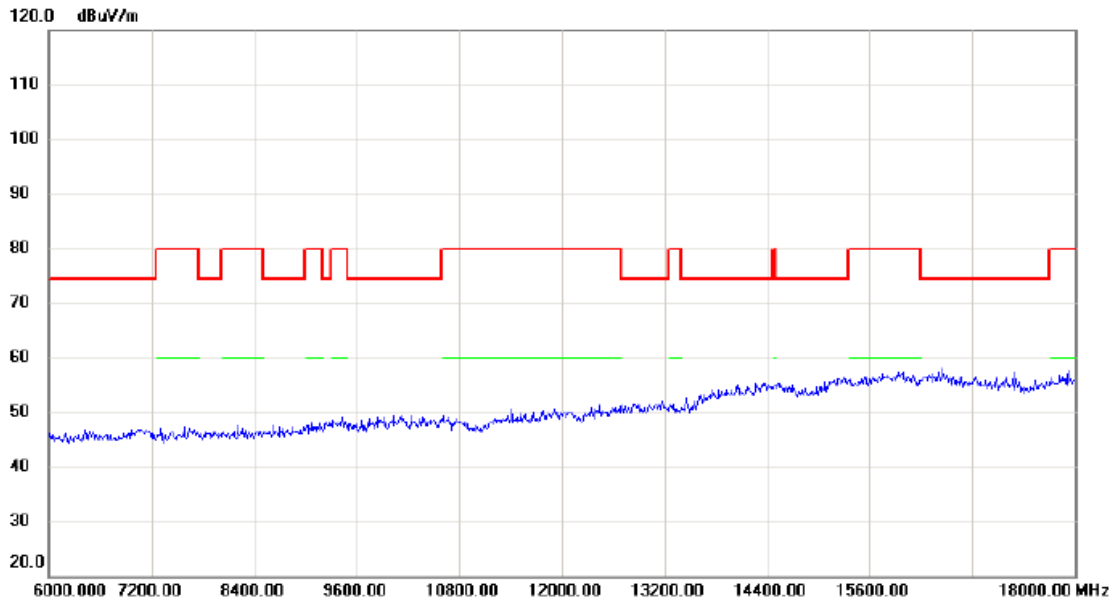
Horizontal



No.	Mk.	Freq.	Reading Level	Correct Factor	Measurement	Limit	Margin	Detector	Comment
		MHz	dBuV	dB	dBuV/m	dBuV/m	dB		

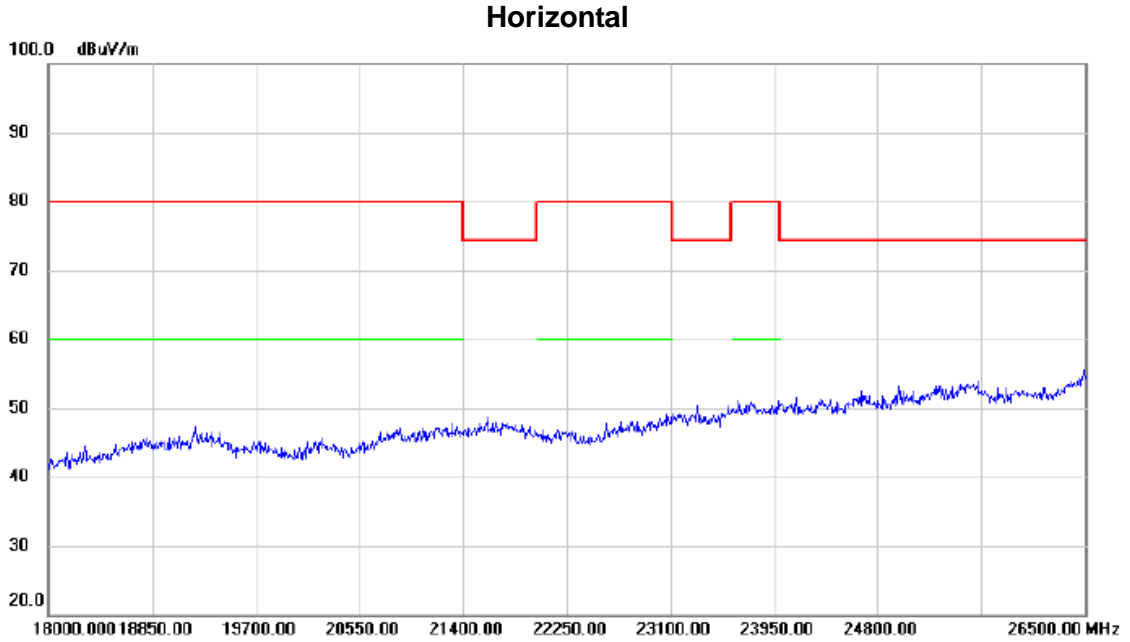
Orthogonal Axis :	X
Test Mode :	UNII-2C/ TX A Mode 5680MHz

Horizontal



No.	Mk.	Freq.	Reading Level	Correct Factor	Measurement	Limit	Margin	Detector	Comment
		MHz	dBuV	dB	dBuV/m	dBuV/m	dB		

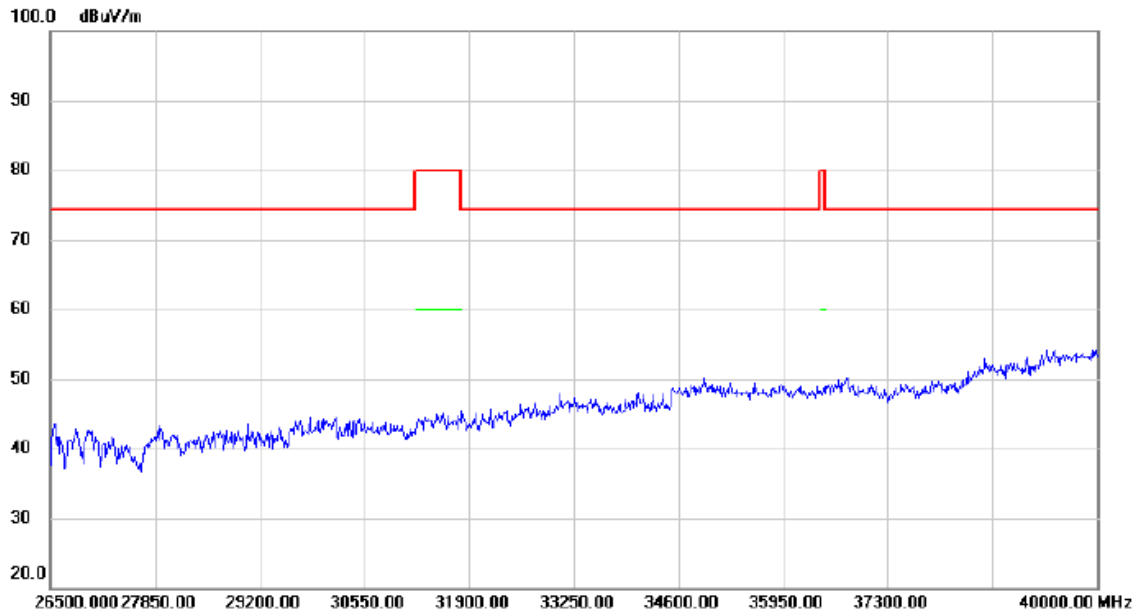
Orthogonal Axis :	X
Test Mode :	UNII-2C/ TX A Mode 5680MHz



No.	Mk.	Freq.	Reading Level	Correct Factor	Measurement	Limit	Margin	Detector	Comment
		MHz	dBuV	dB	dBuV/m	dBuV/m	dB		

Orthogonal Axis :	X
Test Mode :	UNII-2C/ TX A Mode 5680MHz

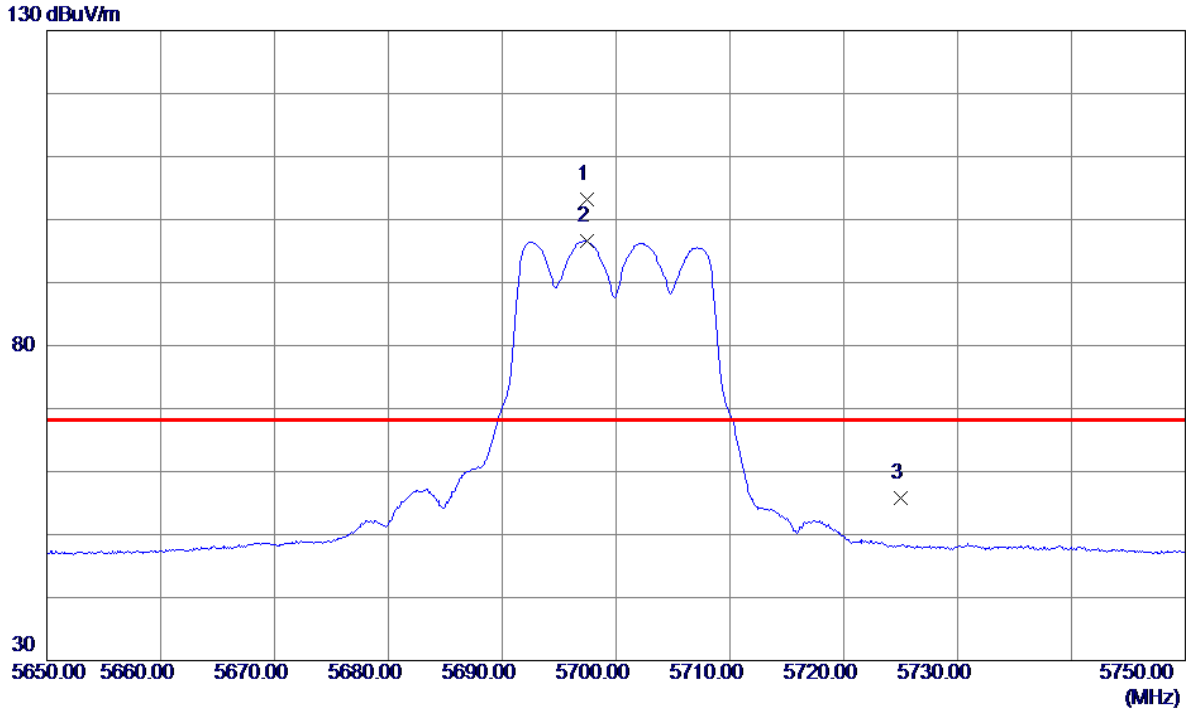
Horizontal



No.	Mk.	Freq.	Reading Level	Correct Factor	Measurement	Limit	Margin	Detector	Comment
		MHz	dBuV	dB	dBuV/m	dBuV/m	dB		

Orthogonal Axis :	X
Test Mode :	UNII-2C/ TX A Mode 5700MHz

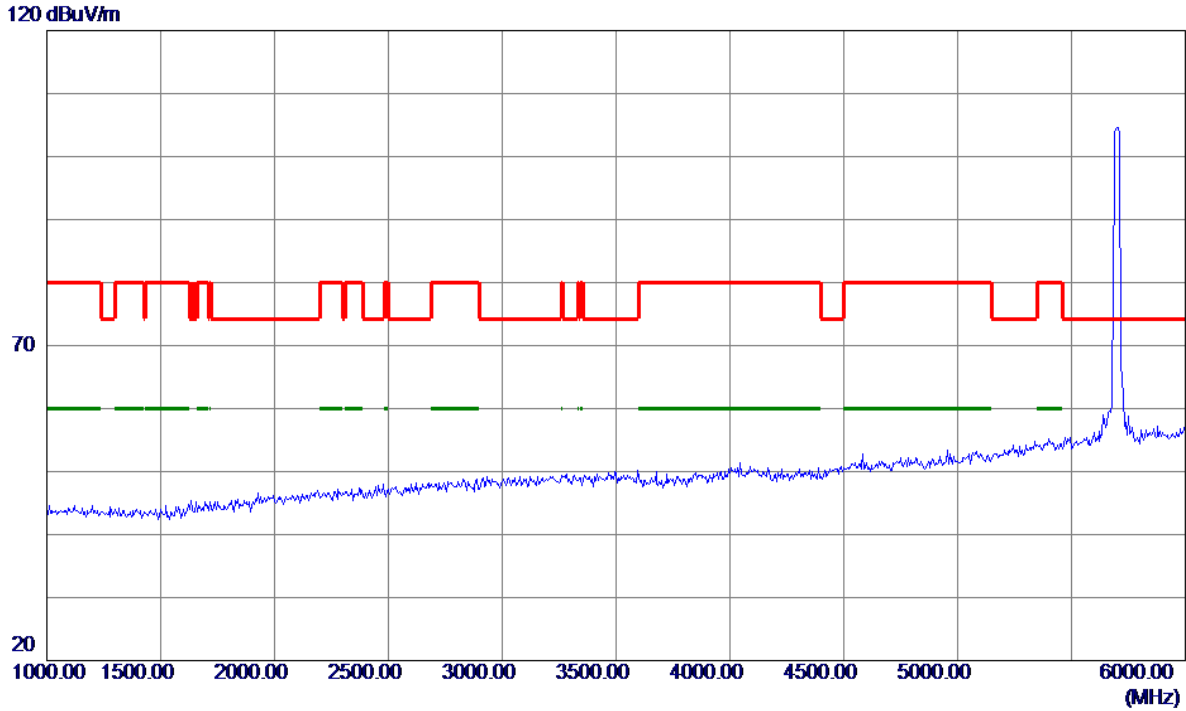
Vertical



No.	Freq. MHz	Reading Level dBuV/m	Correct Factor dB	Measure ment dBuV/m	Limit dBuV/m	Margin dB	Detector	Comment
1 *	5697.4000	82.05	21.09	103.14	68.30	34.84	Peak	No Limit
2	5697.4000	75.49	21.09	96.58	999.00	-902.42	AVG	No Limit
3	5725.0000	34.64	21.20	55.84	68.30	-12.46	Peak	

Orthogonal Axis :	X
Test Mode :	UNII-2C/ TX A Mode 5700MHz

Vertical

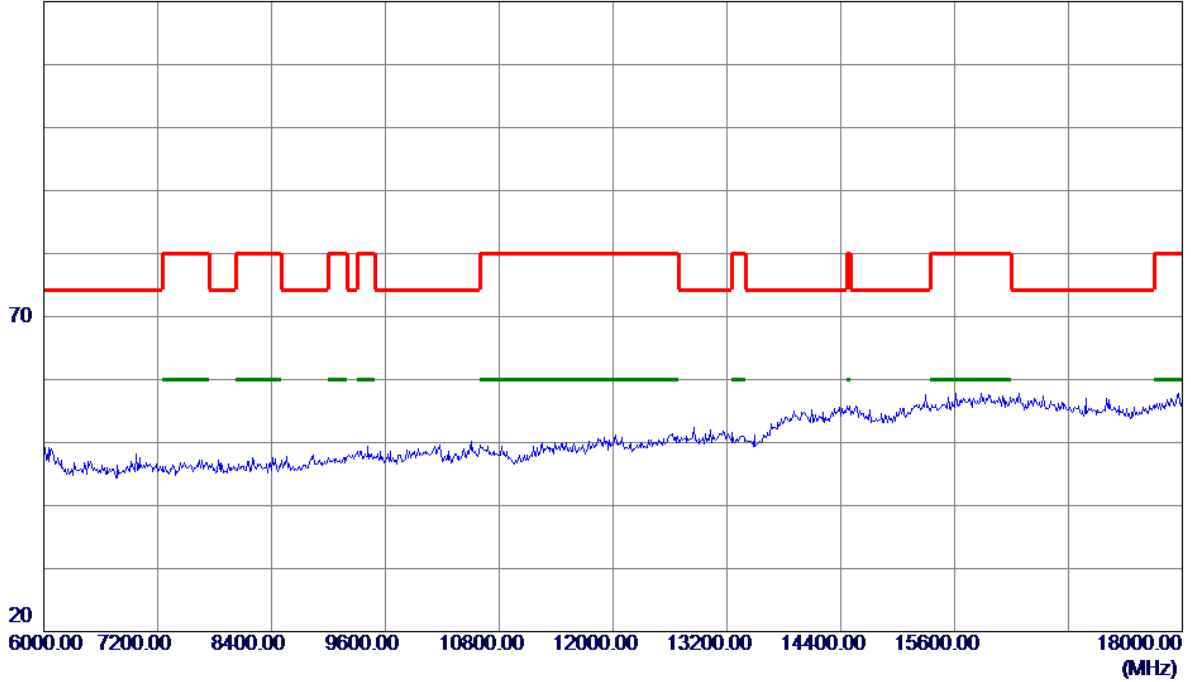


No.	Freq. MHz	Reading Level dBuV/m	Correct Factor dB	Measure ment dBuV/m	Limit dBuV/m	Margin dB	Detector	Comment
-----	--------------	----------------------------	-------------------------	---------------------------	-----------------	--------------	----------	---------

Orthogonal Axis :	X
Test Mode :	UNII-2C/ TX A Mode 5700MHz

Vertical

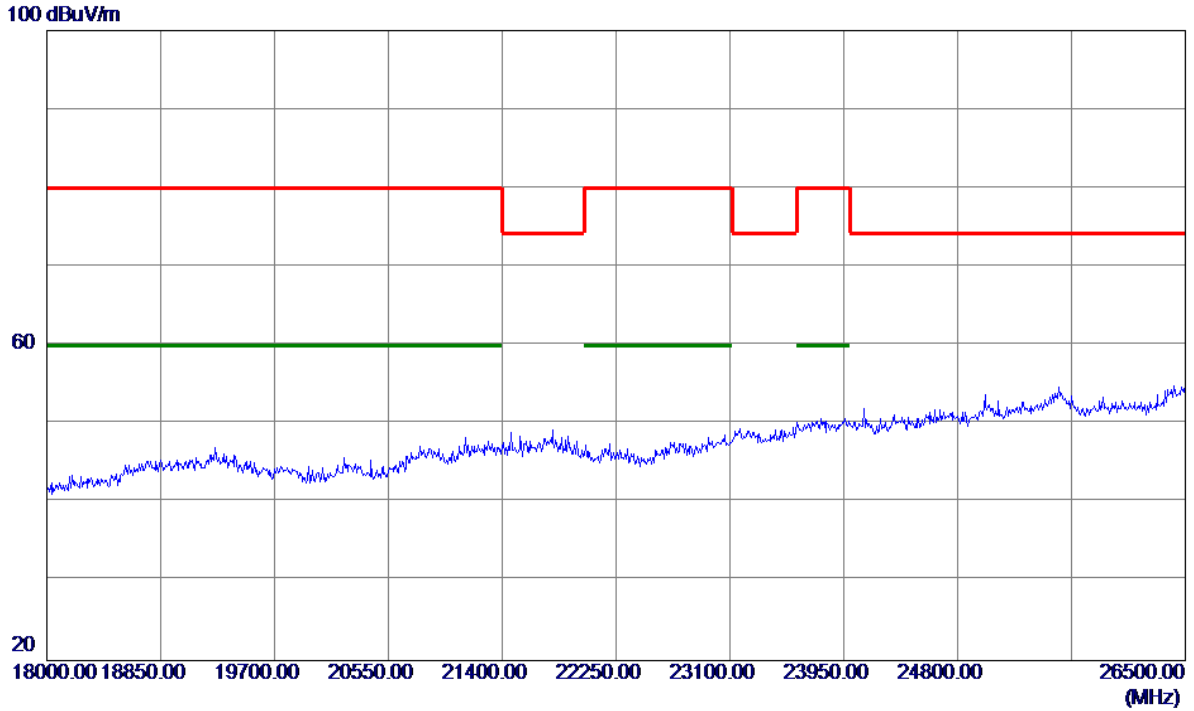
120 dBuV/m



No.	Freq. MHz	Reading Level dBuV/m	Correct Factor dB	Measure ment dBuV/m	Limit dBuV/m	Margin dB	Detector	Comment
-----	--------------	----------------------------	-------------------------	---------------------------	-----------------	--------------	----------	---------

Orthogonal Axis :	X
Test Mode :	UNII-2C/ TX A Mode 5700MHz

Vertical

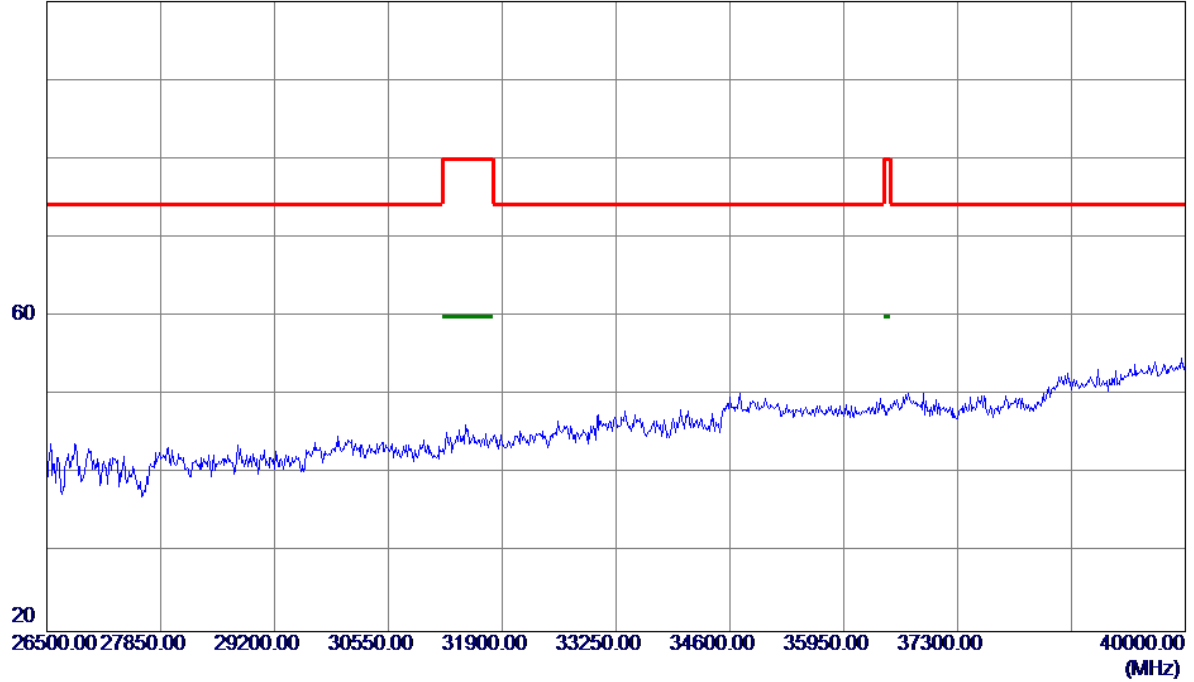


No.	Freq. MHz	Reading Level dBuV/m	Correct Factor dB	Measure ment dBuV/m	Limit dBuV/m	Margin dB	Detector	Comment
-----	--------------	----------------------------	-------------------------	---------------------------	-----------------	--------------	----------	---------

Orthogonal Axis :	X
Test Mode :	UNII-2C/ TX A Mode 5700MHz

Vertical

100 dBuV/m

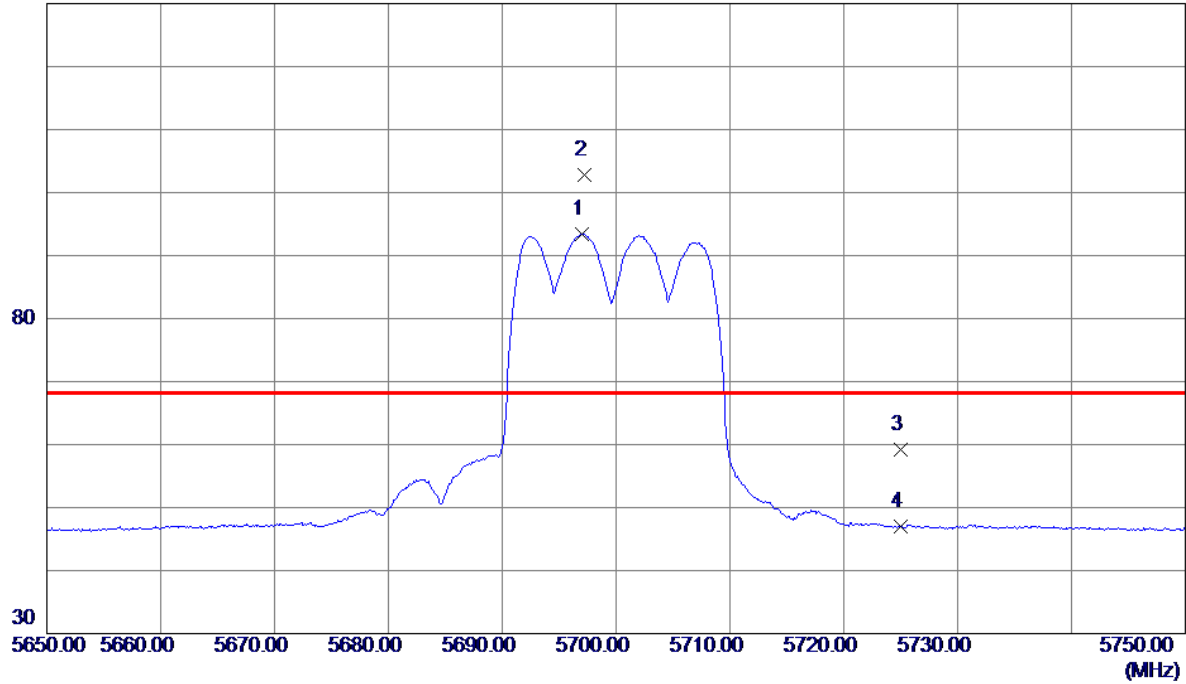


No.	Freq. MHz	Reading Level dBuV/m	Correct Factor dB	Measure ment dBuV/m	Limit dBuV/m	Margin dB	Detector	Comment
-----	--------------	----------------------------	-------------------------	---------------------------	-----------------	--------------	----------	---------

Orthogonal Axis :	X
Test Mode :	UNII-2C/ TX A Mode 5700MHz

Horizontal

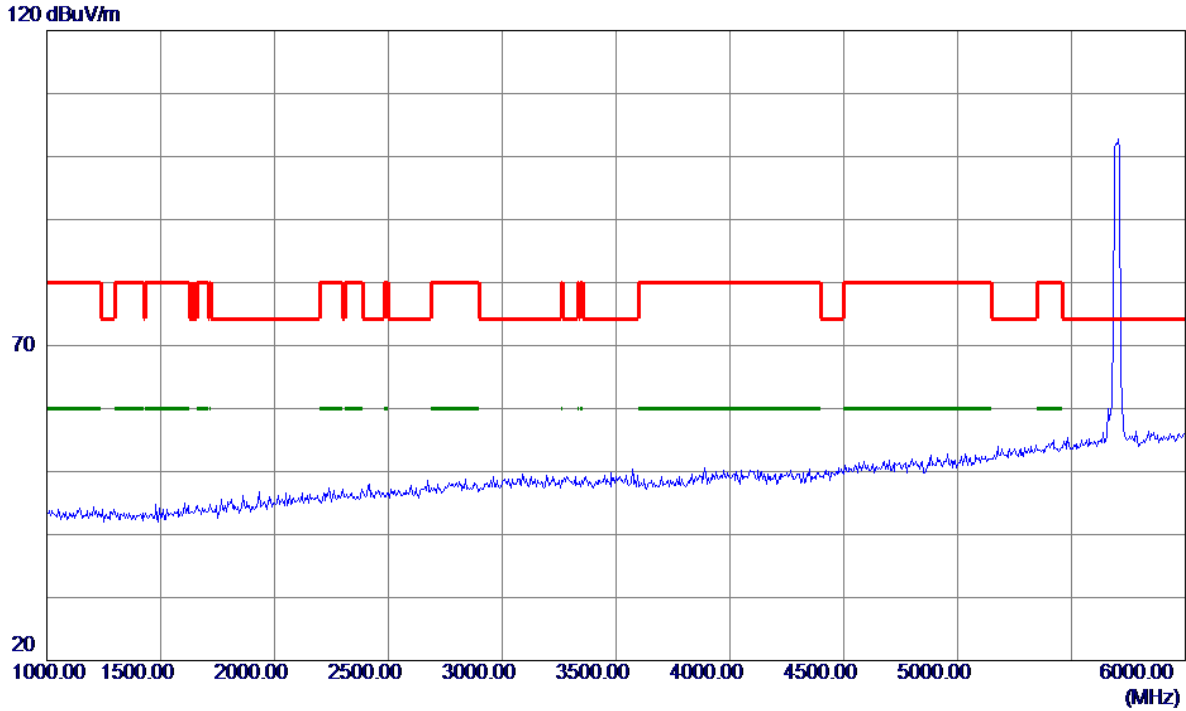
130 dBuV/m



No.	Freq. MHz	Reading Level dBuV/m	Correct Factor dB	Measure ment dBuV/m	Limit dBuV/m	Margin dB	Detector	Comment
1	5697.0000	72.31	21.09	93.40	999.00	-905.60	AVG	No Limit
2 *	5697.2000	81.62	21.09	102.71	68.30	34.41	Peak	No Limit
3	5725.0000	37.93	21.20	59.13	68.30	-9.17	Peak	
4	5725.0000	25.89	21.20	47.09	999.00	-951.91	AVG	

Orthogonal Axis :	X
Test Mode :	UNII-2C/ TX A Mode 5700MHz

Horizontal

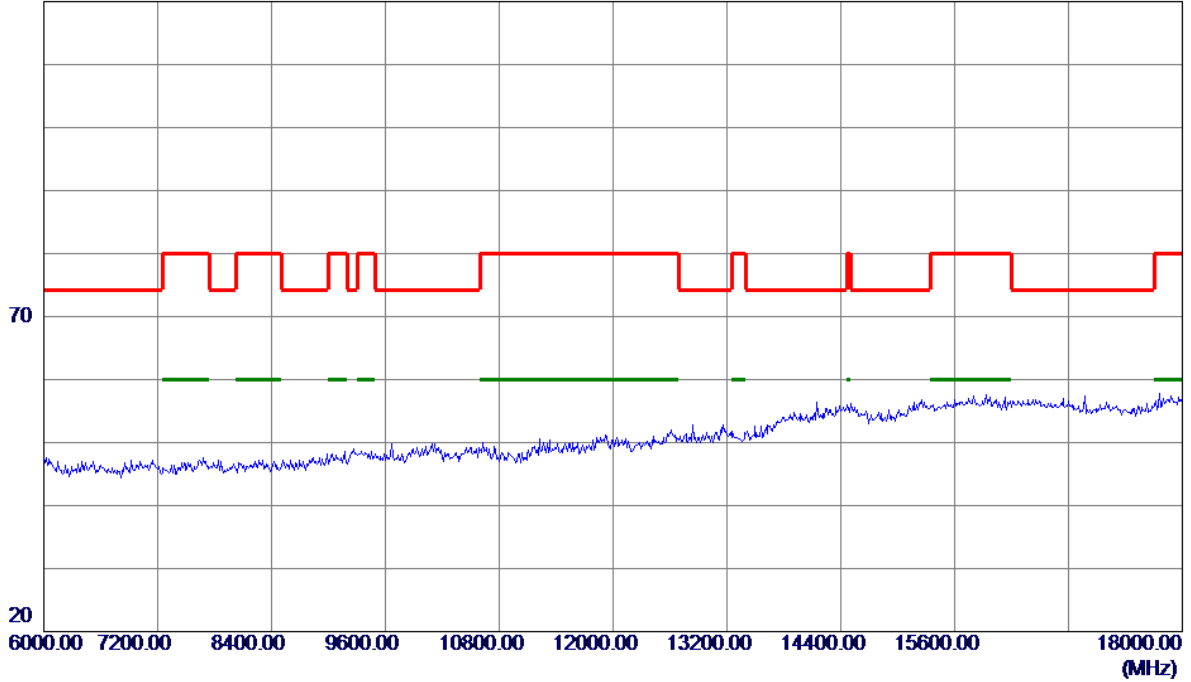


No.	Freq. MHz	Reading Level dBuV/m	Correct Factor dB	Measure ment dBuV/m	Limit dBuV/m	Margin dB	Detector	Comment
-----	--------------	----------------------------	-------------------------	---------------------------	-----------------	--------------	----------	---------

Orthogonal Axis :	X
Test Mode :	UNII-2C/ TX A Mode 5700MHz

Horizontal

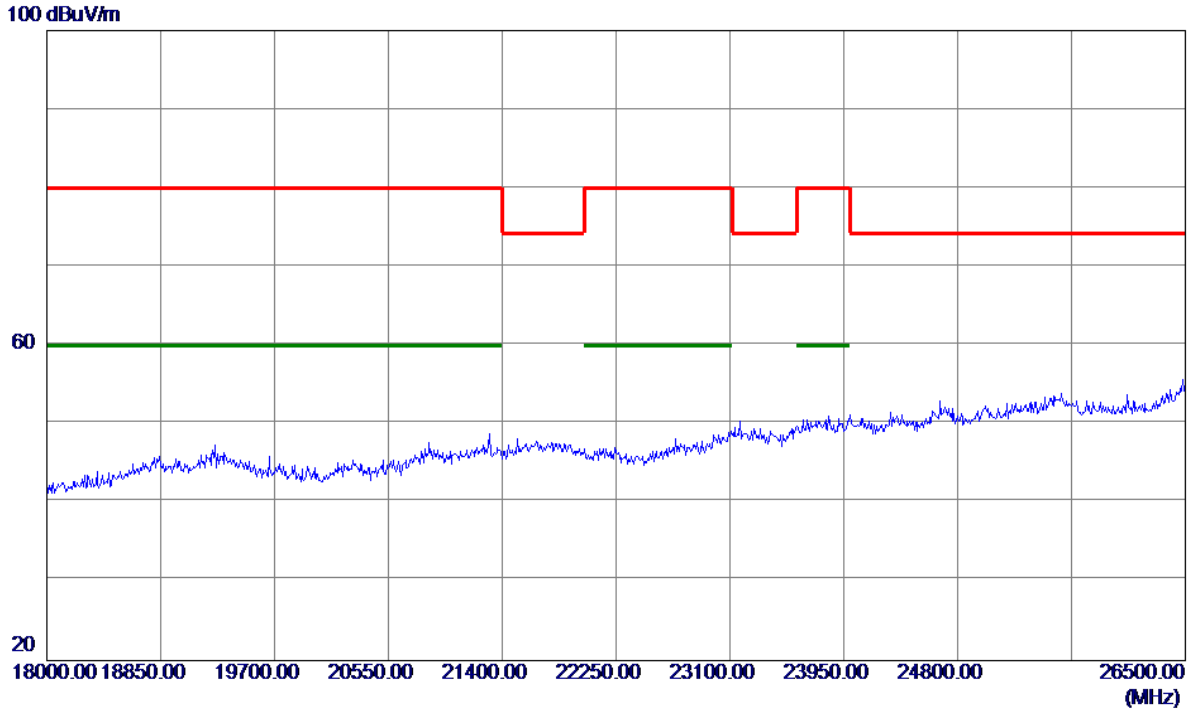
120 dBuV/m



No.	Freq. MHz	Reading Level dBuV/m	Correct Factor dB	Measure ment dBuV/m	Limit dBuV/m	Margin dB	Detector	Comment
-----	--------------	----------------------------	-------------------------	---------------------------	-----------------	--------------	----------	---------

Orthogonal Axis :	X
Test Mode :	UNII-2C/ TX A Mode 5700MHz

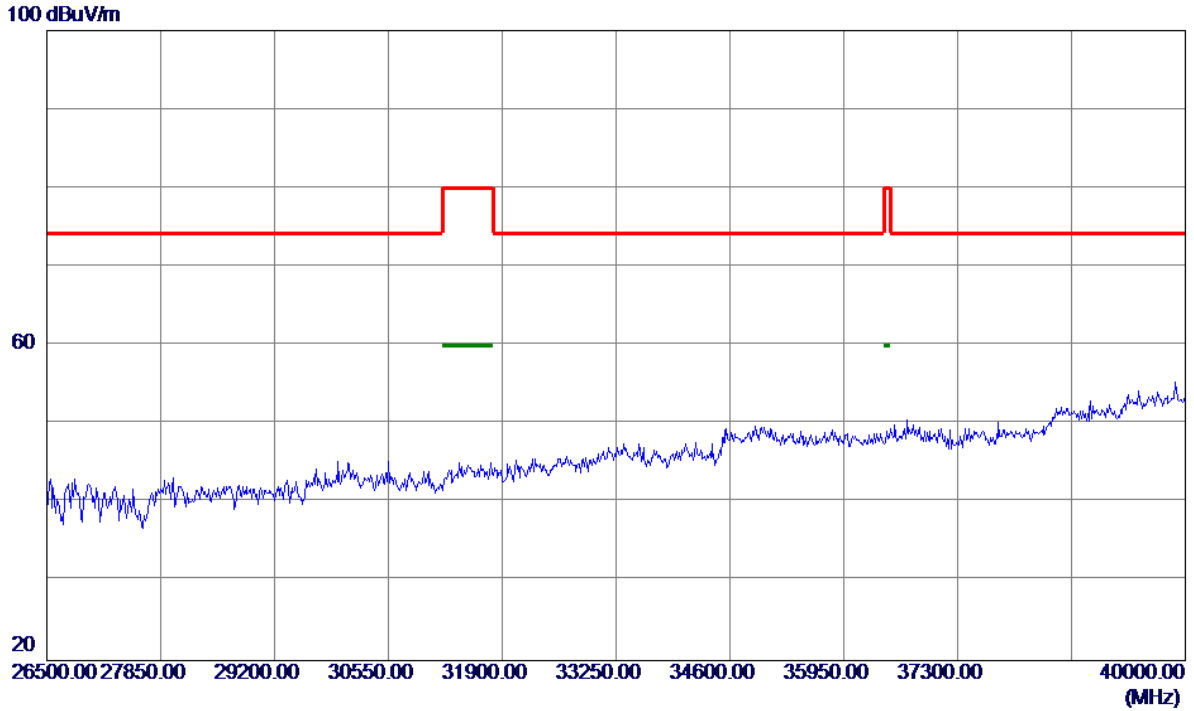
Horizontal



No.	Freq. MHz	Reading Level dBuV/m	Correct Factor dB	Measure ment dBuV/m	Limit dBuV/m	Margin dB	Detector	Comment
-----	--------------	----------------------------	-------------------------	---------------------------	-----------------	--------------	----------	---------

Orthogonal Axis :	X
Test Mode :	UNII-2C/ TX A Mode 5700MHz

Horizontal

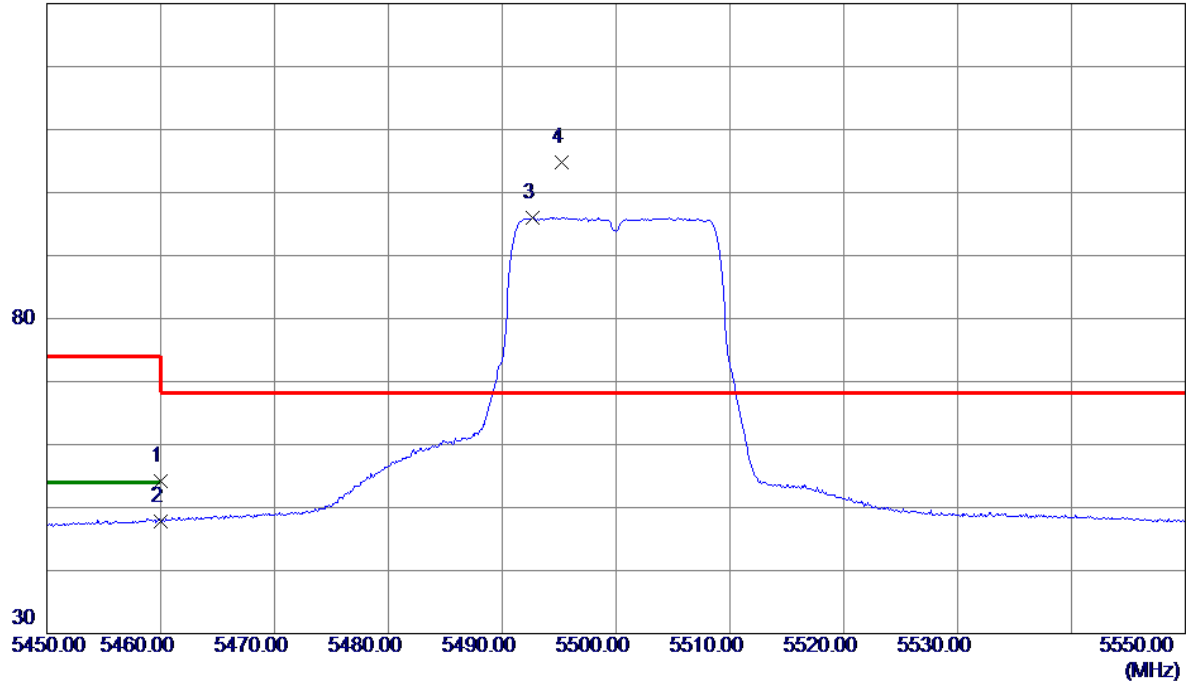


No.	Freq. MHz	Reading Level dBuV/m	Correct Factor dB	Measure ment dBuV/m	Limit dBuV/m	Margin dB	Detector	Comment
-----	--------------	----------------------------	-------------------------	---------------------------	-----------------	--------------	----------	---------

Orthogonal Axis :	X
Test Mode :	UNII-2C/ TX N20 Mode 5500MHz

Vertical

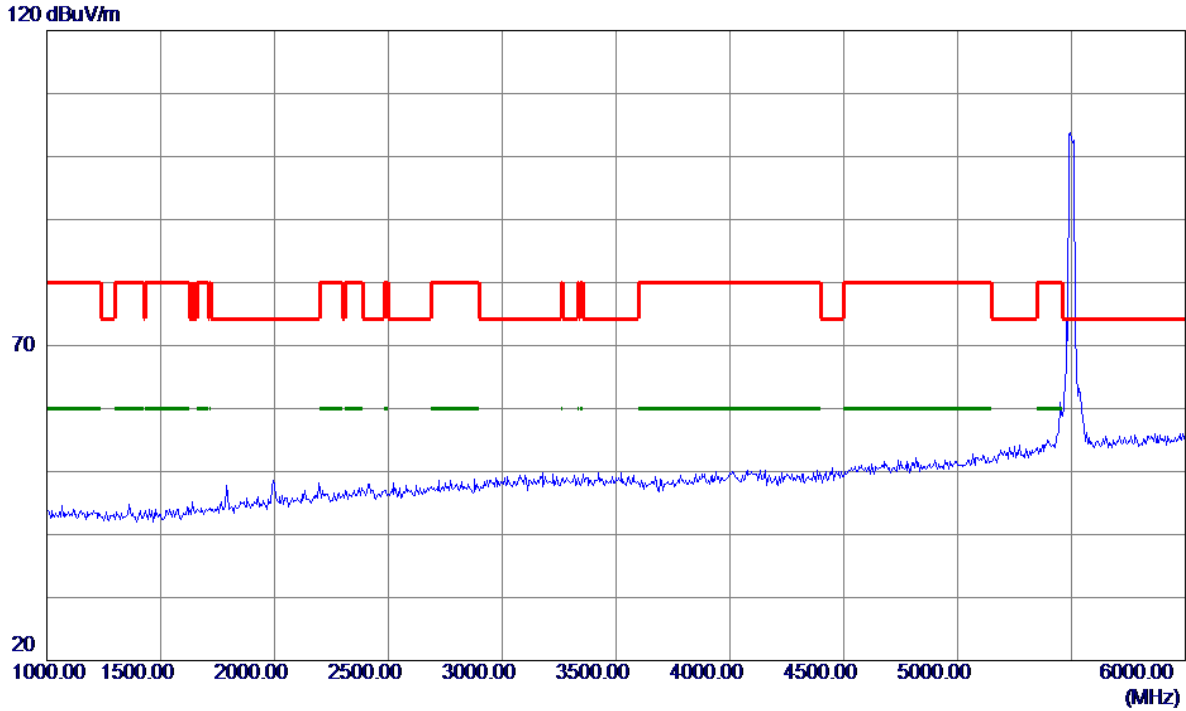
130 dBuV/m



No.	Freq. MHz	Reading Level dBuV/m	Correct Factor dB	Measure ment dBuV/m	Limit dBuV/m	Margin dB	Detector	Comment
1	5460.0000	34.05	20.06	54.11	74.00	-19.89	Peak	
2	5460.0000	27.72	20.06	47.78	54.00	-6.22	AVG	
3	5492.7000	75.75	20.26	96.01	999.00	-902.99	AVG	No Limit
4 *	5495.2000	84.49	20.28	104.77	68.30	36.47	Peak	No Limit

Orthogonal Axis :	X
Test Mode :	UNII-2C/ TX N20 Mode 5500MHz

Vertical

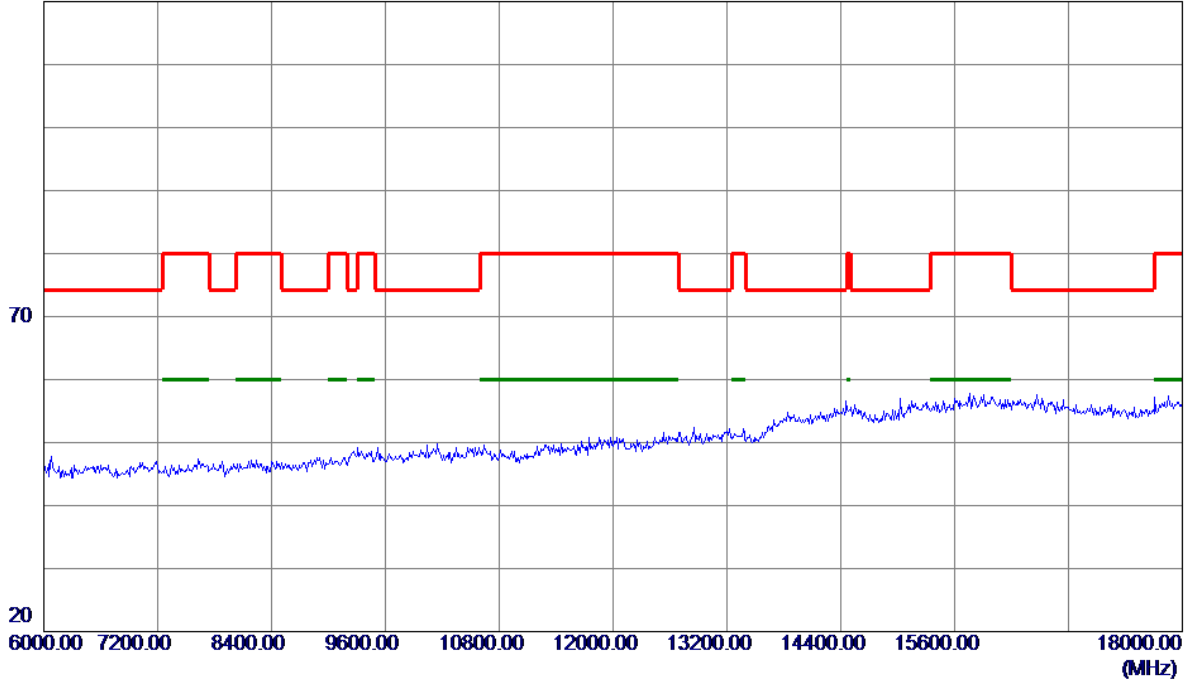


No.	Freq. MHz	Reading Level dBuV/m	Correct Factor dB	Measure ment dBuV/m	Limit dBuV/m	Margin dB	Detector	Comment
-----	--------------	----------------------------	-------------------------	---------------------------	-----------------	--------------	----------	---------

Orthogonal Axis :	X
Test Mode :	UNII-2C/ TX N20 Mode 5500MHz

Vertical

120 dBuV/m

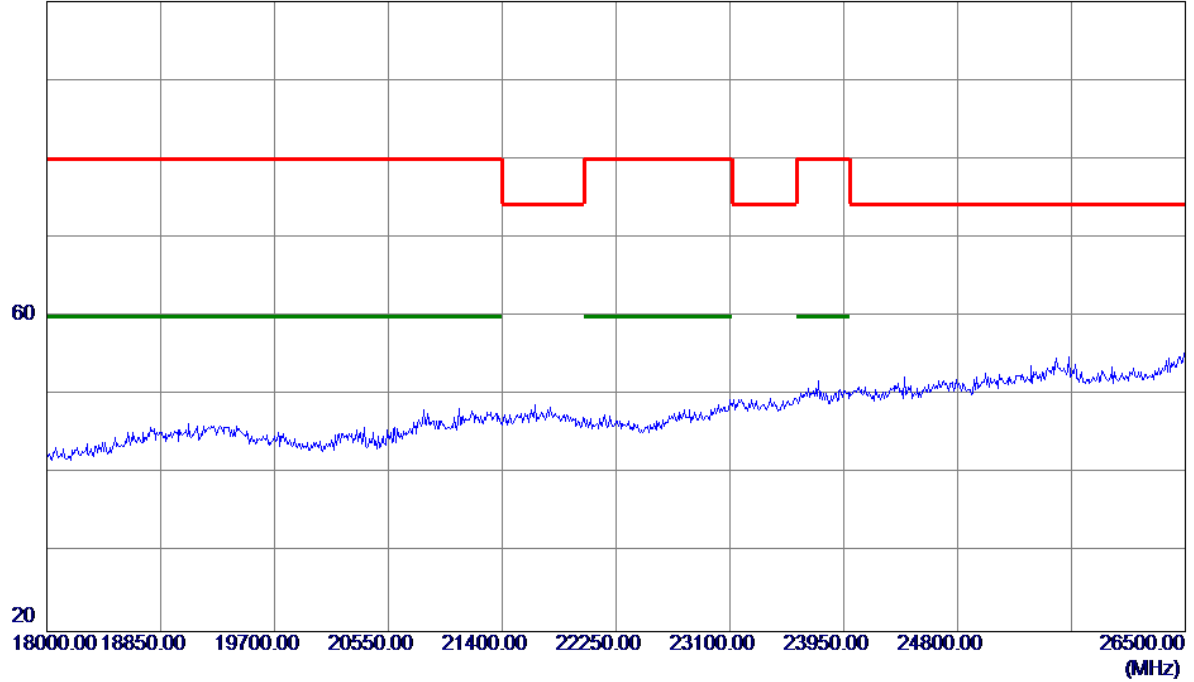


No.	Freq. MHz	Reading Level dBuV/m	Correct Factor dB	Measure ment dBuV/m	Limit dBuV/m	Margin dB	Detector	Comment
-----	--------------	----------------------------	-------------------------	---------------------------	-----------------	--------------	----------	---------

Orthogonal Axis :	X
Test Mode :	UNII-2C/ TX N20 Mode 5500MHz

Vertical

100 dBuV/m

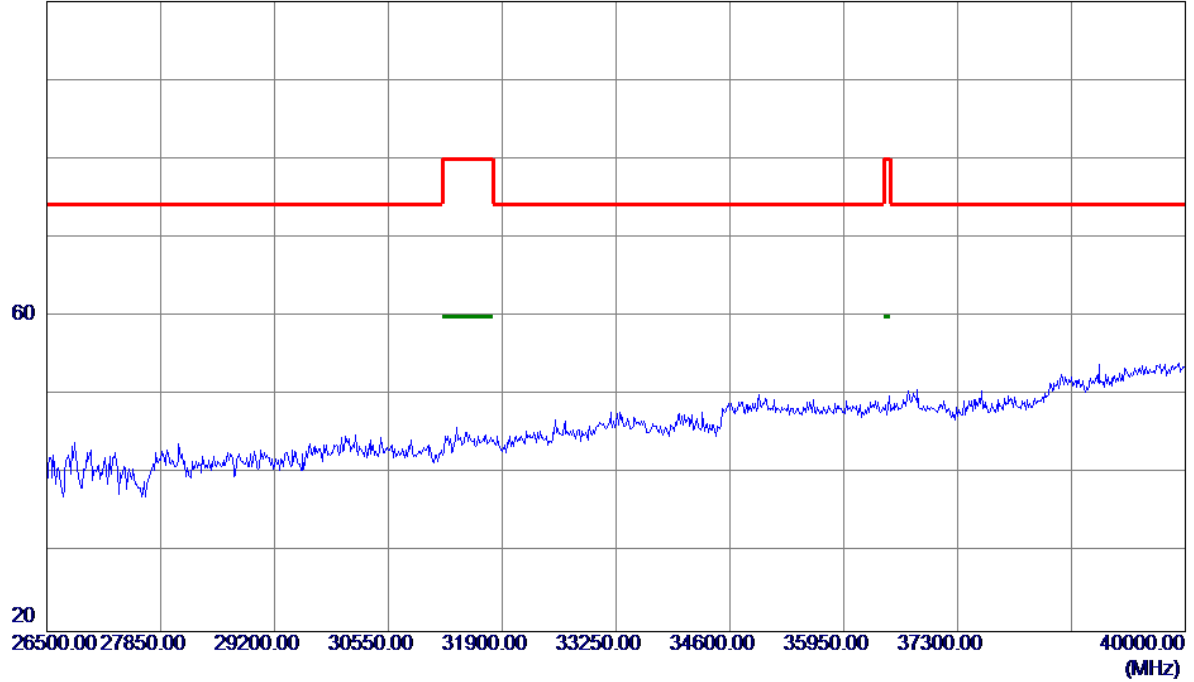


No.	Freq. MHz	Reading Level dBuV/m	Correct Factor dB	Measure ment dBuV/m	Limit dBuV/m	Margin dB	Detector	Comment
-----	--------------	----------------------------	-------------------------	---------------------------	-----------------	--------------	----------	---------

Orthogonal Axis :	X
Test Mode :	UNII-2C/ TX N20 Mode 5500MHz

Vertical

100 dBuV/m

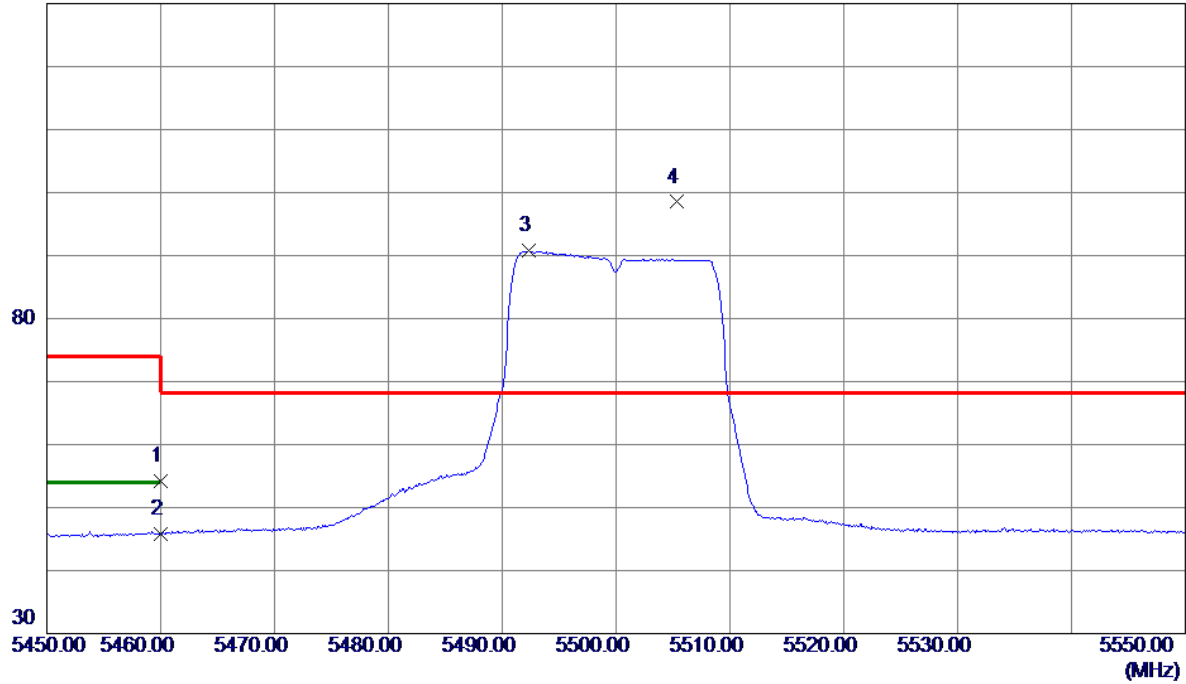


No.	Freq. MHz	Reading Level dBuV/m	Correct Factor dB	Measure ment dBuV/m	Limit dBuV/m	Margin dB	Detector	Comment
-----	--------------	----------------------------	-------------------------	---------------------------	-----------------	--------------	----------	---------

Orthogonal Axis :	X
Test Mode :	UNII-2C/ TX N20 Mode 5500MHz

Horizontal

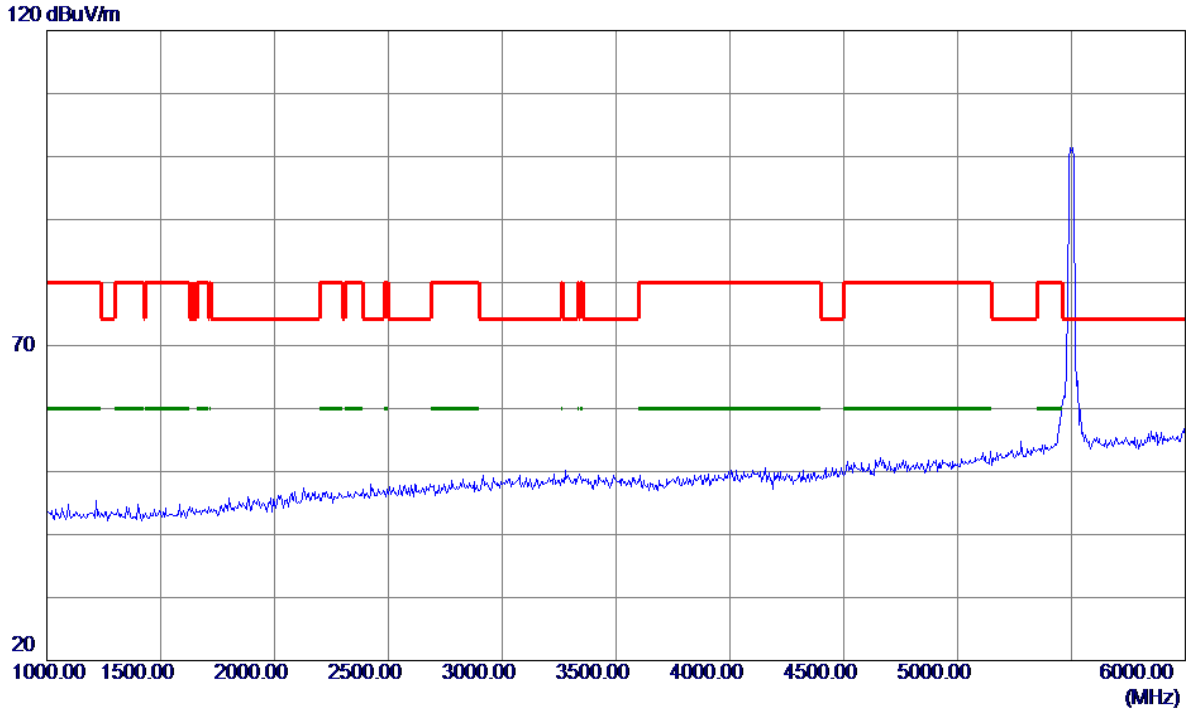
130 dBuV/m



No.	Freq. MHz	Reading Level dBuV/m	Correct Factor dB	Measure ment dBuV/m	Limit dBuV/m	Margin dB	Detector	Comment
1	5460.0000	34.14	20.06	54.20	74.00	-19.80	Peak	
2	5460.0000	25.73	20.06	45.79	54.00	-8.21	AVG	
3	5492.3000	70.47	20.26	90.73	999.00	-908.27	AVG	No Limit
4 *	5505.3000	78.17	20.33	98.50	68.30	30.20	Peak	No Limit

Orthogonal Axis :	X
Test Mode :	UNII-2C/ TX N20 Mode 5500MHz

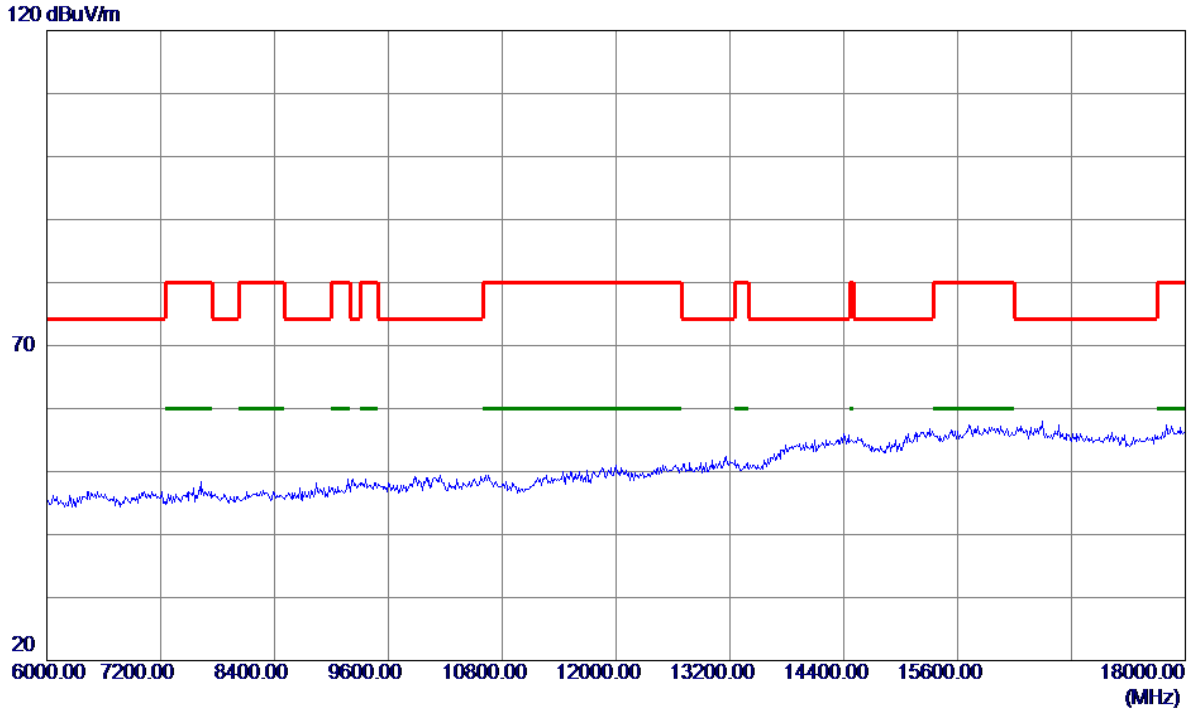
Horizontal



No.	Freq. MHz	Reading Level dBuV/m	Correct Factor dB	Measure ment dBuV/m	Limit dBuV/m	Margin dB	Detector	Comment
-----	--------------	----------------------------	-------------------------	---------------------------	-----------------	--------------	----------	---------

Orthogonal Axis :	X
Test Mode :	UNII-2C/ TX N20 Mode 5500MHz

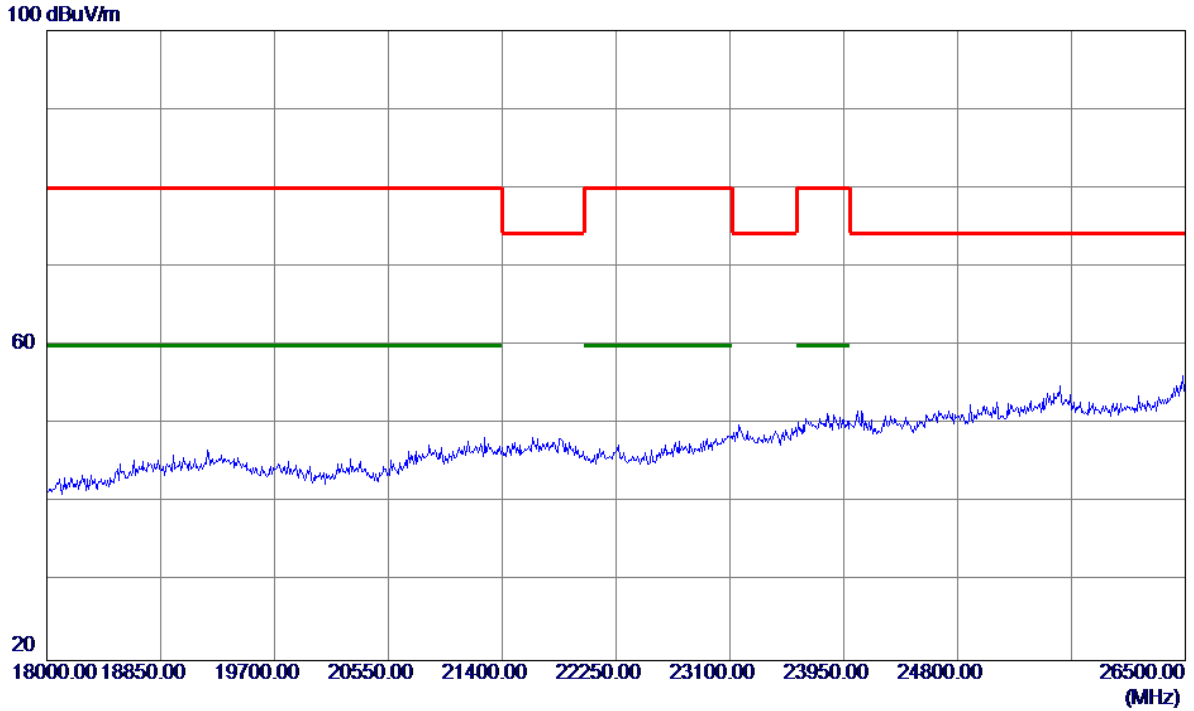
Horizontal



No.	Freq. MHz	Reading Level dBuV/m	Correct Factor dB	Measure ment dBuV/m	Limit dBuV/m	Margin dB	Detector	Comment
-----	--------------	----------------------------	-------------------------	---------------------------	-----------------	--------------	----------	---------

Orthogonal Axis :	X
Test Mode :	UNII-2C/ TX N20 Mode 5500MHz

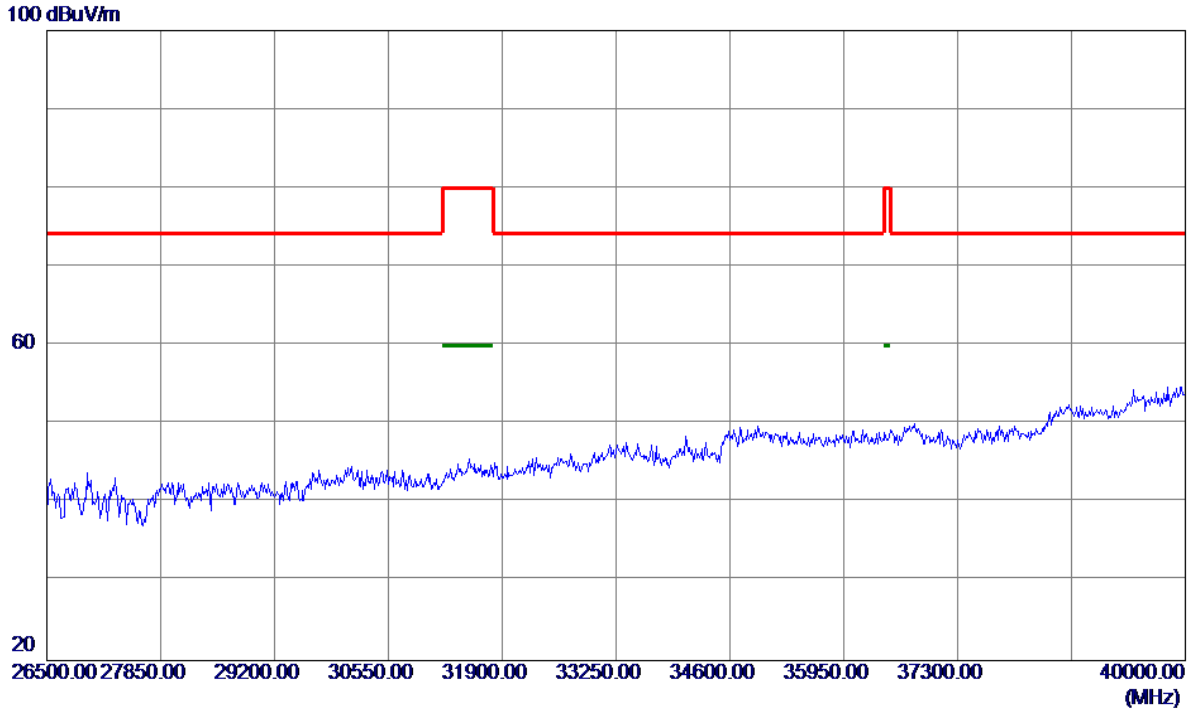
Horizontal



No.	Freq. MHz	Reading Level dBuV/m	Correct Factor dB	Measure ment dBuV/m	Limit dBuV/m	Margin dB	Detector	Comment
-----	--------------	----------------------------	-------------------------	---------------------------	-----------------	--------------	----------	---------

Orthogonal Axis :	X
Test Mode :	UNII-2C/ TX N20 Mode 5500MHz

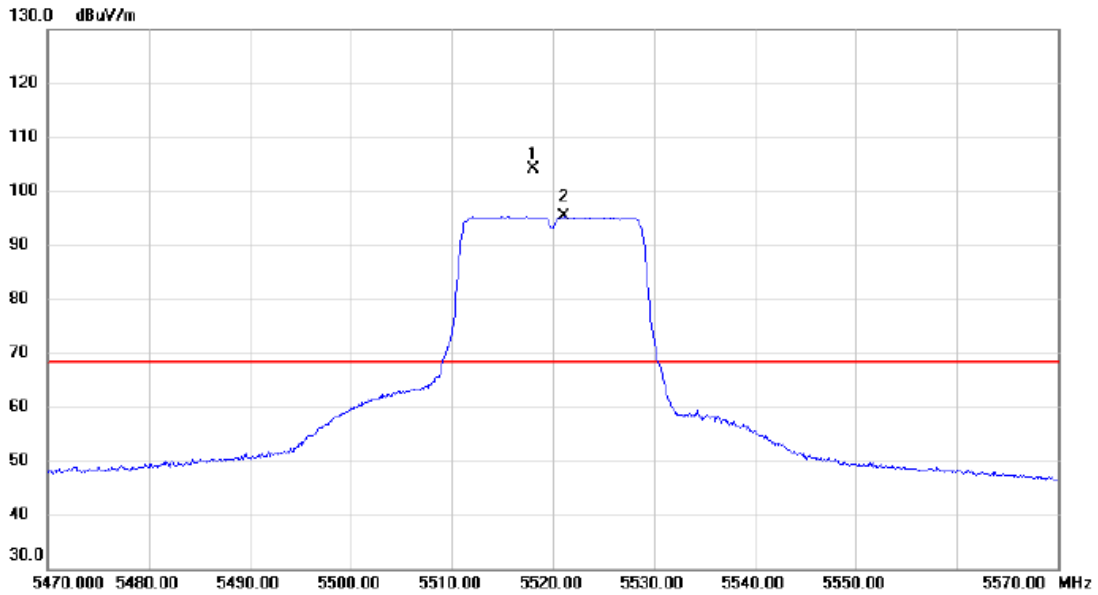
Horizontal



No.	Freq. MHz	Reading Level dBuV/m	Correct Factor dB	Measure ment dBuV/m	Limit dBuV/m	Margin dB	Detector	Comment
-----	--------------	----------------------------	-------------------------	---------------------------	-----------------	--------------	----------	---------

Orthogonal Axis :	X
Test Mode :	UNII-2C/ TX N20 Mode 5520MHz

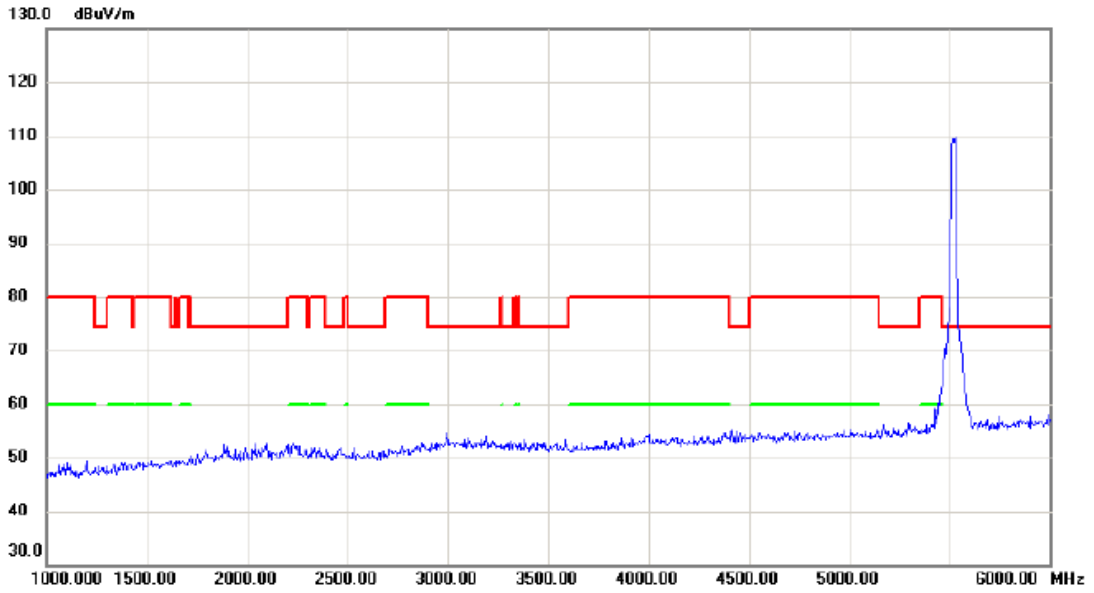
Vertical



No.	Mk.	Freq. MHz	Reading Level dBuV	Correct Factor dB	Measure- ment dBuV/m	Limit dBuV/m	Margin dB	Detector	Comment
1	*	5518.000	86.38	17.70	104.08	68.30	35.78	peak	No Limit
2	X	5521.200	77.65	17.71	95.36	68.30	27.06	AVG	No Limit

Orthogonal Axis :	X
Test Mode :	UNII-2C/ TX N20 Mode 5520MHz

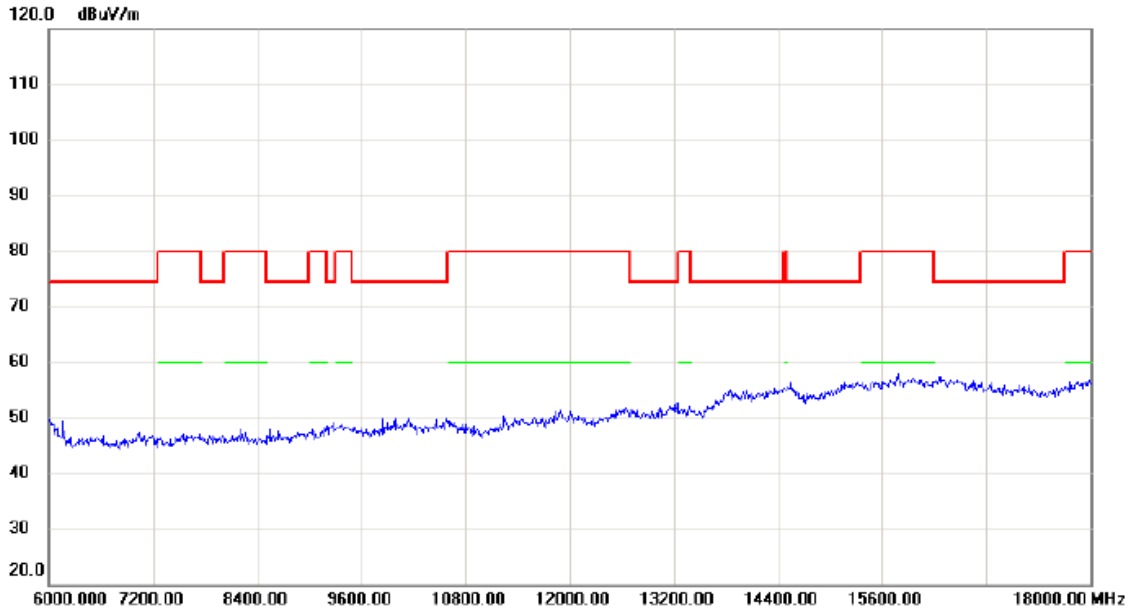
Vertical



No.	Mk.	Freq.	Reading Level	Correct Factor	Measurement	Limit	Margin	Detector	Comment
		MHz	dBuV	dB	dBuV/m	dBuV/m	dB		
		5520	110		110	80	30		

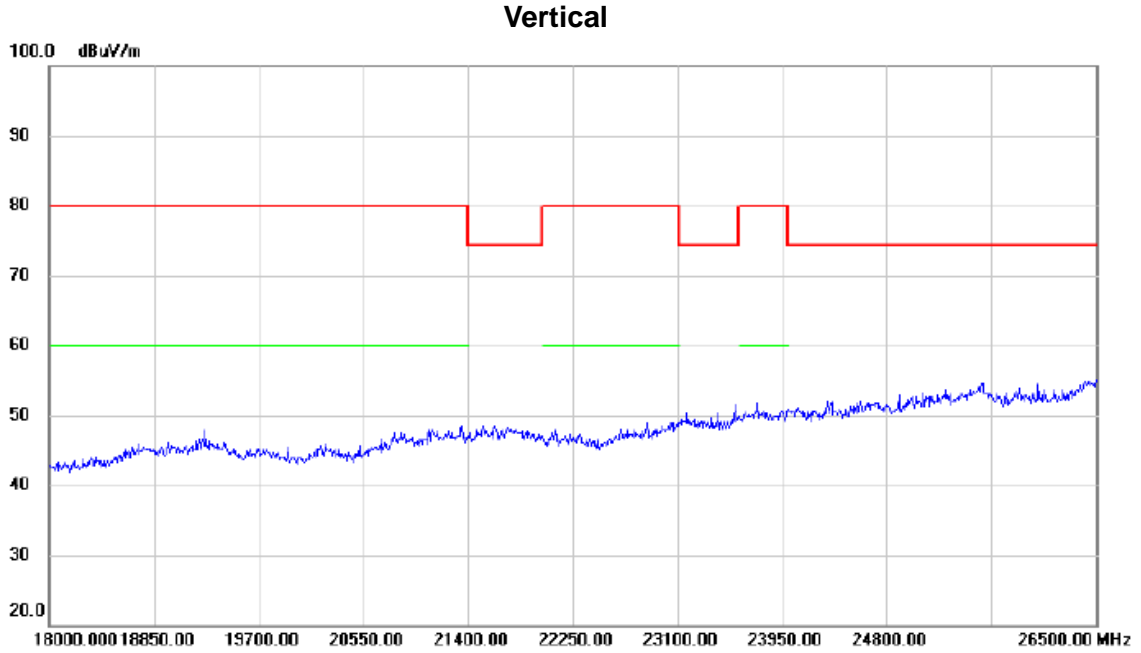
Orthogonal Axis :	X
Test Mode :	UNII-2C/ TX N20 Mode 5520MHz

Vertical



No.	Mk.	Freq.	Reading Level	Correct Factor	Measurement	Limit	Margin	Detector	Comment
		MHz	dBuV	dB	dBuV/m	dBuV/m	dB		

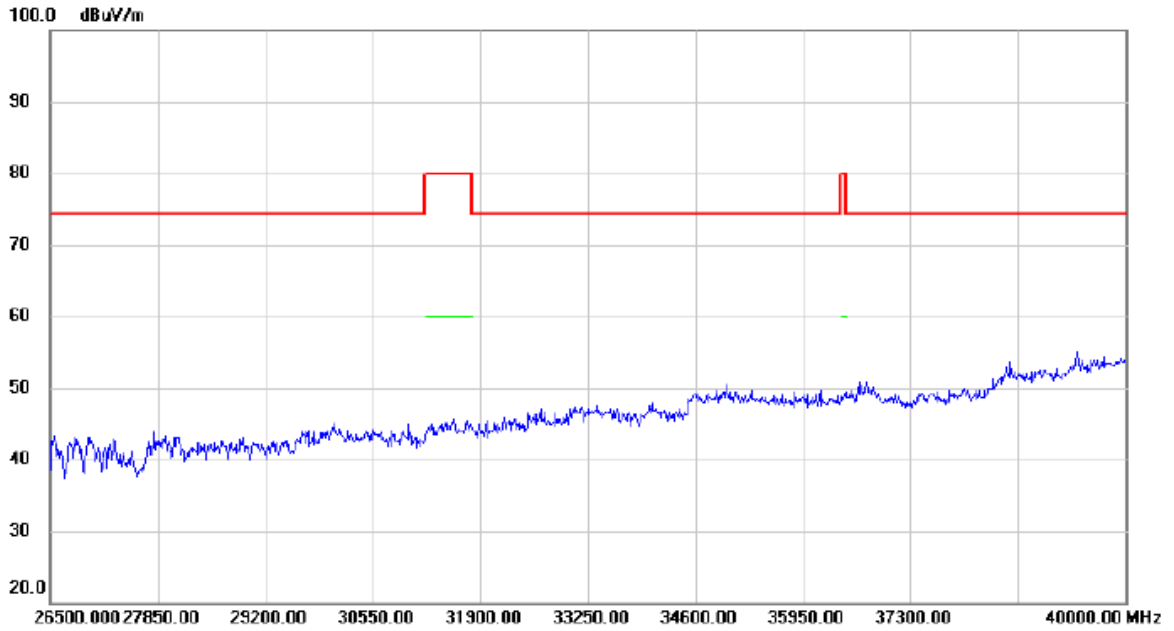
Orthogonal Axis :	X
Test Mode :	UNII-2C/ TX N20 Mode 5520MHz



No. Mk.	Freq. MHz	Reading Level dBuV	Correct Factor dB	Measure- ment dBuV/m	Limit dBuV/m	Margin dB	Detector	Comment
---------	--------------	--------------------------	-------------------------	----------------------------	-----------------	--------------	----------	---------

Orthogonal Axis :	X
Test Mode :	UNII-2C/ TX N20 Mode 5520MHz

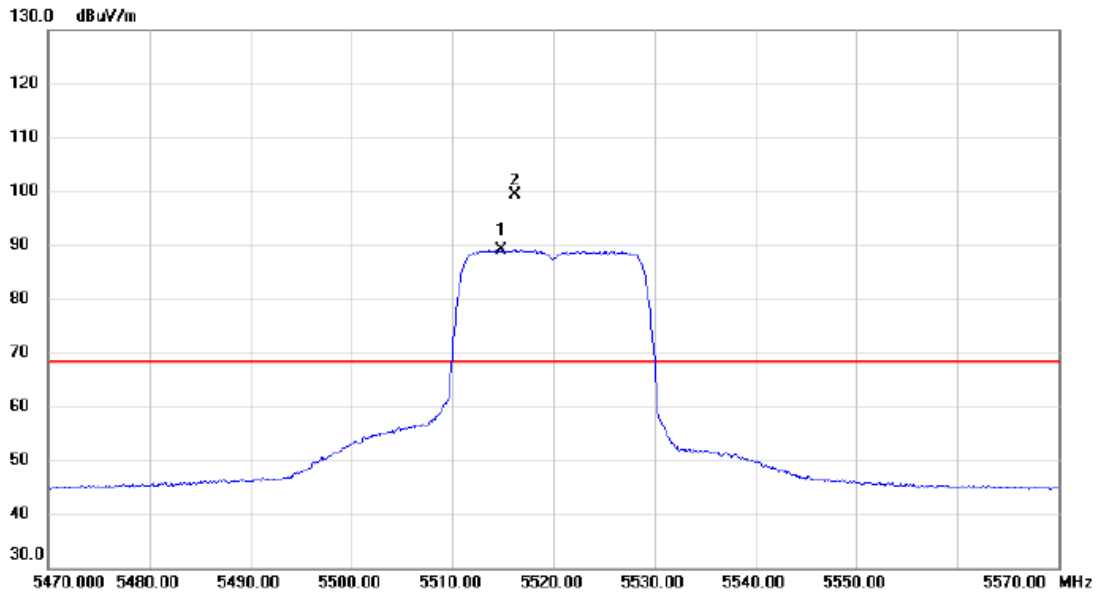
Vertical



No.	Mk.	Freq.	Reading Level	Correct Factor	Measurement	Limit	Margin	Detector	Comment
		MHz	dBuV	dB	dBuV/m	dBuV/m	dB		

Orthogonal Axis :	X
Test Mode :	UNII-2C/ TX N20 Mode 5520MHz

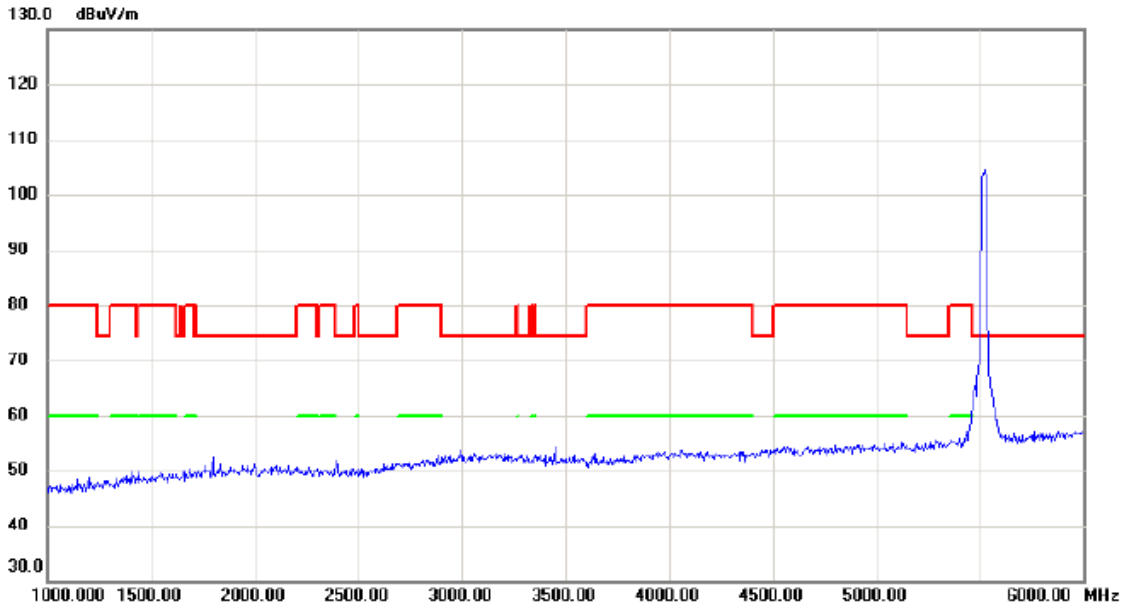
Horizontal



No.	Mk.	Freq. MHz	Reading Level dBuV	Correct Factor dB	Measure- ment dBuV/m	Limit dBuV/m	Margin dB	Detector	Comment
1	X	5514.800	71.49	17.69	89.18	68.30	20.88	AVG	No Limit
2	*	5516.200	81.57	17.70	99.27	68.30	30.97	peak	No Limit

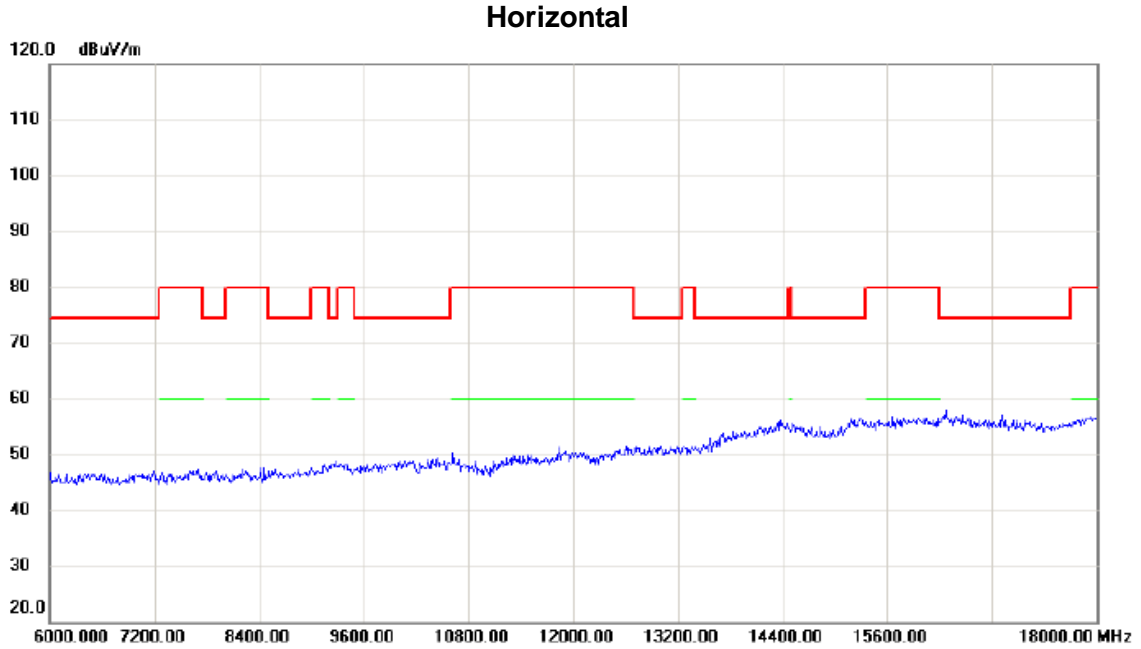
Orthogonal Axis :	X
Test Mode :	UNII-2C/ TX N20 Mode 5520MHz

Horizontal



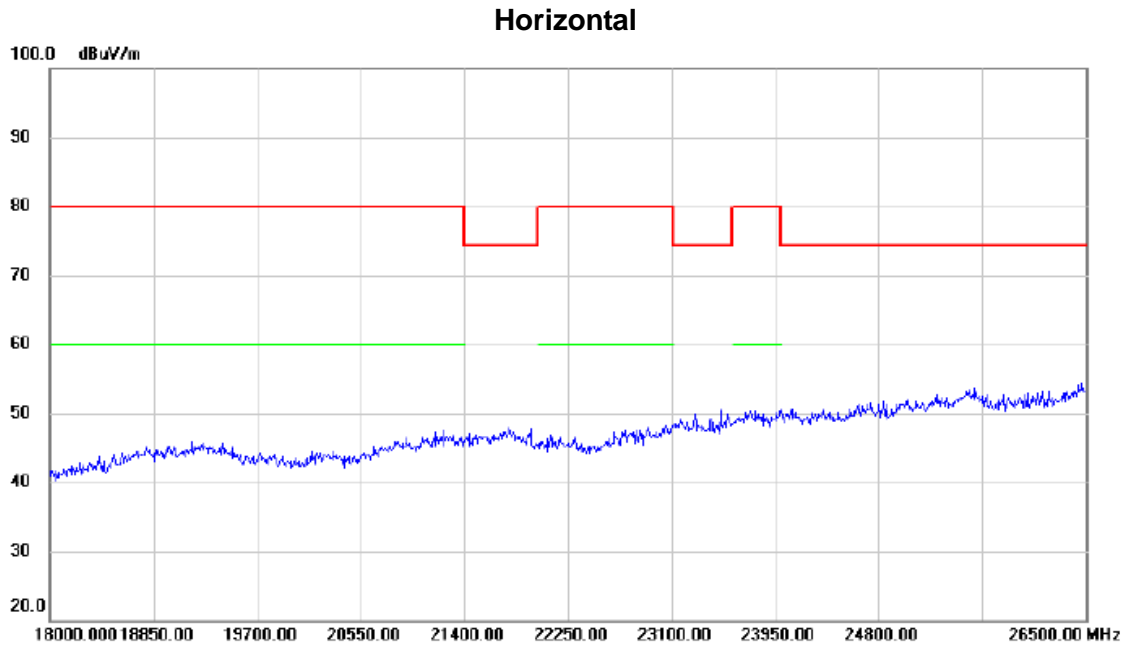
No.	Mk.	Freq.	Reading Level	Correct Factor	Measurement	Limit	Margin	Detector	Comment
		MHz	dBuV	dB	dBuV/m	dBuV/m	dB		

Orthogonal Axis :	X
Test Mode :	UNII-2C/ TX N20 Mode 5520MHz



No.	Mk.	Freq.	Reading Level	Correct Factor	Measurement	Limit	Margin	Detector	Comment
		MHz	dBuV	dB	dBuV/m	dBuV/m	dB		

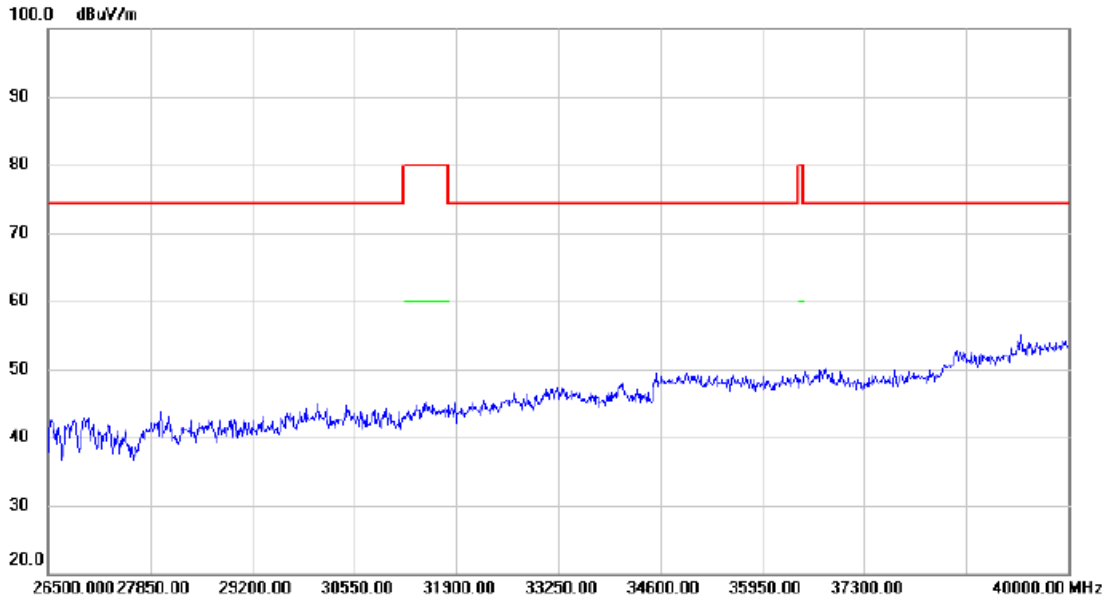
Orthogonal Axis :	X
Test Mode :	UNII-2C/ TX N20 Mode 5520MHz



No.	Mk.	Freq.	Reading Level	Correct Factor	Measurement	Limit	Margin	Detector	Comment
		MHz	dBuV	dB	dBuV/m	dBuV/m	dB		
		18000.000	42		42	80	38		
		18850.00	44		44	80	36		
		19700.00	43		43	80	37		
		20550.00	44		44	80	36		
		21400.00	45		45	75	30		
		22250.00	46		46	80	34		
		23100.00	47		47	75	28		
		23950.00	48		48	80	32		
		24800.00	49		49	75	26		
		26500.00	53		53	75	22		

Orthogonal Axis :	X
Test Mode :	UNII-2C/ TX N20 Mode 5520MHz

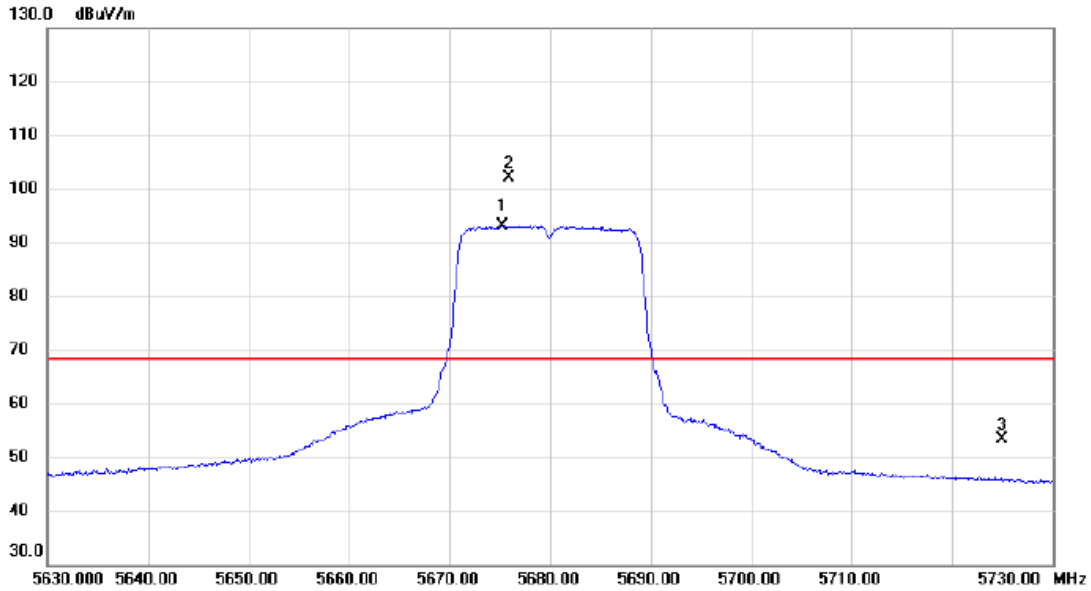
Horizontal



No.	Mk.	Freq.	Reading Level	Correct Factor	Measurement	Limit	Margin	Detector	Comment
		MHz	dBuV	dB	dBuV/m	dBuV/m	dB		
		31900.00	60		60	75	15		
		35950.00	60		60	75	15		

Orthogonal Axis :	X
Test Mode :	UNII-2C/ TX N20 Mode 5680MHz

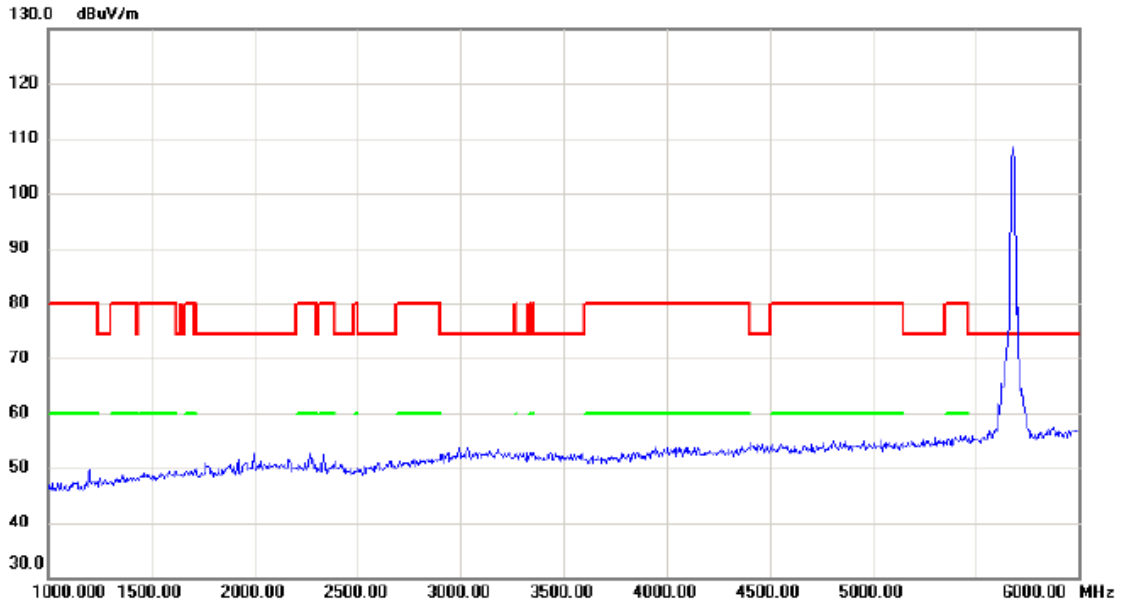
Vertical



No.	Mk.	Freq. MHz	Reading Level dBuV	Correct Factor dB	Measure- ment dBuV/m	Limit dBuV/m	Margin dB	Detector	Comment
1	X	5675.300	74.82	18.26	93.08	68.30	24.78	AVG	No Limit
2	*	5675.900	83.90	18.26	102.16	68.30	33.86	peak	No Limit
3		5725.000	34.90	18.43	53.33	68.30	-14.97	peak	

Orthogonal Axis :	X
Test Mode :	UNII-2C/ TX N20 Mode 5680MHz

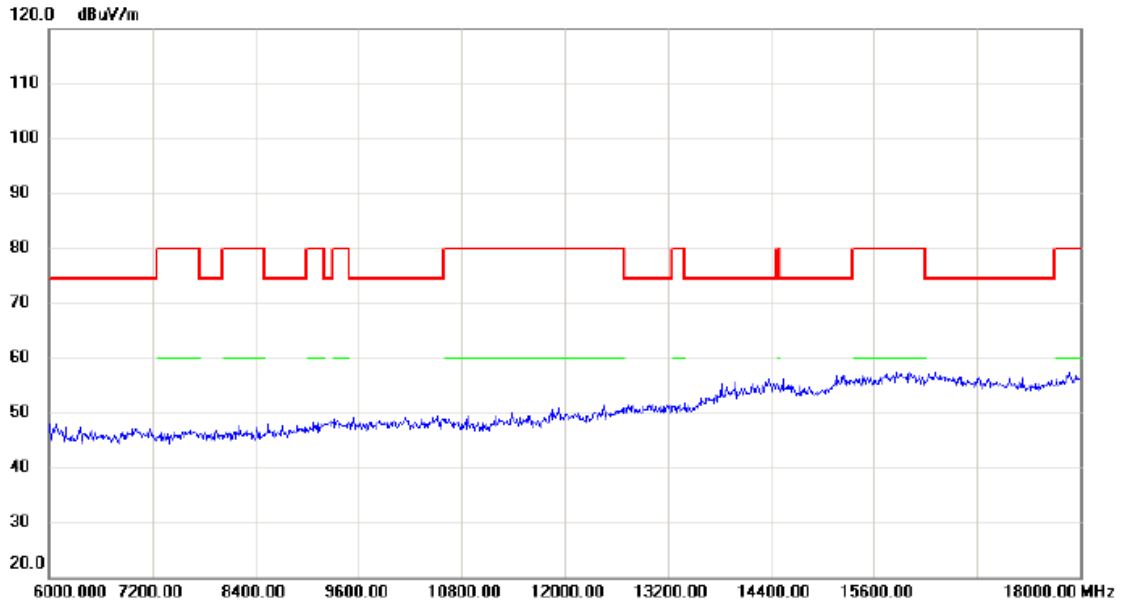
Vertical



No.	Mk.	Freq.	Reading Level	Correct Factor	Measurement	Limit	Margin	Detector	Comment
		MHz	dBuV	dB	dBuV/m	dBuV/m	dB		

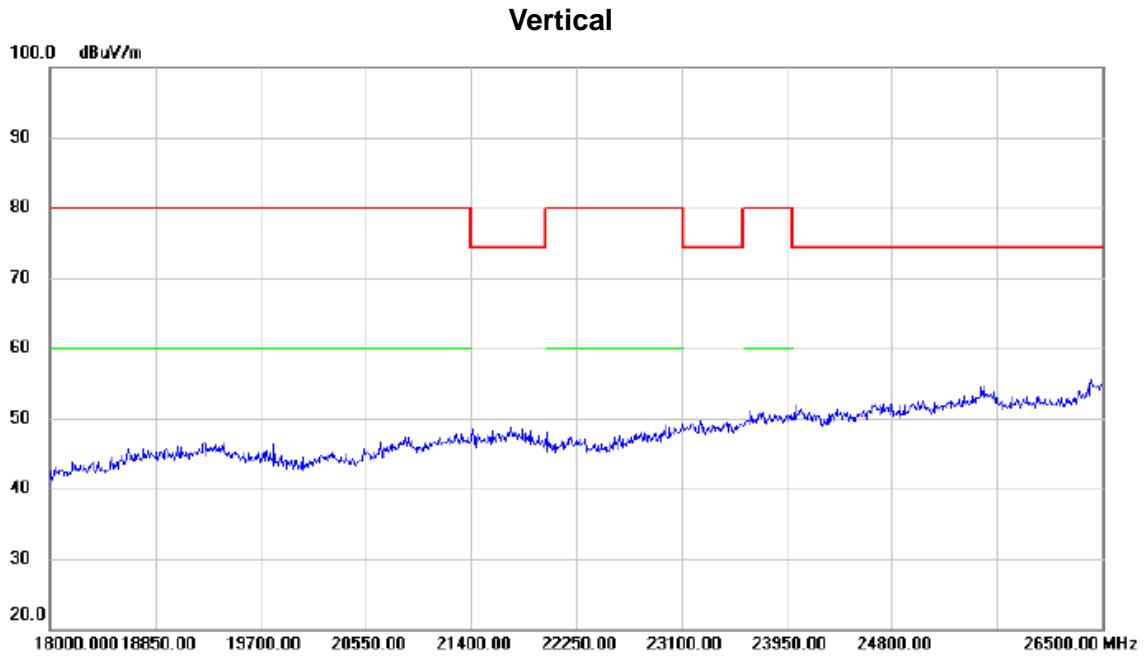
Orthogonal Axis :	X
Test Mode :	UNII-2C/ TX N20 Mode 5680MHz

Vertical



No.	Mk.	Freq.	Reading Level	Correct Factor	Measurement	Limit	Margin	Detector	Comment
		MHz	dBuV	dB	dBuV/m	dBuV/m	dB		

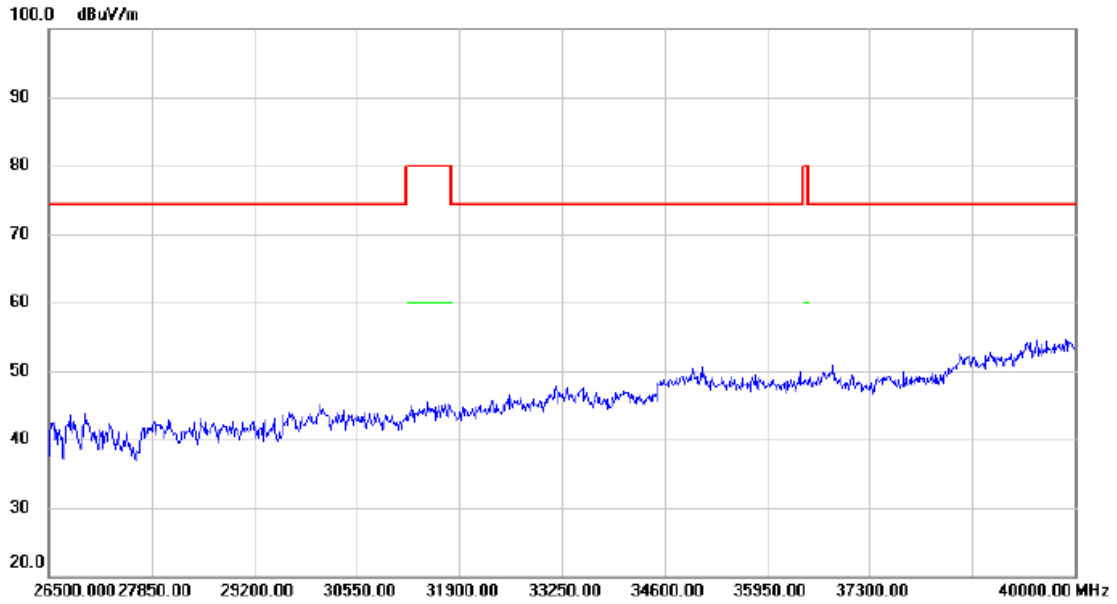
Orthogonal Axis :	X
Test Mode :	UNII-2C/ TX N20 Mode 5680MHz



No. Mk.	Freq.	Reading Level	Correct Factor	Measurement	Limit	Margin	Detector	Comment
	MHz	dBuV	dB	dBuV/m	dBuV/m	dB		

Orthogonal Axis :	X
Test Mode :	UNII-2C/ TX N20 Mode 5680MHz

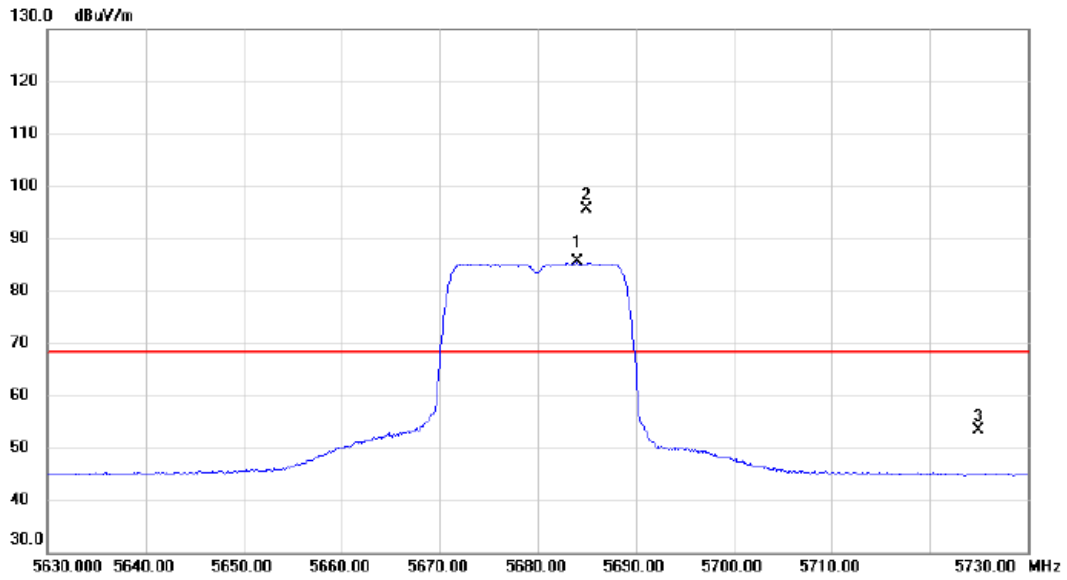
Vertical



No.	Mk.	Freq.	Reading Level	Correct Factor	Measurement	Limit	Margin	Detector	Comment
		MHz	dBuV	dB	dBuV/m	dBuV/m	dB		

Orthogonal Axis :	X
Test Mode :	UNII-2C/ TX N20 Mode 5680MHz

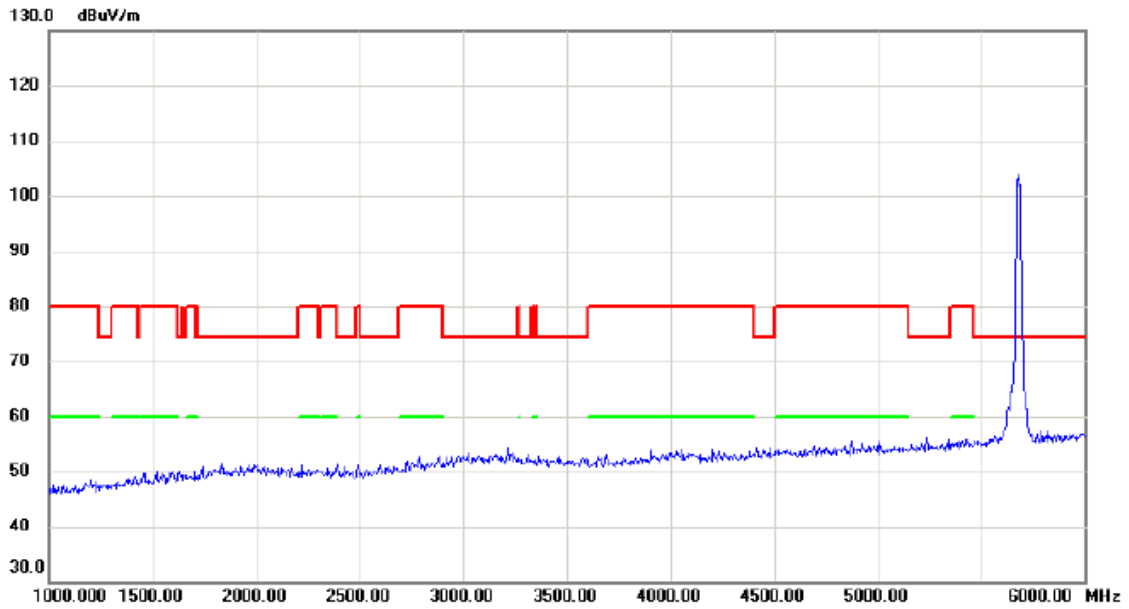
Horizontal



No.	Mk.	Freq. MHz	Reading Level dBuV	Correct Factor dB	Measure- ment dBuV/m	Limit dBuV/m	Margin dB	Detector	Comment
1	X	5684.000	67.25	18.30	85.55	68.30	17.25	AVG	No Limit
2	*	5685.000	77.36	18.30	95.66	68.30	27.36	peak	No Limit
3		5725.000	34.83	18.43	53.26	68.30	-15.04	peak	

Orthogonal Axis :	X
Test Mode :	UNII-2C/ TX N20 Mode 5680MHz

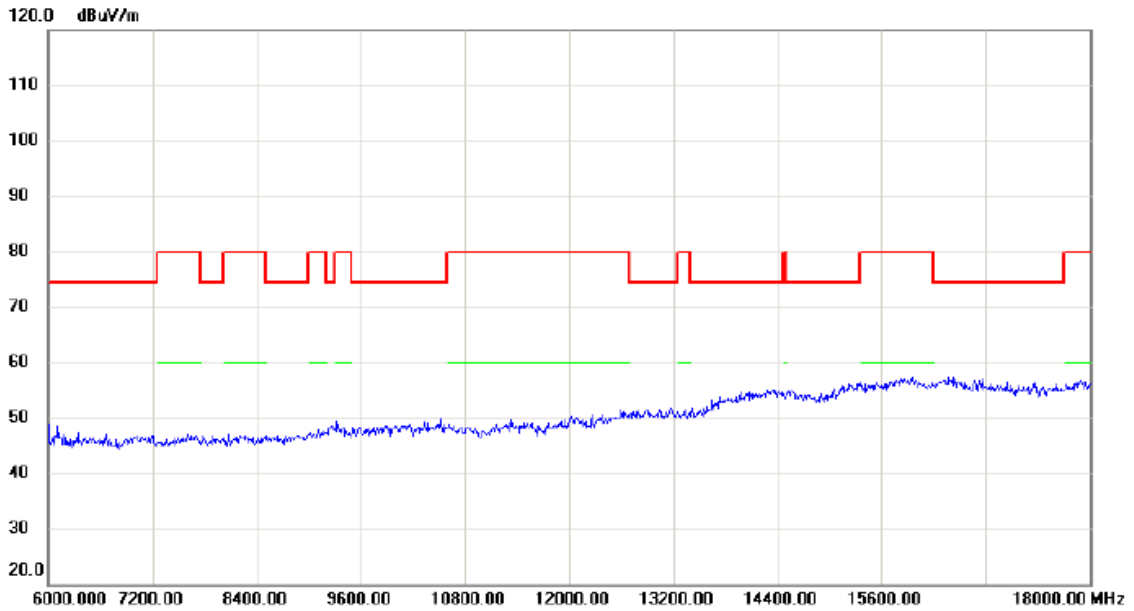
Horizontal



No.	Mk.	Freq.	Reading Level	Correct Factor	Measurement	Limit	Margin	Detector	Comment
		MHz	dBuV	dB	dBuV/m	dBuV/m	dB		

Orthogonal Axis :	X
Test Mode :	UNII-2C/ TX N20 Mode 5680MHz

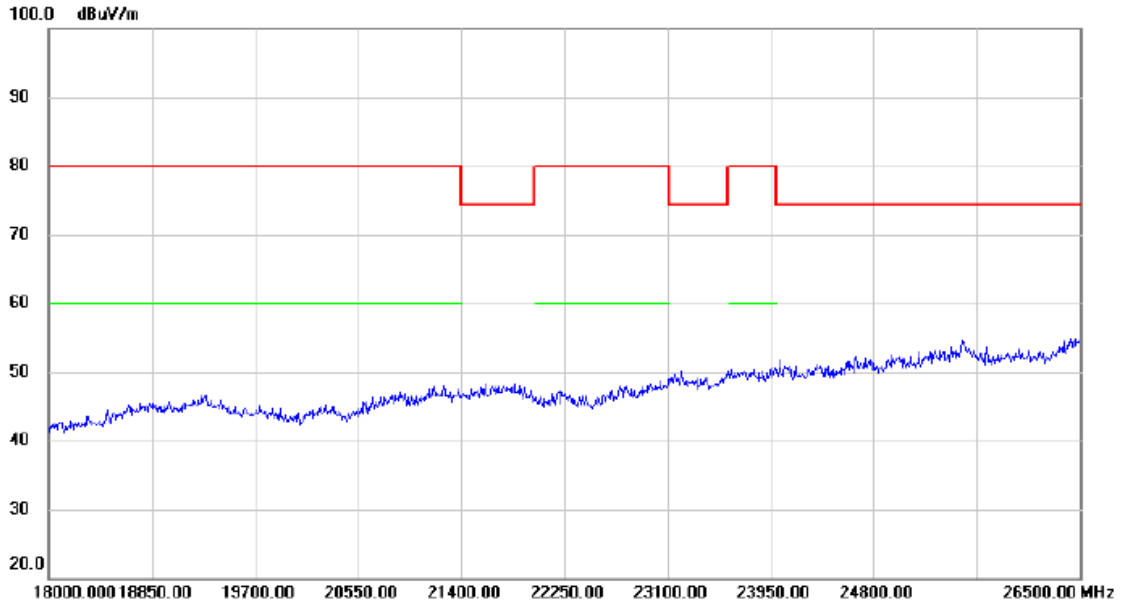
Horizontal



No.	Mk.	Freq.	Reading Level	Correct Factor	Measurement	Limit	Margin	Detector	Comment
		MHz	dBuV	dB	dBuV/m	dBuV/m	dB		

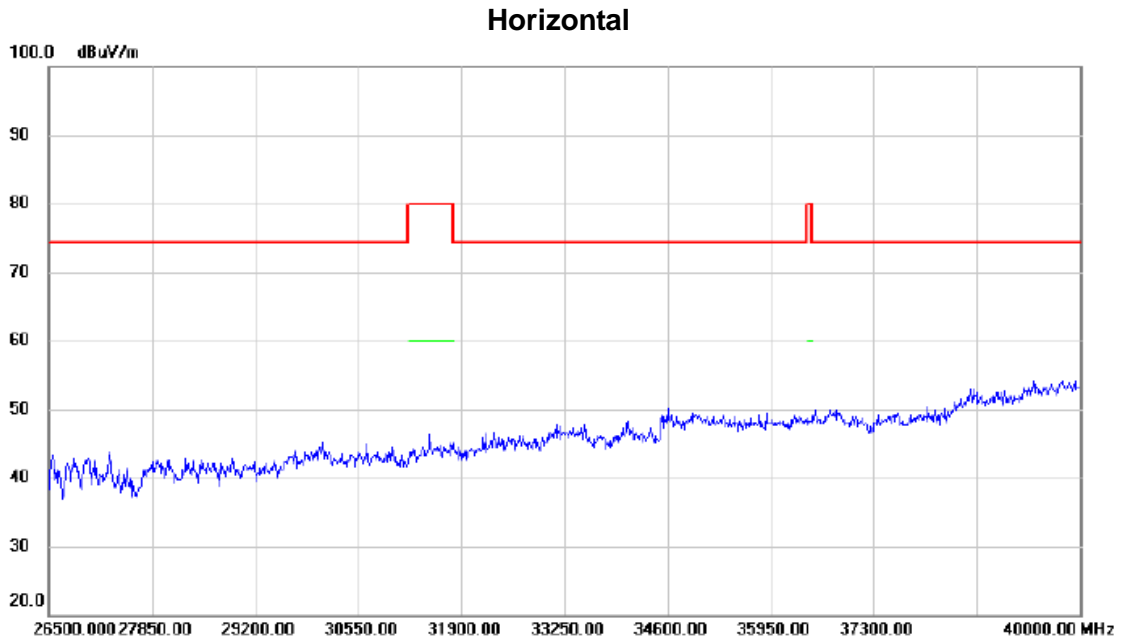
Orthogonal Axis :	X
Test Mode :	UNII-2C/ TX N20 Mode 5680MHz

Horizontal



No. Mk.	Freq. MHz	Reading Level dBuV	Correct Factor dB	Measure- ment dBuV/m	Limit dBuV/m	Margin dB	Detector	Comment
---------	--------------	--------------------------	-------------------------	----------------------------	-----------------	--------------	----------	---------

Orthogonal Axis :	X
Test Mode :	UNII-2C/ TX N20 Mode 5680MHz

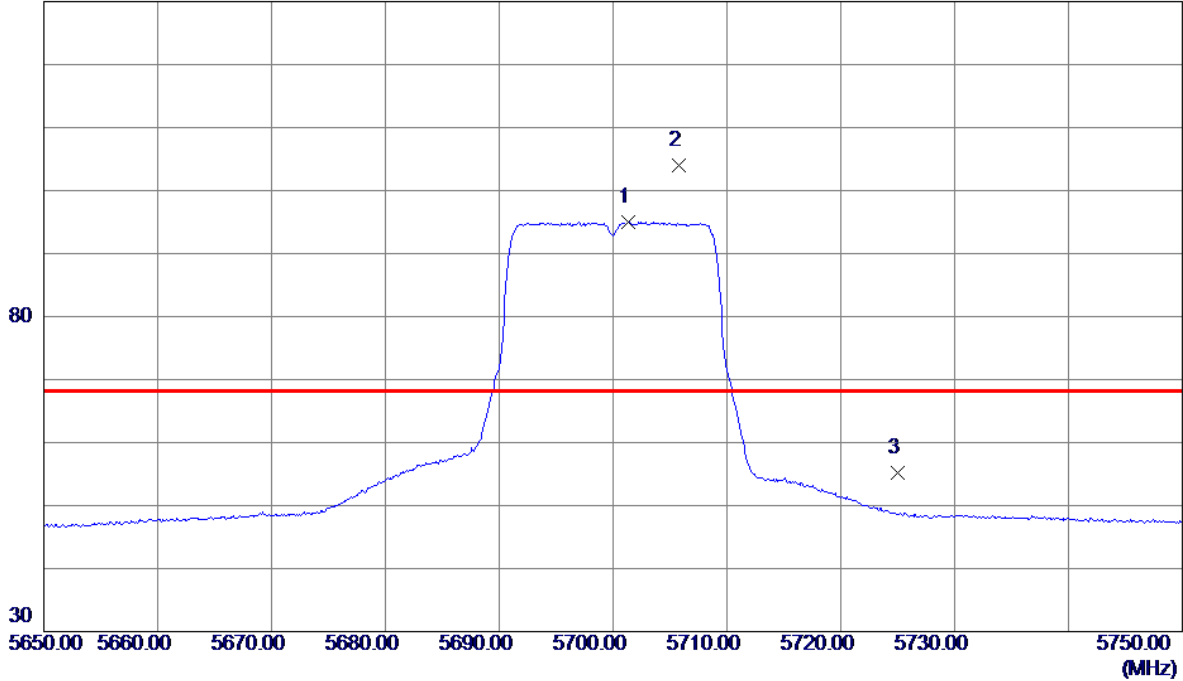


No.	Mk.	Freq.	Reading Level	Correct Factor	Measurement	Limit	Margin	Detector	Comment
		MHz	dBuV	dB	dBuV/m	dBuV/m	dB		

Orthogonal Axis :	X
Test Mode :	UNII-2C/ TX N20 Mode 5700MHz

Vertical

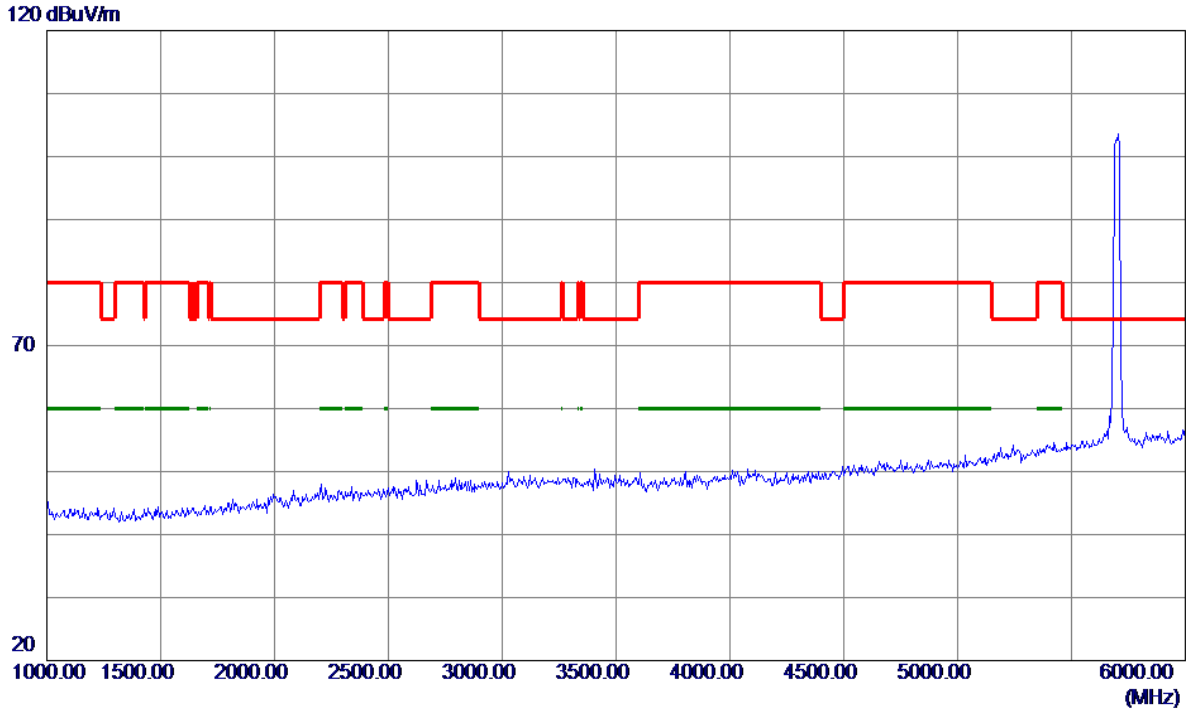
130 dBuV/m



No.	Freq. MHz	Reading Level dBuV/m	Correct Factor dB	Measure ment dBuV/m	Limit dBuV/m	Margin dB	Detector	Comment
1	5701.3000	73.93	21.10	95.03	999.00	-903.97	AVG	No Limit
2 *	5705.8000	82.90	21.12	104.02	68.30	35.72	Peak	No Limit
3	5725.0000	33.94	21.20	55.14	68.30	-13.16	Peak	

Orthogonal Axis :	X
Test Mode :	UNII-2C/ TX N20 Mode 5700MHz

Vertical

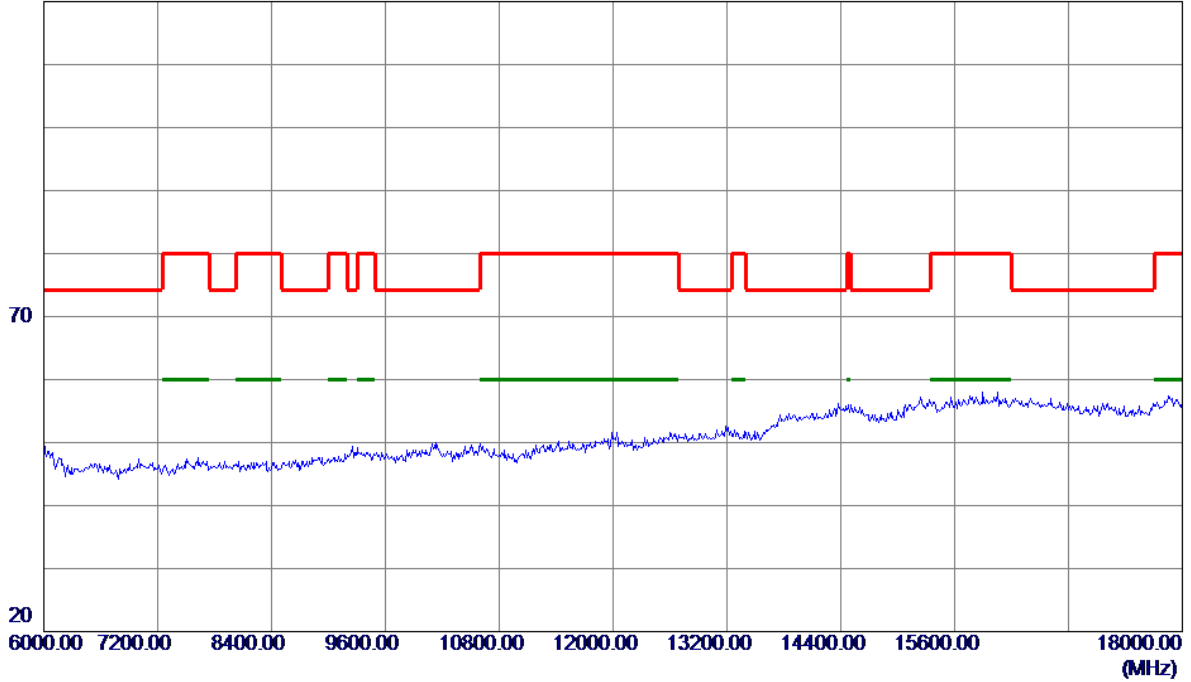


No.	Freq. MHz	Reading Level dBuV/m	Correct Factor dB	Measure ment dBuV/m	Limit dBuV/m	Margin dB	Detector	Comment
-----	--------------	----------------------------	-------------------------	---------------------------	-----------------	--------------	----------	---------

Orthogonal Axis :	X
Test Mode :	UNII-2C/ TX N20 Mode 5700MHz

Vertical

120 dBuV/m

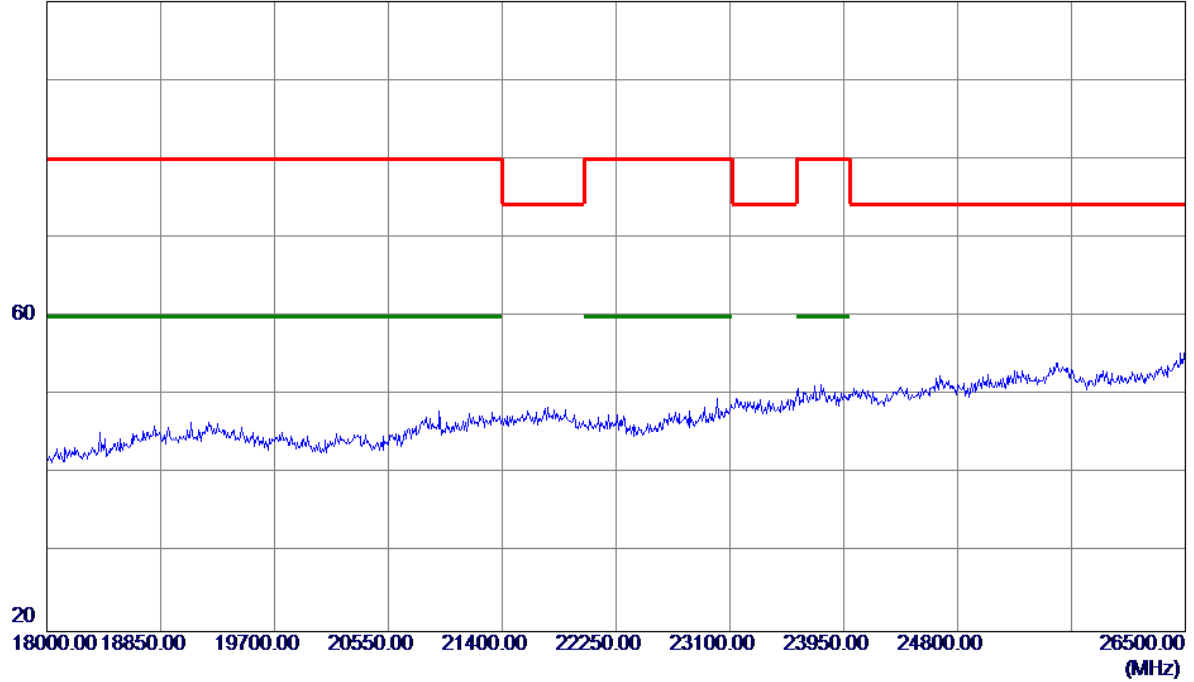


No.	Freq. MHz	Reading Level dBuV/m	Correct Factor dB	Measure ment dBuV/m	Limit dBuV/m	Margin dB	Detector	Comment
-----	--------------	----------------------------	-------------------------	---------------------------	-----------------	--------------	----------	---------

Orthogonal Axis :	X
Test Mode :	UNII-2C/ TX N20 Mode 5700MHz

Vertical

100 dBuV/m

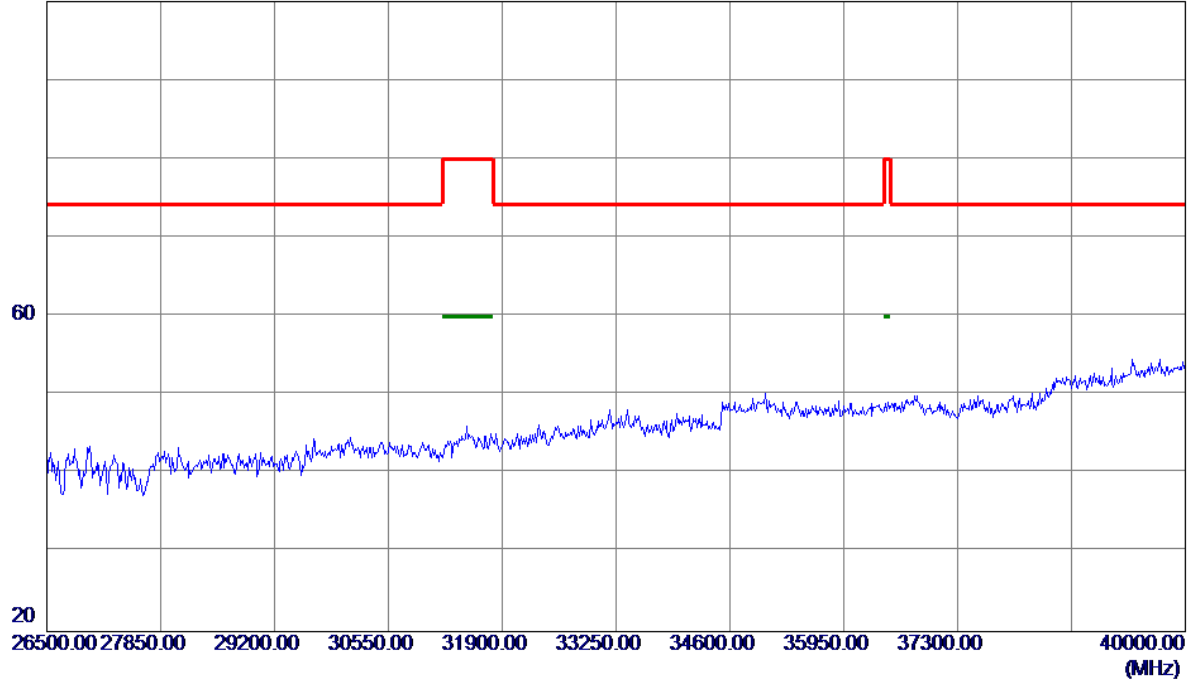


No.	Freq. MHz	Reading Level dBuV/m	Correct Factor dB	Measure ment dBuV/m	Limit dBuV/m	Margin dB	Detector	Comment
-----	--------------	----------------------------	-------------------------	---------------------------	-----------------	--------------	----------	---------

Orthogonal Axis :	X
Test Mode :	UNII-2C/ TX N20 Mode 5700MHz

Vertical

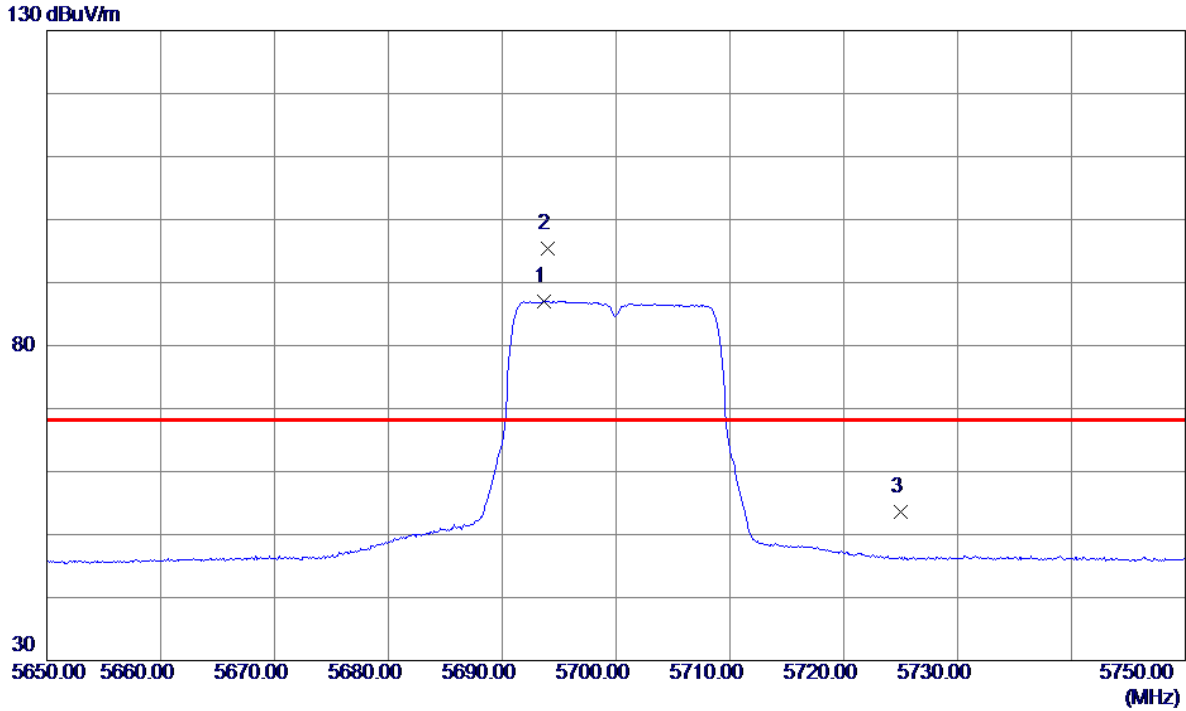
100 dBuV/m



No.	Freq. MHz	Reading Level dBuV/m	Correct Factor dB	Measure ment dBuV/m	Limit dBuV/m	Margin dB	Detector	Comment
-----	--------------	----------------------------	-------------------------	---------------------------	-----------------	--------------	----------	---------

Orthogonal Axis :	X
Test Mode :	UNII-2C/ TX N20 Mode 5700MHz

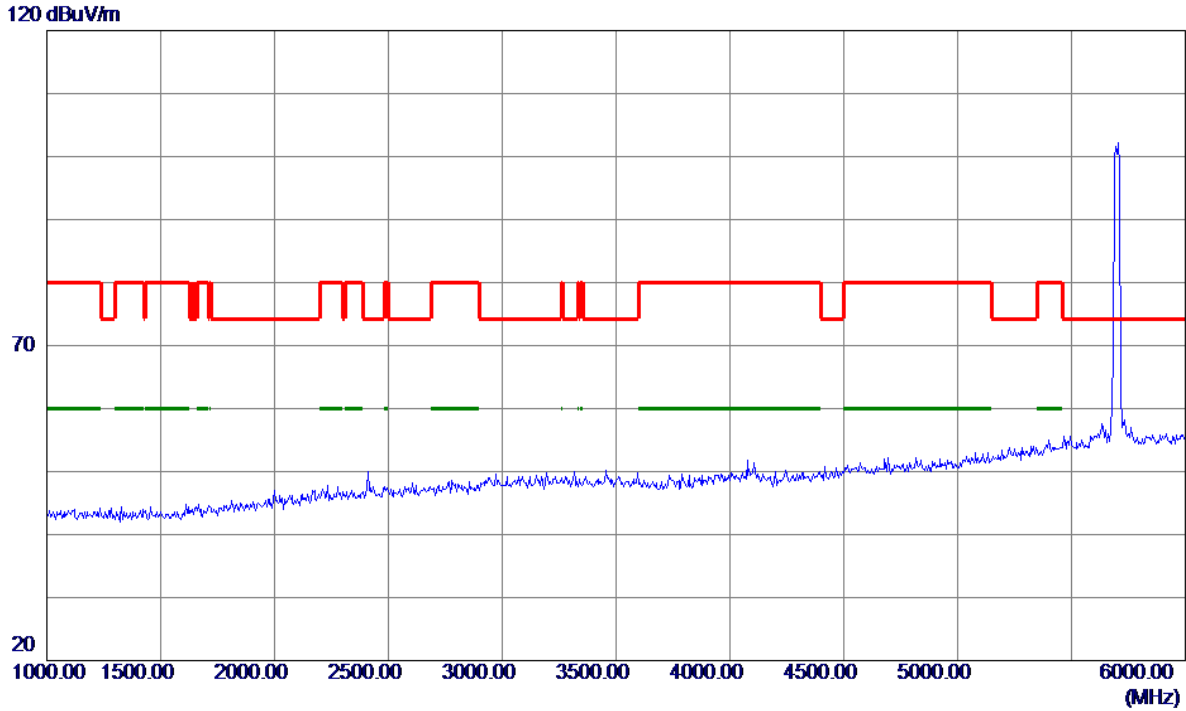
Horizontal



No.	Freq. MHz	Reading Level dBuV/m	Correct Factor dB	Measure ment dBuV/m	Limit dBuV/m	Margin dB	Detector	Comment
1	5693.7000	65.99	21.07	87.06	999.00	-911.94	AVG	No Limit
2 *	5694.0000	74.31	21.08	95.39	68.30	27.09	Peak	No Limit
3	5725.0000	32.31	21.20	53.51	68.30	-14.79	Peak	

Orthogonal Axis :	X
Test Mode :	UNII-2C/ TX N20 Mode 5700MHz

Horizontal

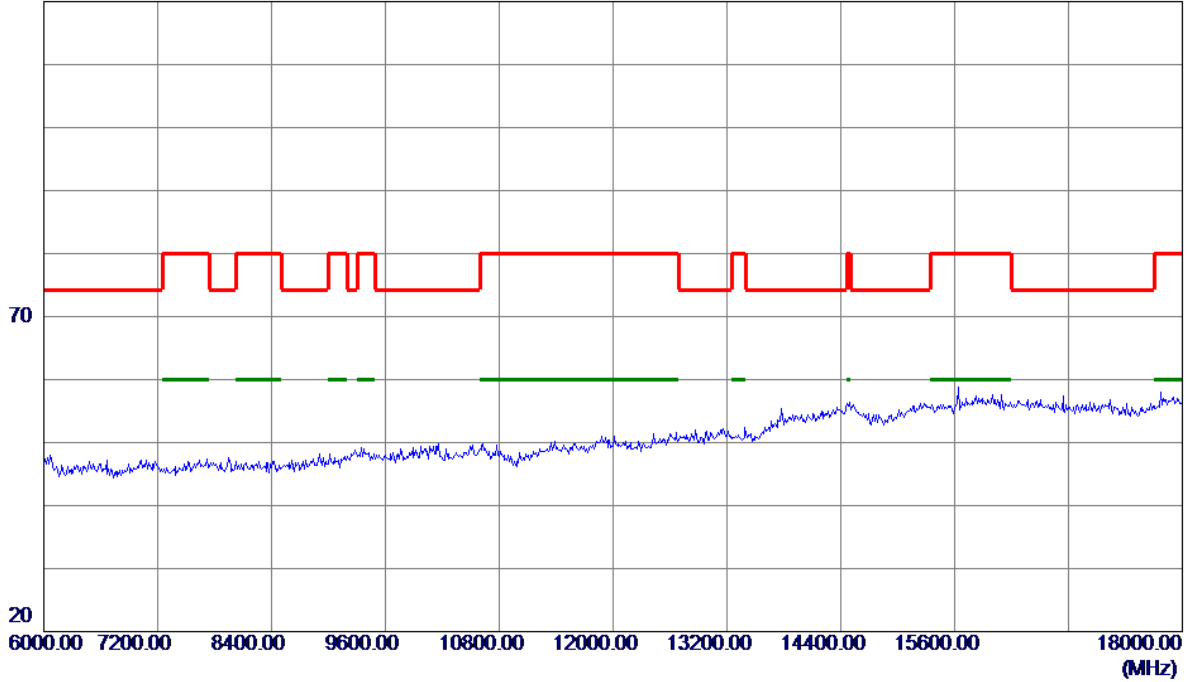


No.	Freq. MHz	Reading Level dBuV/m	Correct Factor dB	Measure ment dBuV/m	Limit dBuV/m	Margin dB	Detector	Comment
-----	--------------	----------------------------	-------------------------	---------------------------	-----------------	--------------	----------	---------

Orthogonal Axis :	X
Test Mode :	UNII-2C/ TX N20 Mode 5700MHz

Horizontal

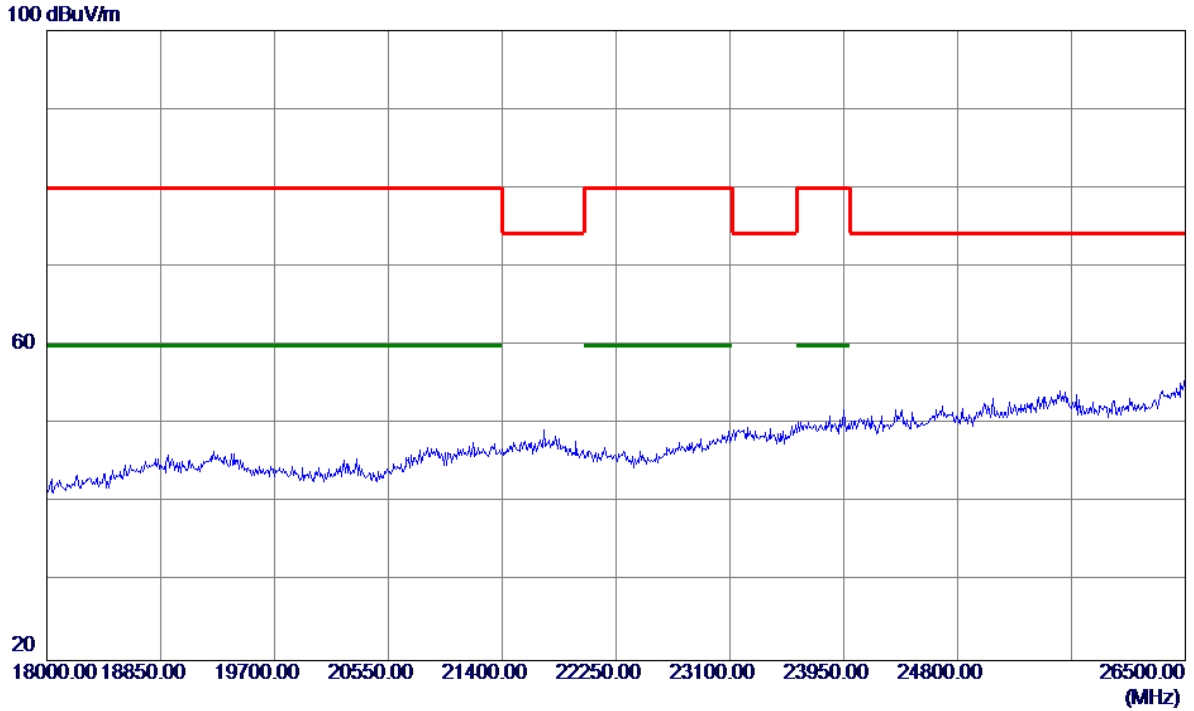
120 dBuV/m



No.	Freq. MHz	Reading Level dBuV/m	Correct Factor dB	Measure ment dBuV/m	Limit dBuV/m	Margin dB	Detector	Comment
-----	--------------	----------------------------	-------------------------	---------------------------	-----------------	--------------	----------	---------

Orthogonal Axis :	X
Test Mode :	UNII-2C/ TX N20 Mode 5700MHz

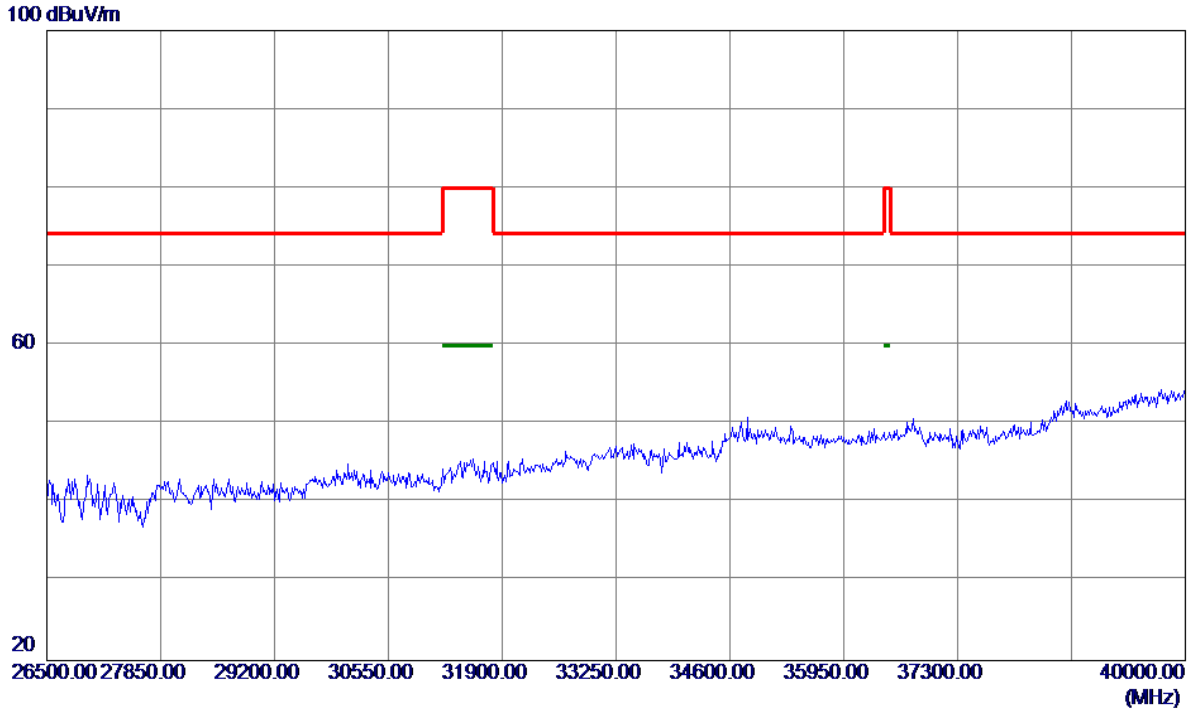
Horizontal



No.	Freq. MHz	Reading Level dBuV/m	Correct Factor dB	Measure ment dBuV/m	Limit dBuV/m	Margin dB	Detector	Comment
-----	--------------	----------------------------	-------------------------	---------------------------	-----------------	--------------	----------	---------

Orthogonal Axis :	X
Test Mode :	UNII-2C/ TX N20 Mode 5700MHz

Horizontal

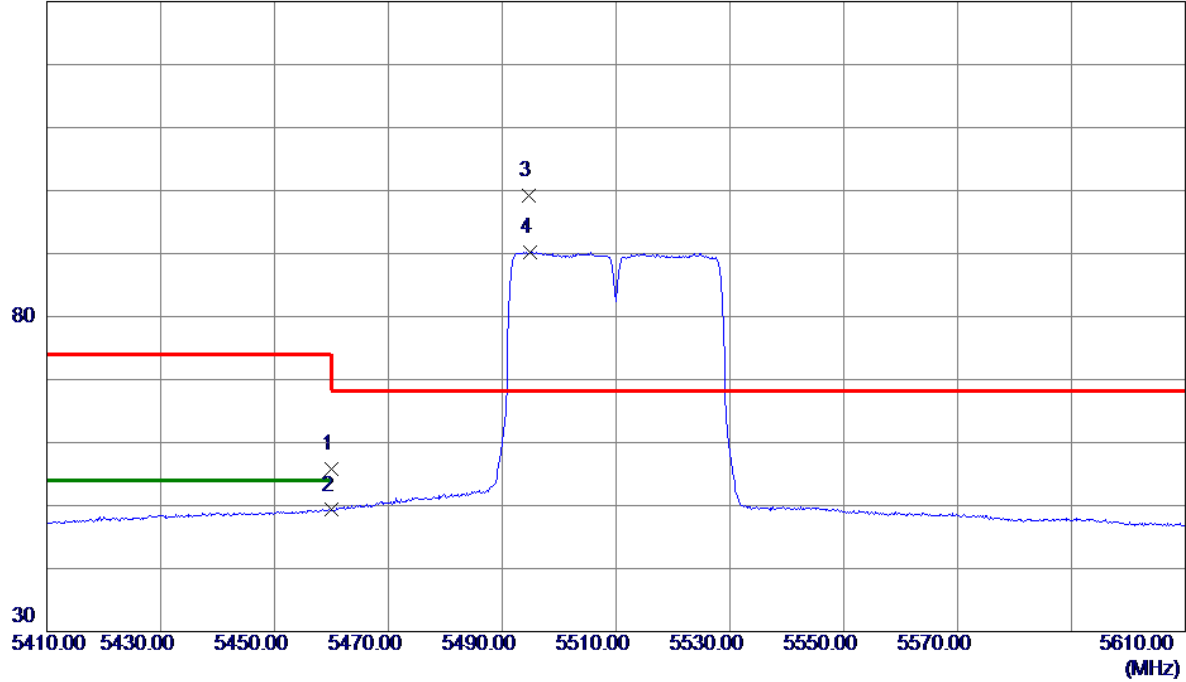


No.	Freq. MHz	Reading Level dBuV/m	Correct Factor dB	Measure ment dBuV/m	Limit dBuV/m	Margin dB	Detector	Comment
-----	--------------	----------------------------	-------------------------	---------------------------	-----------------	--------------	----------	---------

Orthogonal Axis :	X
Test Mode :	UNII-2C/ TX N40 Mode 5510MHz

Vertical

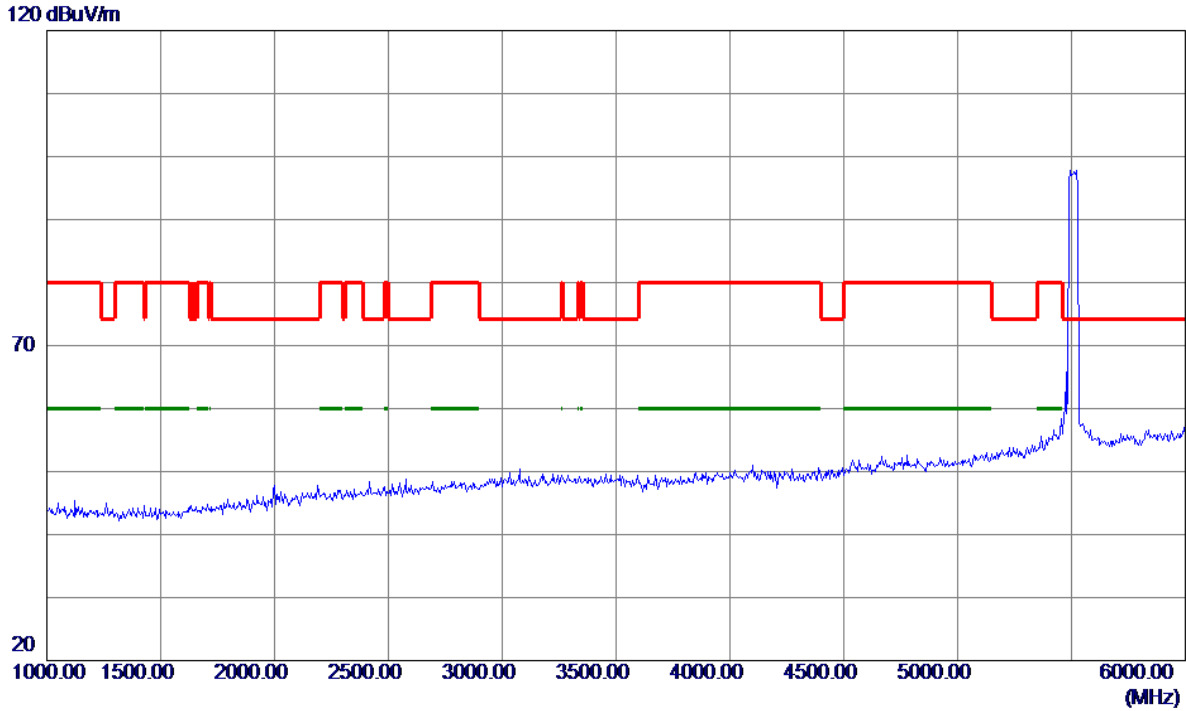
130 dBuV/m



No.	Freq. MHz	Reading Level dBuV/m	Correct Factor dB	Measure ment dBuV/m	Limit dBuV/m	Margin dB	Detector	Comment
1	5460.0000	35.78	20.06	55.84	74.00	-18.16	Peak	
2	5460.0000	29.24	20.06	49.30	54.00	-4.70	AVG	
3 *	5494.6000	78.85	20.27	99.12	68.30	30.82	Peak	No Limit
4	5494.8000	69.97	20.27	90.24	999.00	-908.76	AVG	No Limit

Orthogonal Axis :	X
Test Mode :	UNII-2C/ TX N40 Mode 5510MHz

Vertical

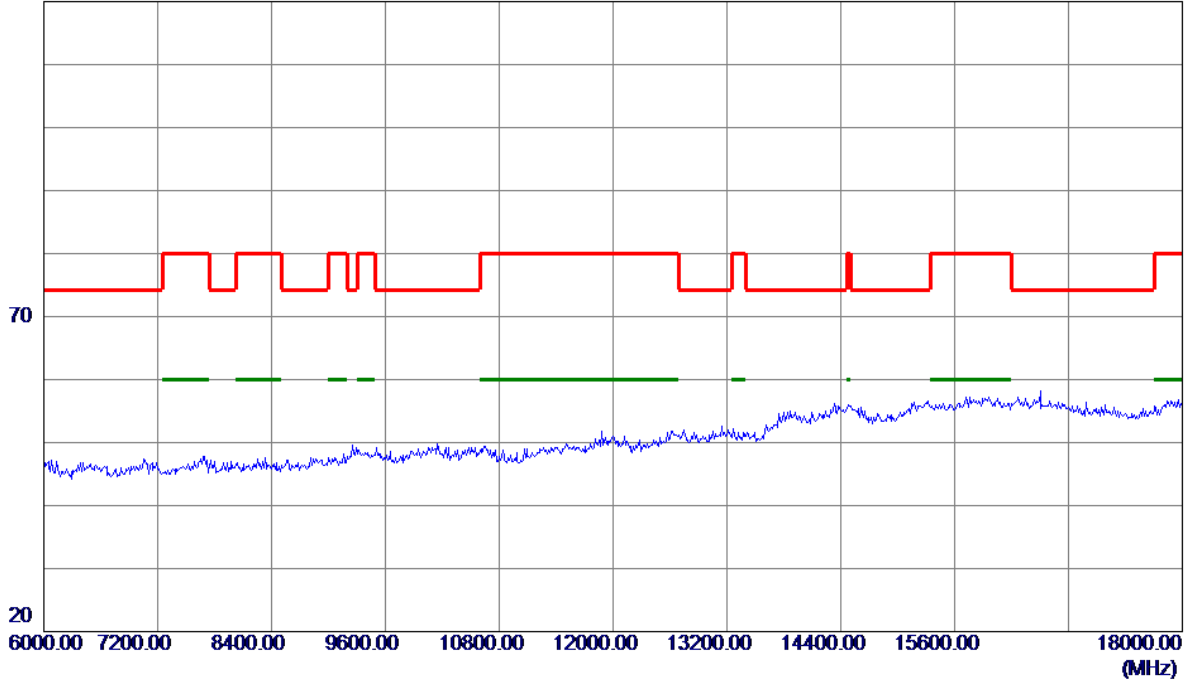


No.	Freq. MHz	Reading Level dBuV/m	Correct Factor dB	Measure ment dBuV/m	Limit dBuV/m	Margin dB	Detector	Comment
-----	--------------	----------------------------	-------------------------	---------------------------	-----------------	--------------	----------	---------

Orthogonal Axis :	X
Test Mode :	UNII-2C/ TX N40 Mode 5510MHz

Vertical

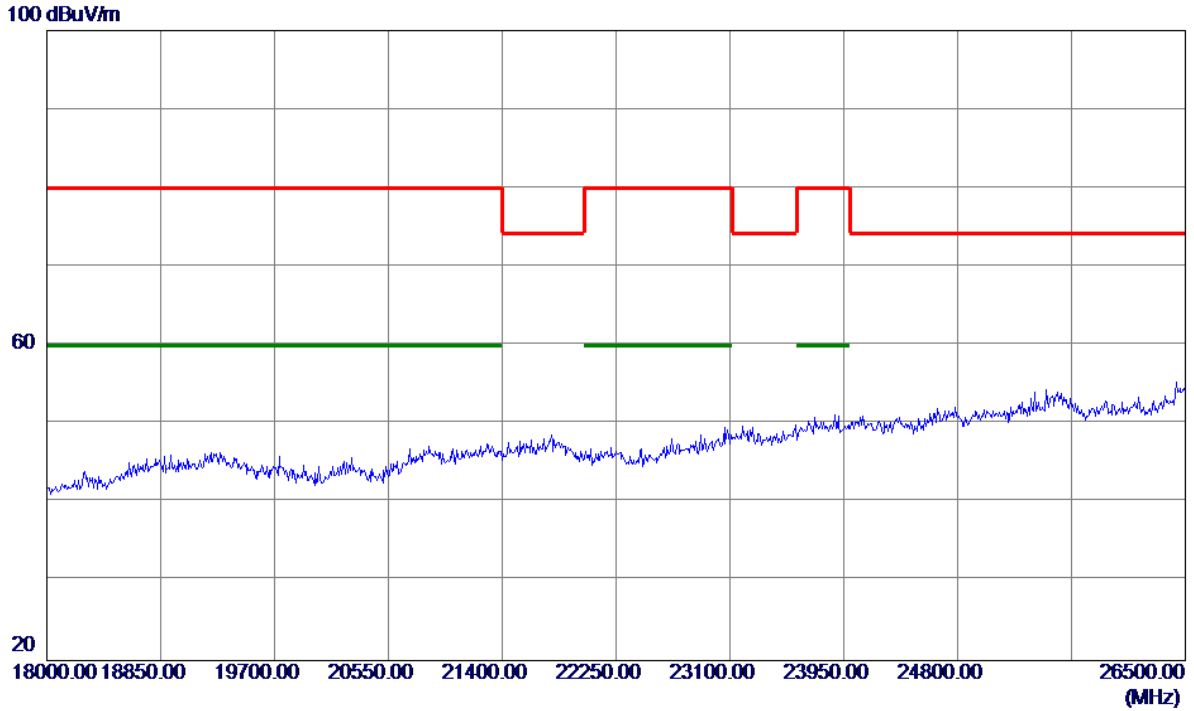
120 dBuV/m



No.	Freq. MHz	Reading Level dBuV/m	Correct Factor dB	Measure ment dBuV/m	Limit dBuV/m	Margin dB	Detector	Comment
-----	--------------	----------------------------	-------------------------	---------------------------	-----------------	--------------	----------	---------

Orthogonal Axis :	X
Test Mode :	UNII-2C/ TX N40 Mode 5510MHz

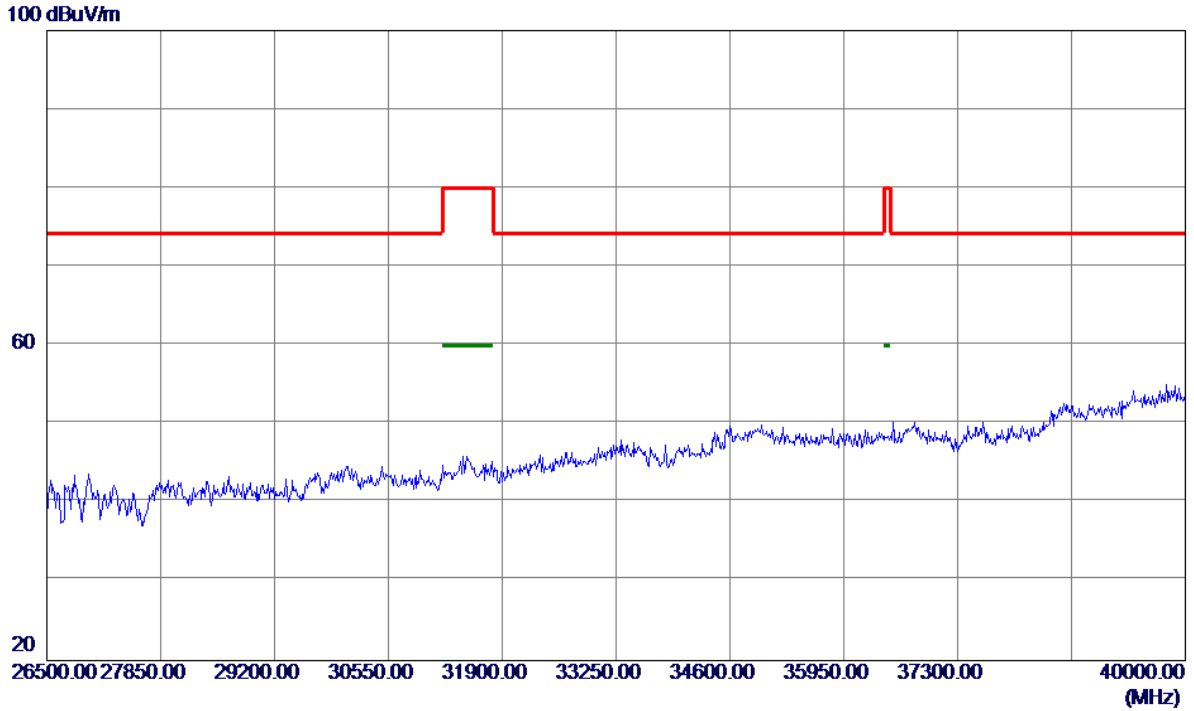
Vertical



No.	Freq. MHz	Reading Level dBuV/m	Correct Factor dB	Measure ment dBuV/m	Limit dBuV/m	Margin dB	Detector	Comment
-----	--------------	----------------------------	-------------------------	---------------------------	-----------------	--------------	----------	---------

Orthogonal Axis :	X
Test Mode :	UNII-2C/ TX N40 Mode 5510MHz

Vertical

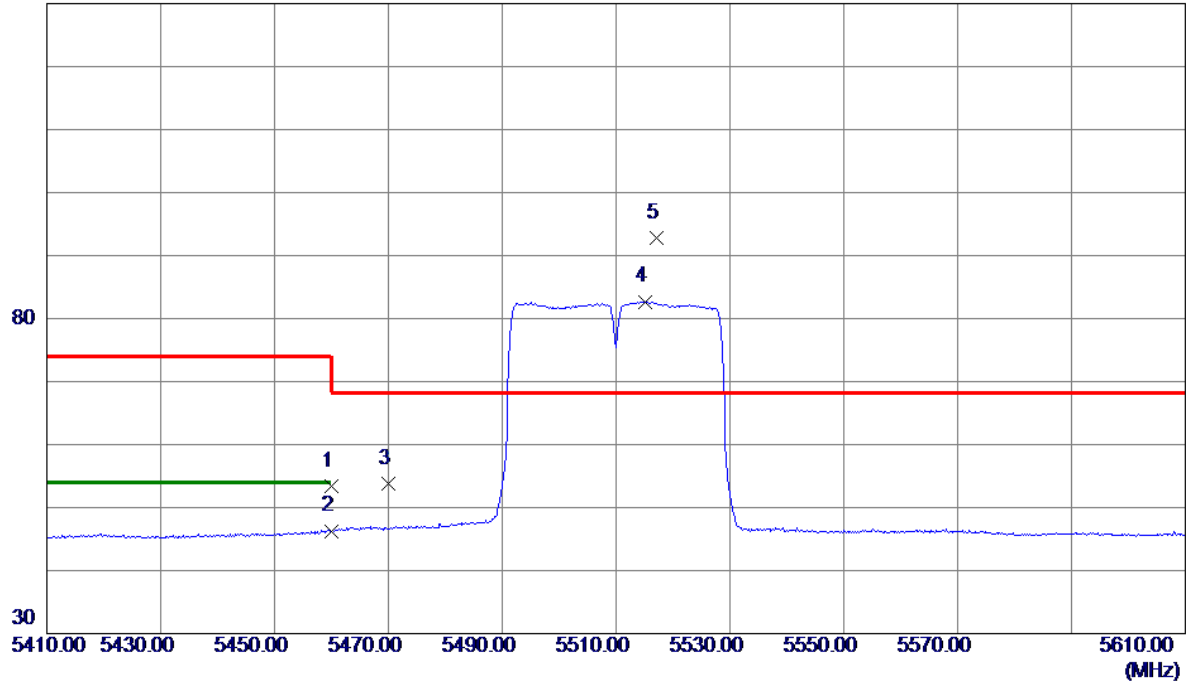


No.	Freq. MHz	Reading Level dBuV/m	Correct Factor dB	Measure ment dBuV/m	Limit dBuV/m	Margin dB	Detector	Comment
-----	--------------	----------------------------	-------------------------	---------------------------	-----------------	--------------	----------	---------

Orthogonal Axis :	X
Test Mode :	UNII-2C/ TX N40 Mode 5510MHz

Horizontal

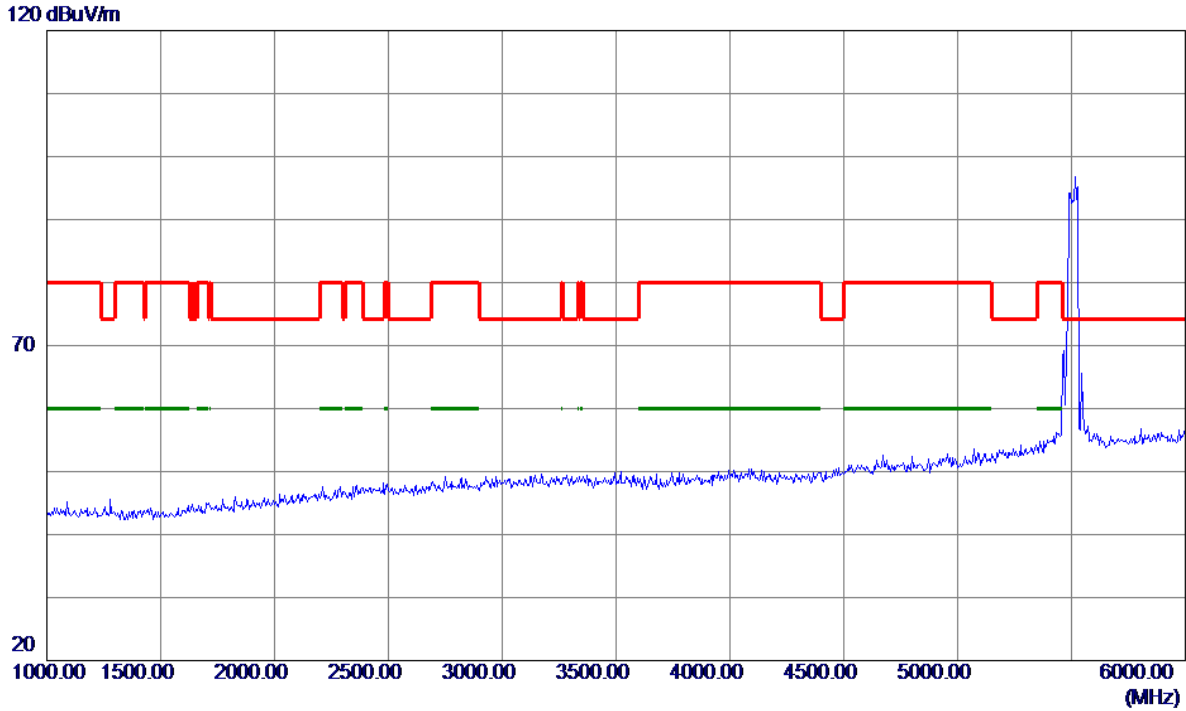
130 dBuV/m



No.	Freq. MHz	Reading Level dBuV/m	Correct Factor dB	Measure ment dBuV/m	Limit dBuV/m	Margin dB	Detector	Comment
1	5460.0000	33.36	20.06	53.42	74.00	-20.58	Peak	
2	5460.0000	26.24	20.06	46.30	54.00	-7.70	AVG	
3	5470.0000	33.74	20.12	53.86	68.30	-14.44	Peak	
4	5515.2000	62.33	20.37	82.70	999.00	-916.30	AVG	No Limit
5 *	5517.2000	72.46	20.37	92.83	68.30	24.53	Peak	No Limit

Orthogonal Axis :	X
Test Mode :	UNII-2C/ TX N40 Mode 5510MHz

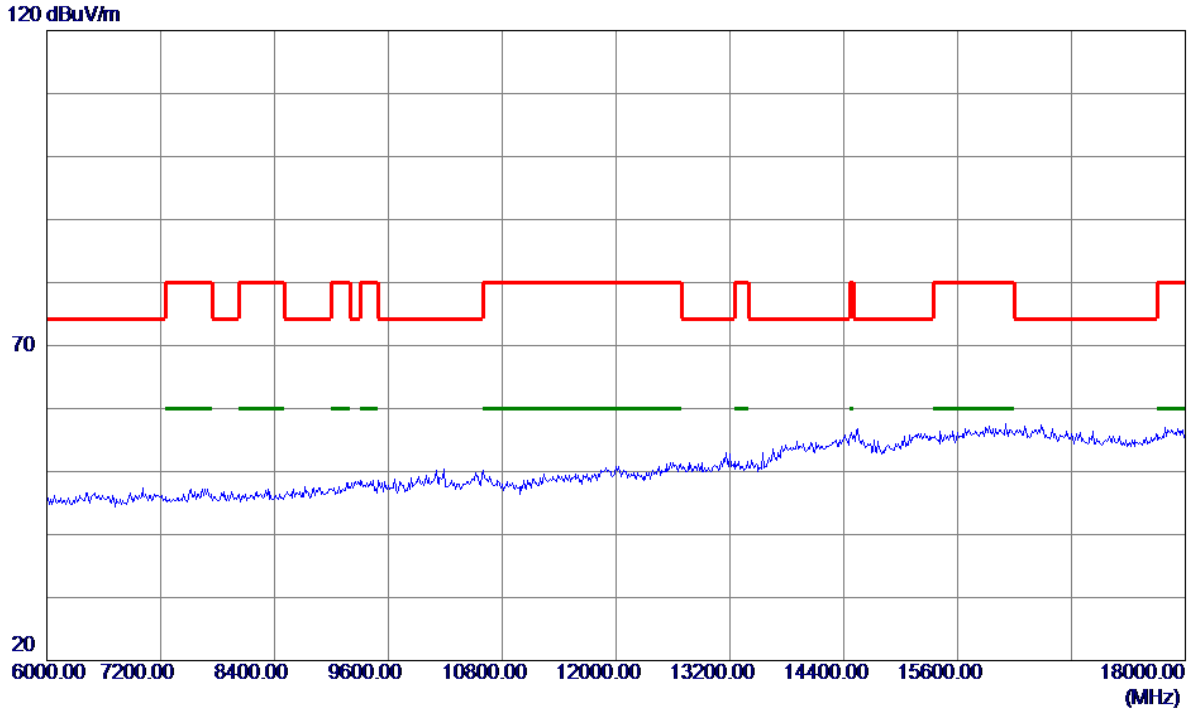
Horizontal



No.	Freq. MHz	Reading Level dBuV/m	Correct Factor dB	Measure ment dBuV/m	Limit dBuV/m	Margin dB	Detector	Comment
-----	--------------	----------------------------	-------------------------	---------------------------	-----------------	--------------	----------	---------

Orthogonal Axis :	X
Test Mode :	UNII-2C/ TX N40 Mode 5510MHz

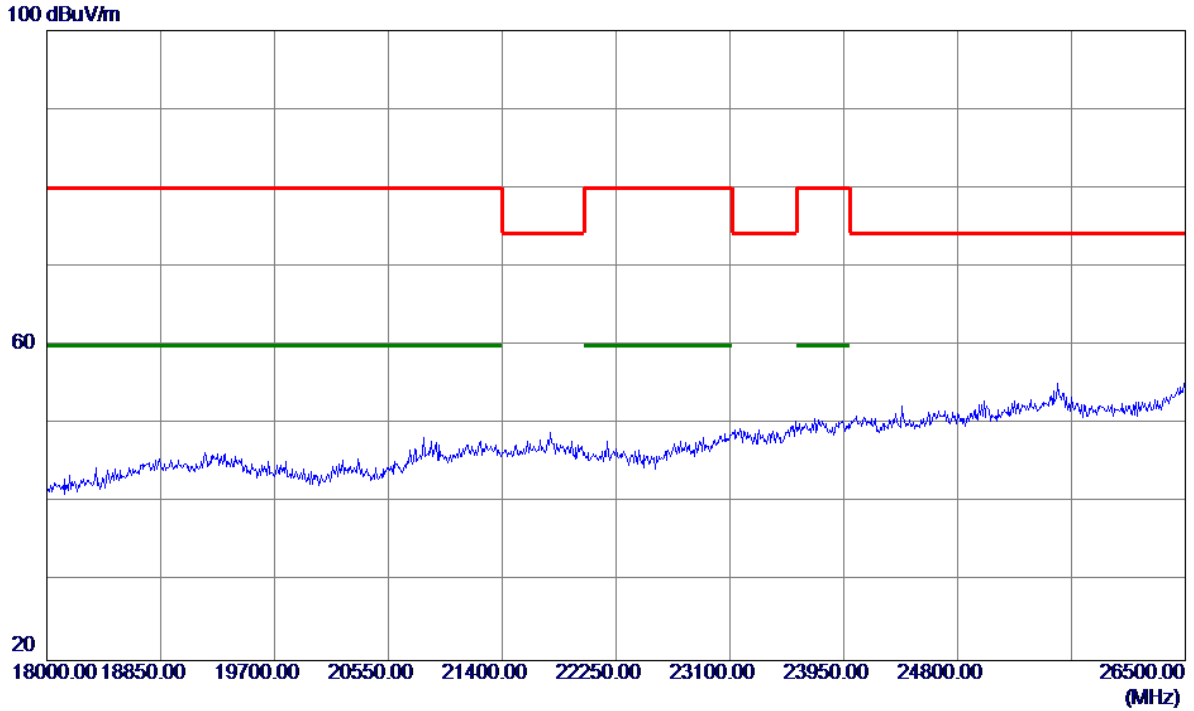
Horizontal



No.	Freq. MHz	Reading Level dBuV/m	Correct Factor dB	Measure ment dBuV/m	Limit dBuV/m	Margin dB	Detector	Comment
-----	--------------	----------------------------	-------------------------	---------------------------	-----------------	--------------	----------	---------

Orthogonal Axis :	X
Test Mode :	UNII-2C/ TX N40 Mode 5510MHz

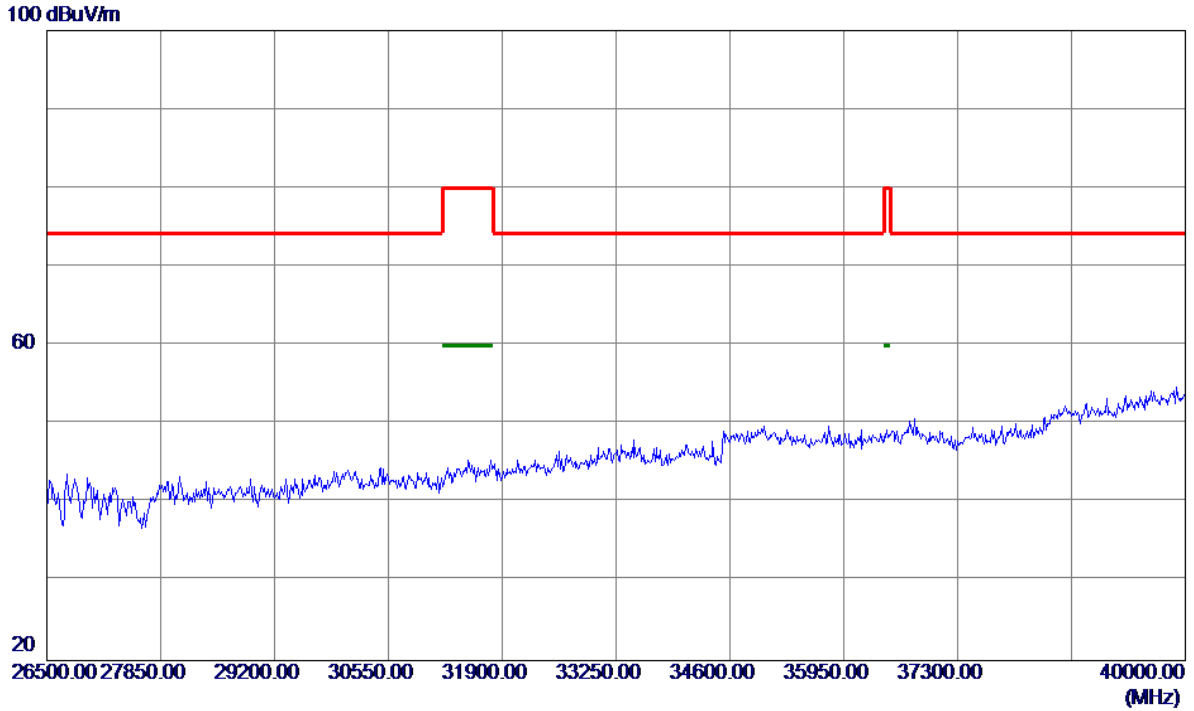
Horizontal



No.	Freq. MHz	Reading Level dBuV/m	Correct Factor dB	Measure ment dBuV/m	Limit dBuV/m	Margin dB	Detector	Comment
-----	--------------	----------------------------	-------------------------	---------------------------	-----------------	--------------	----------	---------

Orthogonal Axis :	X
Test Mode :	UNII-2C/ TX N40 Mode 5510MHz

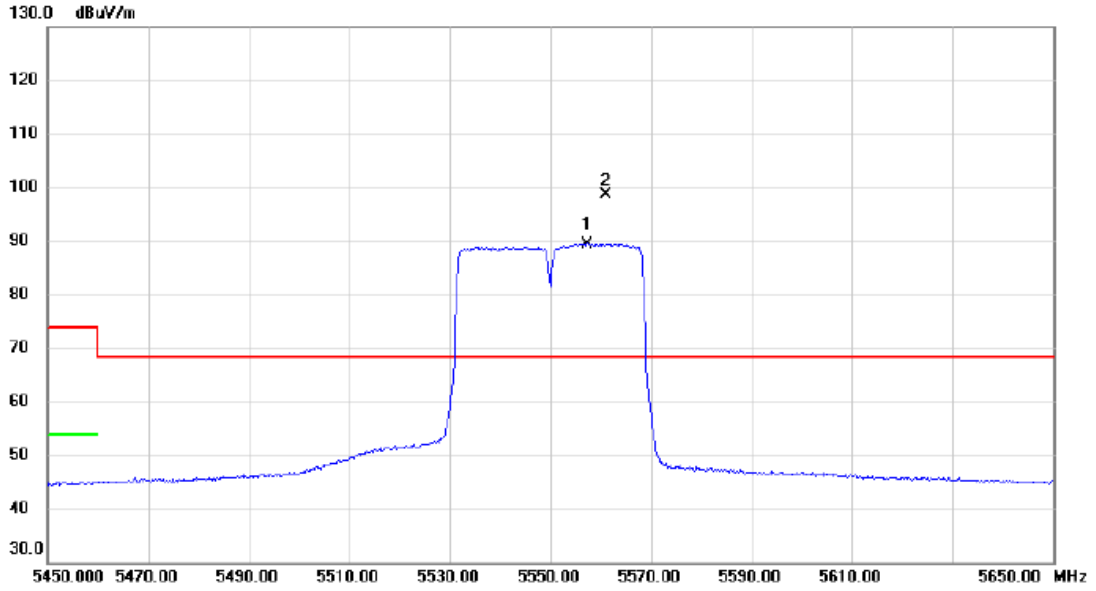
Horizontal



No.	Freq. MHz	Reading Level dBuV/m	Correct Factor dB	Measure ment dBuV/m	Limit dBuV/m	Margin dB	Detector	Comment
-----	--------------	----------------------------	-------------------------	---------------------------	-----------------	--------------	----------	---------

Orthogonal Axis :	X
Test Mode :	UNII-2C/ TX N40 Mode 5550MHz

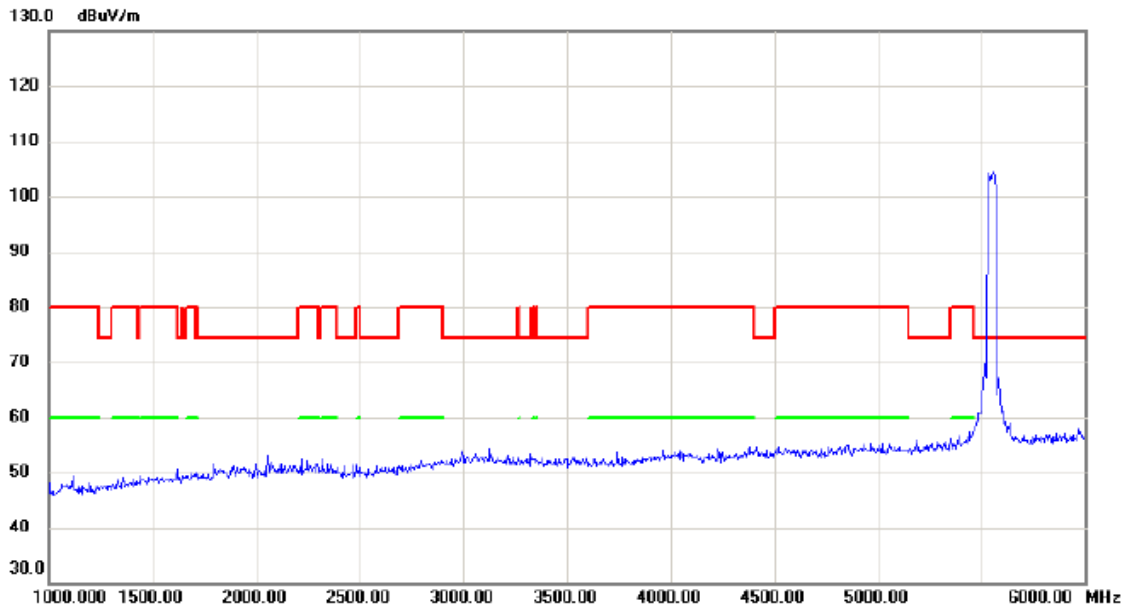
Vertical



No.	Mk.	Freq. MHz	Reading Level dBuV	Correct Factor dB	Measure- ment dBuV/m	Limit dBuV/m	Margin dB	Detector	Comment
1	X	5557.400	71.65	17.85	89.50	68.30	21.20	AVG	No Limit
2	*	5561.200	80.71	17.86	98.57	68.30	30.27	peak	No Limit

Orthogonal Axis :	X
Test Mode :	UNII-2C/ TX N40 Mode 5550MHz

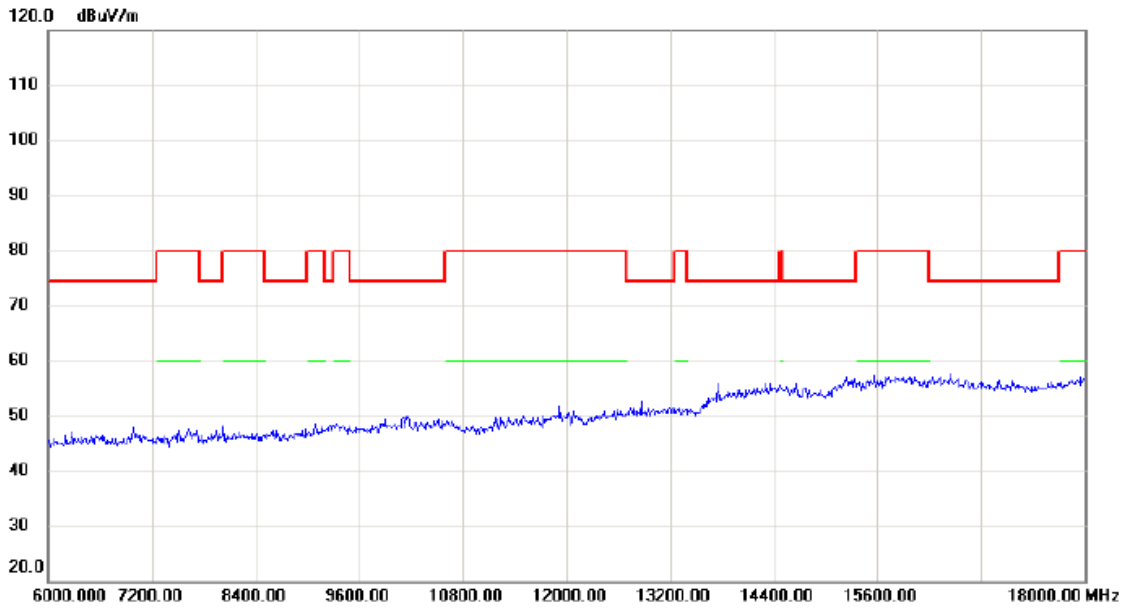
Vertical



No.	Mk.	Freq.	Reading Level	Correct Factor	Measurement	Limit	Margin	Detector	Comment
		MHz	dBuV	dB	dBuV/m	dBuV/m	dB		

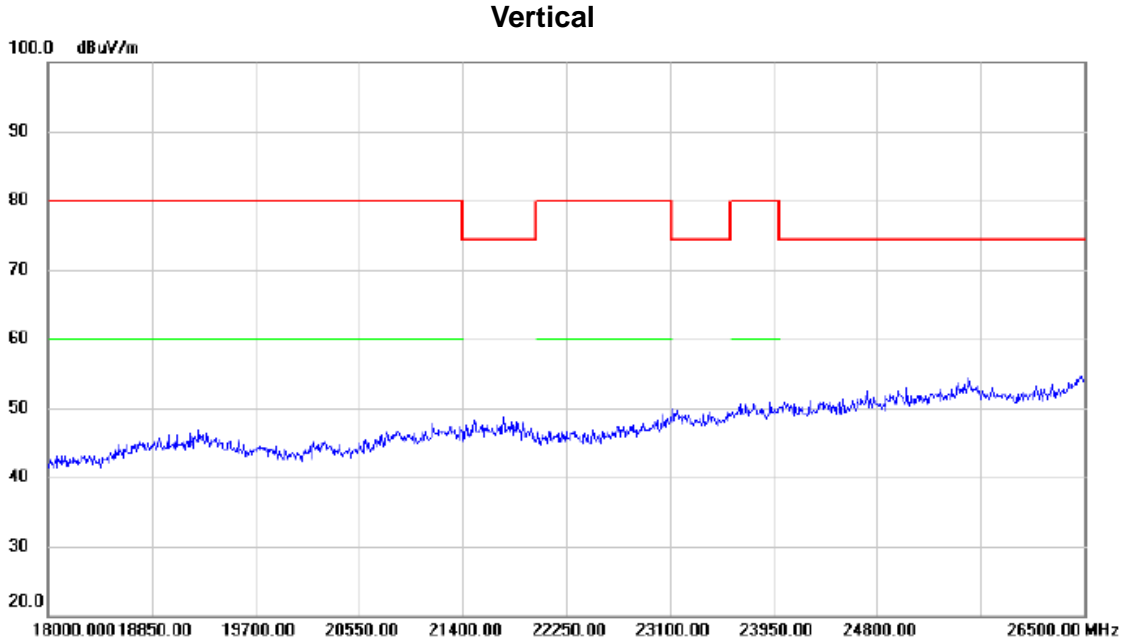
Orthogonal Axis :	X
Test Mode :	UNII-2C/ TX N40 Mode 5550MHz

Vertical



No.	Mk.	Freq.	Reading Level	Correct Factor	Measurement	Limit	Margin	Detector	Comment
		MHz	dBuV	dB	dBuV/m	dBuV/m	dB		

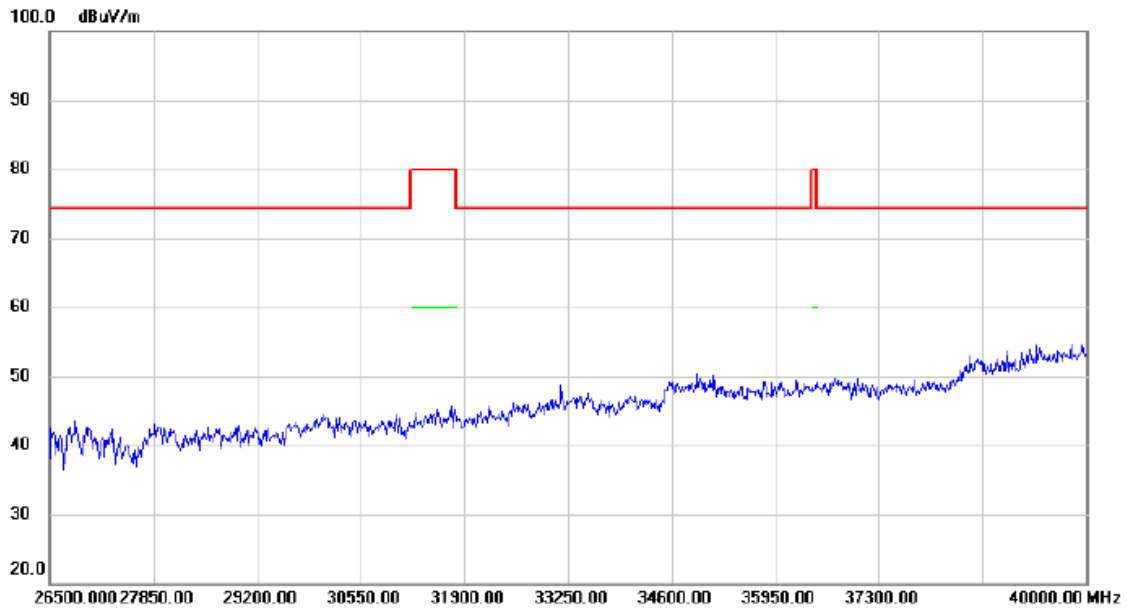
Orthogonal Axis :	X
Test Mode :	UNII-2C/ TX N40 Mode 5550MHz



No.	Mk.	Freq.	Reading Level	Correct Factor	Measurement	Limit	Margin	Detector	Comment
		MHz	dBuV	dB	dBuV/m	dBuV/m	dB		

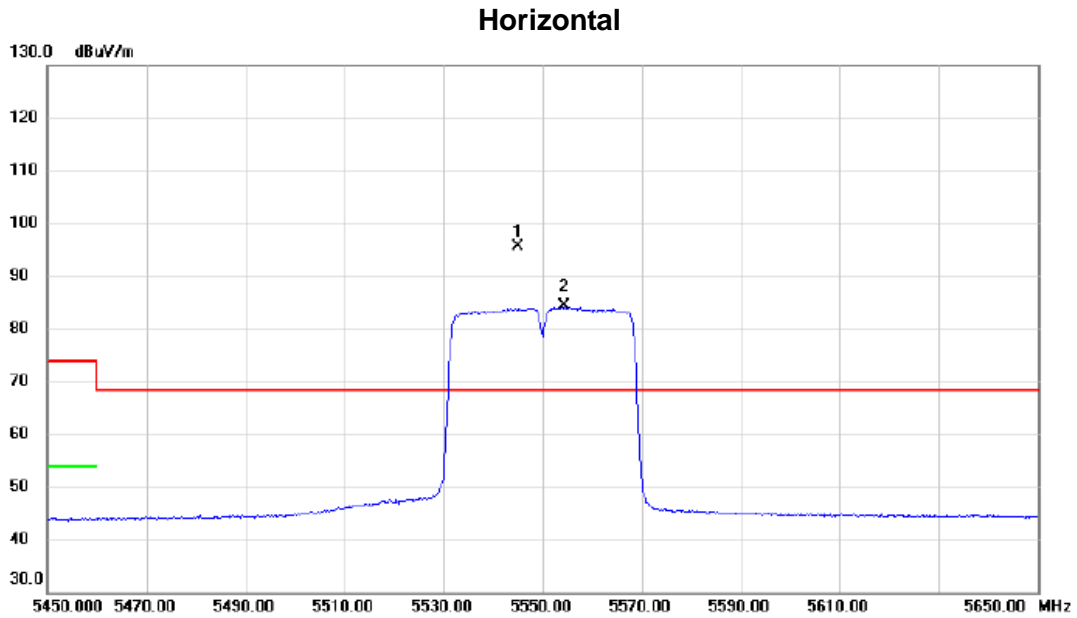
Orthogonal Axis :	X
Test Mode :	UNII-2C/ TX N40 Mode 5550MHz

Vertical



No.	Mk.	Freq.	Reading Level	Correct Factor	Measurement	Limit	Margin	Detector	Comment
		MHz	dBuV	dB	dBuV/m	dBuV/m	dB		

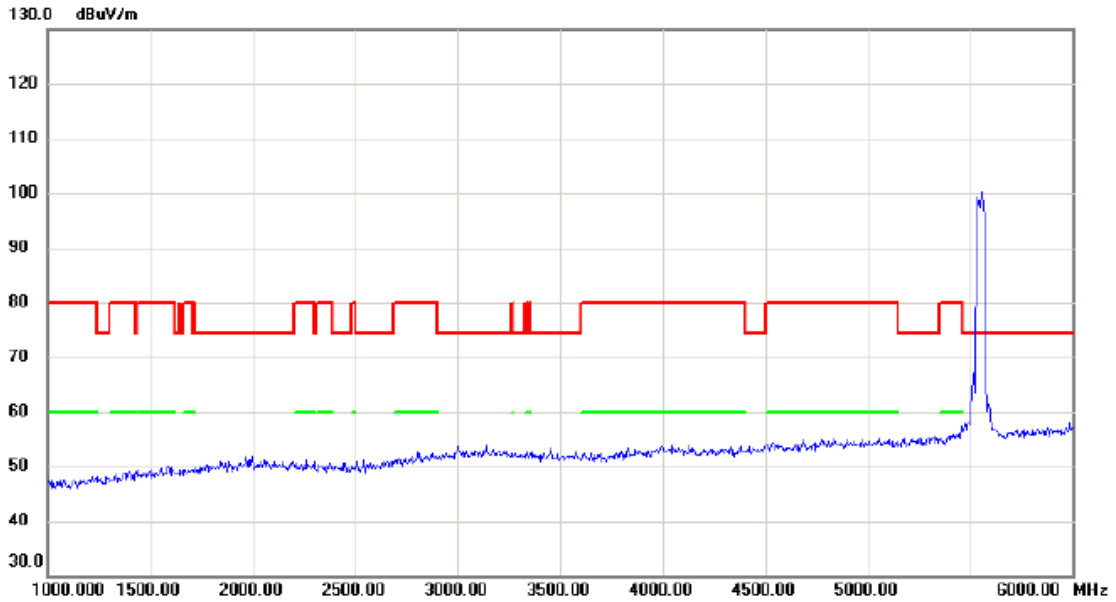
Orthogonal Axis :	X
Test Mode :	UNII-2C/ TX N40 Mode 5550MHz



No.	Mk.	Freq. MHz	Reading Level dBuV	Correct Factor dB	Measure- ment dBuV/m	Limit dBuV/m	Margin dB	Detector	Comment
1	*	5545.200	77.79	17.80	95.59	68.30	27.29	peak	No Limit
2	X	5554.400	66.45	17.83	84.28	68.30	15.98	AVG	No Limit

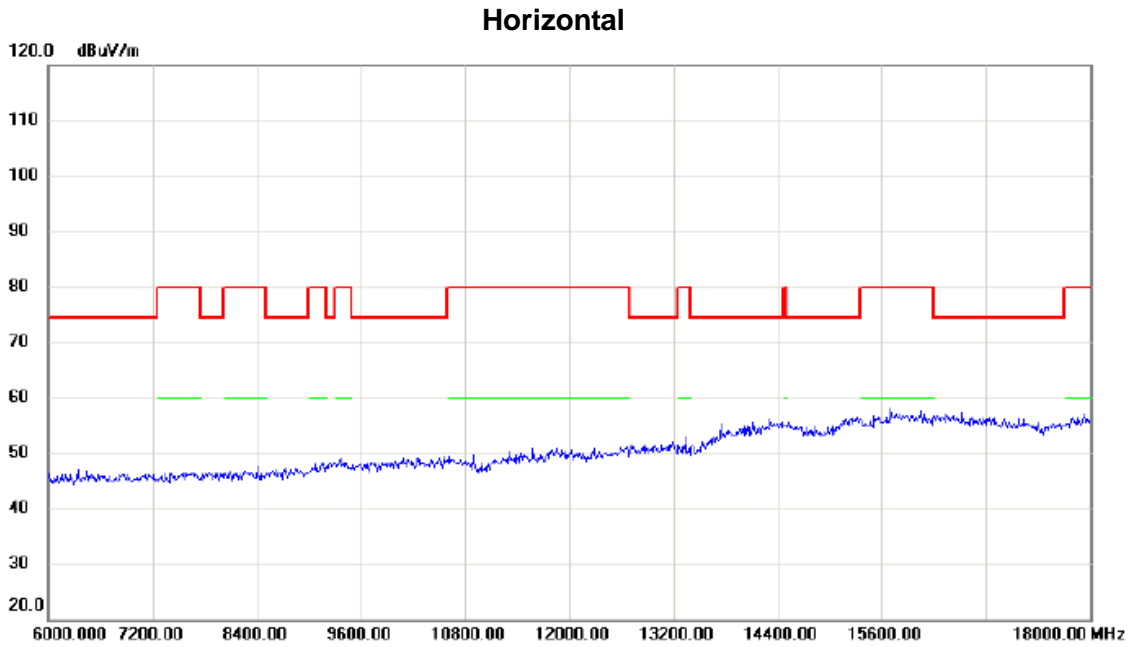
Orthogonal Axis :	X
Test Mode :	UNII-2C/ TX N40 Mode 5550MHz

Horizontal



No.	Mk.	Freq.	Reading Level	Correct Factor	Measurement	Limit	Margin	Detector	Comment
		MHz	dBuV	dB	dBuV/m	dBuV/m	dB		

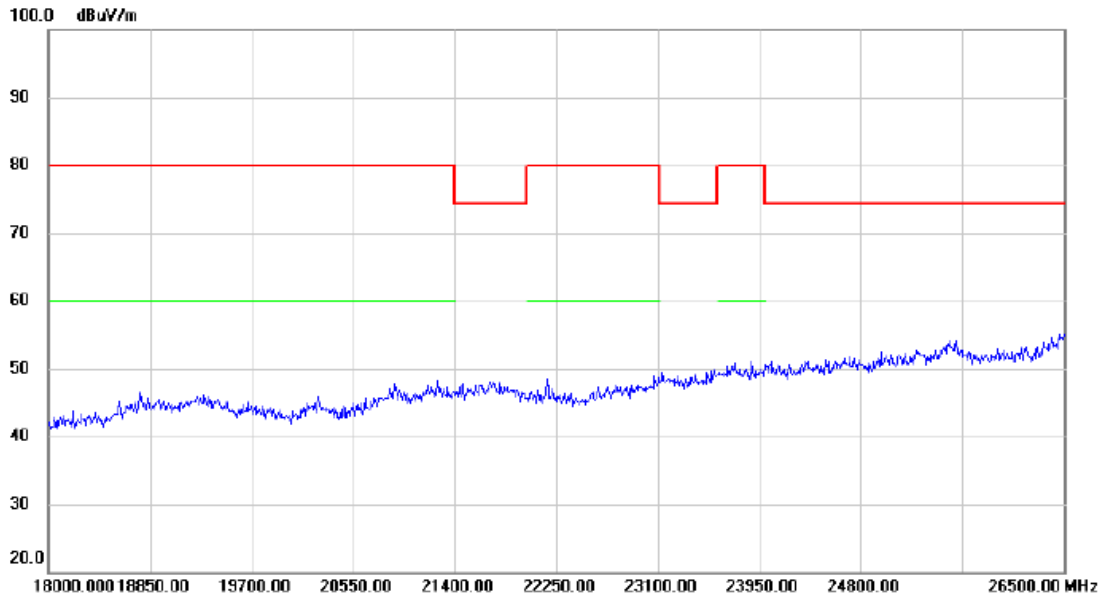
Orthogonal Axis :	X
Test Mode :	UNII-2C/ TX N40 Mode 5550MHz



No.	Mk.	Freq.	Reading Level	Correct Factor	Measurement	Limit	Margin	Detector	Comment
		MHz	dBuV	dB	dBuV/m	dBuV/m	dB		

Orthogonal Axis :	X
Test Mode :	UNII-2C/ TX N40 Mode 5550MHz

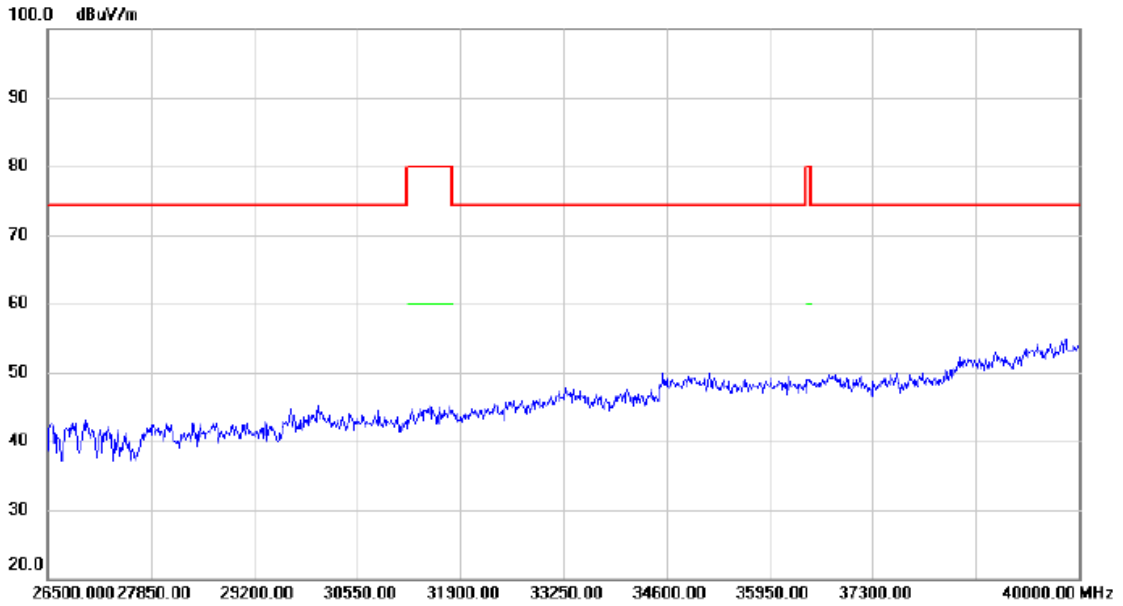
Horizontal



No.	Mk.	Freq.	Reading Level	Correct Factor	Measurement	Limit	Margin	Detector	Comment
		MHz	dBuV	dB	dBuV/m	dBuV/m	dB		

Orthogonal Axis :	X
Test Mode :	UNII-2C/ TX N40 Mode 5550MHz

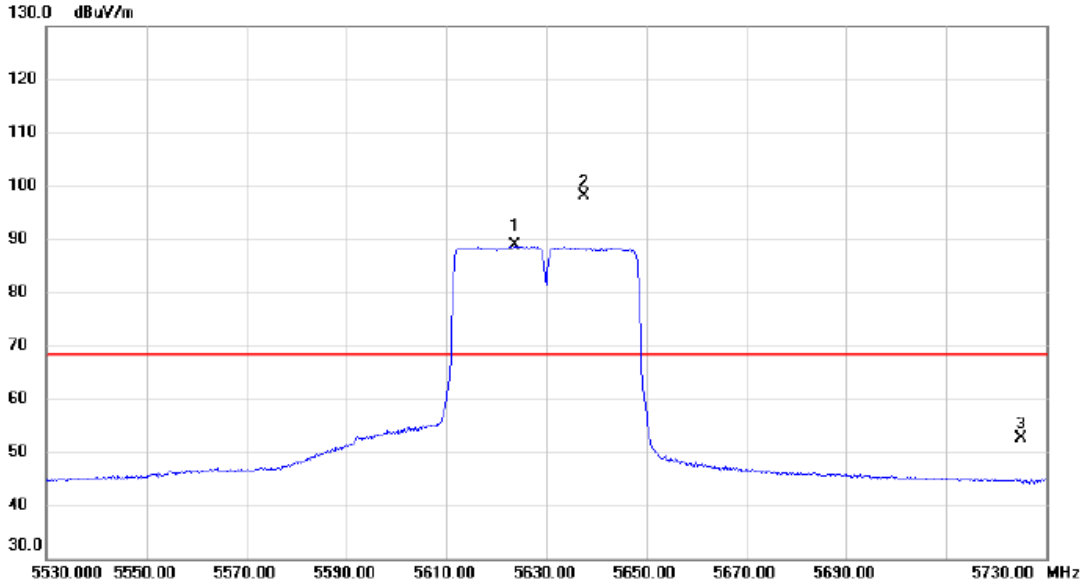
Horizontal



No.	Mk.	Freq.	Reading Level	Correct Factor	Measurement	Limit	Margin	Detector	Comment
		MHz	dBuV	dB	dBuV/m	dBuV/m	dB		

Orthogonal Axis :	X
Test Mode :	UNII-2C/ TX N40 Mode 5630MHz

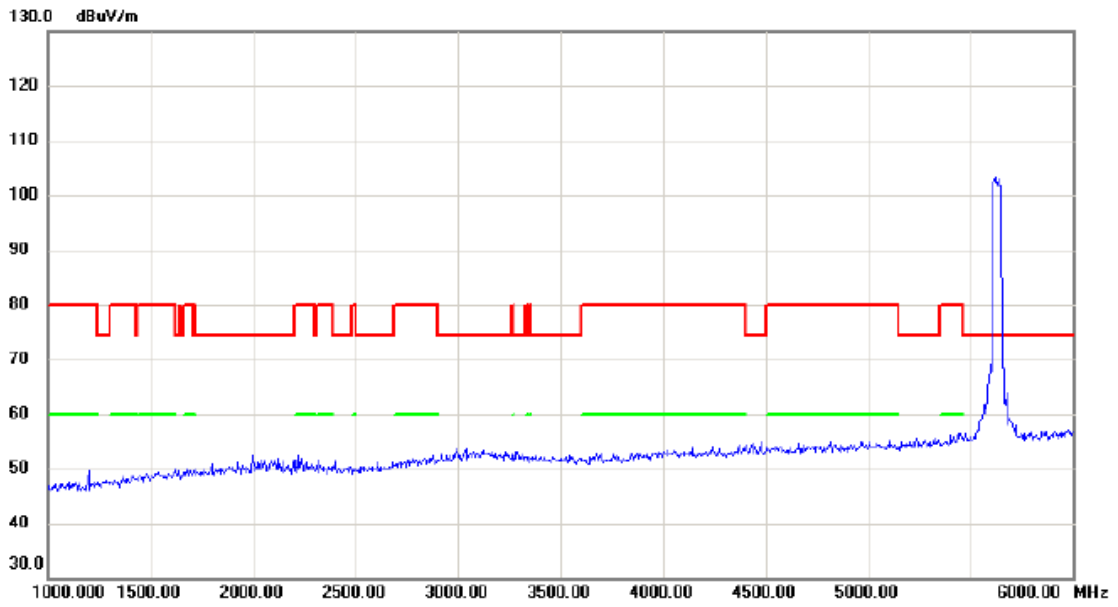
Vertical



No.	Mk.	Freq. MHz	Reading Level dBuV	Correct Factor dB	Measure- ment dBuV/m	Limit dBuV/m	Margin dB	Detector	Comment
1	X	5623.800	70.68	18.08	88.76	68.30	20.46	AVG	No Limit
2	*	5637.600	80.04	18.13	98.17	68.30	29.87	peak	No Limit
3		5725.000	34.30	18.43	52.73	68.30	-15.57	peak	

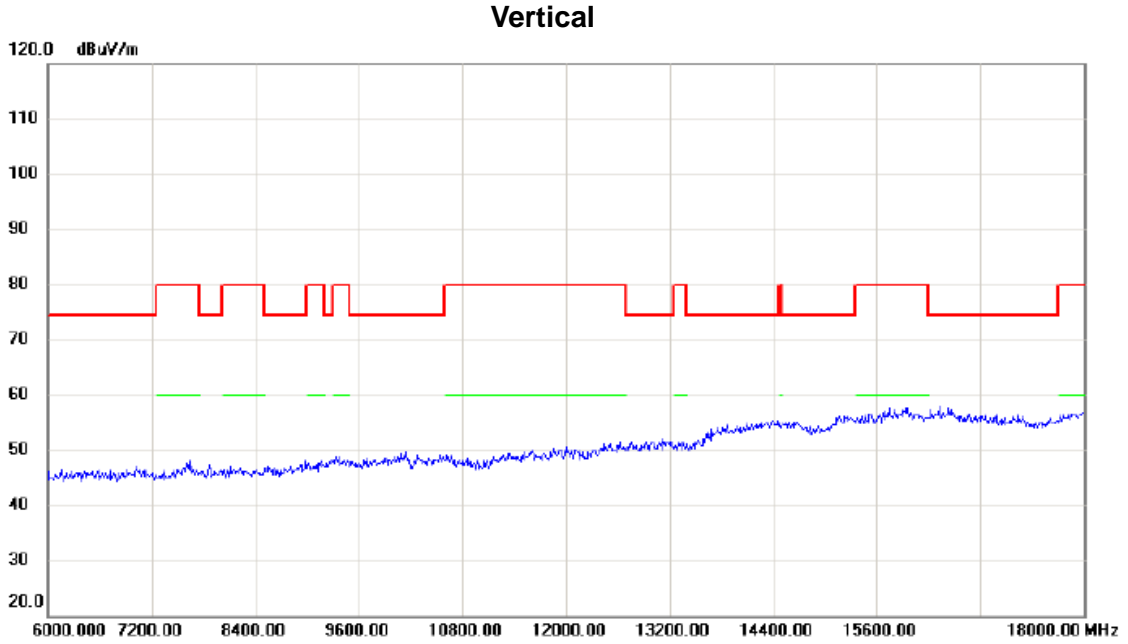
Orthogonal Axis :	X
Test Mode :	UNII-2C/ TX N40 Mode 5630MHz

Vertical



No.	Mk.	Freq.	Reading Level	Correct Factor	Measurement	Limit	Margin	Detector	Comment
		MHz	dBuV	dB	dBuV/m	dBuV/m	dB		

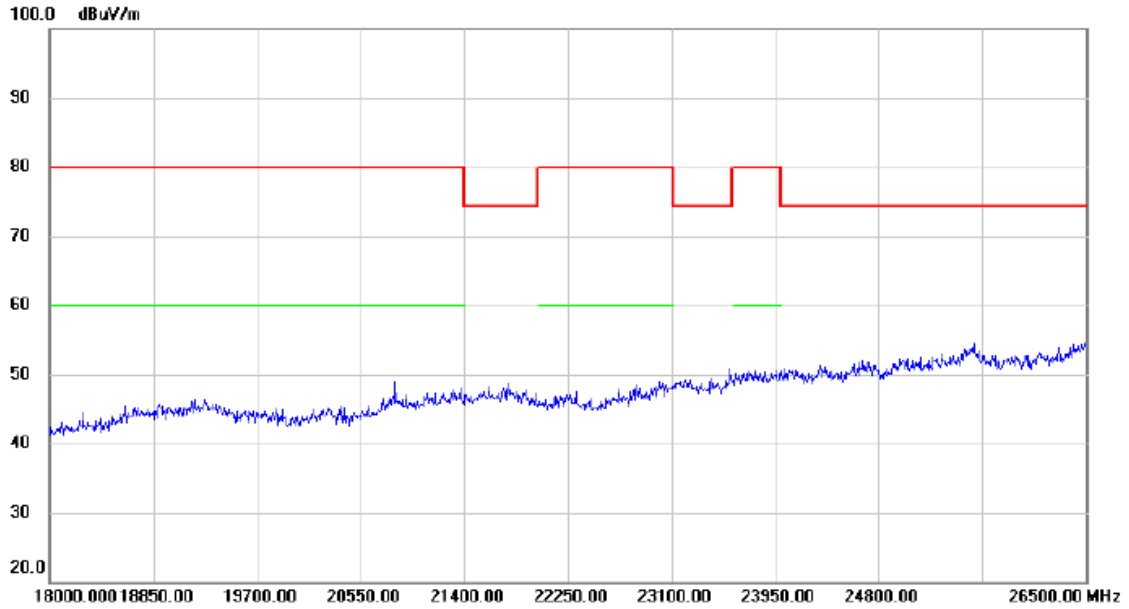
Orthogonal Axis :	X
Test Mode :	UNII-2C/ TX N40 Mode 5630MHz



No.	Mk.	Freq. MHz	Reading Level dBuV	Correct Factor dB	Measure- ment dBuV/m	Limit dBuV/m	Margin dB	Detector	Comment
-----	-----	--------------	--------------------------	-------------------------	----------------------------	-----------------	--------------	----------	---------

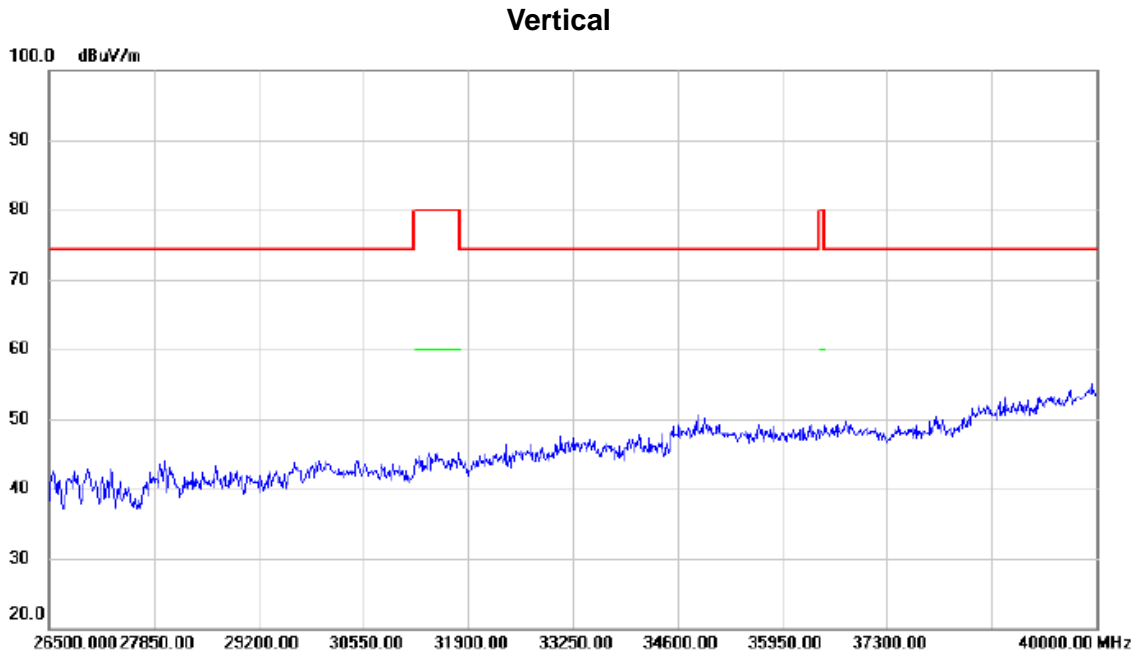
Orthogonal Axis :	X
Test Mode :	UNII-2C/ TX N40 Mode 5630MHz

Vertical



No.	Mk.	Freq.	Reading Level	Correct Factor	Measurement	Limit	Margin	Detector	Comment
		MHz	dBuV	dB	dBuV/m	dBuV/m	dB		

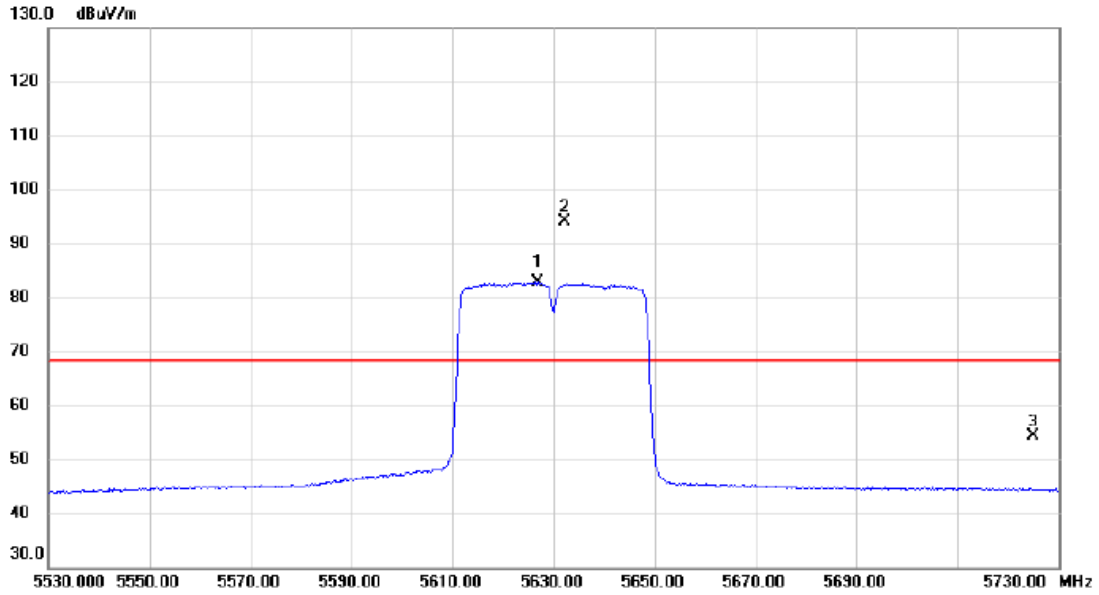
Orthogonal Axis :	X
Test Mode :	UNII-2C/ TX N40 Mode 5630MHz



No. Mk.	Freq.	Reading Level	Correct Factor	Measurement	Limit	Margin	Detector	Comment
	MHz	dBuV	dB	dBuV/m	dBuV/m	dB		

Orthogonal Axis :	X
Test Mode :	UNII-2C/ TX N40 Mode 5630MHz

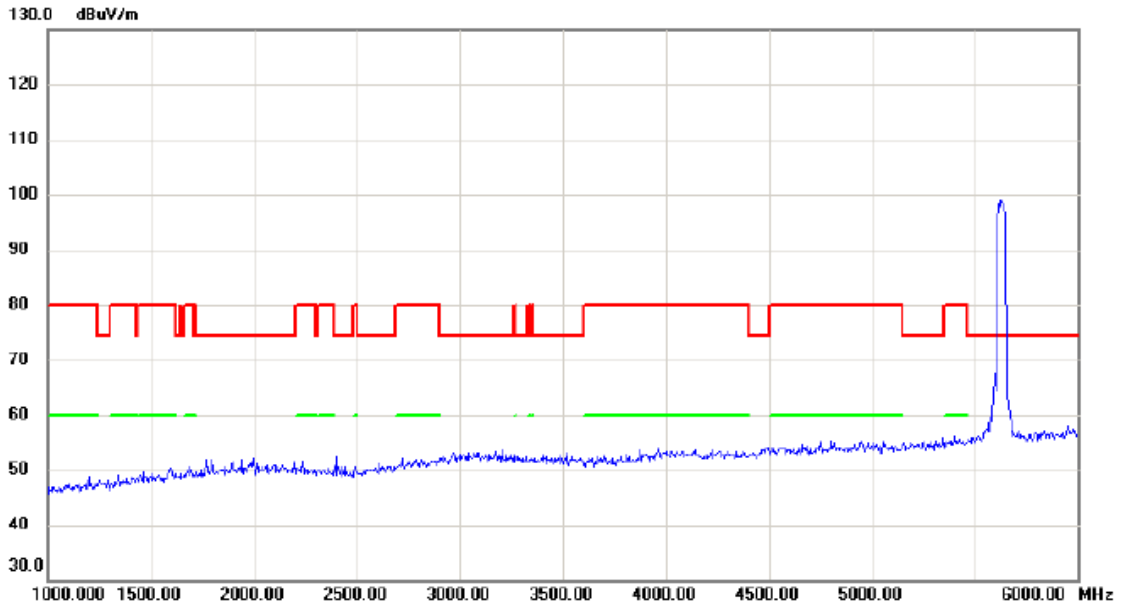
Horizontal



No.	Mk.	Freq. MHz	Reading Level dBuV	Correct Factor dB	Measure- ment dBuV/m	Limit dBuV/m	Margin dB	Detector	Comment
1	X	5626.800	64.76	18.09	82.85	68.30	14.55	AVG	No Limit
2	*	5632.400	76.00	18.10	94.10	68.30	25.80	peak	No Limit
3		5725.000	36.06	18.43	54.49	68.30	-13.81	peak	

Orthogonal Axis :	X
Test Mode :	UNII-2C/ TX N40 Mode 5630MHz

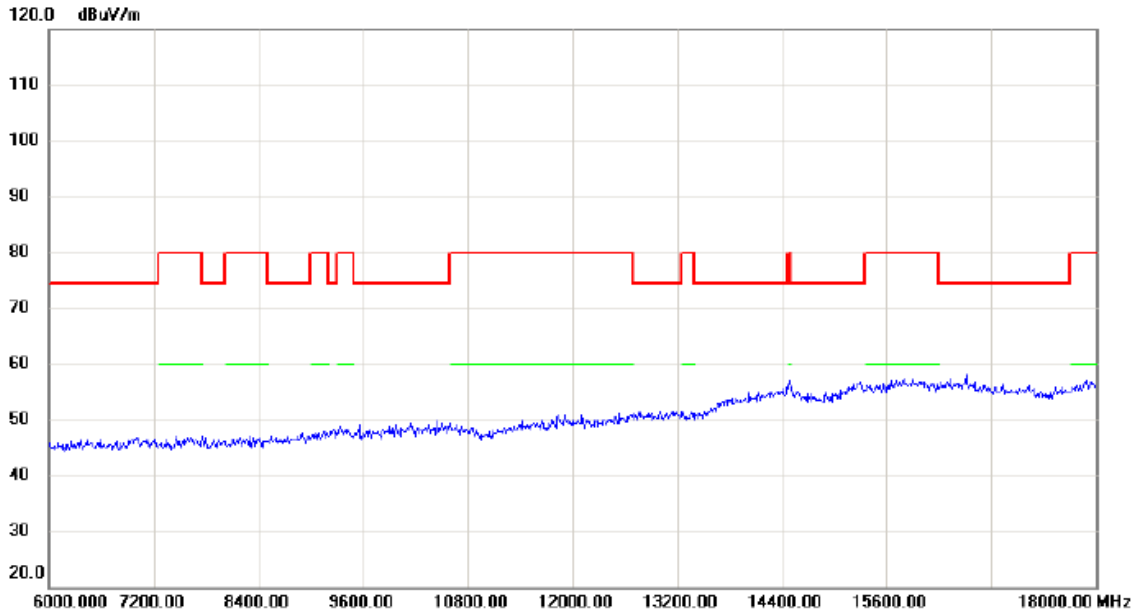
Horizontal



No.	Mk.	Freq.	Reading Level	Correct Factor	Measurement	Limit	Margin	Detector	Comment
		MHz	dBuV	dB	dBuV/m	dBuV/m	dB		

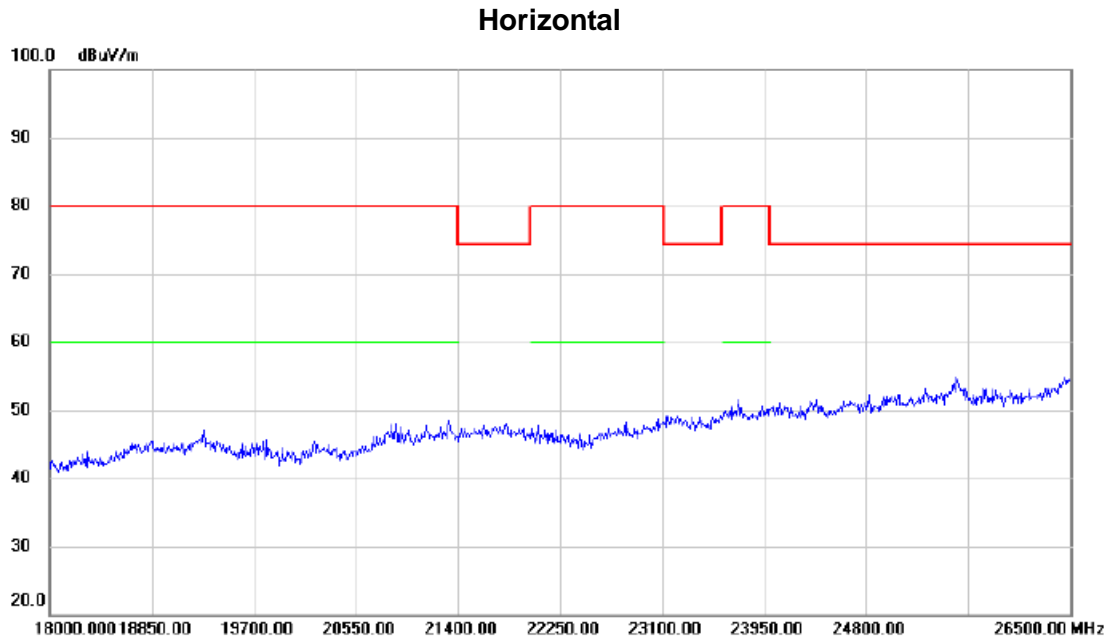
Orthogonal Axis :	X
Test Mode :	UNII-2C/ TX N40 Mode 5630MHz

Horizontal



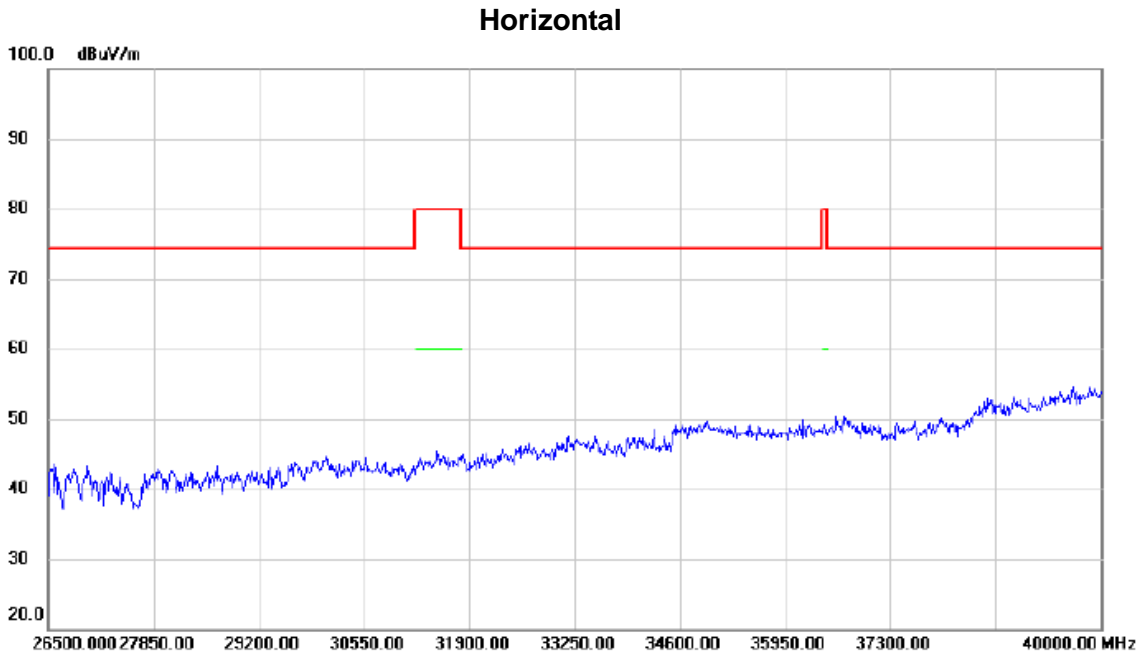
No.	Mk.	Freq.	Reading Level	Correct Factor	Measurement	Limit	Margin	Detector	Comment
		MHz	dBuV	dB	dBuV/m	dBuV/m	dB		

Orthogonal Axis :	X
Test Mode :	UNII-2C/ TX N40 Mode 5630MHz



No.	Mk.	Freq.	Reading Level	Correct Factor	Measurement	Limit	Margin	Detector	Comment
		MHz	dBuV	dB	dBuV/m	dBuV/m	dB		

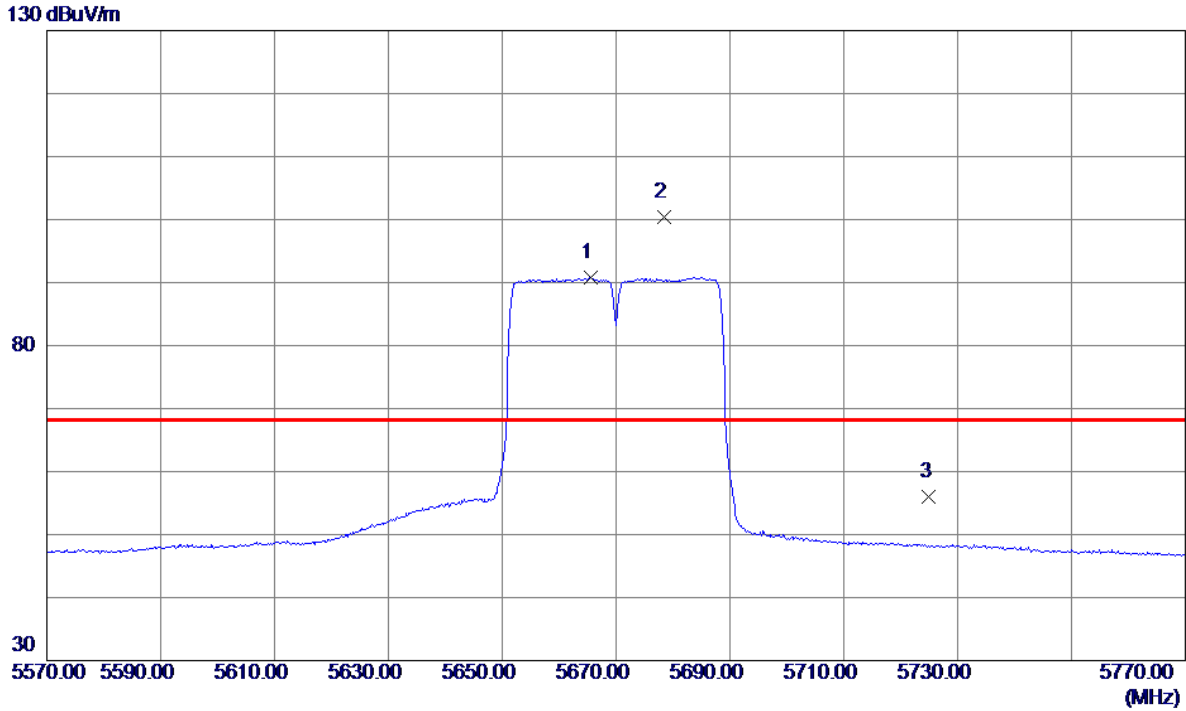
Orthogonal Axis :	X
Test Mode :	UNII-2C/ TX N40 Mode 5630MHz



No.	Mk.	Freq.	Reading Level	Correct Factor	Measurement	Limit	Margin	Detector	Comment
		MHz	dBuV	dB	dBuV/m	dBuV/m	dB		

Orthogonal Axis :	X
Test Mode :	UNII-2C/ TX N40 Mode 5670MHz

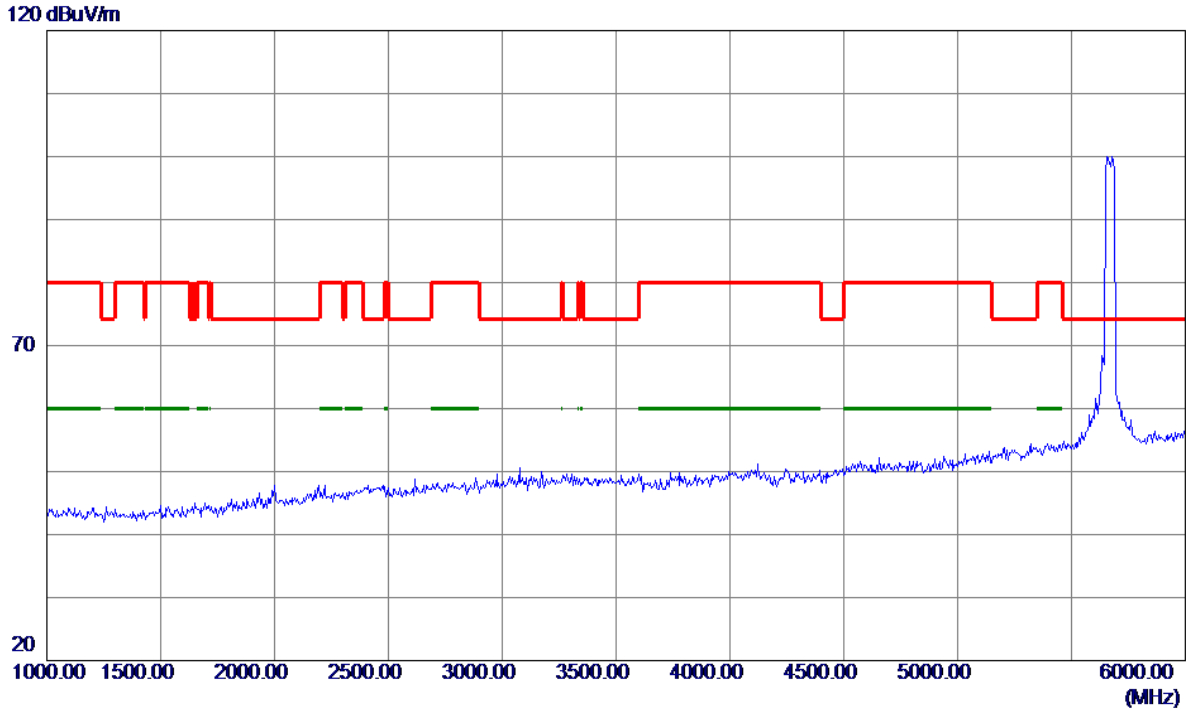
Vertical



No.	Freq. MHz	Reading Level dBuV/m	Correct Factor dB	Measure ment dBuV/m	Limit dBuV/m	Margin dB	Detector	Comment
1	5665.6000	69.88	20.96	90.84	999.00	-908.16	AVG	No Limit
2 *	5678.4000	79.36	21.01	100.37	68.30	32.07	Peak	No Limit
3	5725.0000	34.77	21.20	55.97	68.30	-12.33	Peak	

Orthogonal Axis :	X
Test Mode :	UNII-2C/ TX N40 Mode 5670MHz

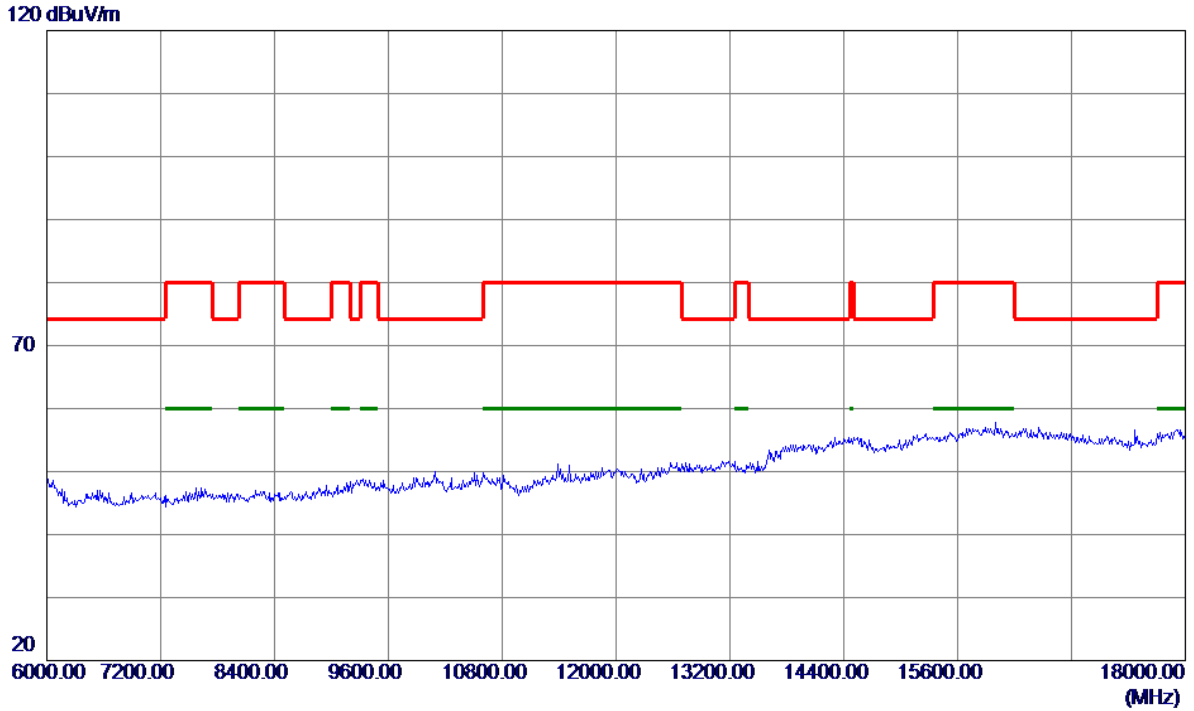
Vertical



No.	Freq. MHz	Reading Level dBuV/m	Correct Factor dB	Measure ment dBuV/m	Limit dBuV/m	Margin dB	Detector	Comment
-----	--------------	----------------------------	-------------------------	---------------------------	-----------------	--------------	----------	---------

Orthogonal Axis :	X
Test Mode :	UNII-2C/ TX N40 Mode 5670MHz

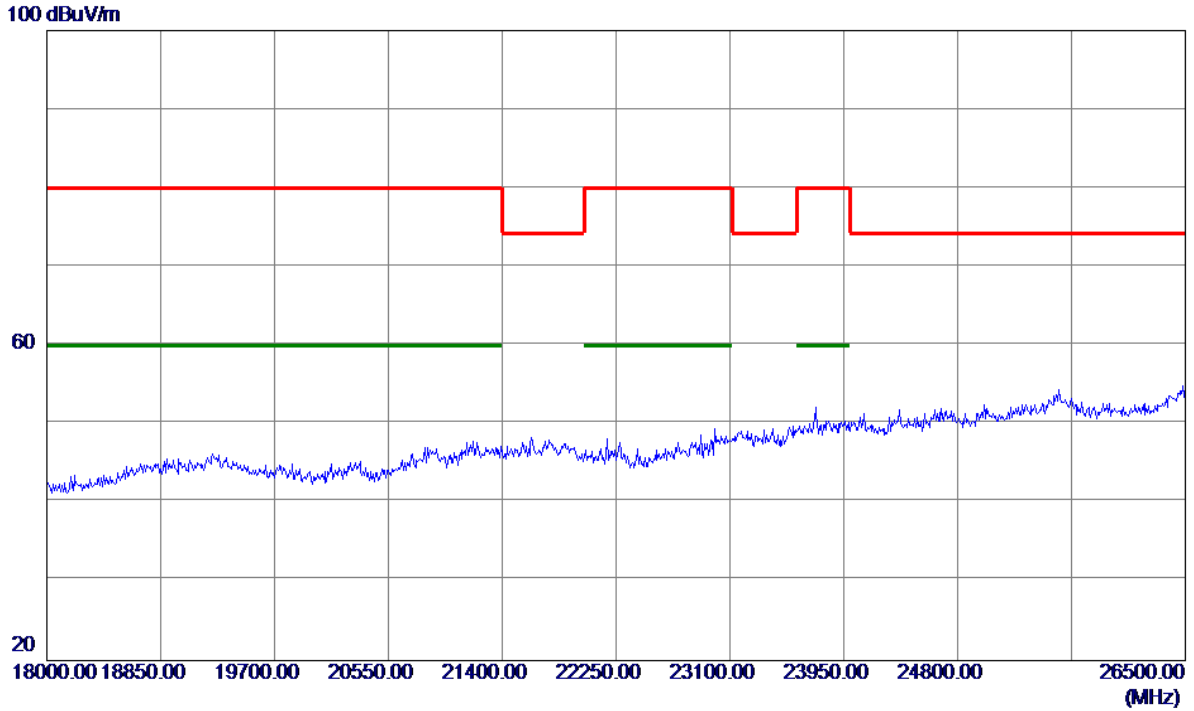
Vertical



No.	Freq. MHz	Reading Level dBuV/m	Correct Factor dB	Measure ment dBuV/m	Limit dBuV/m	Margin dB	Detector	Comment
-----	--------------	----------------------------	-------------------------	---------------------------	-----------------	--------------	----------	---------

Orthogonal Axis :	X
Test Mode :	UNII-2C/ TX N40 Mode 5670MHz

Vertical

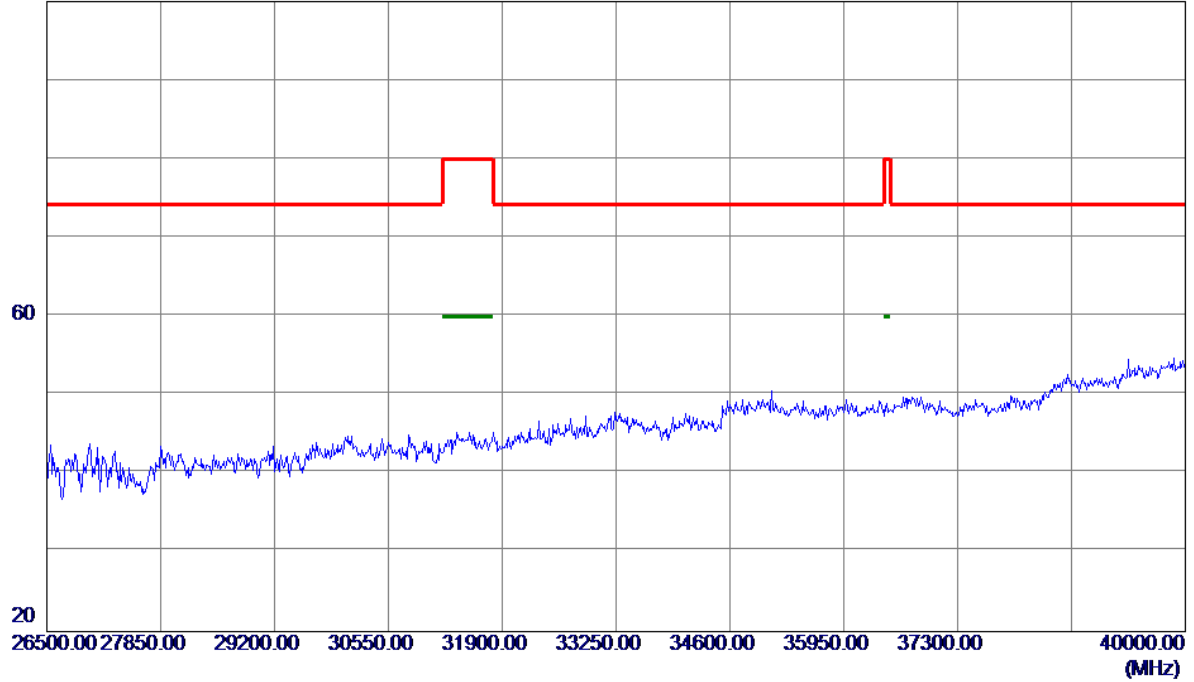


No.	Freq. MHz	Reading Level dBuV/m	Correct Factor dB	Measure ment dBuV/m	Limit dBuV/m	Margin dB	Detector	Comment
-----	--------------	----------------------------	-------------------------	---------------------------	-----------------	--------------	----------	---------

Orthogonal Axis :	X
Test Mode :	UNII-2C/ TX N40 Mode 5670MHz

Vertical

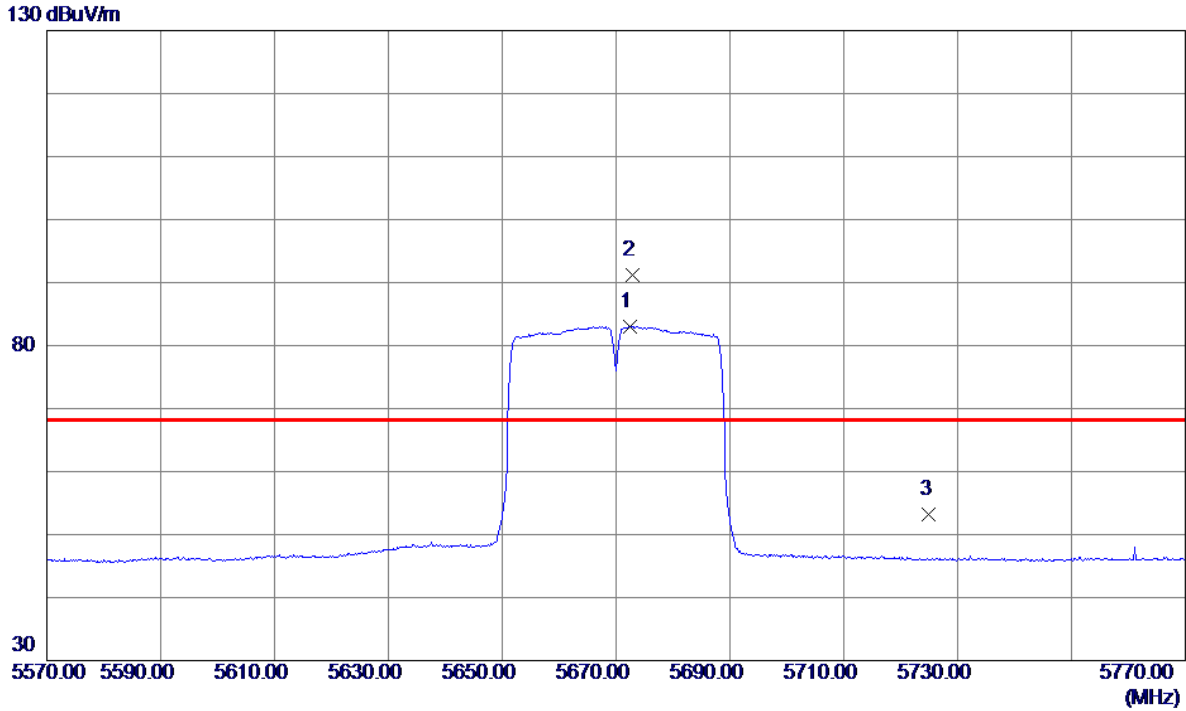
100 dBuV/m



No.	Freq. MHz	Reading Level dBuV/m	Correct Factor dB	Measure ment dBuV/m	Limit dBuV/m	Margin dB	Detector	Comment
-----	--------------	----------------------------	-------------------------	---------------------------	-----------------	--------------	----------	---------

Orthogonal Axis :	X
Test Mode :	UNII-2C/ TX N40 Mode 5670MHz

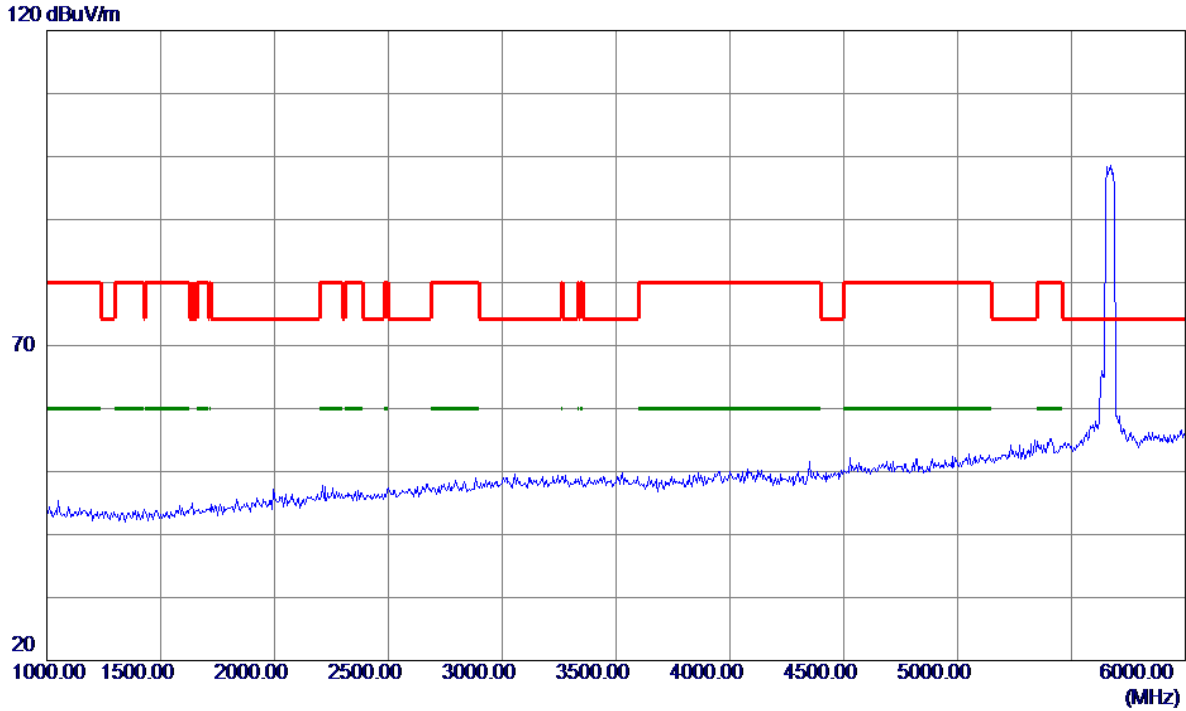
Horizontal



No.	Freq. MHz	Reading Level dBuV/m	Correct Factor dB	Measure ment dBuV/m	Limit dBuV/m	Margin dB	Detector	Comment
1	5672.4000	62.10	20.99	83.09	999.00	-915.91	AVG	No Limit
2 *	5672.8000	70.18	20.99	91.17	68.30	22.87	Peak	No Limit
3	5725.0000	31.97	21.20	53.17	68.30	-15.13	Peak	

Orthogonal Axis :	X
Test Mode :	UNII-2C/ TX N40 Mode 5670MHz

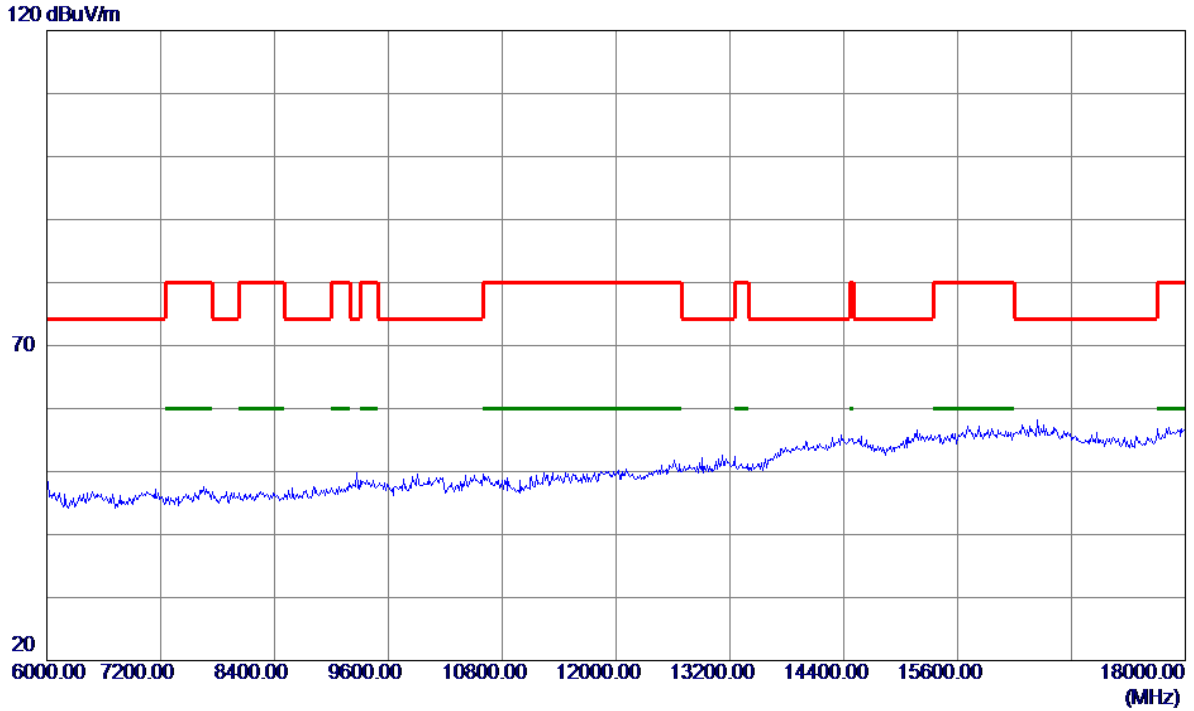
Horizontal



No.	Freq. MHz	Reading Level dBuV/m	Correct Factor dB	Measure ment dBuV/m	Limit dBuV/m	Margin dB	Detector	Comment
-----	--------------	----------------------------	-------------------------	---------------------------	-----------------	--------------	----------	---------

Orthogonal Axis :	X
Test Mode :	UNII-2C/ TX N40 Mode 5670MHz

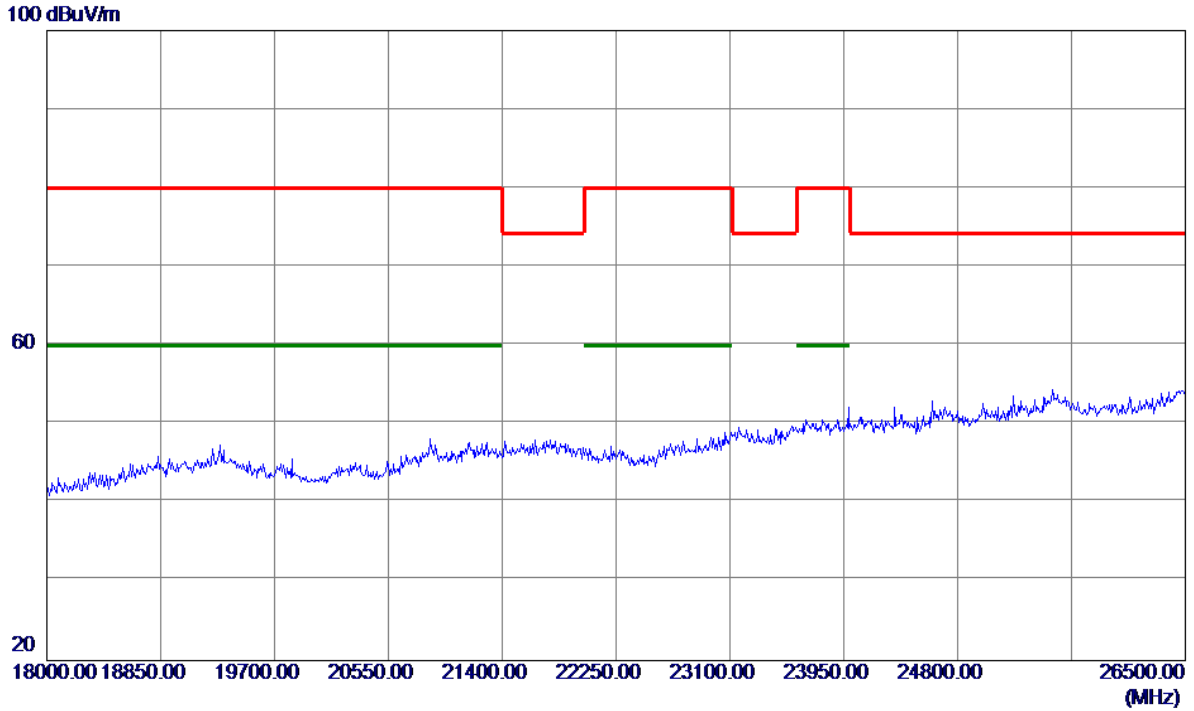
Horizontal



No.	Freq. MHz	Reading Level dBuV/m	Correct Factor dB	Measure ment dBuV/m	Limit dBuV/m	Margin dB	Detector	Comment
-----	--------------	----------------------------	-------------------------	---------------------------	-----------------	--------------	----------	---------

Orthogonal Axis :	X
Test Mode :	UNII-2C/ TX N40 Mode 5670MHz

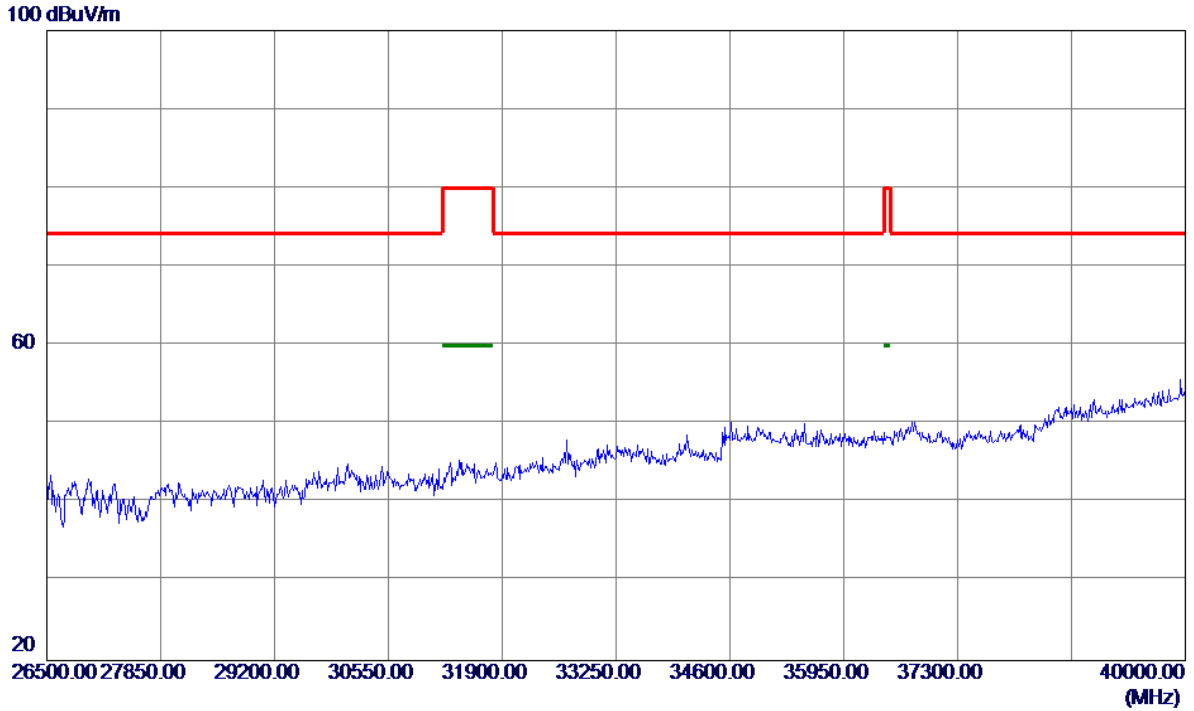
Horizontal



No.	Freq. MHz	Reading Level dBuV/m	Correct Factor dB	Measure ment dBuV/m	Limit dBuV/m	Margin dB	Detector	Comment
-----	--------------	----------------------------	-------------------------	---------------------------	-----------------	--------------	----------	---------

Orthogonal Axis :	X
Test Mode :	UNII-2C/ TX N40 Mode 5670MHz

Horizontal

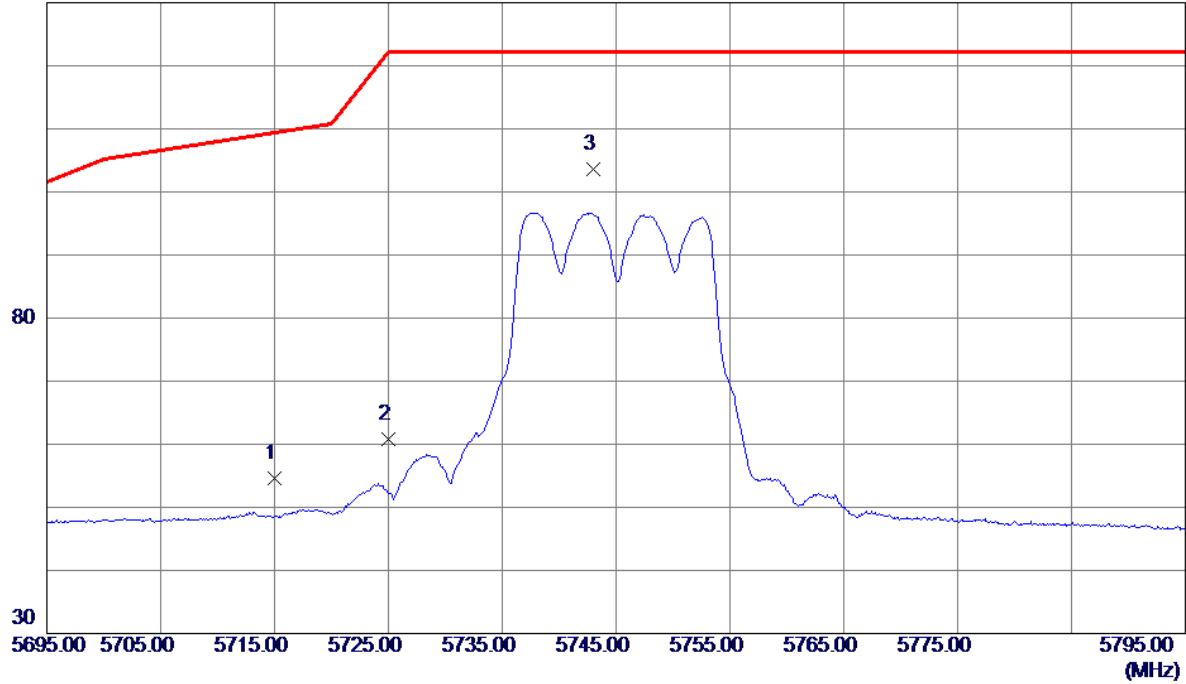


No.	Freq. MHz	Reading Level dBuV/m	Correct Factor dB	Measure ment dBuV/m	Limit dBuV/m	Margin dB	Detector	Comment

Orthogonal Axis:	X
Test Mode:	UNII-3/TX A Mode 5745MHz

Vertical

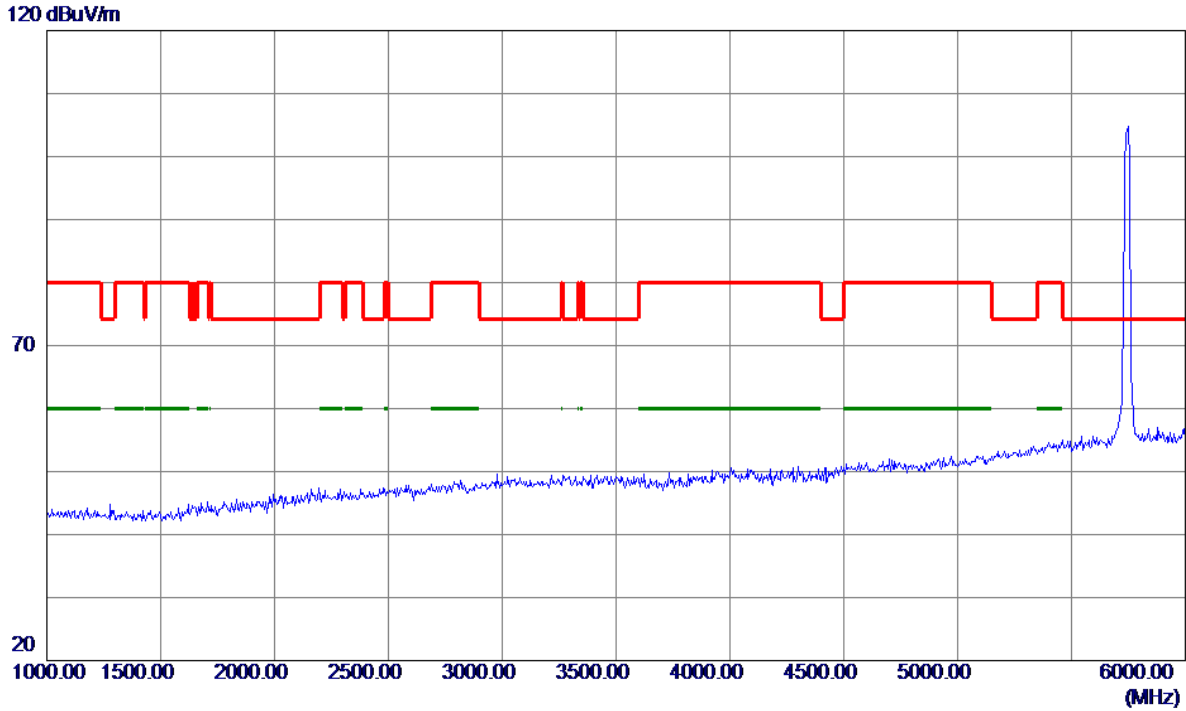
130 dBuV/m



No.	Freq. MHz	Reading Level dBuV/m	Correct Factor dB	Measure ment dBuV/m	Limit dBuV/m	Margin dB	Detector	Comment
1	5715.0000	33.46	21.16	54.62	109.40	-54.78	Peak	
2	5725.0000	39.52	21.20	60.72	122.20	-61.48	Peak	
3 *	5743.0000	82.32	21.27	103.59	122.20	-18.61	Peak	

Orthogonal Axis:	X
Test Mode:	UNII-3/TX A Mode 5745MHz

Vertical

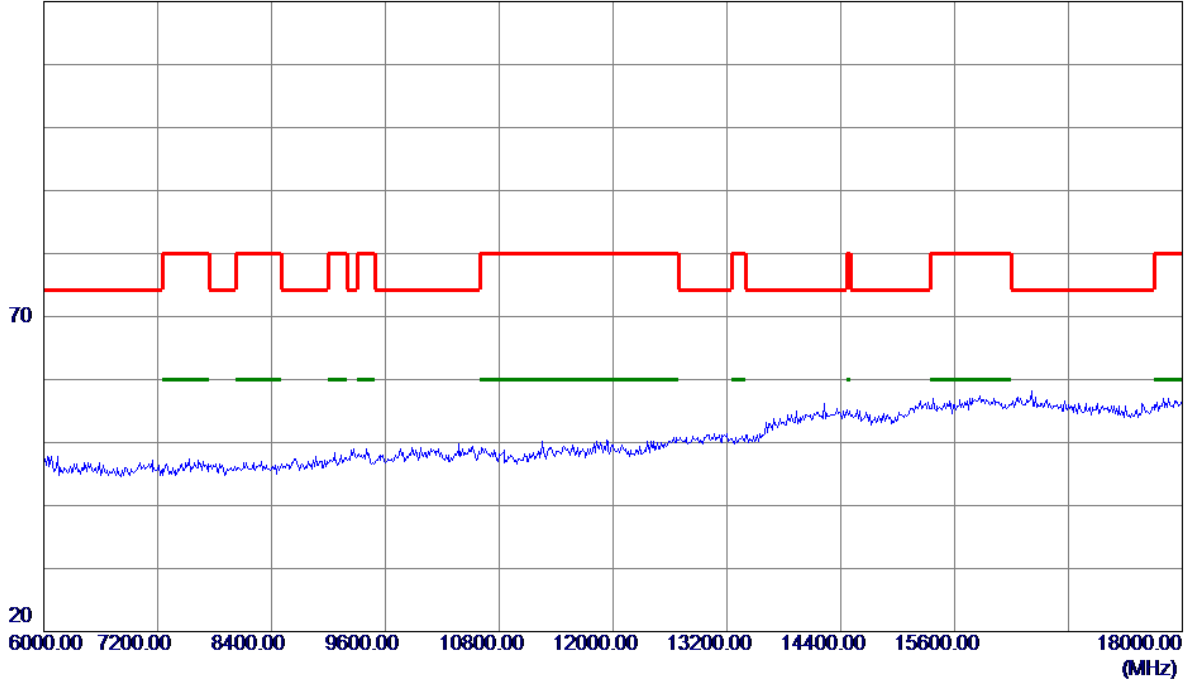


No.	Freq. MHz	Reading Level dBuV/m	Correct Factor dB	Measure ment dBuV/m	Limit dBuV/m	Margin dB	Detector	Comment
-----	--------------	----------------------------	-------------------------	---------------------------	-----------------	--------------	----------	---------

Orthogonal Axis:	X
Test Mode:	UNII-3/TX A Mode 5745MHz

Vertical

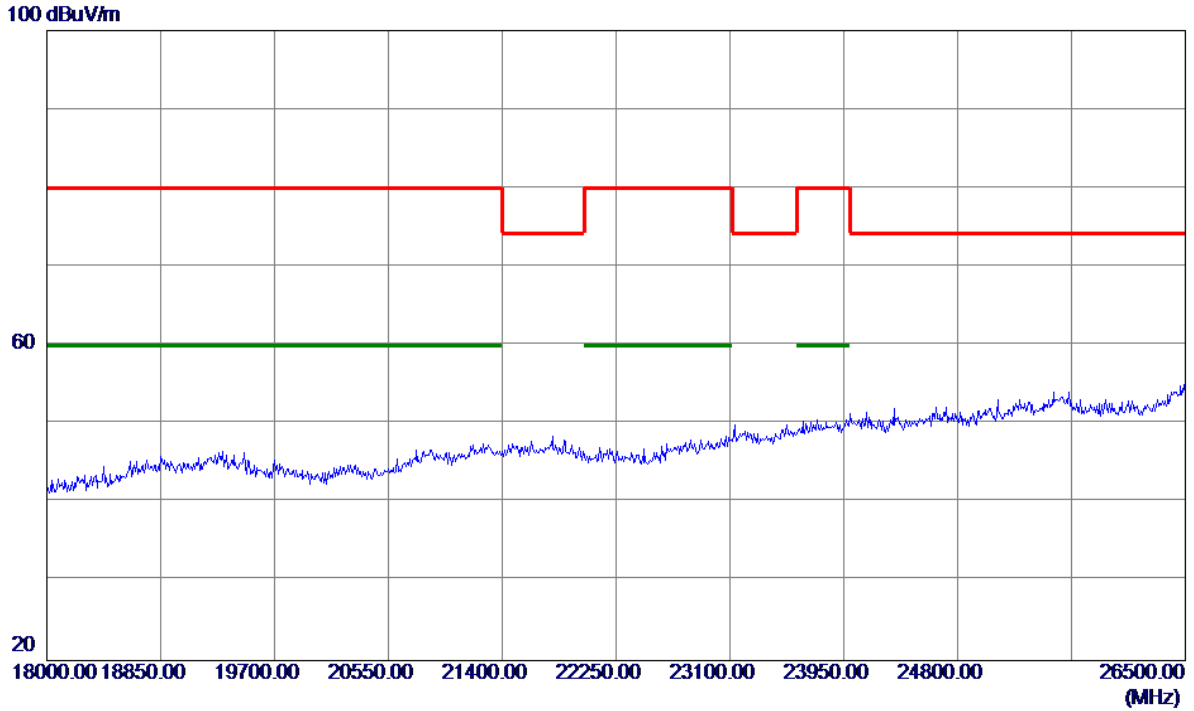
120 dBuV/m



No.	Freq. MHz	Reading Level dBuV/m	Correct Factor dB	Measure ment dBuV/m	Limit dBuV/m	Margin dB	Detector	Comment
-----	--------------	----------------------------	-------------------------	---------------------------	-----------------	--------------	----------	---------

Orthogonal Axis:	X
Test Mode:	UNII-3/TX A Mode 5745MHz

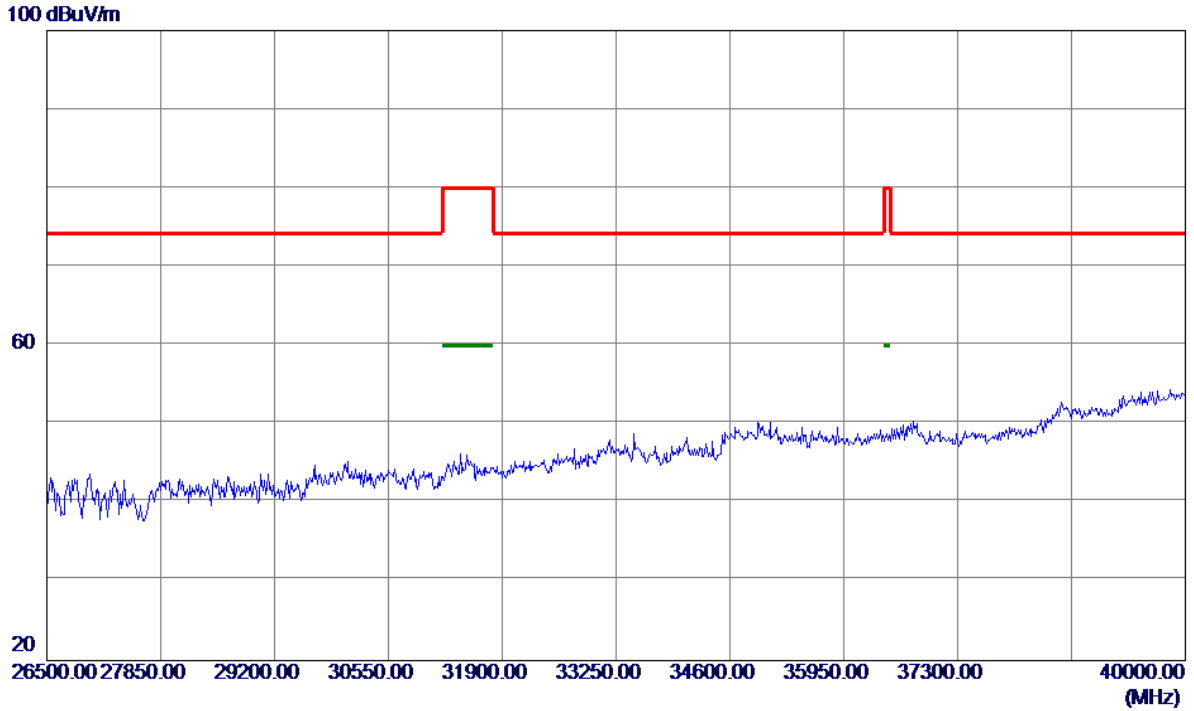
Vertical



No.	Freq. MHz	Reading Level dBuV/m	Correct Factor dB	Measure ment dBuV/m	Limit dBuV/m	Margin dB	Detector	Comment
-----	--------------	----------------------------	-------------------------	---------------------------	-----------------	--------------	----------	---------

Orthogonal Axis:	X
Test Mode:	UNII-3/TX A Mode 5745MHz

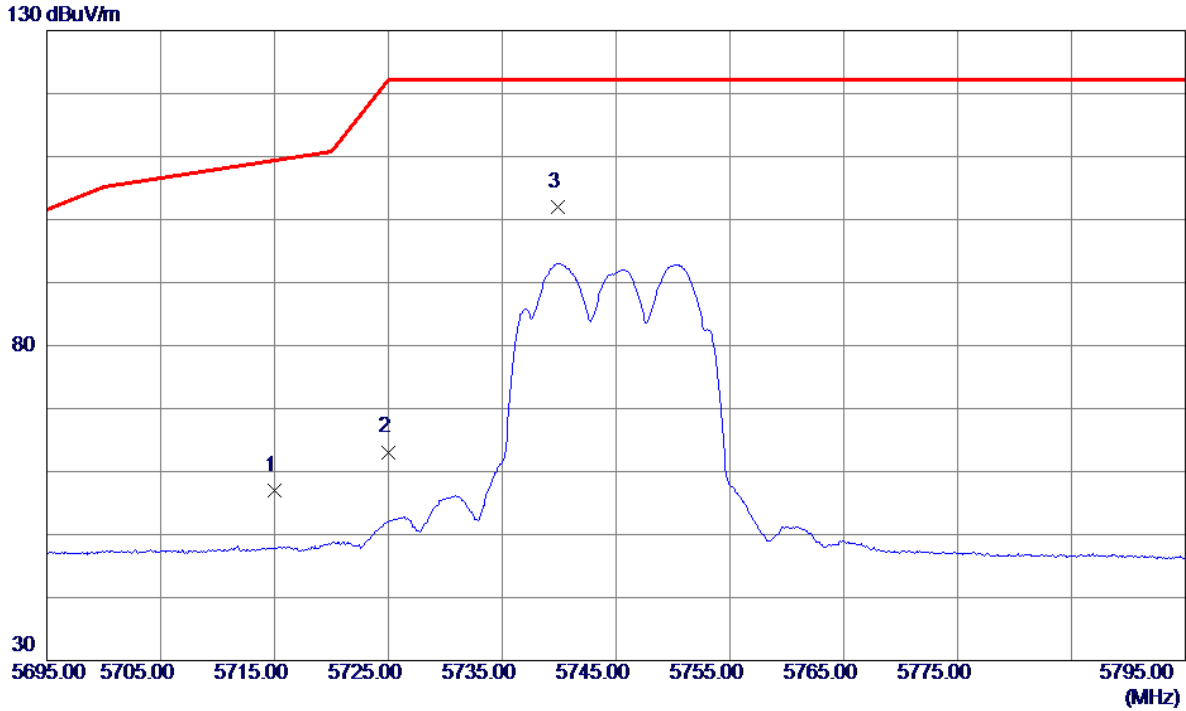
Vertical



No.	Freq. MHz	Reading Level dBuV/m	Correct Factor dB	Measure ment dBuV/m	Limit dBuV/m	Margin dB	Detector	Comment

Orthogonal Axis:	X
Test Mode:	UNII-3/TX A Mode 5745MHz

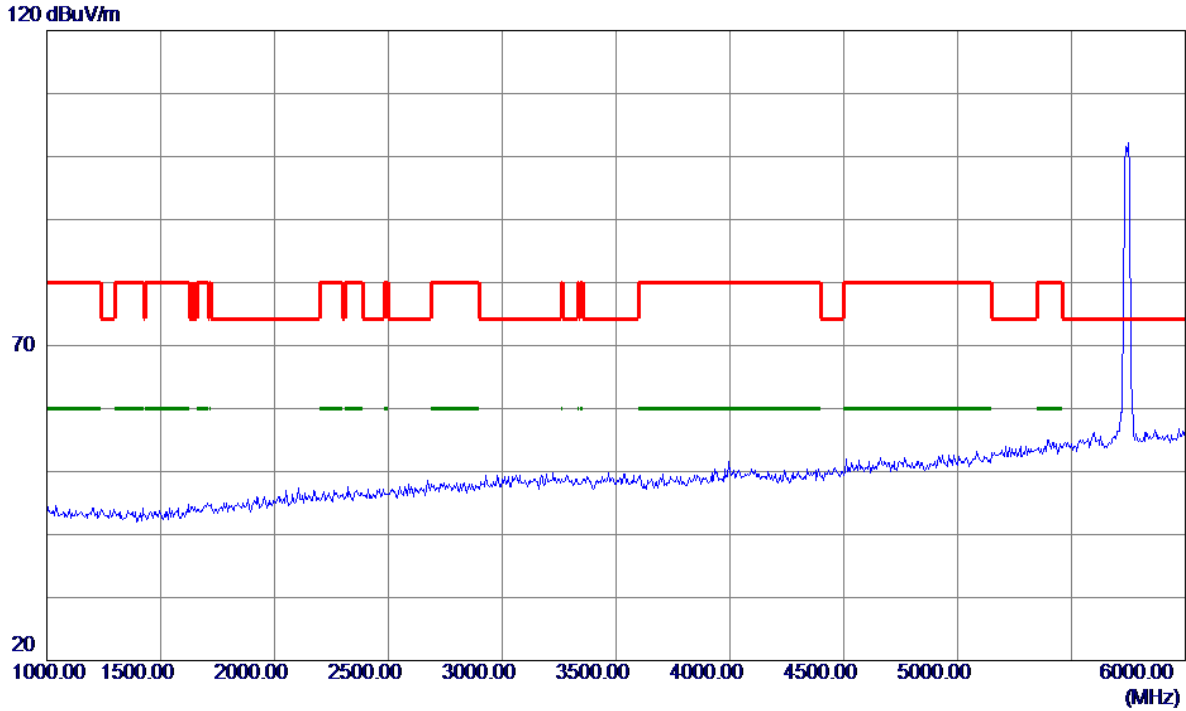
Horizontal



No.	Freq. MHz	Reading Level dBuV/m	Correct Factor dB	Measure ment dBuV/m	Limit dBuV/m	Margin dB	Detector	Comment
1	5715.0000	35.82	21.16	56.98	109.40	-52.42	Peak	
2	5725.0000	41.90	21.20	63.10	122.20	-59.10	Peak	
3 *	5739.9000	80.74	21.26	102.00	122.20	-20.20	Peak	

Orthogonal Axis:	X
Test Mode:	UNII-3/TX A Mode 5745MHz

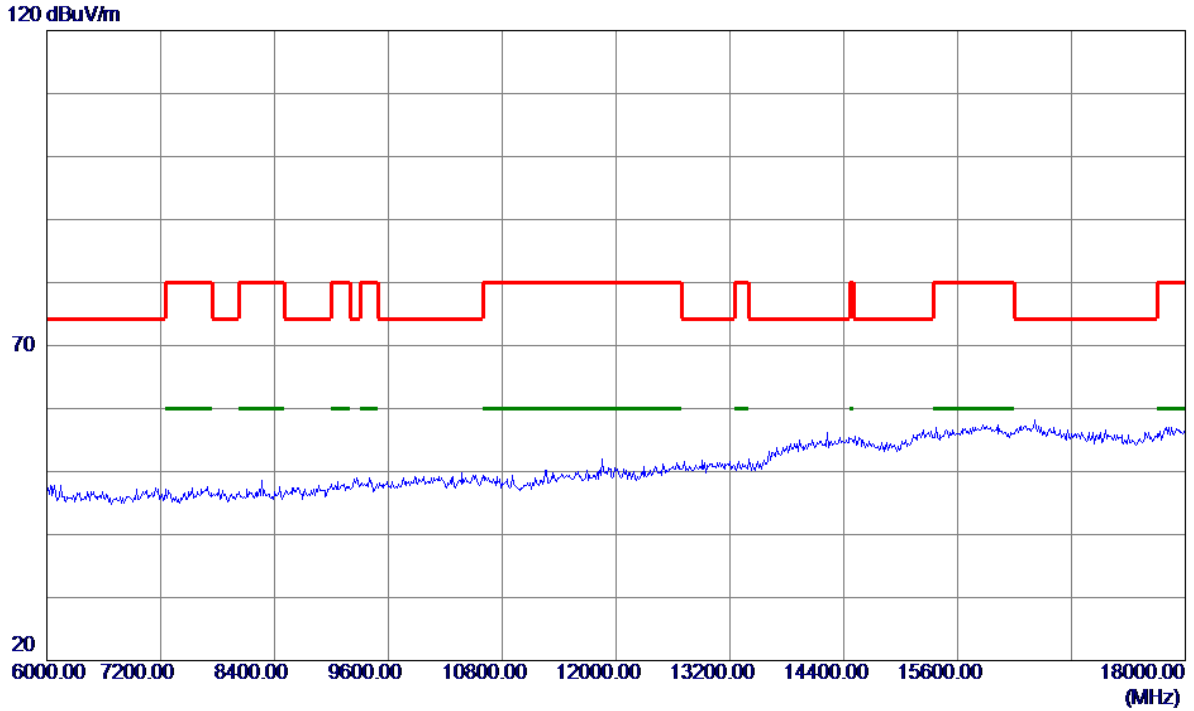
Horizontal



No.	Freq. MHz	Reading Level dBuV/m	Correct Factor dB	Measure ment dBuV/m	Limit dBuV/m	Margin dB	Detector	Comment
-----	--------------	----------------------------	-------------------------	---------------------------	-----------------	--------------	----------	---------

Orthogonal Axis:	X
Test Mode:	UNII-3/TX A Mode 5745MHz

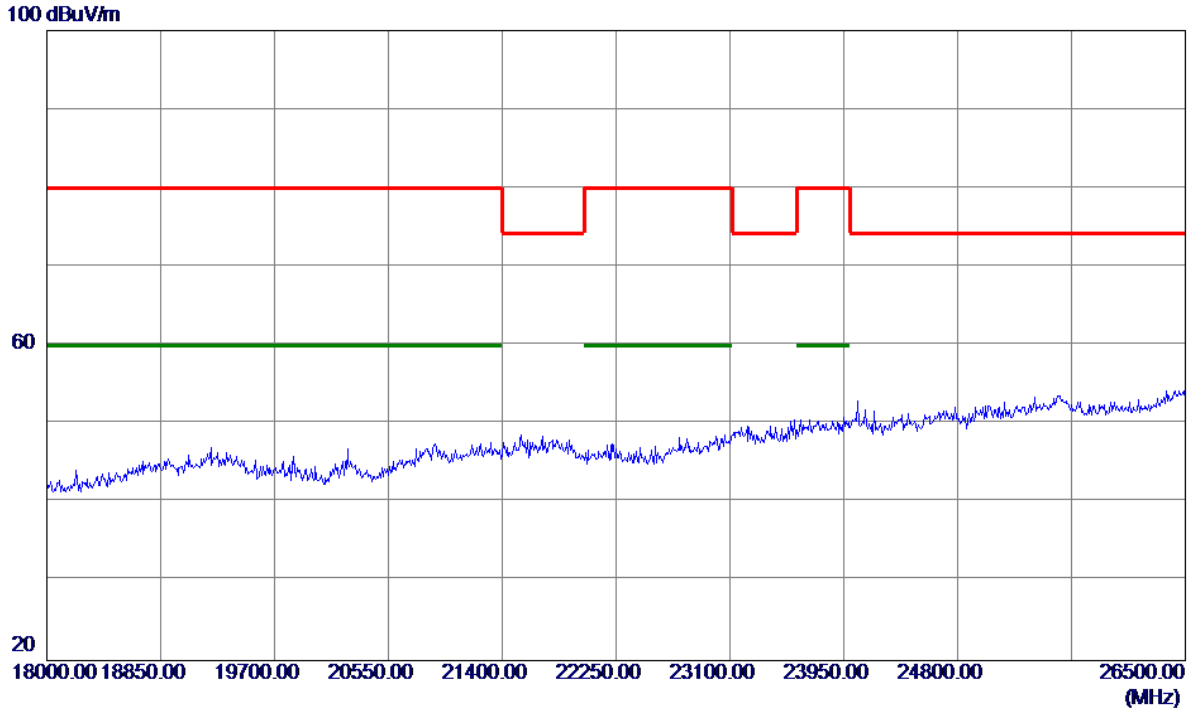
Horizontal



No.	Freq. MHz	Reading Level dBuV/m	Correct Factor dB	Measure ment dBuV/m	Limit dBuV/m	Margin dB	Detector	Comment
-----	--------------	----------------------------	-------------------------	---------------------------	-----------------	--------------	----------	---------

Orthogonal Axis:	X
Test Mode:	UNII-3/TX A Mode 5745MHz

Horizontal

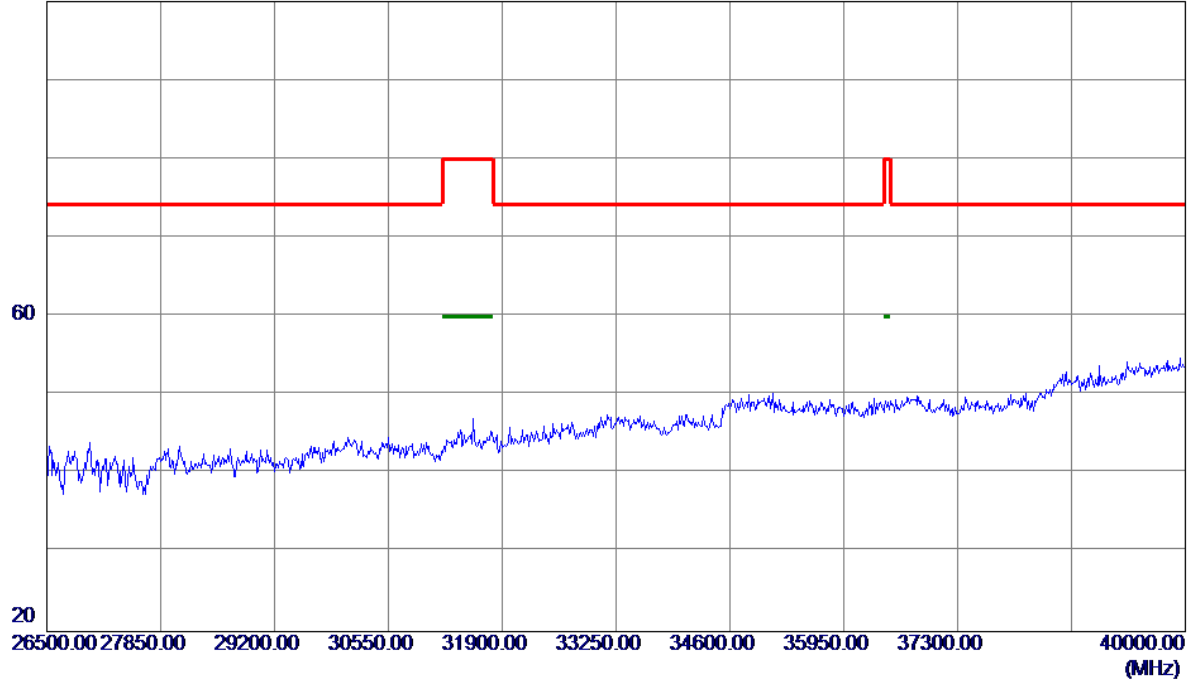


No.	Freq. MHz	Reading Level dBuV/m	Correct Factor dB	Measure ment dBuV/m	Limit dBuV/m	Margin dB	Detector	Comment
-----	--------------	----------------------------	-------------------------	---------------------------	-----------------	--------------	----------	---------

Orthogonal Axis:	X
Test Mode:	UNII-3/TX A Mode 5745MHz

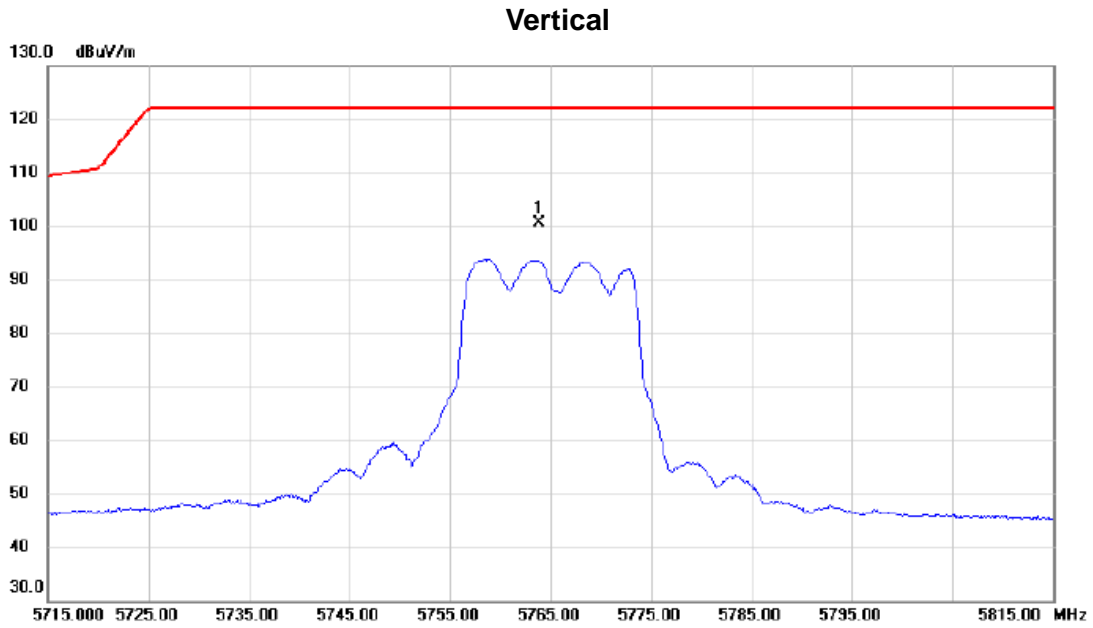
Horizontal

100 dBuV/m



No.	Freq. MHz	Reading Level dBuV/m	Correct Factor dB	Measure ment dBuV/m	Limit dBuV/m	Margin dB	Detector	Comment
-----	--------------	----------------------------	-------------------------	---------------------------	-----------------	--------------	----------	---------

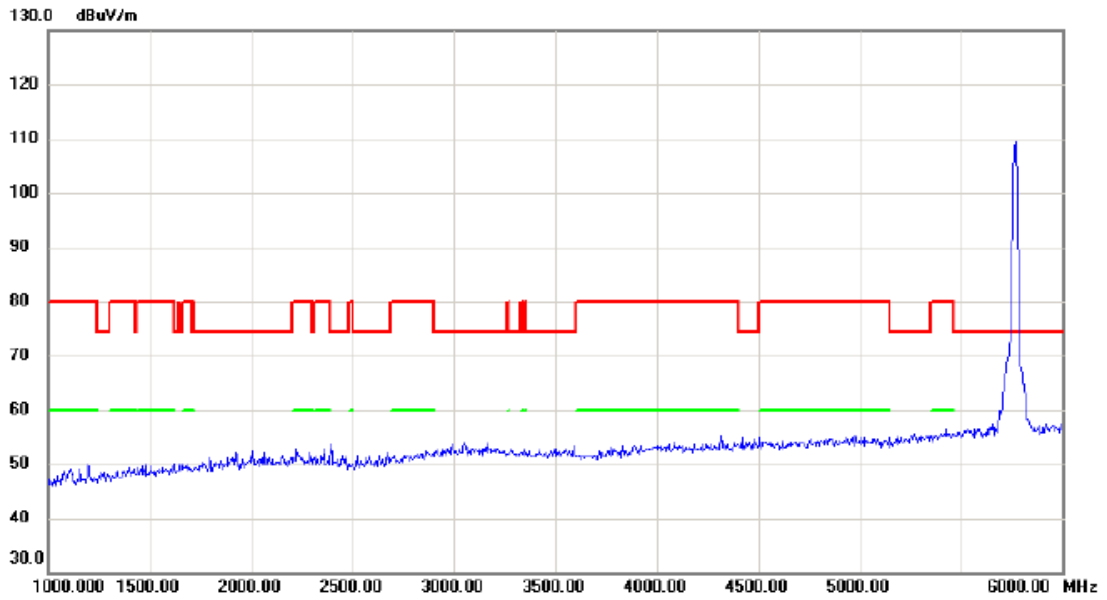
Orthogonal Axis:	X
Test Mode:	UNII-3/TX A Mode 5765MHz



No.	Mk.	Freq.	Reading Level	Correct Factor	Measurement	Limit	Margin	Detector	Comment
		MHz	dBuV	dB	dBuV/m	dBuV/m	dB		
1	*	5763.800	81.96	18.58	100.54	122.20	-21.66	peak	

Orthogonal Axis:	X
Test Mode:	UNII-3/TX A Mode 5765MHz

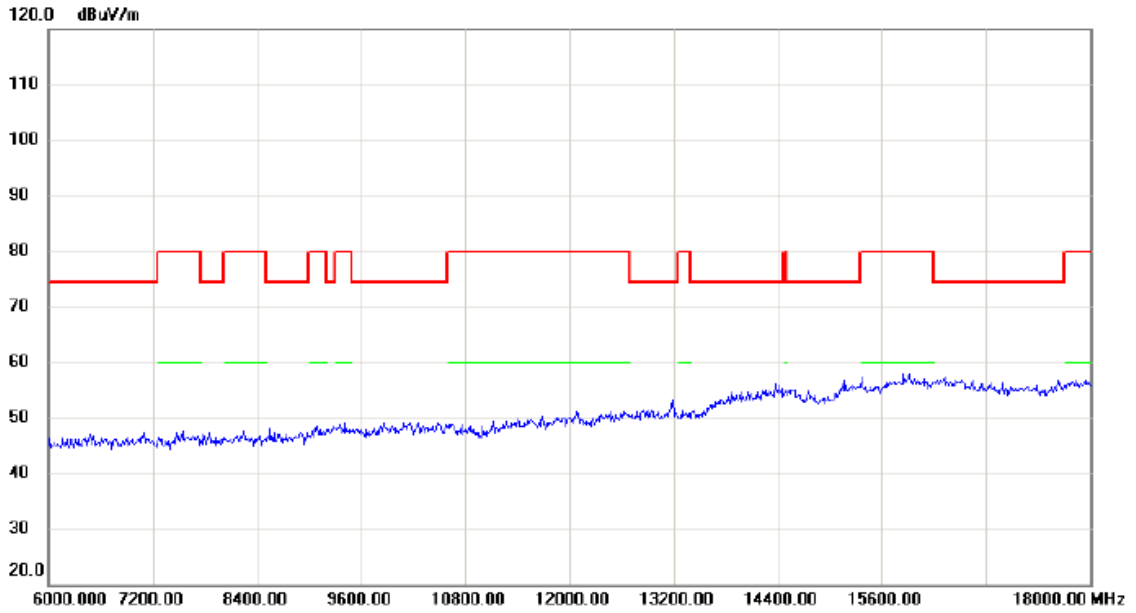
Vertical



No.	Mk.	Freq.	Reading Level	Correct Factor	Measurement	Limit	Margin	Detector	Comment
		MHz	dBuV	dB	dBuV/m	dBuV/m	dB		

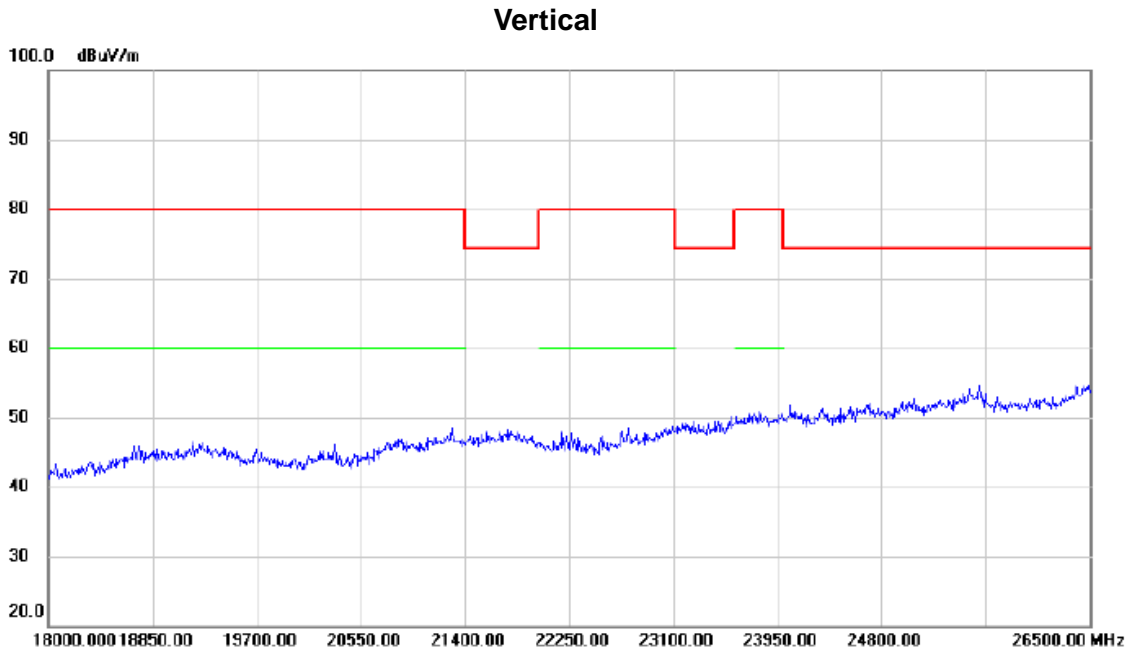
Orthogonal Axis:	X
Test Mode:	UNII-3/TX A Mode 5765MHz

Vertical



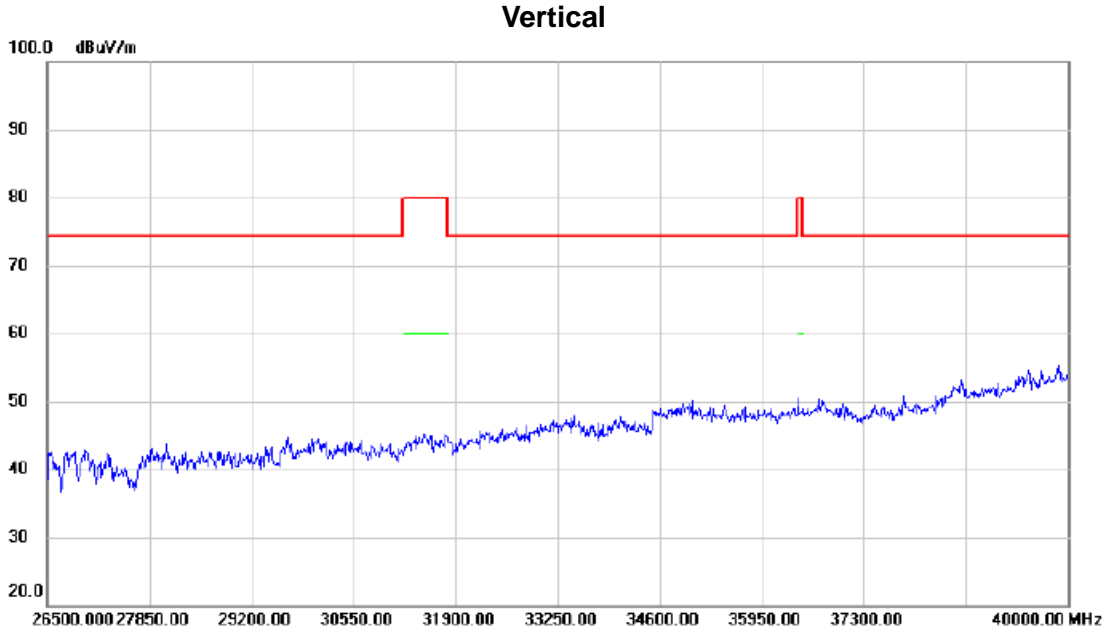
No.	Mk.	Freq.	Reading Level	Correct Factor	Measurement	Limit	Margin	Detector	Comment
		MHz	dBuV	dB	dBuV/m	dBuV/m	dB		

Orthogonal Axis:	X
Test Mode:	UNII-3/TX A Mode 5765MHz



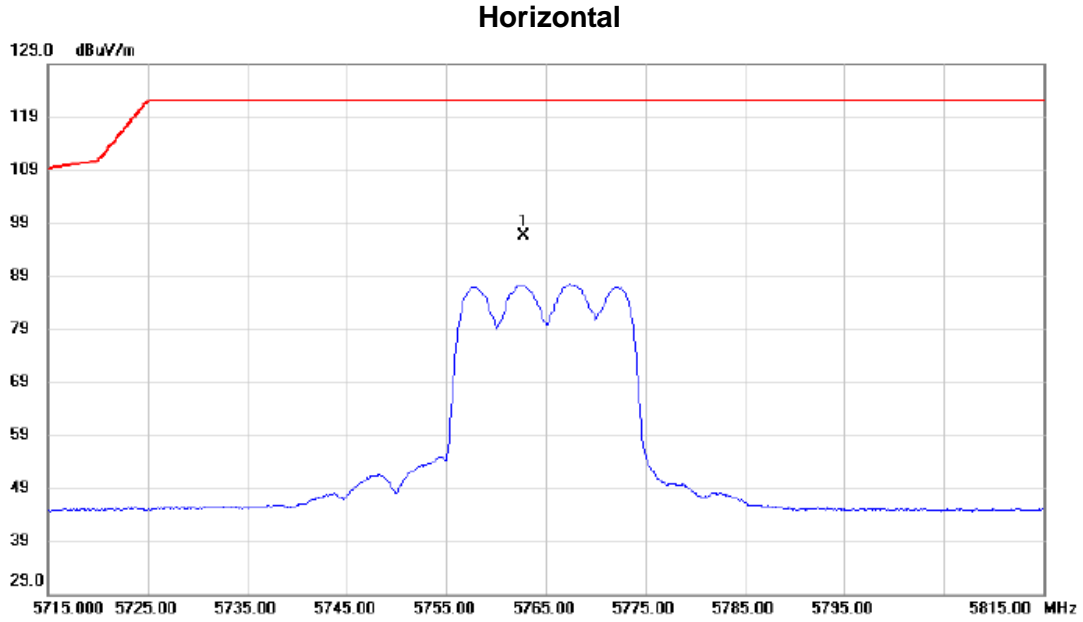
No.	Mk.	Freq.	Reading Level	Correct Factor	Measurement	Limit	Margin	Detector	Comment
		MHz	dBuV	dB	dBuV/m	dBuV/m	dB		

Orthogonal Axis:	X
Test Mode:	UNII-3/TX A Mode 5765MHz



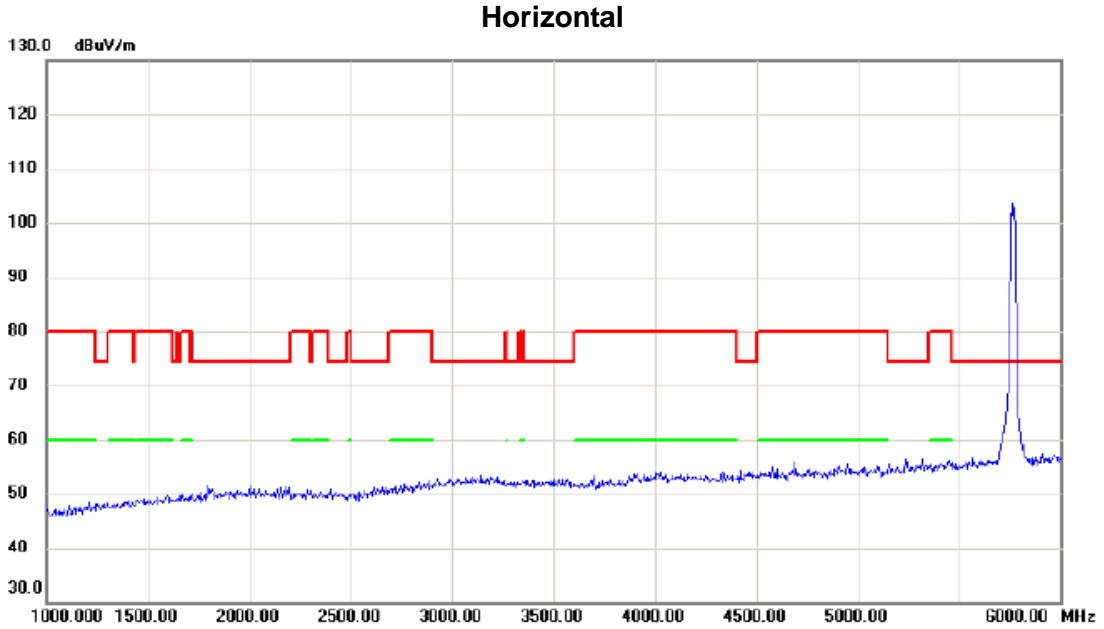
No.	Mk.	Freq.	Reading Level	Correct Factor	Measurement	Limit	Margin	Detector	Comment
		MHz	dBuV	dB	dBuV/m	dBuV/m	dB		

Orthogonal Axis:	X
Test Mode:	UNII-3/TX A Mode 5765MHz



No.	Mk.	Freq. MHz	Reading Level dBuV	Correct Factor dB	Measure- ment dBuV/m	Limit dBuV/m	Margin dB	Detector	Comment
1	*	5762.800	78.06	18.58	96.64	122.20	-25.56	peak	

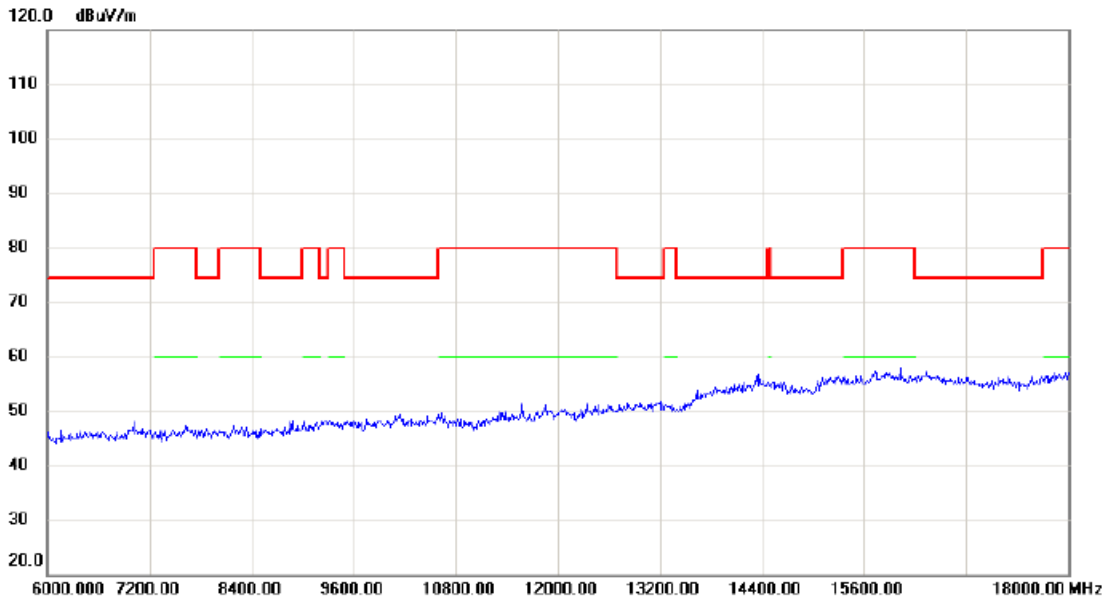
Orthogonal Axis:	X
Test Mode:	UNII-3/TX A Mode 5765MHz



No.	Mk.	Freq.	Reading Level	Correct Factor	Measurement	Limit	Margin	Detector	Comment
		MHz	dBuV	dB	dBuV/m	dBuV/m	dB		

Orthogonal Axis:	X
Test Mode:	UNII-3/TX A Mode 5765MHz

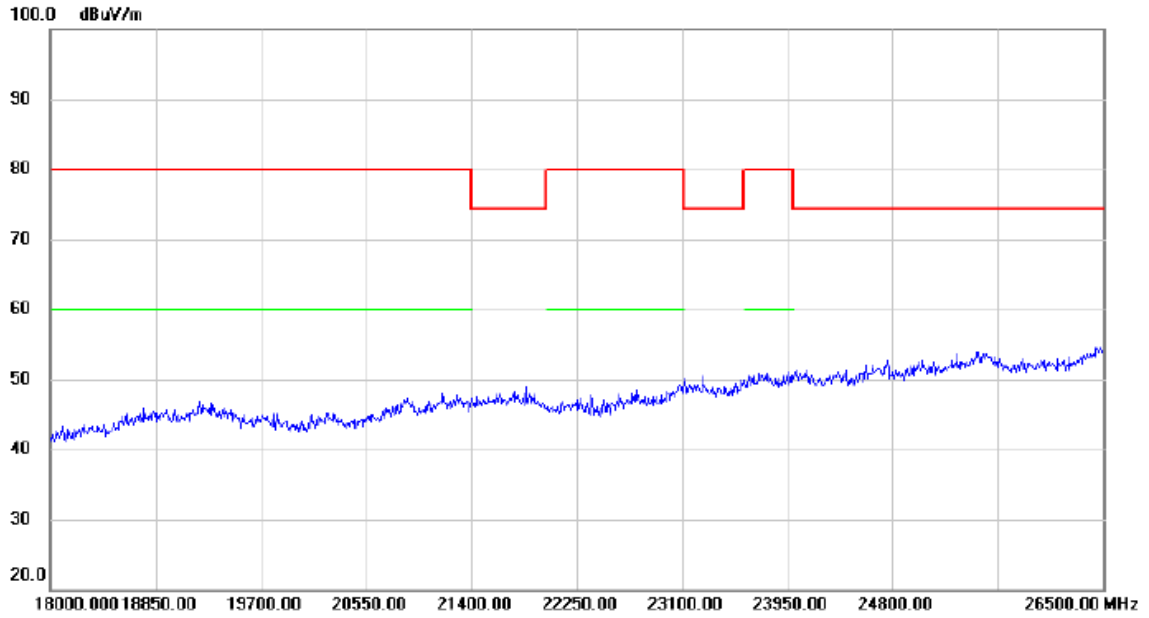
Horizontal



No.	Mk.	Freq.	Reading Level	Correct Factor	Measurement	Limit	Margin	Detector	Comment
		MHz	dBuV	dB	dBuV/m	dBuV/m	dB		

Orthogonal Axis:	X
Test Mode:	UNII-3/TX A Mode 5765MHz

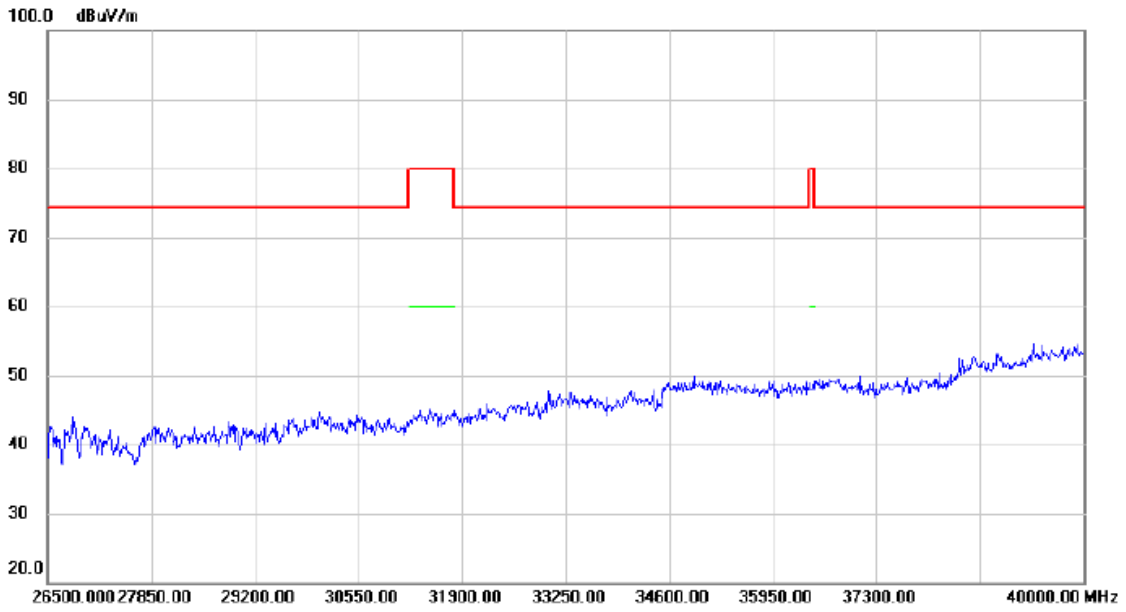
Horizontal



No.	Mk.	Freq.	Reading Level	Correct Factor	Measurement	Limit	Margin	Detector	Comment
		MHz	dBuV	dB	dBuV/m	dBuV/m	dB		

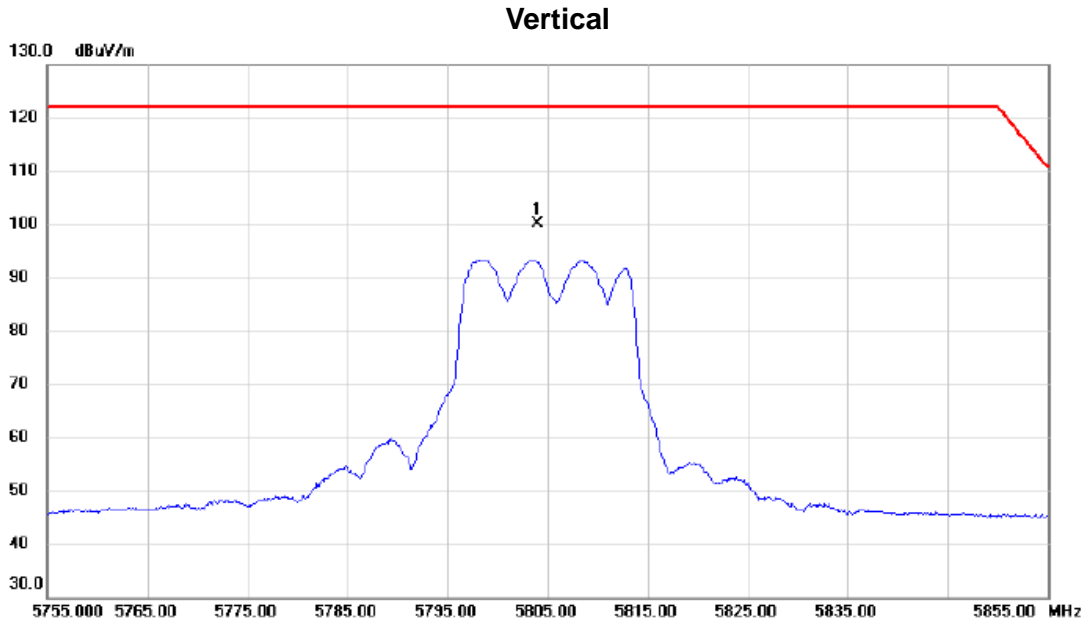
Orthogonal Axis:	X
Test Mode:	UNII-3/TX A Mode 5765MHz

Horizontal



No.	Mk.	Freq.	Reading Level	Correct Factor	Measurement	Limit	Margin	Detector	Comment
		MHz	dBuV	dB	dBuV/m	dBuV/m	dB		

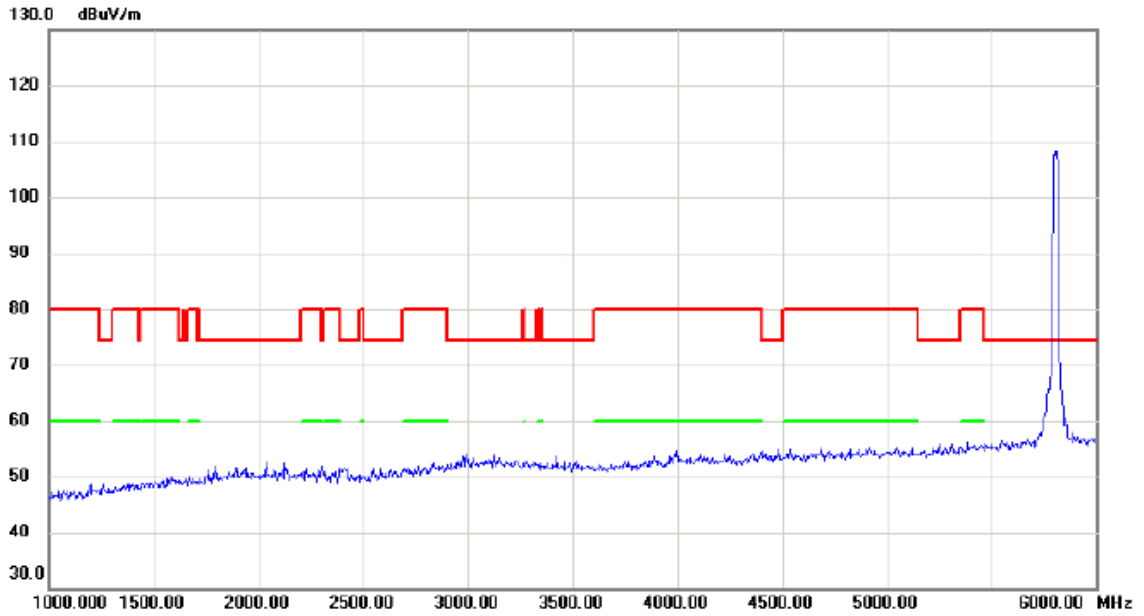
Orthogonal Axis:	X
Test Mode:	UNII-3/TX A Mode 5805MHz



No.	Mk.	Freq.	Reading Level	Correct Factor	Measurement	Limit	Margin	Detector	Comment
		MHz	dBuV	dB	dBuV/m	dBuV/m	dB		
1	*	5804.000	81.48	18.71	100.19	122.20	-22.01	peak	

Orthogonal Axis:	X
Test Mode:	UNII-3/TX A Mode 5805MHz

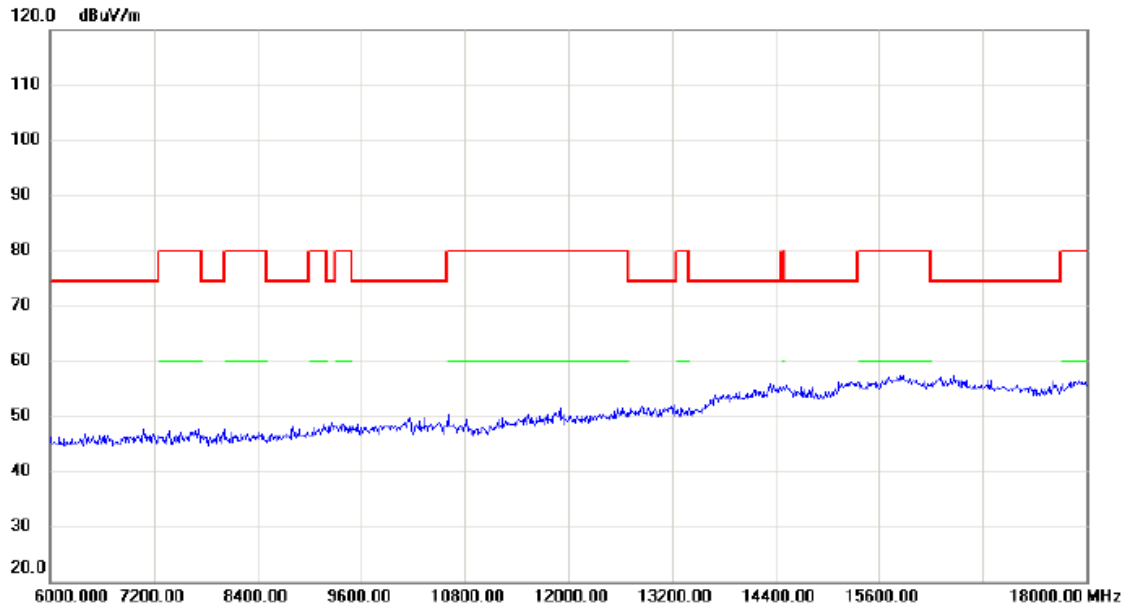
Vertical



No.	Mk.	Freq.	Reading Level	Correct Factor	Measurement	Limit	Margin	Detector	Comment
		MHz	dBuV	dB	dBuV/m	dBuV/m	dB		

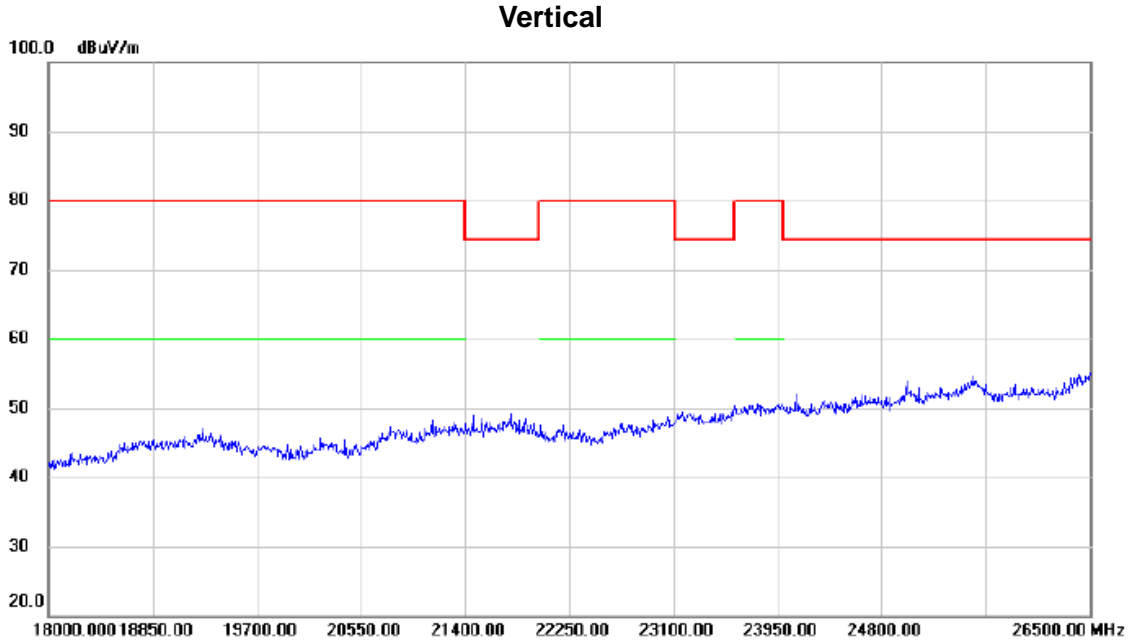
Orthogonal Axis:	X
Test Mode:	UNII-3/TX A Mode 5805MHz

Vertical



No.	Mk.	Freq.	Reading Level	Correct Factor	Measurement	Limit	Margin	Detector	Comment
		MHz	dBuV	dB	dBuV/m	dBuV/m	dB		

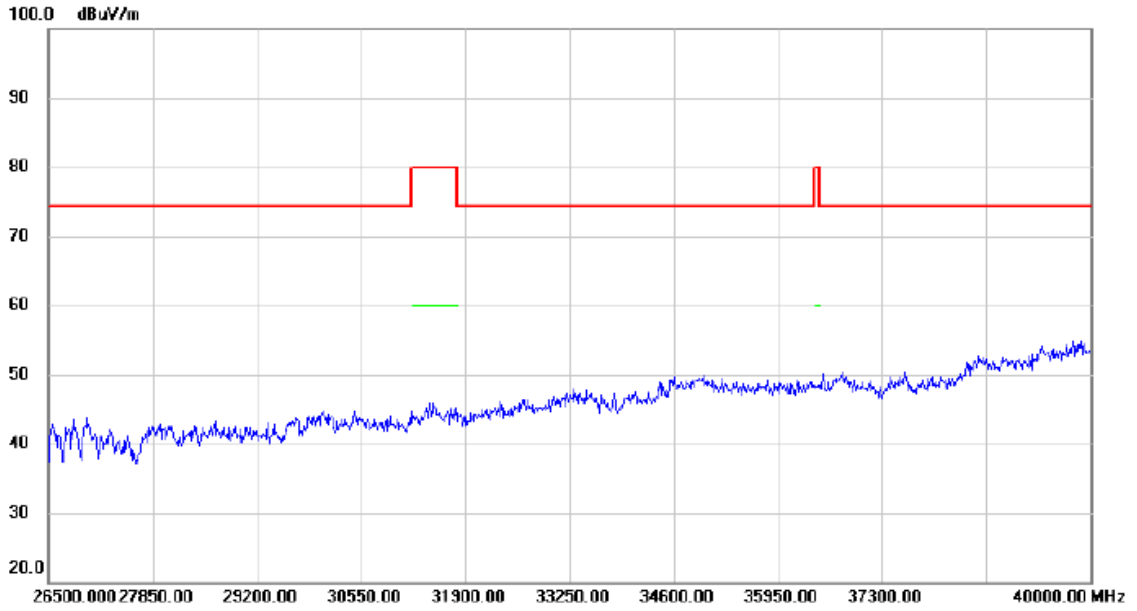
Orthogonal Axis:	X
Test Mode:	UNII-3/TX A Mode 5805MHz



No.	Mk.	Freq.	Reading Level	Correct Factor	Measurement	Limit	Margin	Detector	Comment
		MHz	dBuV	dB	dBuV/m	dBuV/m	dB		

Orthogonal Axis:	X
Test Mode:	UNII-3/TX A Mode 5805MHz

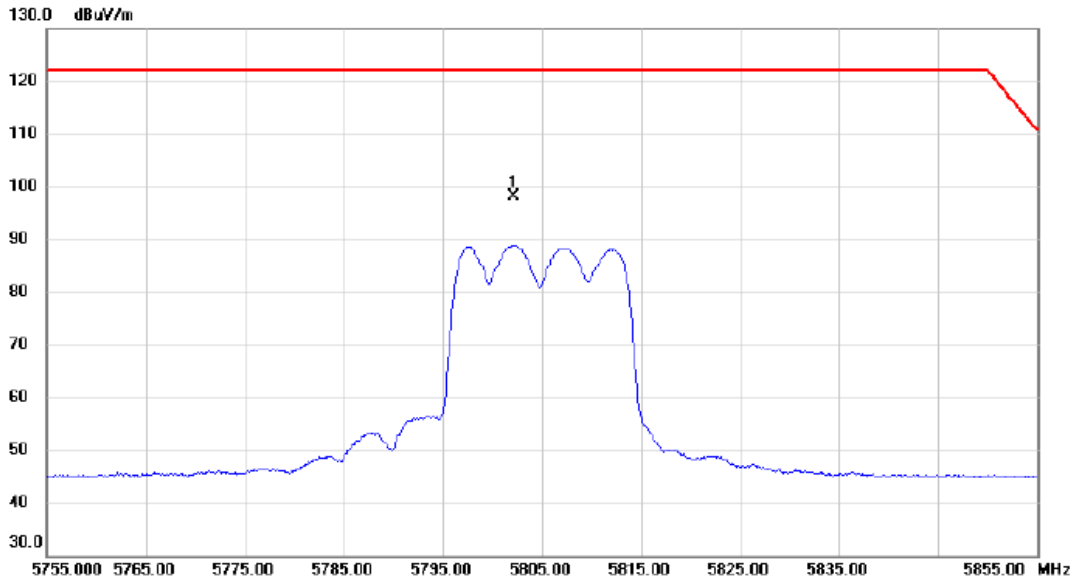
Vertical



No.	Mk.	Freq.	Reading Level	Correct Factor	Measurement	Limit	Margin	Detector	Comment
		MHz	dBuV	dB	dBuV/m	dBuV/m	dB		

Orthogonal Axis:	X
Test Mode:	UNII-3/TX A Mode 5805MHz

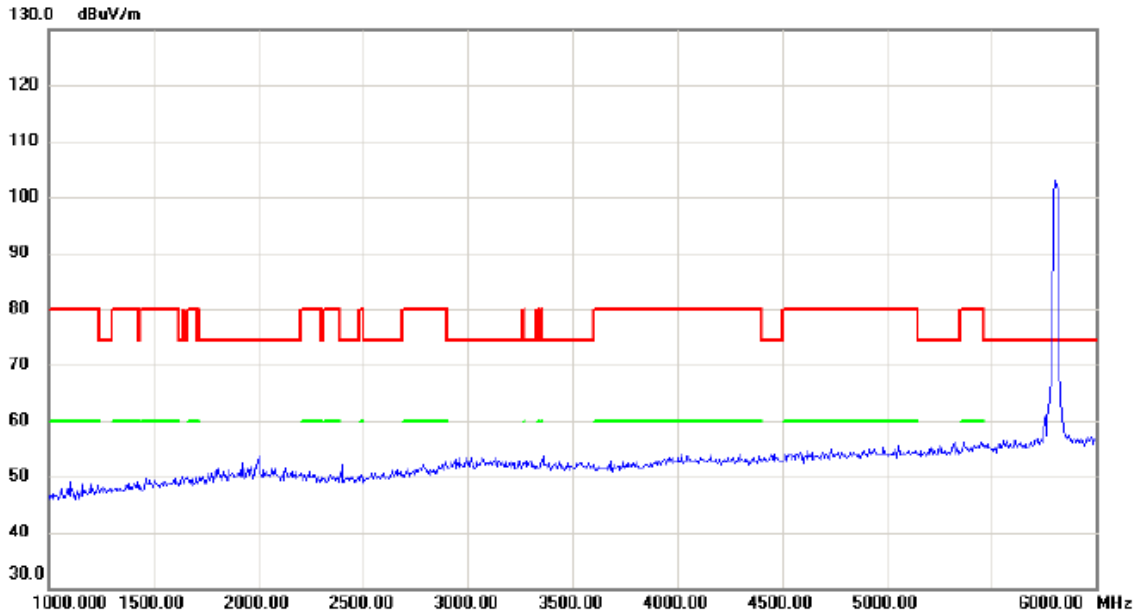
Horizontal



No.	Mk.	Freq.	Reading Level	Correct Factor	Measurement	Limit	Margin	Detector	Comment
		MHz	dBuV	dB	dBuV/m	dBuV/m	dB		
1	*	5802.100	79.45	18.71	98.16	122.20	-24.04	peak	

Orthogonal Axis:	X
Test Mode:	UNII-3/TX A Mode 5805MHz

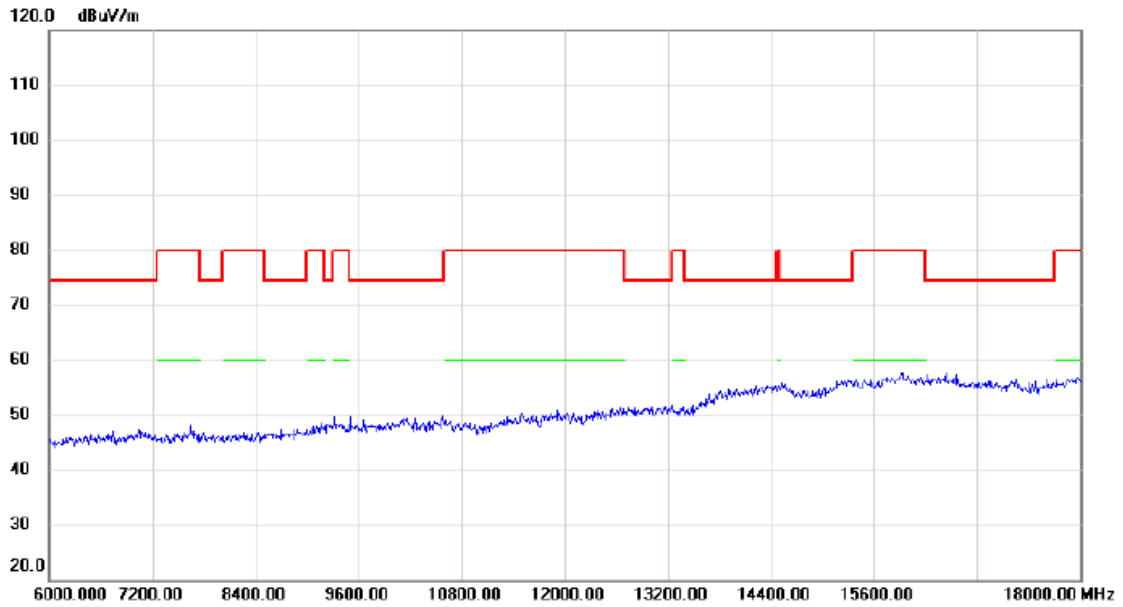
Horizontal



No.	Mk.	Freq.	Reading Level	Correct Factor	Measurement	Limit	Margin	Detector	Comment
		MHz	dBuV	dB	dBuV/m	dBuV/m	dB		

Orthogonal Axis:	X
Test Mode:	UNII-3/TX A Mode 5805MHz

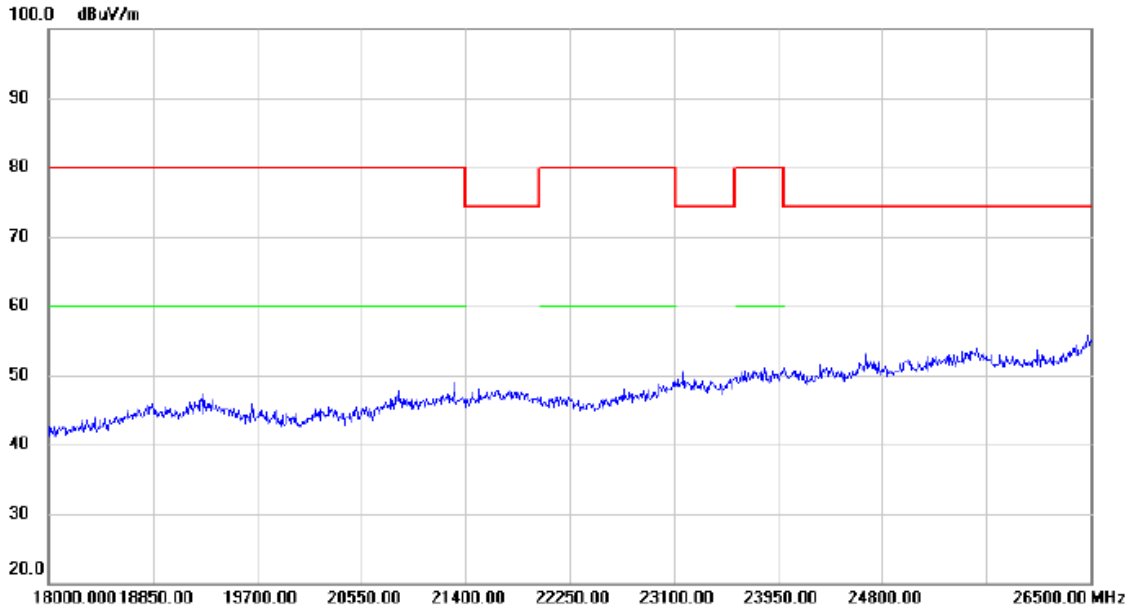
Horizontal



No.	Mk.	Freq.	Reading Level	Correct Factor	Measurement	Limit	Margin	Detector	Comment
		MHz	dBuV	dB	dBuV/m	dBuV/m	dB		

Orthogonal Axis:	X
Test Mode:	UNII-3/TX A Mode 5805MHz

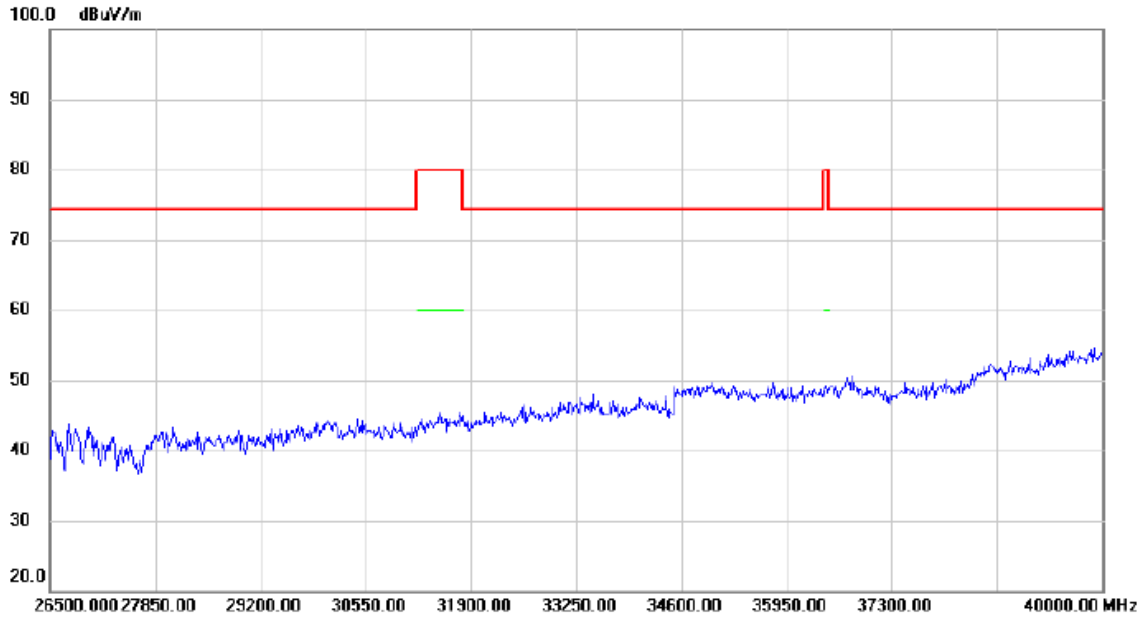
Horizontal



No.	Mk.	Freq.	Reading Level	Correct Factor	Measurement	Limit	Margin	Detector	Comment
		MHz	dBuV	dB	dBuV/m	dBuV/m	dB		

Orthogonal Axis:	X
Test Mode:	UNII-3/TX A Mode 5805MHz

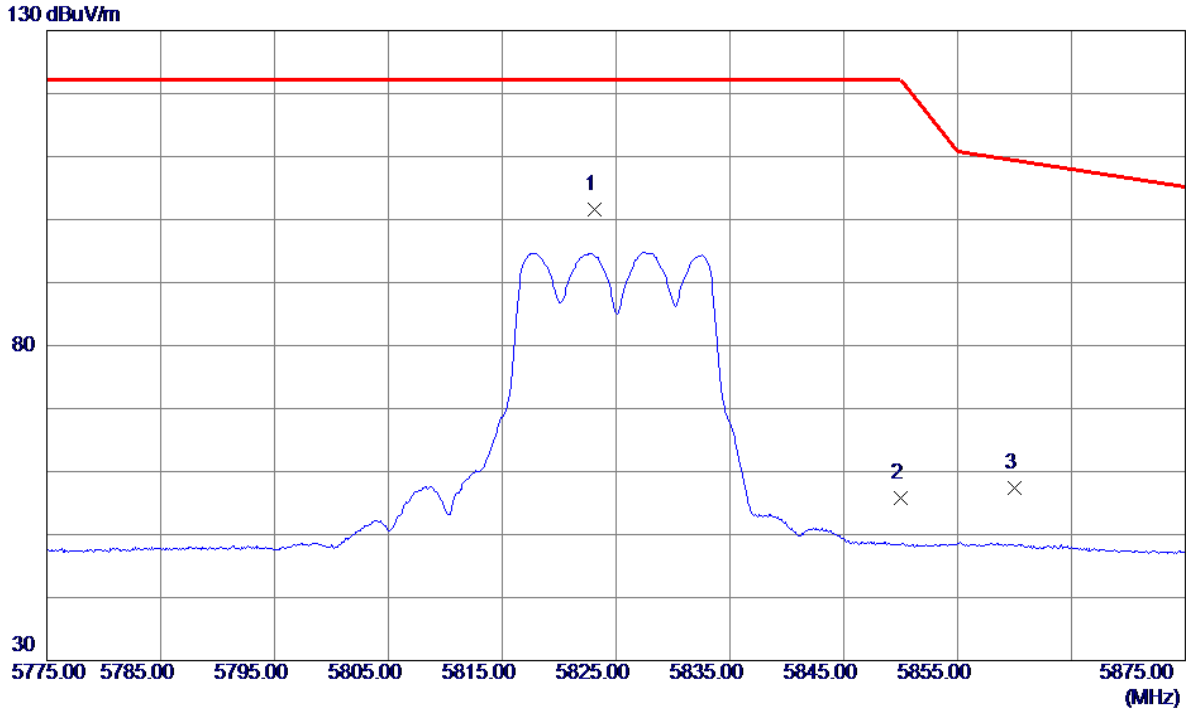
Horizontal



No. Mk.	Freq. MHz	Reading Level dBuV	Correct Factor dB	Measure- ment dBuV/m	Limit dBuV/m	Margin dB	Detector	Comment
---------	--------------	--------------------------	-------------------------	----------------------------	-----------------	--------------	----------	---------

Orthogonal Axis:	X
Test Mode:	UNII-3/TX A Mode 5825MHz

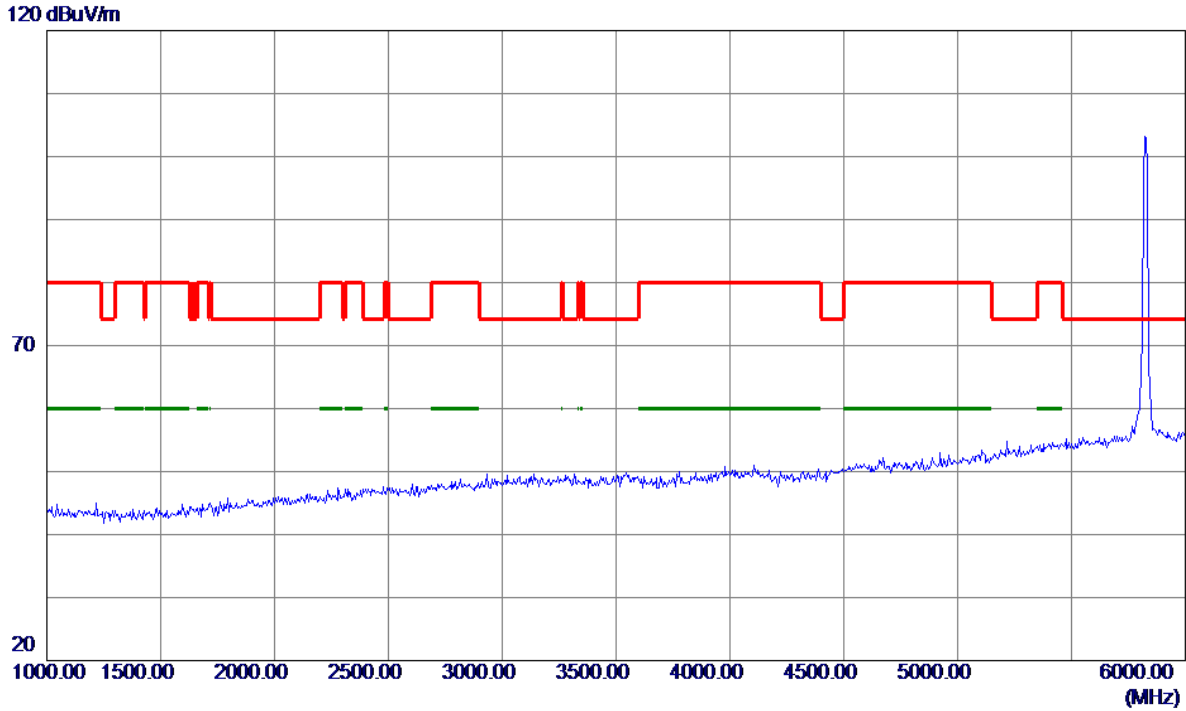
Vertical



No.	Freq. MHz	Reading Level dBuV/m	Correct Factor dB	Measure ment dBuV/m	Limit dBuV/m	Margin dB	Detector	Comment
1 *	5823.1000	79.92	21.59	101.51	122.20	-20.69	Peak	
2	5850.0000	34.16	21.69	55.85	122.20	-66.35	Peak	
3	5860.0000	35.62	21.73	57.35	109.40	-52.05	Peak	

Orthogonal Axis:	X
Test Mode:	UNII-3/TX A Mode 5825MHz

Vertical

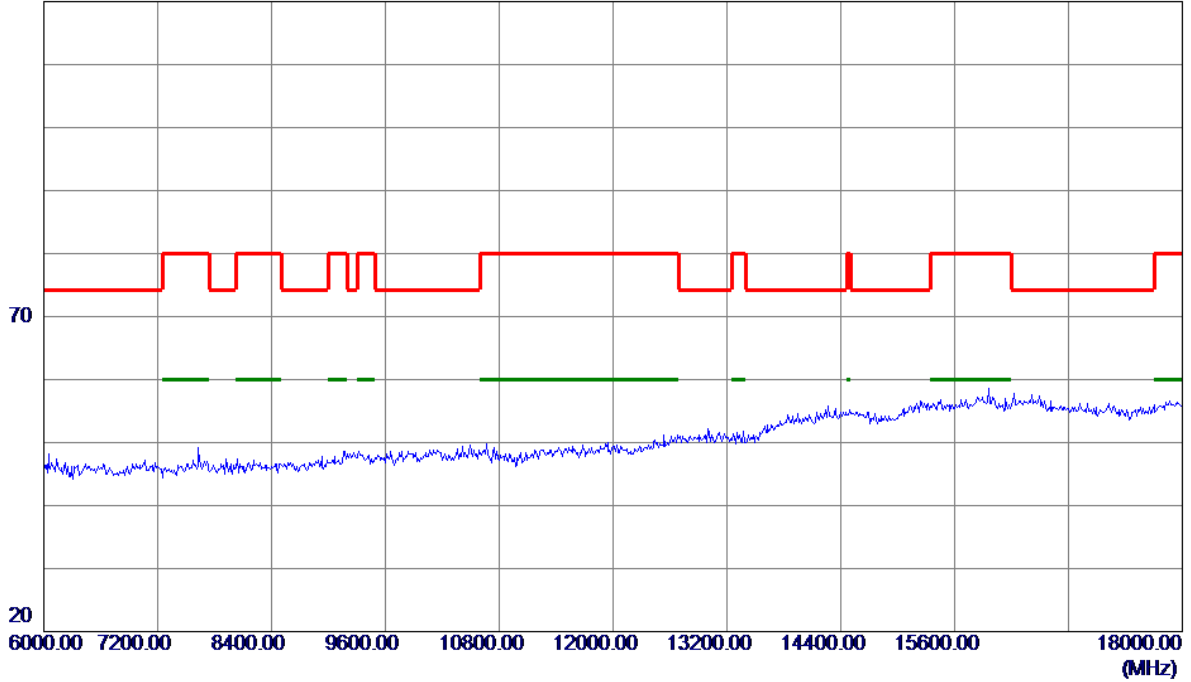


No.	Freq. MHz	Reading Level dBuV/m	Correct Factor dB	Measure ment dBuV/m	Limit dBuV/m	Margin dB	Detector	Comment
-----	--------------	----------------------------	-------------------------	---------------------------	-----------------	--------------	----------	---------

Orthogonal Axis:	X
Test Mode:	UNII-3/TX A Mode 5825MHz

Vertical

120 dBuV/m

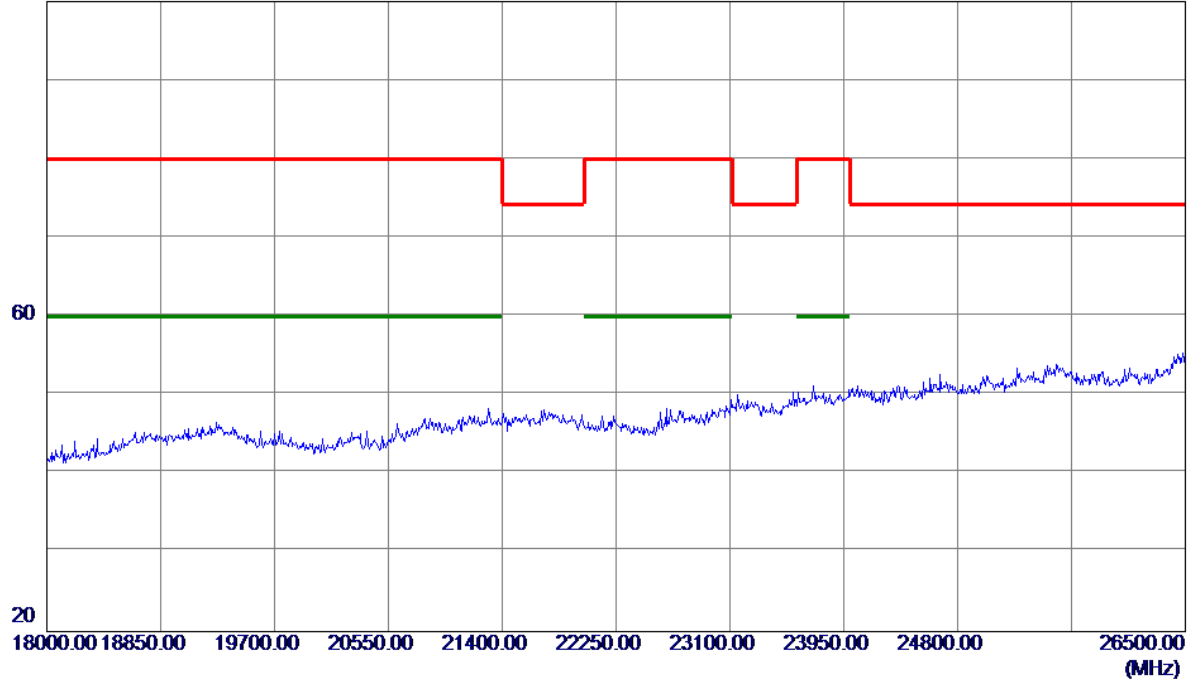


No.	Freq. MHz	Reading Level dBuV/m	Correct Factor dB	Measure ment dBuV/m	Limit dBuV/m	Margin dB	Detector	Comment
-----	--------------	----------------------------	-------------------------	---------------------------	-----------------	--------------	----------	---------

Orthogonal Axis:	X
Test Mode:	UNII-3/TX A Mode 5825MHz

Vertical

100 dBuV/m

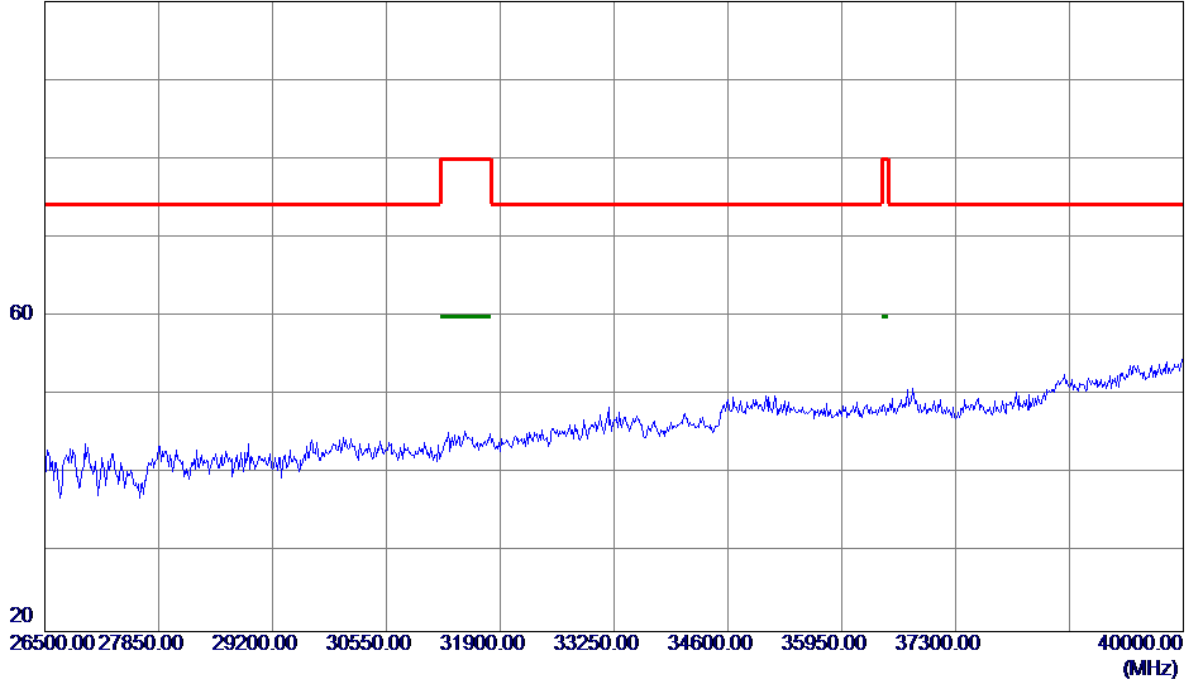


No.	Freq. MHz	Reading Level dBuV/m	Correct Factor dB	Measure ment dBuV/m	Limit dBuV/m	Margin dB	Detector	Comment
-----	--------------	----------------------------	-------------------------	---------------------------	-----------------	--------------	----------	---------

Orthogonal Axis:	X
Test Mode:	UNII-3/TX A Mode 5825MHz

Vertical

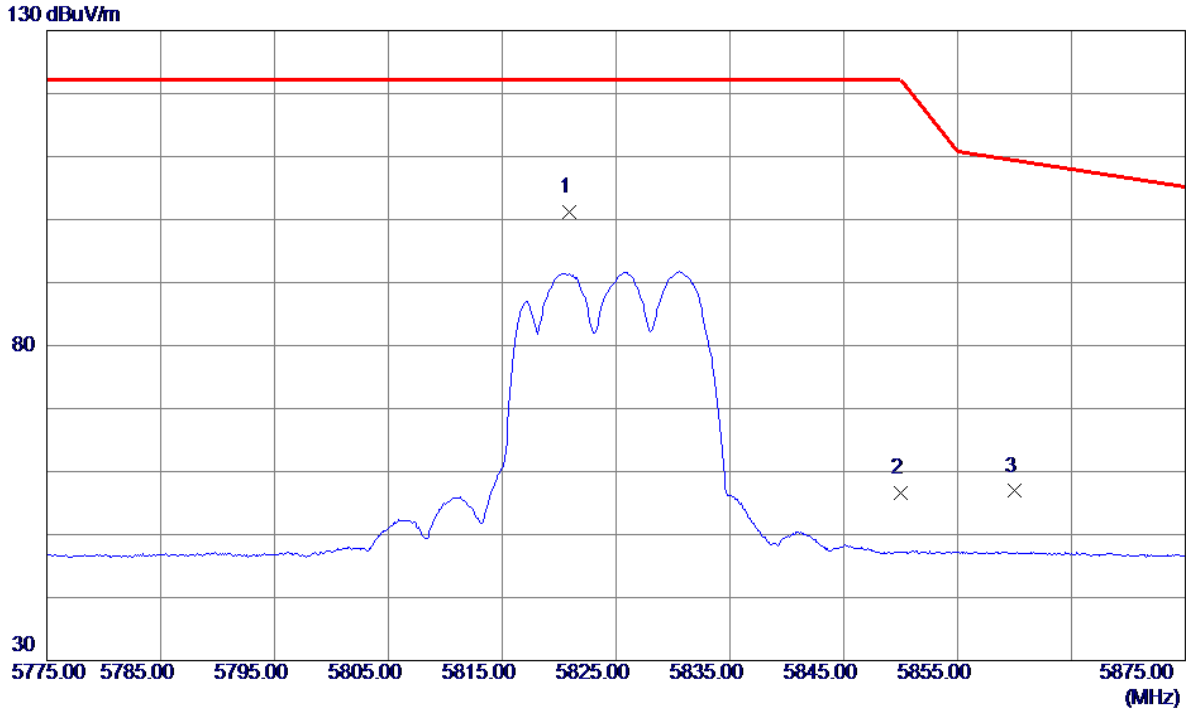
100 dBuV/m



No.	Freq. MHz	Reading Level dBuV/m	Correct Factor dB	Measure ment dBuV/m	Limit dBuV/m	Margin dB	Detector	Comment
-----	--------------	----------------------------	-------------------------	---------------------------	-----------------	--------------	----------	---------

Orthogonal Axis:	X
Test Mode:	UNII-3/TX A Mode 5825MHz

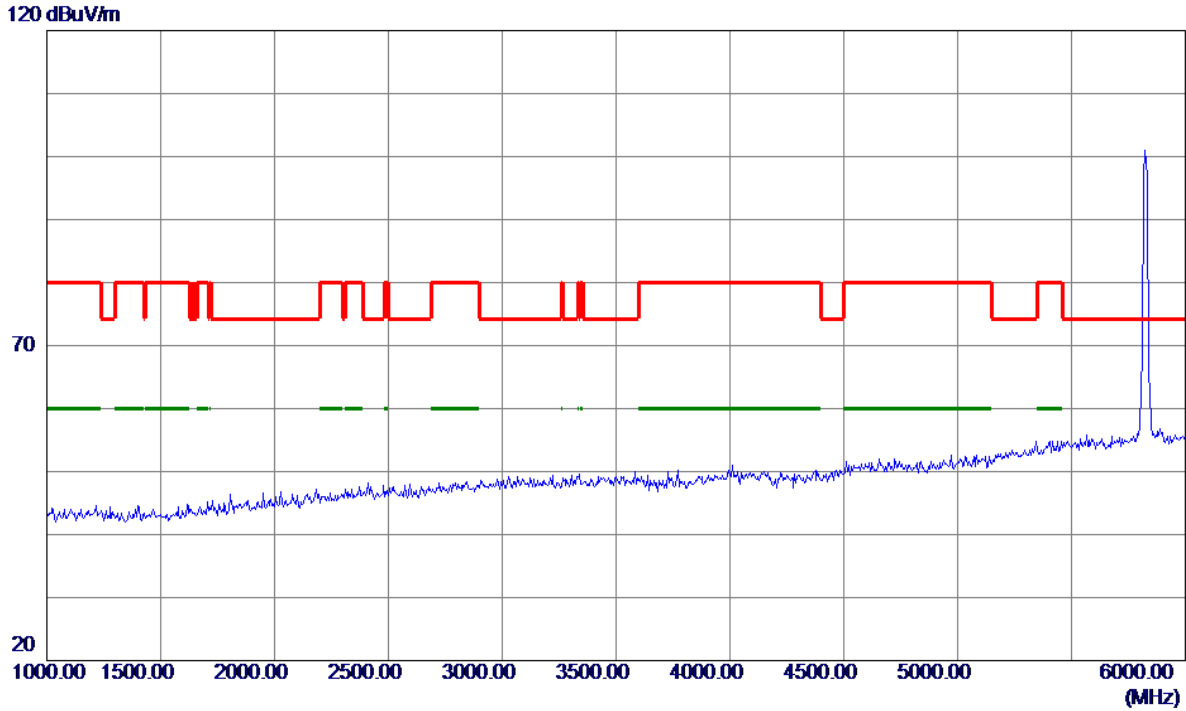
Horizontal



No.	Freq. MHz	Reading Level dBuV/m	Correct Factor dB	Measure ment dBuV/m	Limit dBuV/m	Margin dB	Detector	Comment
1 *	5820.9000	79.66	21.58	101.24	122.20	-20.96	Peak	
2	5850.0000	34.97	21.69	56.66	122.20	-65.54	Peak	
3	5860.0000	35.17	21.73	56.90	109.40	-52.50	Peak	

Orthogonal Axis:	X
Test Mode:	UNII-3/TX A Mode 5825MHz

Horizontal

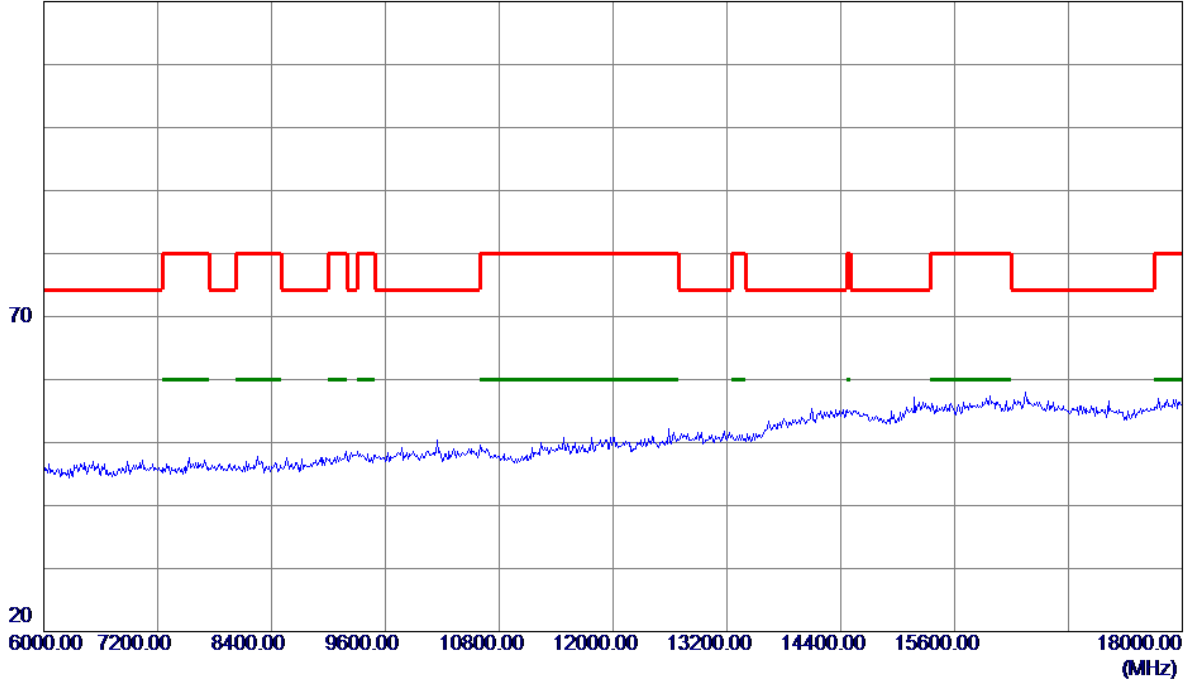


No.	Freq. MHz	Reading Level dBuV/m	Correct Factor dB	Measure ment dBuV/m	Limit dBuV/m	Margin dB	Detector	Comment
-----	--------------	----------------------------	-------------------------	---------------------------	-----------------	--------------	----------	---------

Orthogonal Axis:	X
Test Mode:	UNII-3/TX A Mode 5825MHz

Horizontal

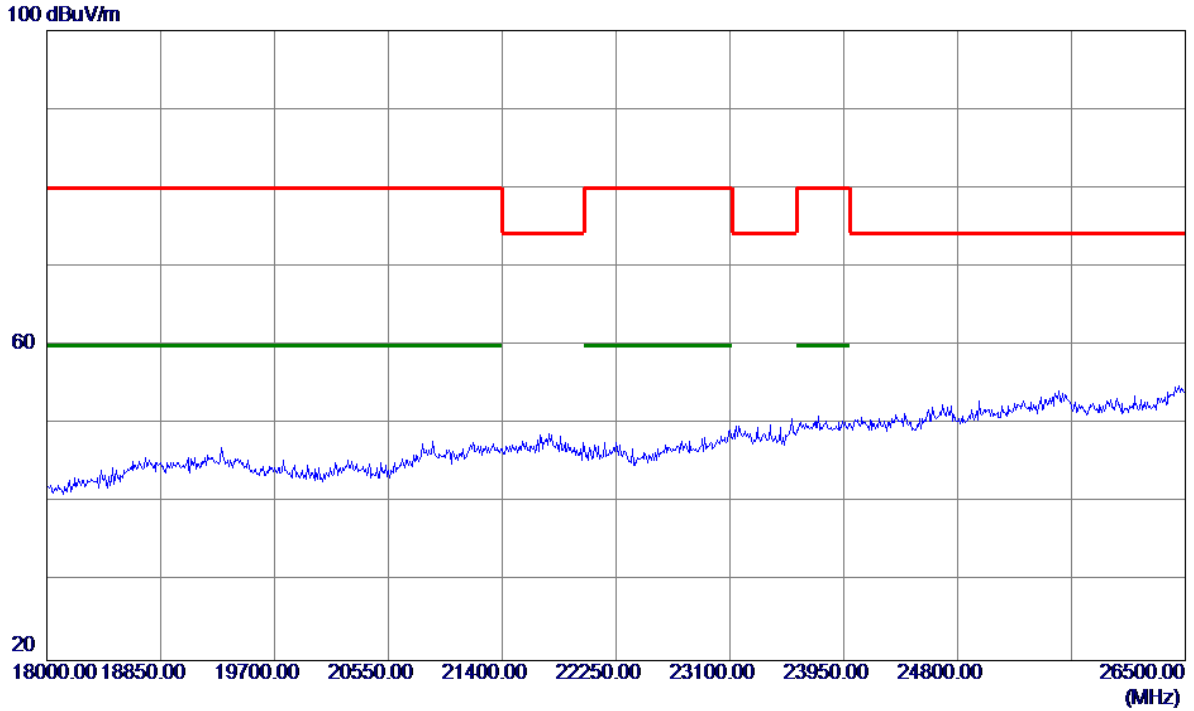
120 dBuV/m



No.	Freq. MHz	Reading Level dBuV/m	Correct Factor dB	Measure ment dBuV/m	Limit dBuV/m	Margin dB	Detector	Comment
-----	--------------	----------------------------	-------------------------	---------------------------	-----------------	--------------	----------	---------

Orthogonal Axis:	X
Test Mode:	UNII-3/TX A Mode 5825MHz

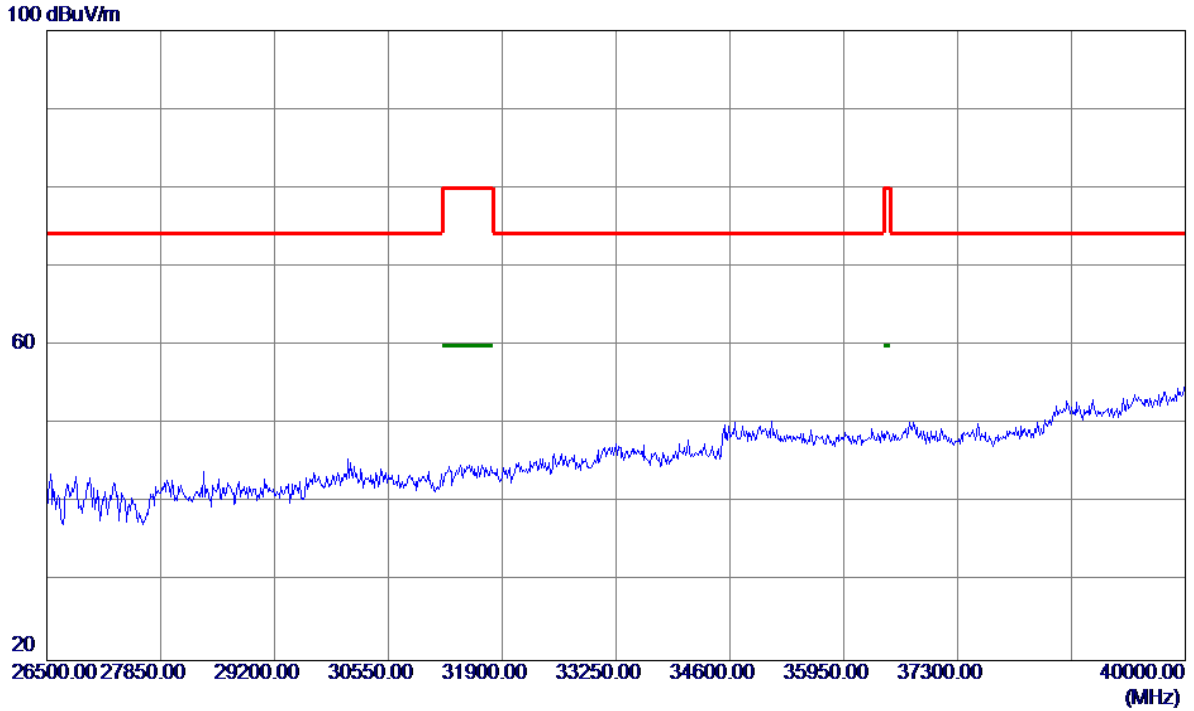
Horizontal



No.	Freq. MHz	Reading Level dBuV/m	Correct Factor dB	Measure ment dBuV/m	Limit dBuV/m	Margin dB	Detector	Comment
-----	--------------	----------------------------	-------------------------	---------------------------	-----------------	--------------	----------	---------

Orthogonal Axis:	X
Test Mode:	UNII-3/TX A Mode 5825MHz

Horizontal

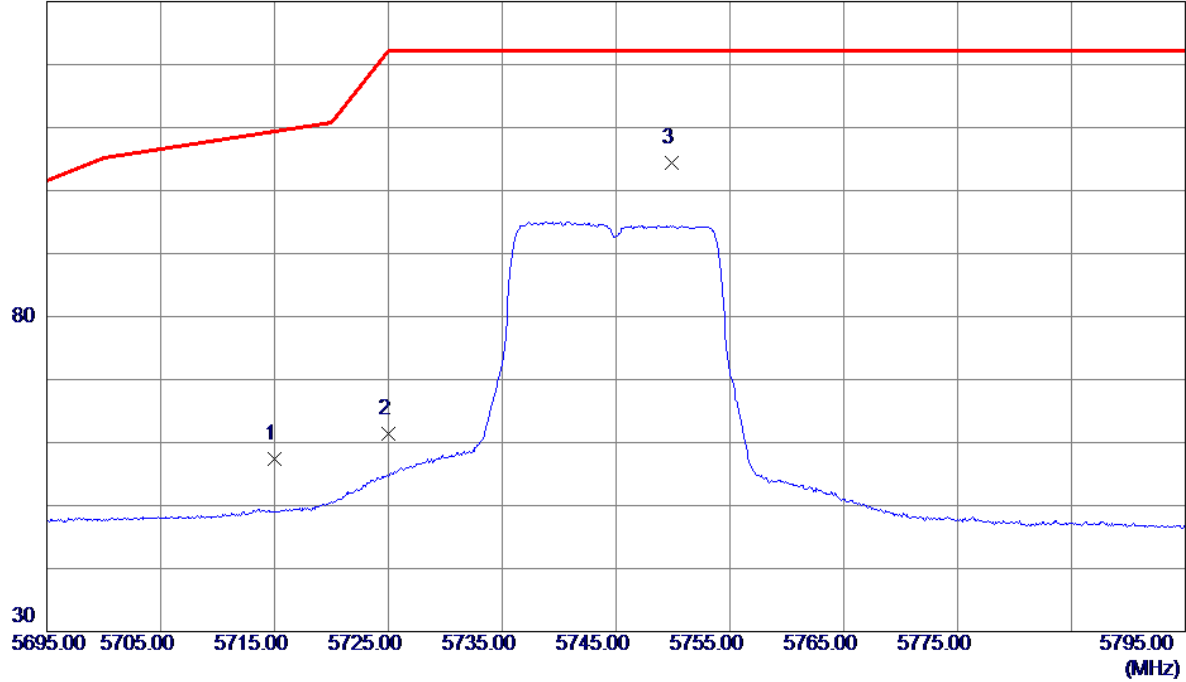


No.	Freq. MHz	Reading Level dBuV/m	Correct Factor dB	Measure ment dBuV/m	Limit dBuV/m	Margin dB	Detector	Comment
-----	--------------	----------------------------	-------------------------	---------------------------	-----------------	--------------	----------	---------

Orthogonal Axis:	X
Test Mode:	UNII-3/TX N20 Mode 5745MHz

Vertical

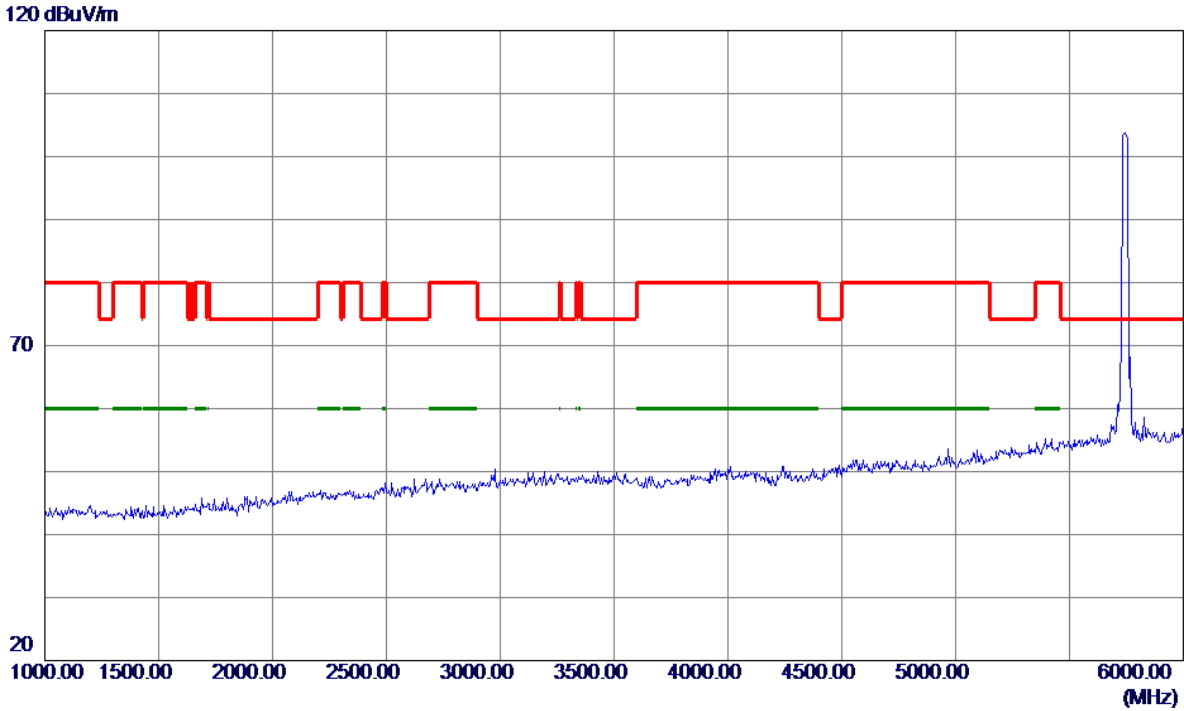
130 dBuV/m



No.	Freq. MHz	Reading Level dBuV/m	Correct Factor dB	Measure ment dBuV/m	Limit dBuV/m	Margin dB	Detector	Comment
1	5715.0000	36.24	21.16	57.40	109.40	-52.00	Peak	
2	5725.0000	40.21	21.20	61.41	122.20	-60.79	Peak	
3 *	5749.9000	83.15	21.30	104.45	122.20	-17.75	Peak	

Orthogonal Axis:	X
Test Mode:	UNII-3/TX N20 Mode 5745MHz

Vertical

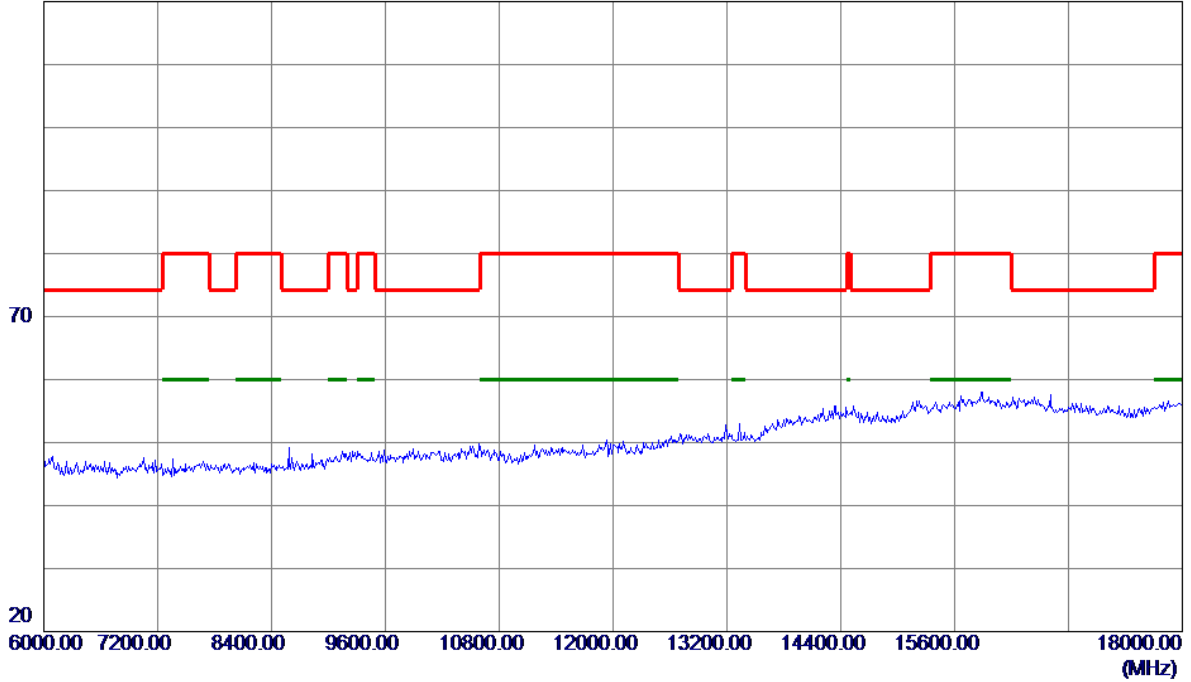


No.	Freq. MHz	Reading Level dBuV/m	Correct Factor dB	Measure ment dBuV/m	Limit dBuV/m	Margin dB	Detector	Comment
-----	--------------	----------------------------	-------------------------	---------------------------	-----------------	--------------	----------	---------

Orthogonal Axis:	X
Test Mode:	UNII-3/TX N20 Mode 5745MHz

Vertical

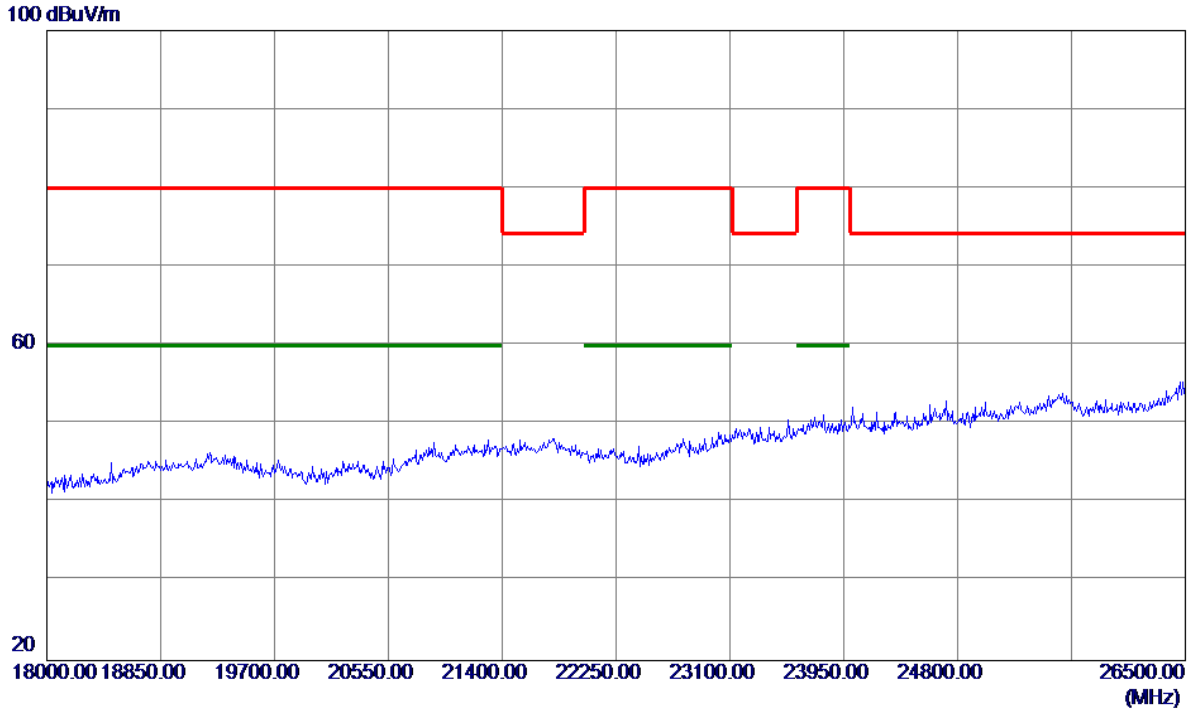
120 dBuV/m



No.	Freq. MHz	Reading Level dBuV/m	Correct Factor dB	Measure ment dBuV/m	Limit dBuV/m	Margin dB	Detector	Comment
-----	--------------	----------------------------	-------------------------	---------------------------	-----------------	--------------	----------	---------

Orthogonal Axis:	X
Test Mode:	UNII-3/TX N20 Mode 5745MHz

Vertical

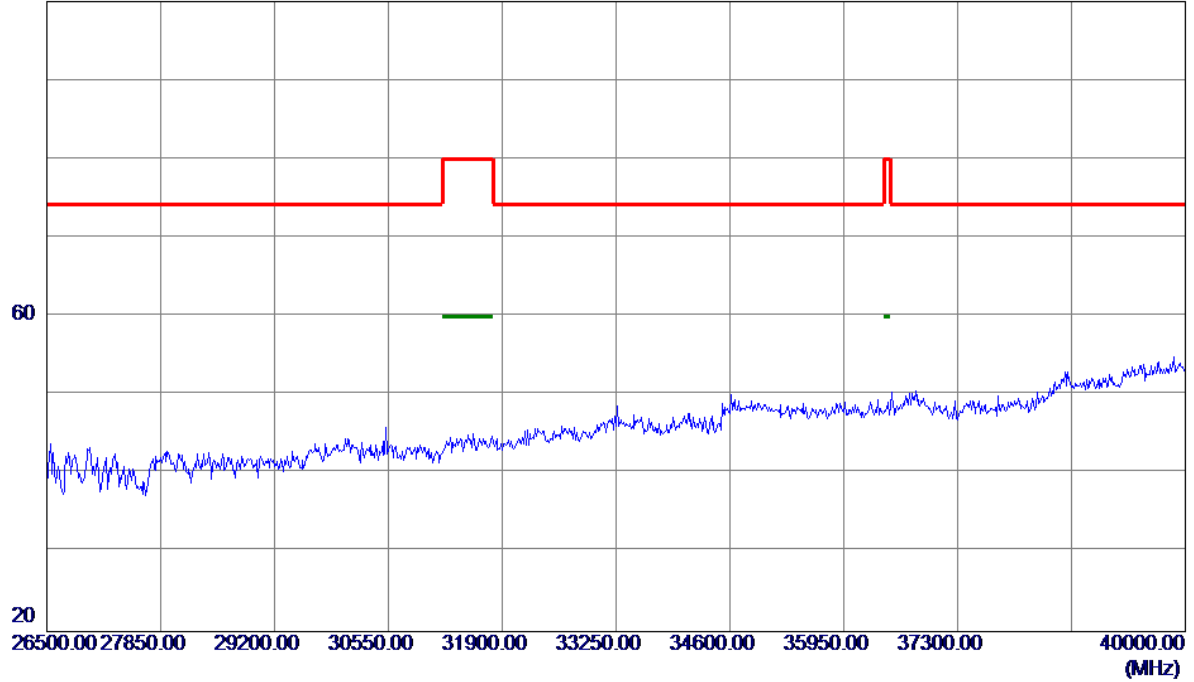


No.	Freq. MHz	Reading Level dBuV/m	Correct Factor dB	Measure ment dBuV/m	Limit dBuV/m	Margin dB	Detector	Comment
-----	--------------	----------------------------	-------------------------	---------------------------	-----------------	--------------	----------	---------

Orthogonal Axis:	X
Test Mode:	UNII-3/TX N20 Mode 5745MHz

Vertical

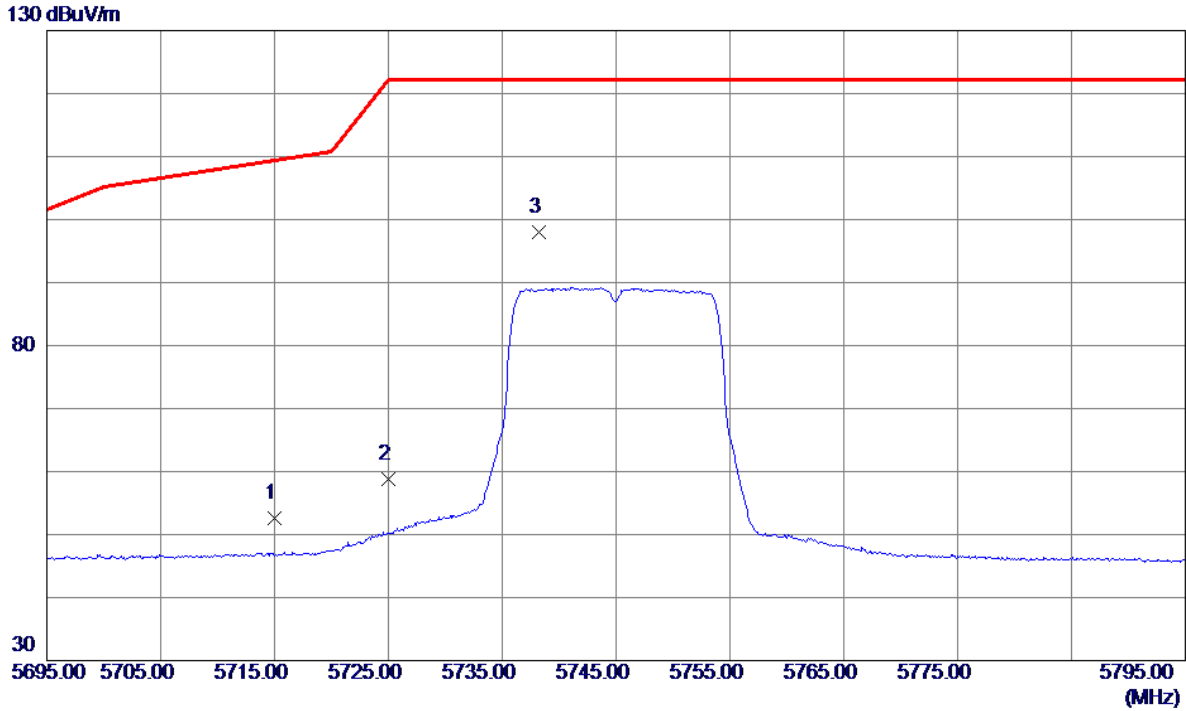
100 dBuV/m



No.	Freq. MHz	Reading Level dBuV/m	Correct Factor dB	Measure ment dBuV/m	Limit dBuV/m	Margin dB	Detector	Comment
-----	--------------	----------------------------	-------------------------	---------------------------	-----------------	--------------	----------	---------

Orthogonal Axis:	X
Test Mode:	UNII-3/TX N20 Mode 5745MHz

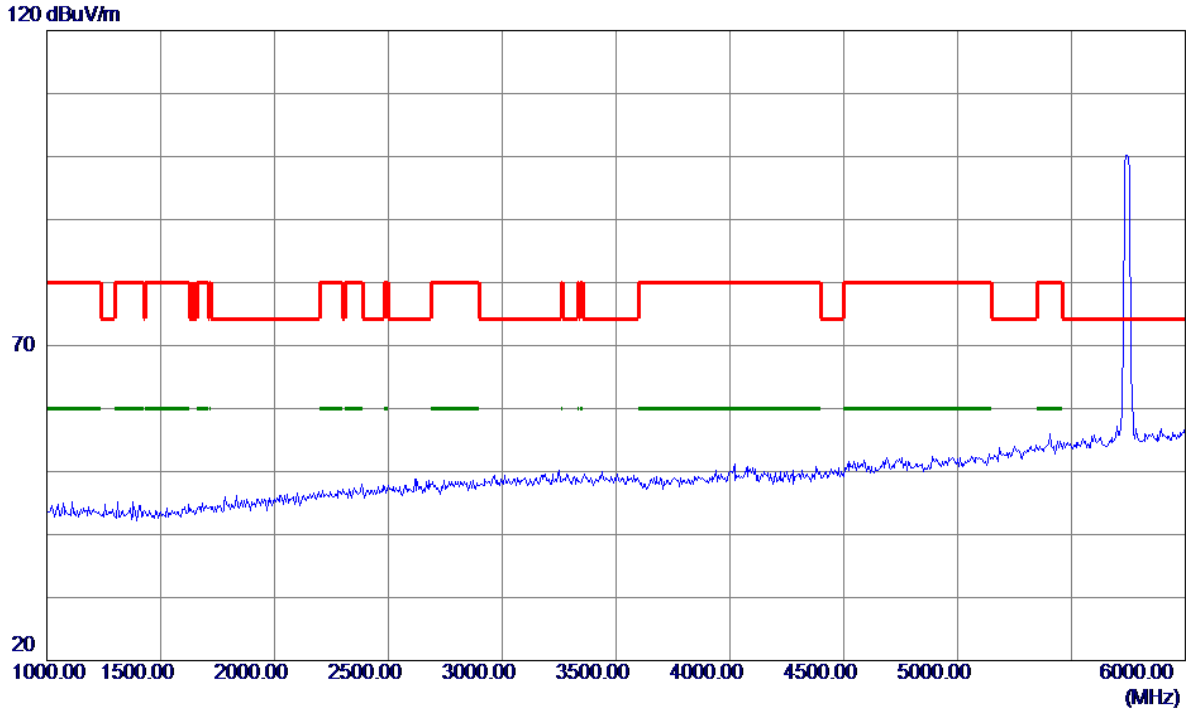
Horizontal



No.	Freq. MHz	Reading Level dBuV/m	Correct Factor dB	Measure ment dBuV/m	Limit dBuV/m	Margin dB	Detector	Comment
1	5715.0000	31.46	21.16	52.62	109.40	-56.78	Peak	
2	5725.0000	37.57	21.20	58.77	122.20	-63.43	Peak	
3 *	5738.2000	76.81	21.25	98.06	122.20	-24.14	Peak	

Orthogonal Axis:	X
Test Mode:	UNII-3/TX N20 Mode 5745MHz

Horizontal

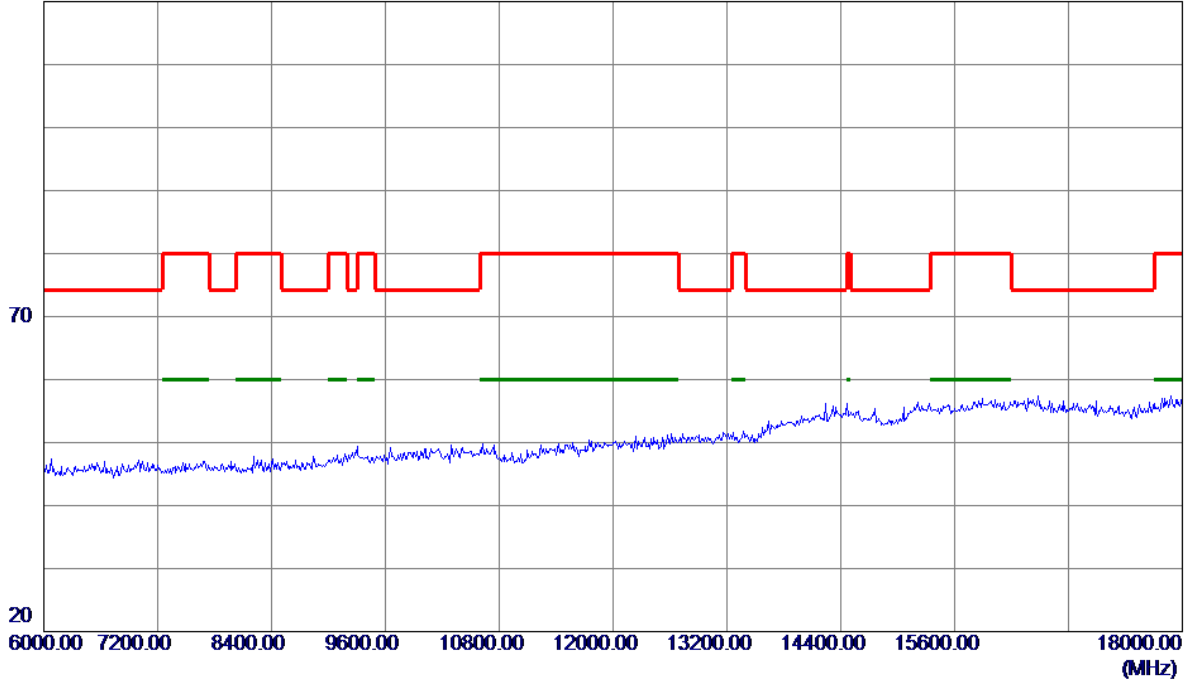


No.	Freq. MHz	Reading Level dBuV/m	Correct Factor dB	Measure ment dBuV/m	Limit dBuV/m	Margin dB	Detector	Comment
-----	--------------	----------------------------	-------------------------	---------------------------	-----------------	--------------	----------	---------

Orthogonal Axis:	X
Test Mode:	UNII-3/TX N20 Mode 5745MHz

Horizontal

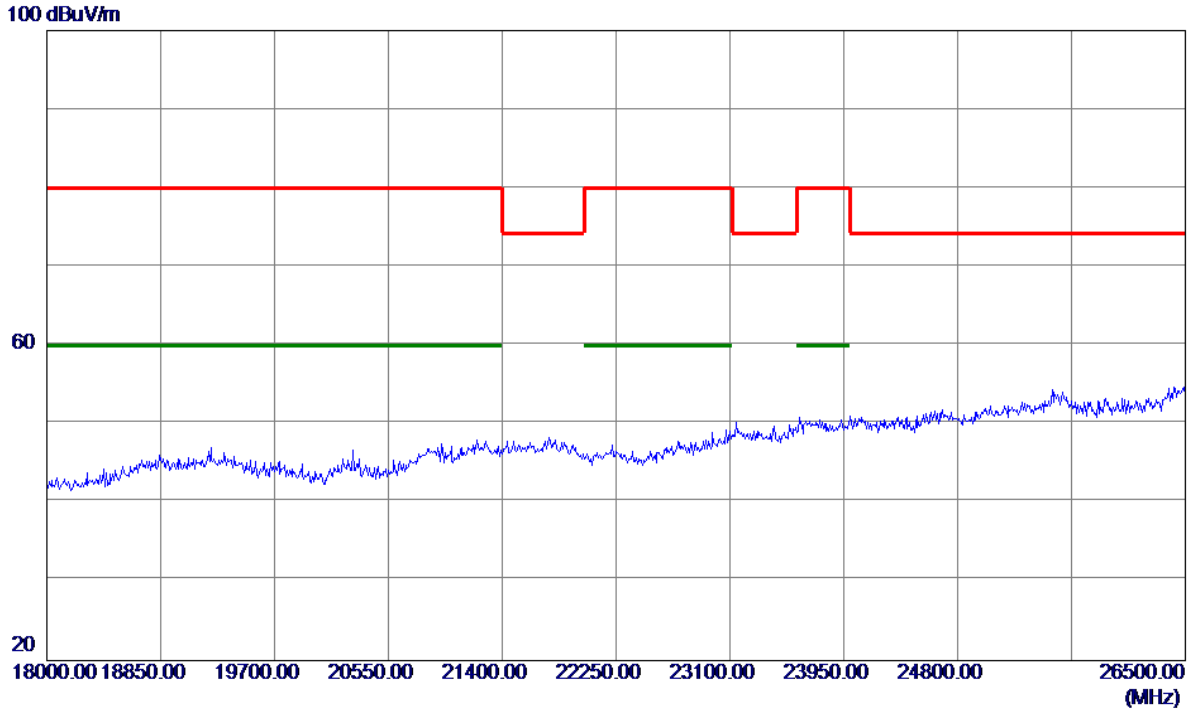
120 dBuV/m



No.	Freq. MHz	Reading Level dBuV/m	Correct Factor dB	Measure ment dBuV/m	Limit dBuV/m	Margin dB	Detector	Comment
-----	--------------	----------------------------	-------------------------	---------------------------	-----------------	--------------	----------	---------

Orthogonal Axis:	X
Test Mode:	UNII-3/TX N20 Mode 5745MHz

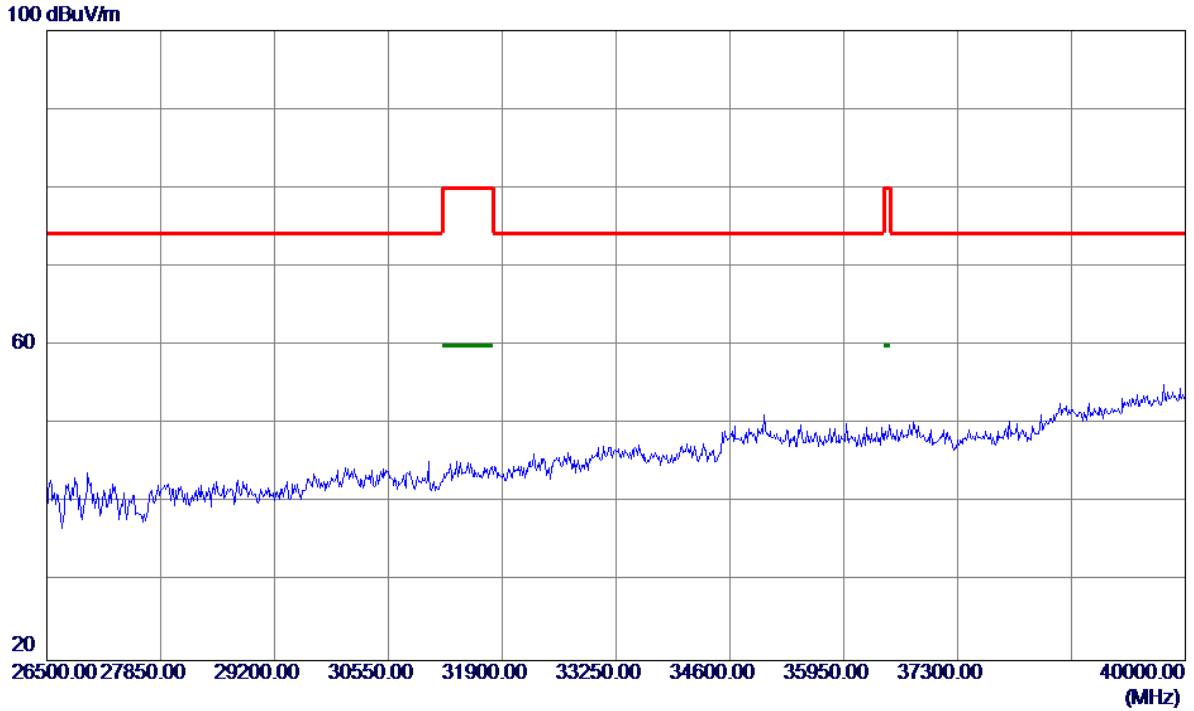
Horizontal



No.	Freq. MHz	Reading Level dBuV/m	Correct Factor dB	Measure ment dBuV/m	Limit dBuV/m	Margin dB	Detector	Comment
-----	--------------	----------------------------	-------------------------	---------------------------	-----------------	--------------	----------	---------

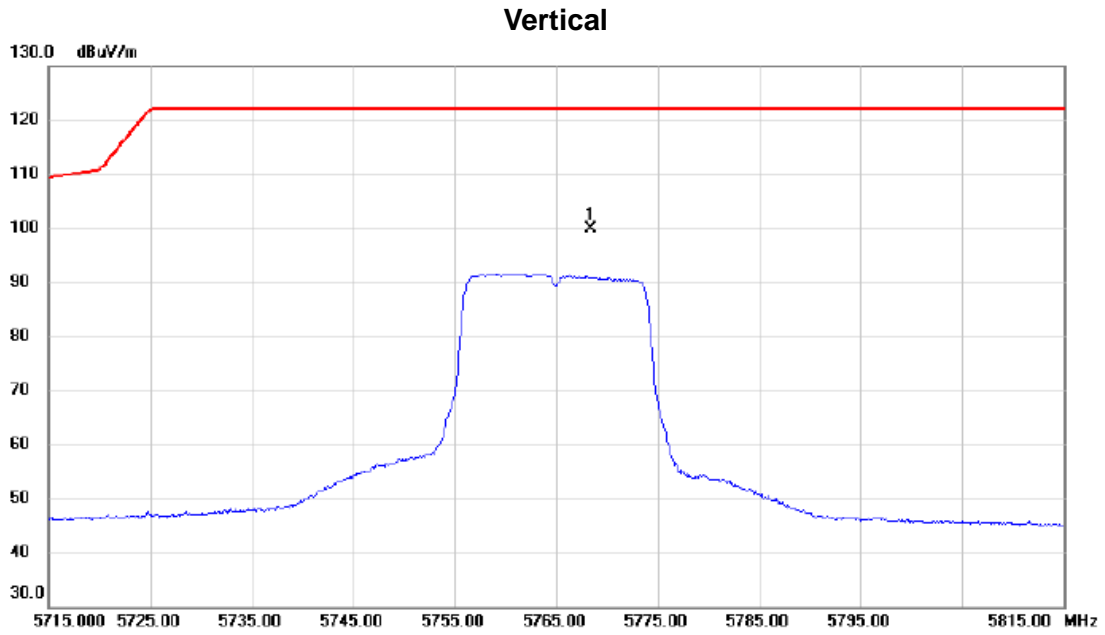
Orthogonal Axis:	X
Test Mode:	UNII-3/TX N20 Mode 5745MHz

Horizontal



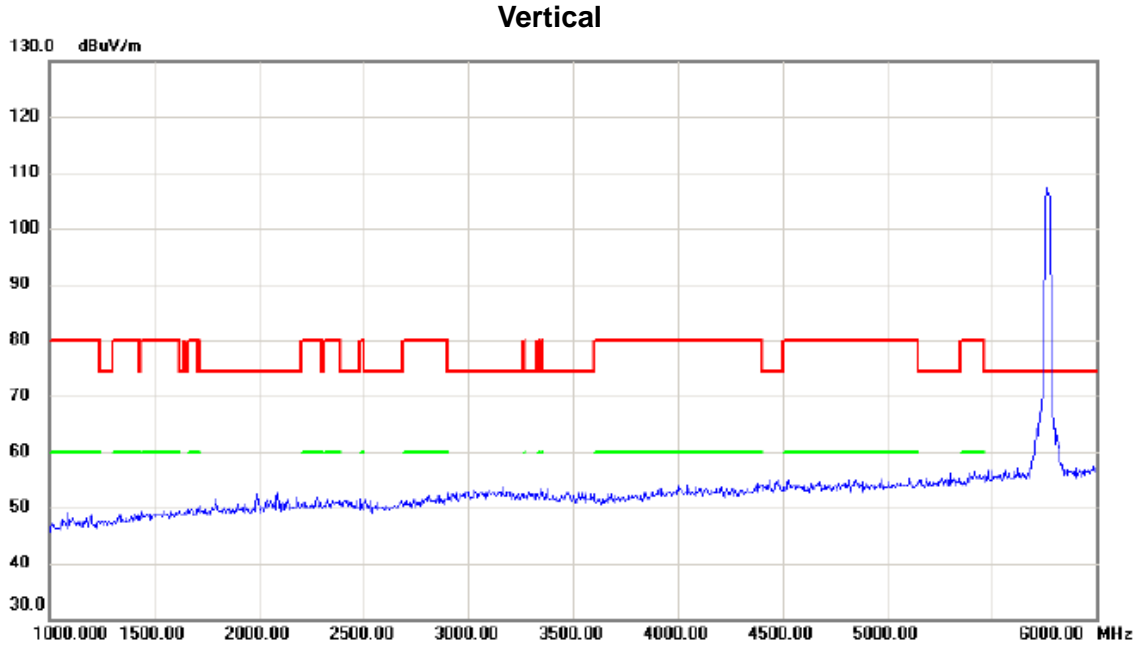
No.	Freq. MHz	Reading Level dBuV/m	Correct Factor dB	Measure ment dBuV/m	Limit dBuV/m	Margin dB	Detector	Comment
-----	--------------	----------------------------	-------------------------	---------------------------	-----------------	--------------	----------	---------

Orthogonal Axis:	X
Test Mode:	UNII-3/TX N20 Mode 5765MHz



No. Mk.	Freq. MHz	Reading Level dBuV	Correct Factor dB	Measure- ment dBuV/m	Limit dBuV/m	Margin dB	Detector	Comment
1 *	5768.400	81.31	18.59	99.90	122.20	-22.30	peak	

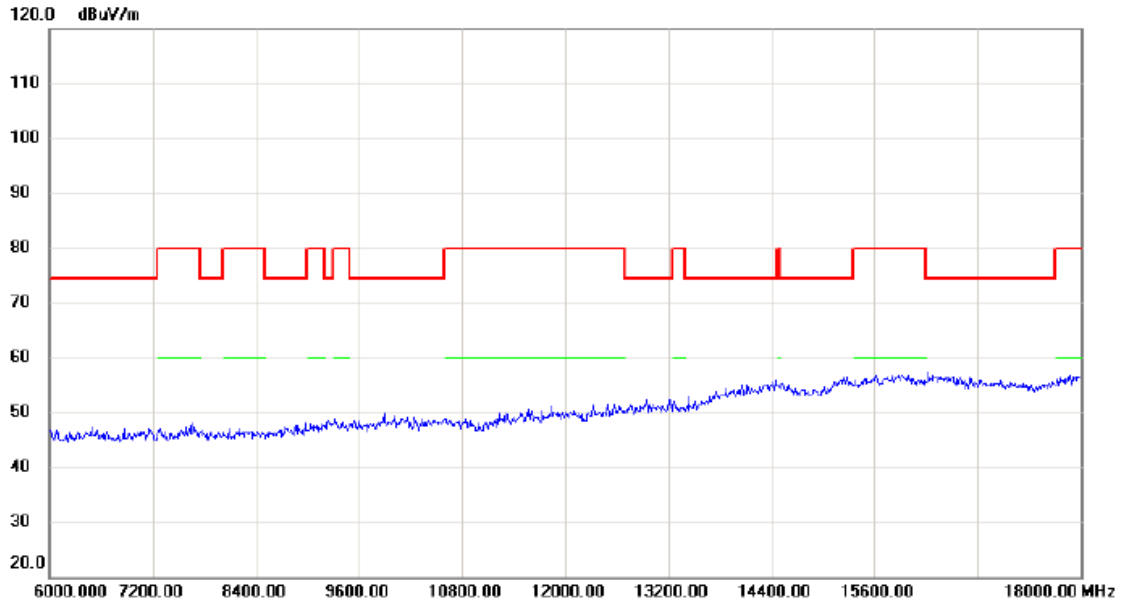
Orthogonal Axis:	X
Test Mode:	UNII-3/TX N20 Mode 5765MHz



No.	Mk.	Freq.	Reading Level	Correct Factor	Measurement	Limit	Margin	Detector	Comment
		MHz	dBuV	dB	dBuV/m	dBuV/m	dB		

Orthogonal Axis:	X
Test Mode:	UNII-3/TX N20 Mode 5765MHz

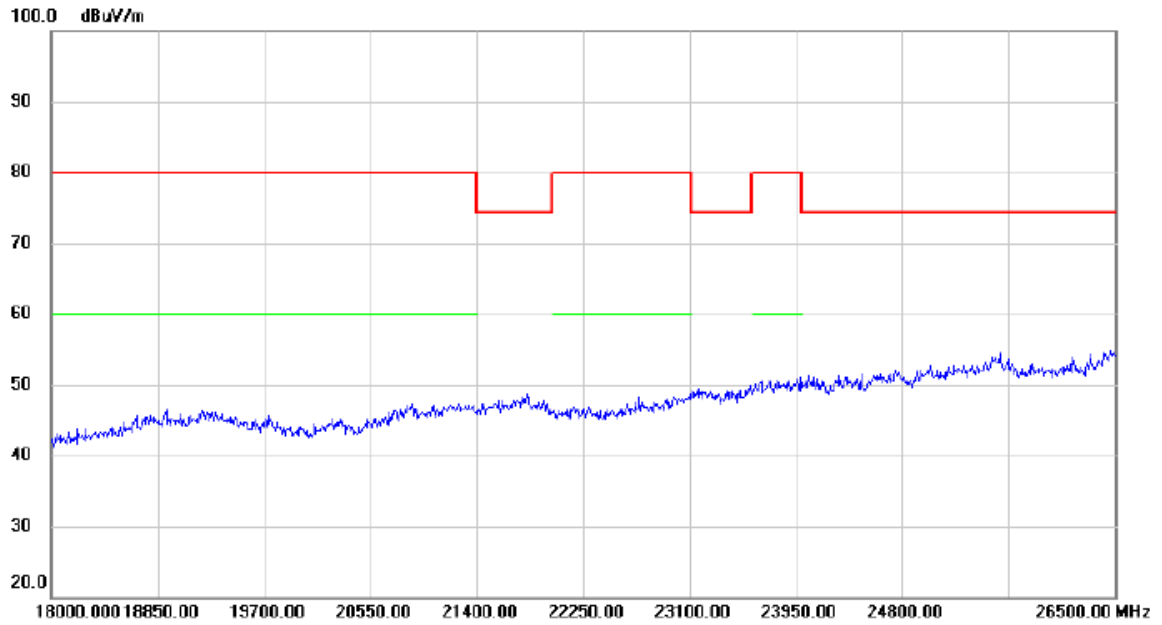
Vertical



No.	Mk.	Freq.	Reading Level	Correct Factor	Measurement	Limit	Margin	Detector	Comment
		MHz	dBuV	dB	dBuV/m	dBuV/m	dB		

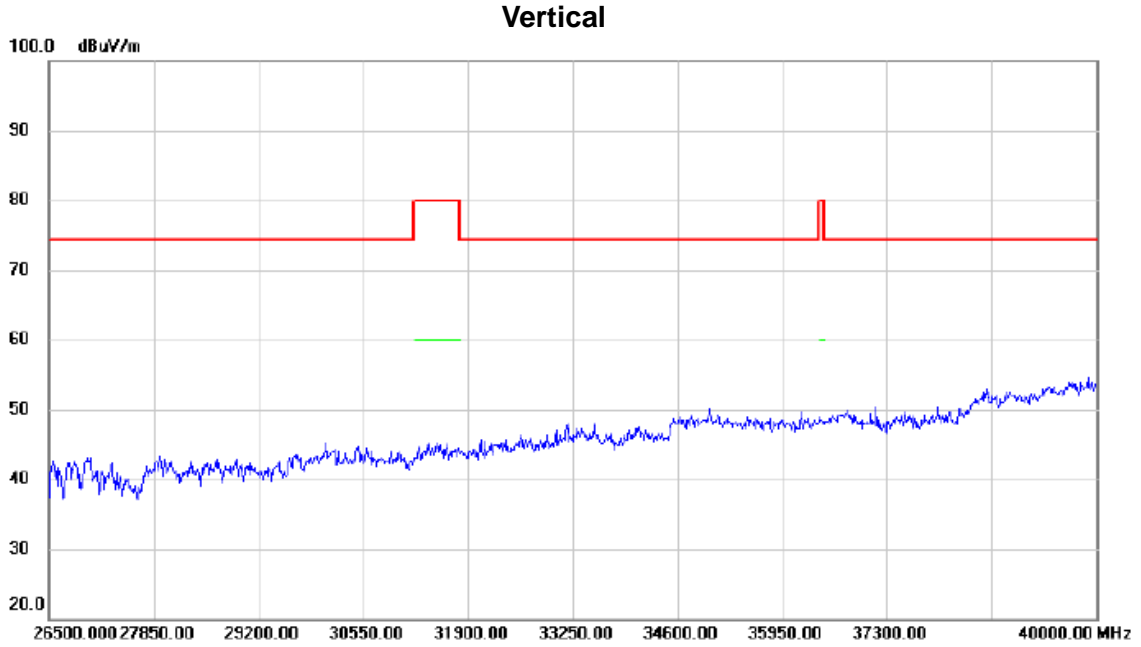
Orthogonal Axis:	X
Test Mode:	UNII-3/TX N20 Mode 5765MHz

Vertical



No.	Mk.	Freq.	Reading Level	Correct Factor	Measurement	Limit	Margin	Detector	Comment
		MHz	dBuV	dB	dBuV/m	dBuV/m	dB		

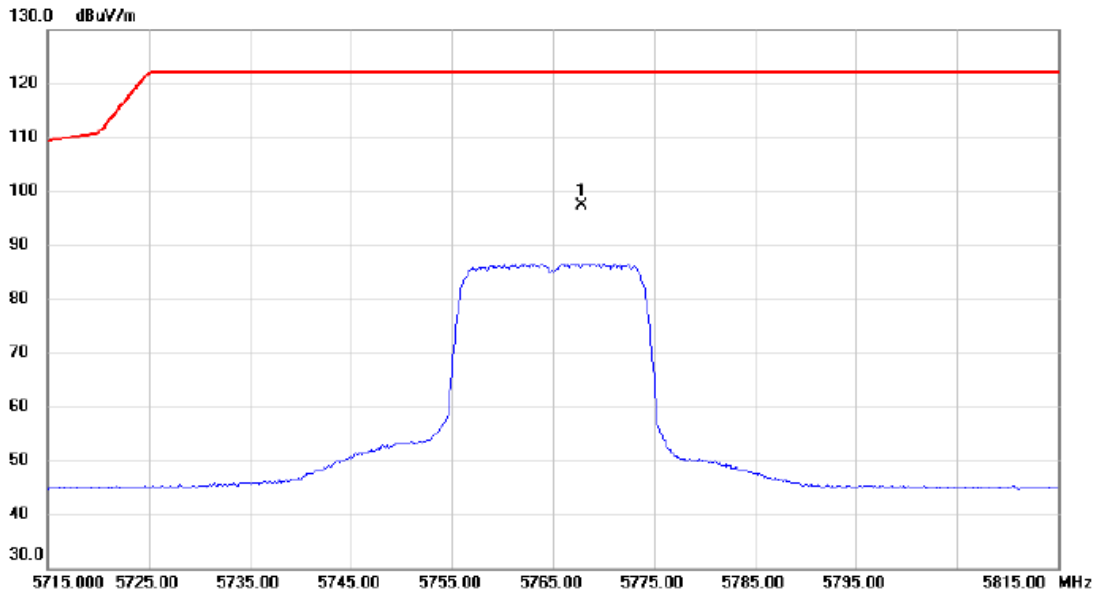
Orthogonal Axis:	X
Test Mode:	UNII-3/TX N20 Mode 5765MHz



No.	Mk.	Freq.	Reading Level	Correct Factor	Measurement	Limit	Margin	Detector	Comment
		MHz	dBuV	dB	dBuV/m	dBuV/m	dB		

Orthogonal Axis:	X
Test Mode:	UNII-3/TX N20 Mode 5765MHz

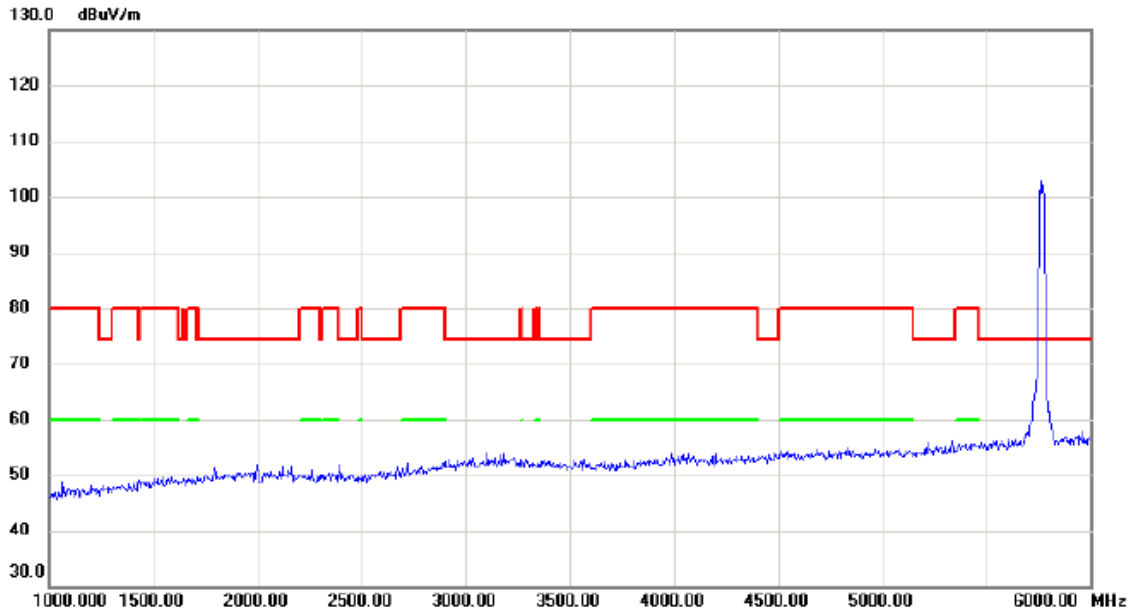
Horizontal



No.	Mk.	Freq. MHz	Reading Level dBuV	Correct Factor dB	Measure- ment dBuV/m	Limit dBuV/m	Margin dB	Detector	Comment
1	*	5767.800	78.74	18.59	97.33	122.20	-24.87	peak	

Orthogonal Axis:	X
Test Mode:	UNII-3/TX N20 Mode 5765MHz

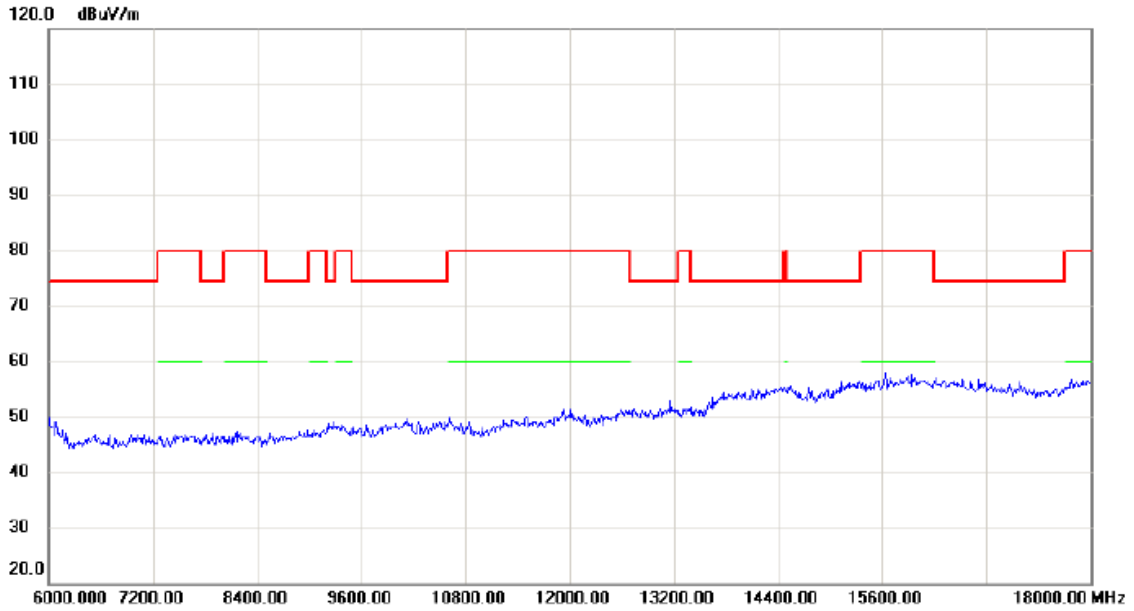
Horizontal



No.	Mk.	Freq.	Reading Level	Correct Factor	Measurement	Limit	Margin	Detector	Comment
		MHz	dBuV	dB	dBuV/m	dBuV/m	dB		

Orthogonal Axis:	X
Test Mode:	UNII-3/TX N20 Mode 5765MHz

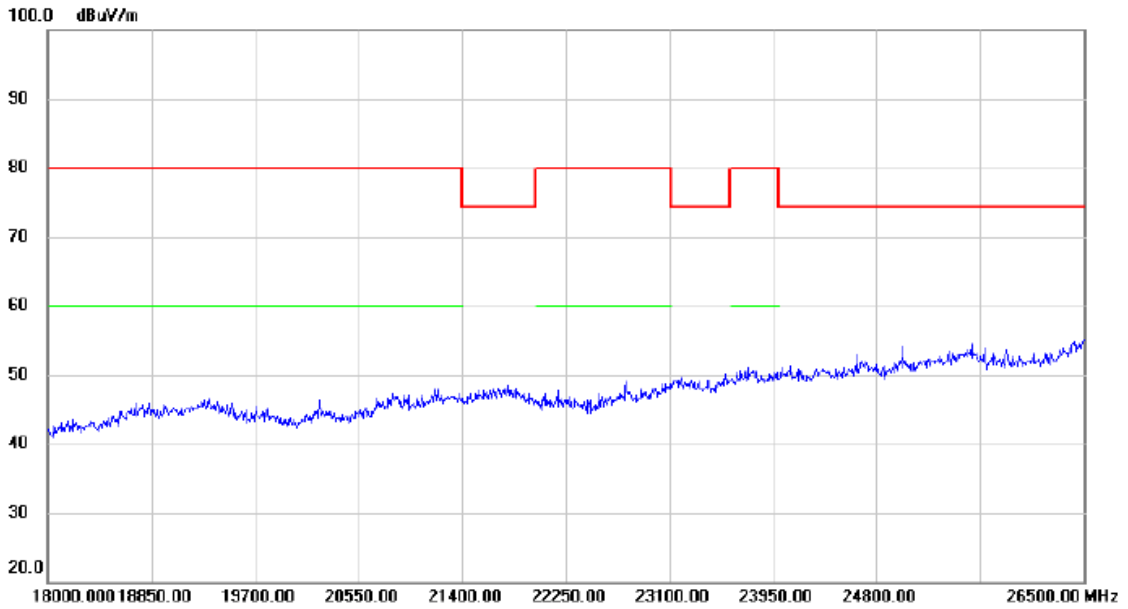
Horizontal



No.	Mk.	Freq.	Reading Level	Correct Factor	Measurement	Limit	Margin	Detector	Comment
		MHz	dBuV	dB	dBuV/m	dBuV/m	dB		

Orthogonal Axis:	X
Test Mode:	UNII-3/TX N20 Mode 5765MHz

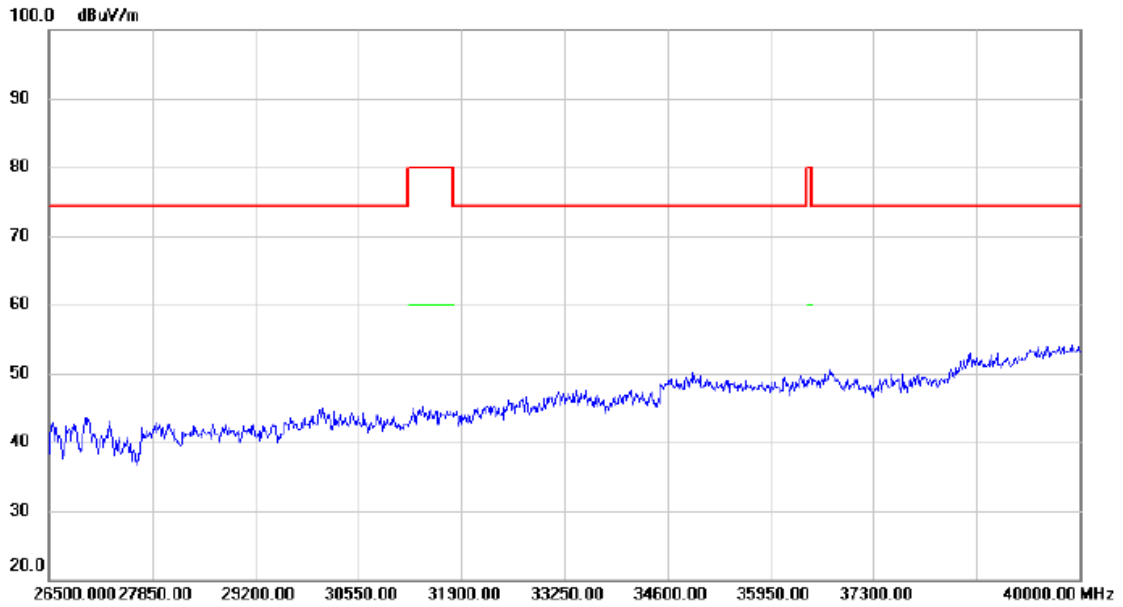
Horizontal



No.	Mk.	Freq.	Reading Level	Correct Factor	Measurement	Limit	Margin	Detector	Comment
		MHz	dBuV	dB	dBuV/m	dBuV/m	dB		

Orthogonal Axis:	X
Test Mode:	UNII-3/TX N20 Mode 5765MHz

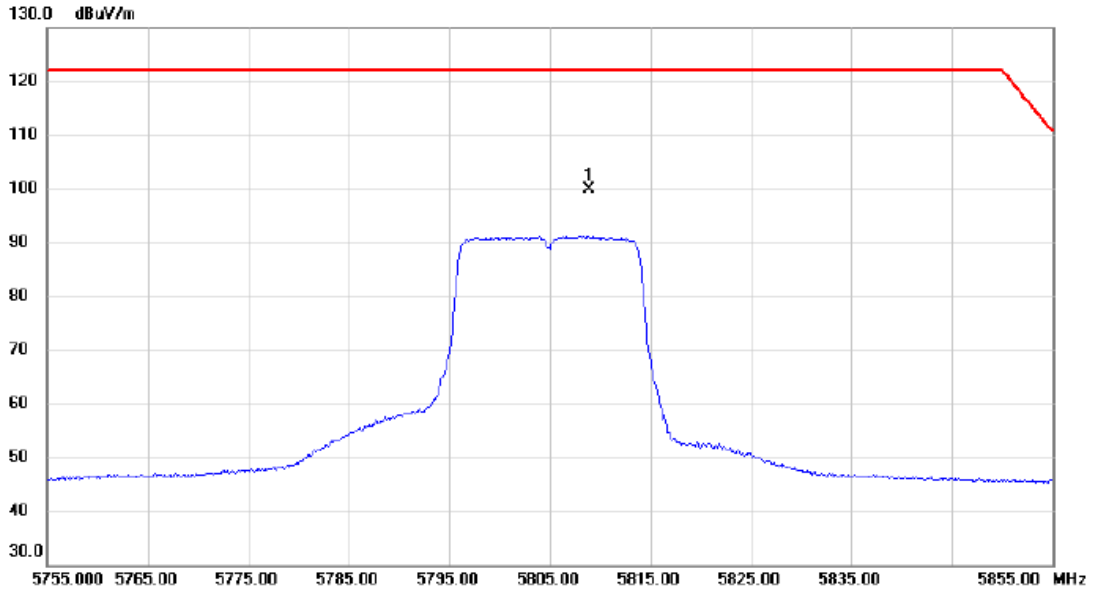
Horizontal



No.	Mk.	Freq.	Reading Level	Correct Factor	Measurement	Limit	Margin	Detector	Comment
		MHz	dBuV	dB	dBuV/m	dBuV/m	dB		

Orthogonal Axis:	X
Test Mode:	UNII-3/TX N20 Mode 5805MHz

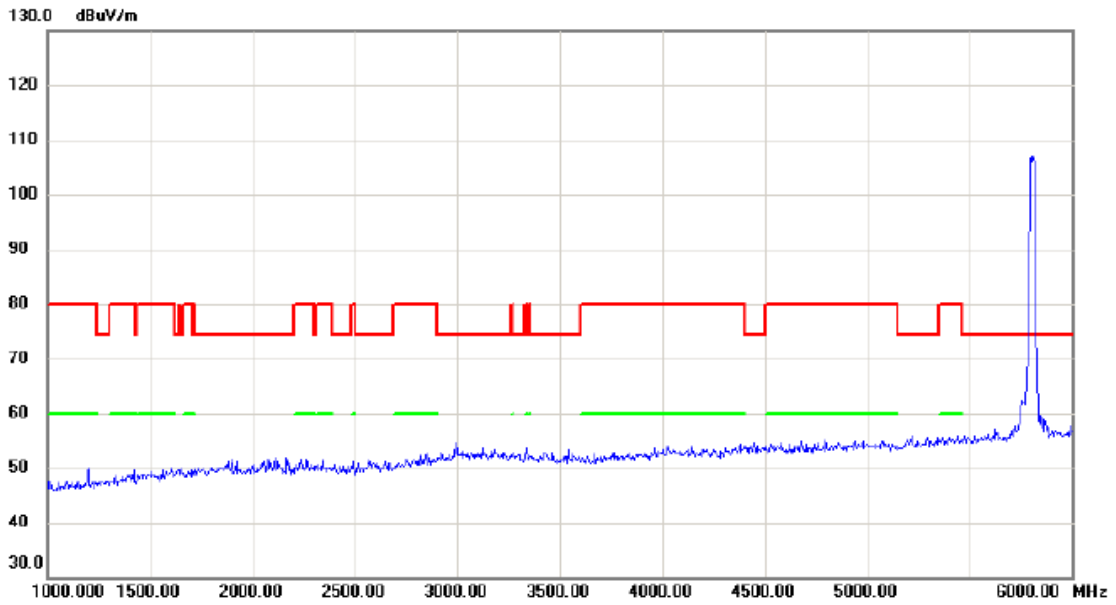
Vertical



No.	Mk.	Freq. MHz	Reading Level dBuV	Correct Factor dB	Measure- ment dBuV/m	Limit dBuV/m	Margin dB	Detector	Comment
1	*	5808.900	81.17	18.73	99.90	122.20	-22.30	peak	

Orthogonal Axis:	X
Test Mode:	UNII-3/TX N20 Mode 5805MHz

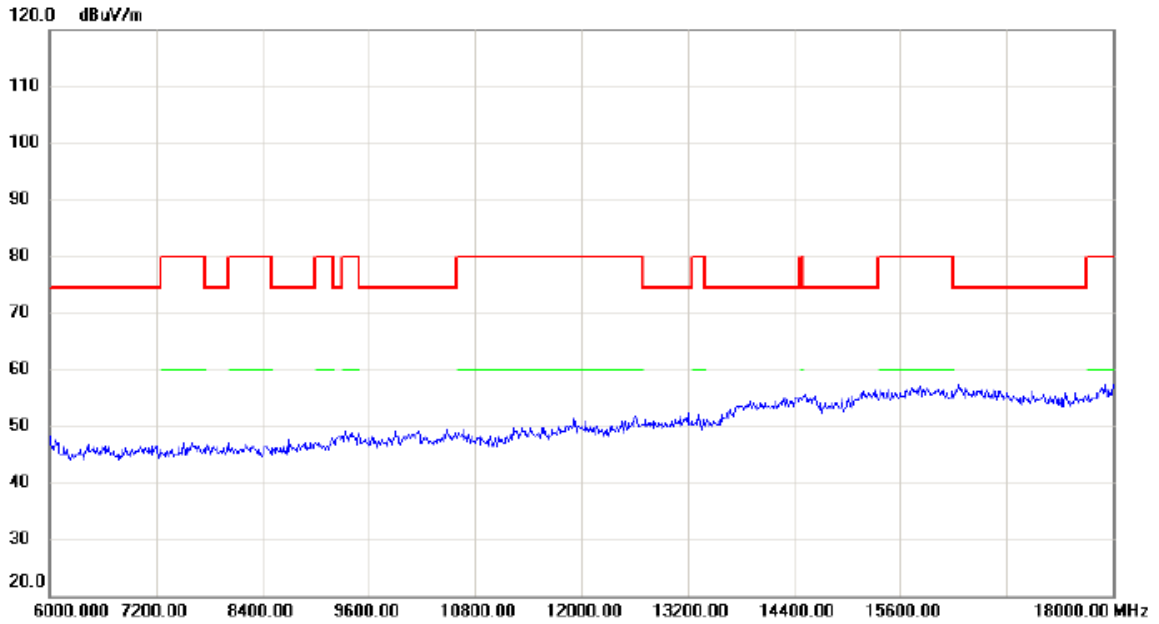
Vertical



No.	Mk.	Freq.	Reading Level	Correct Factor	Measurement	Limit	Margin	Detector	Comment
		MHz	dBuV	dB	dBuV/m	dBuV/m	dB		

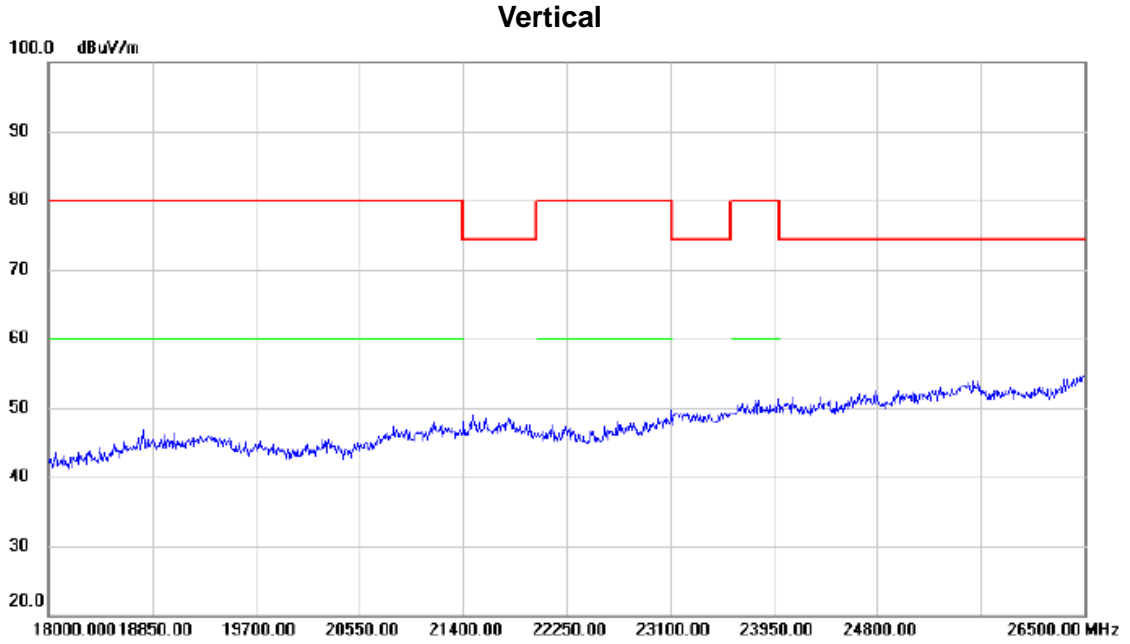
Orthogonal Axis:	X
Test Mode:	UNII-3/TX N20 Mode 5805MHz

Vertical



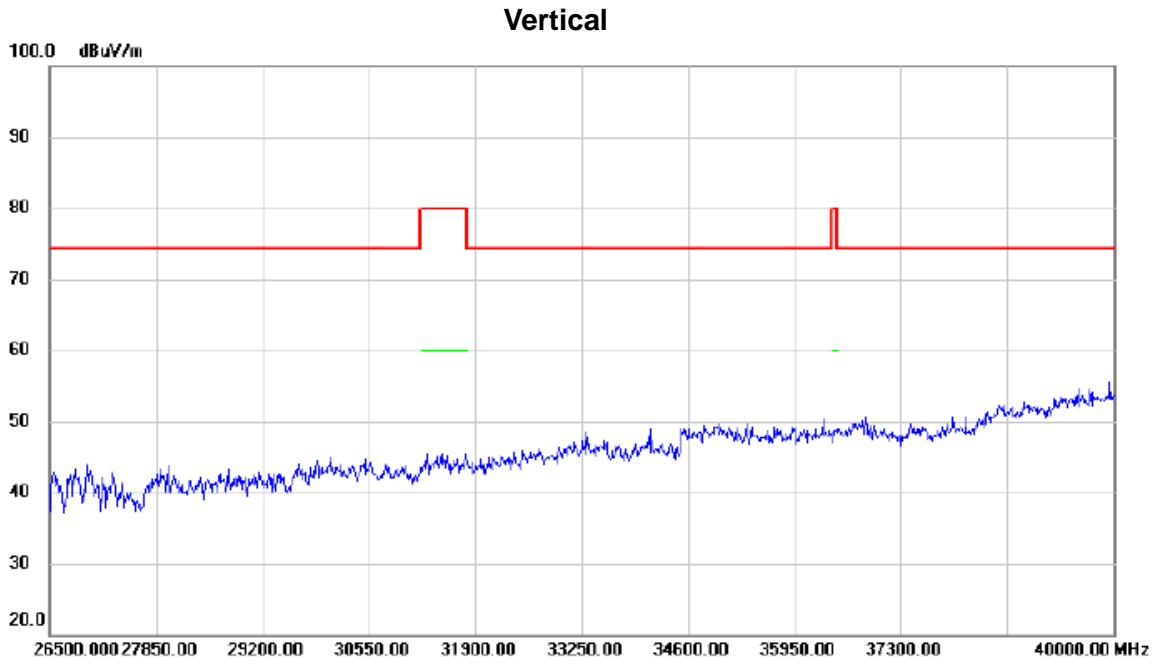
No.	Mk.	Freq.	Reading Level	Correct Factor	Measure-ment	Limit	Margin	Detector	Comment
		MHz	dBuV	dB	dBuV/m	dBuV/m	dB		

Orthogonal Axis:	X
Test Mode:	UNII-3/TX N20 Mode 5805MHz



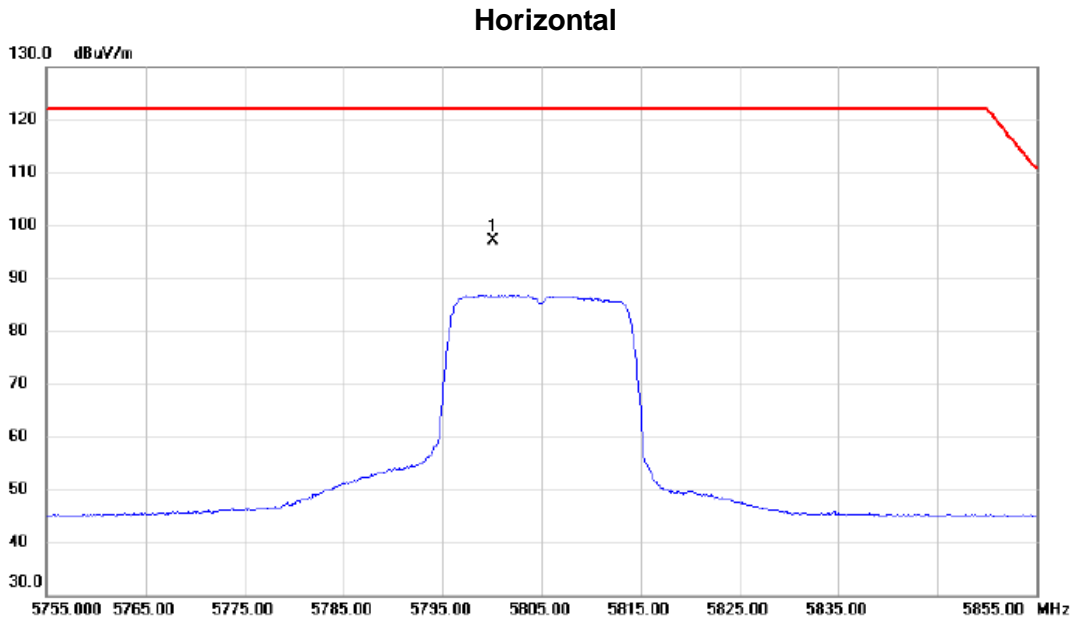
No.	Mk.	Freq.	Reading Level	Correct Factor	Measurement	Limit	Margin	Detector	Comment
		MHz	dBuV	dB	dBuV/m	dBuV/m	dB		

Orthogonal Axis:	X
Test Mode:	UNII-3/TX N20 Mode 5805MHz



No.	Mk.	Freq.	Reading Level	Correct Factor	Measurement	Limit	Margin	Detector	Comment
		MHz	dBuV	dB	dBuV/m	dBuV/m	dB		

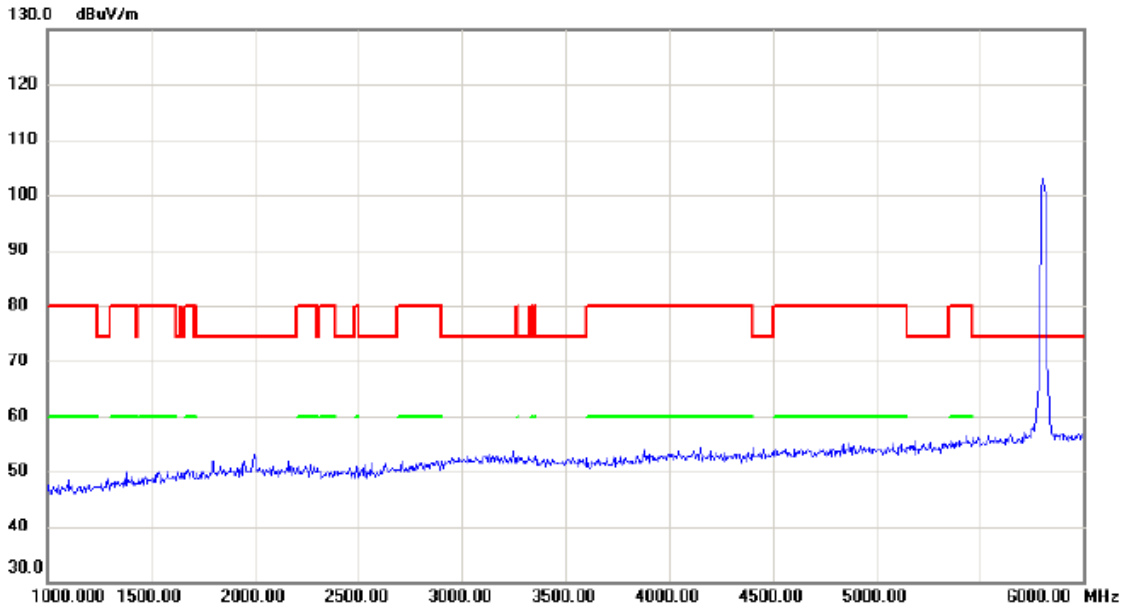
Orthogonal Axis:	X
Test Mode:	UNII-3/TX N20 Mode 5805MHz



No.	Mk.	Freq. MHz	Reading Level dBuV	Correct Factor dB	Measure- ment dBuV/m	Limit dBuV/m	Margin dB	Detector	Comment
1	*	5800.100	78.45	18.70	97.15	122.20	-25.05	peak	

Orthogonal Axis:	X
Test Mode:	UNII-3/TX N20 Mode 5805MHz

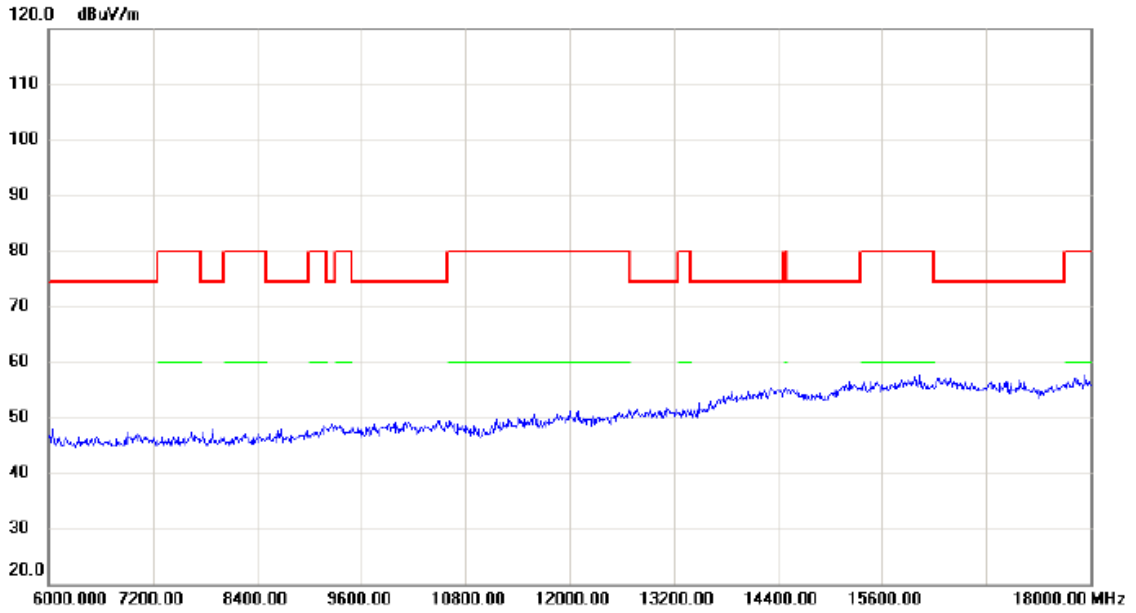
Horizontal



No.	Mk.	Freq.	Reading Level	Correct Factor	Measurement	Limit	Margin	Detector	Comment
		MHz	dBuV	dB	dBuV/m	dBuV/m	dB		

Orthogonal Axis:	X
Test Mode:	UNII-3/TX N20 Mode 5805MHz

Horizontal



No.	Mk.	Freq.	Reading Level	Correct Factor	Measurement	Limit	Margin	Detector	Comment
		MHz	dBuV	dB	dBuV/m	dBuV/m	dB		