


Appendix D

Photographs

1. SAR measurement System
2. Photographs of Tissue Simulate Liquid
3. Photographs of EUT test position
4. EUT Constructional Details

1. SAR measurement System



2. Photographs of Tissue Simulate Liquid







<p>Photo 1: Tissue Simulant Liquid for Head 750</p>	<p>Photo 2: Tissue Simulant Liquid for Body 750</p>
	
<p>Photo 3: Tissue Simulant Liquid for Head 835</p>	<p>Photo 4: Tissue Simulant Liquid for Body 835</p>
	
<p>Photo 5: Tissue Simulant Liquid for Head 1750</p>	<p>Photo 6: Tissue Simulant Liquid for Body 1750</p>
	

Photo 7: Tissue Simulant Liquid for Head 1900




Photo 8: Tissue Simulant Liquid for Body 1900




Photo 9: Tissue Simulant Liquid for Head 2300




Photo 10: Tissue Simulant Liquid for Body 2300




Photo 11: Tissue Simulant Liquid for Head 2450




Photo 12: Tissue Simulant Liquid for Body 2450




Photo 13: Tissue Simulant Liquid for Head 2600




Photo 14: Tissue Simulant Liquid for Body 2600




Photo 15: Tissue Simulant Liquid for Head 5G





Photo 16: Tissue Simulant Liquid for Body 5G



3. Photographs of EUT test position







Photo 17: Left touch cheek	Photo 18: Left tilted 15 degree
	
Photo 19: Right touch cheek	Photo 20: Right tilted 15 degree
	
Photo 21: Front side 15mm	Photo 22: Back side 15mm
	







Photo 23: Front side 10mm	Photo 24: Back side 10mm
	
Photo 25: Left side 10mm	Photo 26: Right side 10mm
	
Photo 27: Top side 10mm	Photo 28: Bottom side 10mm
	









Photo 29: Front side 0mm	Photo 30: Back side 0mm
	
Photo 31: Left side 0mm	Photo 32: Right side 0mm
	
Photo 33: Top side 0mm	Photo 34: Bottom side 0mm
	

Photo 35: Bottom side 9mm	Photo 36: Bottom side 3mm
	

4. EUT Constructional Details

Photo 37: Front View	Photo 38: Back View
