



Appendix D. Photo documentation

Table of contents
Test Facility
Test Positions
Liquid depth

Test Facility

Photo 1: Measurement System DASYS



Test Positions

Photo 2: Front View



Photo 3: Back View



Photo 4: Left touch




Photo 5: Left tilt



Photo 6: Right touch




Photo 7: Right tilt




Photo 8: Front Side 15mm



Photo 9: Back Side 15mm




Photo 10: Front Side 10mm




Photo 11: Back Side 10mm



Photo 12: Left Side 10mm



Photo 13: Right Side 10mm




Photo 14: Top Side 10mm



Photo 15: Bottom Side 10mm



Photo 16: Front Side 0mm



Photo 17: Back Side 0mm



Photo 18: Bottom Side 0mm



Photo 19: Front Side 11mm



Photo 20: Back Side 13mm



Photo 21: Bottom Side 12mm



Liquid depth

Photo 22: HBBL600-6000MHz Depth (15.1cm)




Photo 23: MBL600-6000MHz Depth (15.2cm)

