

Plot 83 LTE Band 38 1RB Left Cheek High

Date: 9/27/2017

Communication System: UID 0, LTE (0); Frequency: 2610 MHz; Duty Cycle: 1:1.58

Medium parameters used: $f = 2610$ MHz; $\sigma = 2.021$ S/m; $\epsilon_r = 40.298$; $\rho = 1000$ kg/m³

Ambient Temperature: 22.3 °C Liquid Temperature: 21.5°C

Phantom section: Left Section

DASY5 Configuration:

Sensor-Surface: 4mm (Mechanical Surface Detection)

Probe: EX3DV4 - SN7351; ConvF(7.43, 7.43, 7.43); Calibrated: 12/20/2016;

Electronics: DAE4 - SD 000 D04 BK - SN918; Calibrated: 6/26/2017

Phantom: SAM 2; Type: SAM;

Measurement SW: DASY52, Version 52.8 (8); SEMCAD X Version 14.6.10 (7331)

Left Cheek High/Area Scan (91x151x1): Interpolated grid: dx=12mm, dy=12mm

Maximum value of SAR (interpolated) = 0.201 W/kg

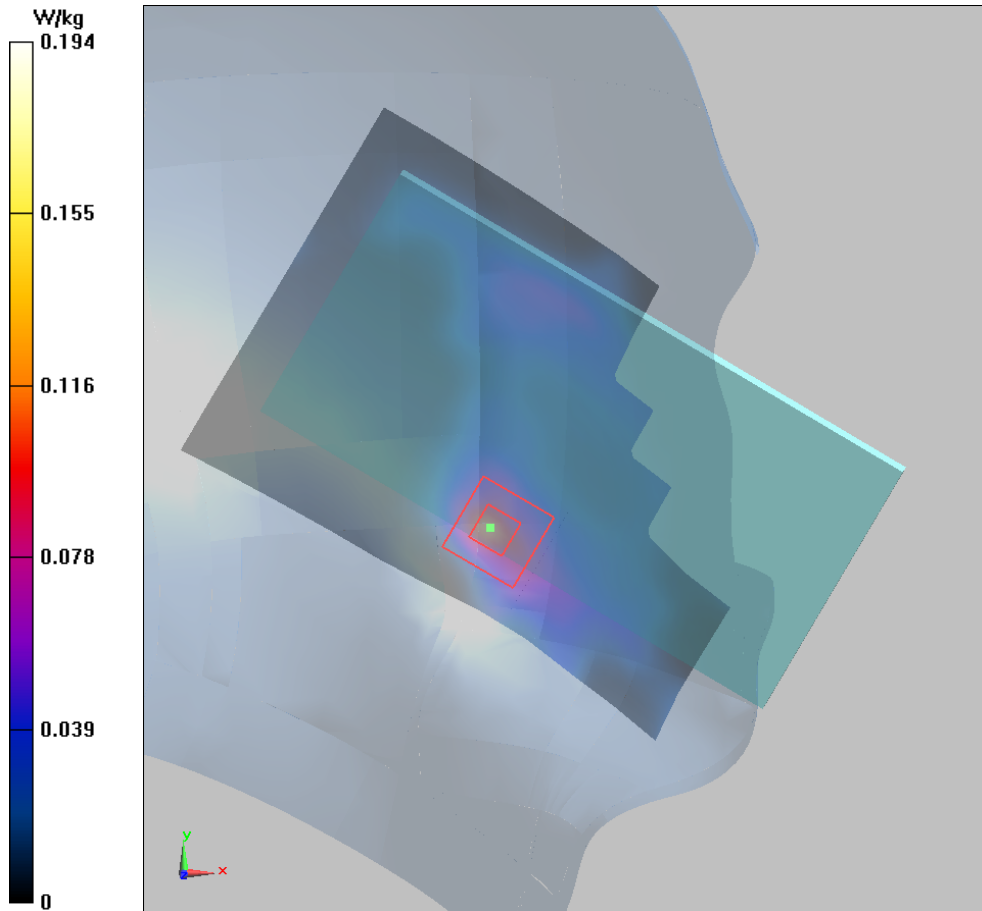
Left Cheek High/Zoom Scan (7x7x7)/Cube 0: Measurement grid: dx=5mm, dy=5mm, dz=5mm

Reference Value = 0.65 V/m; Power Drift = 0.07 dB

Peak SAR (extrapolated) = 0.302W/kg

SAR(1 g) = 0.16 W/kg; SAR(10 g) = 0.101 W/kg

Maximum value of SAR (measured) = 0.194 W/kg



Plot 84 LTE Band 38 1RB Front Side High (Distance 15mm)

Date: 9/28/2017

Communication System: UID 0, LTE (0); Frequency: 2610 MHz; Duty Cycle: 1:1.58

Medium parameters used: $f = 2610$ MHz; $\sigma = 2.15$ S/m; $\epsilon_r = 51.166$; $\rho = 1000$ kg/m³

Ambient Temperature: 22.3 °C Liquid Temperature: 21.5°C

Phantom section: Flat Section

DASY5 Configuration:

Sensor-Surface: 4mm (Mechanical Surface Detection)

Probe: EX3DV4 - SN7351; ConvF(7.52, 7.52, 7.52); Calibrated: 12/20/2016;

Electronics: DAE4 - SD 000 D04 BK - SN918; Calibrated: 6/26/2017

Phantom: SAM 2; Type: SAM;

Measurement SW: DASY52, Version 52.8 (8); SEMCAD X Version 14.6.10 (7331)

Front Side High/Area Scan (91x151x1): Interpolated grid: dx=12mm, dy=12mm

Maximum value of SAR (interpolated) = 0.128 W/kg

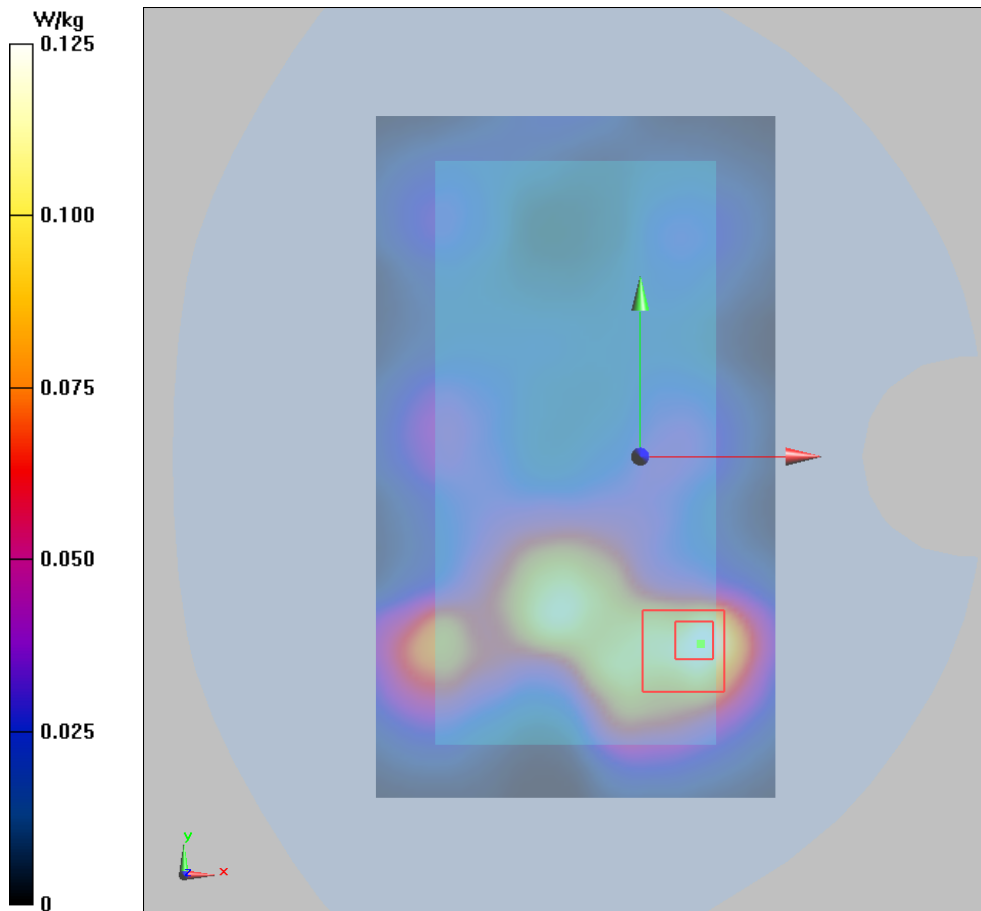
Front Side High/Zoom Scan (7x7x7)/Cube 0: Measurement grid: dx=5mm, dy=5mm, dz=5mm

Reference Value = 2.576 V/m; Power Drift = -0.059 dB

Peak SAR (extrapolated) = 0.226 W/kg

SAR(1 g) = 0.112 W/kg; SAR(10 g) = 0.056 W/kg

Maximum value of SAR (measured) = 0.125 W/kg



Plot 85 LTE Band 38 1RB Front Side High (Distance 10mm)

Date: 9/28/2017

Communication System: UID 0, LTE (0); Frequency: 2610 MHz; Duty Cycle: 1:1.58

Medium parameters used: $f = 2610$ MHz; $\sigma = 2.15$ S/m; $\epsilon_r = 51.166$; $\rho = 1000$ kg/m³

Ambient Temperature: 22.3 °C Liquid Temperature: 21.5°C

Phantom section: Flat Section

DASY5 Configuration:

Sensor-Surface: 4mm (Mechanical Surface Detection)

Probe: EX3DV4 - SN7351; ConvF(7.52, 7.52, 7.52); Calibrated: 12/20/2016;

Electronics: DAE4 - SD 000 D04 BK - SN918; Calibrated: 6/26/2017

Phantom: SAM 2; Type: SAM;

Measurement SW: DASY52, Version 52.8 (8); SEMCAD X Version 14.6.10 (7331)

Front Side High/Area Scan (91x151x1): Interpolated grid: dx=12mm, dy=12mm

Maximum value of SAR (interpolated) = 0.305 W/kg

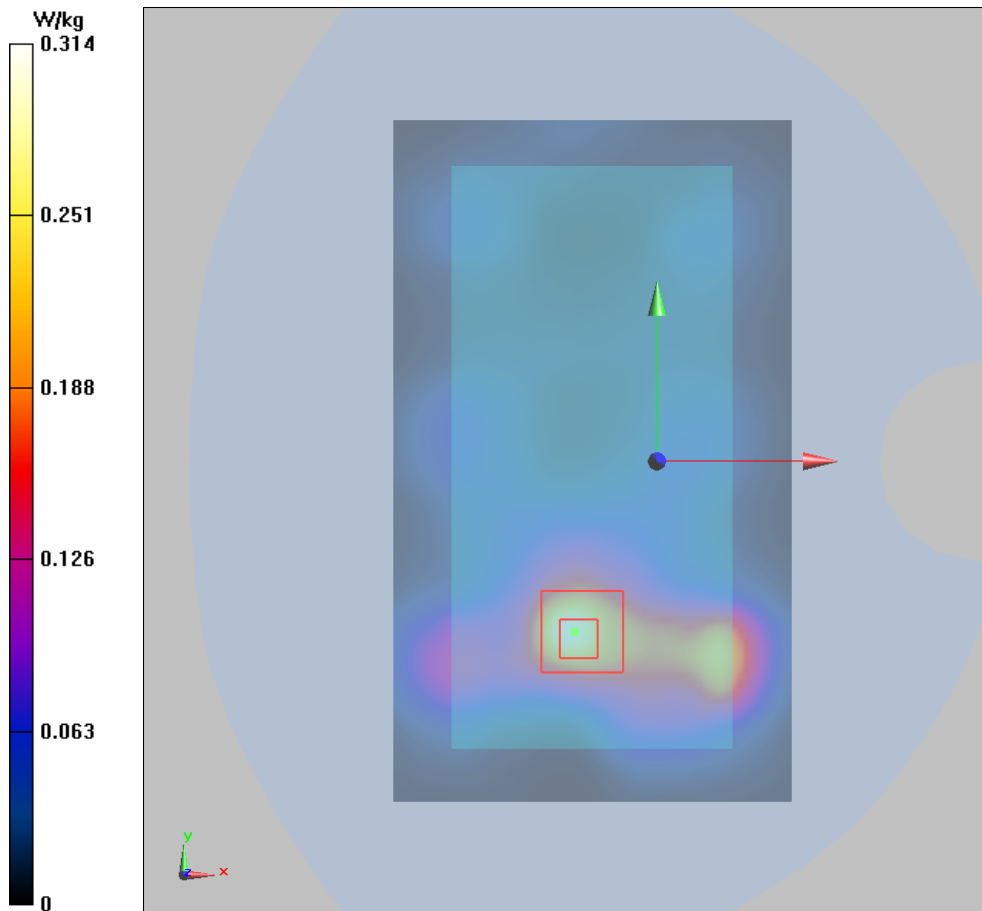
Front Side High/Zoom Scan (7x7x7)/Cube 0: Measurement grid: dx=5mm, dy=5mm, dz=5mm

Reference Value = 3.097 V/m; Power Drift = -0.042 dB

Peak SAR (extrapolated) = 0.570 W/kg

SAR(1 g) = 0.284 W/kg; SAR(10 g) = 0.135 W/kg

Maximum value of SAR (measured) = 0.314 W/kg



Plot 86 CA_38C 1RB Left Cheek High

Date: 10/26/2018

Communication System: UID 0, LTE (0); Frequency: 2610 MHz; Duty Cycle: 1:1.579

Medium parameters used: $f = 2610$ MHz; $\sigma = 2.021$ S/m; $\epsilon_r = 40.298$; $\rho = 1000$ kg/m³

Ambient Temperature: 22.3 °C Liquid Temperature: 21.5 °C

Phantom section: Left Section

DASY5 Configuration:

Sensor-Surface: 4mm (Mechanical Surface Detection)

Probe: EX3DV4 - SN3677; ConvF(7.28, 7.28, 7.28); Calibrated: 5/29/2018;

Electronics: DAE4 SN1317; Calibrated: 3/23/2018

Phantom: SAM1; Type: SAM; Serial: TP-1534

Measurement SW: DASY52, Version 52.8 (8); SEMCAD X Version 14.6.10 (7331)

Left Cheek High/Area Scan (91x151x1): Interpolated grid: dx=12 mm, dy=12 mm

Maximum value of SAR (interpolated) = 0.141 W/kg

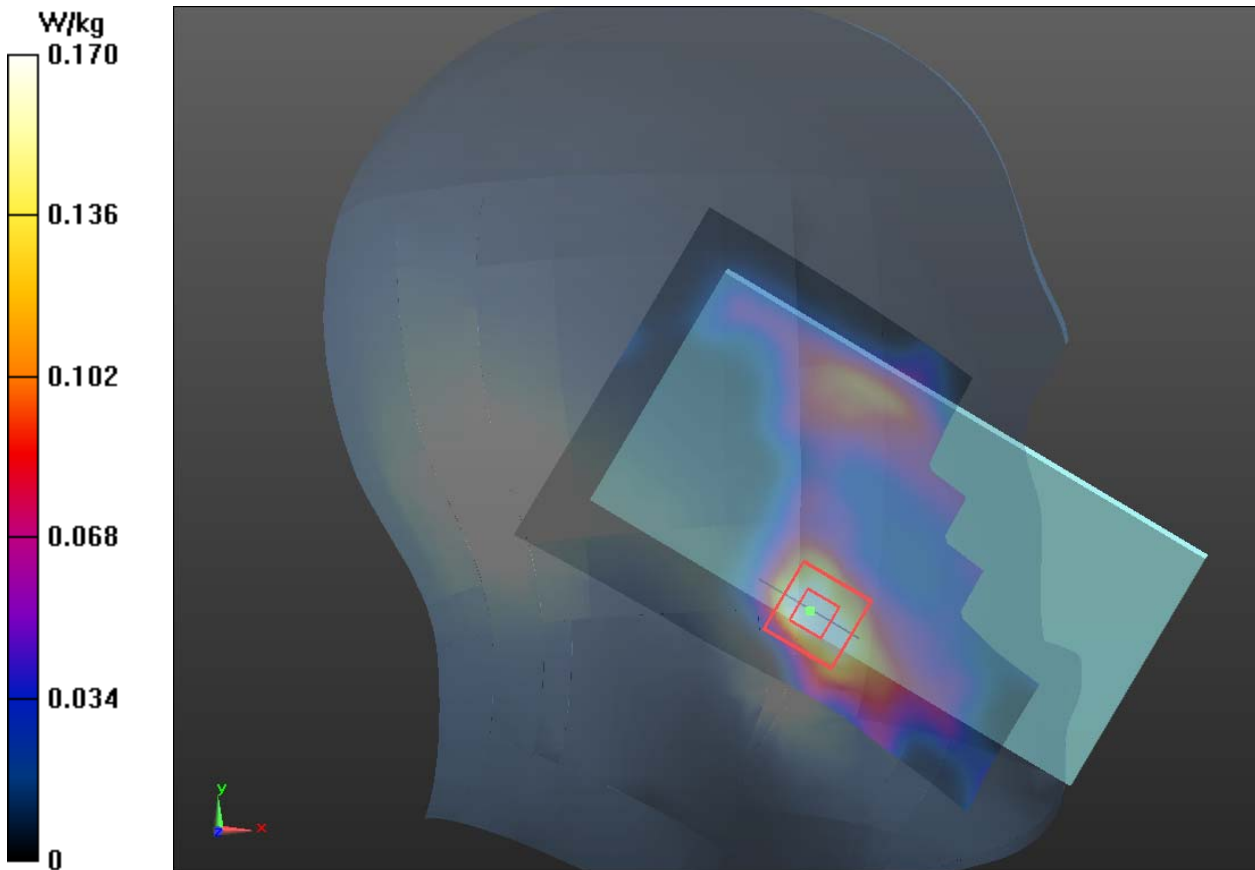
Left Cheek High/Zoom Scan (7x7x7)/Cube 0: Measurement grid: dx=5mm, dy=5mm, dz=5mm

Reference Value = 1.940 V/m; Power Drift = 0.059 dB

Peak SAR (extrapolated) = 0.134 W/kg

SAR(1 g) = 0.149 W/kg; SAR(10 g) = 0.075 W/kg

Maximum value of SAR (measured) = 0.170 W/kg



Plot 87 CA_38C 1RB Front Side High (Distance 15mm)

Date: 10/26/2018

Communication System: UID 0, LTE (0); Frequency: 2610 MHz; Duty Cycle: 1:1.579

Medium parameters used: $f = 2610$ MHz; $\sigma = 2.15$ S/m; $\epsilon_r = 51.166$; $\rho = 1000$ kg/m³

Ambient Temperature: 22.3 °C Liquid Temperature: 21.5 °C

Phantom section: Flat Section

DASY5 Configuration:

Sensor-Surface: 4mm (Mechanical Surface Detection)

Probe: EX3DV4 - SN3677; ConvF(7.16, 7.16, 7.16); Calibrated: 5/29/2018;

Electronics: DAE4 SN1317; Calibrated: 3/23/2018

Phantom: SAM1; Type: SAM; Serial: TP-1534

Measurement SW: DASY52, Version 52.8 (8); SEMCAD X Version 14.6.10 (7331)

Front Side High/Area Scan (91x151x1): Interpolated grid: dx=12 mm, dy=12 mm

Maximum value of SAR (interpolated) = 0.160W/kg

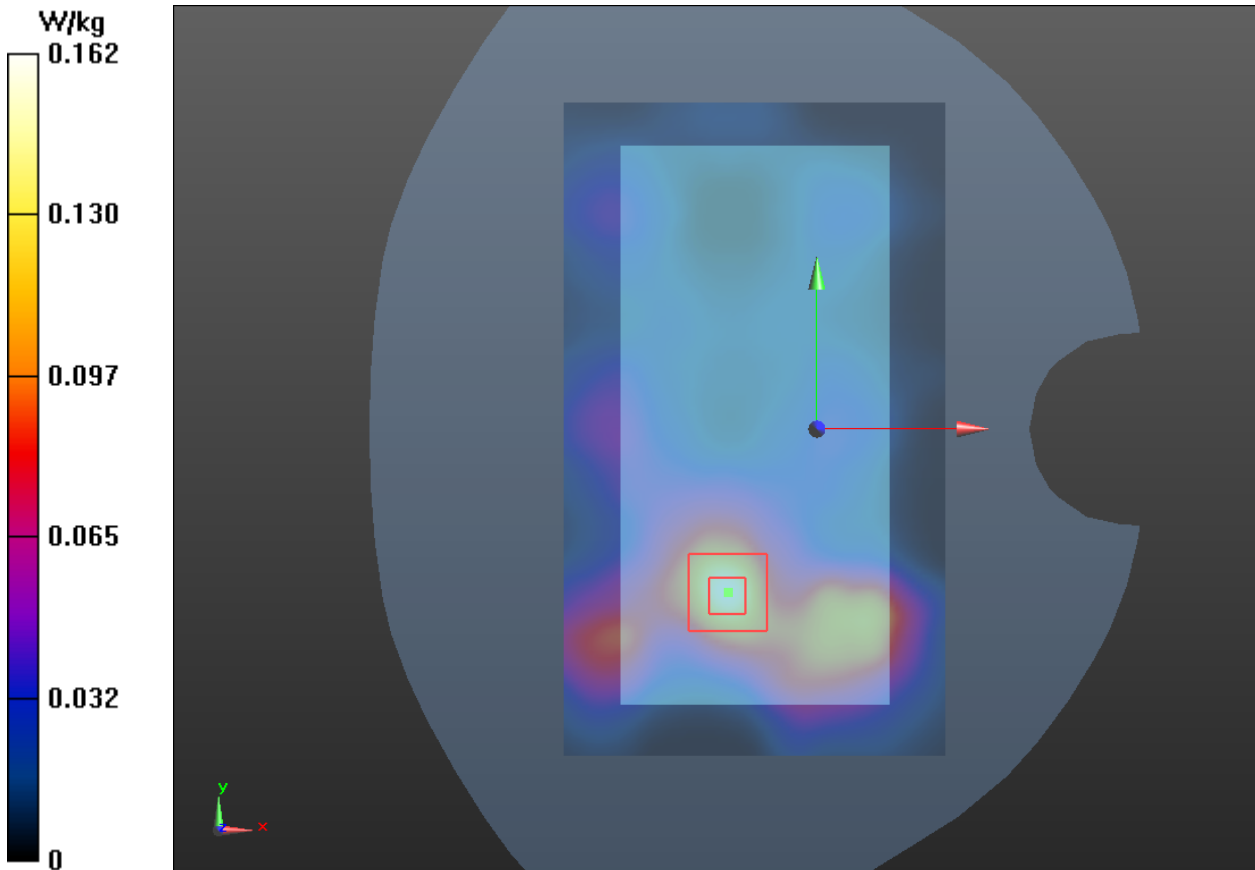
Front Side High/Zoom Scan (7x7x7)/Cube 0: Measurement grid: dx=5mm, dy=5mm, dz=5mm

Reference Value = 2.318V/m; Power Drift = 0.025 dB

Peak SAR (extrapolated) = 0.192 W/kg

SAR(1 g) = 0.140 W/kg; SAR(10 g) = 0.073 W/kg

Maximum value of SAR (measured) = 0.162 W/kg



Plot 88 CA_38C 1RB Front Side High (Distance 10mm)

Date: 10/26/2018

Communication System: UID 0, LTE (0); Frequency: 2610 MHz; Duty Cycle: 1:1.579

Medium parameters used: $f = 2610$ MHz; $\sigma = 2.028$ S/m; $\epsilon_r = 39.226$; $\rho = 1000$ kg/m³

Ambient Temperature: 22.3 °C Liquid Temperature: 21.5 °C

Phantom section: Flat Section

DASY5 Configuration:

Sensor-Surface: 4mm (Mechanical Surface Detection)

Probe: EX3DV4 - SN3677; ConvF(7.16, 7.16, 7.16); Calibrated: 5/29/2018;

Electronics: DAE4 SN1317; Calibrated: 3/23/2018

Phantom: SAM1; Type: SAM; Serial: TP-1534

Measurement SW: DASY52, Version 52.8 (8); SEMCAD X Version 14.6.10 (7331)

Front Side High/Area Scan (91x151x1): Interpolated grid: dx=12 mm, dy=12 mm

Maximum value of SAR (interpolated) = 0.263 W/kg

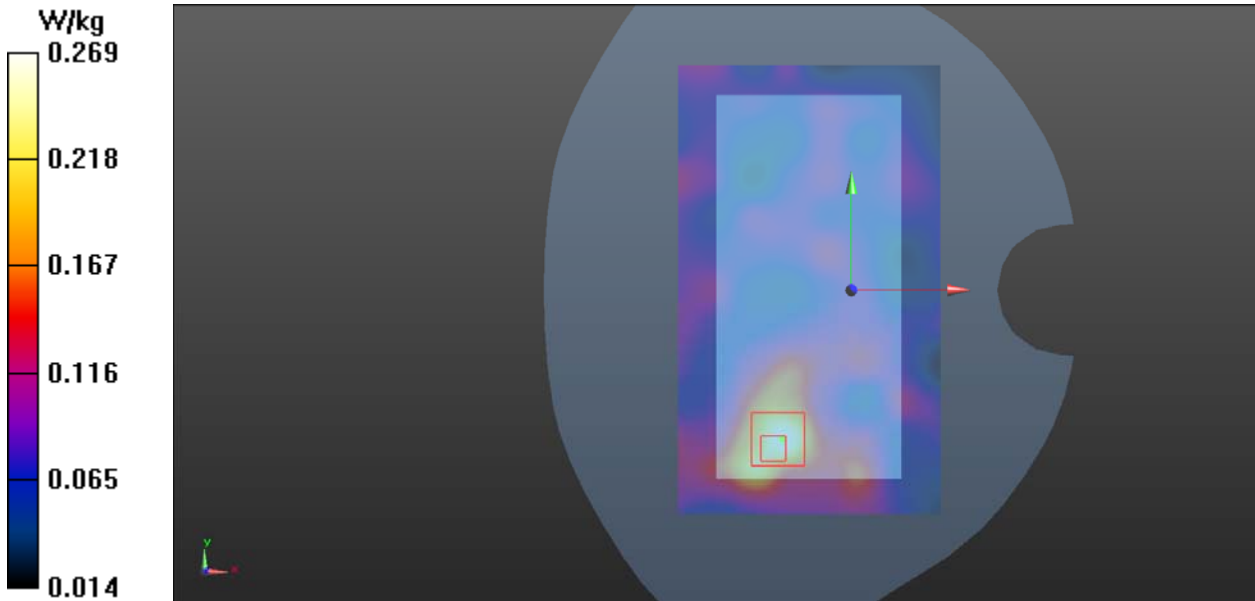
Front Side High/Zoom Scan (7x7x7)/Cube 0: Measurement grid: dx=5mm, dy=5mm, dz=5mm

Reference Value = 4.967 V/m; Power Drift = 0.12 dB

Peak SAR (extrapolated) = 0.289 W/kg

SAR(1 g) = 0.259 W/kg; SAR(10 g) = 0.143 W/kg

Maximum value of SAR (measured) = 0.269 W/kg



Plot 89 LTE Band 41 1RB Left Cheek High

Date: 9/27/2017

Communication System: UID 0, LTE (0); Frequency: 2645 MHz; Duty Cycle: 1:1.58

Medium parameters used: $f = 2645$ MHz; $\sigma = 2.061$ S/m; $\epsilon_r = 40.122$; $\rho = 1000$ kg/m³

Ambient Temperature: 22.3 °C Liquid Temperature: 21.5 °C

Phantom section: Left Section

DASY5 Configuration:

Sensor-Surface: 4mm (Mechanical Surface Detection)

Probe: EX3DV4 - SN7351; ConvF(7.43, 7.43, 7.43); Calibrated: 12/20/2016;

Electronics: DAE4 - SD 000 D04 BK - SN918; Calibrated: 6/26/2017

Phantom: SAM 2; Type: SAM;

Measurement SW: DASY52, Version 52.8 (8); SEMCAD X Version 14.6.10 (7331)

Left Cheek High/Area Scan (91x151x1): Interpolated grid: dx=12mm, dy=12mm

Maximum value of SAR (interpolated) = 0.149 W/kg

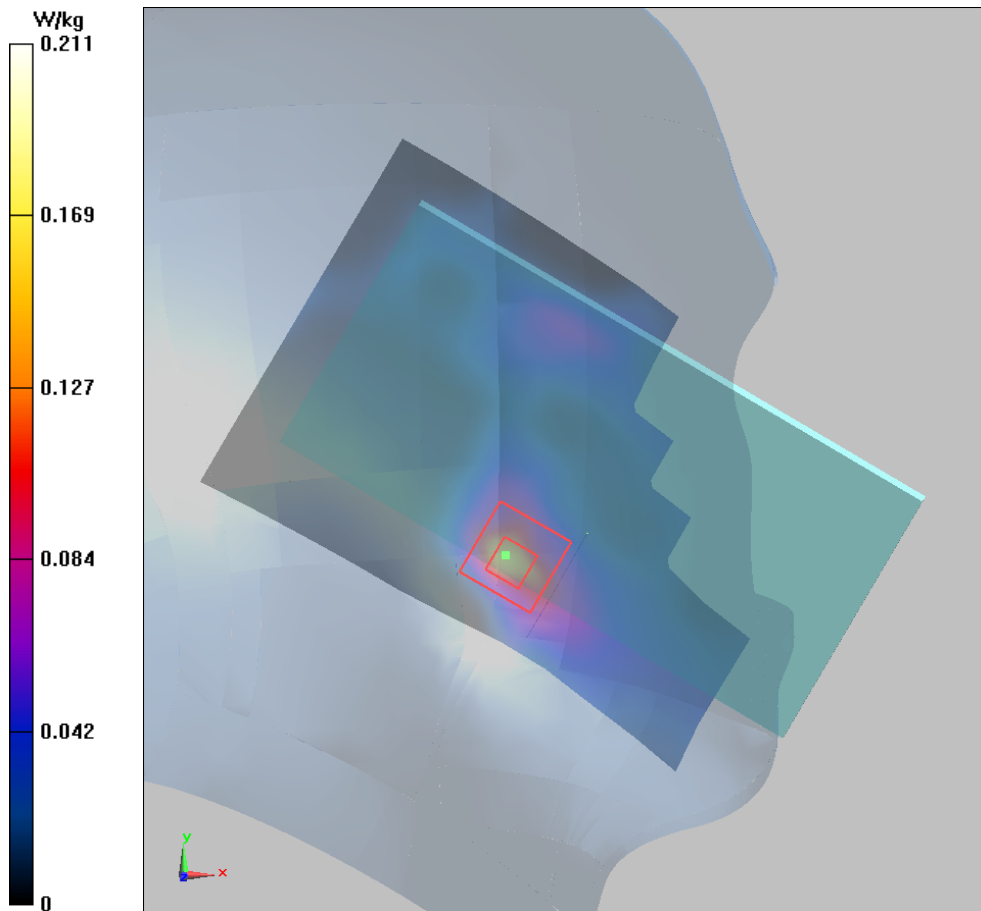
Left Cheek High/Zoom Scan (7x7x7)/Cube 0: Measurement grid: dx=5mm, dy=5mm, dz=5mm

Reference Value = 0 V/m; Power Drift = 0.015 dB

Peak SAR (extrapolated) = 0.164 W/kg

SAR(1 g) = 0.18 W/kg; SAR(10 g) = 0.049 W/kg

Maximum value of SAR (measured) = 0.211 W/kg



Plot 90 LTE Band 41 1RB Front Side High (Distance 15mm)

Date: 9/28/2017

Communication System: UID 0, LTE (0); Frequency: 2645 MHz; Duty Cycle: 1:1.58

Medium parameters used: $f = 2645$ MHz; $\sigma = 2.192$ S/m; $\epsilon_r = 51.066$; $\rho = 1000$ kg/m³

Ambient Temperature: 22.3 °C Liquid Temperature: 21.5 °C

Phantom section: Flat Section

DASY5 Configuration:

Sensor-Surface: 4mm (Mechanical Surface Detection)

Probe: EX3DV4 - SN7351; ConvF(7.52, 7.52, 7.52); Calibrated: 12/20/2016;

Electronics: DAE4 - SD 000 D04 BK - SN918; Calibrated: 6/26/2017

Phantom: SAM 2; Type: SAM;

Measurement SW: DASY52, Version 52.8 (8); SEMCAD X Version 14.6.10 (7331)

Front Side High/Area Scan (91x151x1): Interpolated grid: dx=12mm, dy=12mm

Maximum value of SAR (interpolated) = 0.157 W/kg

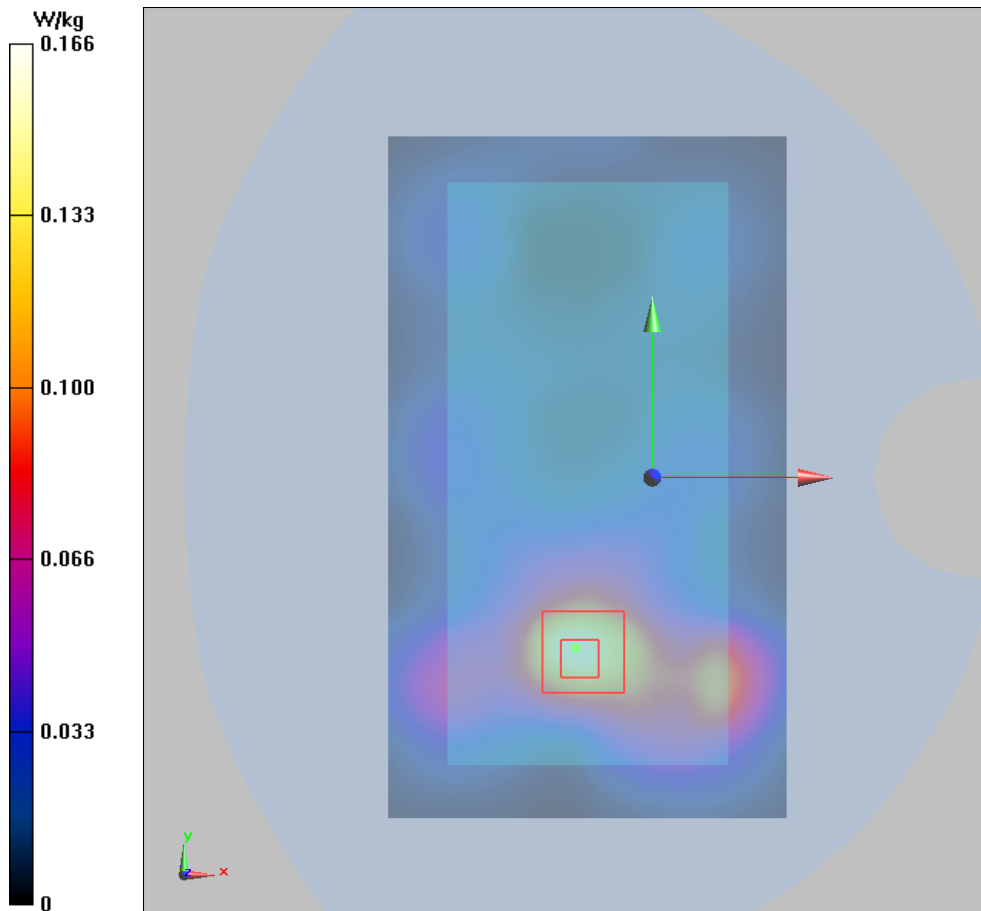
Front Side High/Zoom Scan (7x7x7)/Cube 0: Measurement grid: dx=5mm, dy=5mm, dz=5mm

Reference Value = 2.244 V/m; Power Drift = 0.053 dB

Peak SAR (extrapolated) = 0.300 W/kg

SAR(1 g) = 0.153 W/kg; SAR(10 g) = 0.075 W/kg

Maximum value of SAR (measured) = 0.166 W/kg



Plot 91 LTE Band 41 1RB Bottom Edge High (Distance 10mm)

Date: 9/28/2017

Communication System: UID 0, LTE (0); Frequency: 2645 MHz; Duty Cycle: 1:1.58

Medium parameters used: $f = 2645$ MHz; $\sigma = 2.192$ S/m; $\epsilon_r = 51.066$; $\rho = 1000$ kg/m³

Ambient Temperature: 22.3 °C Liquid Temperature: 21.5 °C

Phantom section: Flat Section

DASY5 Configuration:

Sensor-Surface: 4mm (Mechanical Surface Detection)

Probe: EX3DV4 - SN7351; ConvF(7.52, 7.52, 7.52); Calibrated: 12/20/2016;

Electronics: DAE4 - SD 000 D04 BK - SN918; Calibrated: 6/26/2017

Phantom: SAM 2; Type: SAM;

Measurement SW: DASY52, Version 52.8 (8); SEMCAD X Version 14.6.10 (7331)

Bottom Edge High/Area Scan (51x111x1): Interpolated grid: dx=10mm, dy=10mm

Maximum value of SAR (interpolated) = 0.512 W/kg

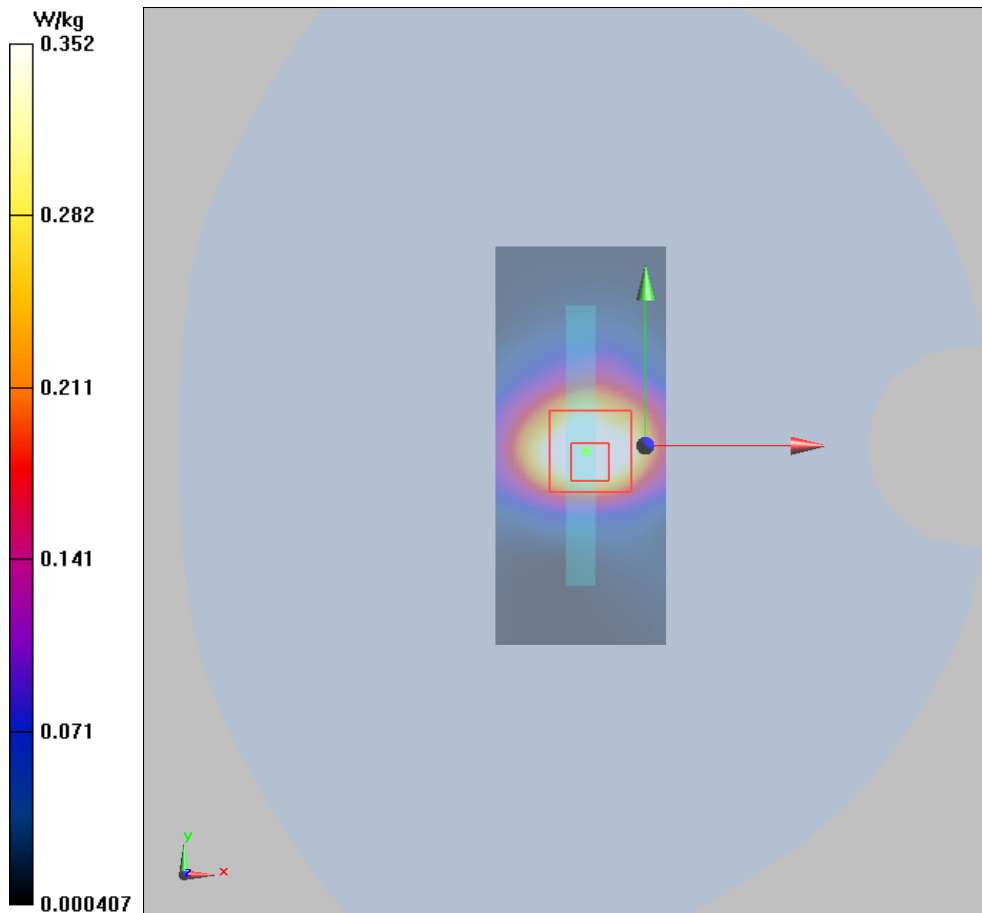
Bottom Edge High/Zoom Scan (7x7x7)/Cube 0: Measurement grid: dx=5mm, dy=5mm, dz=5mm

Reference Value = 12.50 V/m; Power Drift = -0.04 dB

Peak SAR (extrapolated) = 0.670 W/kg

SAR(1 g) = 0.341 W/kg; SAR(10 g) = 0.180 W/kg

Maximum value of SAR (measured) = 0.352 W/kg



Plot 92 L CA_41C 1RB Left cheek High

Date: 10/26/2018

Communication System: UID 0, LTE (0); Frequency: 2645 MHz; Duty Cycle: 1:1.579

Medium parameters used: $f = 2645$ MHz; $\sigma = 2.061$ S/m; $\epsilon_r = 40.122$; $\rho = 1000$ kg/m³

Ambient Temperature: 22.3 °C Liquid Temperature: 21.5 °C

Phantom section: Left Section

DASY5 Configuration:

Sensor-Surface: 4mm (Mechanical Surface Detection)

Probe: EX3DV4 - SN3677; ConvF(7.28, 7.28, 7.28); Calibrated: 5/29/2018;

Electronics: DAE4 SN1317; Calibrated: 3/23/2018

Phantom: SAM1; Type: SAM; Serial: TP-1534

Measurement SW: DASY52, Version 52.8 (8); SEMCAD X Version 14.6.10 (7331)

Left Cheek High/Area Scan (91x151x1): Interpolated grid: dx=12 mm, dy=12 mm

Maximum value of SAR (interpolated) = 0.114 W/kg


Left Cheek High/Zoom Scan (7x7x7)/Cube 0: Measurement grid: dx=5mm, dy=5mm, dz=5mm

Reference Value = 1.830 V/m; Power Drift = 0.042 dB

Peak SAR (extrapolated) = 0.164 W/kg

SAR(1 g) = 0.110 W/kg; SAR(10 g) = 0.056 W/kg

Maximum value of SAR (measured) = 0.115 W/kg



Plot 93 CA_41C 1RB Front Side High(Distance 15mm)

Date: 10/26/2018

Communication System: UID 0, LTE (0); Frequency: 2645 MHz; Duty Cycle: 1:1.579

Medium parameters used: $f = 2645$ MHz; $\sigma = 2.192$ S/m; $\epsilon_r = 51.066$; $\rho = 1000$ kg/m³

Ambient Temperature: 22.3 °C Liquid Temperature: 21.5 °C

Phantom section: Flat Section

DASY5 Configuration:

Sensor-Surface: 4mm (Mechanical Surface Detection)

Probe: EX3DV4 - SN3677; ConvF(7.16, 7.16, 7.16); Calibrated: 5/29/2018;

Electronics: DAE4 SN1317; Calibrated: 3/23/2018

Phantom: SAM1; Type: SAM; Serial: TP-1534

Measurement SW: DASY52, Version 52.8 (8); SEMCAD X Version 14.6.10 (7331)

Front Side High/Area Scan(91x151x1): Interpolated grid: dx=12 mm, dy=12 mm

Maximum value of SAR (interpolated) = 0.201 W/kg

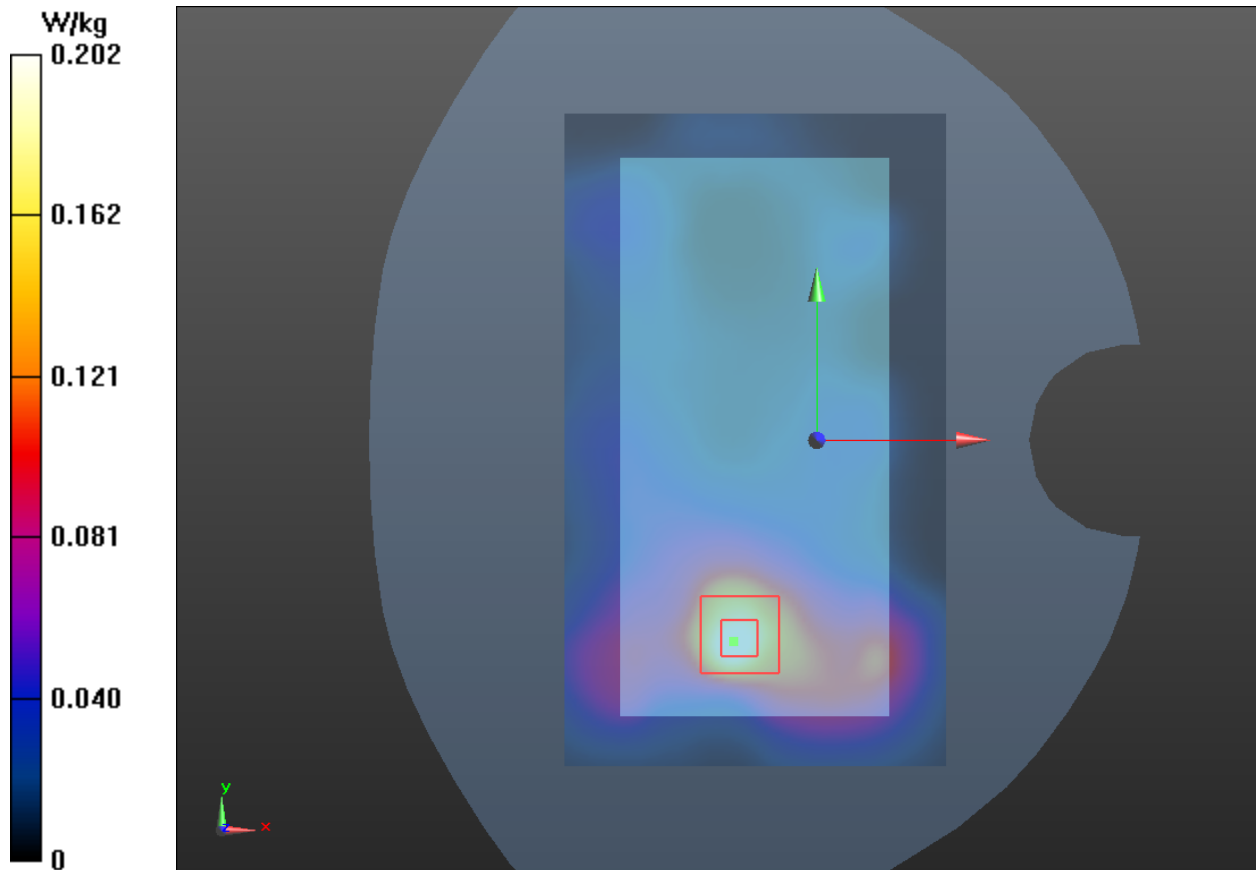
Front Side High/Zoom Scan (7x7x7)/Cube 0: Measurement grid: dx=5mm, dy=5mm, dz=5mm

Reference Value = 2.126 V/m; Power Drift = 0.066 dB

Peak SAR (extrapolated) = 0.320 W/kg

SAR(1 g) = 0.145 W/kg; SAR(10 g) = 0.079 W/kg

Maximum value of SAR (measured) = 0.202 W/kg



Plot 94 CA_41C 1RB Bottom Edge High(Distance 10mm)

Date: 10/26/2018

Communication System: UID 0, LTE (0); Frequency: 2645 MHz; Duty Cycle: 1:1.579

Medium parameters used: $f = 2645$ MHz; $\sigma = 2.066$ S/m; $\epsilon_r = 39.074$; $\rho = 1000$ kg/m³

Ambient Temperature: 22.3 °C Liquid Temperature: 21.5 °C

Phantom section: Flat Section

DASY5 Configuration:

Sensor-Surface: 4mm (Mechanical Surface Detection)

Probe: EX3DV4 - SN3677; ConvF(7.16, 7.16, 7.16); Calibrated: 5/29/2018;

Electronics: DAE4 SN1317; Calibrated: 3/23/2018

Phantom: SAM1; Type: SAM; Serial: TP-1534

Measurement SW: DASY52, Version 52.8 (8); SEMCAD X Version 14.6.10 (7331)

Bottom Edge High/Area Scan (51x111x1): Interpolated grid: dx=10 mm, dy=10 mm

Maximum value of SAR (interpolated) = 0.286 W/kg

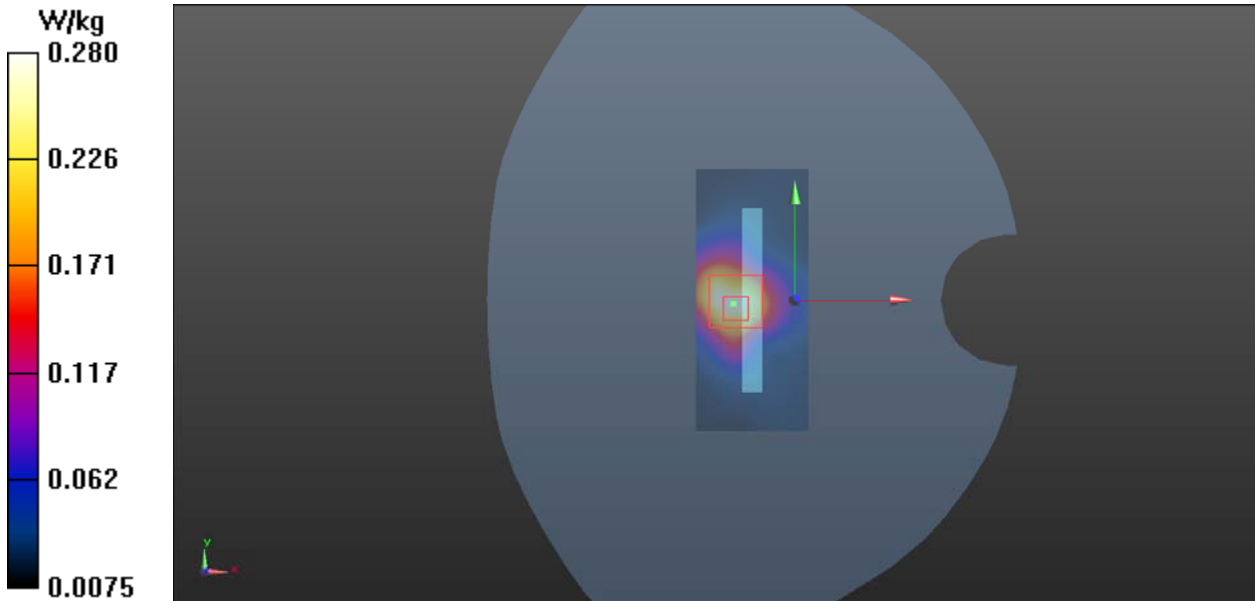
Bottom Edge High/Zoom Scan (7x7x7)/Cube 0: Measurement grid: dx=5mm, dy=5mm, dz=5mm

Reference Value = 10.32 V/m; Power Drift = -0.108 dB

Peak SAR (extrapolated) = 0.313 W/kg

SAR(1 g) = 0.267 W/kg; SAR(10 g) = 0.145 W/kg

Maximum value of SAR (measured) = 0.280 W/kg



Antenna 2**Plot 95 GSM 850 Left Cheek Middle (Single=REC On+Left Head, Battery 2)**

Date: 9/27/2017

Communication System: UID 0, GSM (0); Frequency: 836.6 MHz; Duty Cycle: 1:8.30042

Medium parameters used: $f = 837$ MHz; $\sigma = 0.94$ S/m; $\epsilon_r = 42.425$; $\rho = 1000$ kg/m³

Ambient Temperature: 22.3 °C Liquid Temperature: 21.5 °C

Phantom section: Left Section

DASY5 Configuration:

Sensor-Surface: 4mm (Mechanical Surface Detection)

Probe: EX3DV4 - SN3677; ConvF(9.31, 9.31, 9.31); Calibrated: 1/23/2017;

Electronics: DAE4 Sn1291; Calibrated: 1/19/2017

Phantom: SAM 2; Type: QD000P40CD; Serial: TP:1666

Measurement SW: DASY52, Version 52.8 (8); SEMCAD X Version 14.6.10 (7331)

Left Cheek Middle/Area Scan (71x121x1): Interpolated grid: dx=15mm, dy=15mm

Maximum value of SAR (interpolated) = 0.654 W/kg

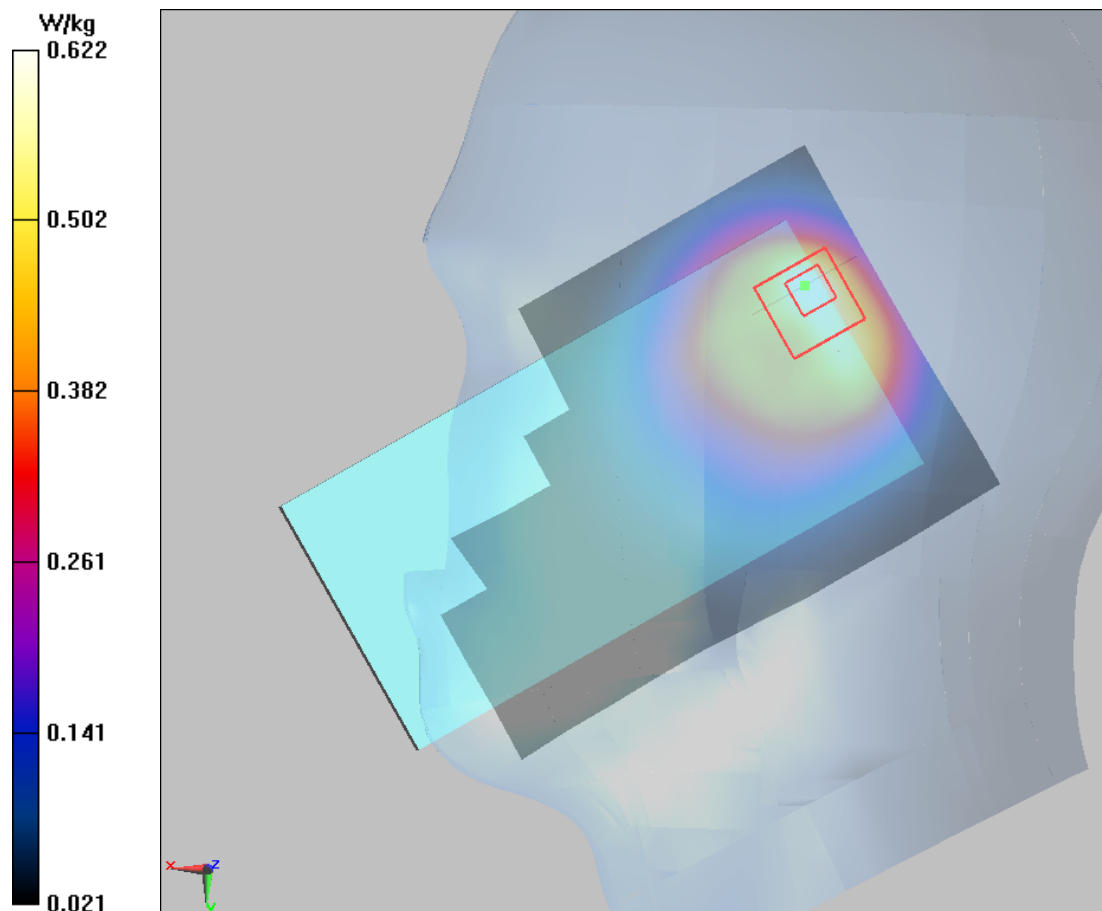
Left Cheek Middle/Zoom Scan (5x5x7)/Cube 0: Measurement grid: dx=8mm, dy=8mm, dz=5mm

Reference Value = 23.28 V/m; Power Drift = -0.02 dB

Peak SAR (extrapolated) = 1.14 W/kg

SAR(1 g) = 0.605 W/kg; SAR(10 g) = 0.313 W/kg

Maximum value of SAR (measured) = 0.622 W/kg



Plot 96 GSM 850 Front Side Middle (Single=REC Off, Distance 15mm)

Date: 9/28/2017

Communication System: UID 0, GSM (0); Frequency: 836.6 MHz; Duty Cycle: 1:8.30042

Medium parameters used: $f = 837$ MHz; $\sigma = 1.013$ S/m; $\epsilon_r = 55.395$; $\rho = 1000$ kg/m³

Ambient Temperature: 22.3 °C Liquid Temperature: 21.5 °C

Phantom section: Flat Section

DASY5 Configuration:

Sensor-Surface: 4mm (Mechanical Surface Detection)

Probe: EX3DV4 - SN3677; ConvF(9.74, 9.74, 9.74); Calibrated: 1/23/2017;

Electronics: DAE4 Sn1291; Calibrated: 1/19/2017

Phantom: SAM 2; Type: QD000P40CD; Serial: TP:1666

Measurement SW: DASY52, Version 52.8 (8); SEMCAD X Version 14.6.10 (7331)

Front Side Middle/Area Scan (71x121x1): Interpolated grid: dx=15mm, dy=15mm

Maximum value of SAR (interpolated) = 0.102 W/kg

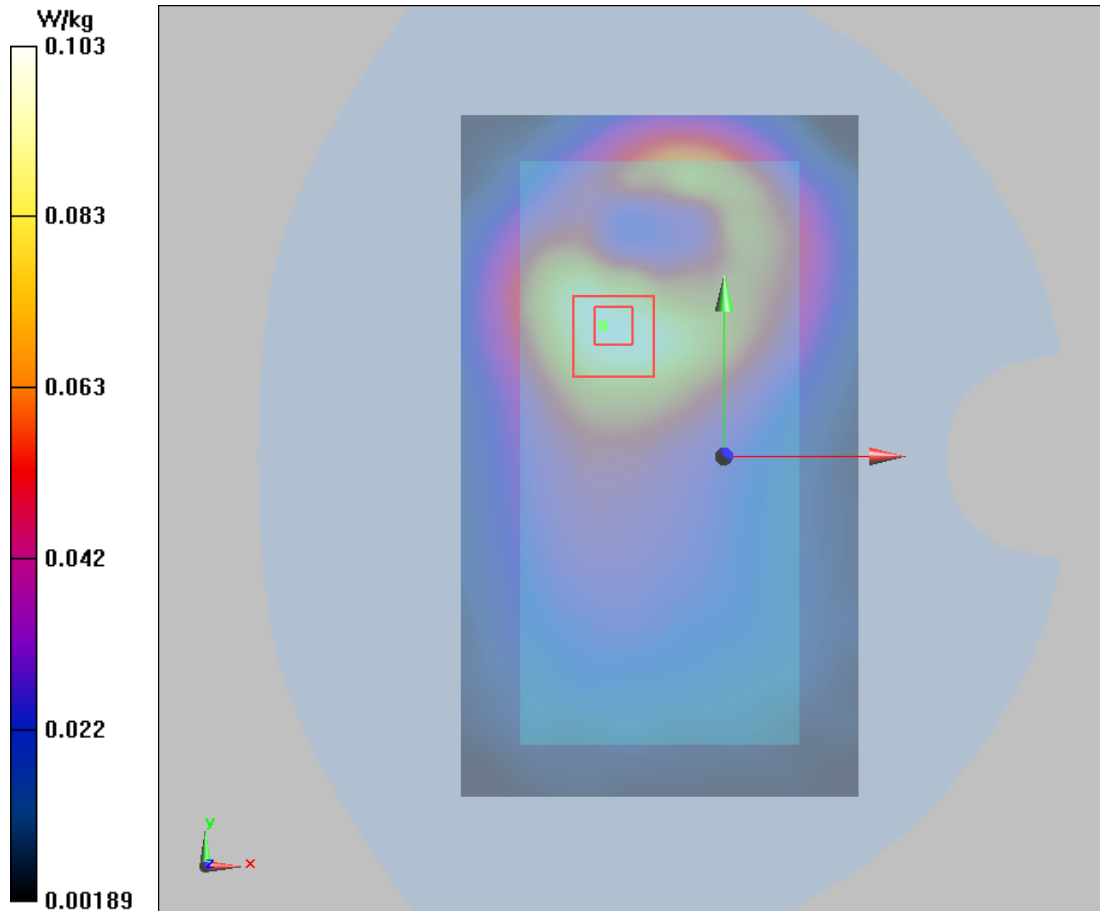
Front Side Middle/Zoom Scan (5x5x7)/Cube 0: Measurement grid: dx=8mm, dy=8mm, dz=5mm

Reference Value = 6.727 V/m; Power Drift = 0.02 dB

Peak SAR (extrapolated) = 0.130 W/kg

SAR(1 g) = 0.102 W/kg; SAR(10 g) = 0.067 W/kg

Maximum value of SAR (measured) = 0.103 W/kg



Plot 97 GSM 850 GPRS (2Txslots) Back Side Middle (Synchronous=REC Off+Wi-Fi/BT, Distance 10mm)

Date: 9/28/2017

Communication System: UID 0, 2 slot GPRS (0); Frequency: 836.6 MHz; Duty Cycle: 1:4.14954

Medium parameters used: $f = 837$ MHz; $\sigma = 1.013$ S/m; $\epsilon_r = 55.395$; $\rho = 1000$ kg/m³

Ambient Temperature: 22.3 °C Liquid Temperature: 21.5 °C

Phantom section: Flat Section

DASY5 Configuration:

Sensor-Surface: 4mm (Mechanical Surface Detection)

Probe: EX3DV4 - SN3677; ConvF(9.74, 9.74, 9.74); Calibrated: 1/23/2017;

Electronics: DAE4 Sn1291; Calibrated: 1/19/2017

Phantom: SAM 2; Type: QD000P40CD; Serial: TP:1666

Measurement SW: DASY52, Version 52.8 (8); SEMCAD X Version 14.6.10 (7331)

Back Side Middle/Area Scan (71x121x1): Interpolated grid: dx=15mm, dy=15mm

Maximum value of SAR (interpolated) = 0.253 W/kg

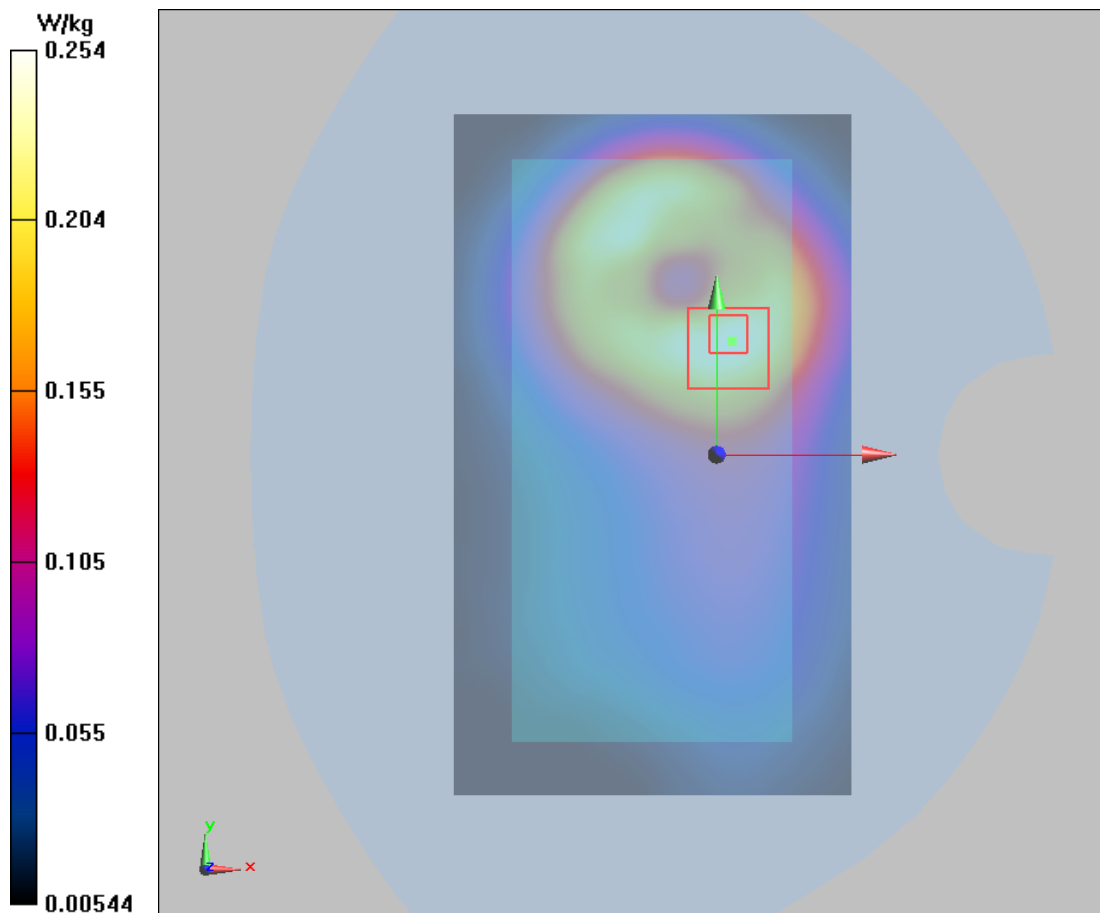
Back Side Middle/Zoom Scan (5x5x7)/Cube 0: Measurement grid: dx=8mm, dy=8mm, dz=5mm

Reference Value = 9.495 V/m; Power Drift = -0.11 dB

Peak SAR (extrapolated) = 0.339 W/kg

SAR(1 g) = 0.238 W/kg; SAR(10 g) = 0.161 W/kg

Maximum value of SAR (measured) = 0.254 W/kg



Plot 98 GSM 1900 Left Cheek Middle (Single=REC On+Left Head, Battery 2)

Date: 9/27/2017

Communication System: UID 0, GSM 1900 (0); Frequency: 1880 MHz; Duty Cycle: 1:8.30042

Medium parameters used: $f = 1880$ MHz; $\sigma = 1.37$ S/m; $\epsilon_r = 40.575$; $\rho = 1000$ kg/m³

Ambient Temperature: 22.3 °C Liquid Temperature: 21.5 °C

Phantom section: Left Section

DASY5 Configuration:

Sensor-Surface: 4mm (Mechanical Surface Detection)

Probe: EX3DV4 – SN7351; ConvF(8.59, 8.59, 8.59); Calibrated: 12/20/2016;

Electronics: DAE4 - SD 000 D04 BK - SN918; Calibrated: 6/26/2017

Phantom: SAM 2; Type: SAM;

Measurement SW: DASY52, Version 52.8 (8); SEMCAD X Version 14.6.10 (7331)

Left Cheek Middle/Area Scan (71x121x1): Interpolated grid: dx=15mm, dy=15mm

Maximum value of SAR (interpolated) = 0.701 W/kg

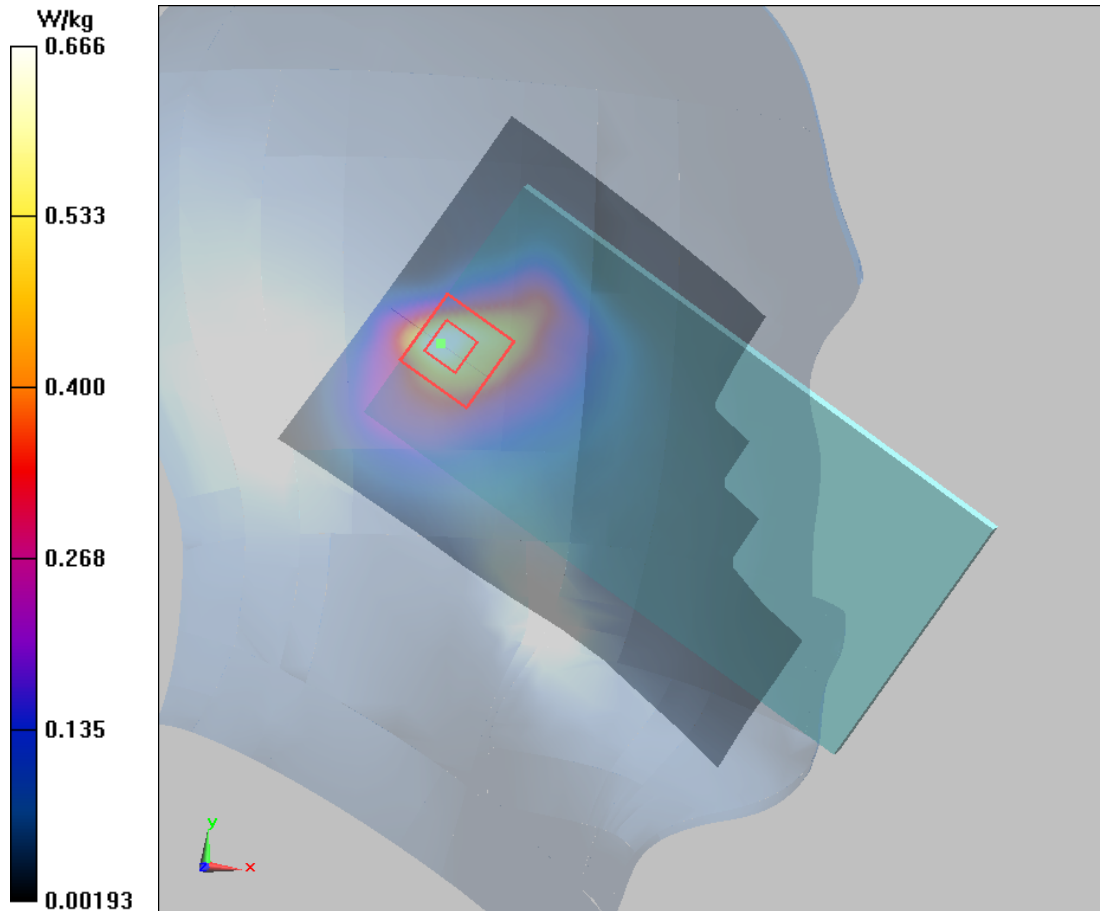
Left Cheek Middle/Zoom Scan (5x5x7)/Cube 0: Measurement grid: dx=8mm, dy=8mm, dz=5mm

Reference Value = 18.02 V/m; Power Drift = 0.03 dB

Peak SAR (extrapolated) = 0.923 W/kg

SAR(1 g) = 0.578 W/kg; SAR(10 g) = 0.310 W/kg

Maximum value of SAR (measured) = 0.666 W/kg



Plot 99 GSM 1900 Front Side Middle (Single=REC Off, Distance 15mm)

Date: 9/28/2017

Communication System: UID 0, GSM 1900 (0); Frequency: 1880 MHz; Duty Cycle: 1:8.30042

Medium parameters used: $f = 1880$ MHz; $\sigma = 1.49$ S/m; $\epsilon_r = 51.207$; $\rho = 1000$ kg/m³

Ambient Temperature: 22.3 °C Liquid Temperature: 21.5°C

Phantom section: Flat Section

DASY5 Configuration:

Sensor-Surface: 4mm (Mechanical Surface Detection)

Probe: EX3DV4 - SN7351; ConvF(8.14, 8.14, 8.14); Calibrated: 12/20/2016;

Electronics: DAE4 - SD 000 D04 BK - SN918; Calibrated: 6/26/2017

Phantom: SAM 2; Type: SAM;

Measurement SW: DASY52, Version 52.8 (8); SEMCAD X Version 14.6.10 (7331)

Front Side Middle/Area Scan (71x121x1): Interpolated grid: dx=15mm, dy=15mm

Maximum value of SAR (interpolated) = 0.170 W/kg

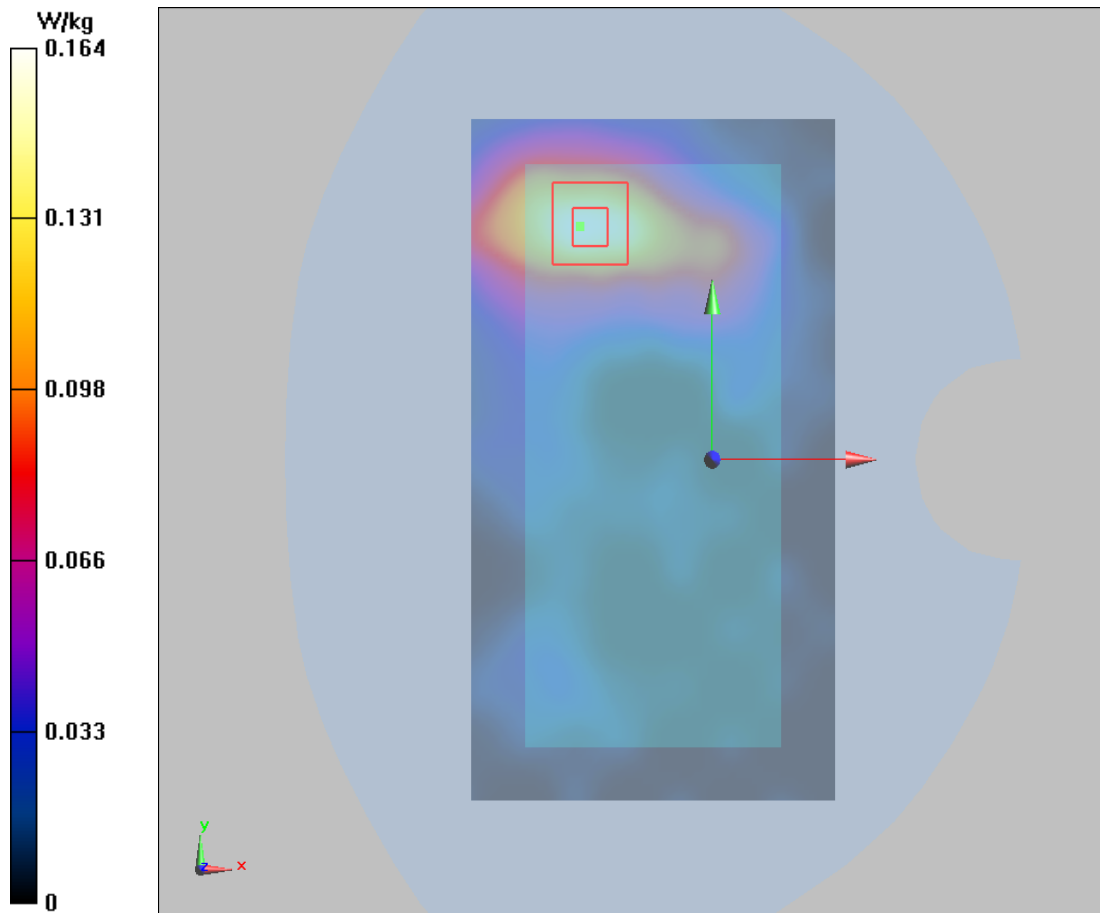
Front Side Middle/Zoom Scan (5x5x7)/Cube 0: Measurement grid: dx=8mm, dy=8mm, dz=5mm

Reference Value = 2.457 V/m; Power Drift = -0.024 dB

Peak SAR (extrapolated) = 0.1790 W/kg

SAR(1 g) = 0.147 W/kg; SAR(10 g) = 0.070 W/kg

Maximum value of SAR (measured) = 0.164 W/kg



Plot 100 GSM 1900 GPRS (2Txslots) Back Side Middle (Synchronous=REC Off+Wi-Fi/BT, Distance 10mm)

Date: 9/28/2017

Communication System: UID 0, EGPRS 2TX (0); Frequency: 1880 MHz; Duty Cycle: 1:4.14954

Medium parameters used: $f = 1880$ MHz; $\sigma = 1.49$ S/m; $\epsilon_r = 51.207$; $\rho = 1000$ kg/m³

Ambient Temperature: 22.3 °C Liquid Temperature: 21.5 °C

Phantom section: Flat Section

DASY5 Configuration:

Sensor-Surface: 4mm (Mechanical Surface Detection)

Probe: EX3DV4 - SN7351; ConvF(8.14, 8.14, 8.14); Calibrated: 12/20/2016;

Electronics: DAE4 - SD 000 D04 BK - SN918; Calibrated: 6/26/2017

Electronics: DAE4 Sn1291; Calibrated: 1/19/2017

Phantom: SAM 2; Type: SAM;

Measurement SW: DASY52, Version 52.8 (8); SEMCAD X Version 14.6.10 (7331)

Back Side Middle/Area Scan (71x121x1): Interpolated grid: dx=15mm, dy=15mm

Maximum value of SAR (interpolated) = 0.201 W/kg

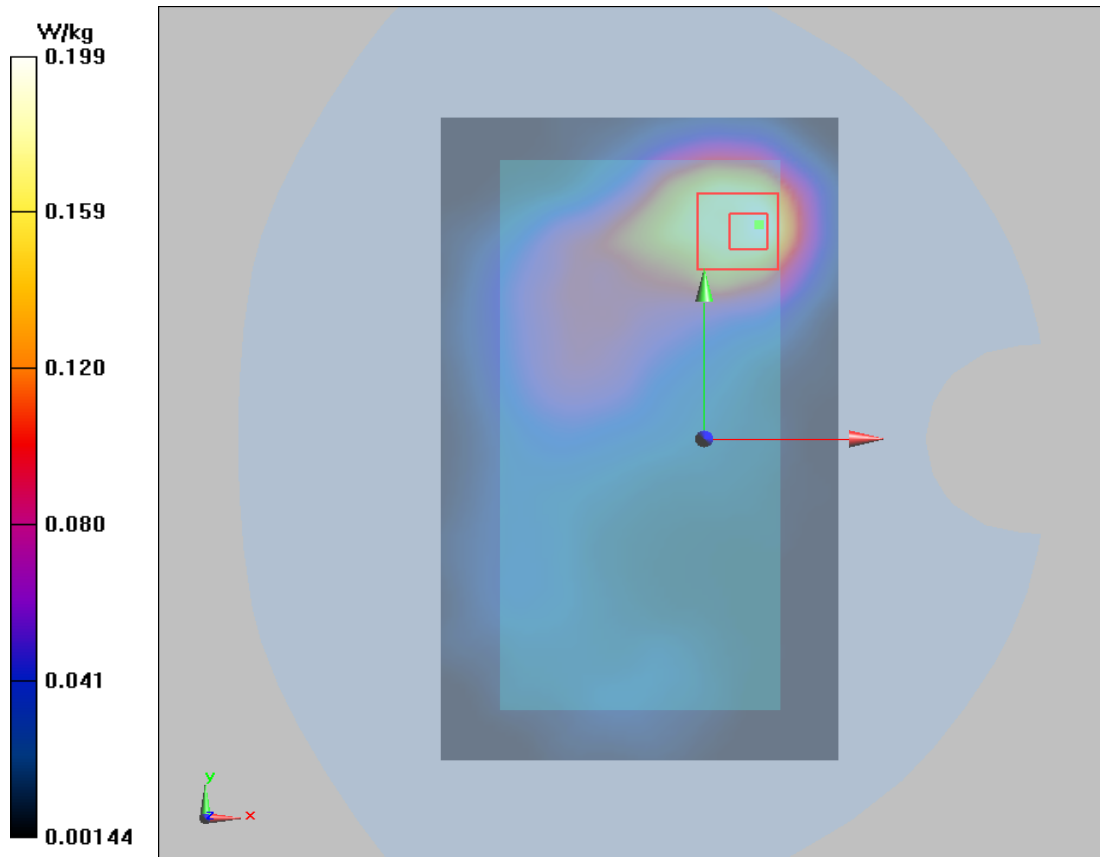
Back Side Middle/Zoom Scan (5x5x7)/Cube 0: Measurement grid: dx=8mm, dy=8mm, dz=5mm

Reference Value = 4.589 V/m; Power Drift = -0.13 dB

Peak SAR (extrapolated) = 0.339 W/kg

SAR(1 g) = 0.180 W/kg; SAR(10 g) = 0.099 W/kg

Maximum value of SAR (measured) = 0.199 W/kg



Plot 101 UMTS Band II Left Cheek Middle (Single=REC On+Left Head)

Date: 9/27/2017

Communication System: UID 0, WCDMA II (0); Frequency: 1880 MHz; Duty Cycle: 1:1

Medium parameters used: $f = 1880$ MHz; $\sigma = 1.37$ S/m; $\epsilon_r = 40.575$; $\rho = 1000$ kg/m³

Ambient Temperature: 22.3 °C Liquid Temperature: 21.5 °C

Phantom section: Left Section

DASY5 Configuration:

Sensor-Surface: 4mm (Mechanical Surface Detection)

Probe: EX3DV4 – SN7351; ConvF(8.59, 8.59, 8.59); Calibrated: 12/20/2016;

Electronics: DAE4 - SD 000 D04 BK - SN918; Calibrated: 6/26/2017

Phantom: SAM 2; Type: SAM;

Measurement SW: DASY52, Version 52.8 (8); SEMCAD X Version 14.6.10 (7331)

Left Cheek Middle/Area Scan (71x121x1): Interpolated grid: dx=15mm, dy=15mm

Maximum value of SAR (interpolated) = 0.651 W/kg

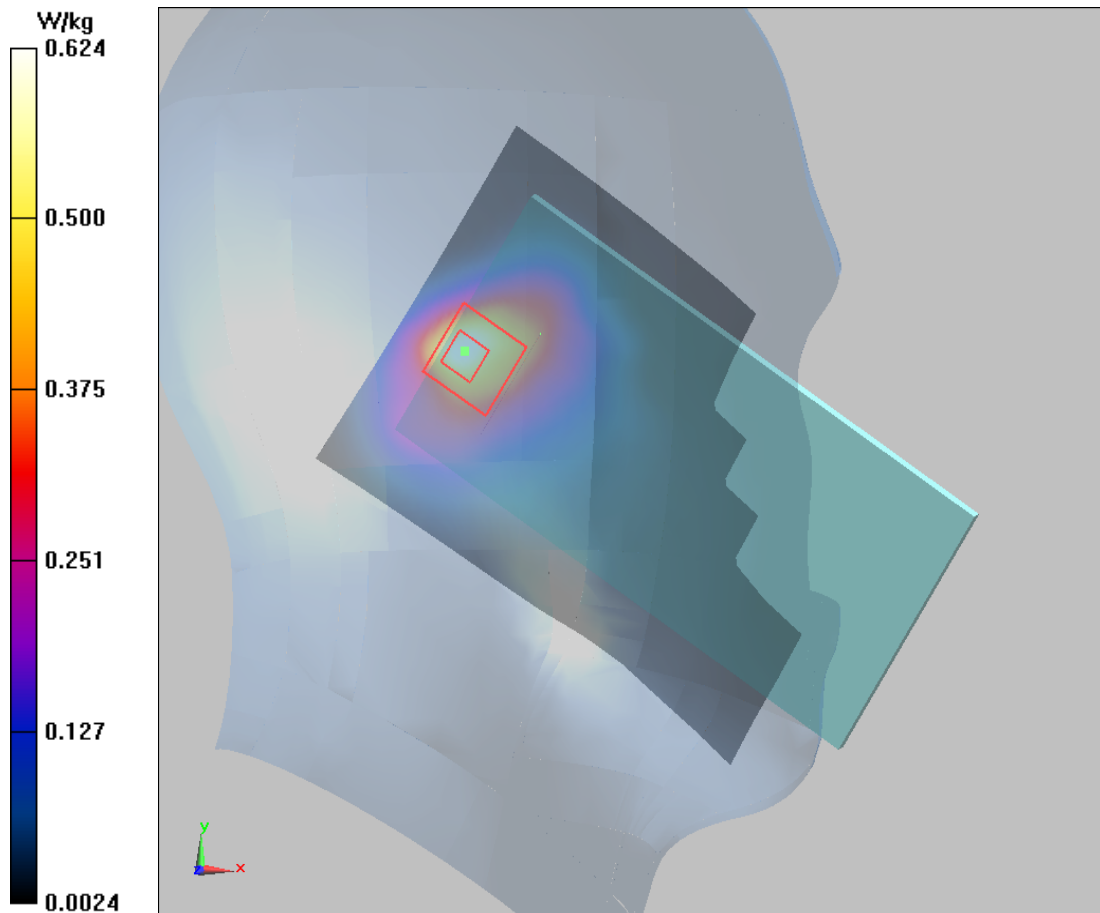
Left Cheek Middle/Zoom Scan (5x5x7)/Cube 0: Measurement grid: dx=8mm, dy=8mm, dz=5mm

Reference Value = 19.84 V/m; Power Drift = 0.04 dB

Peak SAR (extrapolated) = 0.897 W/kg

SAR(1 g) = 0.538 W/kg; SAR(10 g) = 0.299 W/kg

Maximum value of SAR (measured) = 0.624 W/kg



Plot 102 UMTS Band II Back Side Middle (Single=REC Off, Distance 15mm)

Date: 9/28/2017

Communication System: UID 0, WCDMA II (0); Frequency: 1880 MHz; Duty Cycle: 1:1

Medium parameters used: $f = 1880$ MHz; $\sigma = 1.49$ S/m; $\epsilon_r = 51.207$; $\rho = 1000$ kg/m³

Ambient Temperature: 22.3 °C Liquid Temperature: 21.5 °C

Phantom section: Flat Section

DASY5 Configuration:

Sensor-Surface: 4mm (Mechanical Surface Detection)

Probe: EX3DV4 - SN7351; ConvF(8.14, 8.14, 8.14); Calibrated: 12/20/2016;

Electronics: DAE4 - SD 000 D04 BK - SN918; Calibrated: 6/26/2017

Phantom: SAM 2; Type: SAM;

Measurement SW: DASY52, Version 52.8 (8); SEMCAD X Version 14.6.10 (7331)

Back Side Middle/Area Scan (71x121x1): Interpolated grid: dx=15mm, dy=15mm

Maximum value of SAR (interpolated) = 0.288 W/kg

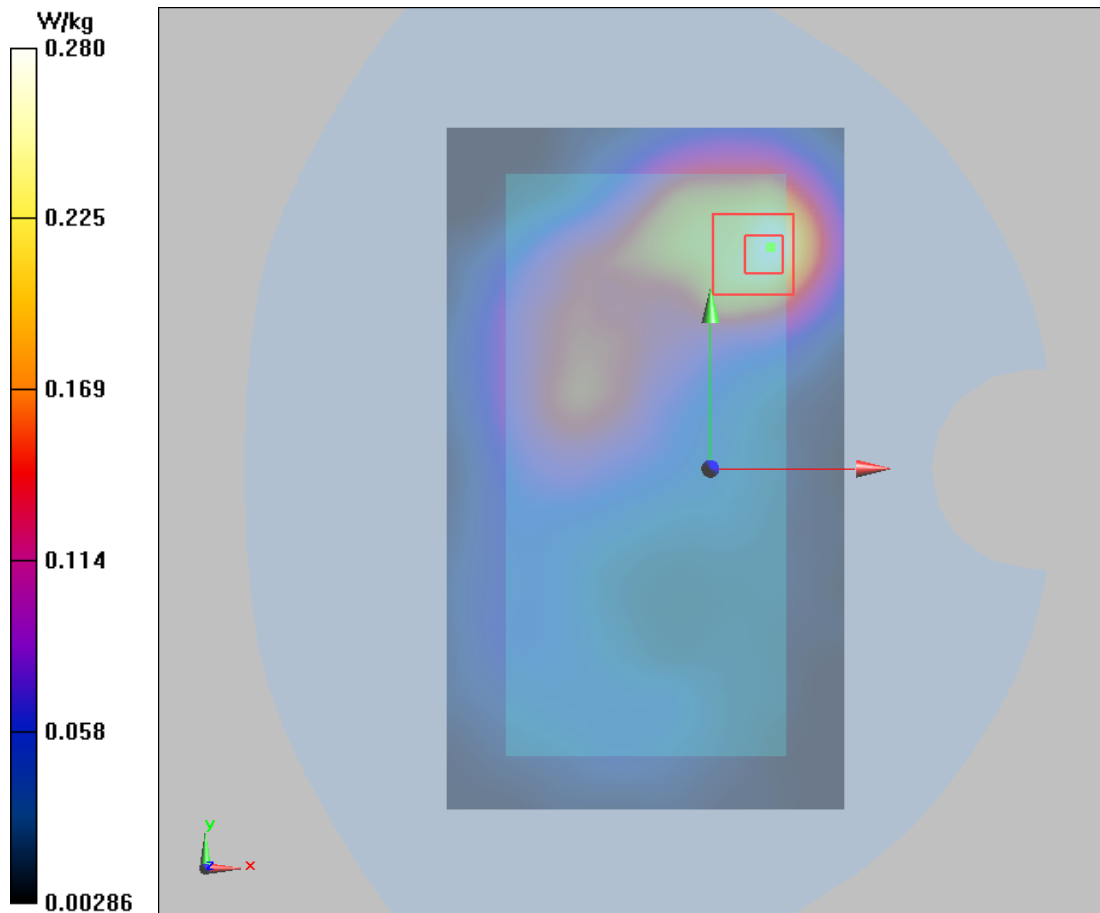
Back Side Middle/Zoom Scan (5x5x7)/Cube 0: Measurement grid: dx=8mm, dy=8mm, dz=5mm

Reference Value = 6.68 V/m; Power Drift = -0.026 dB

Peak SAR (extrapolated) = 0.456 W/kg

SAR(1 g) = 0.260 W/kg; SAR(10 g) = 0.145 W/kg

Maximum value of SAR (measured) = 0.280 W/kg



Plot 103 UMTS Band II Front Side Middle (Synchronous=REC Off+Wi-Fi/BT, Distance 10mm)

Date: 9/28/2017

Communication System: UID 0, WCDMA II (0); Frequency: 1880 MHz; Duty Cycle: 1:1

Medium parameters used: $f = 1880 \text{ MHz}$; $\sigma = 1.49 \text{ S/m}$; $\epsilon_r = 51.207$; $\rho = 1000 \text{ kg/m}^3$

Ambient Temperature: $22.3 \text{ }^\circ\text{C}$ Liquid Temperature: $21.5 \text{ }^\circ\text{C}$

Phantom section: Flat Section

DASY5 Configuration:

Sensor-Surface: 4mm (Mechanical Surface Detection)

Probe: EX3DV4 - SN7351; ConvF(8.14, 8.14, 8.14); Calibrated: 12/20/2016;

Electronics: DAE4 - SD 000 D04 BK - SN918; Calibrated: 6/26/2017

Phantom: SAM 2; Type: SAM;

Measurement SW: DASY52, Version 52.8 (8); SEMCAD X Version 14.6.10 (7331)

Front Side Middle/Area Scan (71x121x1): Interpolated grid: $dx=15\text{mm}$, $dy=15\text{mm}$

Maximum value of SAR (interpolated) = 0.251 W/kg

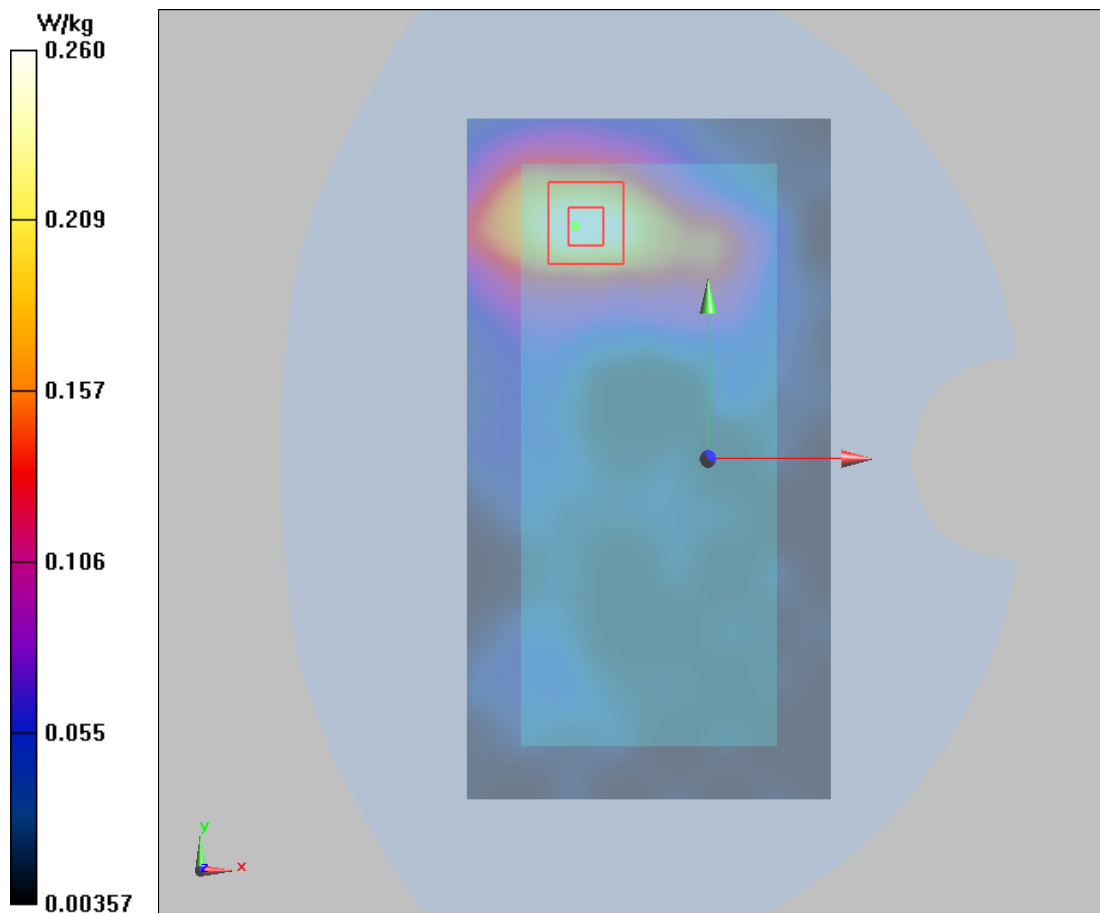
Front Side Middle/Zoom Scan (5x5x7)/Cube 0: Measurement grid: $dx=8\text{mm}$, $dy=8\text{mm}$, $dz=5\text{mm}$

Reference Value = 3.978 V/m ; Power Drift = -0.065 dB

Peak SAR (extrapolated) = 0.440 W/kg

SAR(1 g) = 0.234 W/kg ; SAR(10 g) = 0.120 W/kg

Maximum value of SAR (measured) = 0.260 W/kg



Plot 104 UMTS Band IV Right Cheek Middle (Single=REC On+ Right Head, Battery 3)

Date: 9/27/2017

Communication System: UID 0, WCDMA (0); Frequency: 1732.6 MHz; Duty Cycle: 1:1

Medium parameters used: $f = 1733 \text{ MHz}$; $\sigma = 1.351 \text{ S/m}$; $\epsilon_r = 38.755$; $\rho = 1000 \text{ kg/m}^3$

Ambient Temperature: $22.3 \text{ }^\circ\text{C}$ Liquid Temperature: $21.5 \text{ }^\circ\text{C}$

Phantom section: Right Section

DASY5 Configuration:

Sensor-Surface: 4mm (Mechanical Surface Detection)

Probe: EX3DV4 - SN3677; ConvF(8.60, 8.60, 8.60); Calibrated: 1/23/2017;

Electronics: DAE4 Sn1291; Calibrated: 1/19/2017

Phantom: SAM 1; Type: QD000P40CD; Serial: TP:1666

Measurement SW: DASY52, Version 52.8 (8); SEMCAD X Version 14.6.10 (7331)

Right Cheek Middle/Area Scan (71x121x1): Interpolated grid: $dx=15\text{mm}$, $dy=15\text{mm}$

Maximum value of SAR (interpolated) = 0.676 W/kg

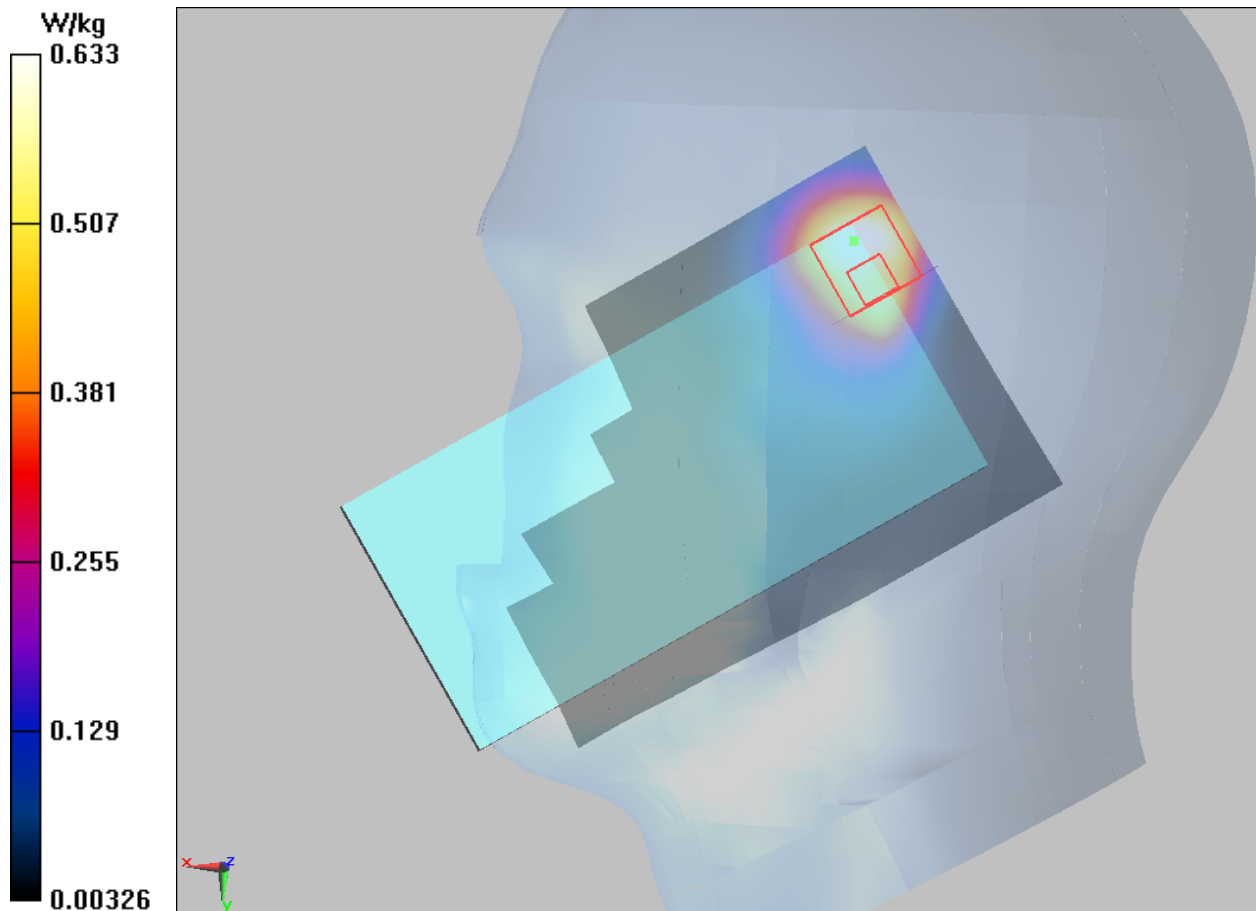
Right Cheek Middle/Zoom Scan (5x5x7)/Cube 0: Measurement grid: $dx=8\text{mm}$, $dy=8\text{mm}$, $dz=5\text{mm}$

Reference Value = 12.03 V/m ; Power Drift = 0.065 dB

Peak SAR (extrapolated) = 1.18 W/kg

SAR(1 g) = 0.511 W/kg ; SAR(10 g) = 0.279 W/kg

Maximum value of SAR (measured) = 0.633 W/kg



Plot 105 UMTS Band IV Back Side Middle (Single=REC Off, Distance 15mm)

Date: 9/28/2017

Communication System: UID 0, WCDMA (0); Frequency: 1732.6 MHz; Duty Cycle: 1:1

Medium parameters used: $f = 1733$ MHz; $\sigma = 1.418$ S/m; $\epsilon_r = 51.915$; $\rho = 1000$ kg/m³

Ambient Temperature: 22.3 °C Liquid Temperature: 21.5 °C

Phantom section: Flat Section

DASY5 Configuration:

Sensor-Surface: 4mm (Mechanical Surface Detection)

Probe: EX3DV4 - SN3677; ConvF(8.39, 8.39, 8.39); Calibrated: 1/23/2017;

Electronics: DAE4 Sn1291; Calibrated: 1/19/2017

Phantom: SAM 1; Type: QD000P40CD; Serial: TP:1666

Measurement SW: DASY52, Version 52.8 (8); SEMCAD X Version 14.6.10 (7331)

Back Side Middle/Area Scan (71x121x1): Interpolated grid: dx=15mm, dy=15mm

Maximum value of SAR (interpolated) = 0.198 W/kg

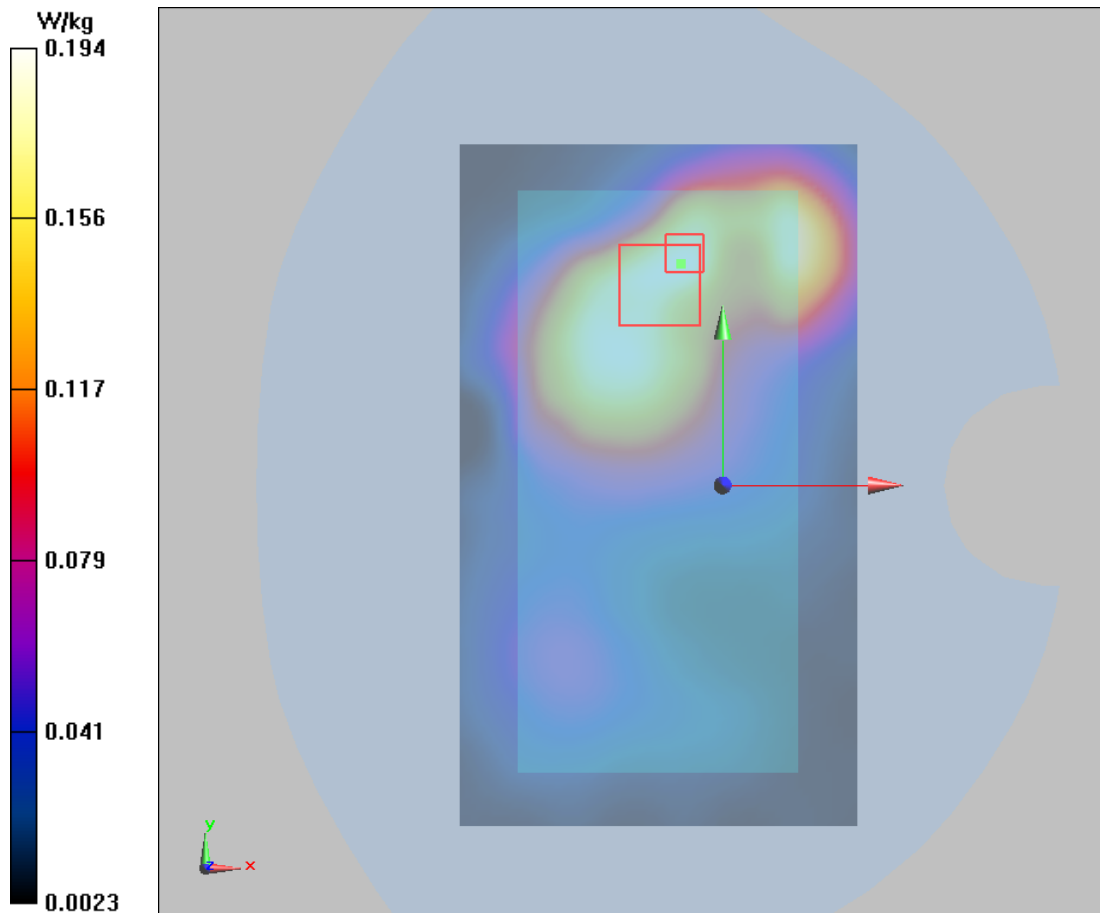
Back Side Middle/Zoom Scan (5x5x7)/Cube 0: Measurement grid: dx=8mm, dy=8mm, dz=5mm

Reference Value = 6.721 V/m; Power Drift = -0.05 dB

Peak SAR (extrapolated) = 0.275 W/kg

SAR(1 g) = 0.181 W/kg; SAR(10 g) = 0.116 W/kg

Maximum value of SAR (measured) = 0.194 W/kg



Plot 106 UMTS Band IV Back Side Middle (Synchronous=REC Off+Wi-Fi/BT, Distance 10mm)

Date: 9/28/2017

Communication System: UID 0, WCDMA (0); Frequency: 1732.6 MHz; Duty Cycle: 1:1

Medium parameters used: $f = 1733$ MHz; $\sigma = 1.418$ S/m; $\epsilon_r = 51.915$; $\rho = 1000$ kg/m³

Ambient Temperature: 22.3 °C Liquid Temperature: 21.5 °C

Phantom section: Flat Section

DASY5 Configuration:

Sensor-Surface: 4mm (Mechanical Surface Detection)

Probe: EX3DV4 - SN3677; ConvF(8.39, 8.39, 8.39); Calibrated: 1/23/2017;

Electronics: DAE4 Sn1291; Calibrated: 1/19/2017

Phantom: SAM 1; Type: QD000P40CD; Serial: TP:1666

Measurement SW: DASY52, Version 52.8 (8); SEMCAD X Version 14.6.10 (7331)

Back Side Middle/Area Scan (71x121x1): Interpolated grid: dx=15mm, dy=15mm

Maximum value of SAR (interpolated) = 0.254 W/kg

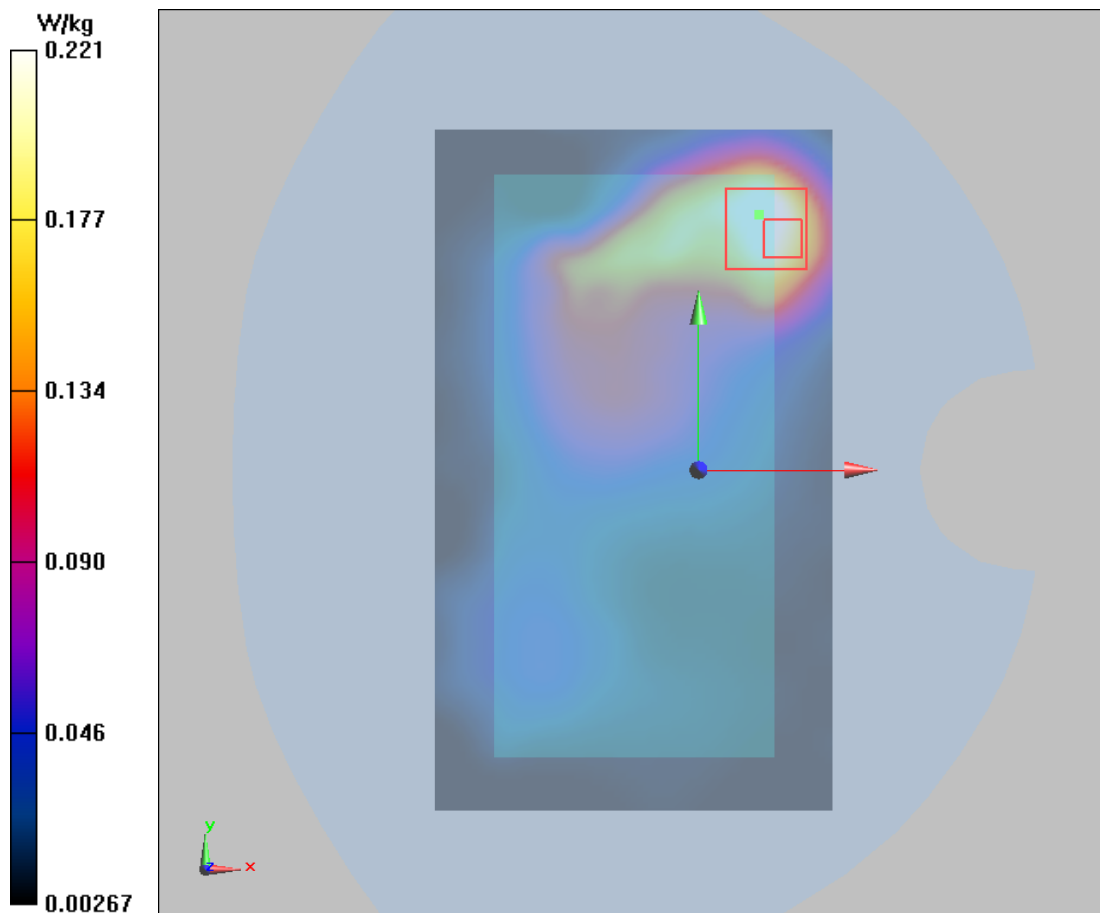
Back Side Middle/Zoom Scan (5x5x7)/Cube 0: Measurement grid: dx=8mm, dy=8mm, dz=5mm

Reference Value = 6.215 V/m; Power Drift = 0.03 dB

Peak SAR (extrapolated) = 0.379 W/kg

SAR(1 g) = 0.198 W/kg; SAR(10 g) = 0.108 W/kg

Maximum value of SAR (measured) = 0.221 W/kg



Plot 107 UMTS Band V Left Cheek Middle (Single=REC On+Left Head, Battery 2)

Date: 9/27/2017

Communication System: UID 0, WCDMA V (0); Frequency: 836.6 MHz; Duty Cycle: 1:1

Medium parameters used: $f = 837 \text{ MHz}$; $\sigma = 0.94 \text{ S/m}$; $\epsilon_r = 42.425$; $\rho = 1000 \text{ kg/m}^3$

Ambient Temperature: $22.3 \text{ }^\circ\text{C}$ Liquid Temperature: $21.5 \text{ }^\circ\text{C}$

Phantom section: Left Section

DASY5 Configuration:

Sensor-Surface: 4mm (Mechanical Surface Detection)

Probe: EX3DV4 - SN3677; ConvF(9.31, 9.31, 9.31); Calibrated: 1/23/2017;

Electronics: DAE4 Sn1291; Calibrated: 1/19/2017

Phantom: SAM 2; Type: QD000P40CD; Serial: TP:1666

Measurement SW: DASY52, Version 52.8 (8); SEMCAD X Version 14.6.10 (7331)

Left Cheek Middle/Area Scan (71x121x1): Interpolated grid: $dx=15\text{mm}$, $dy=15\text{mm}$

Maximum value of SAR (interpolated) = 0.734 W/kg

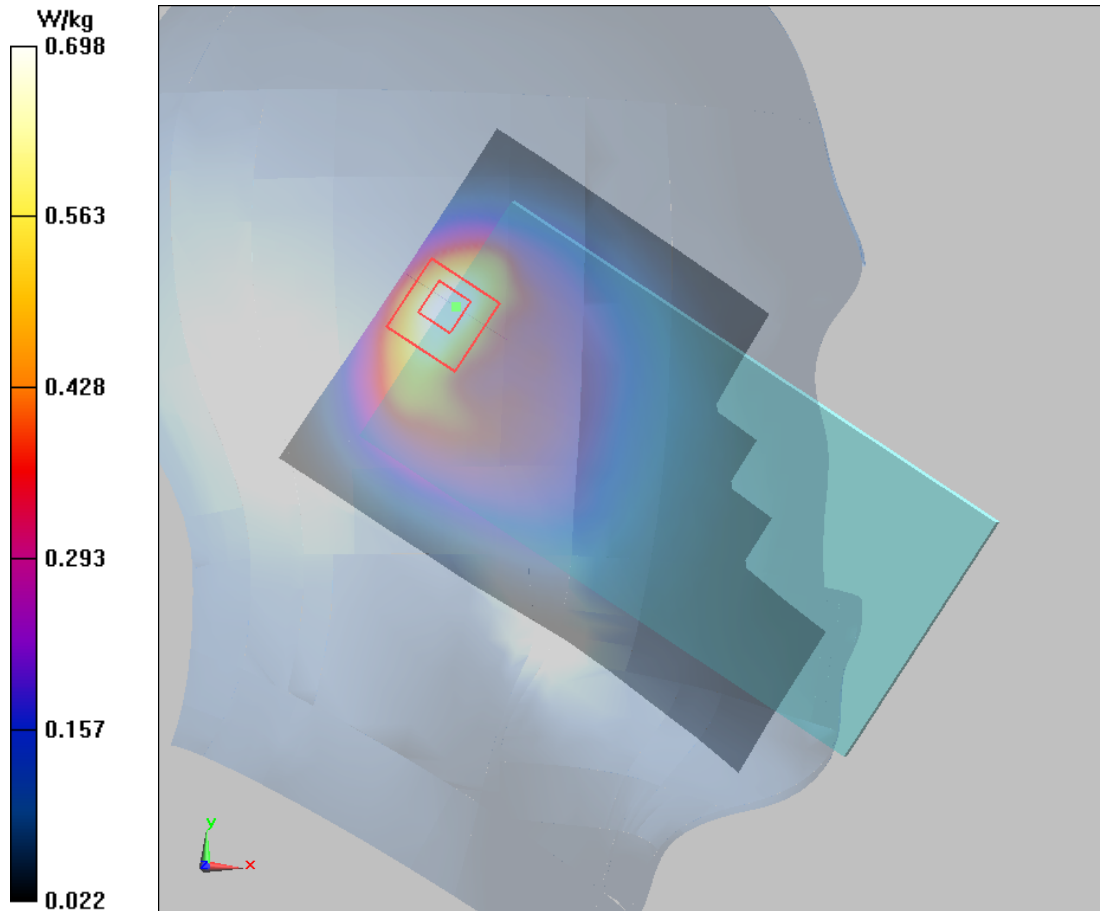
Left Cheek Middle/Zoom Scan (5x5x7)/Cube 0: Measurement grid: $dx=8\text{mm}$, $dy=8\text{mm}$, $dz=5\text{mm}$

Reference Value = 25.21 V/m ; Power Drift = -0.013 dB

Peak SAR (extrapolated) = 1.14 W/kg

SAR(1 g) = 0.627 W/kg ; SAR(10 g) = 0.353 W/kg

Maximum value of SAR (measured) = 0.698 W/kg



Plot 108 UMTS Band V Front Side Middle (Single=REC Off, Distance 15mm)

Date: 9/28/2017

Communication System: UID 0, WCDMA (0); Frequency: 836.6 MHz; Duty Cycle: 1:1

Medium parameters used: $f = 837$ MHz; $\sigma = 1.013$ S/m; $\epsilon_r = 55.395$; $\rho = 1000$ kg/m³

Ambient Temperature: 22.3 °C Liquid Temperature: 21.5 °C

Phantom section: Flat Section

DASY5 Configuration:

Sensor-Surface: 4mm (Mechanical Surface Detection)

Probe: EX3DV4 - SN3677; ConvF(9.74, 9.74, 9.74); Calibrated: 1/23/2017;

Electronics: DAE4 Sn1291; Calibrated: 1/19/2017

Phantom: SAM 2; Type: QD000P40CD; Serial: TP:1666

Measurement SW: DASY52, Version 52.8 (8); SEMCAD X Version 14.6.10 (7331)

Front Side Middle/Area Scan (71x121x1): Interpolated grid: dx=15mm, dy=15mm

Maximum value of SAR (interpolated) = 0.280 W/kg


Front Side Middle/Zoom Scan (5x5x7)/Cube 0: Measurement grid: dx=8mm, dy=8mm, dz=5mm

Reference Value = 9.956 V/m; Power Drift = 0.12 dB

Peak SAR (extrapolated) = 0.364 W/kg

SAR(1 g) = 0.261 W/kg; SAR(10 g) = 0.181 W/kg

Maximum value of SAR (measured) = 0.264 W/kg



Plot 109 UMTS Band V Front Side Middle (Synchronous=REC Off+Wi-Fi/BT, Distance 10mm)

Date: 9/28/2017

Communication System: UID 0, WCDMA (0); Frequency: 836.6 MHz; Duty Cycle: 1:1

Medium parameters used: $f = 837 \text{ MHz}$; $\sigma = 1.013 \text{ S/m}$; $\epsilon_r = 55.395$; $\rho = 1000 \text{ kg/m}^3$

Ambient Temperature: $22.3 \text{ }^\circ\text{C}$ Liquid Temperature: $21.5 \text{ }^\circ\text{C}$

Phantom section: Flat Section

DASY5 Configuration:

Sensor-Surface: 4mm (Mechanical Surface Detection)

Probe: EX3DV4 - SN3677; ConvF(9.74, 9.74, 9.74); Calibrated: 1/23/2017;

Electronics: DAE4 Sn1291; Calibrated: 1/19/2017

Phantom: SAM 2; Type: QD000P40CD; Serial: TP:1666

Measurement SW: DASY52, Version 52.8 (8); SEMCAD X Version 14.6.10 (7331)

Front Side Middle/Area Scan (71x121x1): Interpolated grid: $dx=15\text{mm}$, $dy=15\text{mm}$

Maximum value of SAR (interpolated) = 0.236 W/kg

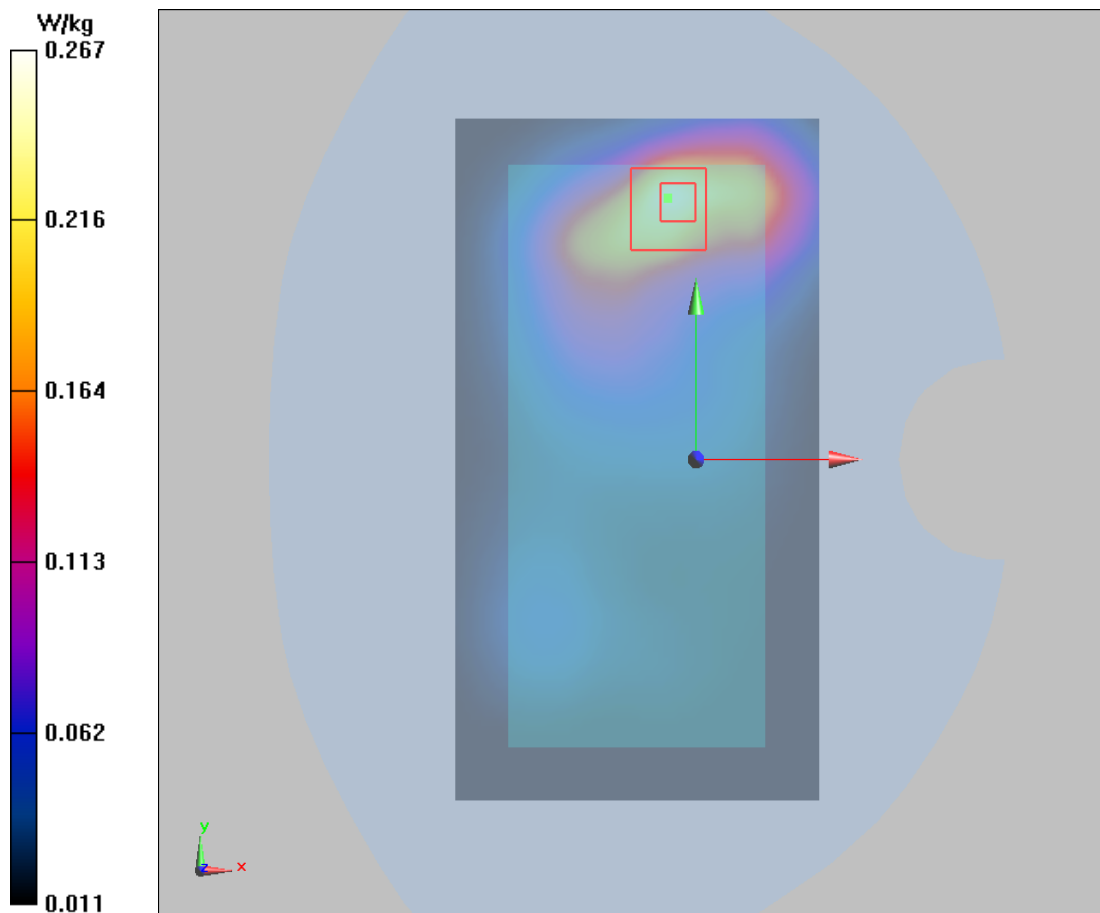
Front Side Middle/Zoom Scan (5x5x7)/Cube 0: Measurement grid: $dx=8\text{mm}$, $dy=8\text{mm}$, $dz=5\text{mm}$

Reference Value = 6.997 V/m ; Power Drift = 0.07 dB

Peak SAR (extrapolated) = 0.384 W/kg

SAR(1 g) = 0.235 W/kg ; SAR(10 g) = 0.146 W/kg

Maximum value of SAR (measured) = 0.267 W/kg



Plot 110 LTE Band 2 1RB Left Cheek High (Single=REC On+Left Head, Battery 3)

Date: 9/27/2017

Communication System: UID 0, LTE (0); Frequency: 1900 MHz; Duty Cycle: 1:1

Medium parameters used: $f = 1900$ MHz; $\sigma = 1.39$ S/m; $\epsilon_r = 40.508$; $\rho = 1000$ kg/m³

Ambient Temperature: 22.3 °C Liquid Temperature: 21.5 °C

Phantom section: Left Section

DASY5 Configuration:

Sensor-Surface: 4mm (Mechanical Surface Detection)

Probe: EX3DV4 – SN7351; ConvF(8.59, 8.59, 8.59); Calibrated: 12/20/2016;

Electronics: DAE4 - SD 000 D04 BK - SN918; Calibrated: 6/26/2017

Phantom: SAM 2; Type: SAM;

Measurement SW: DASY52, Version 52.8 (8); SEMCAD X Version 14.6.10 (7331)

Left Cheek High/Area Scan (71x121x1): Interpolated grid: dx=15mm, dy=15mm

Maximum value of SAR (interpolated) = 0.941 W/kg


Left Cheek High/Zoom Scan (5x5x7)/Cube 0: Measurement grid: dx=8mm, dy=8mm, dz=5mm

Reference Value = 22.87 V/m; Power Drift = 0.047 dB

Peak SAR (extrapolated) = 1.22 W/kg

SAR(1 g) = 0.834 W/kg; SAR(10 g) = 0.457 W/kg

Maximum value of SAR (measured) = 0.934 W/kg



Plot 111 LTE Band 2 50%RB Back Side High (Single=REC Off, Distance 15mm)

Date: 9/28/2017

Communication System: UID 0, LTE (0); Frequency: 1900 MHz; Duty Cycle: 1:1

Medium parameters used: $f = 1900$ MHz; $\sigma = 1.509$ S/m; $\epsilon_r = 51.148$; $\rho = 1000$ kg/m³

Ambient Temperature: 22.3 °C Liquid Temperature: 21.5 °C

Phantom section: Flat Section

DASY5 Configuration:

Sensor-Surface: 4mm (Mechanical Surface Detection)

Probe: EX3DV4 - SN7351; ConvF(8.14, 8.14, 8.14); Calibrated: 12/20/2016;

Electronics: DAE4 - SD 000 D04 BK - SN918; Calibrated: 6/26/2017

Phantom: SAM 2; Type: SAM;

Measurement SW: DASY52, Version 52.8 (8); SEMCAD X Version 14.6.10 (7331)

Back Side High/Area Scan (71x121x1): Interpolated grid: dx=15mm, dy=15mm

Maximum value of SAR (interpolated) = 0.196 W/kg

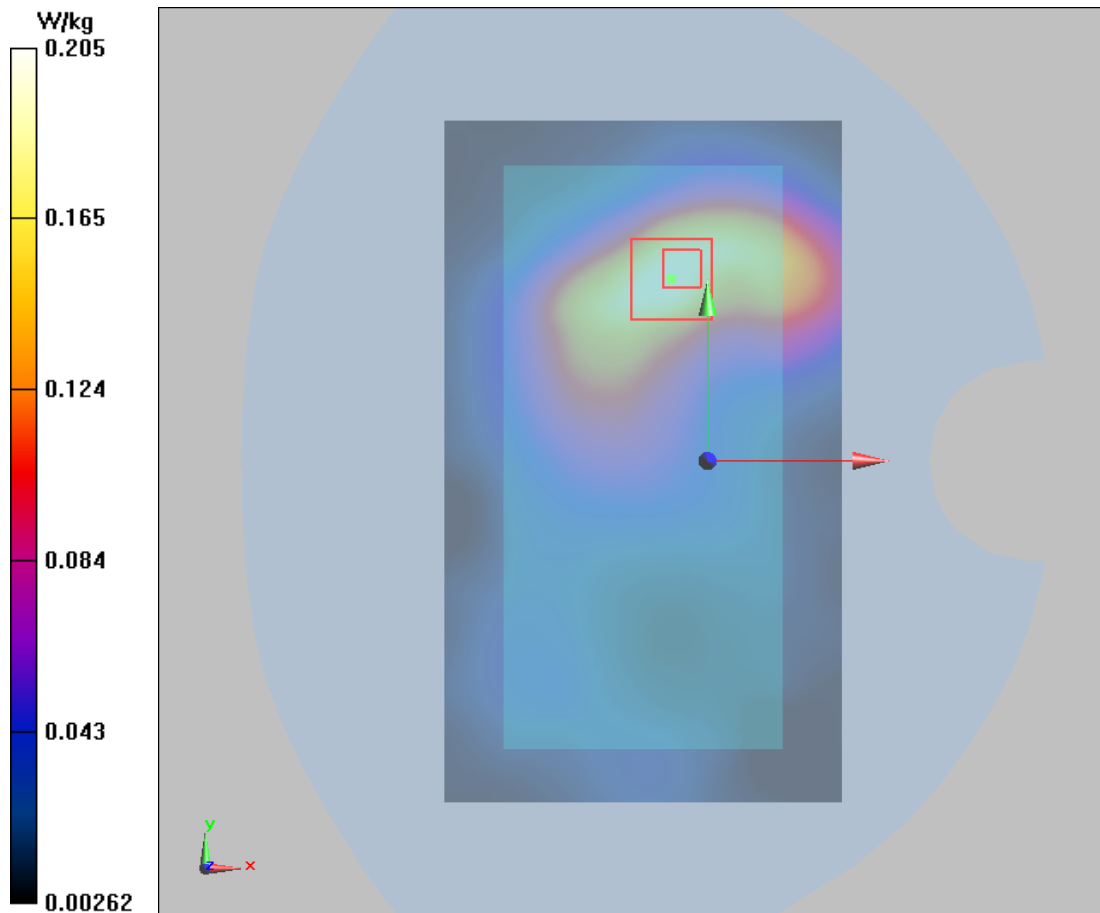
Back Side High/Zoom Scan (5x5x7)/Cube 0: Measurement grid: dx=8mm, dy=8mm, dz=5mm

Reference Value = 6.615 V/m; Power Drift = 0.02 dB

Peak SAR (extrapolated) = 0.306 W/kg

SAR(1 g) = 0.193 W/kg; SAR(10 g) = 0.116 W/kg

Maximum value of SAR (measured) = 0.205 W/kg



Plot 112 LTE Band 2 1RB Back Side Middle (Synchronous=REC Off+Wi-Fi/BT, Distance 10mm)

Date: 9/28/2017

Communication System: UID 0, LTE (0); Frequency: 1880 MHz; Duty Cycle: 1:1

Medium parameters used: $f = 1880$ MHz; $\sigma = 1.49$ S/m; $\epsilon_r = 51.207$; $\rho = 1000$ kg/m³

Ambient Temperature: 22.3 °C Liquid Temperature: 21.5 °C

Phantom section: Flat Section

DASY5 Configuration:

Sensor-Surface: 4mm (Mechanical Surface Detection)

Probe: EX3DV4 - SN7351; ConvF(8.14, 8.14, 8.14); Calibrated: 12/20/2016;

Electronics: DAE4 - SD 000 D04 BK - SN918; Calibrated: 6/26/2017

Electronics: DAE4 Sn1291; Calibrated: 1/19/2017

Phantom: SAM 2; Type: SAM;

Measurement SW: DASY52, Version 52.8 (8); SEMCAD X Version 14.6.10 (7331)

Back Side Middle/Area Scan (71x121x1): Interpolated grid: dx=15mm, dy=15mm

Maximum value of SAR (interpolated) = 0.235 W/kg

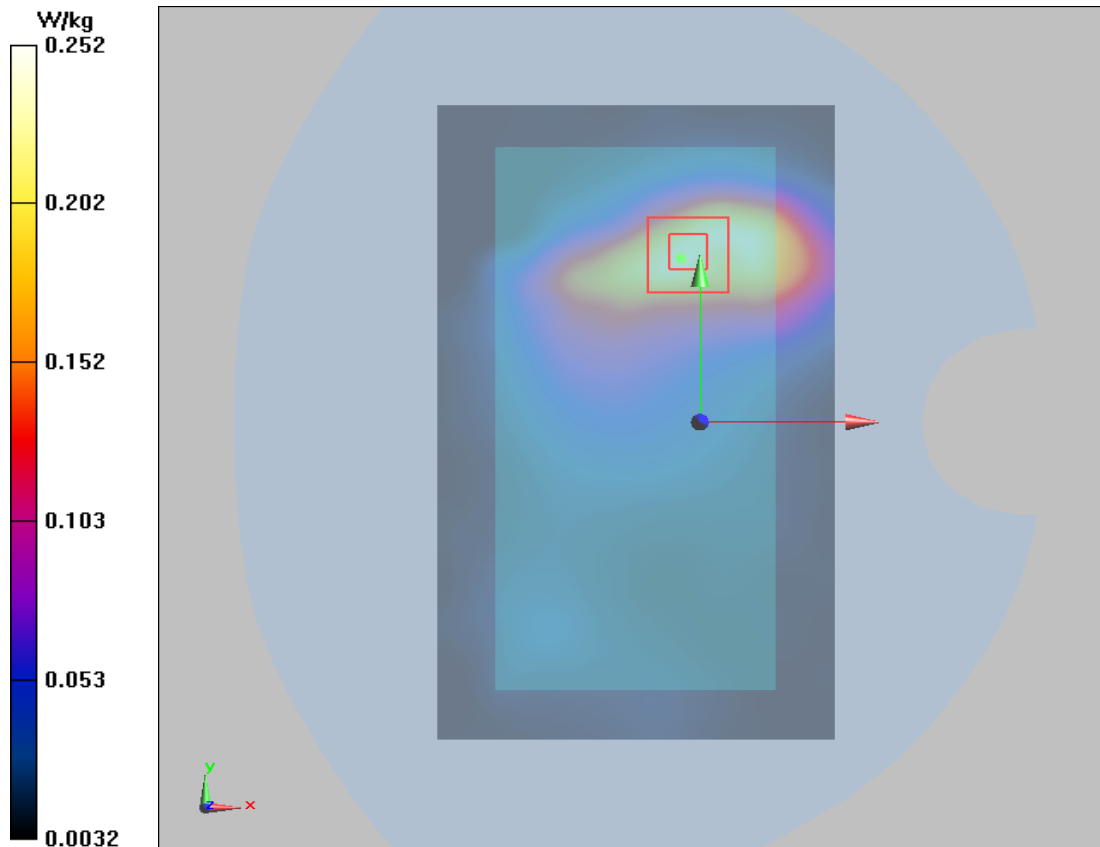
Back Side Middle/Zoom Scan (5x5x7)/Cube 0: Measurement grid: dx=8mm, dy=8mm, dz=5mm

Reference Value = 5.929 V/m; Power Drift = 0.03 dB

Peak SAR (extrapolated) = 0.359 W/kg

SAR(1 g) = 0.230 W/kg; SAR(10 g) = 0.133 W/kg

Maximum value of SAR (measured) = 0.252 W/kg



Plot 113 CA_2C 1RB Left Cheek High (Battery 3, rec on+left head)

Date: 10/27/2018

Communication System: UID 0, LTE (0); Frequency: 1900 MHz; Duty Cycle: 1:1

Medium parameters used: $f = 1900$ MHz; $\sigma = 1.39$ S/m; $\epsilon_r = 40.508$; $\rho = 1000$ kg/m³

Ambient Temperature: 22.3 °C Liquid Temperature: 21.5 °C

Phantom section: Left Section

DASY5 Configuration:

Sensor-Surface: 4mm (Mechanical Surface Detection)

Probe: EX3DV4 - SN3677; ConvF(7.96, 7.96, 7.96); Calibrated: 5/29/2018;

Electronics: DAE4 SN1317; Calibrated: 3/23/2018

Phantom: SAM1; Type: SAM; Serial: TP-1534

Measurement SW: DASY52, Version 52.8 (8); SEMCAD X Version 14.6.10 (7331)

Left Cheek High/Area Scan (71x121x1): Interpolated grid: dx=15 mm, dy=15 mm

Maximum value of SAR (interpolated) = 0.734 W/kg


Left Cheek High/Zoom Scan (5x5x7)/Cube 0: Measurement grid: dx=8mm, dy=8mm, dz=5mm

Reference Value = 26.13 V/m; Power Drift = -0.096 dB

Peak SAR (extrapolated) = 1.04 W/kg

SAR(1 g) = 0.690 W/kg; SAR(10 g) = 0.416 W/kg

Maximum value of SAR (measured) = 0.739 W/kg



Plot 114 CA_2C 50%RB Back Side High (rec off, Distance 15mm)

Date: 10/27/2018

Communication System: UID 0, LTE (0); Frequency: 1900 MHz; Duty Cycle: 1:1

Medium parameters used: $f = 1900$ MHz; $\sigma = 1.493$ S/m; $\epsilon_r = 51.566$; $\rho = 1000$ kg/m³

Ambient Temperature: 22.3 °C Liquid Temperature: 21.5 °C

Phantom section: Flat Section

DASY5 Configuration:

Sensor-Surface: 4mm (Mechanical Surface Detection)

Probe: EX3DV4 - SN3677; ConvF(7.70, 7.70, 7.70); Calibrated: 5/29/2018;

Electronics: DAE4 SN1317; Calibrated: 3/23/2018

Phantom: SAM1; Type: SAM; Serial: TP-1534

Measurement SW: DASY52, Version 52.8 (8); SEMCAD X Version 14.6.10 (7331)

Back Side High/Area Scan (71x121x1): Interpolated grid: dx=15 mm, dy=15 mm

Maximum value of SAR (interpolated) = 0.150 W/kg

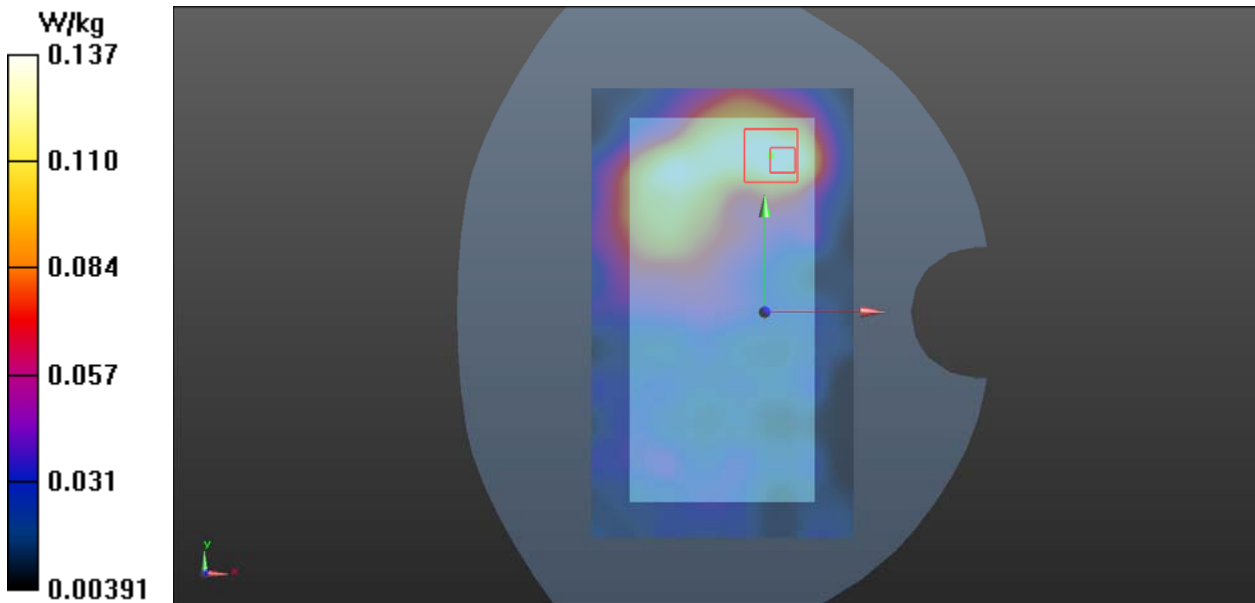
Back Side High/Zoom Scan (5x5x7)/Cube 0: Measurement grid: dx=8mm, dy=8mm, dz=5mm

Reference Value = 5.373 V/m; Power Drift = -0.16 dB

Peak SAR (extrapolated) = 0.201 W/kg

SAR(1 g) = 0.125 W/kg; SAR(10 g) = 0.074 W/kg

Maximum value of SAR (measured) = 0.137 W/kg



Plot 115 CA_2C 50%RB Back Side High(Distance 10mm, rec off+Wi-Fi on)

Date: 10/27/2018

Communication System: UID 0, LTE (0); Frequency: 1900 MHz;Duty Cycle: 1:1

Medium parameters used: $f = 1900$ MHz; $\sigma = 1.493$ S/m; $\epsilon_r = 51.566$; $\rho = 1000$ kg/m³

Ambient Temperature:22.3 °C Liquid Temperature: 21.5°C

Phantom section: Flat Section

DASY5 Configuration:

Sensor-Surface: 4mm (Mechanical Surface Detection)

Probe: EX3DV4 - SN3677; ConvF(7.70, 7.70, 7.70); Calibrated: 5/29/2018;

Electronics: DAE4 SN1317; Calibrated: 3/23/2018

Phantom: SAM1; Type: SAM; Serial: TP-1534

Measurement SW: DASY52, Version 52.8 (8); SEMCAD X Version 14.6.10 (7331)

Back Side High/Area Scan (71x121x1): Interpolated grid: dx=15 mm, dy=15 mm

Maximum value of SAR (interpolated) = 0.285 W/kg

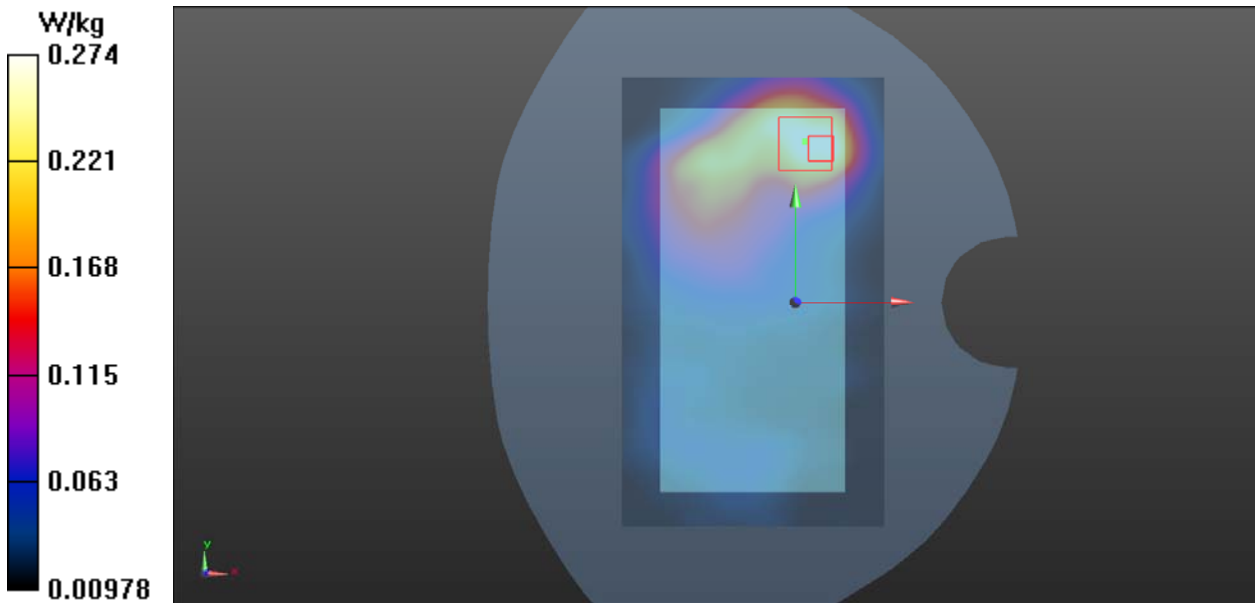
Back Side High/Zoom Scan (5x5x7)/Cube 0: Measurement grid: dx=8mm, dy=8mm, dz=5mm

Reference Value = 6.258 V/m; Power Drift = -0.11 dB

Peak SAR (extrapolated) = 0.435 W/kg

SAR(1 g) = 0.250 W/kg; SAR(10 g) = 0.143 W/kg

Maximum value of SAR (measured) = 0.274 W/kg



Plot 116 LTE Band 4 50%RB Left Cheek Low (Single=REC On+Left Head, Battery 3)

Date: 9/27/2017

Communication System: UID 0, LTE_FDD (0); Frequency: 1720 MHz; Duty Cycle: 1:1

Medium parameters used: $f = 1720$ MHz; $\sigma = 1.336$ S/m; $\epsilon_r = 38.677$; $\rho = 1000$ kg/m³

Ambient Temperature: 22.3 °C Liquid Temperature: 21.5 °C

Phantom section: Left Section

DASY5 Configuration:

Sensor-Surface: 4mm (Mechanical Surface Detection)

Probe: EX3DV4 - SN3677; ConvF(8.60, 8.60, 8.60); Calibrated: 1/23/2017;

Electronics: DAE4 Sn1291; Calibrated: 1/19/2017

Phantom: SAM 1; Type: QD000P40CD; Serial: TP:1666

Measurement SW: DASY52, Version 52.8 (8); SEMCAD X Version 14.6.10 (7331)

Left Cheek Low/Area Scan (71x121x1): Interpolated grid: dx=15mm, dy=15mm

Maximum value of SAR (interpolated) = 0.658 W/kg

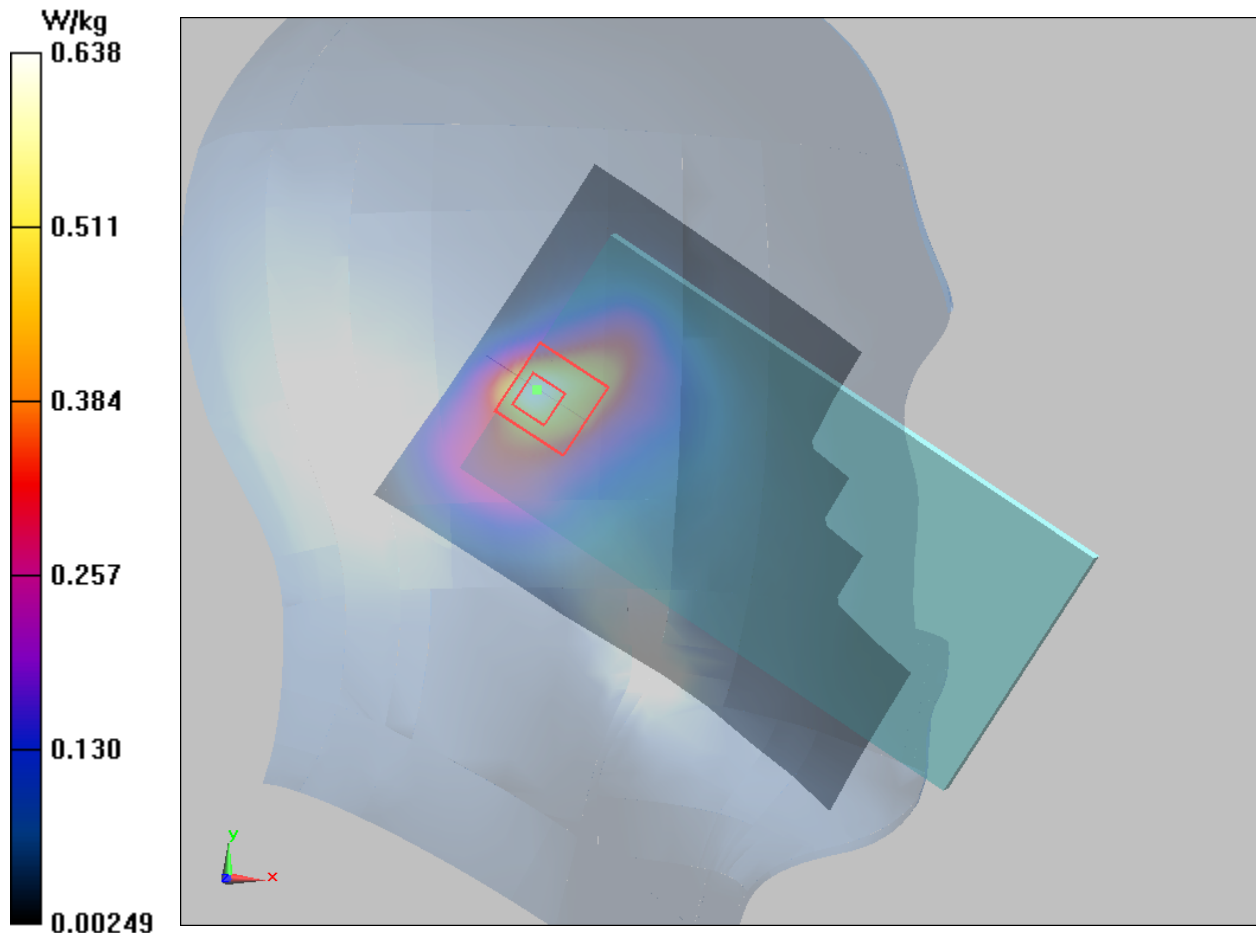
Left Cheek Low/Zoom Scan (5x5x7)/Cube 0: Measurement grid: dx=8mm, dy=8mm, dz=5mm

Reference Value = 18.68 V/m; Power Drift = -0.08 dB

Peak SAR (extrapolated) = 0.972 W/kg

SAR(1 g) = 0.584 W/kg; SAR(10 g) = 0.319 W/kg

Maximum value of SAR (measured) = 0.638 W/kg



Plot 117 LTE Band 4 50%RB Back Side Low (Single=REC Off, Distance 15mm)

Date: 9/28/2017

Communication System: UID 0, LTE_FDD (0); Frequency: 1720 MHz; Duty Cycle: 1:1

Medium parameters used: $f = 1720$ MHz; $\sigma = 1.406$ S/m; $\epsilon_r = 51.959$; $\rho = 1000$ kg/m³

Ambient Temperature: 22.3 °C Liquid Temperature: 21.5 °C

Phantom section: Flat Section

DASY5 Configuration:

Sensor-Surface: 4mm (Mechanical Surface Detection)

Probe: EX3DV4 - SN3677; ConvF(8.39, 8.39, 8.39); Calibrated: 1/23/2017;

Electronics: DAE4 Sn1291; Calibrated: 1/19/2017

Phantom: SAM 1; Type: QD000P40CD; Serial: TP:1666

Measurement SW: DASY52, Version 52.8 (8); SEMCAD X Version 14.6.10 (7331)

Back Side Low/Area Scan (71x121x1): Interpolated grid: dx=15mm, dy=15mm

Maximum value of SAR (interpolated) = 0.187 W/kg

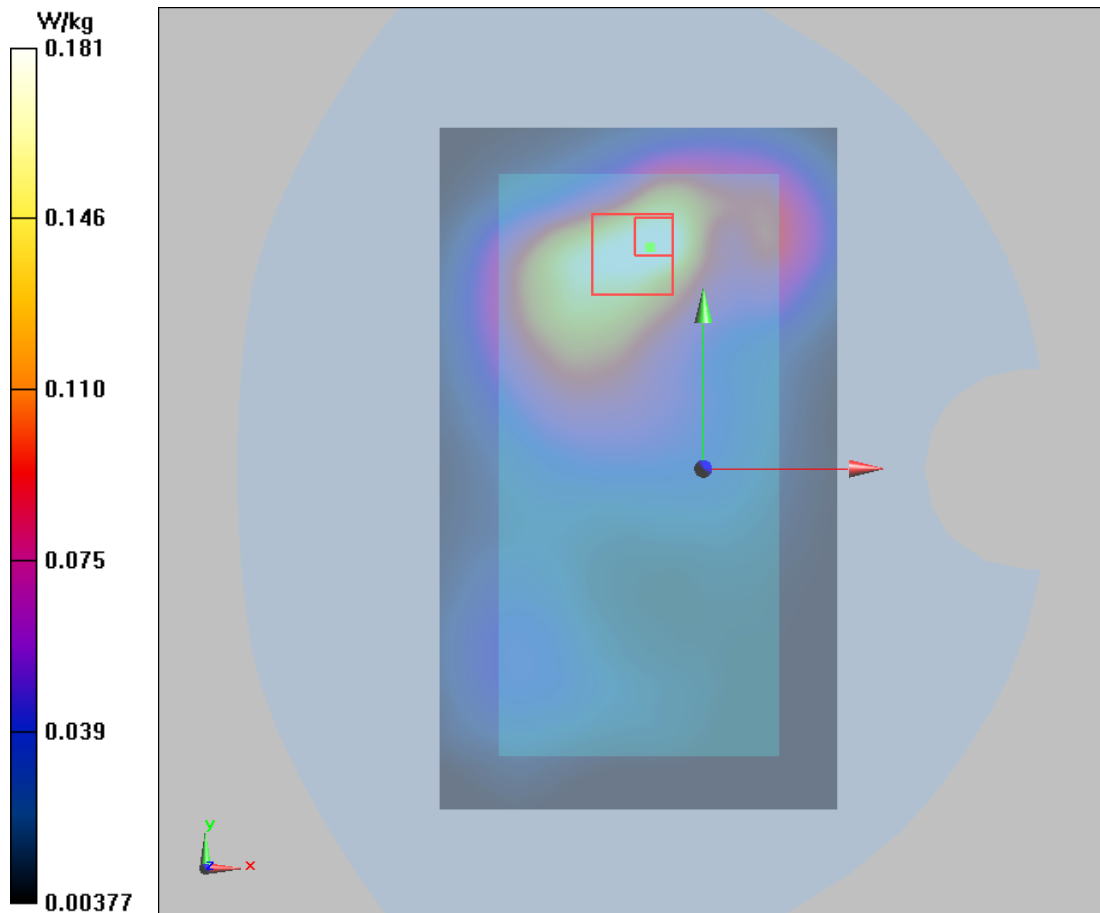
Back Side Low/Zoom Scan (5x5x7)/Cube 0: Measurement grid: dx=8mm, dy=8mm, dz=5mm

Reference Value = 5.210 V/m; Power Drift = -0.17 dB

Peak SAR (extrapolated) = 0.264 W/kg

SAR(1 g) = 0.164 W/kg; SAR(10 g) = 0.104 W/kg

Maximum value of SAR (measured) = 0.181 W/kg



Plot 118 LTE Band 4 50%RB Back Side Low (Synchronous=REC Off+Wi-Fi/BT, Distance 10mm)

Date: 9/28/2017

Communication System: UID 0, LTE_FDD (0); Frequency: 1720 MHz; Duty Cycle: 1:1

Medium parameters used: $f = 1720$ MHz; $\sigma = 1.406$ S/m; $\epsilon_r = 51.959$; $\rho = 1000$ kg/m³

Ambient Temperature: 22.3 °C Liquid Temperature: 21.5 °C

Phantom section: Flat Section

DASY5 Configuration:

Sensor-Surface: 4mm (Mechanical Surface Detection)

Probe: EX3DV4 - SN3677; ConvF(8.39, 8.39, 8.39); Calibrated: 1/23/2017;

Electronics: DAE4 Sn1291; Calibrated: 1/19/2017

Phantom: SAM 1; Type: QD000P40CD; Serial: TP:1666

Measurement SW: DASY52, Version 52.8 (8); SEMCAD X Version 14.6.10 (7331)

Back Side Low/Area Scan (71x121x1): Interpolated grid: dx=15mm, dy=15mm

Maximum value of SAR (interpolated) = 0.164 W/kg

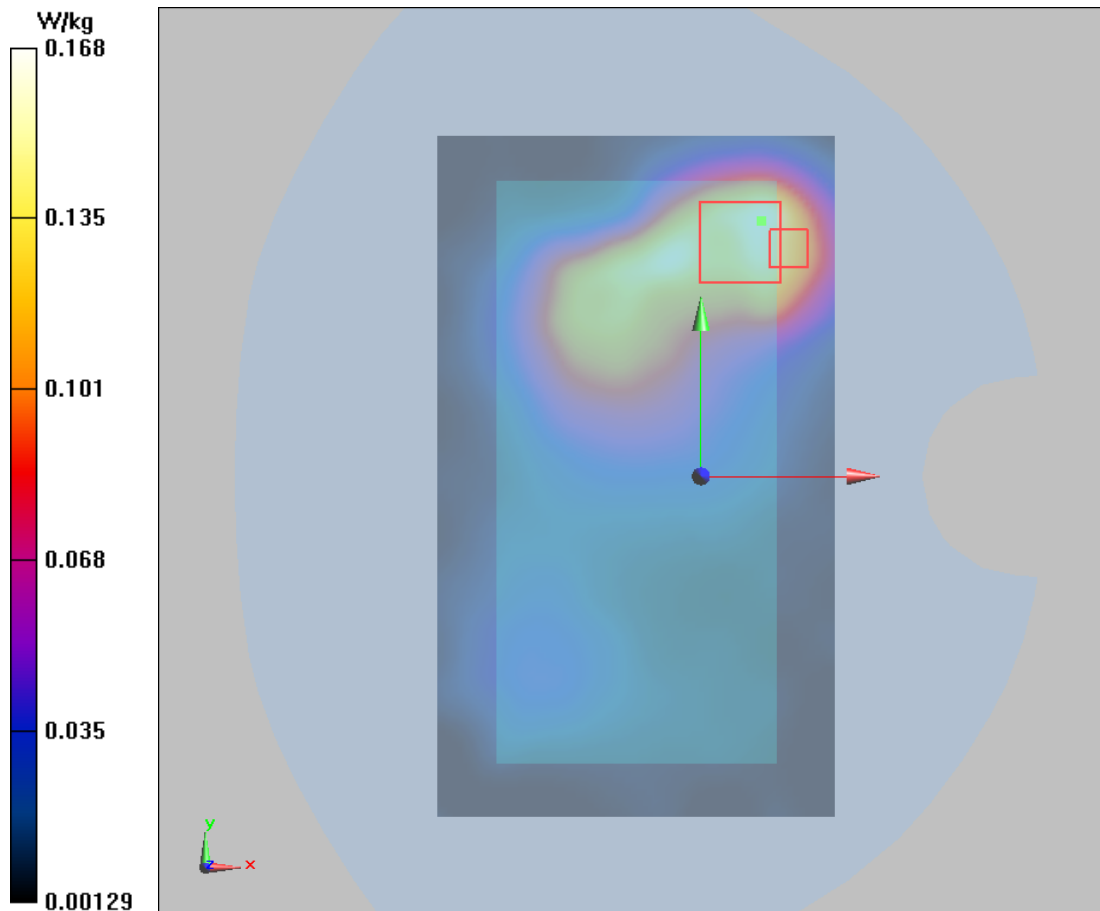
Back Side Low/Zoom Scan (5x5x7)/Cube 0: Measurement grid: dx=8mm, dy=8mm, dz=5mm

Reference Value = 4.850 V/m; Power Drift = 0.029 dB

Peak SAR (extrapolated) = 0.251 W/kg

SAR(1 g) = 0.132 W/kg; SAR(10 g) = 0.075 W/kg

Maximum value of SAR (measured) = 0.168 W/kg



Plot 119 LTE Band 5 50%RB Right Cheek High (Single=REC On+ Right Head)

Date: 9/27/2017

Communication System: UID 0, LTE_FDD (0); Frequency: 844 MHz; Duty Cycle: 1:1

Medium parameters used: $f = 844$ MHz; $\sigma = 0.946$ S/m; $\epsilon_r = 42.338$; $\rho = 1000$ kg/m³

Ambient Temperature: 22.3 °C Liquid Temperature: 21.5 °C

Phantom section: Right Section

DASY5 Configuration:

Sensor-Surface: 4mm (Mechanical Surface Detection)

Probe: EX3DV4 - SN3677; ConvF(9.31, 9.31, 9.31); Calibrated: 1/23/2017;

Electronics: DAE4 Sn1291; Calibrated: 1/19/2017

Phantom: SAM 2; Type: QD000P40CD; Serial: TP:1666

Measurement SW: DASY52, Version 52.8 (8); SEMCAD X Version 14.6.10 (7331)

Right Cheek High/Area Scan (71x121x1): Interpolated grid: dx=15mm, dy=15mm

Maximum value of SAR (interpolated) = 0.843 W/kg

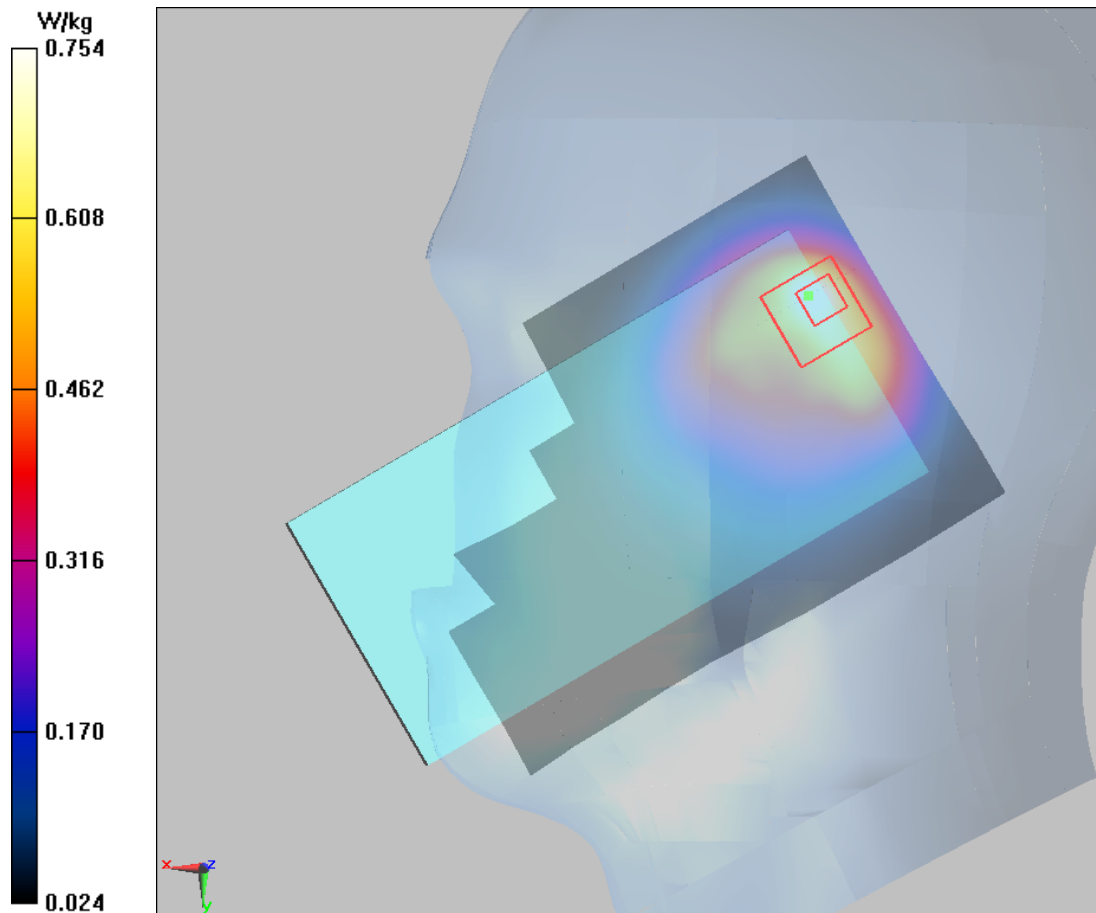
Right Cheek High/Zoom Scan (5x5x7)/Cube 0: Measurement grid: dx=8mm, dy=8mm, dz=5mm

Reference Value = 23.99 V/m; Power Drift = 0.08 dB

Peak SAR (extrapolated) = 1.57 W/kg

SAR(1 g) = 0.651 W/kg; SAR(10 g) = 0.362 W/kg

Maximum value of SAR (measured) = 0.754 W/kg



Plot 120 LTE Band 5 1RB Front Side High (Single=REC Off, Distance 15mm)

Date: 9/28/2017

Communication System: UID 0, LTE_FDD (0); Frequency: 844 MHz; Duty Cycle: 1:1

Medium parameters used: $f = 844$ MHz; $\sigma = 1.021$ S/m; $\epsilon_r = 55.319$; $\rho = 1000$ kg/m³

Ambient Temperature: 22.3 °C Liquid Temperature: 21.5 °C

Phantom section: Flat Section

DASY5 Configuration:

Sensor-Surface: 4mm (Mechanical Surface Detection)

Probe: EX3DV4 - SN3677; ConvF(9.74, 9.74, 9.74); Calibrated: 1/23/2017;

Electronics: DAE4 Sn1291; Calibrated: 1/19/2017

Phantom: SAM 2; Type: QD000P40CD; Serial: TP:1666

Measurement SW: DASY52, Version 52.8 (8); SEMCAD X Version 14.6.10 (7331)

Front Side High/Area Scan (71x121x1): Interpolated grid: dx=15mm, dy=15mm

Maximum value of SAR (interpolated) = 0.251 W/kg

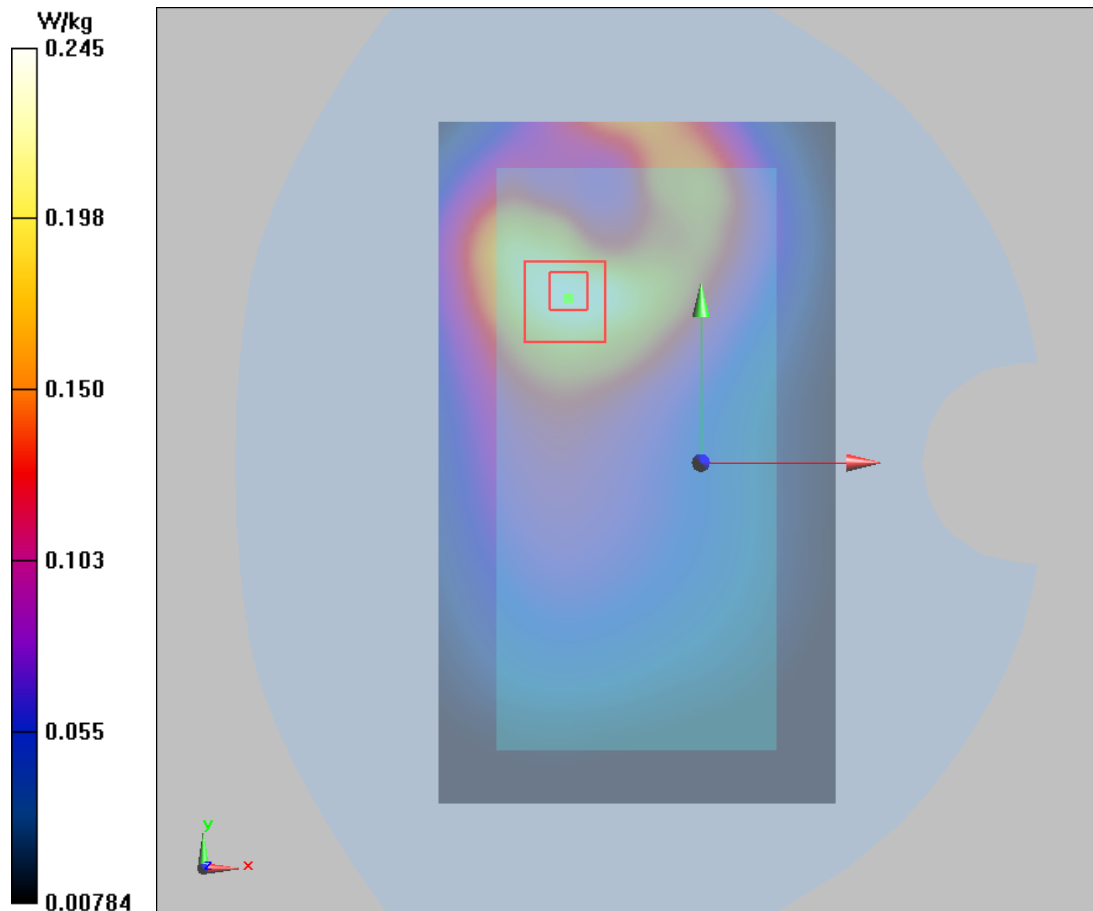
Front Side High/Zoom Scan (5x5x7)/Cube 0: Measurement grid: dx=8mm, dy=8mm, dz=5mm

Reference Value = 9.871 V/m; Power Drift = -0.043 dB

Peak SAR (extrapolated) = 0.314 W/kg

SAR(1 g) = 0.229 W/kg; SAR(10 g) = 0.162 W/kg

Maximum value of SAR (measured) = 0.245 W/kg



Plot 121 LTE Band 5 1RB Front Side High (Synchronous=REC Off+Wi-Fi/BT, Distance 10mm)

Date: 9/28/2017

Communication System: UID 0, LTE_FDD (0); Frequency: 844 MHz; Duty Cycle: 1:1

Medium parameters used: $f = 844$ MHz; $\sigma = 1.021$ S/m; $\epsilon_r = 55.319$; $\rho = 1000$ kg/m³

Ambient Temperature: 22.3 °C Liquid Temperature: 21.5 °C

Phantom section: Flat Section

DASY5 Configuration:

Sensor-Surface: 4mm (Mechanical Surface Detection)

Probe: EX3DV4 - SN3677; ConvF(9.74, 9.74, 9.74); Calibrated: 1/23/2017;

Electronics: DAE4 Sn1291; Calibrated: 1/19/2017

Phantom: SAM 2; Type: QD000P40CD; Serial: TP:1666

Measurement SW: DASY52, Version 52.8 (8); SEMCAD X Version 14.6.10 (7331)

Front Side High/Area Scan (71x121x1): Interpolated grid: dx=15mm, dy=15mm

Maximum value of SAR (interpolated) = 0.240 W/kg

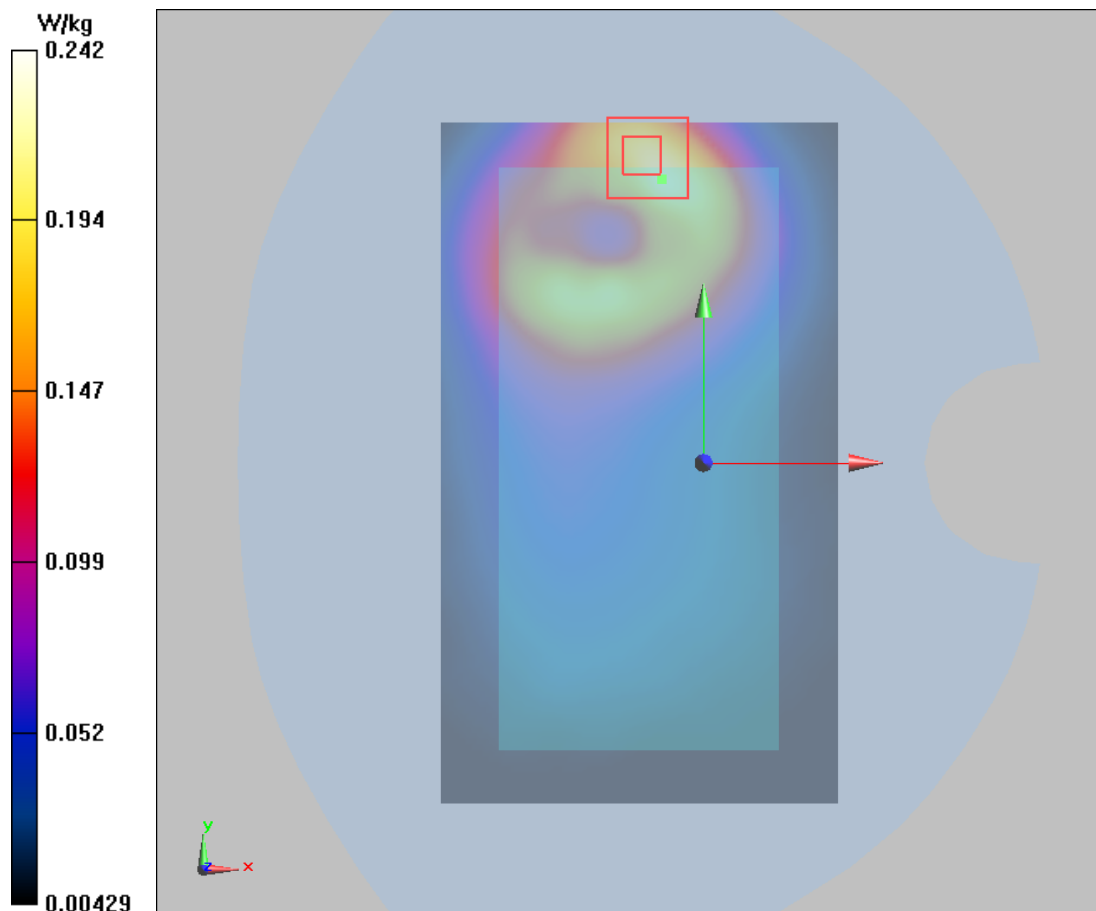
Front Side High/Zoom Scan (5x5x7)/Cube 0: Measurement grid: dx=8mm, dy=8mm, dz=5mm

Reference Value = 7.089 V/m; Power Drift = 0.10 dB

Peak SAR (extrapolated) = 0.365 W/kg

SAR(1 g) = 0.222 W/kg; SAR(10 g) = 0.128 W/kg

Maximum value of SAR (measured) = 0.242 W/kg



Plot 122 LTE Band 7 50%RB Right Cheek Low (Single=REC On+ Right Head)

Date: 9/27/2017

Communication System: UID 0, LTE (0); Frequency: 2510 MHz; Duty Cycle: 1:1

Medium parameters used: $f = 2510$ MHz; $\sigma = 1.91$ S/m; $\epsilon_r = 40.624$; $\rho = 1000$ kg/m³

Ambient Temperature: 22.3 °C Liquid Temperature: 21.5 °C

Phantom section: Left Section

DASY5 Configuration:

Sensor-Surface: 4mm (Mechanical Surface Detection)

Probe: EX3DV4 - SN7351; ConvF(7.43, 7.43, 7.43); Calibrated: 12/20/2016;

Electronics: DAE4 - SD 000 D04 BK - SN918; Calibrated: 6/26/2017

Phantom: SAM 2; Type: SAM;

Measurement SW: DASY52, Version 52.8 (8); SEMCAD X Version 14.6.10 (7331)

Right Cheek Low /Area Scan (91x151x1): Interpolated grid: dx=12mm, dy=12mm

Maximum value of SAR (interpolated) = 0.670 W/kg


Right Cheek Low /Zoom Scan (7x7x7)/Cube 0: Measurement grid: dx=5mm, dy=5mm, dz=5mm

Reference Value = 17.98 V/m; Power Drift = 0.05 dB

Peak SAR (extrapolated) = 1.19 W/kg

SAR(1 g) = 0.560 W/kg; SAR(10 g) = 0.267 W/kg

Maximum value of SAR (measured) = 0.640 W/kg



Plot 123 LTE Band 7 1RB Front Side Low (Single=REC Off, Distance 15mm)

Date: 9/28/2017

Communication System: UID 0, LTE (0); Frequency: 2510 MHz; Duty Cycle: 1:1

Medium parameters used: $f = 2510$ MHz; $\sigma = 2.03$ S/m; $\epsilon_r = 51.469$; $\rho = 1000$ kg/m³

Ambient Temperature: 22.3 °C Liquid Temperature: 21.5°C

Phantom section: Flat Section

DASY5 Configuration:

Sensor-Surface: 4mm (Mechanical Surface Detection)

Probe: EX3DV4 - SN7351; ConvF(7.52, 7.52, 7.52); Calibrated: 12/20/2016;

Electronics: DAE4 - SD 000 D04 BK - SN918; Calibrated: 6/26/2017

Phantom: SAM 2; Type: SAM;

Measurement SW: DASY52, Version 52.8 (8); SEMCAD X Version 14.6.10 (7331)

Front Side Low/Area Scan (91x151x1): Interpolated grid: dx=12mm, dy=12mm

Maximum value of SAR (interpolated) = 0.112 W/kg

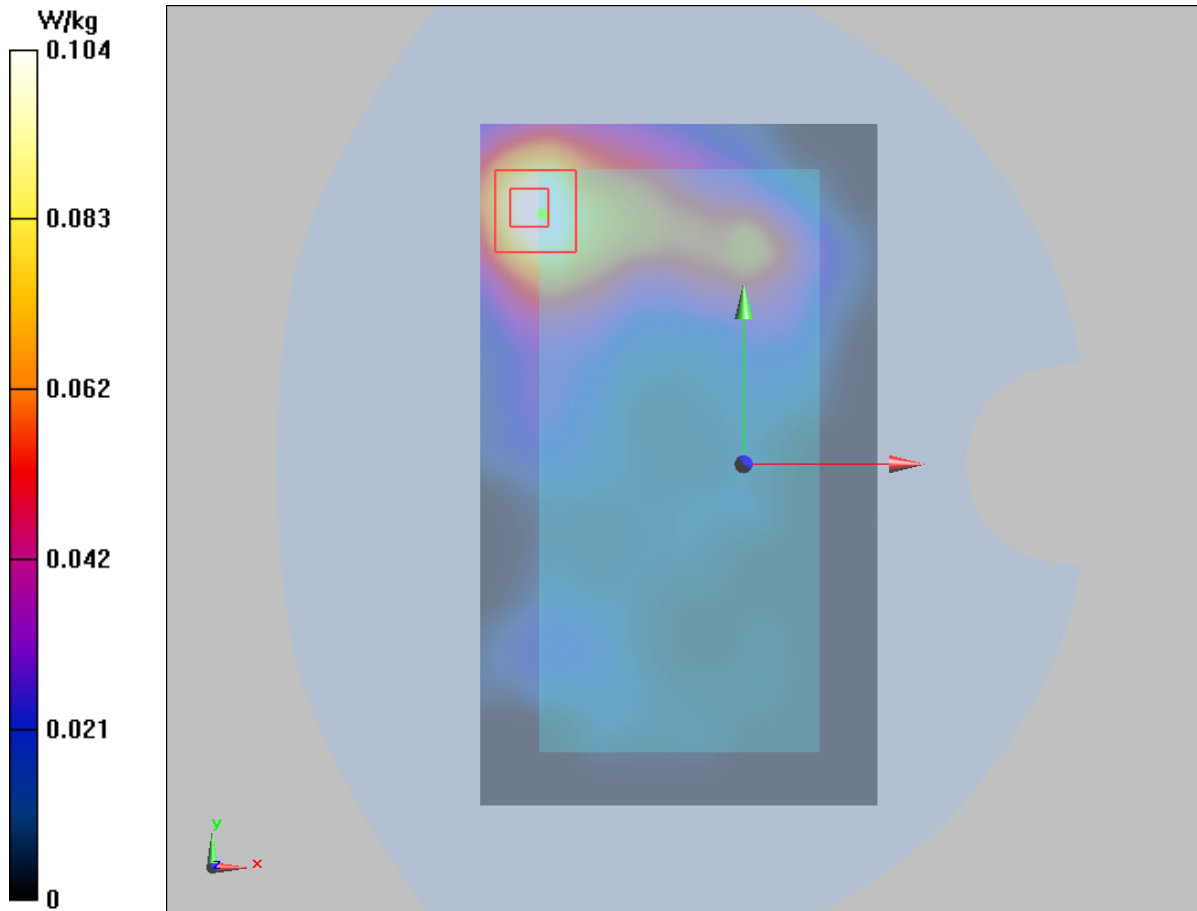
Front Side Low/Zoom Scan (7x7x7)/Cube 0: Measurement grid: dx=5mm, dy=5mm, dz=5mm

Reference Value = 1.851 V/m; Power Drift = -0.10 dB

Peak SAR (extrapolated) = 0.198 W/kg

SAR(1 g) = 0.101 W/kg; SAR(10 g) = 0.052 W/kg

Maximum value of SAR (measured) = 0.104 W/kg



Plot 124 LTE Band 7 50%RB Top Edge Low (Synchronous=REC Off+Wi-Fi/BT, Distance 10mm)

Date: 9/28/2017

Communication System: UID 0, LTE (0); Frequency: 2510 MHz; Duty Cycle: 1:1

Medium parameters used: $f = 2510$ MHz; $\sigma = 2.03$ S/m; $\epsilon_r = 51.469$; $\rho = 1000$ kg/m³

Ambient Temperature: 22.3 °C Liquid Temperature: 21.5 °C

Phantom section: Flat Section

DASY5 Configuration:

Sensor-Surface: 4mm (Mechanical Surface Detection)

Probe: EX3DV4 - SN7351; ConvF(7.52, 7.52, 7.52); Calibrated: 12/20/2016;

Electronics: DAE4 - SD 000 D04 BK - SN918; Calibrated: 6/26/2017

Phantom: SAM 2; Type: SAM;

Measurement SW: DASY52, Version 52.8 (8); SEMCAD X Version 14.6.10 (7331)

Top Edge Low/Area Scan (51x111x1): Interpolated grid: dx=10mm, dy=10mm

Maximum value of SAR (interpolated) = 0.199 W/kg

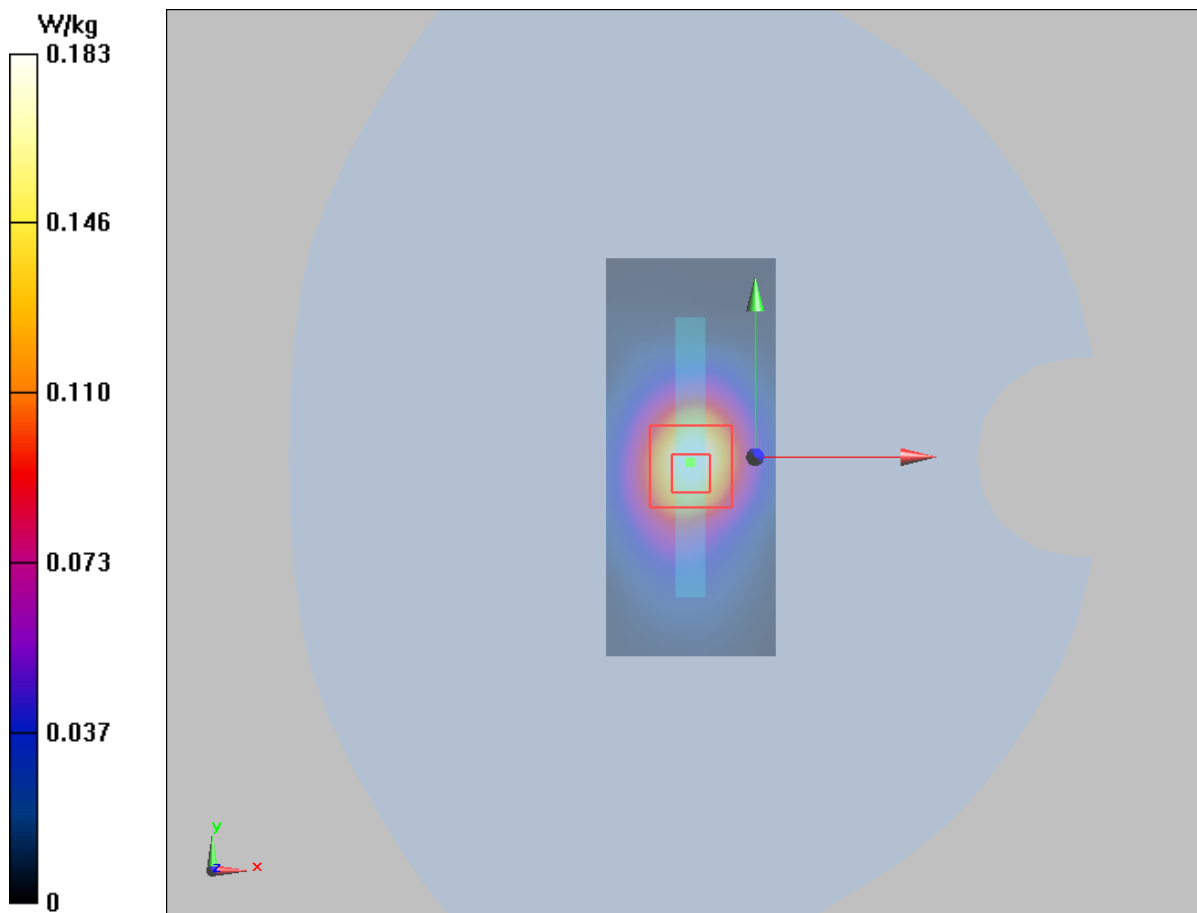
Top Edge Low/Zoom Scan (7x7x7)/Cube 0: Measurement grid: dx=5mm, dy=5mm, dz=5mm

Reference Value = 9.554 V/m; Power Drift = -0.17 dB

Peak SAR (extrapolated) = 0.298 W/kg

SAR(1 g) = 0.165 W/kg; SAR(10 g) = 0.083 W/kg

Maximum value of SAR (measured) = 0.183 W/kg



Plot 125 CA_7C 50%RB Right cheek Low (Rec on+Right head)

Date: 10/26/2018

Communication System: UID 0, LTE (0); Frequency: 2510 MHz; Duty Cycle: 1:1

Medium parameters used: $f = 2510$ MHz; $\sigma = 1.913$ S/m; $\epsilon_r = 39.535$; $\rho = 1000$ kg/m³

Ambient Temperature: 22.3 °C Liquid Temperature: 21.5 °C

Phantom section: Right Section

DASY5 Configuration:

Sensor-Surface: 4mm (Mechanical Surface Detection)

Probe: EX3DV4 - SN3677; ConvF(7.28, 7.28, 7.28); Calibrated: 5/29/2018;

Electronics: DAE4 SN1317; Calibrated: 3/23/2018

Phantom: SAM1; Type: SAM; Serial: TP-1534

Measurement SW: DASY52, Version 52.8 (8); SEMCAD X Version 14.6.10 (7331)

Right Cheek Low/Area Scan (91x151x1): Interpolated grid: dx=12 mm, dy=12 mm

Maximum value of SAR (interpolated) = 0.372 W/kg


Right Cheek Low/Zoom Scan (7x7x7)/Cube 0: Measurement grid: dx=5mm, dy=5mm, dz=5mm

Reference Value = 4.896 V/m; Power Drift = 0.087 dB

Peak SAR (extrapolated) = 0.608 W/kg

SAR(1 g) = 0.311 W/kg; SAR(10 g) = 0.118 W/kg

Maximum value of SAR (measured) = 0.369 W/kg



Plot 126 CA_7C 1RB Front Side Low (rec off, Distance 15mm)

Date: 10/26/2018

Communication System: UID 0, LTE (0); Frequency: 2510 MHz; Duty Cycle: 1:1

Medium parameters used: $f = 2510$ MHz; $\sigma = 1.913$ S/m; $\epsilon_r = 39.535$; $\rho = 1000$ kg/m³

Ambient Temperature: 22.3 °C Liquid Temperature: 21.5 °C

Phantom section: Flat Section

DASY5 Configuration:

Sensor-Surface: 4mm (Mechanical Surface Detection)

Probe: EX3DV4 - SN3677; ConvF(7.16, 7.16, 7.16); Calibrated: 5/29/2018;

Electronics: DAE4 SN1317; Calibrated: 3/23/2018

Phantom: SAM1; Type: SAM; Serial: TP-1534

Measurement SW: DASY52, Version 52.8 (8); SEMCAD X Version 14.6.10 (7331)

Front Side Low/Area Scan (91x151x1): Interpolated grid: dx=12 mm, dy=12 mm

Maximum value of SAR (interpolated) = 0.0761 W/kg


Front Side Low/Zoom Scan (7x7x7)/Cube 0: Measurement grid: dx=5mm, dy=5mm, dz=5mm

Reference Value = 2.843 V/m; Power Drift = -0.044 dB

Peak SAR (extrapolated) = 0.126 W/kg

SAR(1 g) = 0.072 W/kg; SAR(10 g) = 0.043 W/kg

Maximum value of SAR (measured) = 0.0778 W/kg



Plot 127 CA_7C 50%RB Top Edge Low (rec off+Wi-Fi on, Distance 10mm)

Date: 10/26/2018

Communication System: UID 0, LTE (0); Frequency: 2510 MHz; Duty Cycle: 1:1

Medium parameters used: $f = 2510$ MHz; $\sigma = 1.913$ S/m; $\epsilon_r = 39.535$; $\rho = 1000$ kg/m³

Ambient Temperature: 22.3 °C Liquid Temperature: 21.5 °C

Phantom section: Flat Section

DASY5 Configuration:

Sensor-Surface: 4mm (Mechanical Surface Detection)

Probe: EX3DV4 - SN3677; ConvF(7.16, 7.16, 7.16); Calibrated: 5/29/2018;

Electronics: DAE4 SN1317; Calibrated: 3/23/2018

Phantom: SAM1; Type: SAM; Serial: TP-1534

Measurement SW: DASY52, Version 52.8 (8); SEMCAD X Version 14.6.10 (7331)

Top Edge Low/Area Scan (51x111x1): Interpolated grid: dx=10 mm, dy=10 mm

Maximum value of SAR (interpolated) = 0.161 W/kg

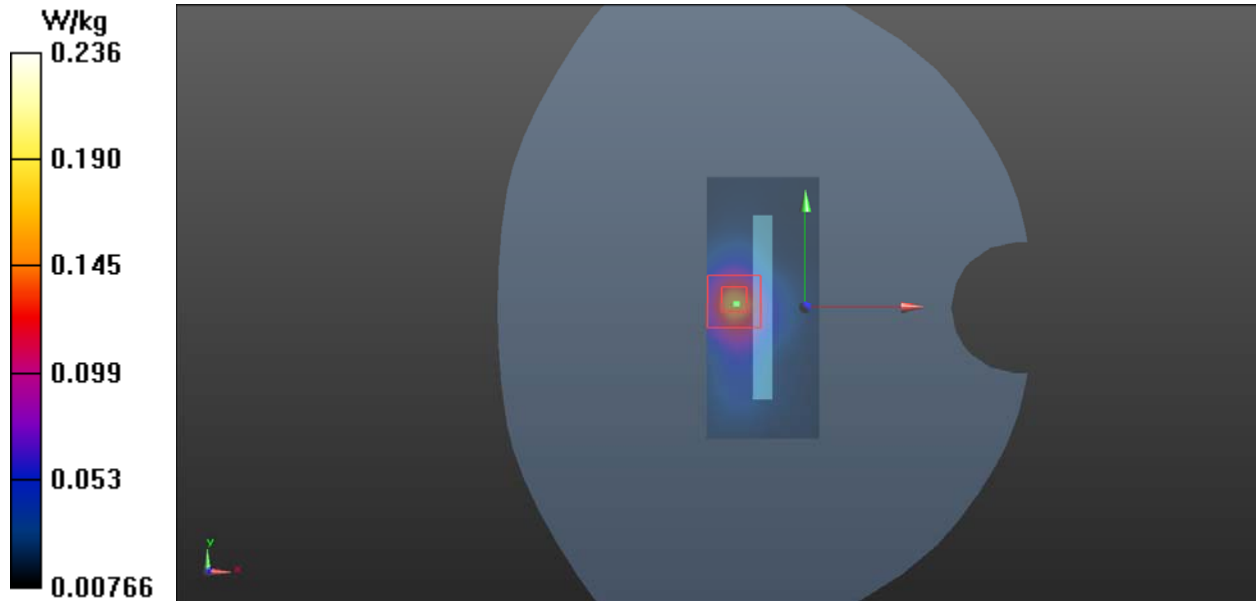
Top Edge Low/Zoom Scan (7x7x7)/Cube 0: Measurement grid: dx=5mm, dy=5mm, dz=5mm

Reference Value = 6.980 V/m; Power Drift = 0.023 dB

Peak SAR (extrapolated) = 0.381 W/kg

SAR(1 g) = 0.159 W/kg; SAR(10 g) = 0.077 W/kg

Maximum value of SAR (measured) = 0.236 W/kg



Plot 128 LTE Band 12 1RB Right Tilt High (Single=REC On+ Right Head)

Date: 9/27/2017

Communication System: UID 0, LTE_FDD (0); Frequency: 711 MHz; Duty Cycle: 1:1

Medium parameters used: $f = 711$ MHz; $\sigma = 0.862$ S/m; $\epsilon_r = 41.621$; $\rho = 1000$ kg/m³

Ambient Temperature: 22.3 °C Liquid Temperature: 21.5 °C

Phantom section: Right Section

DASY5 Configuration:

Sensor-Surface: 4mm (Mechanical Surface Detection)

Probe: EX3DV4 - SN3677; ConvF(9.58, 9.58, 9.58); Calibrated: 1/23/2017;

Electronics: DAE4 Sn1291; Calibrated: 1/19/2017

Phantom: SAM 2; Type: QD000P40CD; Serial: TP:1666

Measurement SW: DASY52, Version 52.8 (8); SEMCAD X Version 14.6.10 (7331)

Right Tilt High/Area Scan (71x121x1): Interpolated grid: dx=15mm, dy=15mm

Maximum value of SAR (interpolated) = 0.788 W/kg

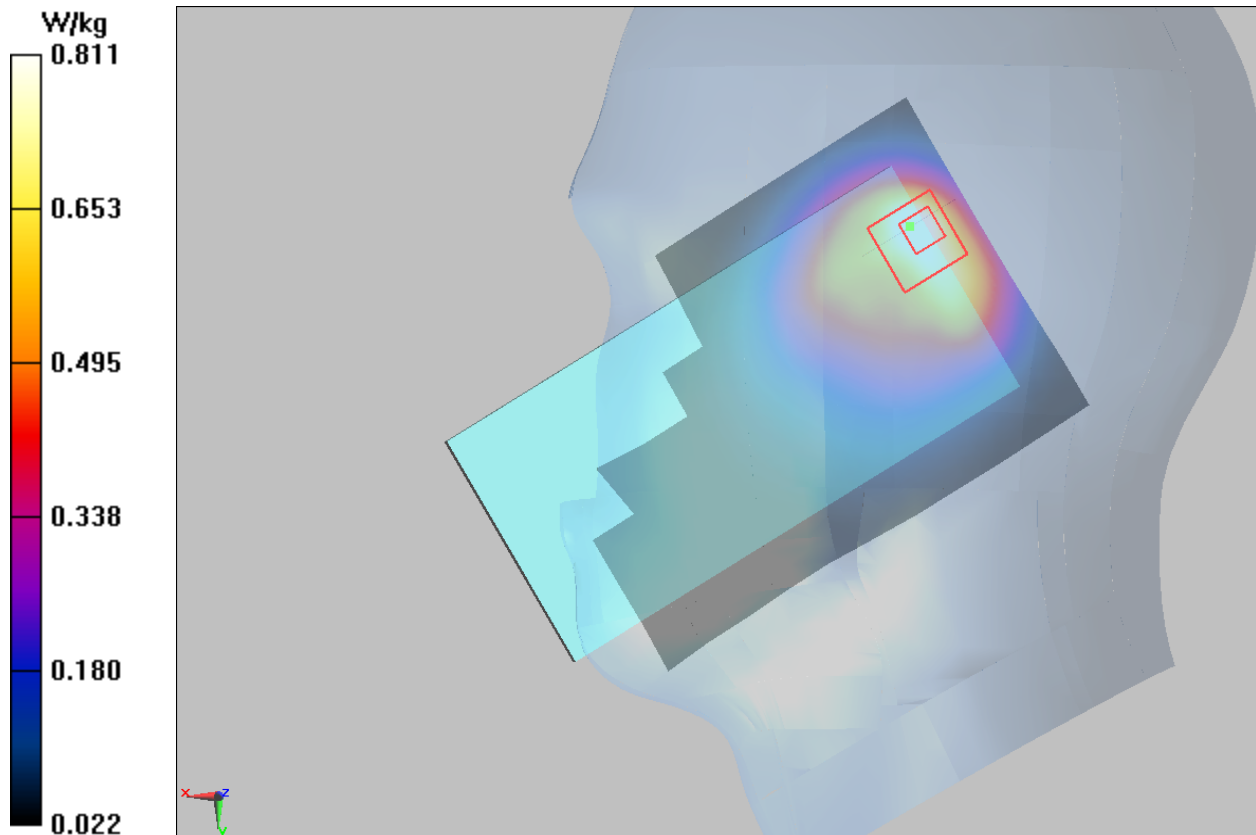
Right Tilt High/Zoom Scan (5x5x7)/Cube 0: Measurement grid: dx=8mm, dy=8mm, dz=5mm

Reference Value = 22.35 V/m; Power Drift = -0.17 dB

Peak SAR (extrapolated) = 1.84 W/kg

SAR(1 g) = 0.697 W/kg; SAR(10 g) = 0.352 W/kg

Maximum value of SAR (measured) = 0.811 W/kg



Plot 129 LTE Band 12 1RB Back Side High (Single=REC Off, Distance 15mm)

Date: 9/28/2017

Communication System: UID 0, LTE_FDD (0); Frequency: 711 MHz; Duty Cycle: 1:1

Medium parameters used: $f = 711 \text{ MHz}$; $\sigma = 0.927 \text{ S/m}$; $\epsilon_r = 55.371$; $\rho = 1000 \text{ kg/m}^3$

Ambient Temperature: 22.3 °C Liquid Temperature: 21.5 °C

Phantom section: Flat Section

DASY5 Configuration:

Sensor-Surface: 4mm (Mechanical Surface Detection)

Probe: EX3DV4 - SN3677; ConvF(9.99, 9.99, 9.99); Calibrated: 1/23/2017;

Electronics: DAE4 Sn1291; Calibrated: 1/19/2017

Phantom: SAM 2; Type: QD000P40CD; Serial: TP:1666

Measurement SW: DASY52, Version 52.8 (8); SEMCAD X Version 14.6.10 (7331)

Back Side High/Area Scan (71x121x1): Interpolated grid: dx=15mm, dy=15mm

Maximum value of SAR (interpolated) = 0.158 W/kg

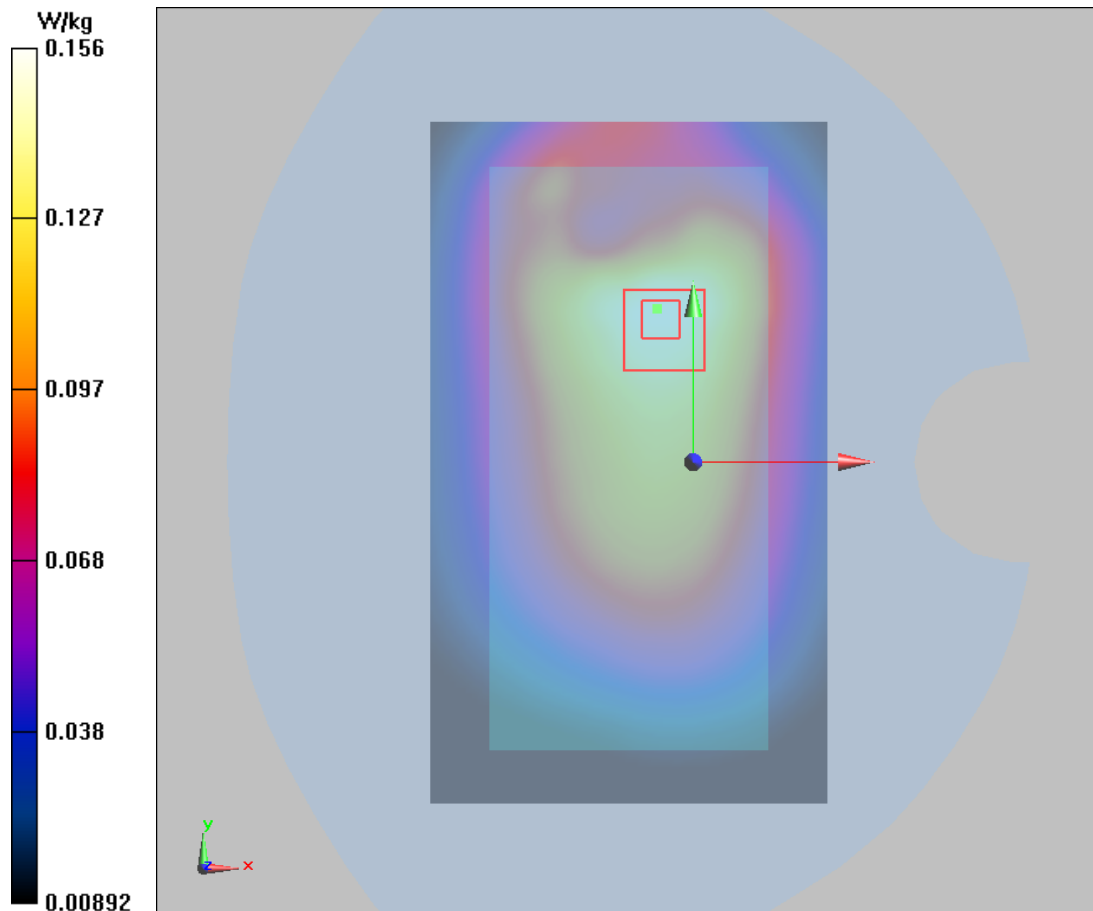
Back Side High/Zoom Scan (5x5x7)/Cube 0: Measurement grid: dx=8mm, dy=8mm, dz=5mm

Reference Value = 11.51 V/m; Power Drift = 0.00 dB

Peak SAR (extrapolated) = 0.183 W/kg

SAR(1 g) = 0.148 W/kg; SAR(10 g) = 0.112 W/kg

Maximum value of SAR (measured) = 0.156 W/kg



Plot 130 LTE Band 12 1RB Back Side High (Synchronous=REC Off+Wi-Fi/BT, Distance 10mm)

Date: 9/28/2017

Communication System: UID 0, LTE_FDD (0); Frequency: 711 MHz; Duty Cycle: 1:1

Medium parameters used: $f = 711 \text{ MHz}$; $\sigma = 0.927 \text{ S/m}$; $\epsilon_r = 55.371$; $\rho = 1000 \text{ kg/m}^3$

Ambient Temperature: $22.3 \text{ }^\circ\text{C}$ Liquid Temperature: $21.5 \text{ }^\circ\text{C}$

Phantom section: Flat Section

DASY5 Configuration:

Sensor-Surface: 4mm (Mechanical Surface Detection)

Probe: EX3DV4 - SN3677; ConvF(9.99, 9.99, 9.99); Calibrated: 1/23/2017;

Electronics: DAE4 Sn1291; Calibrated: 1/19/2017

Phantom: SAM 2; Type: QD000P40CD; Serial: TP:1666

Measurement SW: DASY52, Version 52.8 (8); SEMCAD X Version 14.6.10 (7331)

Back Side High/Area Scan (71x121x1): Interpolated grid: $dx=15\text{mm}$, $dy=15\text{mm}$

Maximum value of SAR (interpolated) = 0.111 W/kg


Back Side High/Zoom Scan (5x5x7)/Cube 0: Measurement grid: $dx=8\text{mm}$, $dy=8\text{mm}$, $dz=5\text{mm}$

Reference Value = 7.489 V/m ; Power Drift = -0.10 dB

Peak SAR (extrapolated) = 0.147 W/kg

SAR(1 g) = 0.110 W/kg ; SAR(10 g) = 0.073 W/kg

Maximum value of SAR (measured) = 0.111 W/kg



Plot 131 LTE Band 17 1RB Left Cheek Low (Single=REC On+Left Head)

Date: 9/27/2017

Communication System: UID 0, LTE_FDD (0); Frequency: 709 MHz; Duty Cycle: 1:1

Medium parameters used: $f = 709$ MHz; $\sigma = 0.86$ S/m; $\epsilon_r = 41.64$; $\rho = 1000$ kg/m³

Ambient Temperature: 22.3 °C Liquid Temperature: 21.5 °C

Phantom section: Left Section

DASY5 Configuration:

Sensor-Surface: 4mm (Mechanical Surface Detection)

Probe: EX3DV4 - SN3677; ConvF(9.58, 9.58, 9.58); Calibrated: 1/23/2017;

Electronics: DAE4 Sn1291; Calibrated: 1/19/2017

Phantom: SAM 2; Type: QD000P40CD; Serial: TP:1666

Measurement SW: DASY52, Version 52.8 (8); SEMCAD X Version 14.6.10 (7331)

Left Cheek Low/Area Scan (71x121x1): Interpolated grid: dx=15mm, dy=15mm

Maximum value of SAR (interpolated) = 0.648 W/kg

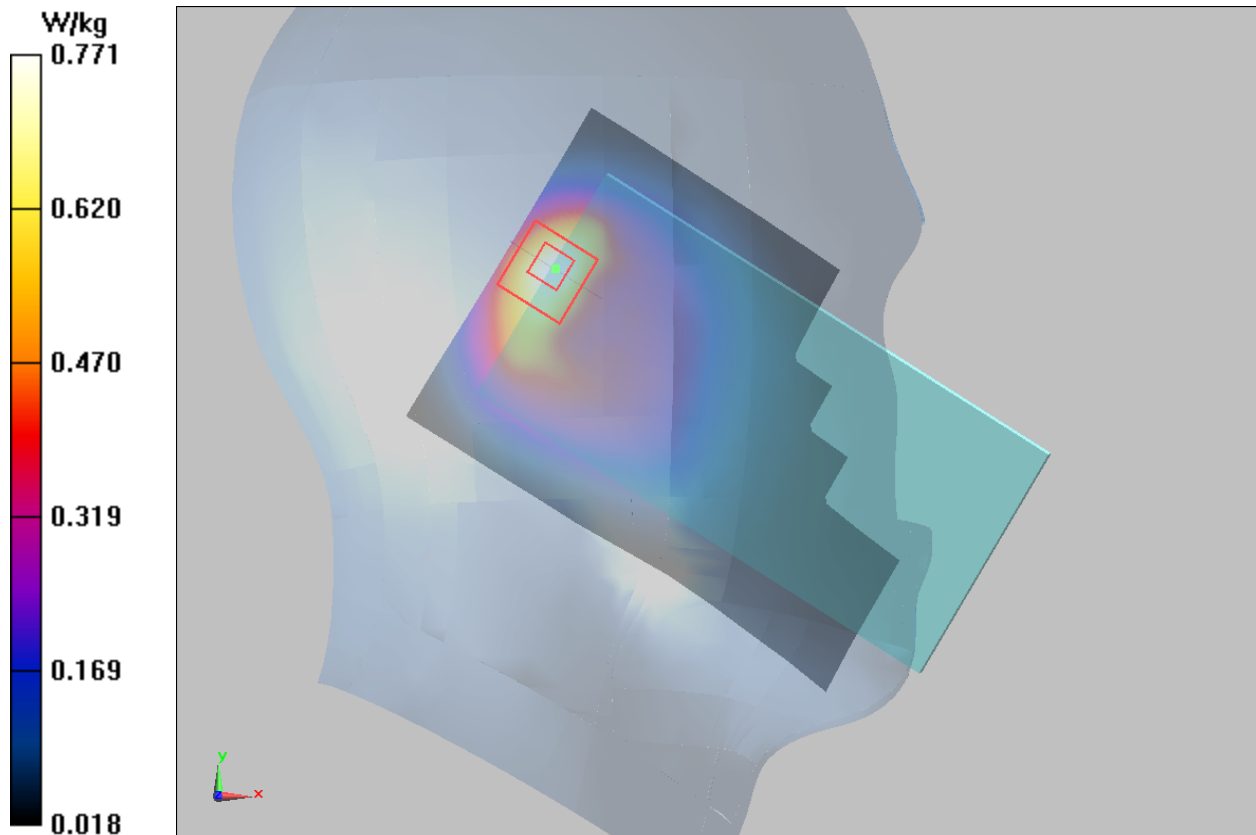
Left Cheek Low/Zoom Scan (5x5x7)/Cube 0: Measurement grid: dx=8mm, dy=8mm, dz=5mm

Reference Value = 24.87 V/m; Power Drift = -0.031 dB

Peak SAR (extrapolated) = 1.56 W/kg

SAR(1 g) = 0.699 W/kg; SAR(10 g) = 0.359 W/kg

Maximum value of SAR (measured) = 0.771 W/kg



Plot 132 LTE Band 17 1RB Front Side Low (Single=REC Off, Distance 15mm)

Date: 9/28/2017

Communication System: UID 0, LTE_FDD (0); Frequency: 709 MHz; Duty Cycle: 1:1

Medium parameters used: $f = 709 \text{ MHz}$; $\sigma = 0.925 \text{ S/m}$; $\epsilon_r = 55.396$; $\rho = 1000 \text{ kg/m}^3$

Ambient Temperature: $22.3 \text{ }^\circ\text{C}$ Liquid Temperature: $21.5 \text{ }^\circ\text{C}$

Phantom section: Flat Section

DASY5 Configuration:

Sensor-Surface: 4mm (Mechanical Surface Detection)

Probe: EX3DV4 - SN3677; ConvF(9.99, 9.99, 9.99); Calibrated: 1/23/2017;

Electronics: DAE4 Sn1291; Calibrated: 1/19/2017

Phantom: SAM 2; Type: QD000P40CD; Serial: TP:1666

Measurement SW: DASY52, Version 52.8 (8); SEMCAD X Version 14.6.10 (7331)

Front Side Low/Area Scan (71x121x1): Interpolated grid: $dx=15\text{mm}$, $dy=15\text{mm}$

Maximum value of SAR (interpolated) = 0.110 W/kg

Front Side Low/Zoom Scan (5x5x7)/Cube 0: Measurement grid: $dx=8\text{mm}$, $dy=8\text{mm}$, $dz=5\text{mm}$

Reference Value = 8.214 V/m ; Power Drift = -0.09 dB

Peak SAR (extrapolated) = 0.131 W/kg

SAR(1 g) = 0.087 W/kg ; SAR(10 g) = 0.054 W/kg

Maximum value of SAR (measured) = 0.101 W/kg

