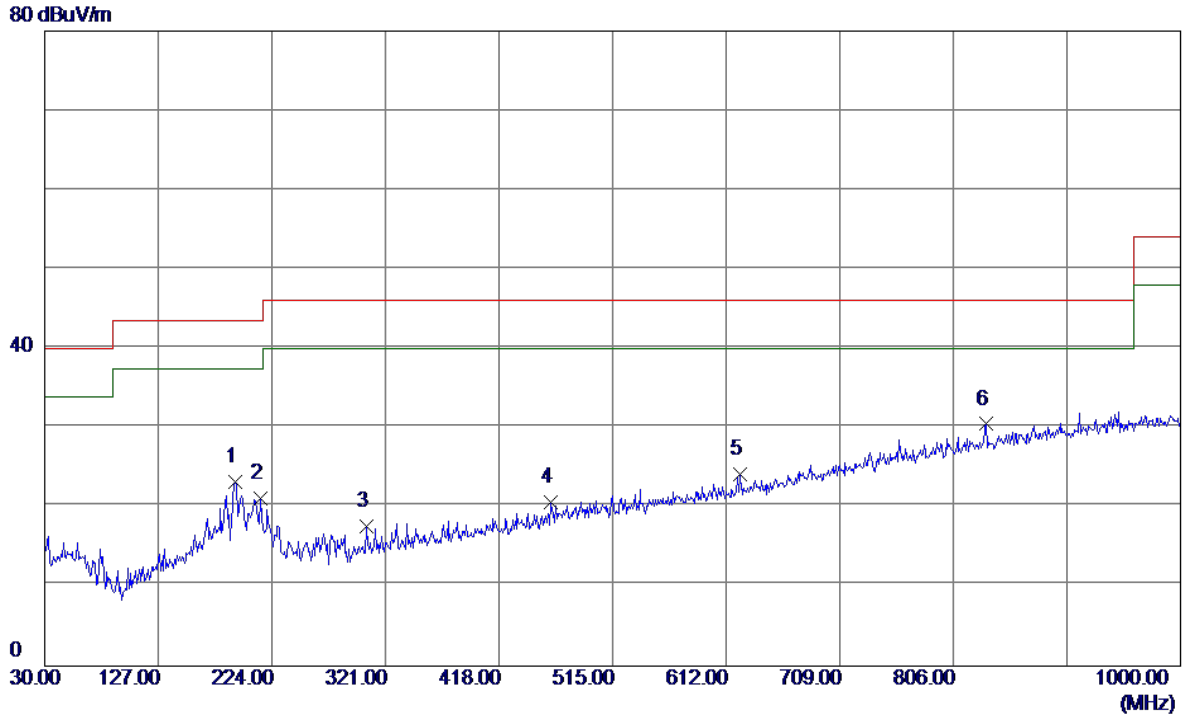


Test Mode: UNII-2C/TX A Mode 5500MHz (Adapter: HUNTKEY)

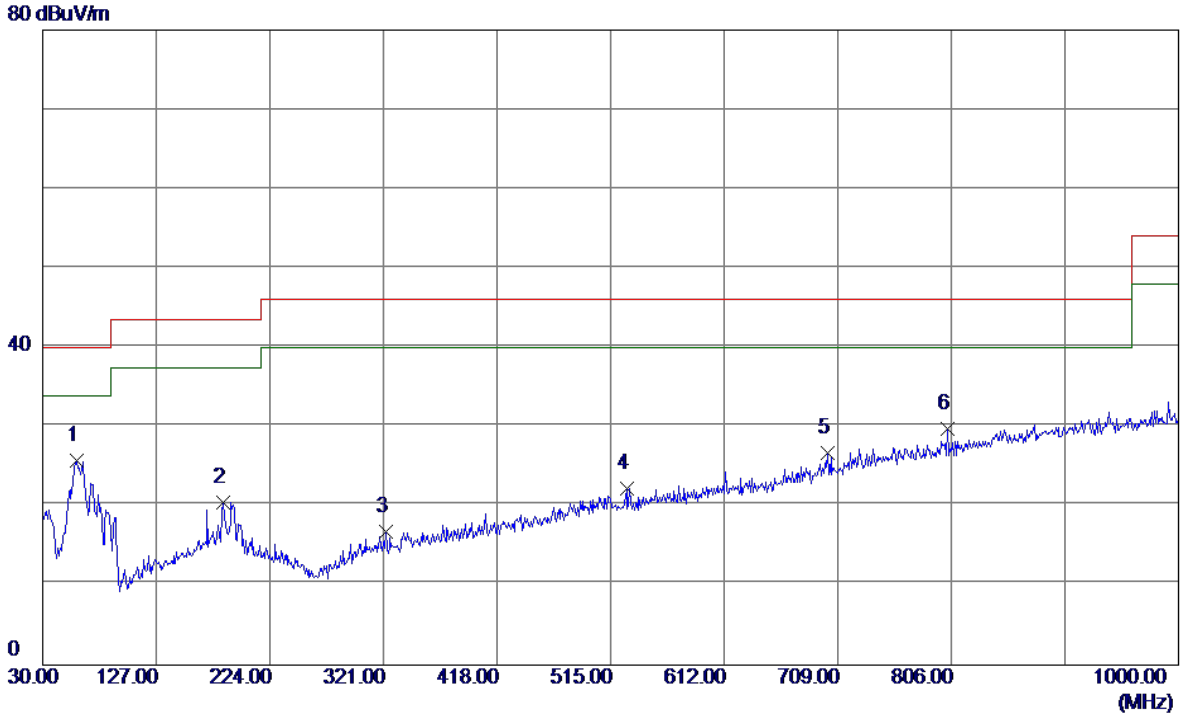
Horizontal



No.	Freq. MHz	Reading Level dBuV/m	Correct Factor dB	Measure ment dBuV/m	Limit dBuV/m	Margin dB	Detector	Comment
1	192.9600	36.25	-13.11	23.14	43.50	-20.36	Peak	
2	214.3000	35.04	-13.95	21.09	43.50	-22.41	Peak	
3	304.5100	30.39	-12.75	17.64	46.00	-28.36	Peak	
4	462.6200	30.21	-9.63	20.58	46.00	-25.42	Peak	
5	623.6400	30.18	-5.97	24.21	46.00	-21.79	Peak	
6 *	834.1300	30.91	-0.43	30.48	46.00	-15.52	Peak	

Test Mode: UNII-2C/TX A Mode 5700MHz(Adapter: HUNTKEY)

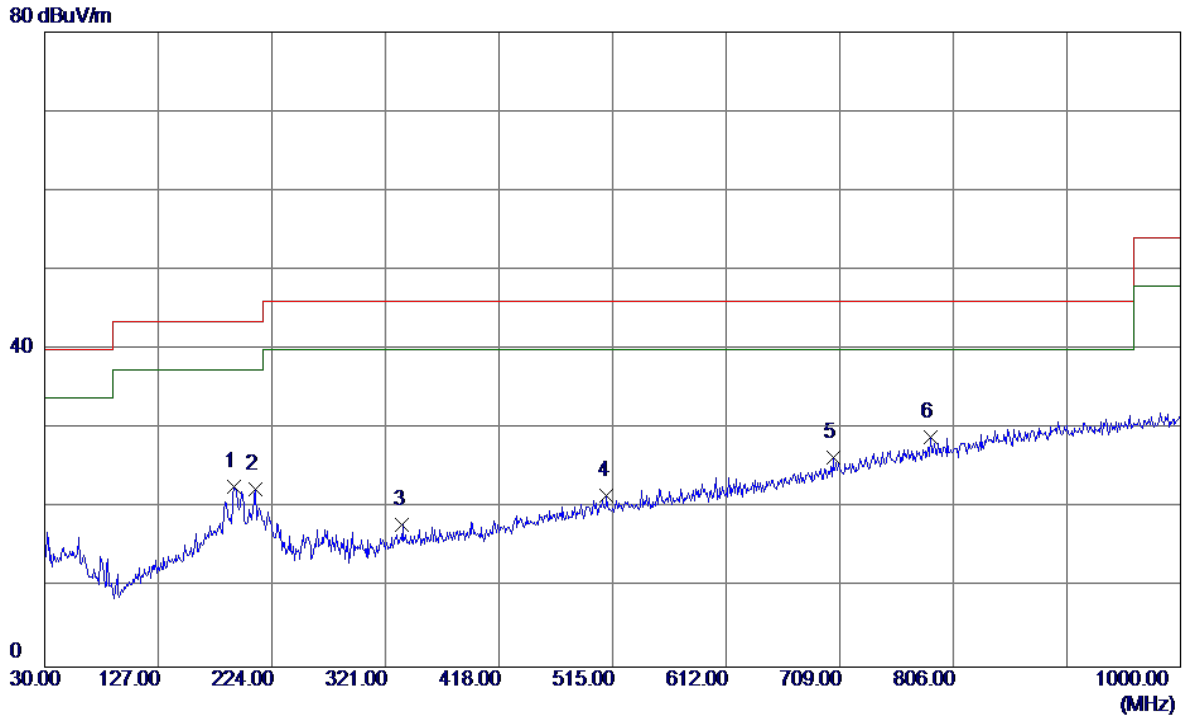
Vertical



No.	Freq. MHz	Reading Level dBuV/m	Correct Factor dB	Measure ment dBuV/m	Limit dBuV/m	Margin dB	Detector	Comment
1 *	59.1000	39.92	-14.22	25.70	40.00	-14.30	Peak	
2	184.2300	32.83	-12.38	20.45	43.50	-23.05	Peak	
3	322.9400	29.24	-12.43	16.81	46.00	-29.19	Peak	
4	528.5800	30.41	-8.15	22.26	46.00	-23.74	Peak	
5	700.2700	30.64	-3.93	26.71	46.00	-19.29	Peak	
6	803.0900	30.99	-1.28	29.71	46.00	-16.29	Peak	

Test Mode: UNII-2C/TX A Mode 5700MHz (Adapter: HUNTKEY)

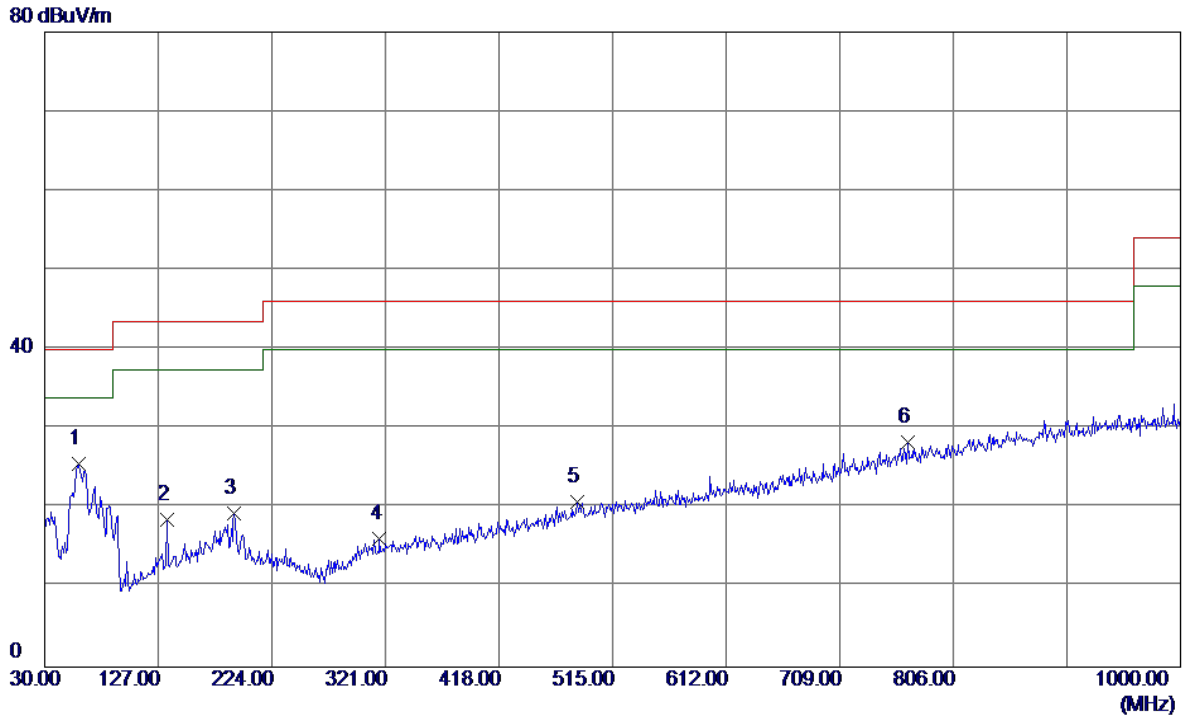
Horizontal



No.	Freq. MHz	Reading Level dBuV/m	Correct Factor dB	Measure ment dBuV/m	Limit dBuV/m	Margin dB	Detector	Comment
1	191.9900	35.73	-13.03	22.70	43.50	-20.80	Peak	
2	210.4200	36.35	-13.97	22.38	43.50	-21.12	Peak	
3	335.5500	30.13	-12.21	17.92	46.00	-28.08	Peak	
4	510.1500	30.19	-8.52	21.67	46.00	-24.33	Peak	
5	703.1800	30.21	-3.85	26.36	46.00	-19.64	Peak	
6 *	786.6000	30.68	-1.65	29.03	46.00	-16.97	Peak	

Test Mode: UNII-3/TX A Mode 5745MHz(Adapter: HUNTKEY)

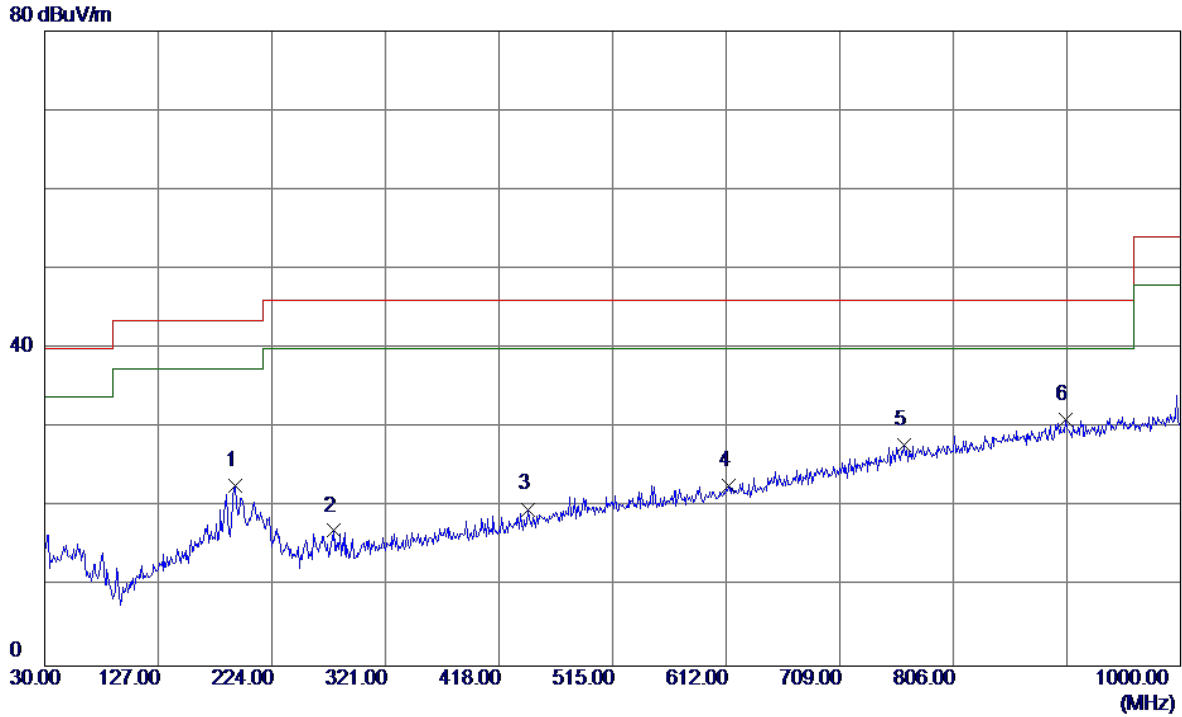
Vertical



No.	Freq. MHz	Reading Level dBuV/m	Correct Factor dB	Measure ment dBuV/m	Limit dBuV/m	Margin dB	Detector	Comment
1 *	59.1000	39.76	-14.22	25.54	40.00	-14.46	Peak	
2	134.7600	32.96	-14.47	18.49	43.50	-25.01	Peak	
3	191.9900	32.35	-13.03	19.32	43.50	-24.18	Peak	
4	316.1500	28.75	-12.55	16.20	46.00	-29.80	Peak	
5	484.9300	29.97	-9.09	20.88	46.00	-25.12	Peak	
6	767.2000	30.44	-2.07	28.37	46.00	-17.63	Peak	

Test Mode: UNII-3/TX A Mode 5745MHz(Adapter: HUNTKEY)

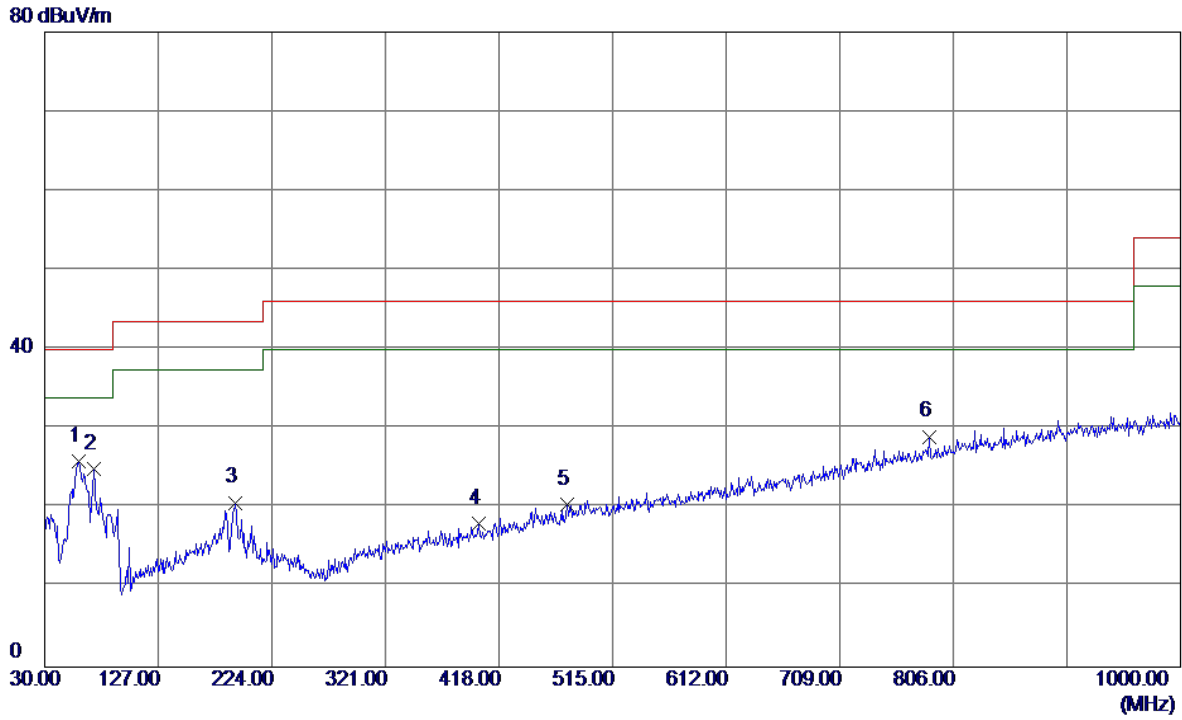
Horizontal



No.	Freq. MHz	Reading Level dBuV/m	Correct Factor dB	Measure ment dBuV/m	Limit dBuV/m	Margin dB	Detector	Comment
1	192.9600	35.90	-13.11	22.79	43.50	-20.71	Peak	
2	276.3800	32.20	-15.16	17.04	46.00	-28.96	Peak	
3	443.2200	29.89	-10.13	19.76	46.00	-26.24	Peak	
4	613.9400	28.84	-6.16	22.68	46.00	-23.32	Peak	
5	764.2900	29.95	-2.13	27.82	46.00	-18.18	Peak	
6 *	902.0300	30.02	1.07	31.09	46.00	-14.91	Peak	

Test Mode: UNII-3/TX A Mode 5825MHz(Adapter: HUNTKEY)

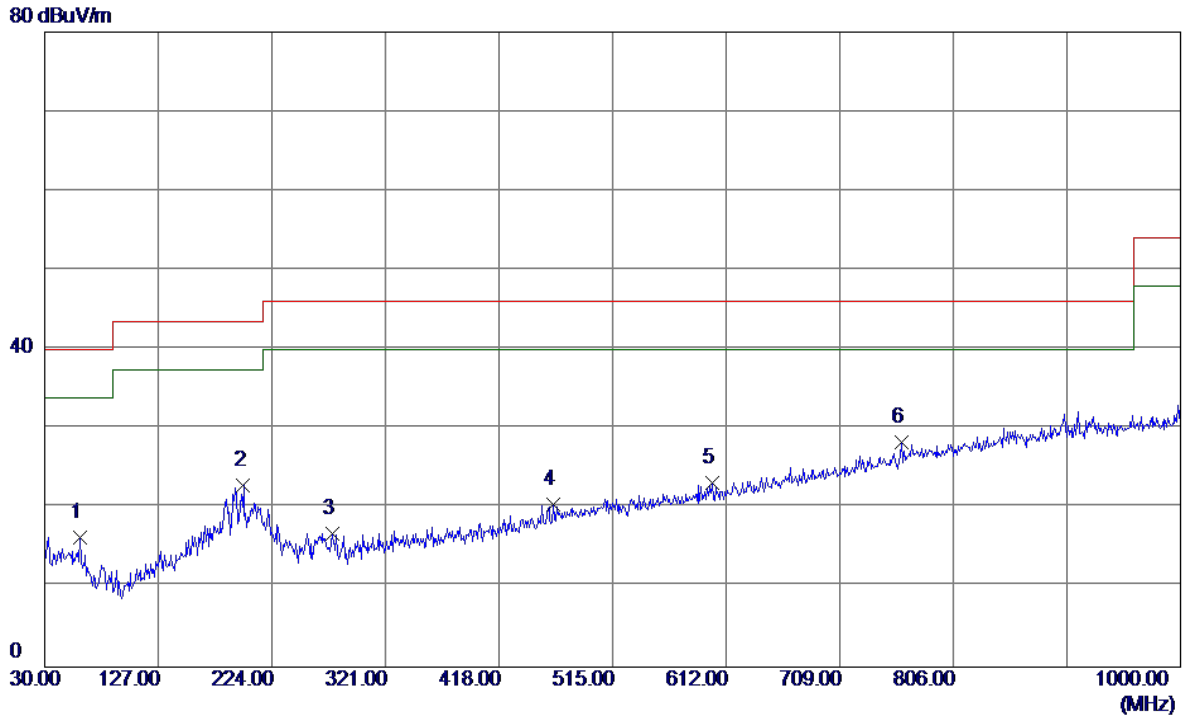
Vertical



No.	Freq. MHz	Reading Level dBuV/m	Correct Factor dB	Measurement dBuV/m	Limit dBuV/m	Margin dB	Detector	Comment
1 *	59.1000	40.09	-14.22	25.87	40.00	-14.13	Peak	
2	71.7100	41.60	-16.71	24.89	40.00	-15.11	Peak	
3	192.9600	33.83	-13.11	20.72	43.50	-22.78	Peak	
4	400.5400	29.47	-11.34	18.13	46.00	-27.87	Peak	
5	476.2000	29.72	-9.30	20.42	46.00	-25.58	Peak	
6	785.6300	30.71	-1.67	29.04	46.00	-16.96	Peak	

Test Mode: UNII-3/TX A Mode 5825MHz (Adapter: HUNTKEY)

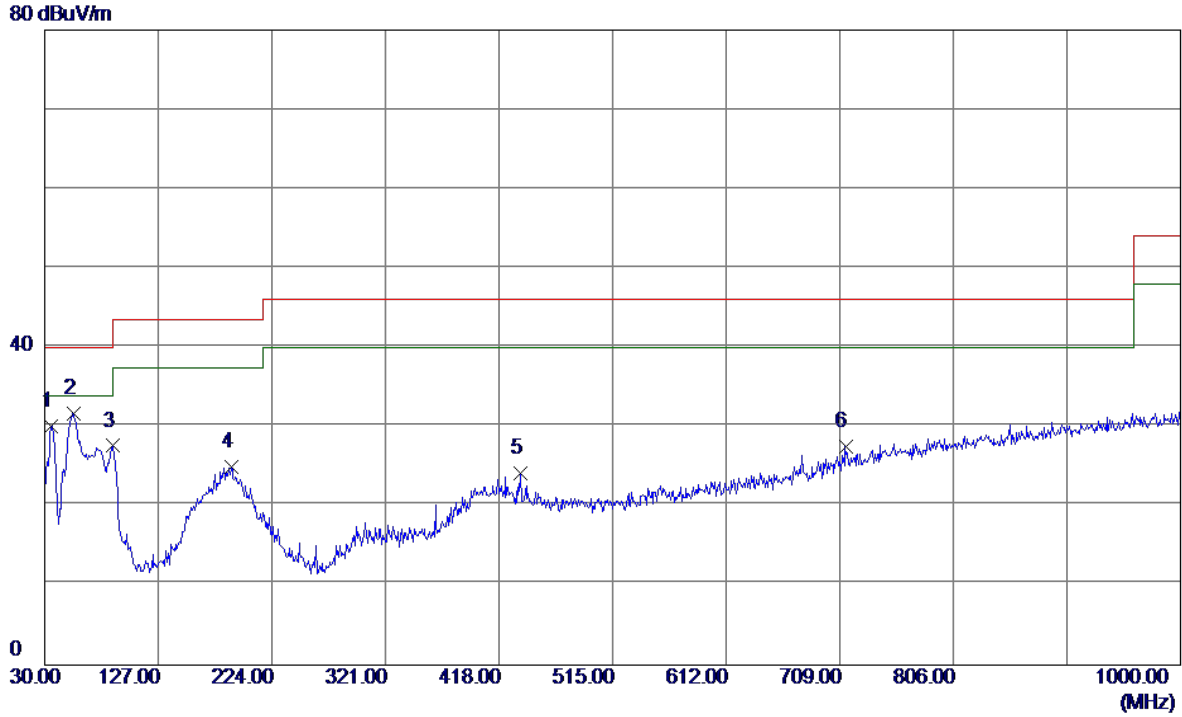
Horizontal



No.	Freq. MHz	Reading Level dBuV/m	Correct Factor dB	Measure ment dBuV/m	Limit dBuV/m	Margin dB	Detector	Comment
1	60.0700	30.65	-14.32	16.33	40.00	-23.67	Peak	
2	199.7500	36.62	-13.73	22.89	43.50	-20.61	Peak	
3	275.4100	32.11	-15.26	16.85	46.00	-29.15	Peak	
4	464.5600	30.11	-9.58	20.53	46.00	-25.47	Peak	
5	600.3600	29.56	-6.41	23.15	46.00	-22.85	Peak	
6 *	761.3800	30.50	-2.20	28.30	46.00	-17.70	Peak	

Test Mode: UNII-1/TX A Mode 5180MHz(Adapter: Salcomp)

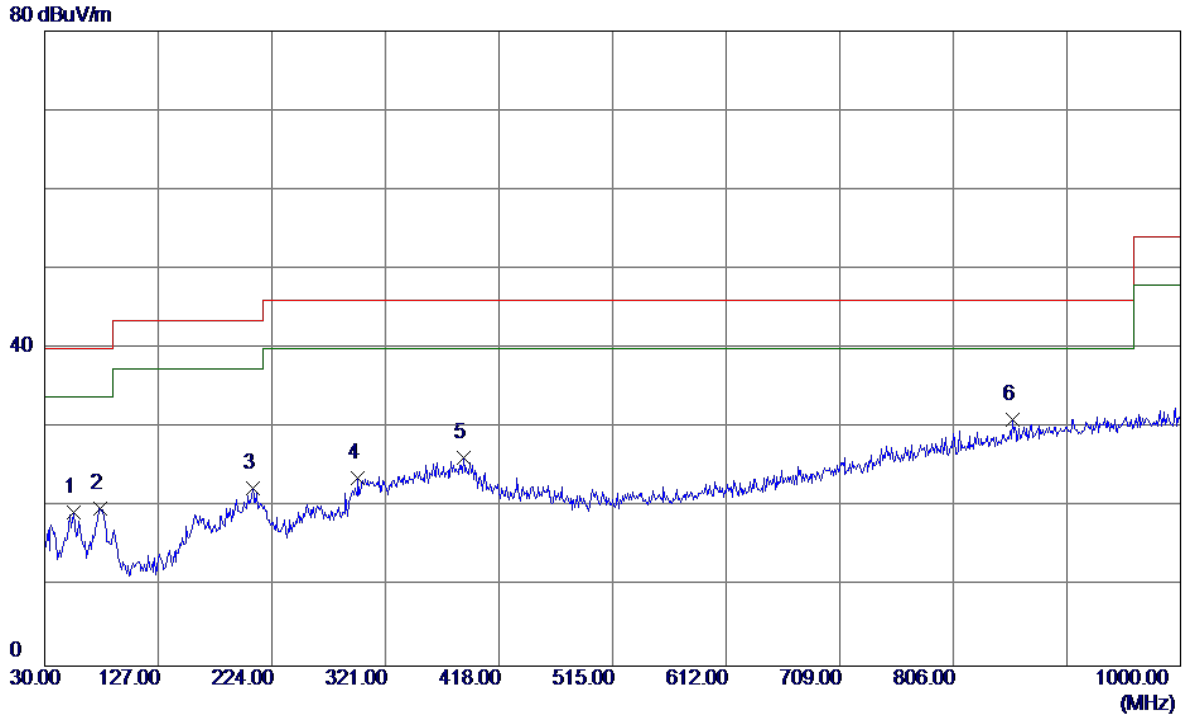
Vertical



No.	Freq. MHz	Reading Level dBuV/m	Correct Factor dB	Measure ment dBuV/m	Limit dBuV/m	Margin dB	Detector	Comment
1	35.8200	44.58	-14.51	30.07	40.00	-9.93	Peak	
2 *	55.2200	45.62	-13.94	31.68	40.00	-8.32	Peak	
3	88.2000	46.16	-18.56	27.60	43.50	-15.90	Peak	
4	189.0800	37.72	-12.77	24.95	43.50	-18.55	Peak	
5	436.4300	34.43	-10.33	24.10	46.00	-21.90	Peak	
6	713.8500	31.10	-3.53	27.57	46.00	-18.43	Peak	

Test Mode: UNII-1/TX A Mode 5180MHz (Adapter: Salcomp)

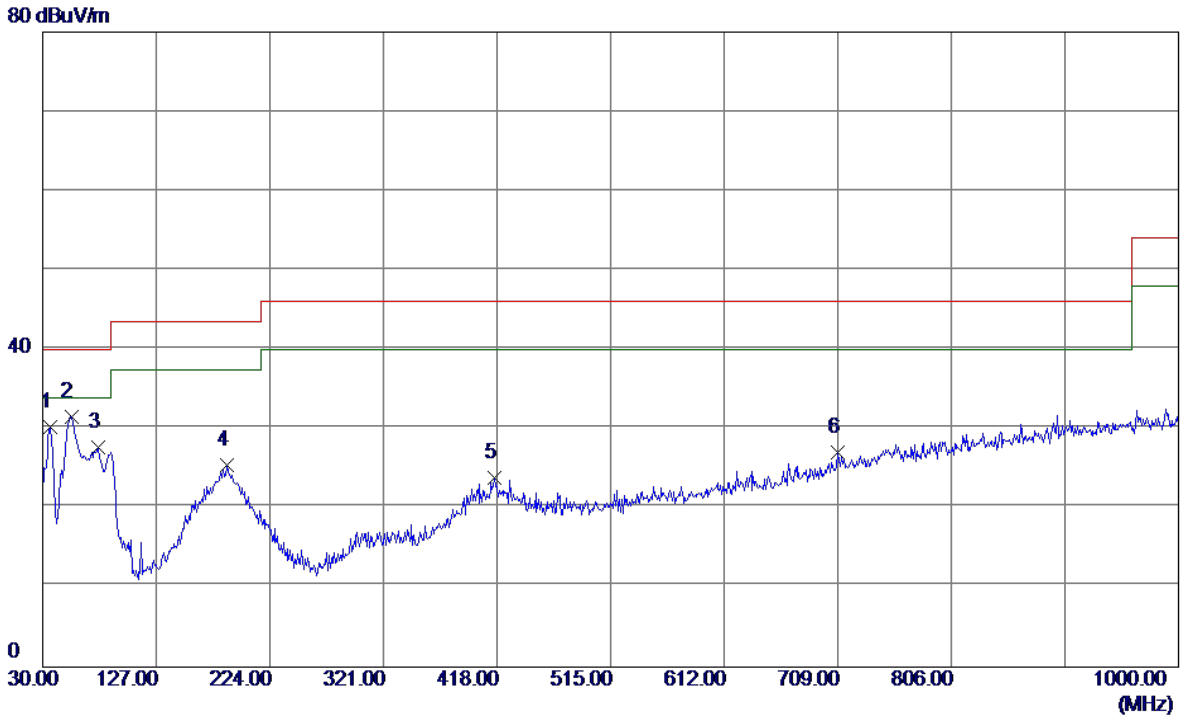
Horizontal



No.	Freq. MHz	Reading Level dBuV/m	Correct Factor dB	Measure ment dBuV/m	Limit dBuV/m	Margin dB	Detector	Comment
1	55.2200	33.28	-13.94	19.34	40.00	-20.66	Peak	
2	77.5300	37.58	-17.67	19.91	40.00	-20.09	Peak	
3	207.5100	36.31	-13.92	22.39	43.50	-21.11	Peak	
4	297.7200	36.75	-13.14	23.61	46.00	-22.39	Peak	
5	387.9300	37.68	-11.50	26.18	46.00	-19.82	Peak	
6 *	856.4400	30.85	0.13	30.98	46.00	-15.02	Peak	

Test Mode: UNII-1/TX A Mode 5240MHz(Adapter: Salcomp)

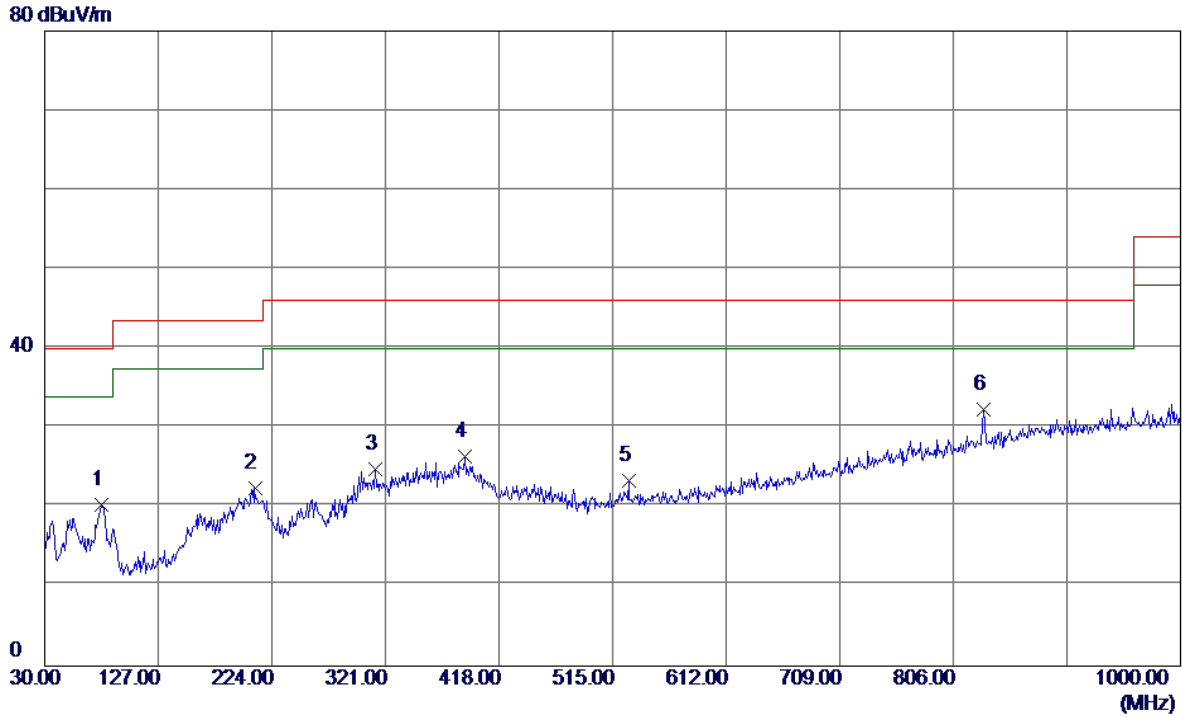
Vertical



No.	Freq. MHz	Reading Level dBuV/m	Correct Factor dB	Measure ment dBuV/m	Limit dBuV/m	Margin dB	Detector	Comment
1	36.7900	44.59	-14.41	30.18	40.00	-9.82	Peak	
2 *	54.2500	45.47	-13.95	31.52	40.00	-8.48	Peak	
3	77.5300	45.41	-17.67	27.74	40.00	-12.26	Peak	
4	187.1400	38.08	-12.61	25.47	43.50	-18.03	Peak	
5	416.0600	34.72	-10.90	23.82	46.00	-22.18	Peak	
6	709.0000	30.77	-3.67	27.10	46.00	-18.90	Peak	

Test Mode: UNII-1/TX A Mode 5240MHz(Adapter: Salcomp)

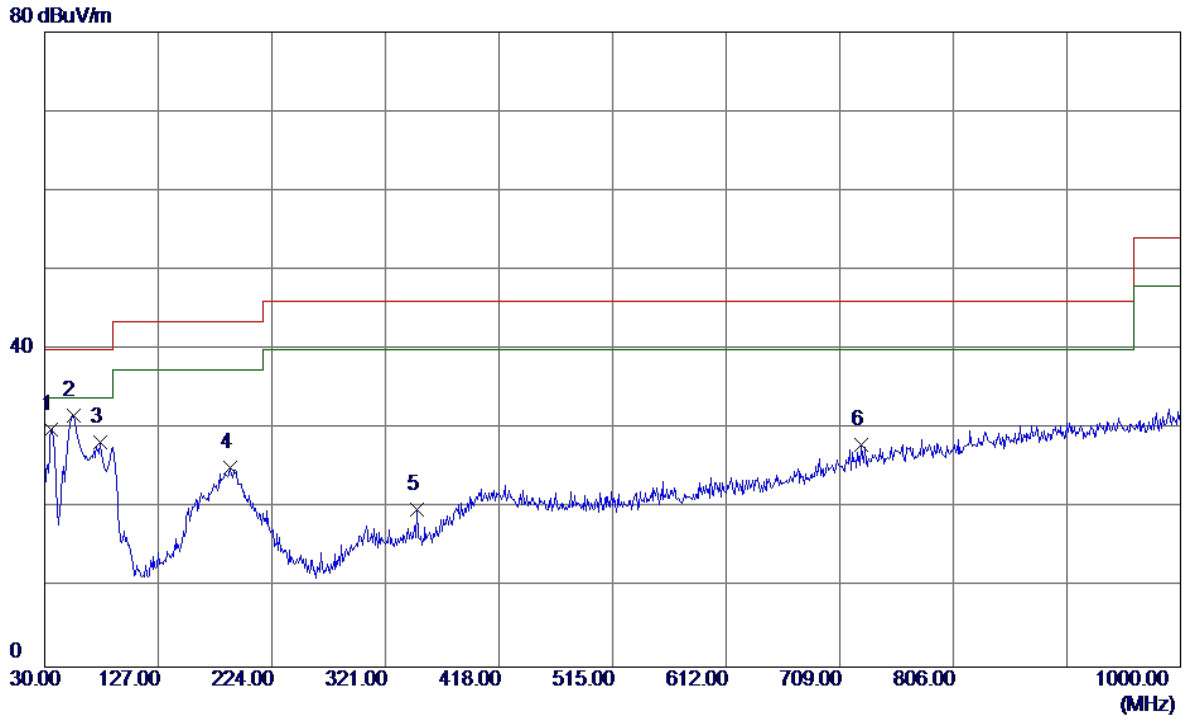
Horizontal



No.	Freq. MHz	Reading Level dBuV/m	Correct Factor dB	Measure ment dBuV/m	Limit dBuV/m	Margin dB	Detector	Comment
1	78.5000	38.22	-17.89	20.33	40.00	-19.67	Peak	
2	209.4500	36.31	-13.96	22.35	43.50	-21.15	Peak	
3	312.2700	37.46	-12.62	24.84	46.00	-21.16	Peak	
4	388.9000	37.93	-11.49	26.44	46.00	-19.56	Peak	
5	528.5800	31.44	-8.15	23.29	46.00	-22.71	Peak	
6 *	832.1900	32.81	-0.48	32.33	46.00	-13.67	Peak	

Test Mode: UNII-2A/TX A Mode 5260MHz(Adapter: Salcomp)

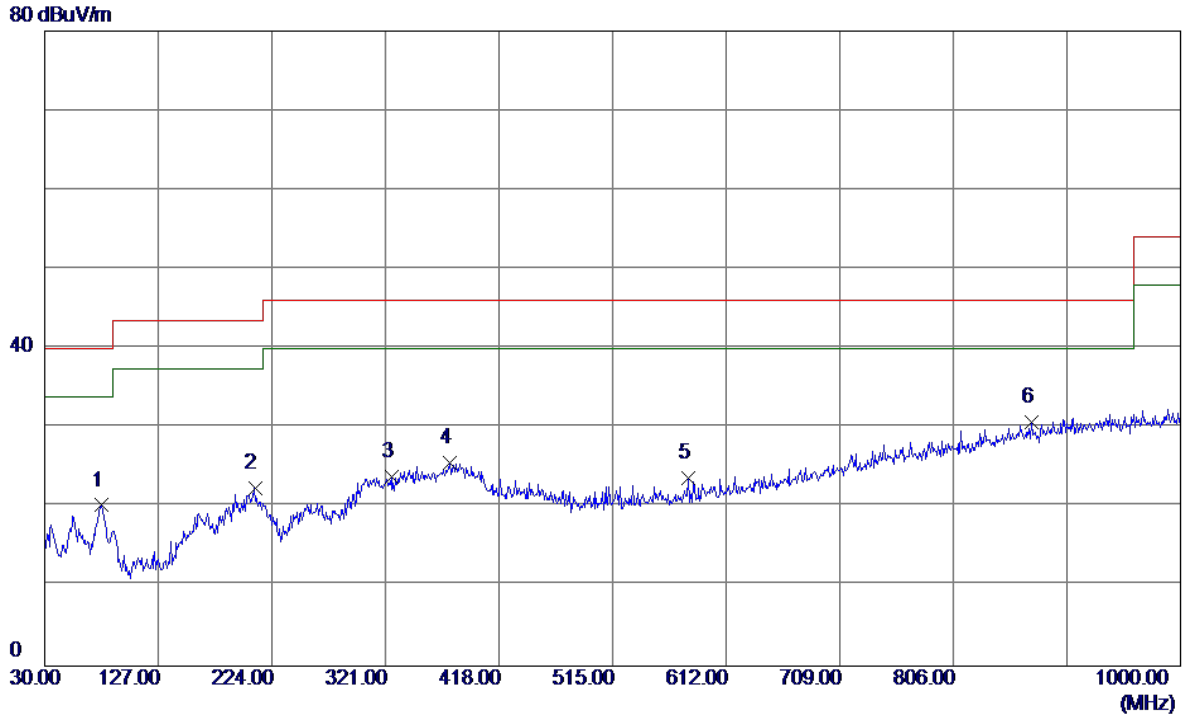
Vertical



No.	Freq. MHz	Reading Level dBuV/m	Correct Factor dB	Measure ment dBuV/m	Limit dBuV/m	Margin dB	Detector	Comment
1	35.8200	44.50	-14.51	29.99	40.00	-10.01	Peak	
2 *	54.2500	45.58	-13.95	31.63	40.00	-8.37	Peak	
3	77.5300	46.00	-17.67	28.33	40.00	-11.67	Peak	
4	188.1100	37.84	-12.69	25.15	43.50	-18.35	Peak	
5	348.1600	31.90	-11.99	19.91	46.00	-26.09	Peak	
6	727.4300	31.17	-3.12	28.05	46.00	-17.95	Peak	

Test Mode: UNII-2A/TX A Mode 5260MHz(Adapter: Salcomp)

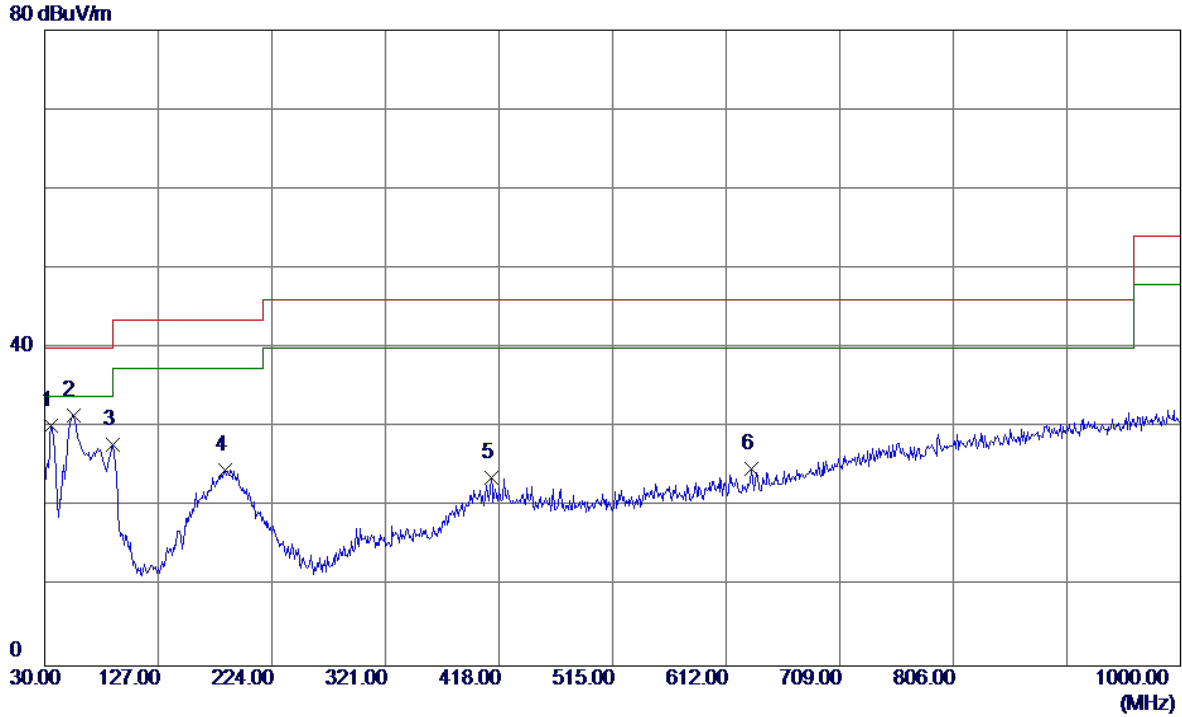
Horizontal



No.	Freq. MHz	Reading Level dBuV/m	Correct Factor dB	Measure ment dBuV/m	Limit dBuV/m	Margin dB	Detector	Comment
1	78.5000	38.13	-17.89	20.24	40.00	-19.76	Peak	
2	209.4500	36.37	-13.96	22.41	43.50	-21.09	Peak	
3	326.8200	36.18	-12.36	23.82	46.00	-22.18	Peak	
4	376.2900	37.24	-11.64	25.60	46.00	-20.40	Peak	
5	579.9900	30.66	-6.94	23.72	46.00	-22.28	Peak	
6 *	872.9300	30.19	0.47	30.66	46.00	-15.34	Peak	

Test Mode: UNII-2A/TX A Mode 5320MHz (Adapter: Salcomp)

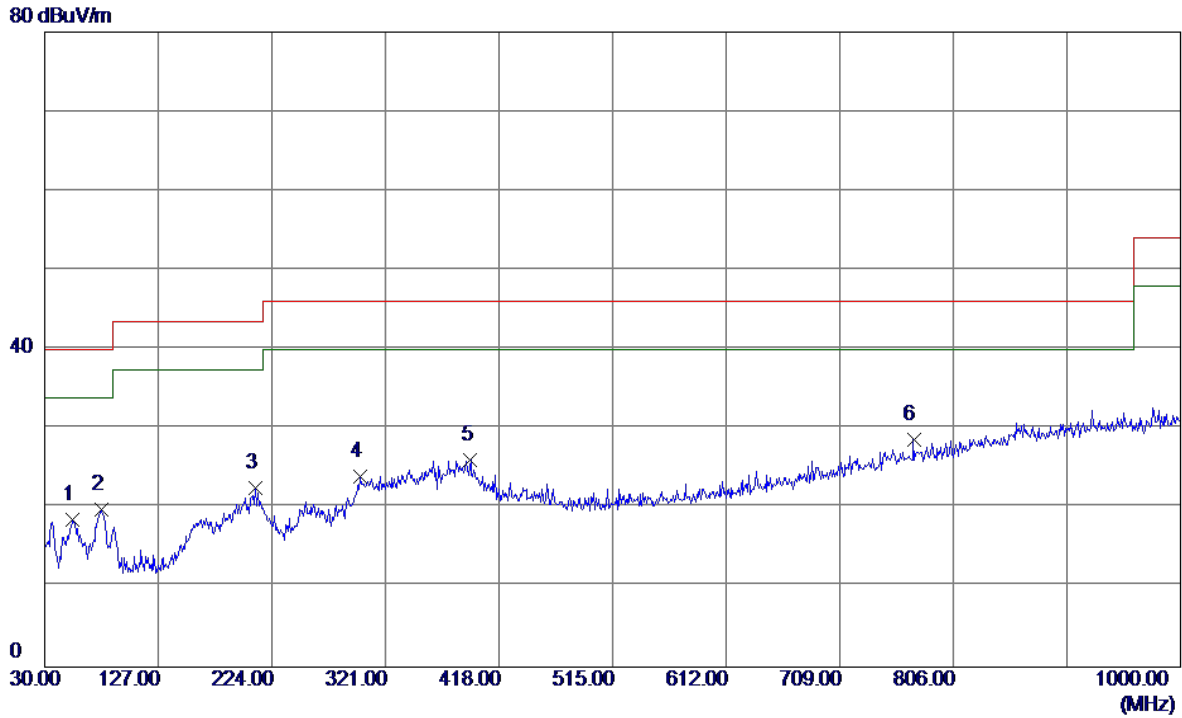
Vertical



No.	Freq. MHz	Reading Level dBuV/m	Correct Factor dB	Measure ment dBuV/m	Limit dBuV/m	Margin dB	Detector	Comment
1	35.8200	44.79	-14.51	30.28	40.00	-9.72	Peak	
2 *	54.2500	45.45	-13.95	31.50	40.00	-8.50	Peak	
3	88.2000	46.42	-18.56	27.86	43.50	-15.64	Peak	
4	184.2300	37.04	-12.38	24.66	43.50	-18.84	Peak	
5	411.2100	34.67	-11.04	23.63	46.00	-22.37	Peak	
6	633.3400	30.60	-5.79	24.81	46.00	-21.19	Peak	

Test Mode: UNII-2A/TX A Mode 5320MHz(Adapter: Salcomp)

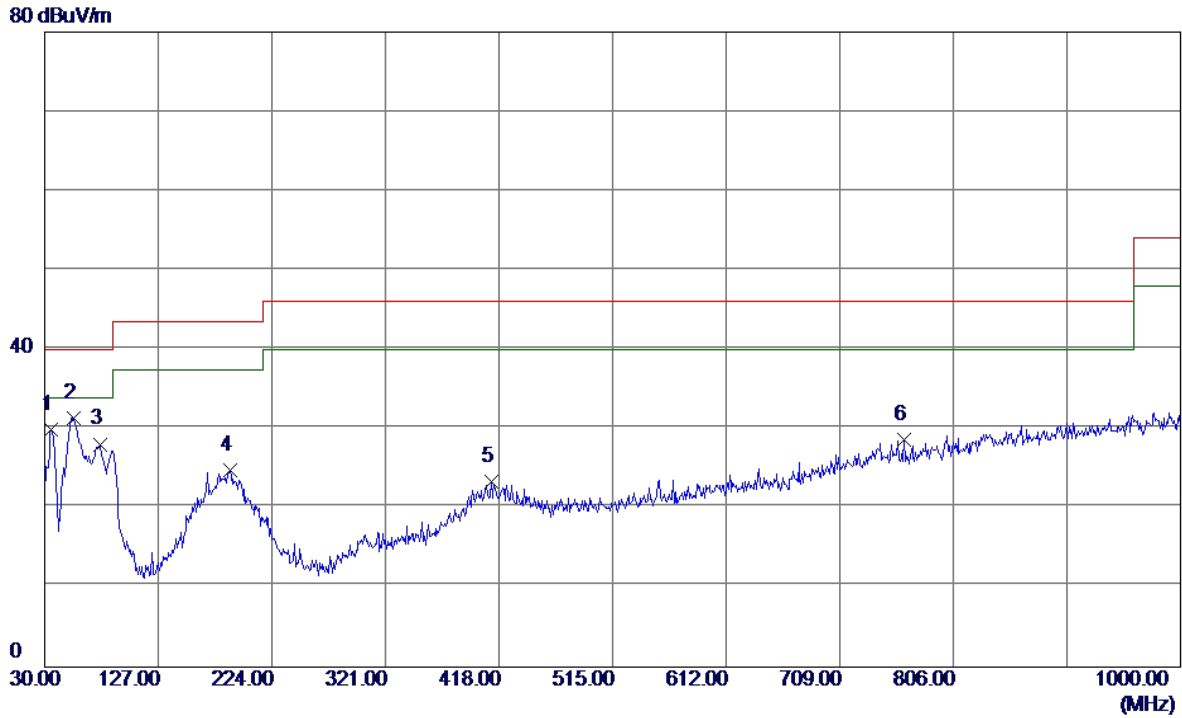
Horizontal



No.	Freq. MHz	Reading Level dBuV/m	Correct Factor dB	Measure ment dBuV/m	Limit dBuV/m	Margin dB	Detector	Comment
1	53.2800	32.47	-13.88	18.59	40.00	-21.41	Peak	
2	78.5000	37.67	-17.89	19.78	40.00	-20.22	Peak	
3	210.4200	36.48	-13.97	22.51	43.50	-20.99	Peak	
4	299.6600	36.81	-12.88	23.93	46.00	-22.07	Peak	
5	393.7500	37.52	-11.43	26.09	46.00	-19.91	Peak	
6 *	772.0500	30.57	-1.97	28.60	46.00	-17.40	Peak	

Test Mode: UNII-2C/TX A Mode 5500MHz(Adapter: Salcomp)

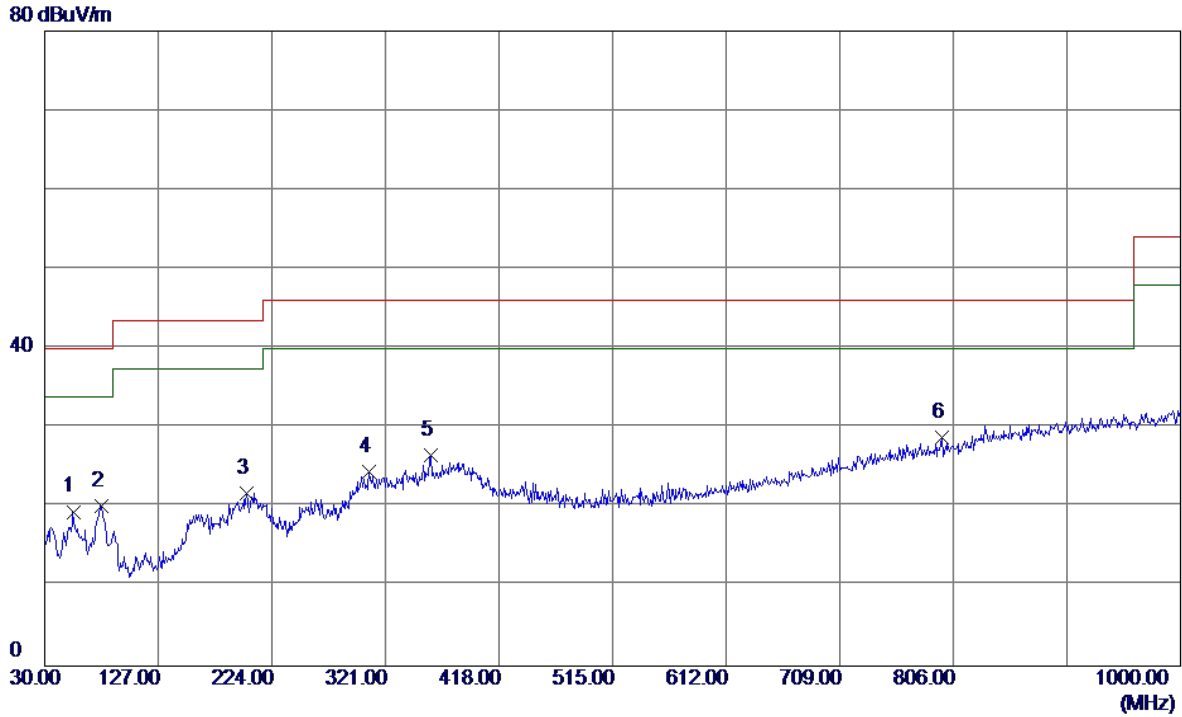
Vertical



No.	Freq. MHz	Reading Level dBuV/m	Correct Factor dB	Measure ment dBuV/m	Limit dBuV/m	Margin dB	Detector	Comment
1	35.8200	44.47	-14.51	29.96	40.00	-10.04	Peak	
2 *	55.2200	45.37	-13.94	31.43	40.00	-8.57	Peak	
3	77.5300	45.75	-17.67	28.08	40.00	-11.92	Peak	
4	188.1100	37.43	-12.69	24.74	43.50	-18.76	Peak	
5	411.2100	34.38	-11.04	23.34	46.00	-22.66	Peak	
6	764.2900	30.77	-2.13	28.64	46.00	-17.36	Peak	

Test Mode: UNII-2C/TX A Mode 5500MHz(Adapter: Salcomp)

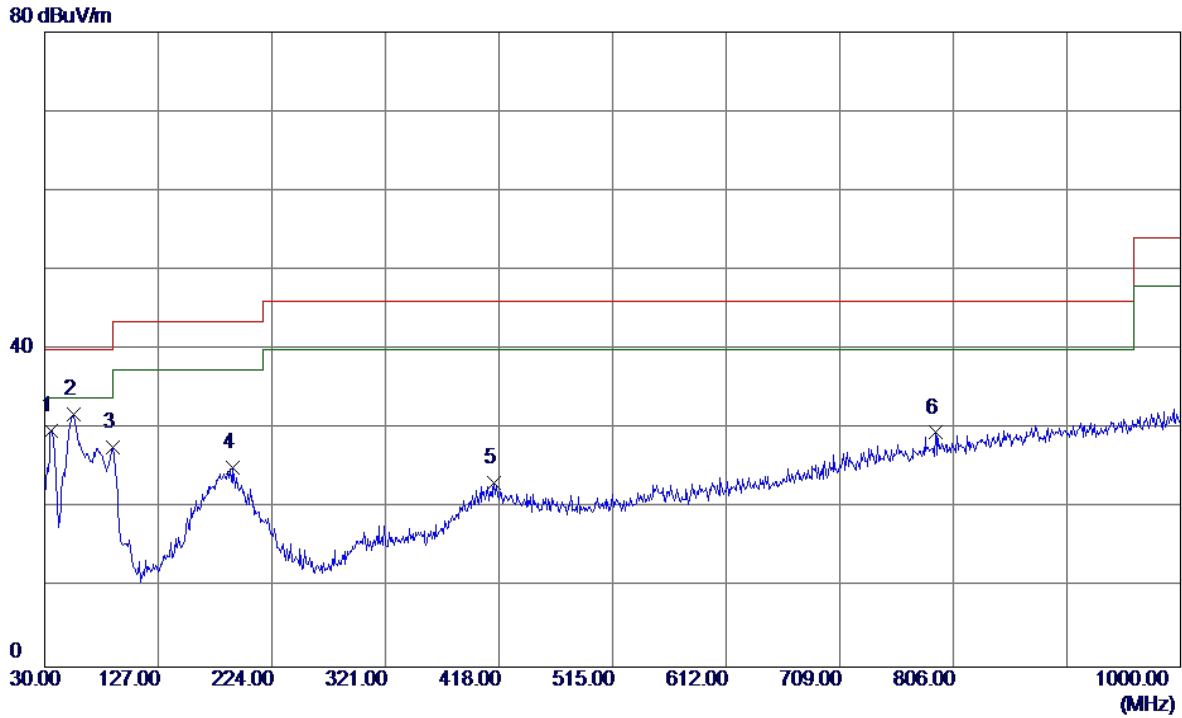
Horizontal



No.	Freq. MHz	Reading Level dBuV/m	Correct Factor dB	Measure ment dBuV/m	Limit dBuV/m	Margin dB	Detector	Comment
1	54.2500	33.39	-13.95	19.44	40.00	-20.56	Peak	
2	78.5000	38.09	-17.89	20.20	40.00	-19.80	Peak	
3	202.6600	35.59	-13.81	21.78	43.50	-21.72	Peak	
4	307.4200	37.25	-12.70	24.55	46.00	-21.45	Peak	
5	359.8000	38.37	-11.84	26.53	46.00	-19.47	Peak	
6 *	796.3000	30.31	-1.44	28.87	46.00	-17.13	Peak	

Test Mode: UNII-2C/TX A Mode 5700MHz(Adapter: Salcomp)

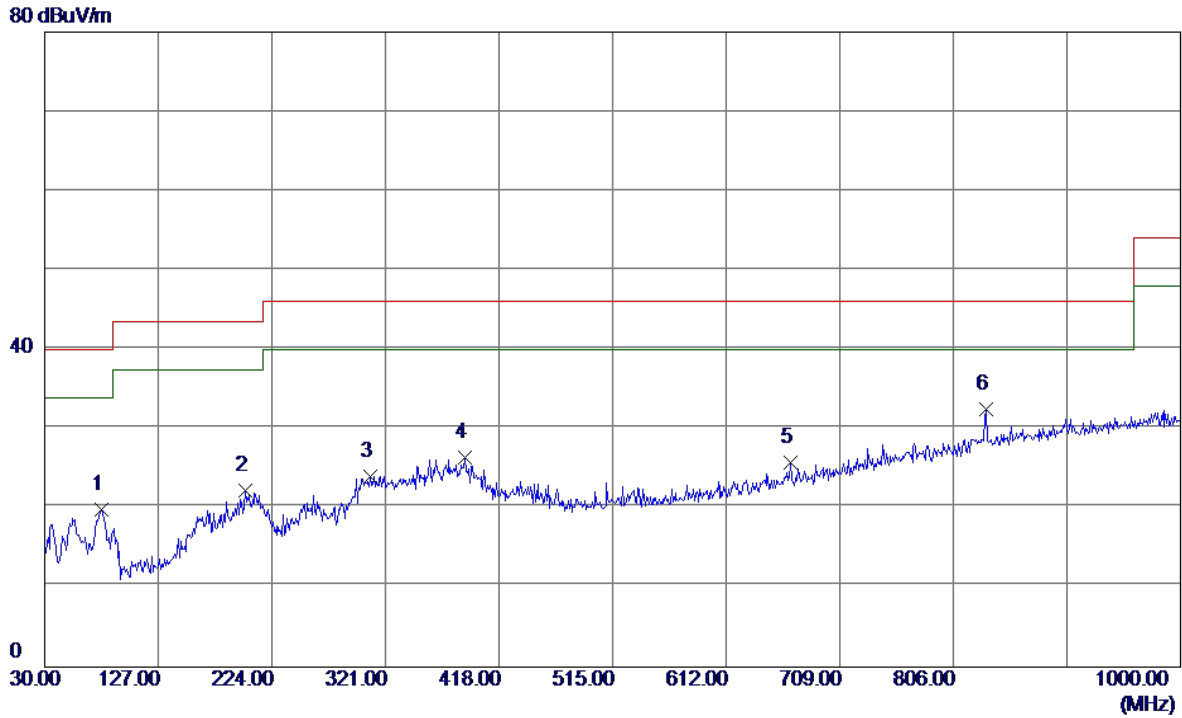
Vertical



No.	Freq. MHz	Reading Level dBuV/m	Correct Factor dB	Measure ment dBuV/m	Limit dBuV/m	Margin dB	Detector	Comment
1	35.8200	44.34	-14.51	29.83	40.00	-10.17	Peak	
2 *	55.2200	45.76	-13.94	31.82	40.00	-8.18	Peak	
3	88.2000	46.25	-18.56	27.69	43.50	-15.81	Peak	
4	190.0500	37.97	-12.85	25.12	43.50	-18.38	Peak	
5	414.1200	34.15	-10.96	23.19	46.00	-22.81	Peak	
6	790.4800	31.09	-1.57	29.52	46.00	-16.48	Peak	

Test Mode: UNII-2C/TX A Mode 5700MHz (Adapter: Salcomp)

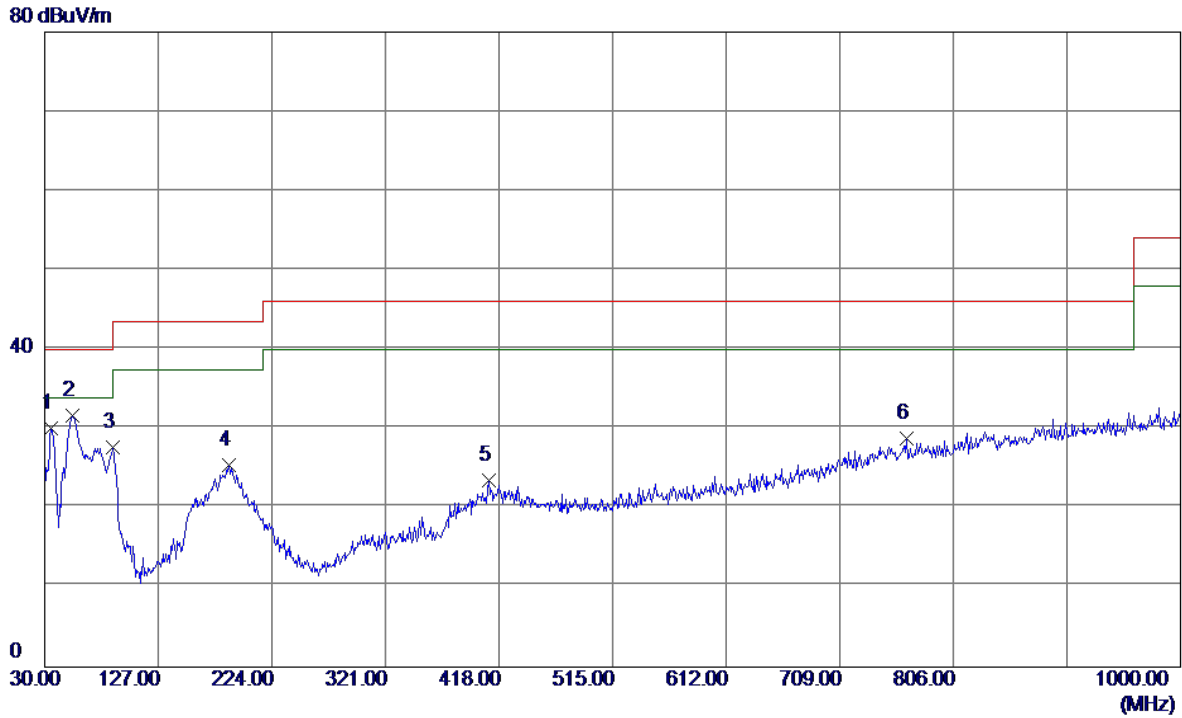
Horizontal



No.	Freq. MHz	Reading Level dBuV/m	Correct Factor dB	Measure ment dBuV/m	Limit dBuV/m	Margin dB	Detector	Comment
1	78.5000	37.77	-17.89	19.88	40.00	-20.12	Peak	
2	201.6900	36.07	-13.79	22.28	43.50	-21.22	Peak	
3	308.3900	36.70	-12.68	24.02	46.00	-21.98	Peak	
4	388.9000	37.94	-11.49	26.45	46.00	-19.55	Peak	
5	667.2900	30.77	-4.94	25.83	46.00	-20.17	Peak	
6 *	834.1300	32.84	-0.43	32.41	46.00	-13.59	Peak	

Test Mode: UNII-3/TX A Mode 5745MHz(Adapter: Salcomp)

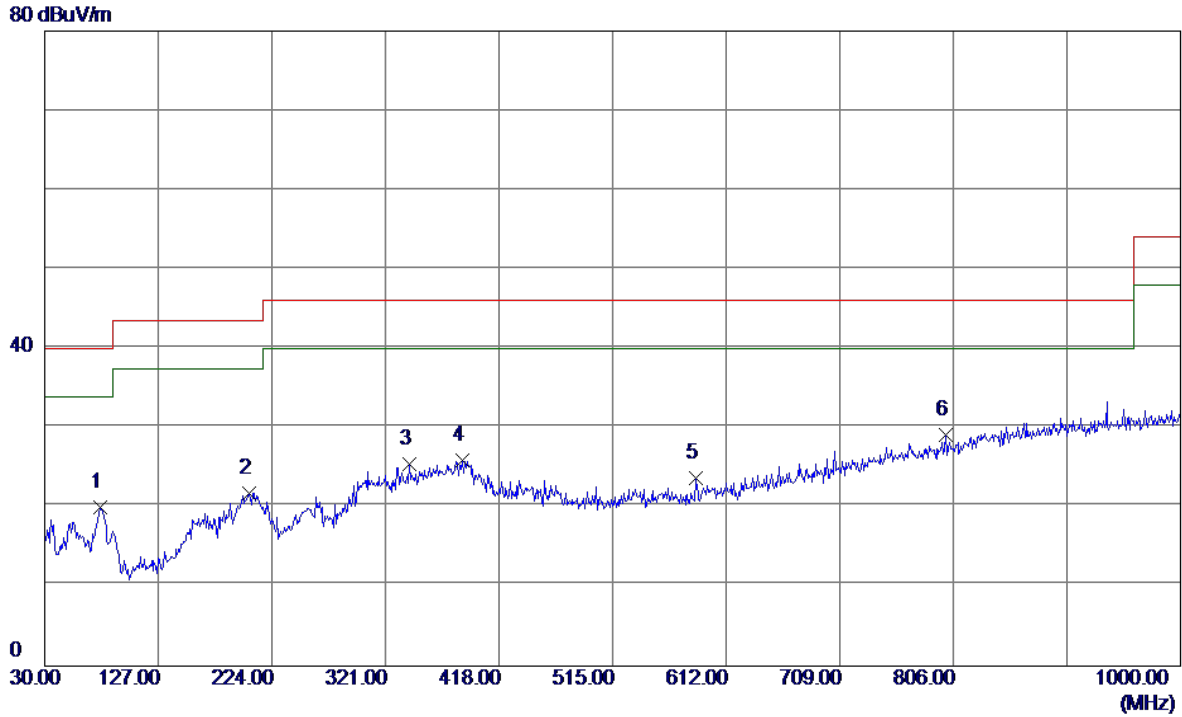
Vertical



No.	Freq. MHz	Reading Level dBuV/m	Correct Factor dB	Measure ment dBuV/m	Limit dBuV/m	Margin dB	Detector	Comment
1	35.8200	44.55	-14.51	30.04	40.00	-9.96	Peak	
2 *	53.2800	45.57	-13.88	31.69	40.00	-8.31	Peak	
3	88.2000	46.19	-18.56	27.63	43.50	-15.87	Peak	
4	187.1400	38.04	-12.61	25.43	43.50	-18.07	Peak	
5	409.2700	34.59	-11.10	23.49	46.00	-22.51	Peak	
6	766.2300	30.88	-2.09	28.79	46.00	-17.21	Peak	

Test Mode: UNII-3/TX A Mode 5745MHz(Adapter: Salcomp)

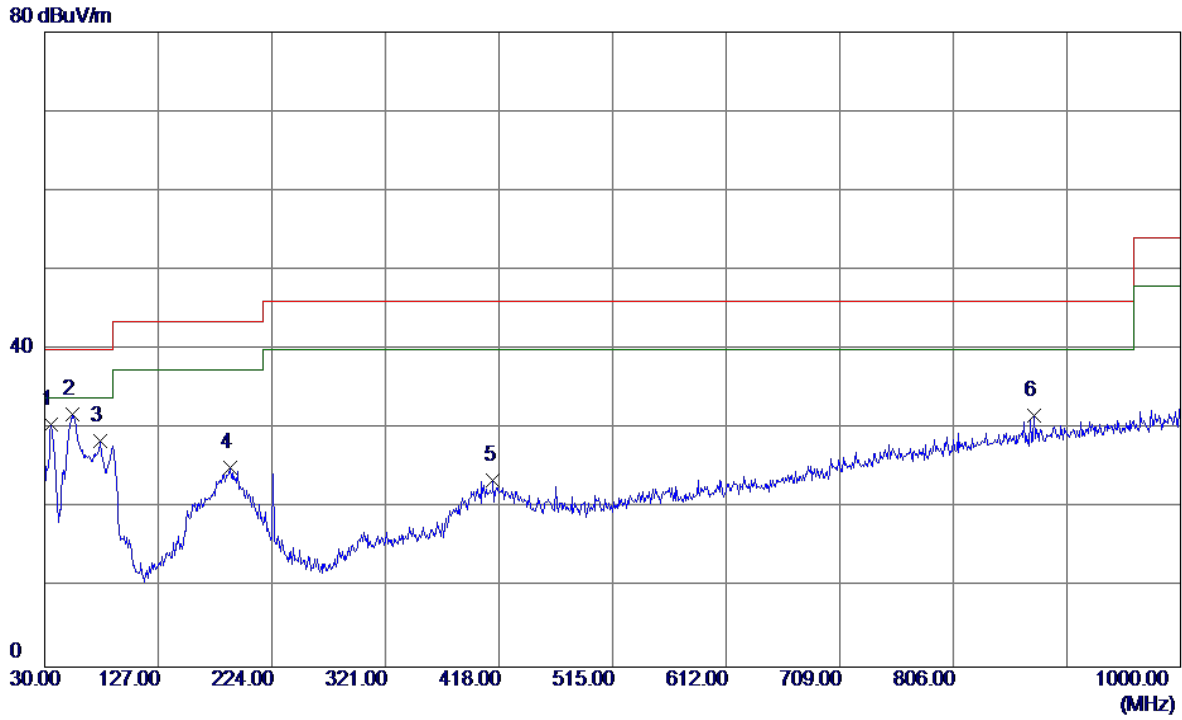
Horizontal



No.	Freq. MHz	Reading Level dBuV/m	Correct Factor dB	Measure ment dBuV/m	Limit dBuV/m	Margin dB	Detector	Comment
1	77.5300	37.61	-17.67	19.94	40.00	-20.06	Peak	
2	204.6000	35.59	-13.85	21.74	43.50	-21.76	Peak	
3	341.3700	37.56	-12.11	25.45	46.00	-20.55	Peak	
4	386.9600	37.37	-11.52	25.85	46.00	-20.15	Peak	
5	585.8100	30.52	-6.79	23.73	46.00	-22.27	Peak	
6 *	799.2100	30.55	-1.38	29.17	46.00	-16.83	Peak	

Test Mode: UNII-3/TX A Mode 5825MHz (Adapter: Salcomp)

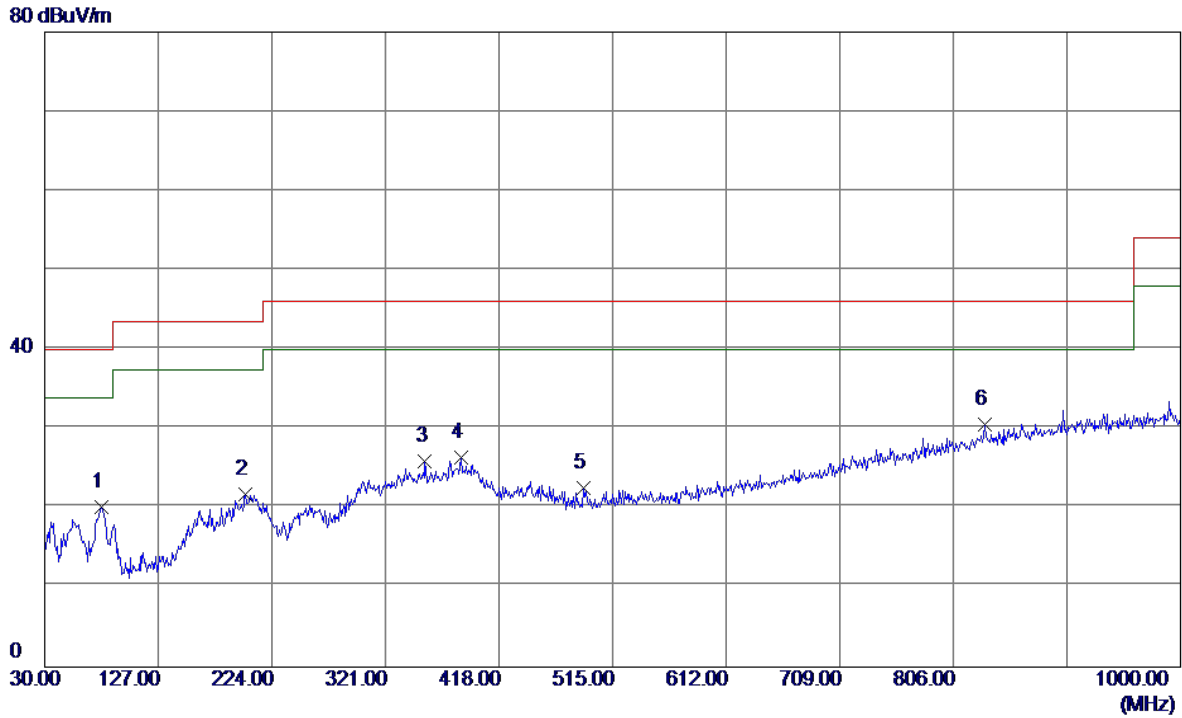
Vertical



No.	Freq. MHz	Reading Level dBuV/m	Correct Factor dB	Measure ment dBuV/m	Limit dBuV/m	Margin dB	Detector	Comment
1	35.8200	45.02	-14.51	30.51	40.00	-9.49	Peak	
2 *	53.2800	45.71	-13.88	31.83	40.00	-8.17	Peak	
3	77.5300	46.22	-17.67	28.55	40.00	-11.45	Peak	
4	188.1100	37.78	-12.69	25.09	43.50	-18.41	Peak	
5	413.1500	34.44	-10.99	23.45	46.00	-22.55	Peak	
6	874.8700	31.14	0.51	31.65	46.00	-14.35	Peak	

Test Mode: UNII-3/TX A Mode 5825MHz (Adapter: Salcomp)

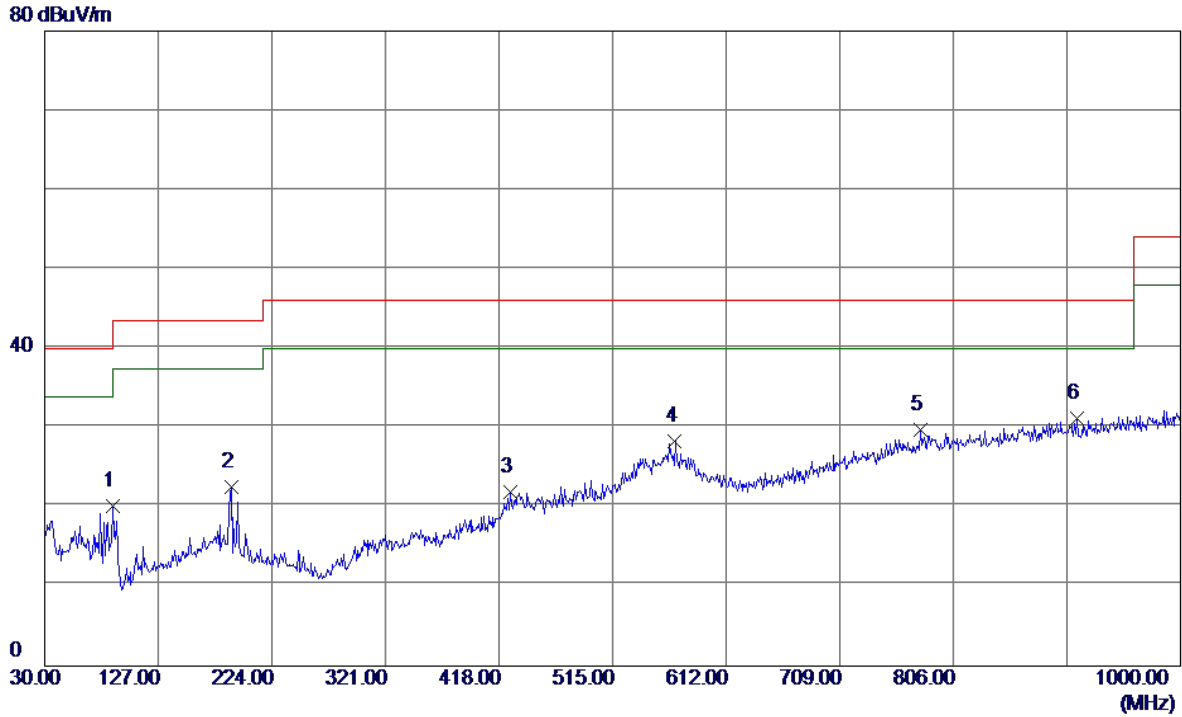
Horizontal



No.	Freq. MHz	Reading Level dBuV/m	Correct Factor dB	Measure ment dBuV/m	Limit dBuV/m	Margin dB	Detector	Comment
1	78.5000	37.99	-17.89	20.10	40.00	-19.90	Peak	
2	201.6900	35.53	-13.79	21.74	43.50	-21.76	Peak	
3	354.9500	37.78	-11.90	25.88	46.00	-20.12	Peak	
4	385.9900	37.94	-11.53	26.41	46.00	-19.59	Peak	
5	489.7800	31.58	-8.97	22.61	46.00	-23.39	Peak	
6 *	833.1599	31.07	-0.46	30.61	46.00	-15.39	Peak	

Test Mode: UNII-1/TX A Mode 5180MHz (Adapter: PHITEK)

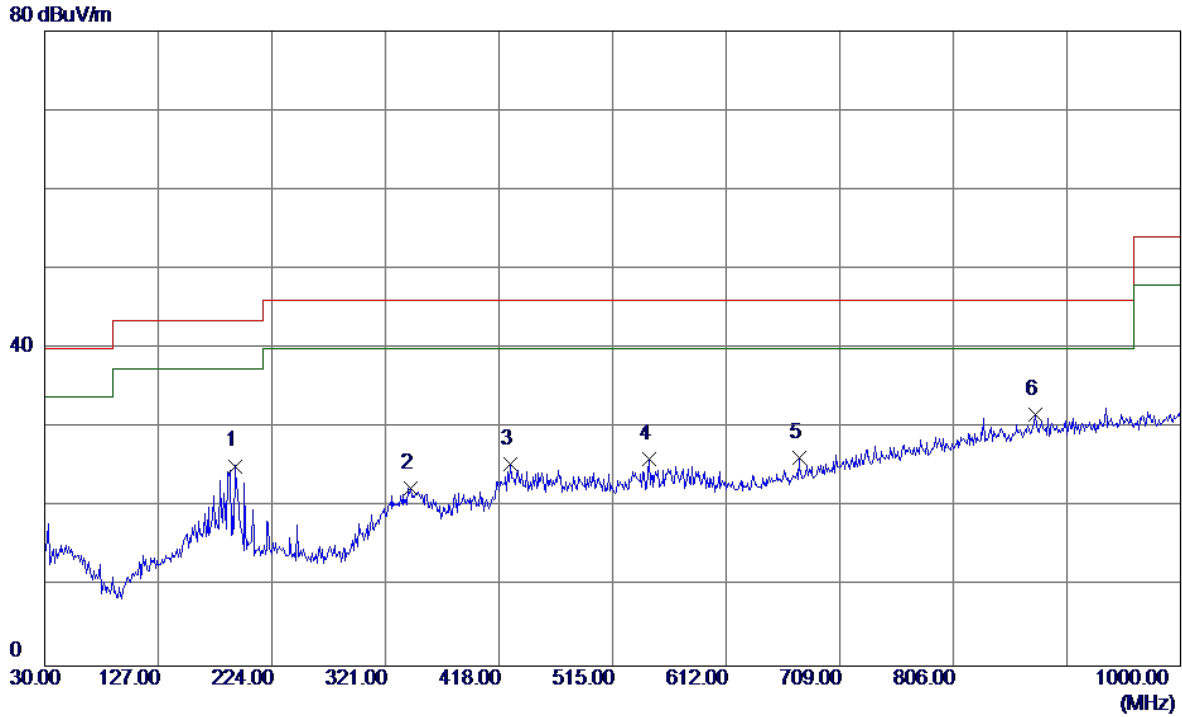
Vertical



No.	Freq. MHz	Reading Level dBuV/m	Correct Factor dB	Measure ment dBuV/m	Limit dBuV/m	Margin dB	Detector	Comment
1	88.2000	38.74	-18.56	20.18	43.50	-23.32	Peak	
2	189.0800	35.26	-12.77	22.49	43.50	-21.01	Peak	
3	427.7000	32.53	-10.57	21.96	46.00	-24.04	Peak	
4	568.3500	35.52	-7.24	28.28	46.00	-17.72	Peak	
5	777.8700	31.56	-1.84	29.72	46.00	-16.28	Peak	
6 *	911.7300	29.97	1.26	31.23	46.00	-14.77	Peak	

Test Mode: UNII-1/TX A Mode 5180MHz (Adapter: PHITEK)

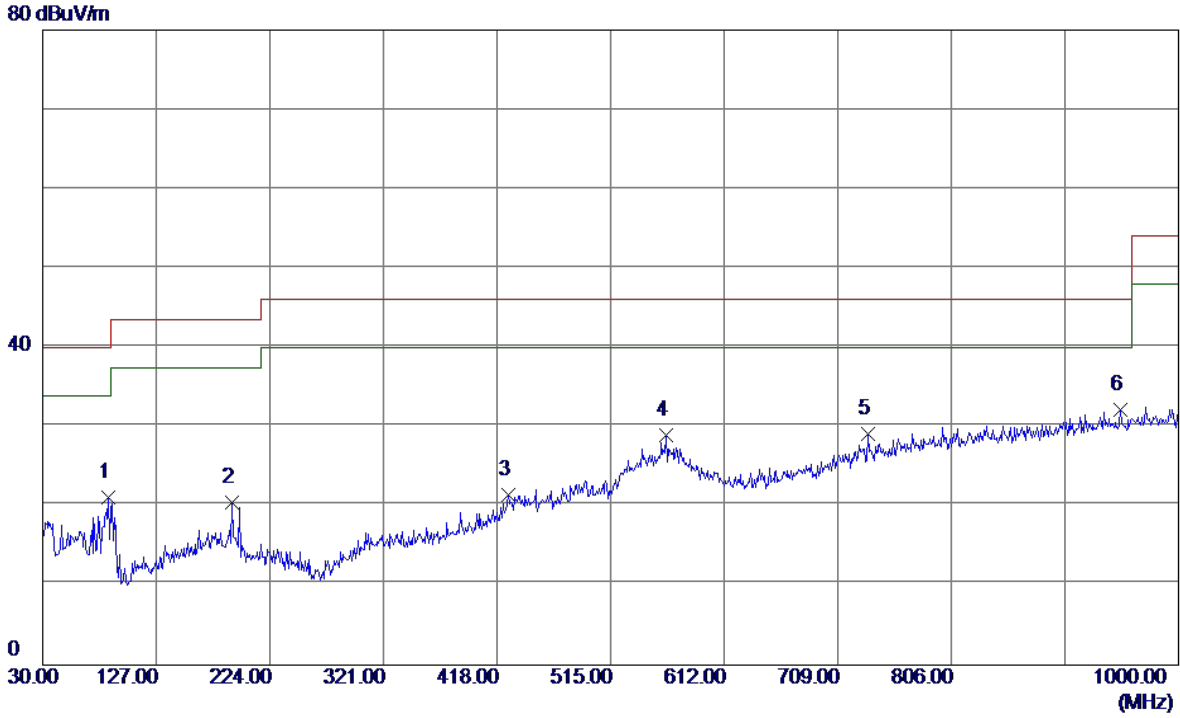
Horizontal



No.	Freq. MHz	Reading Level dBuV/m	Correct Factor dB	Measure ment dBuV/m	Limit dBuV/m	Margin dB	Detector	Comment
1	192.9600	38.31	-13.11	25.20	43.50	-18.30	Peak	
2	342.3400	34.56	-12.09	22.47	46.00	-23.53	Peak	
3	427.7000	36.04	-10.57	25.47	46.00	-20.53	Peak	
4	546.0400	33.93	-7.79	26.14	46.00	-19.86	Peak	
5	674.0800	31.05	-4.74	26.31	46.00	-19.69	Peak	
6 *	875.8400	31.17	0.53	31.70	46.00	-14.30	Peak	

Test Mode: UNII-1/TX A Mode 5240MHz (Adapter: PHITEK)

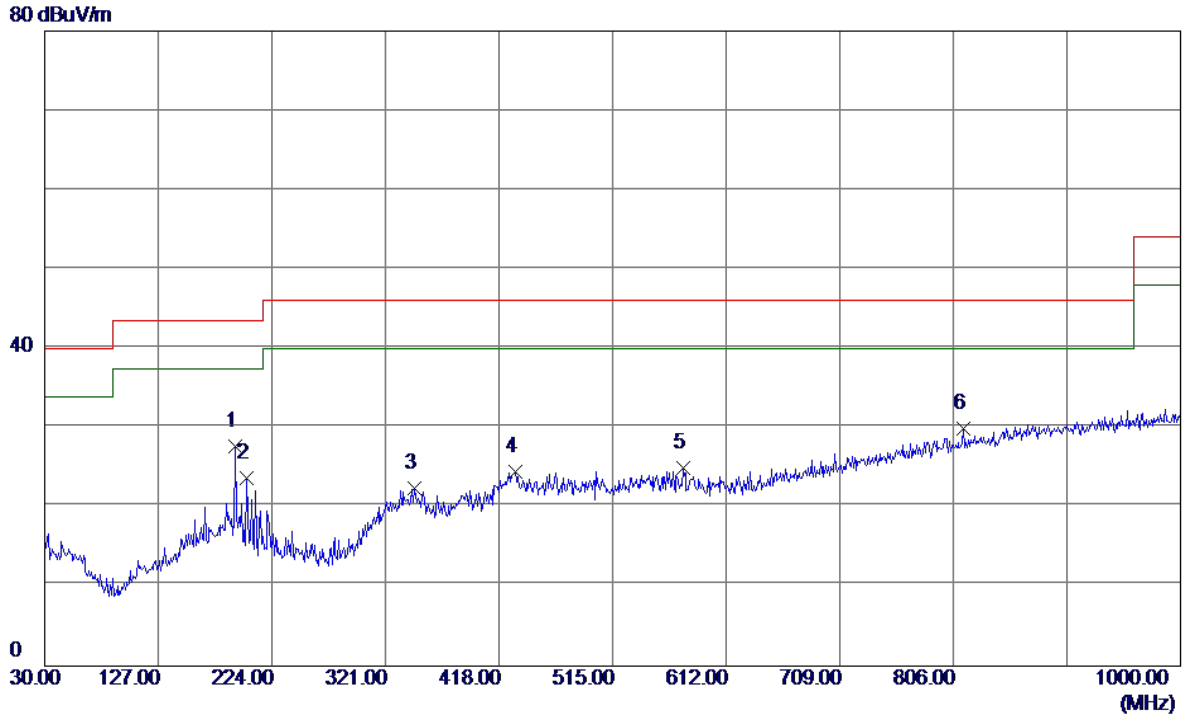
Vertical



No.	Freq. MHz	Reading Level dBuV/m	Correct Factor dB	Measure ment dBuV/m	Limit dBuV/m	Margin dB	Detector	Comment
1	86.2600	39.51	-18.46	21.05	40.00	-18.95	Peak	
2	191.9900	33.53	-13.03	20.50	43.50	-23.00	Peak	
3	427.7000	31.99	-10.57	21.42	46.00	-24.58	Peak	
4	562.5300	36.39	-7.39	29.00	46.00	-17.00	Peak	
5	735.1900	32.01	-2.89	29.12	46.00	-16.88	Peak	
6 *	950.5300	30.10	2.01	32.11	46.00	-13.89	Peak	

Test Mode: UNII-1/TX A Mode 5240MHz (Adapter: PHITEK)

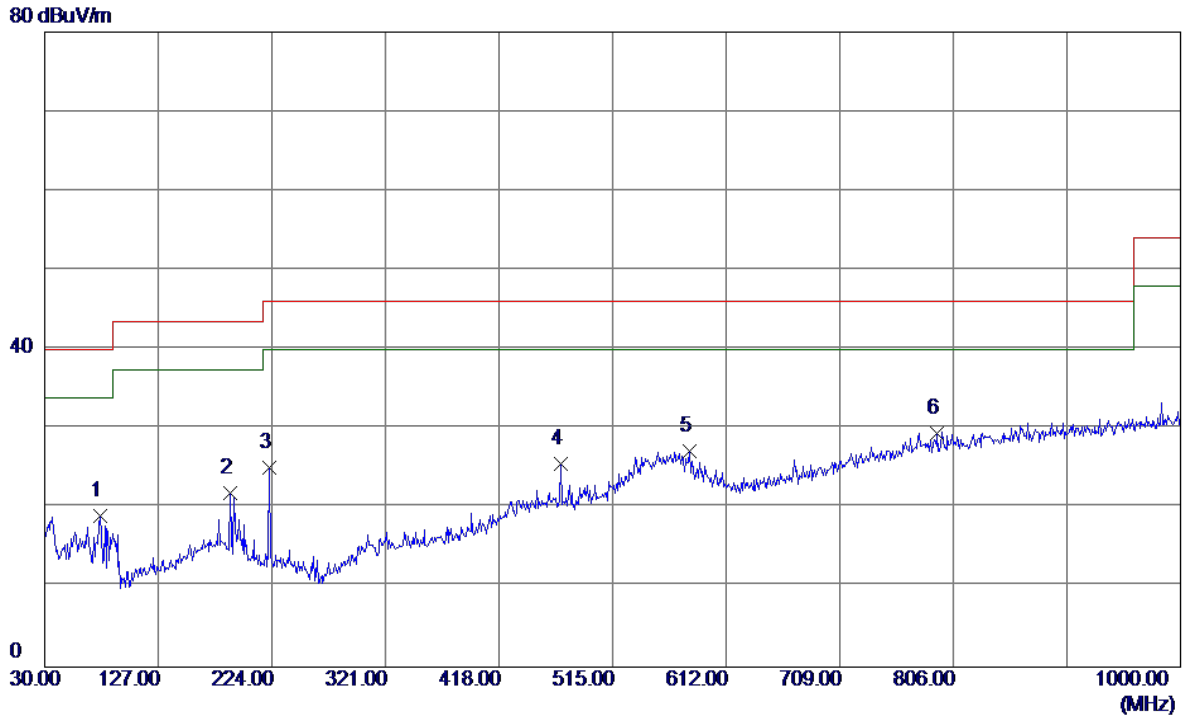
Horizontal



No.	Freq. MHz	Reading Level dBuV/m	Correct Factor dB	Measure ment dBuV/m	Limit dBuV/m	Margin dB	Detector	Comment
1 *	192.9600	40.76	-13.11	27.65	43.50	-15.85	Peak	
2	202.6600	37.44	-13.81	23.63	43.50	-19.87	Peak	
3	346.2200	34.47	-12.02	22.45	46.00	-23.55	Peak	
4	431.5800	34.91	-10.46	24.45	46.00	-21.55	Peak	
5	575.1400	31.99	-7.06	24.93	46.00	-21.07	Peak	
6	814.7300	30.93	-0.96	29.97	46.00	-16.03	Peak	

Test Mode: UNII-2A/TX A Mode 5260MHz (Adapter: PHITEK)

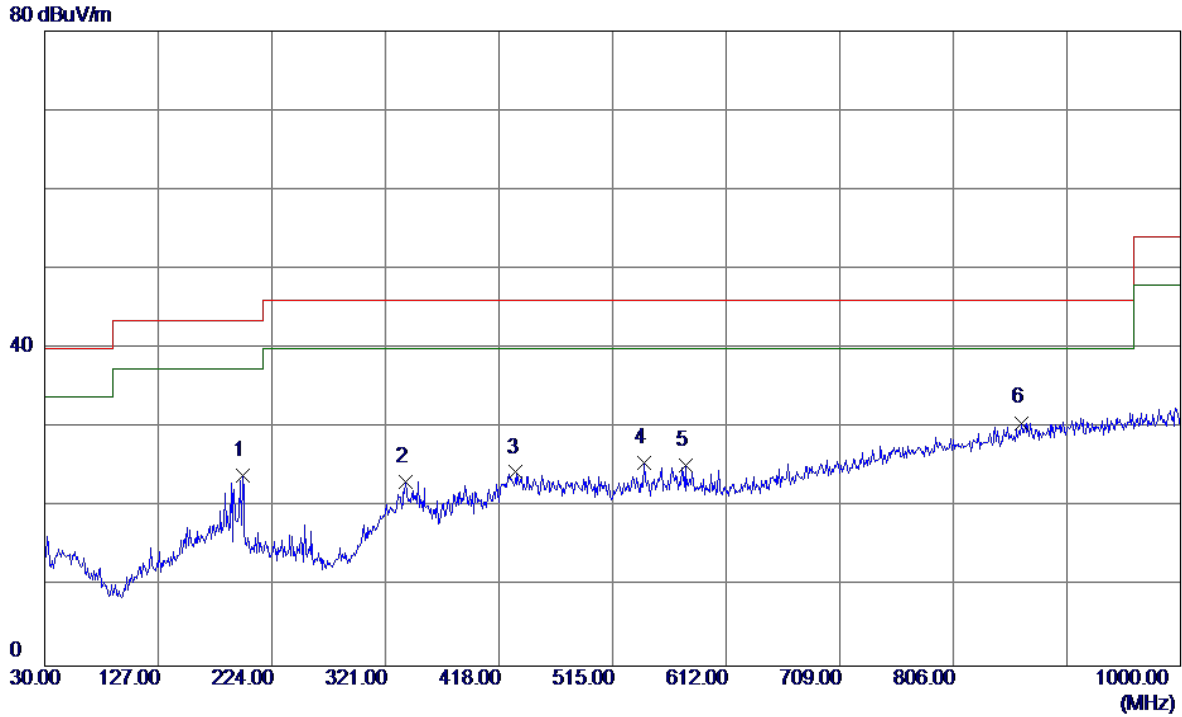
Vertical



No.	Freq. MHz	Reading Level dBuV/m	Correct Factor dB	Measure ment dBuV/m	Limit dBuV/m	Margin dB	Detector	Comment
1	77.5300	36.69	-17.67	19.02	40.00	-20.98	Peak	
2	188.1100	34.61	-12.69	21.92	43.50	-21.58	Peak	
3	222.0600	39.13	-13.95	25.18	46.00	-20.82	Peak	
4	470.3800	35.04	-9.44	25.60	46.00	-20.40	Peak	
5	580.9600	34.04	-6.91	27.13	46.00	-18.87	Peak	
6 *	792.4200	30.96	-1.52	29.44	46.00	-16.56	Peak	

Test Mode: UNII-2A/TX A Mode 5260MHz (Adapter: PHITEK)

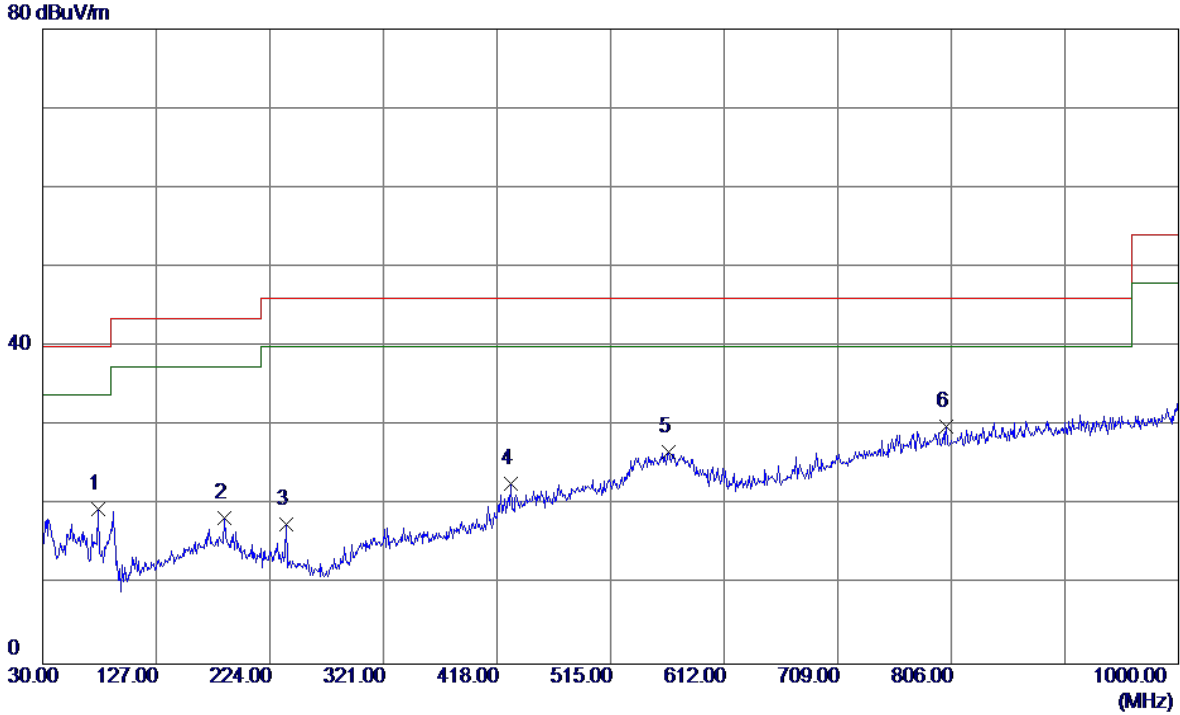
Horizontal



No.	Freq. MHz	Reading Level dBuV/m	Correct Factor dB	Measure ment dBuV/m	Limit dBuV/m	Margin dB	Detector	Comment
1	198.7800	37.65	-13.64	24.01	43.50	-19.49	Peak	
2	338.4600	35.30	-12.16	23.14	46.00	-22.86	Peak	
3	432.5500	34.84	-10.44	24.40	46.00	-21.60	Peak	
4	542.1599	33.50	-7.87	25.63	46.00	-20.37	Peak	
5	577.0800	32.22	-7.01	25.21	46.00	-20.79	Peak	
6 *	864.2000	30.35	0.29	30.64	46.00	-15.36	Peak	

Test Mode: UNII-2A/TX A Mode 5320MHz (Adapter: PHITEK)

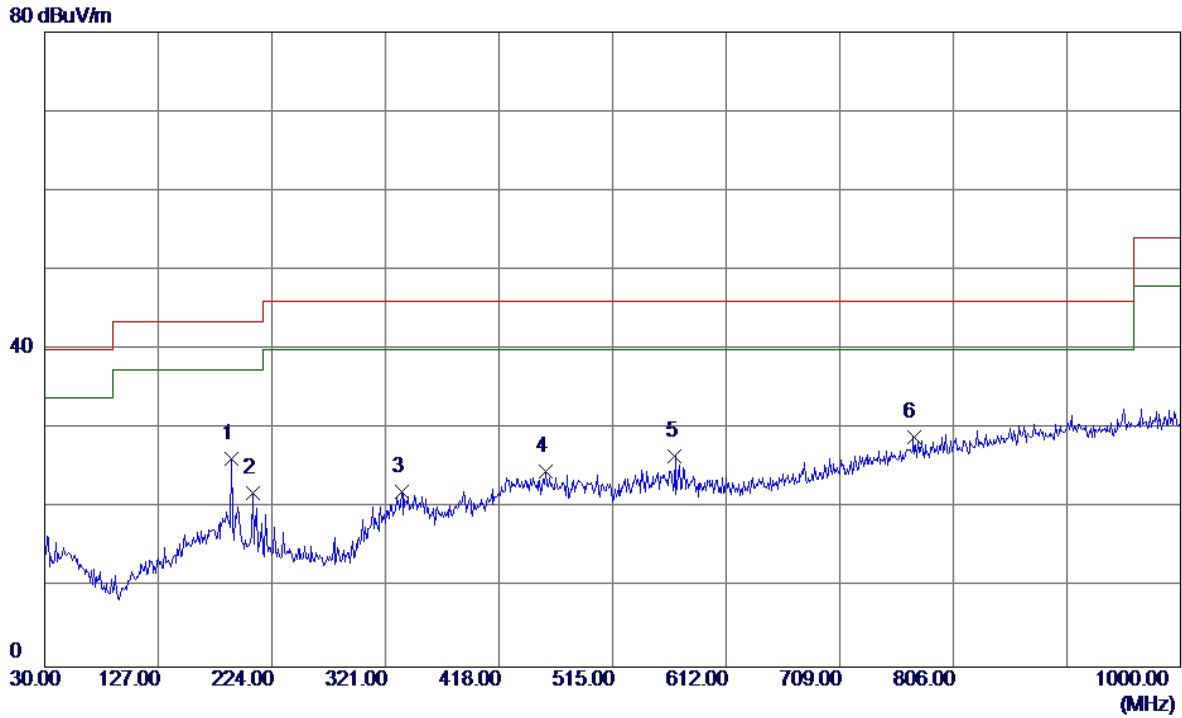
Vertical



No.	Freq. MHz	Reading Level dBuV/m	Correct Factor dB	Measure ment dBuV/m	Limit dBuV/m	Margin dB	Detector	Comment
1	77.5300	37.22	-17.67	19.55	40.00	-20.45	Peak	
2	185.2000	30.91	-12.46	18.45	43.50	-25.05	Peak	
3	237.5800	31.92	-14.30	17.62	46.00	-28.38	Peak	
4	429.6400	33.17	-10.52	22.65	46.00	-23.35	Peak	
5	564.4699	34.01	-7.34	26.67	46.00	-19.33	Peak	
6 *	802.1200	31.25	-1.30	29.95	46.00	-16.05	Peak	

Test Mode: UNII-2A/TX A Mode 5320MHz (Adapter: PHITEK)

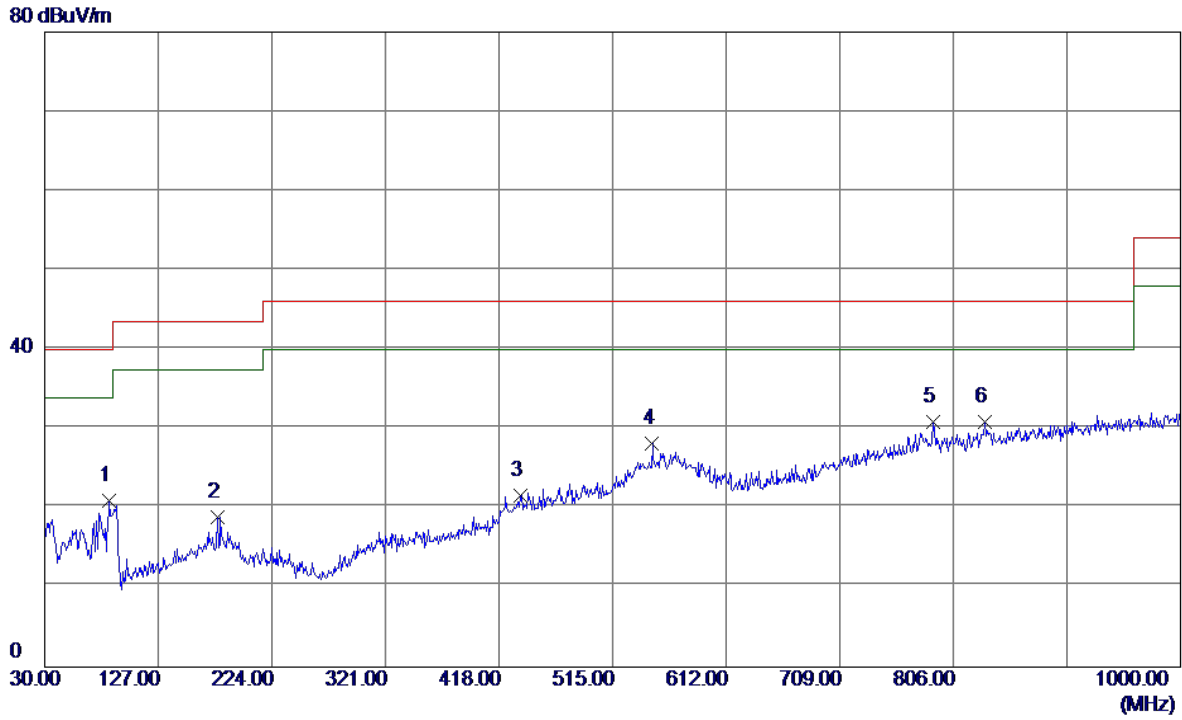
Horizontal



No.	Freq. MHz	Reading Level dBuV/m	Correct Factor dB	Measure ment dBuV/m	Limit dBuV/m	Margin dB	Detector	Comment
1	189.0800	38.99	-12.77	26.22	43.50	-17.28	Peak	
2	207.5100	35.84	-13.92	21.92	43.50	-21.58	Peak	
3	334.5799	34.29	-12.22	22.07	46.00	-23.93	Peak	
4	457.7700	34.32	-9.75	24.57	46.00	-21.43	Peak	
5	568.3500	33.81	-7.24	26.57	46.00	-19.43	Peak	
6 *	772.0500	30.88	-1.97	28.91	46.00	-17.09	Peak	

Test Mode: UNII-2C/TX A Mode 5500MHz (Adapter: PHITEK)

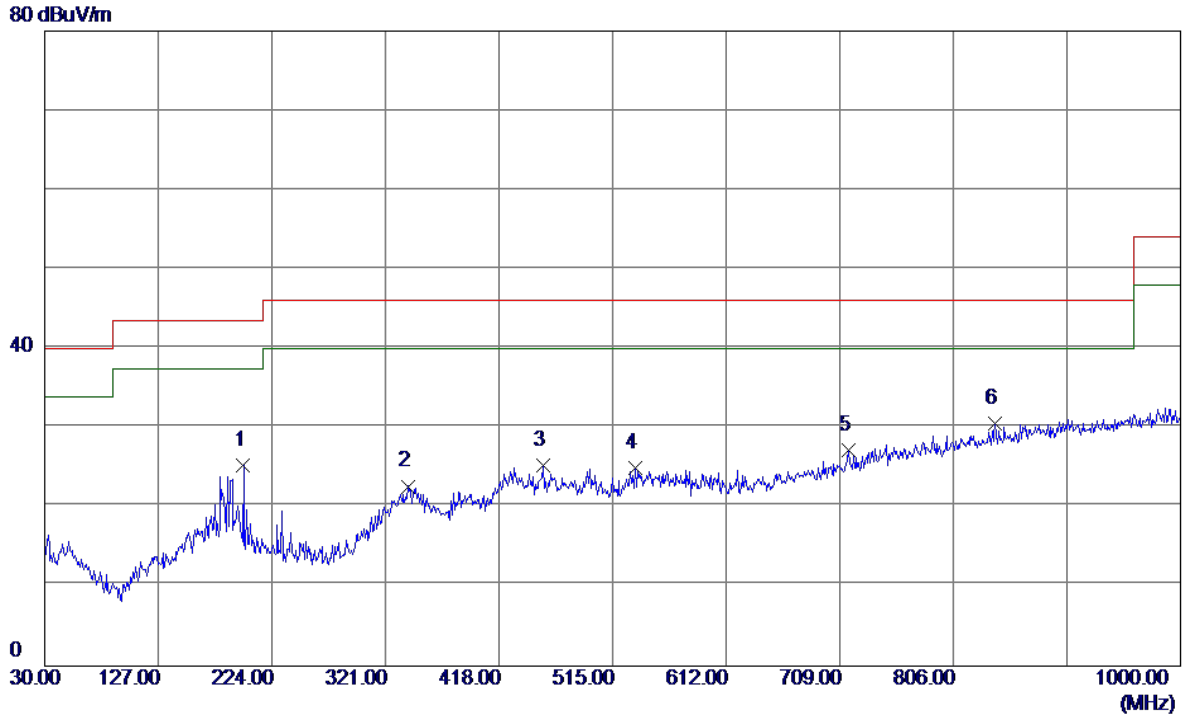
Vertical



No.	Freq. MHz	Reading Level dBuV/m	Correct Factor dB	Measure ment dBuV/m	Limit dBuV/m	Margin dB	Detector	Comment
1	85.2900	39.42	-18.41	21.01	40.00	-18.99	Peak	
2	177.4400	31.05	-12.12	18.93	43.50	-24.57	Peak	
3	436.4300	32.00	-10.33	21.67	46.00	-24.33	Peak	
4	548.9500	35.95	-7.74	28.21	46.00	-17.79	Peak	
5	788.5400	32.47	-1.61	30.86	46.00	-15.14	Peak	
6 *	833.1599	31.33	-0.46	30.87	46.00	-15.13	Peak	

Test Mode: UNII-2C/TX A Mode 5500MHz (Adapter: PHITEK)

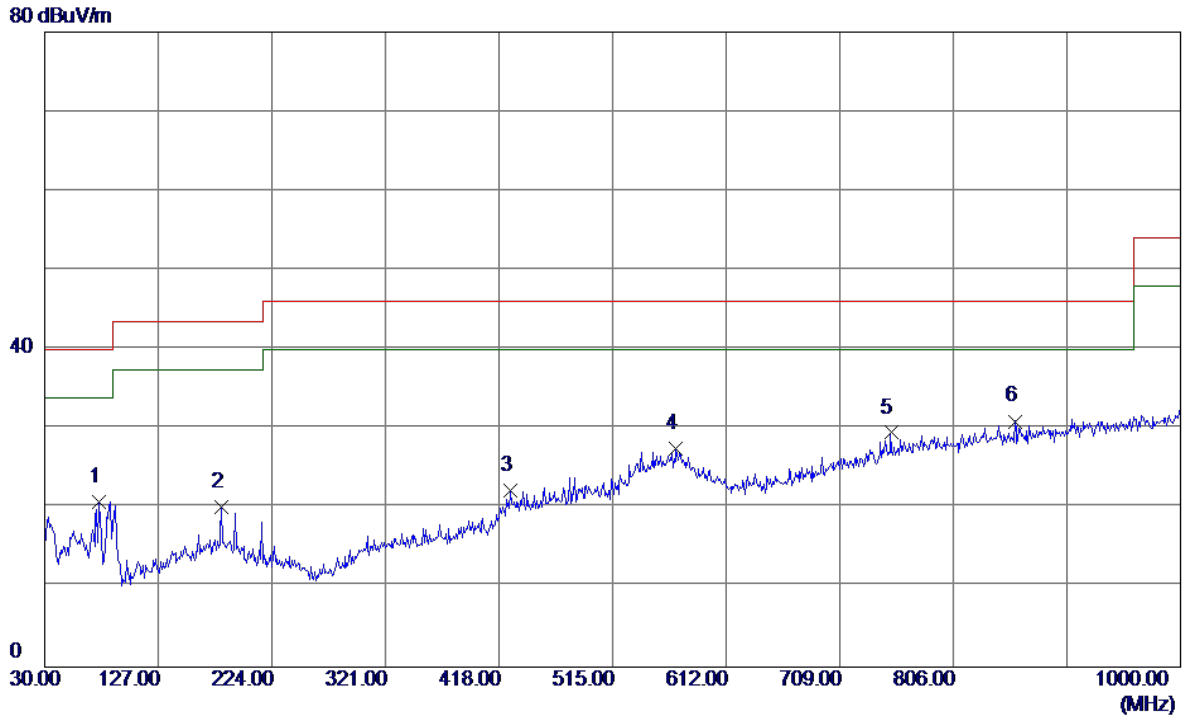
Horizontal



No.	Freq. MHz	Reading Level dBuV/m	Correct Factor dB	Measure ment dBuV/m	Limit dBuV/m	Margin dB	Detector	Comment
1	199.7500	38.99	-13.73	25.26	43.50	-18.24	Peak	
2	340.4000	34.76	-12.12	22.64	46.00	-23.36	Peak	
3	455.8300	35.09	-9.80	25.29	46.00	-20.71	Peak	
4	534.4000	32.97	-8.03	24.94	46.00	-21.06	Peak	
5	716.7600	30.70	-3.44	27.26	46.00	-18.74	Peak	
6 *	841.8900	30.79	-0.22	30.57	46.00	-15.43	Peak	

Test Mode: UNII-2C/TX A Mode 5700MHz (Adapter: PHITEK)

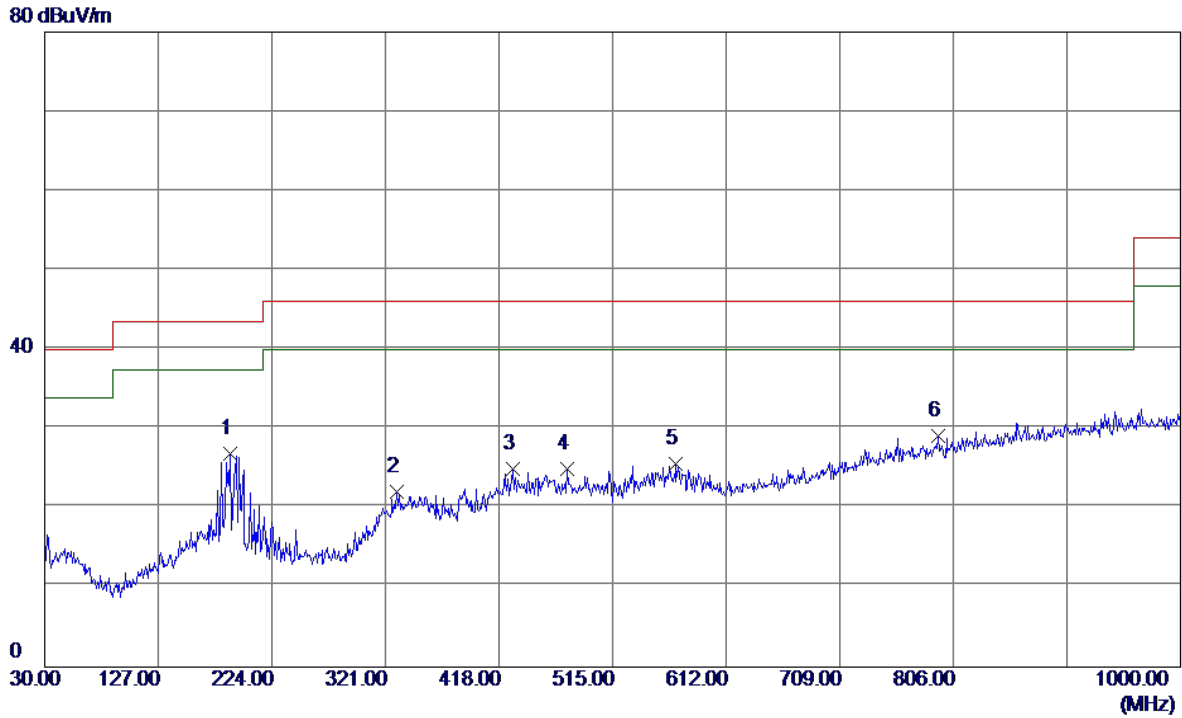
Vertical



No.	Freq. MHz	Reading Level dBuV/m	Correct Factor dB	Measure ment dBuV/m	Limit dBuV/m	Margin dB	Detector	Comment
1	76.5600	38.26	-17.44	20.82	40.00	-19.18	Peak	
2	181.3200	32.36	-12.15	20.21	43.50	-23.29	Peak	
3	427.7000	32.86	-10.57	22.29	46.00	-23.71	Peak	
4	569.3200	34.76	-7.21	27.55	46.00	-18.45	Peak	
5	752.6500	31.91	-2.39	29.52	46.00	-16.48	Peak	
6 *	858.3800	30.79	0.17	30.96	46.00	-15.04	Peak	

Test Mode: UNII-2C/TX A Mode 5700MHz (Adapter: PHITEK)

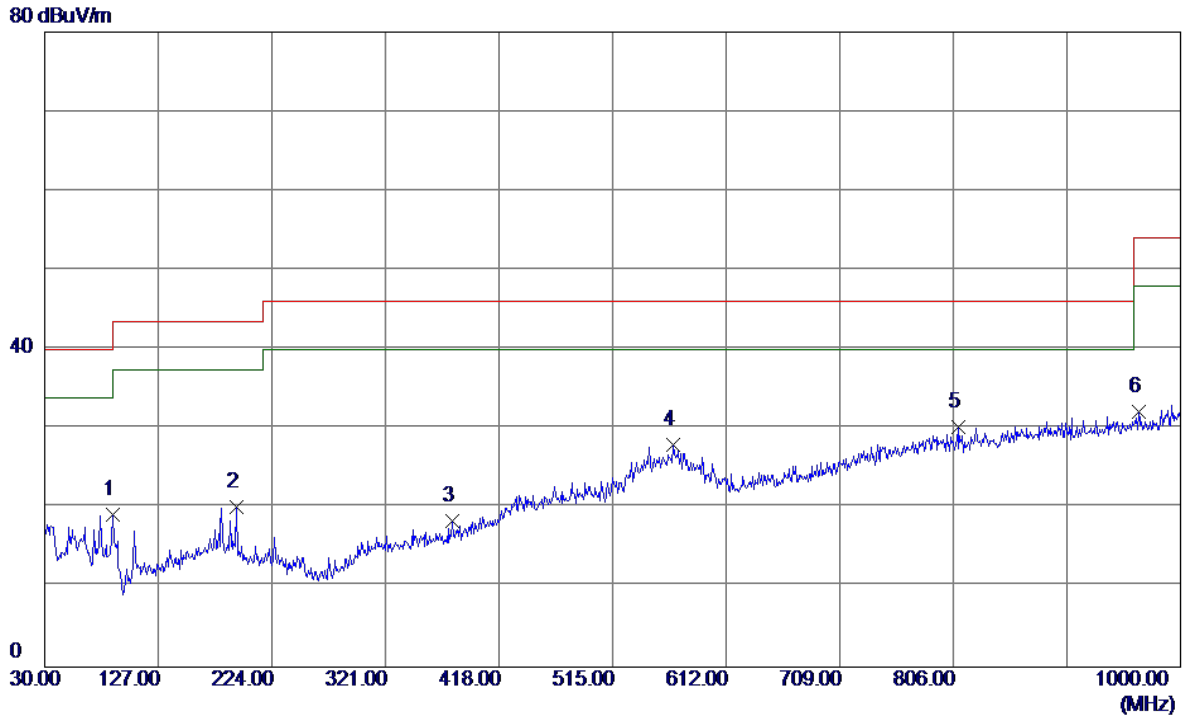
Horizontal



No.	Freq. MHz	Reading Level dBuV/m	Correct Factor dB	Measure ment dBuV/m	Limit dBuV/m	Margin dB	Detector	Comment
1 *	188.1100	39.61	-12.69	26.92	43.50	-16.58	Peak	
2	330.7000	34.32	-12.29	22.03	46.00	-23.97	Peak	
3	429.6400	35.47	-10.52	24.95	46.00	-21.05	Peak	
4	476.2000	34.27	-9.30	24.97	46.00	-21.03	Peak	
5	569.3200	32.87	-7.21	25.66	46.00	-20.34	Peak	
6	793.3900	30.69	-1.50	29.19	46.00	-16.81	Peak	

Test Mode: UNII-3/TX A Mode 5745MHz (Adapter: PHITEK)

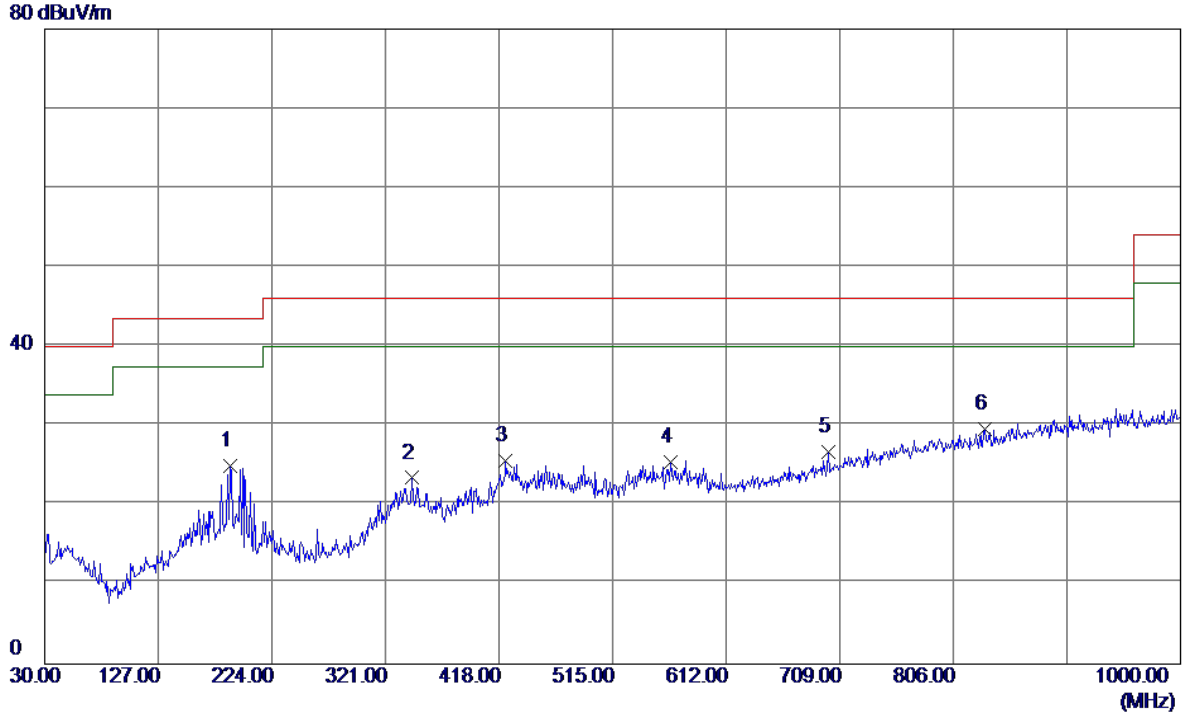
Vertical



No.	Freq. MHz	Reading Level dBuV/m	Correct Factor dB	Measure ment dBuV/m	Limit dBuV/m	Margin dB	Detector	Comment
1	88.2000	37.76	-18.56	19.20	43.50	-24.30	Peak	
2	193.9299	33.29	-13.20	20.09	43.50	-23.41	Peak	
3	378.2300	30.06	-11.62	18.44	46.00	-27.56	Peak	
4	566.4099	35.23	-7.29	27.94	46.00	-18.06	Peak	
5 *	809.8800	31.29	-1.09	30.20	46.00	-15.80	Peak	
6	964.1100	29.87	2.27	32.14	54.00	-21.86	Peak	

Test Mode: UNII-3/TX A Mode 5745MHz (Adapter: PHITEK)

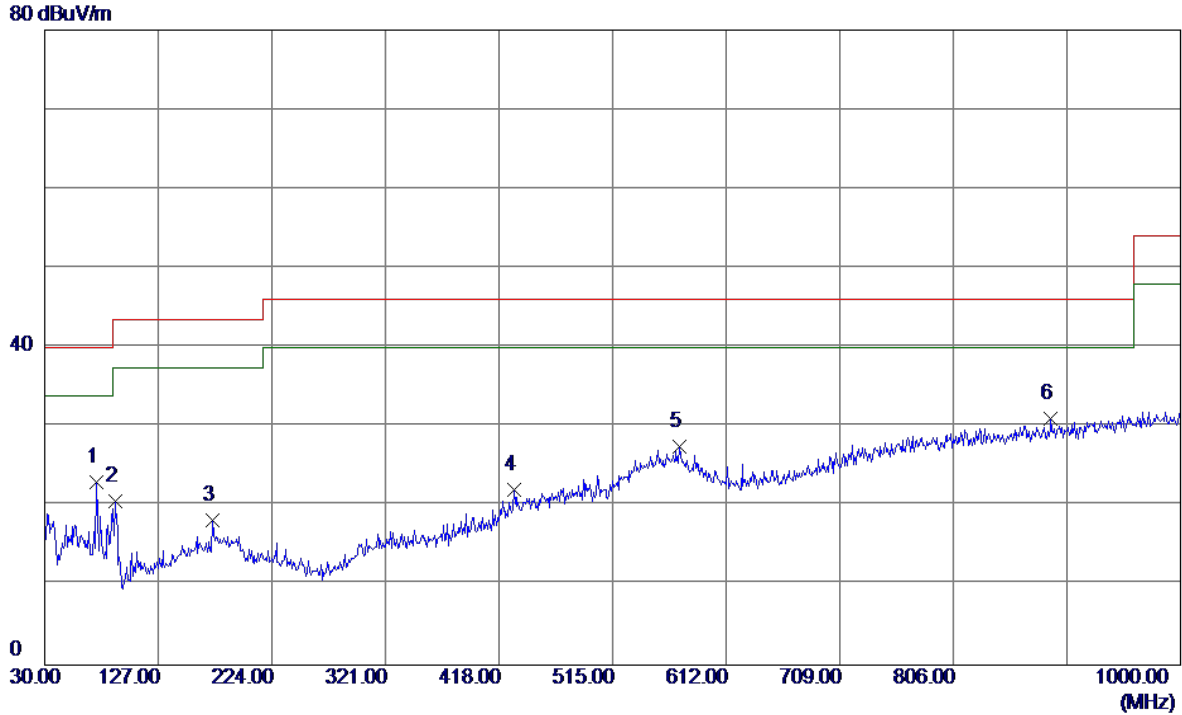
Horizontal



No.	Freq. MHz	Reading Level dBuV/m	Correct Factor dB	Measure ment dBuV/m	Limit dBuV/m	Margin dB	Detector	Comment
1	188.1100	37.64	-12.69	24.95	43.50	-18.55	Peak	
2	343.3100	35.51	-12.07	23.44	46.00	-22.56	Peak	
3	423.8200	36.26	-10.68	25.58	46.00	-20.42	Peak	
4	564.4699	32.77	-7.34	25.43	46.00	-20.57	Peak	
5	699.3000	30.70	-3.96	26.74	46.00	-19.26	Peak	
6 *	833.1599	30.10	-0.46	29.64	46.00	-16.36	Peak	

Test Mode: UNII-3/TX A Mode 5825MHz (Adapter: PHITEK)

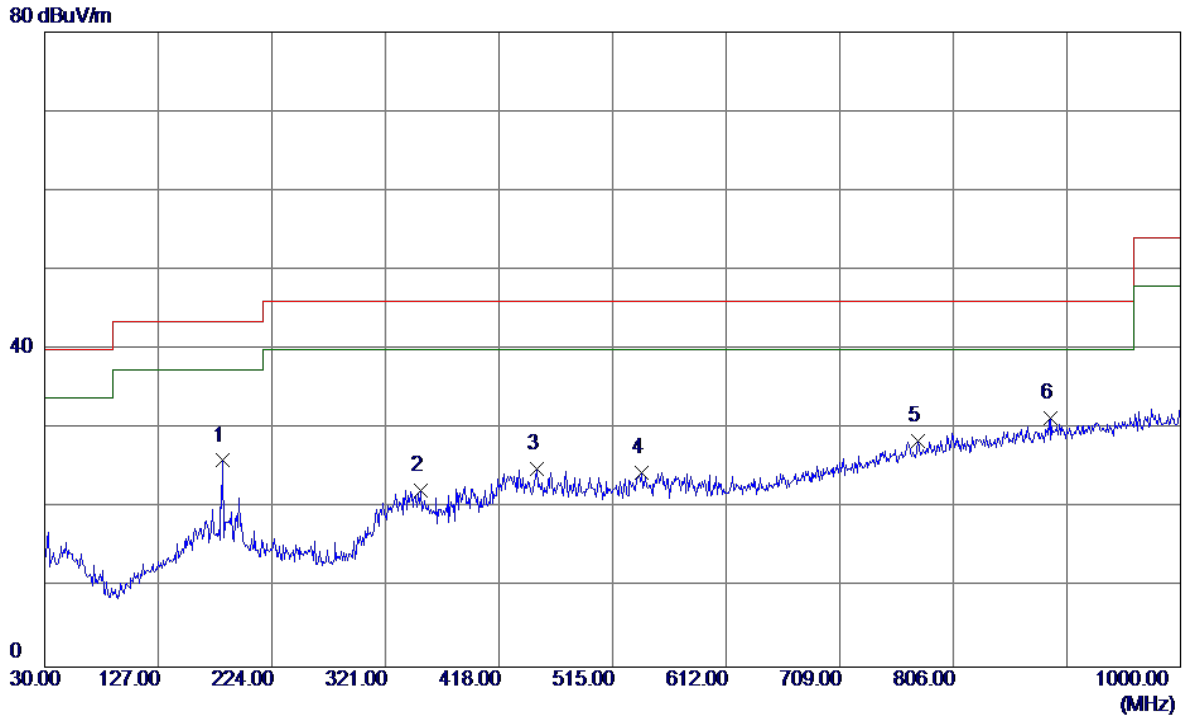
Vertical



No.	Freq. MHz	Reading Level dBuV/m	Correct Factor dB	Measure ment dBuV/m	Limit dBuV/m	Margin dB	Detector	Comment
1	74.6200	40.03	-17.04	22.99	40.00	-17.01	Peak	
2	90.1400	39.31	-18.66	20.65	43.50	-22.85	Peak	
3	173.5600	30.50	-12.23	18.27	43.50	-25.23	Peak	
4	430.6100	32.54	-10.49	22.05	46.00	-23.95	Peak	
5	572.2300	34.71	-7.14	27.57	46.00	-18.43	Peak	
6 *	889.4200	30.25	0.81	31.06	46.00	-14.94	Peak	

Test Mode: UNII-3/TX A Mode 5825MHz (Adapter: PHITEK)

Horizontal



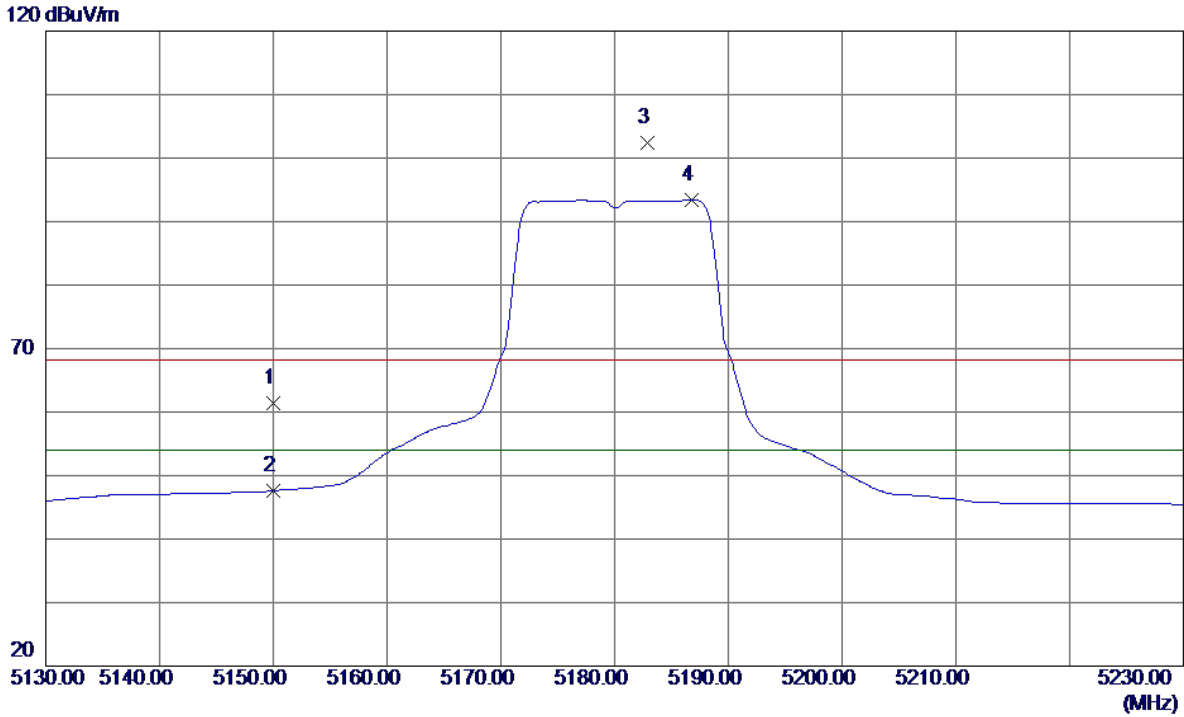
No.	Freq. MHz	Reading Level dBuV/m	Correct Factor dB	Measure ment dBuV/m	Limit dBuV/m	Margin dB	Detector	Comment
1	182.2899	38.22	-12.22	26.00	43.50	-17.50	Peak	
2	351.0700	34.23	-11.94	22.29	46.00	-23.71	Peak	
3	450.0100	34.96	-9.94	25.02	46.00	-20.98	Peak	
4	540.2199	32.36	-7.91	24.45	46.00	-21.55	Peak	
5	775.9300	30.37	-1.88	28.49	46.00	-17.51	Peak	
6 *	889.4200	30.52	0.81	31.33	46.00	-14.67	Peak	

APPENDIX D - RADIATED EMISSION (ABOVE 1000MHZ)

ANT 1

Orthogonal Axis:	X
Test Mode:	UNII-1/ TX A Mode 5180MHz

Vertical

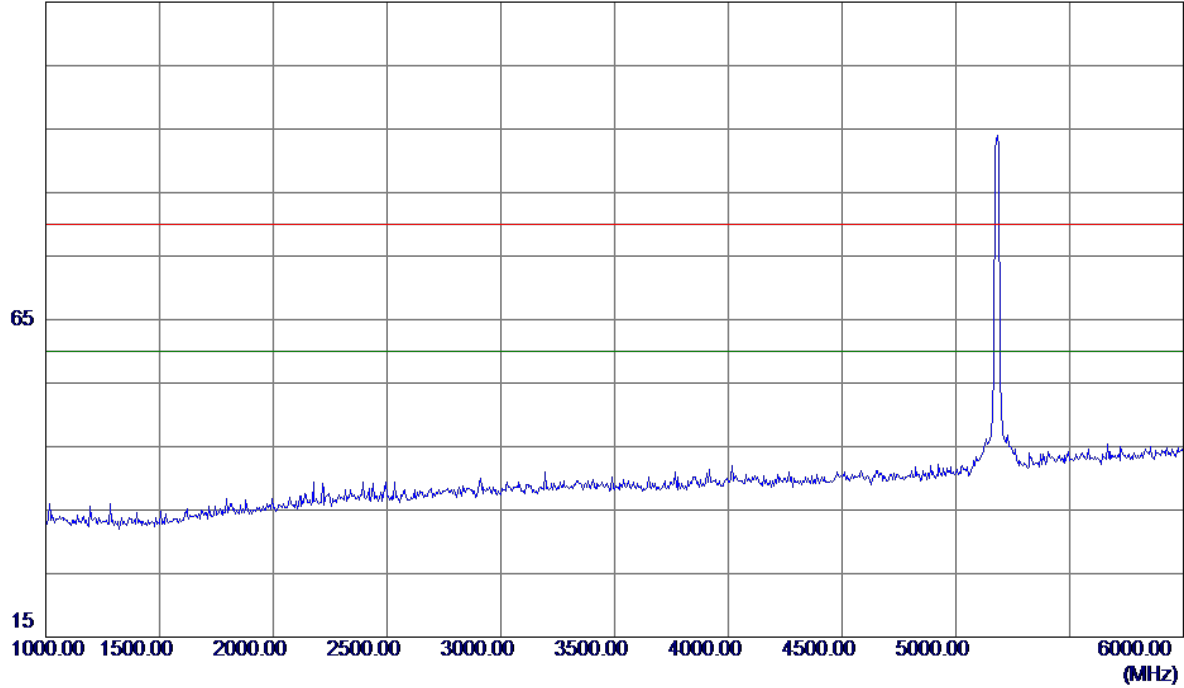


No.	Freq. MHz	Reading Level dBuV/m	Correct Factor dB	Measure ment dBuV/m	Limit dBuV/m	Margin dB	Detector	Comment
1	5150.0000	20.22	41.10	61.32	68.30	-6.98	Peak	
2	5150.0000	6.50	41.10	47.60	54.00	-6.40	AVG	
3	5182.9000	61.15	41.27	102.42	68.30	34.12	Peak	No Limit
4 *	5186.8000	52.10	41.29	93.39	54.00	39.39	AVG	No Limit

Orthogonal Axis:	X
Test Mode:	UNII-1/ TX A Mode 5180MHz

Vertical

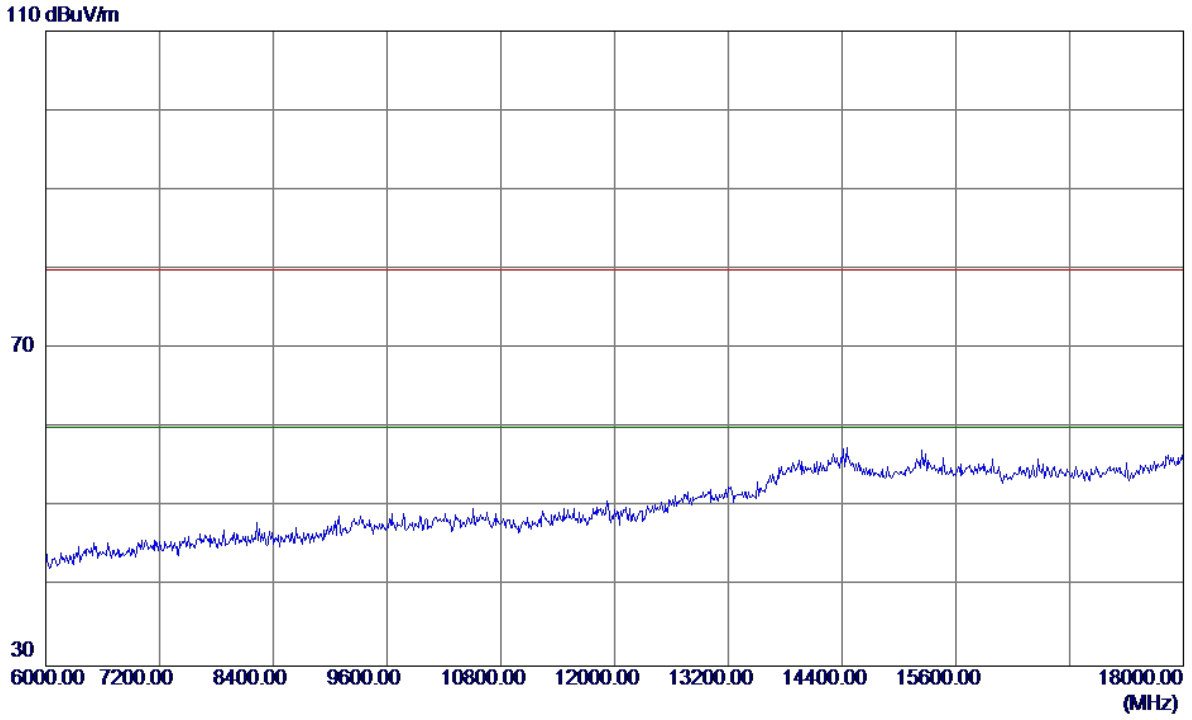
115 dBuV/m



No.	Freq. MHz	Reading Level dBuV/m	Correct Factor dB	Measure ment dBuV/m	Limit dBuV/m	Margin dB	Detector	Comment
-----	--------------	----------------------------	-------------------------	---------------------------	-----------------	--------------	----------	---------

Orthogonal Axis:	X
Test Mode:	UNII-1/ TX A Mode 5180MHz

Vertical

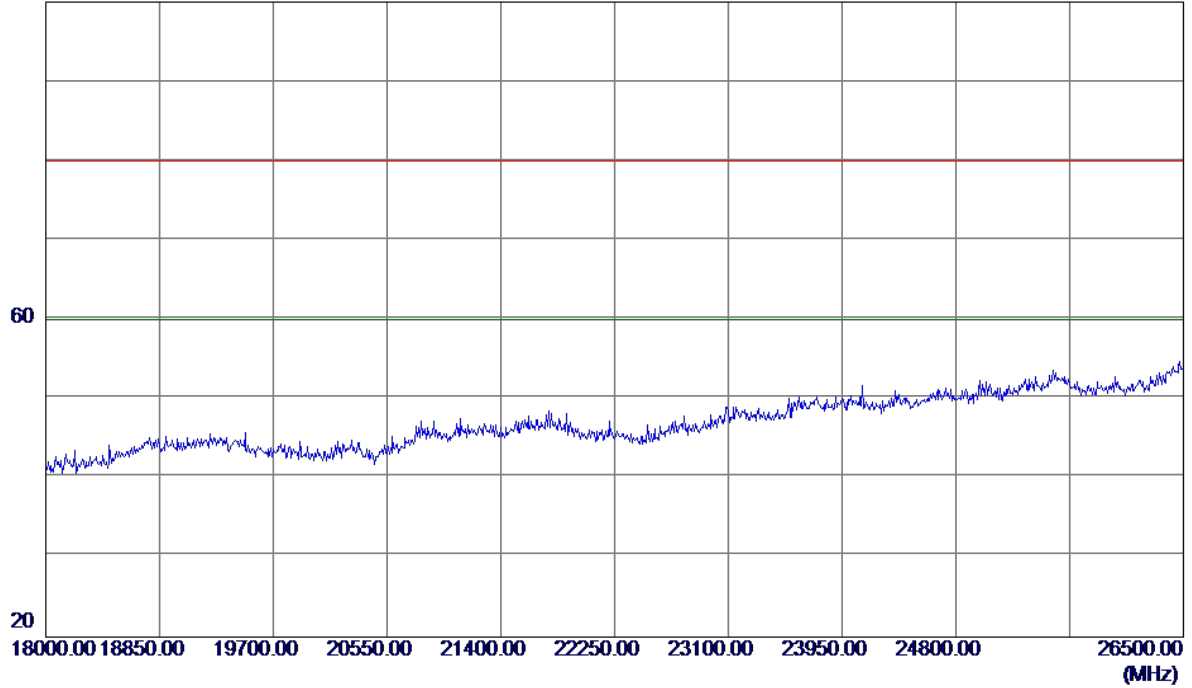


No.	Freq. MHz	Reading Level dBuV/m	Correct Factor dB	Measure ment dBuV/m	Limit dBuV/m	Margin dB	Detector	Comment
-----	--------------	----------------------------	-------------------------	---------------------------	-----------------	--------------	----------	---------

Orthogonal Axis:	X
Test Mode:	UNII-1/ TX A Mode 5180MHz

Vertical

100 dBuV/m

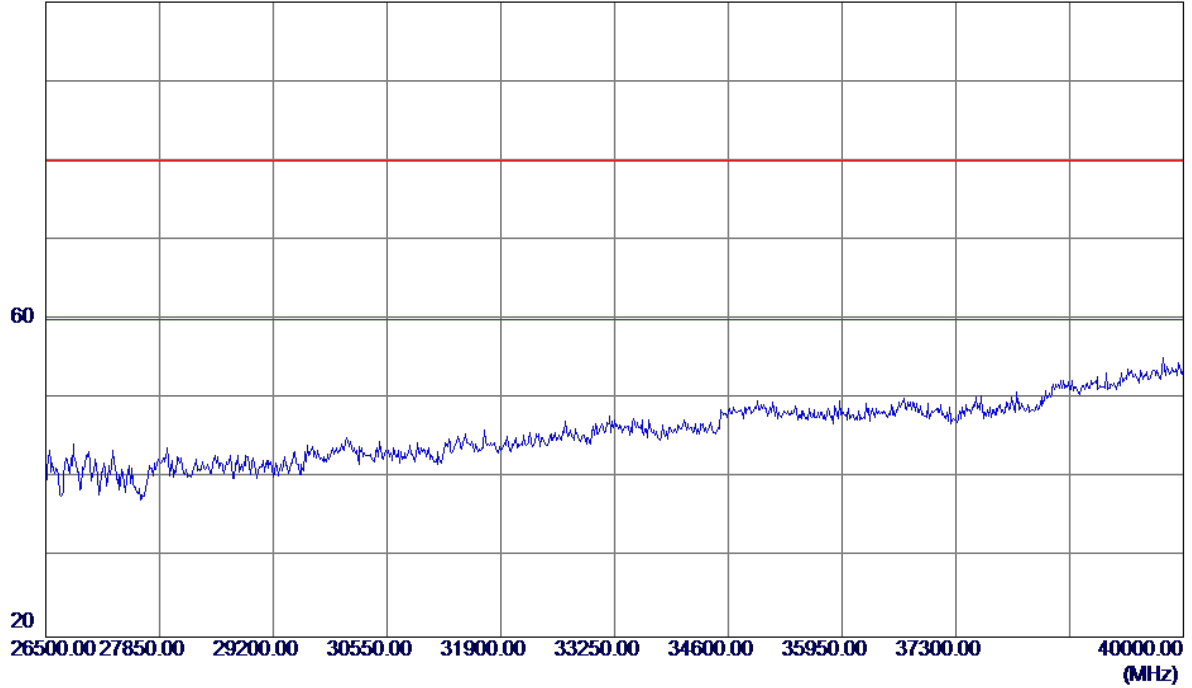


No.	Freq. MHz	Reading Level dBuV/m	Correct Factor dB	Measure ment dBuV/m	Limit dBuV/m	Margin dB	Detector	Comment

Orthogonal Axis:	X
Test Mode:	UNII-1/ TX A Mode 5180MHz

Vertical

100 dBuV/m

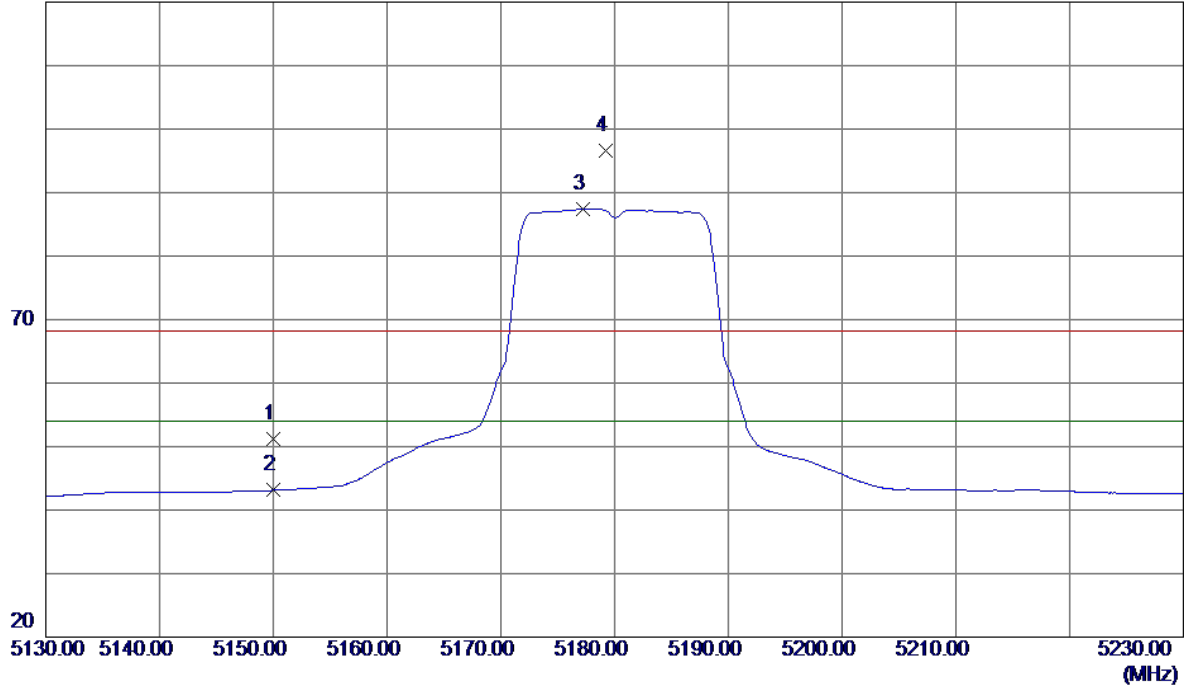


No.	Freq. MHz	Reading Level dBuV/m	Correct Factor dB	Measure ment dBuV/m	Limit dBuV/m	Margin dB	Detector	Comment

Orthogonal Axis:	X
Test Mode:	UNII-1/ TX A Mode 5180MHz

Horizontal

120 dBuV/m

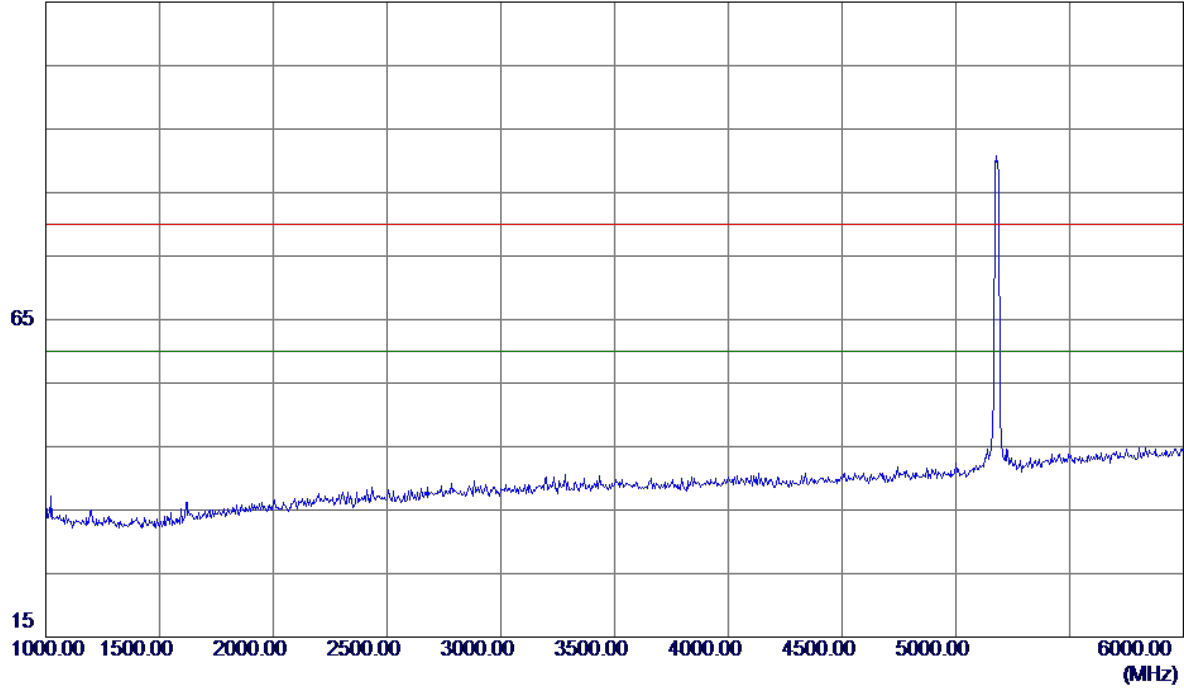


No.	Freq. MHz	Reading Level dBuV/m	Correct Factor dB	Measure ment dBuV/m	Limit dBuV/m	Margin dB	Detector	Comment
1	5150.0000	10.12	41.10	51.22	68.30	-17.08	Peak	
2	5150.0000	2.02	41.10	43.12	54.00	-10.88	AVG	
3 *	5177.2000	46.11	41.24	87.35	54.00	33.35	AVG	No Limit
4	5179.2000	55.37	41.25	96.62	68.30	28.32	Peak	No Limit

Orthogonal Axis:	X
Test Mode:	UNII-1/ TX A Mode 5180MHz

Horizontal

115 dBuV/m

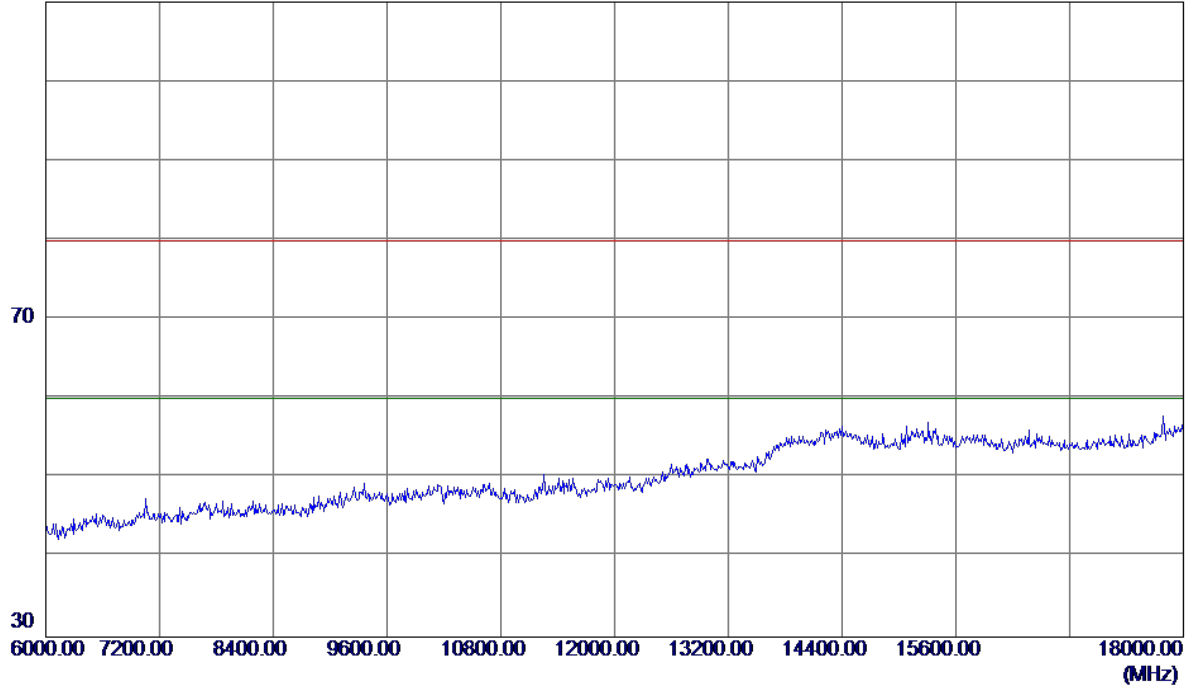


No.	Freq. MHz	Reading Level dBuV/m	Correct Factor dB	Measure ment dBuV/m	Limit dBuV/m	Margin dB	Detector	Comment
-----	--------------	----------------------------	-------------------------	---------------------------	-----------------	--------------	----------	---------

Orthogonal Axis:	X
Test Mode:	UNII-1/ TX A Mode 5180MHz

Horizontal

110 dBuV/m

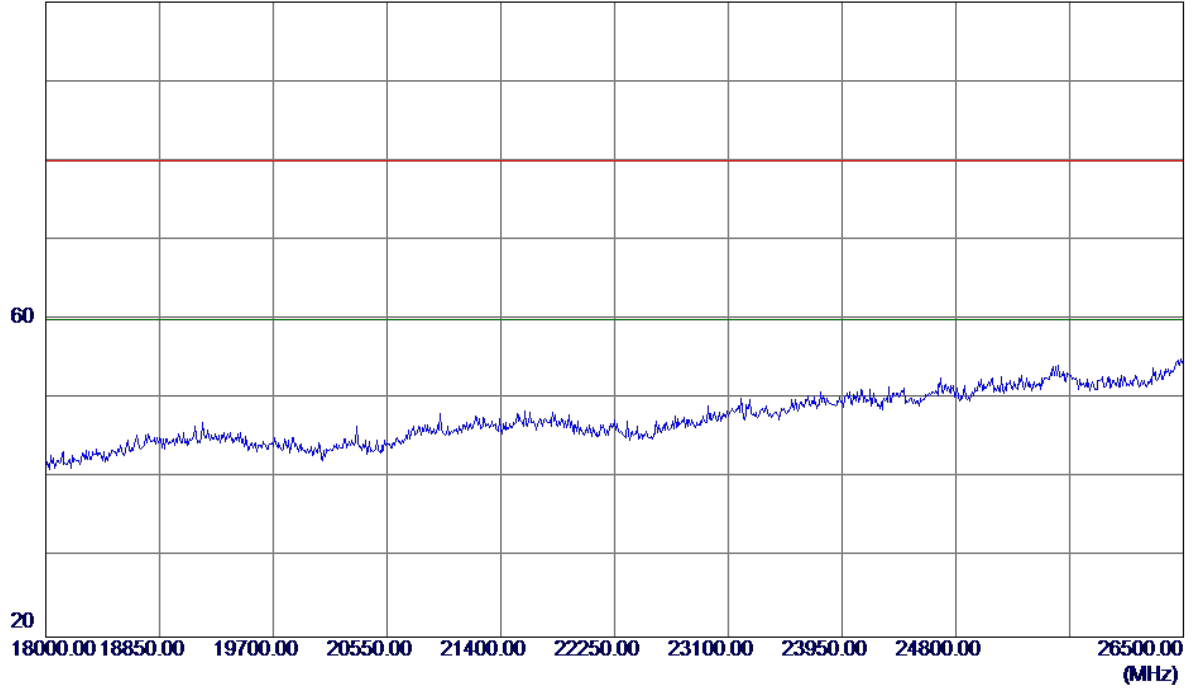


No.	Freq. MHz	Reading Level dBuV/m	Correct Factor dB	Measure ment dBuV/m	Limit dBuV/m	Margin dB	Detector	Comment

Orthogonal Axis:	X
Test Mode:	UNII-1/ TX A Mode 5180MHz

Horizontal

100 dBuV/m

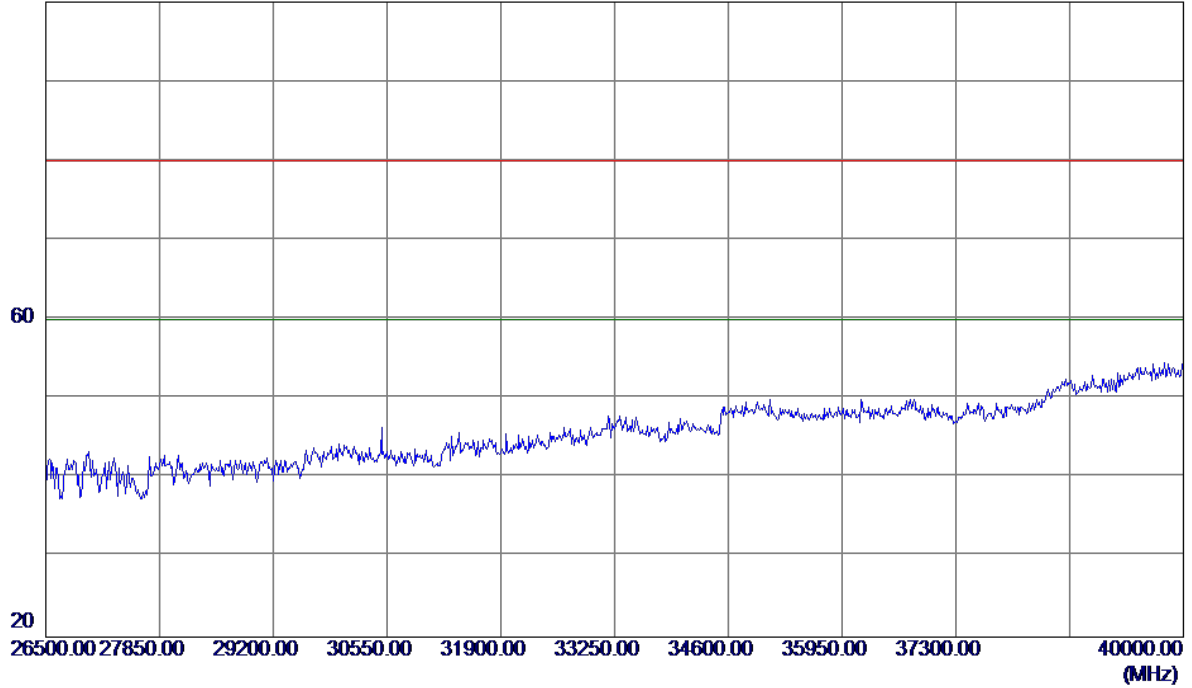


No.	Freq. MHz	Reading Level dBuV/m	Correct Factor dB	Measure ment dBuV/m	Limit dBuV/m	Margin dB	Detector	Comment

Orthogonal Axis:	X
Test Mode:	UNII-1/ TX A Mode 5180MHz

Horizontal

100 dBuV/m



No.	Freq. MHz	Reading Level dBuV/m	Correct Factor dB	Measure ment dBuV/m	Limit dBuV/m	Margin dB	Detector	Comment
-----	--------------	----------------------------	-------------------------	---------------------------	-----------------	--------------	----------	---------

Orthogonal Axis:	X
Test Mode:	UNII-1/ TX A Mode 5240MHz

Vertical

120 dBuV/m

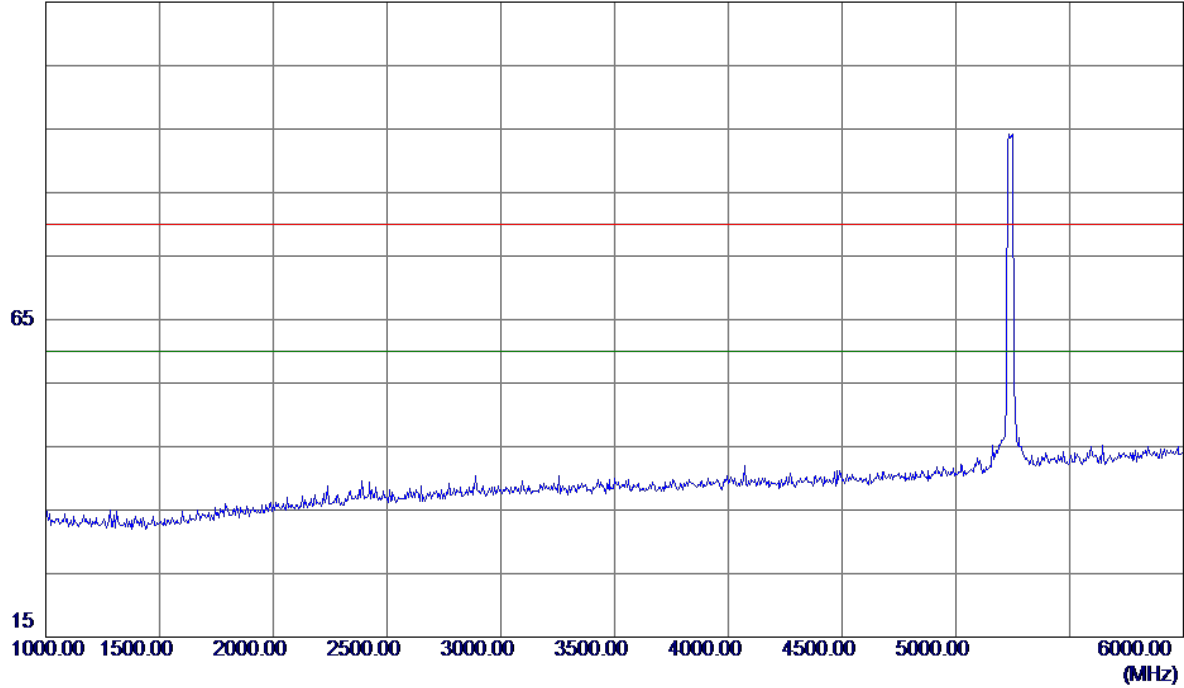


No.	Freq. MHz	Reading Level dBuV/m	Correct Factor dB	Measure ment dBuV/m	Limit dBuV/m	Margin dB	Detector	Comment
1	5232.9000	58.48	41.52	100.00	68.30	31.70	Peak	No Limit
2 *	5233.0000	50.07	41.52	91.59	54.00	37.59	AVG	No Limit

Orthogonal Axis:	X
Test Mode:	UNII-1/ TX A Mode 5240MHz

Vertical

115 dBuV/m

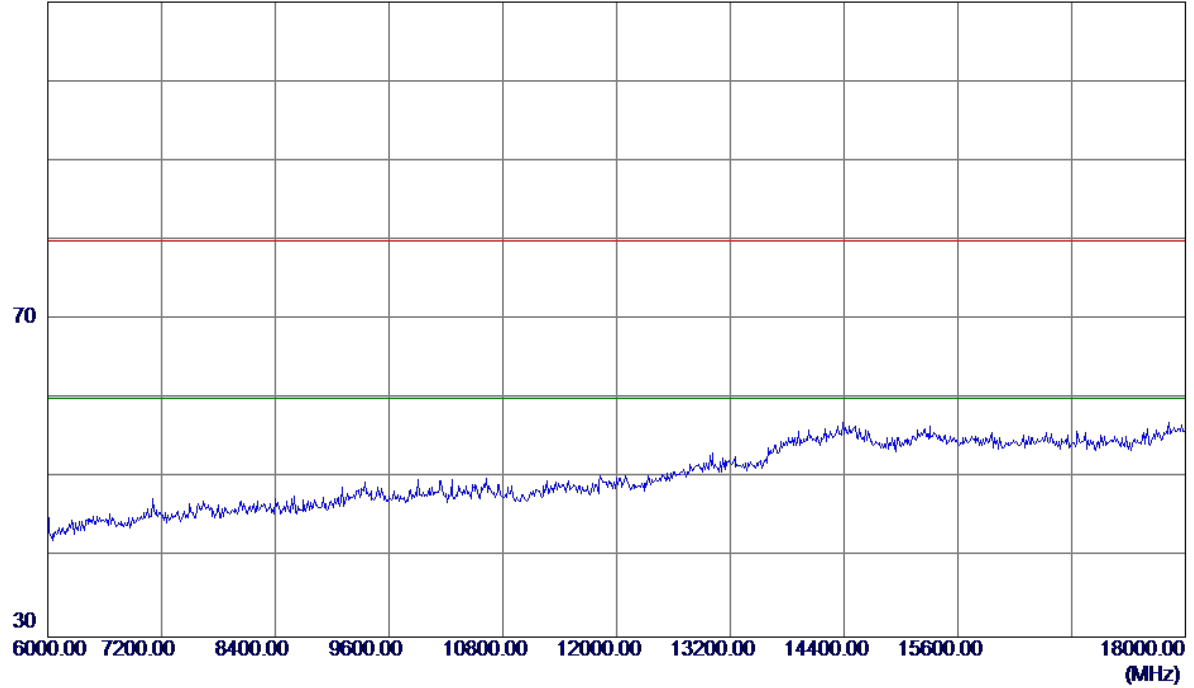


No.	Freq. MHz	Reading Level dBuV/m	Correct Factor dB	Measure ment dBuV/m	Limit dBuV/m	Margin dB	Detector	Comment
	5240	115		115	115	0		

Orthogonal Axis:	X
Test Mode:	UNII-1/ TX A Mode 5240MHz

Vertical

110 dBuV/m



No.	Freq. MHz	Reading Level dBuV/m	Correct Factor dB	Measure ment dBuV/m	Limit dBuV/m	Margin dB	Detector	Comment
-----	--------------	----------------------------	-------------------------	---------------------------	-----------------	--------------	----------	---------

Orthogonal Axis:	X
Test Mode:	UNII-1/ TX A Mode 5240MHz

Vertical

100 dBuV/m

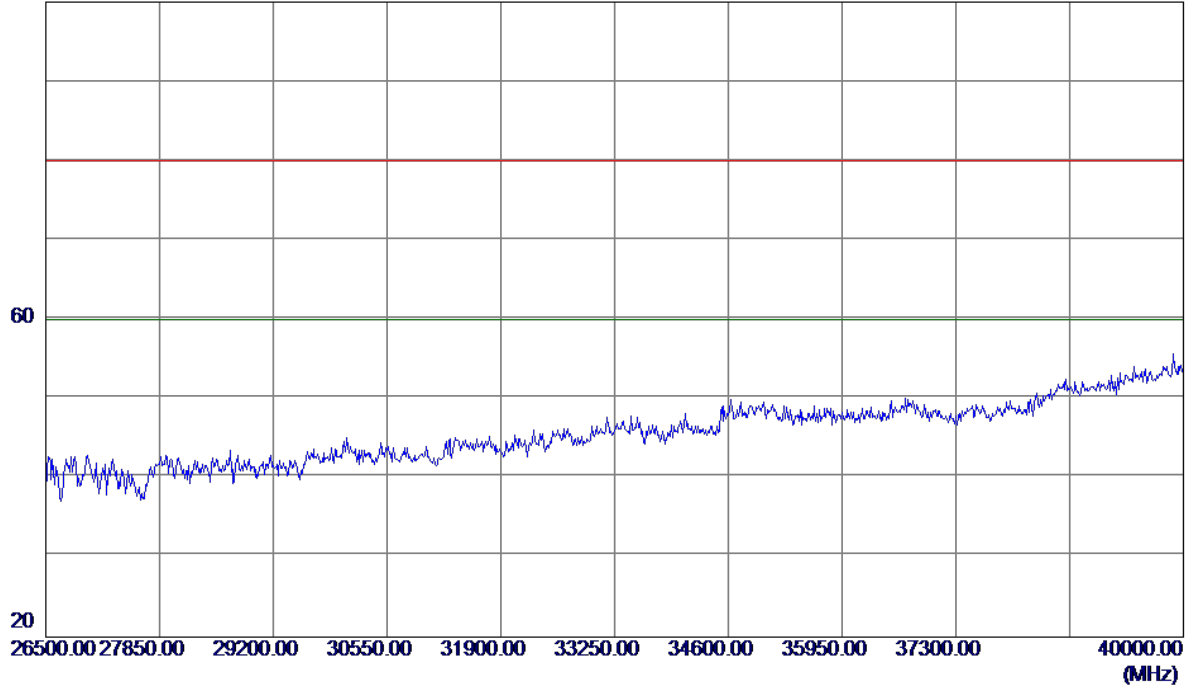


No.	Freq. MHz	Reading Level dBuV/m	Correct Factor dB	Measure ment dBuV/m	Limit dBuV/m	Margin dB	Detector	Comment

Orthogonal Axis:	X
Test Mode:	UNII-1/ TX A Mode 5240MHz

Vertical

100 dBuV/m

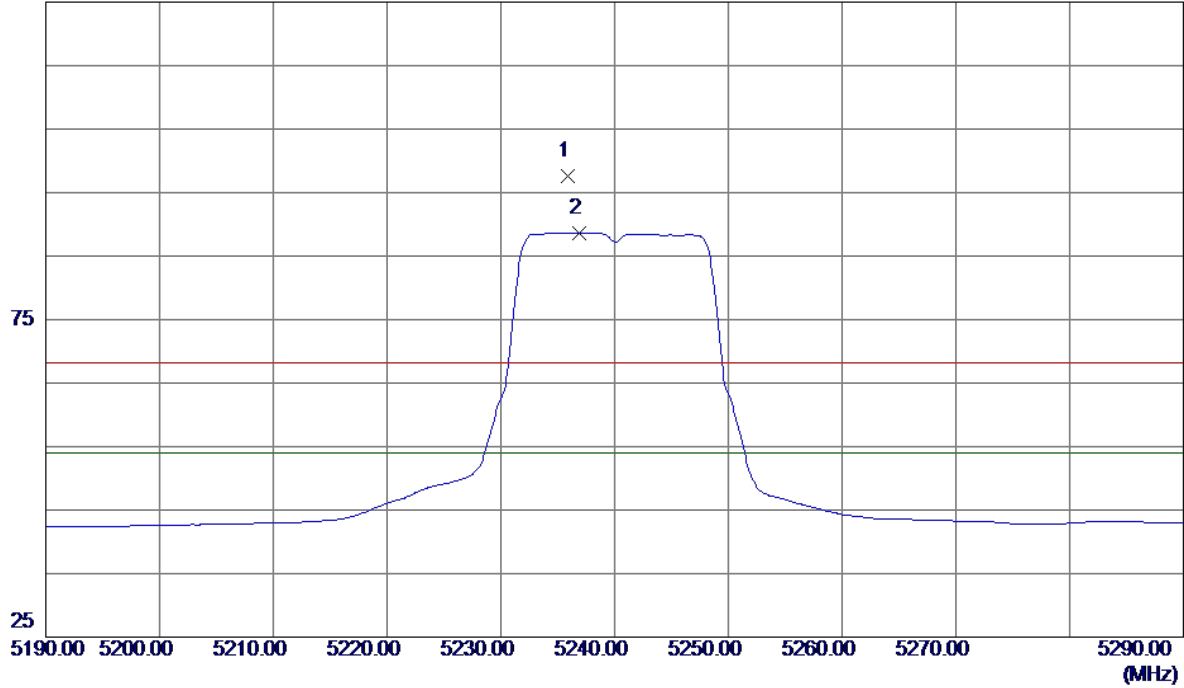


No.	Freq. MHz	Reading Level dBuV/m	Correct Factor dB	Measure ment dBuV/m	Limit dBuV/m	Margin dB	Detector	Comment

Orthogonal Axis:	X
Test Mode:	UNII-1/ TX A Mode 5240MHz

Horizontal

125 dBuV/m

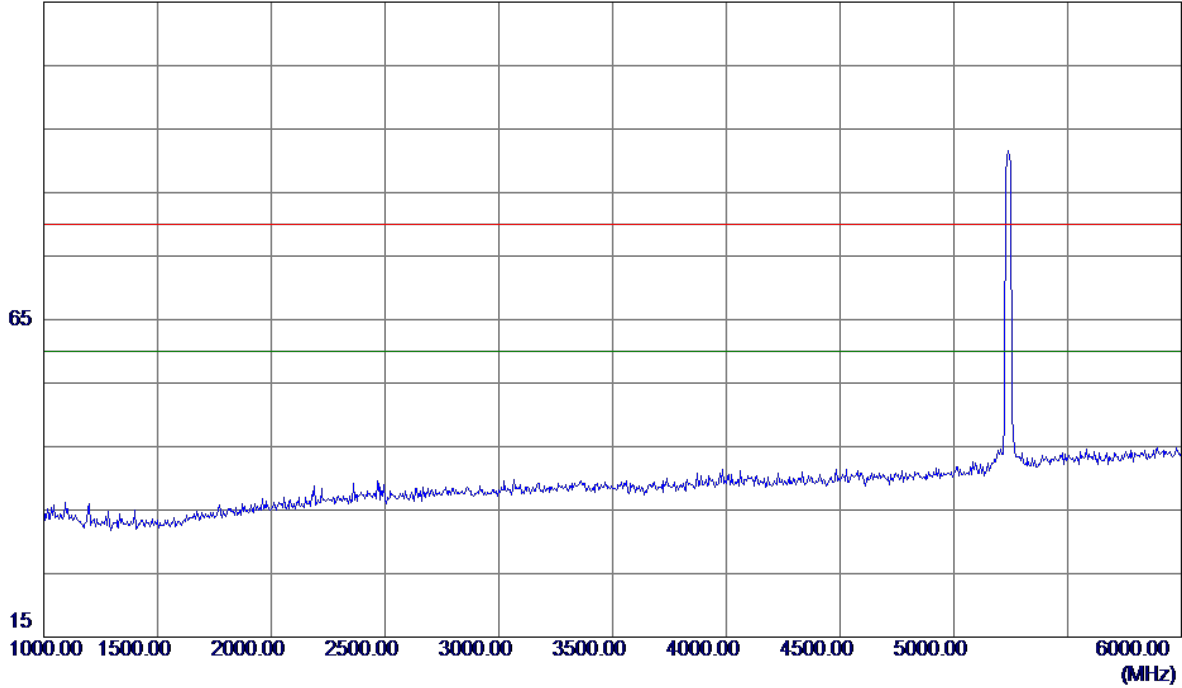


No.	Freq. MHz	Reading Level dBuV/m	Correct Factor dB	Measure ment dBuV/m	Limit dBuV/m	Margin dB	Detector	Comment
1	5235.9000	56.03	41.54	97.57	68.30	29.27	Peak	No Limit
2 *	5236.9000	47.14	41.54	88.68	54.00	34.68	AVG	No Limit

Orthogonal Axis:	X
Test Mode:	UNII-1/ TX A Mode 5240MHz

Horizontal

115 dBuV/m

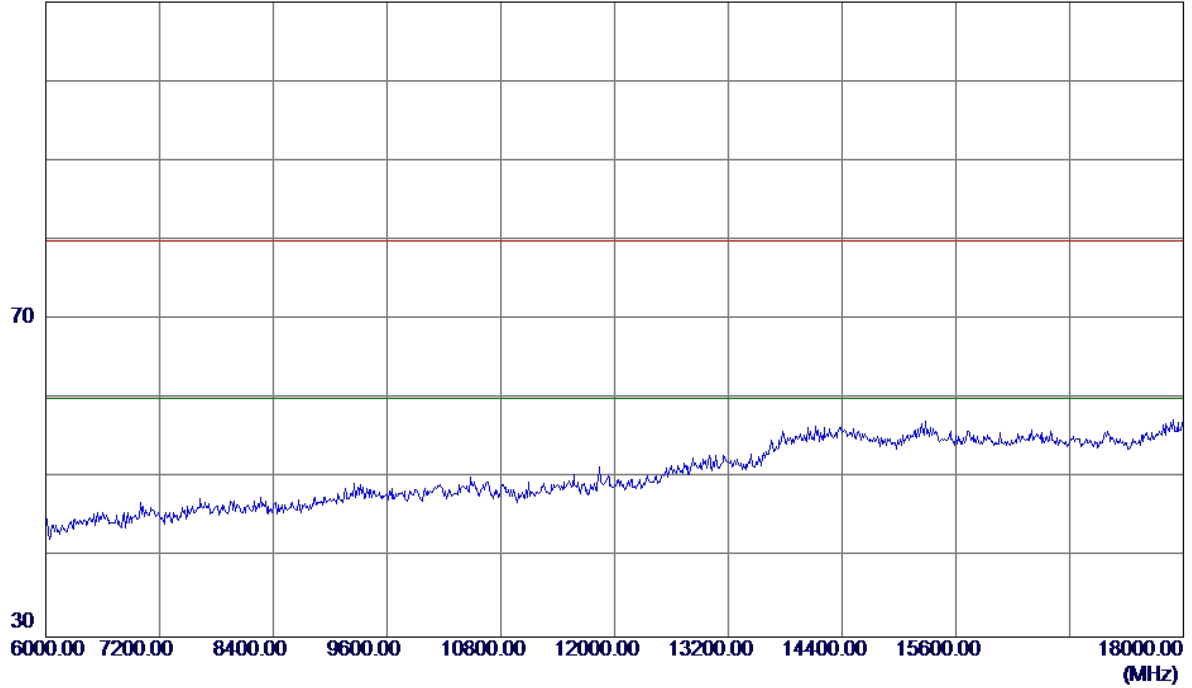


No.	Freq. MHz	Reading Level dBuV/m	Correct Factor dB	Measure ment dBuV/m	Limit dBuV/m	Margin dB	Detector	Comment

Orthogonal Axis:	X
Test Mode:	UNII-1/ TX A Mode 5240MHz

Horizontal

110 dBuV/m

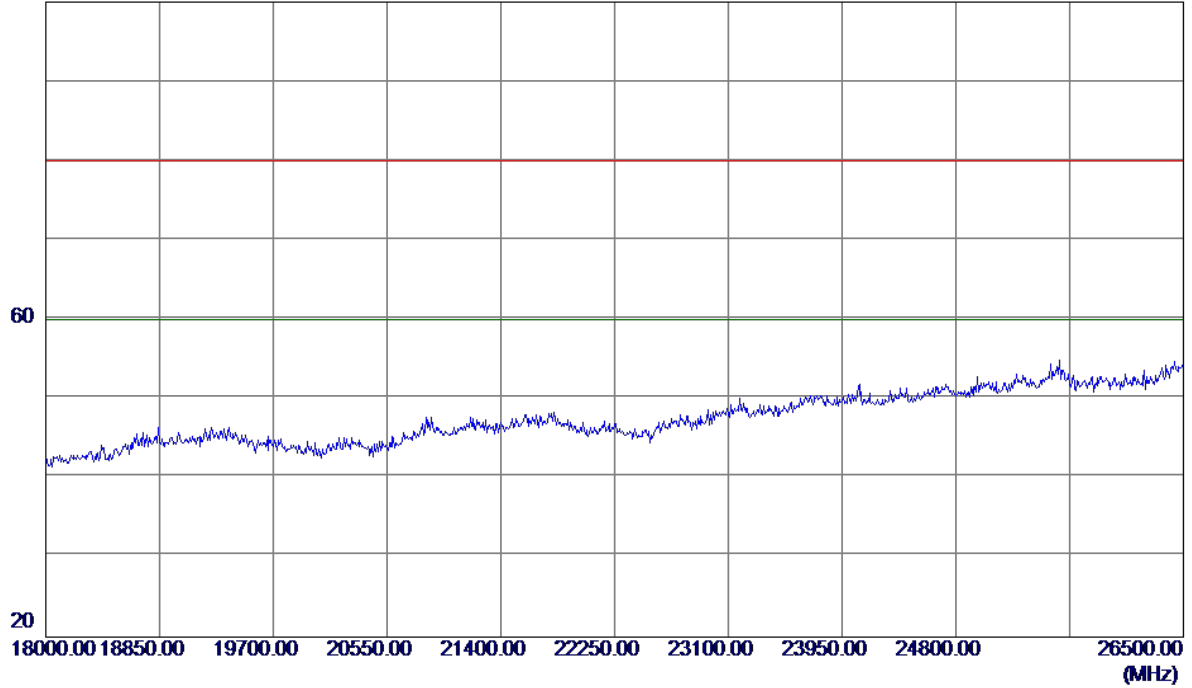


No.	Freq. MHz	Reading Level dBuV/m	Correct Factor dB	Measure ment dBuV/m	Limit dBuV/m	Margin dB	Detector	Comment
-----	--------------	----------------------------	-------------------------	---------------------------	-----------------	--------------	----------	---------

Orthogonal Axis:	X
Test Mode:	UNII-1/ TX A Mode 5240MHz

Horizontal

100 dBuV/m

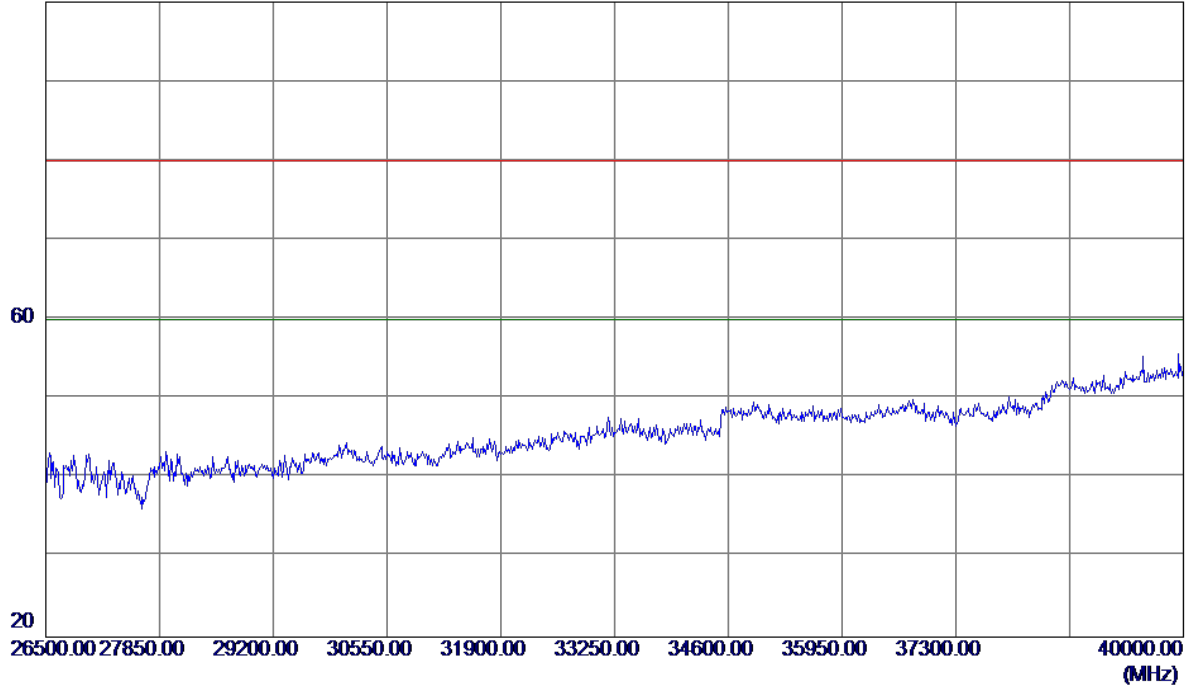


No.	Freq. MHz	Reading Level dBuV/m	Correct Factor dB	Measure ment dBuV/m	Limit dBuV/m	Margin dB	Detector	Comment

Orthogonal Axis:	X
Test Mode:	UNII-1/ TX A Mode 5240MHz

Horizontal

100 dBuV/m

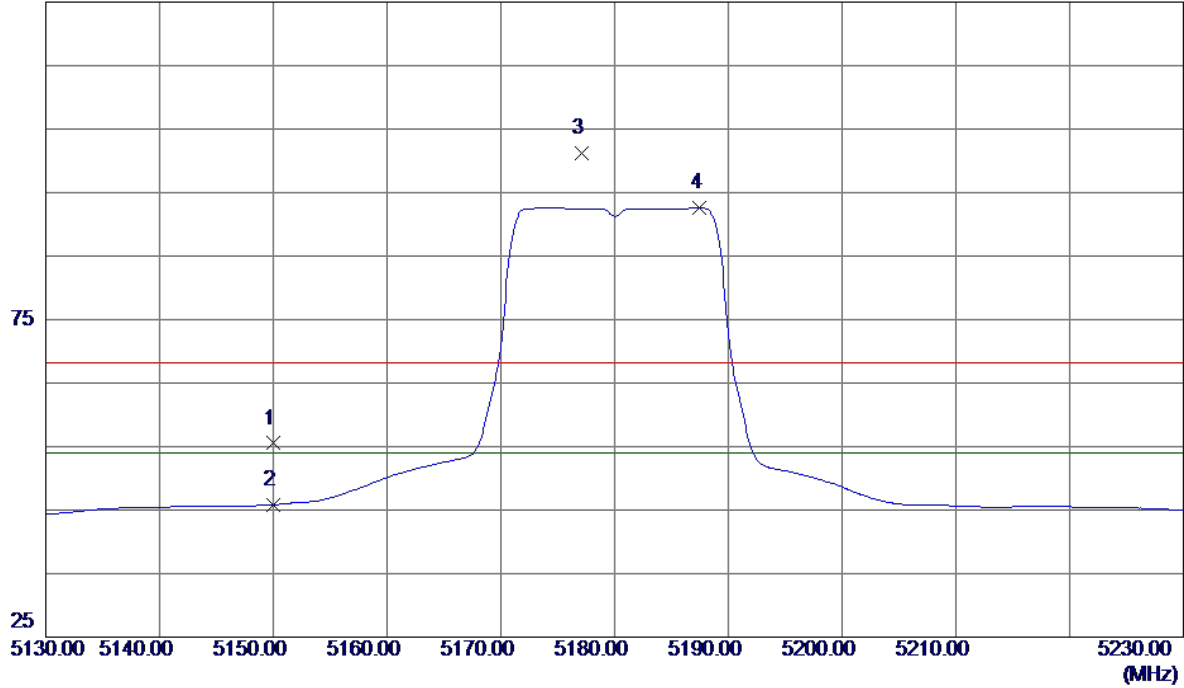


No.	Freq. MHz	Reading Level dBuV/m	Correct Factor dB	Measure ment dBuV/m	Limit dBuV/m	Margin dB	Detector	Comment

Orthogonal Axis:	X
Test Mode:	UNII-1/ TX N20 Mode 5180MHz

Vertical

125 dBuV/m

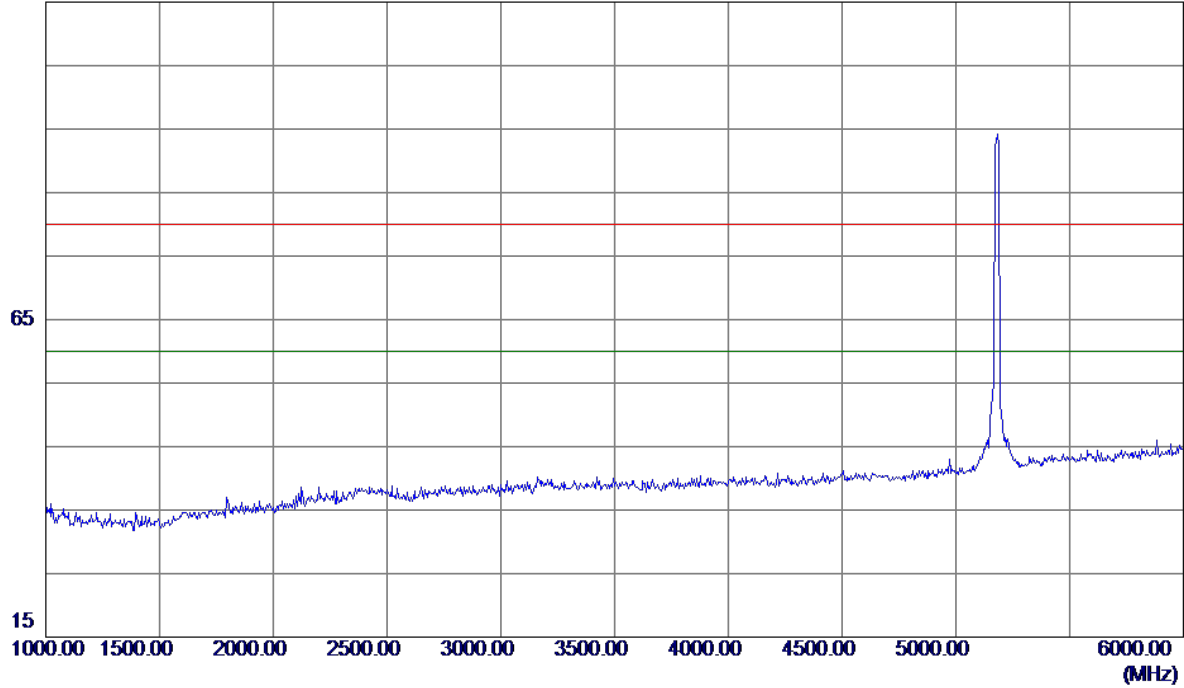


No.	Freq. MHz	Reading Level dBuV/m	Correct Factor dB	Measure ment dBuV/m	Limit dBuV/m	Margin dB	Detector	Comment
1	5150.0000	14.40	41.10	55.50	68.30	-12.80	Peak	
2	5150.0000	4.74	41.10	45.84	54.00	-8.16	AVG	
3	5177.1000	59.92	41.24	101.16	68.30	32.86	Peak	No Limit
4 *	5187.5000	51.27	41.29	92.56	54.00	38.56	AVG	No Limit

Orthogonal Axis:	X
Test Mode:	UNII-1/ TX N20 Mode 5180MHz

Vertical

115 dBuV/m

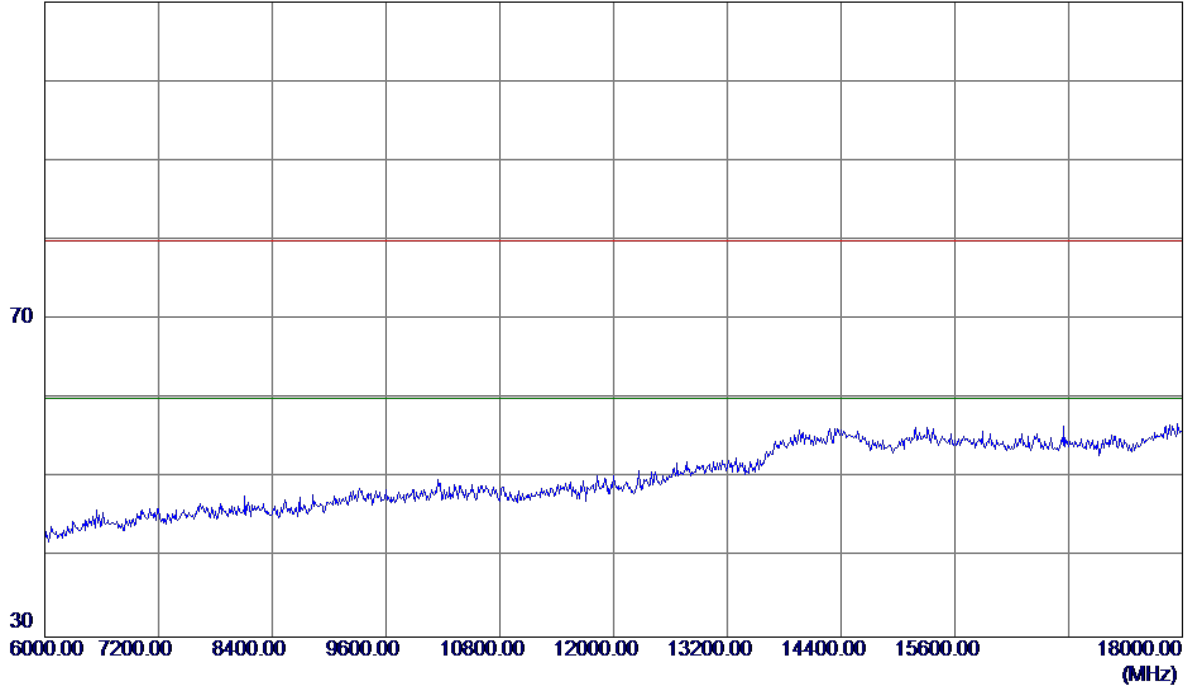


No.	Freq. MHz	Reading Level dBuV/m	Correct Factor dB	Measure ment dBuV/m	Limit dBuV/m	Margin dB	Detector	Comment
-----	--------------	----------------------------	-------------------------	---------------------------	-----------------	--------------	----------	---------

Orthogonal Axis:	X
Test Mode:	UNII-1/ TX N20 Mode 5180MHz

Vertical

110 dBuV/m

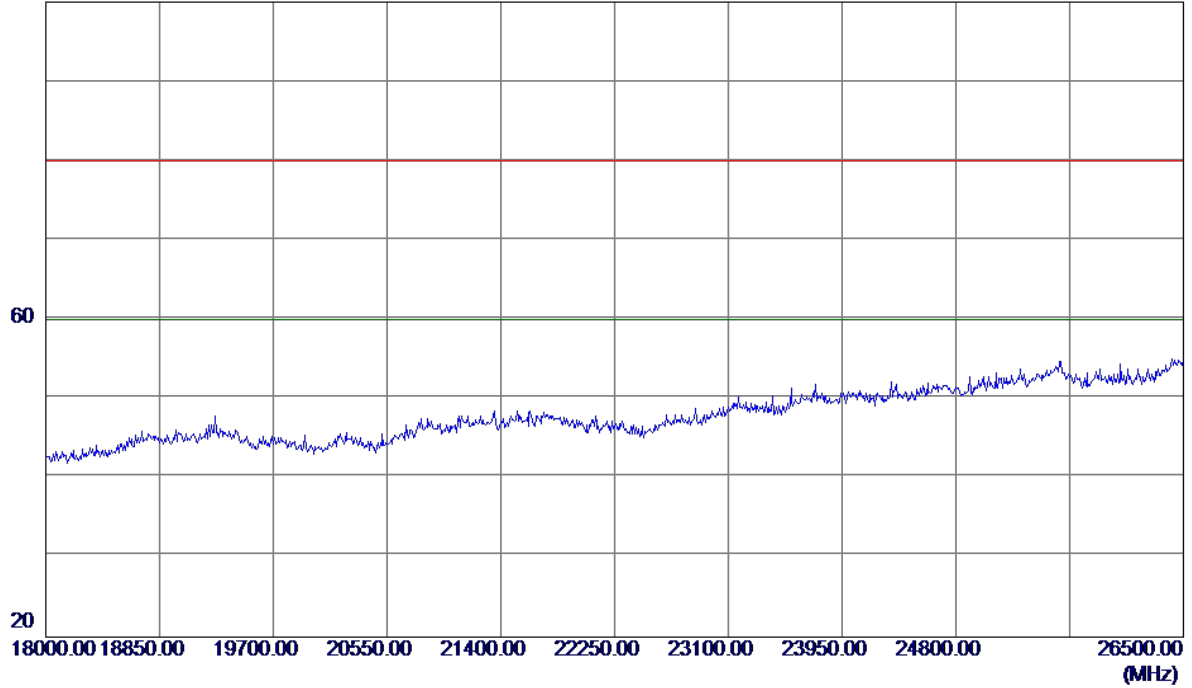


No.	Freq. MHz	Reading Level dBuV/m	Correct Factor dB	Measure ment dBuV/m	Limit dBuV/m	Margin dB	Detector	Comment

Orthogonal Axis:	X
Test Mode:	UNII-1/ TX N20 Mode 5180MHz

Vertical

100 dBuV/m

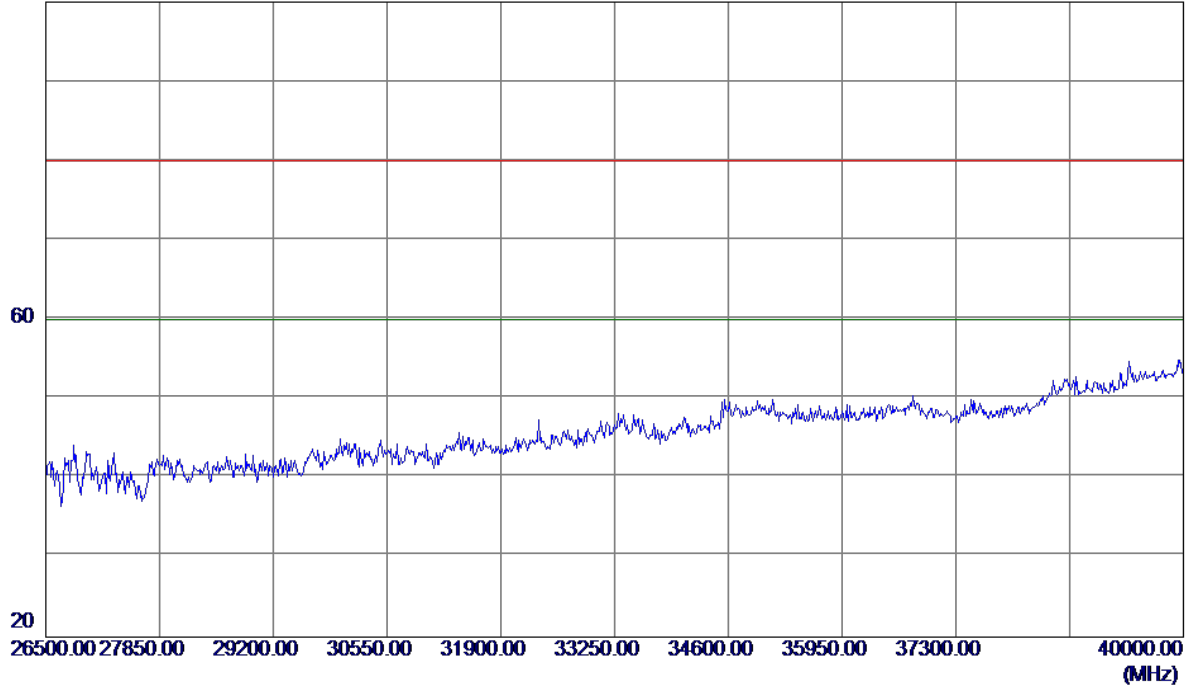


No.	Freq. MHz	Reading Level dBuV/m	Correct Factor dB	Measure ment dBuV/m	Limit dBuV/m	Margin dB	Detector	Comment
-----	--------------	----------------------------	-------------------------	---------------------------	-----------------	--------------	----------	---------

Orthogonal Axis:	X
Test Mode:	UNII-1/ TX N20 Mode 5180MHz

Vertical

100 dBuV/m

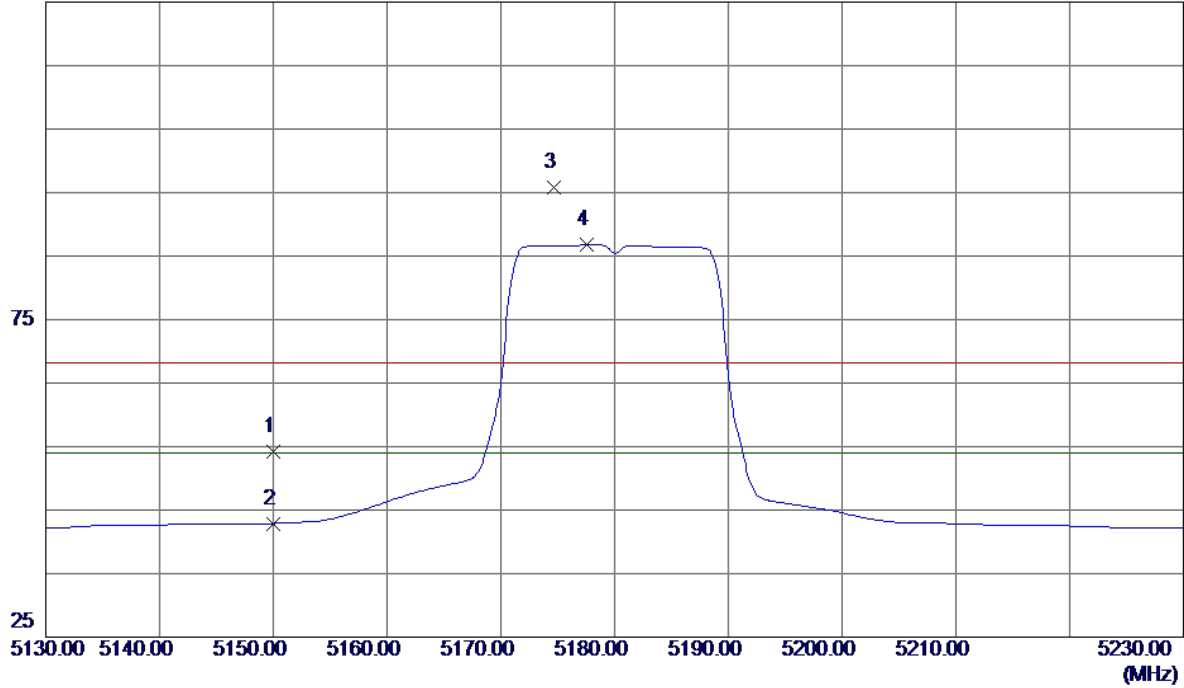


No.	Freq. MHz	Reading Level dBuV/m	Correct Factor dB	Measure ment dBuV/m	Limit dBuV/m	Margin dB	Detector	Comment

Orthogonal Axis:	X
Test Mode:	UNII-1/ TX N20 Mode 5180MHz

Horizontal

125 dBuV/m

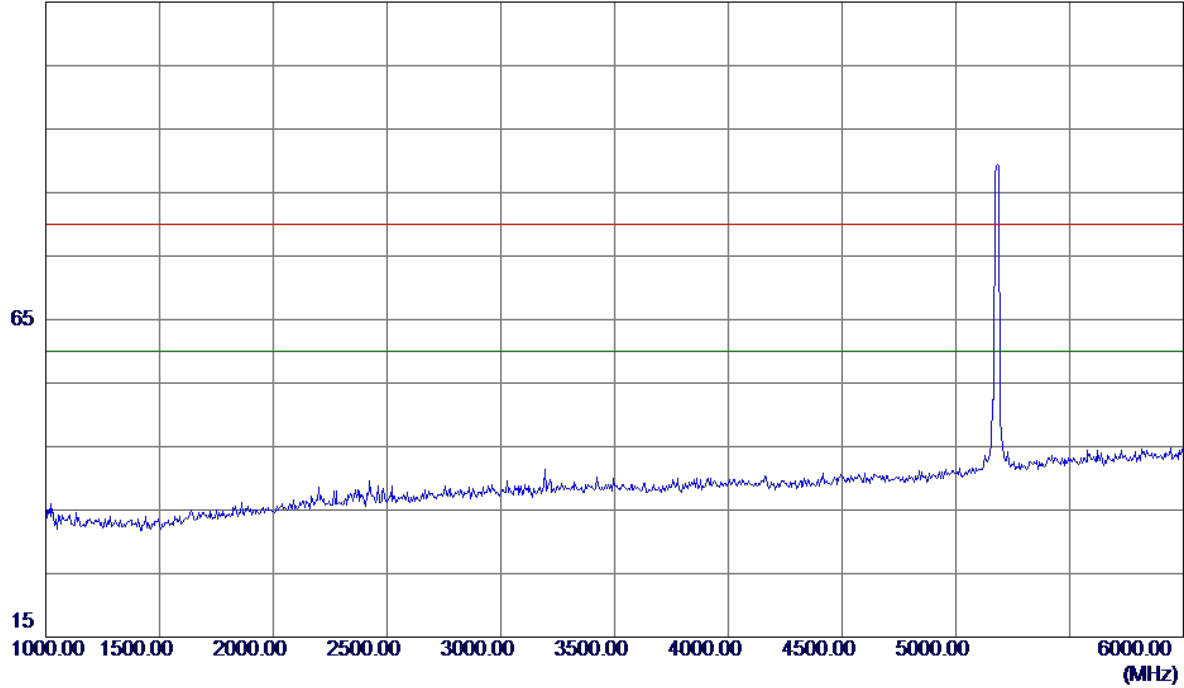


No.	Freq. MHz	Reading Level dBuV/m	Correct Factor dB	Measure ment dBuV/m	Limit dBuV/m	Margin dB	Detector	Comment
1	5150.0000	13.13	41.10	54.23	68.30	-14.07	Peak	
2	5150.0000	1.78	41.10	42.88	54.00	-11.12	AVG	
3	5174.7000	54.52	41.23	95.75	68.30	27.45	Peak	No Limit
4 *	5177.6000	45.49	41.24	86.73	54.00	32.73	AVG	No Limit

Orthogonal Axis:	X
Test Mode:	UNII-1/ TX N20 Mode 5180MHz

Horizontal

115 dBuV/m

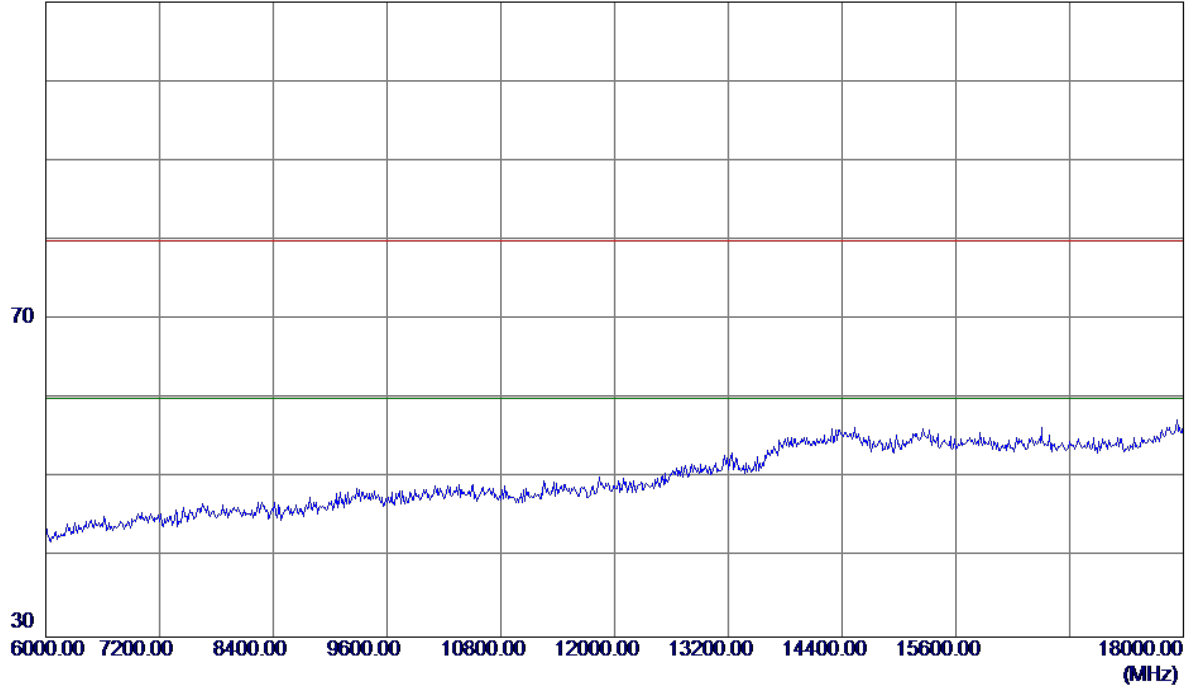


No.	Freq. MHz	Reading Level dBuV/m	Correct Factor dB	Measure ment dBuV/m	Limit dBuV/m	Margin dB	Detector	Comment

Orthogonal Axis:	X
Test Mode:	UNII-1/ TX N20 Mode 5180MHz

Horizontal

110 dBuV/m

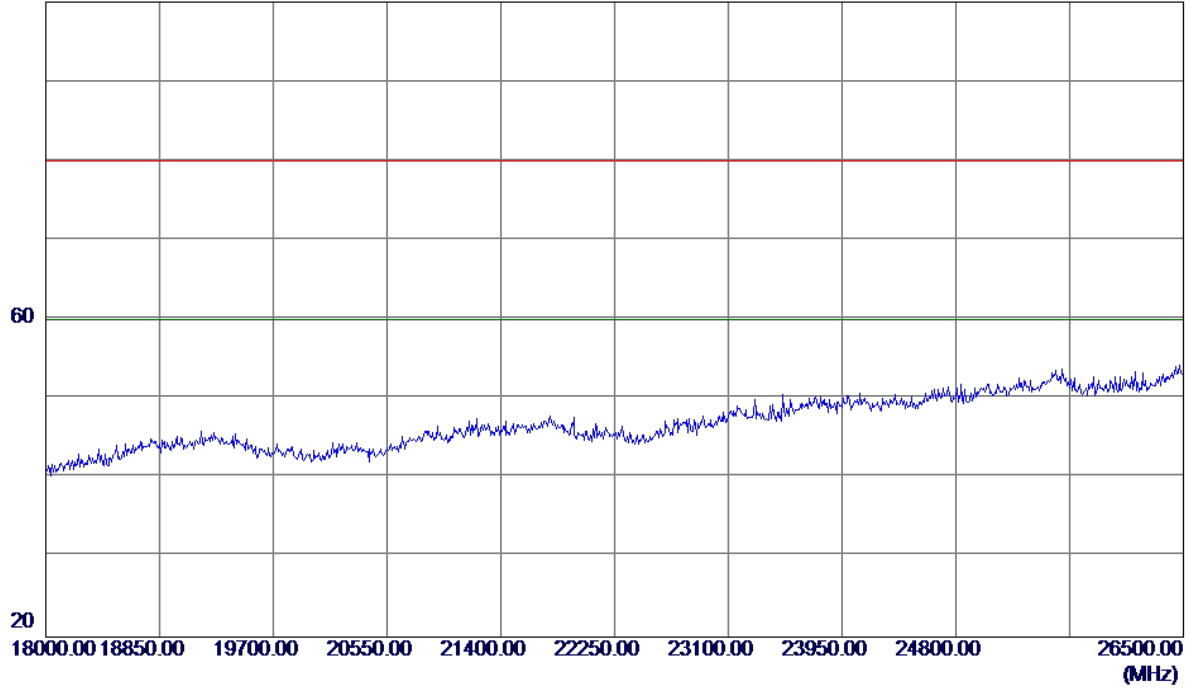


No.	Freq. MHz	Reading Level dBuV/m	Correct Factor dB	Measure ment dBuV/m	Limit dBuV/m	Margin dB	Detector	Comment

Orthogonal Axis:	X
Test Mode:	UNII-1/ TX N20 Mode 5180MHz

Horizontal

100 dBuV/m

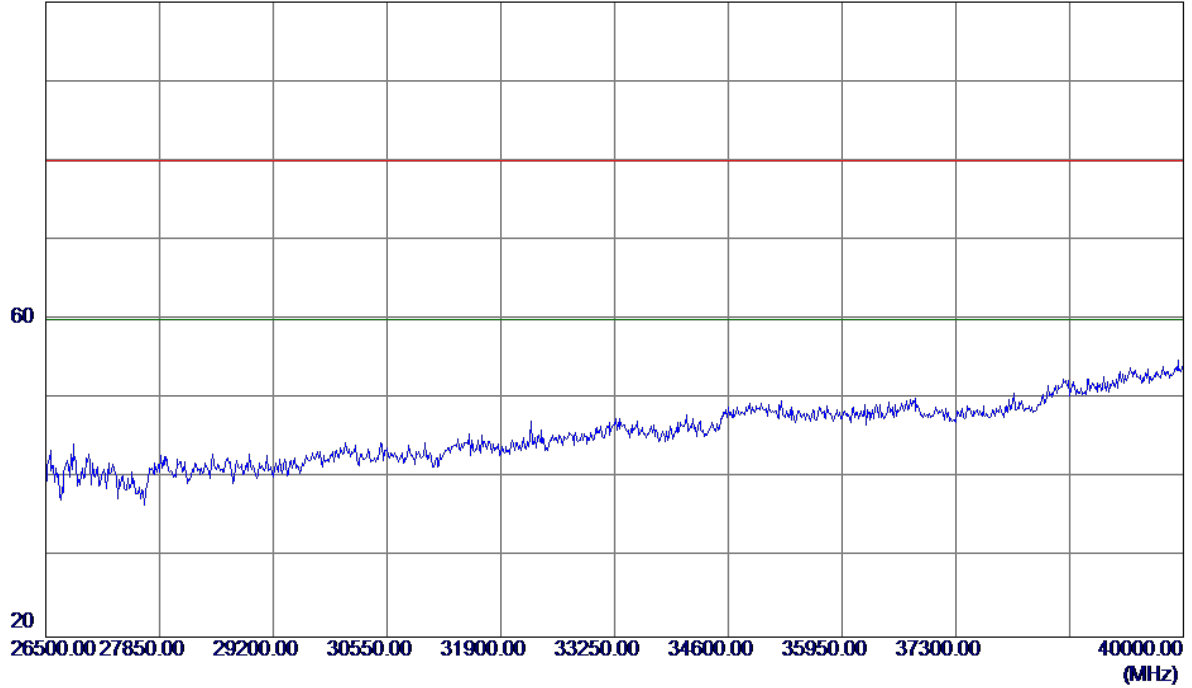


No.	Freq. MHz	Reading Level dBuV/m	Correct Factor dB	Measure ment dBuV/m	Limit dBuV/m	Margin dB	Detector	Comment

Orthogonal Axis:	X
Test Mode:	UNII-1/ TX N20 Mode 5180MHz

Horizontal

100 dBuV/m

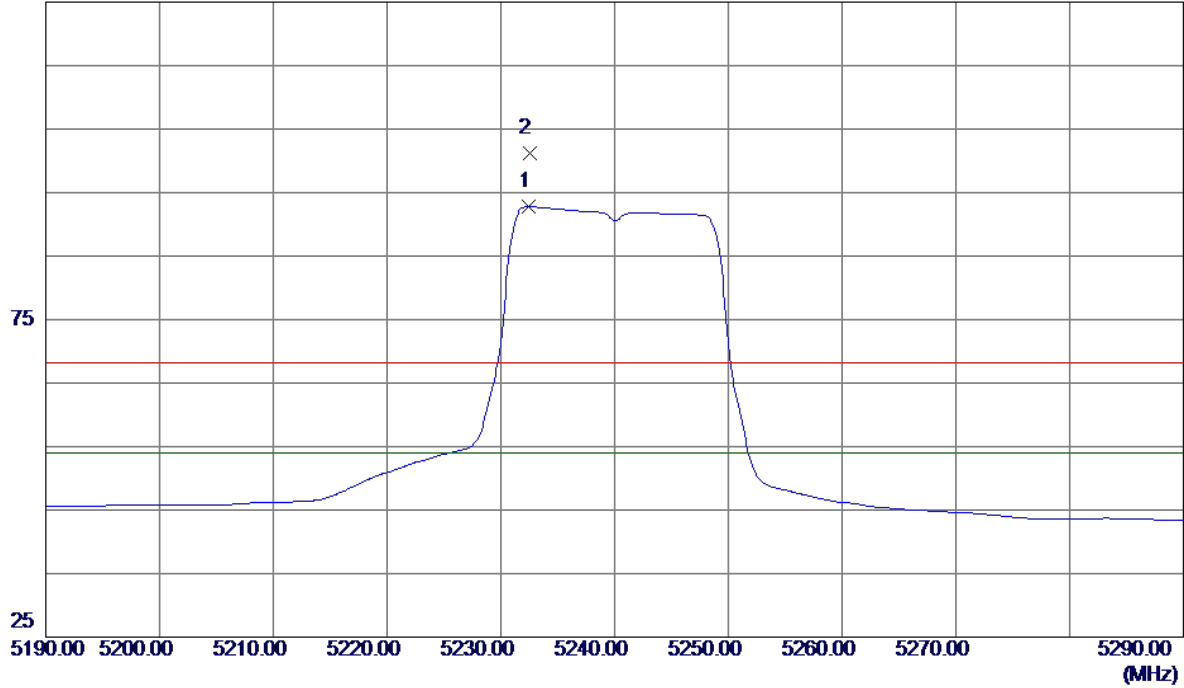


No.	Freq. MHz	Reading Level dBuV/m	Correct Factor dB	Measure ment dBuV/m	Limit dBuV/m	Margin dB	Detector	Comment

Orthogonal Axis:	X
Test Mode:	UNII-1/ TX N20 Mode 5240MHz

Vertical

125 dBuV/m

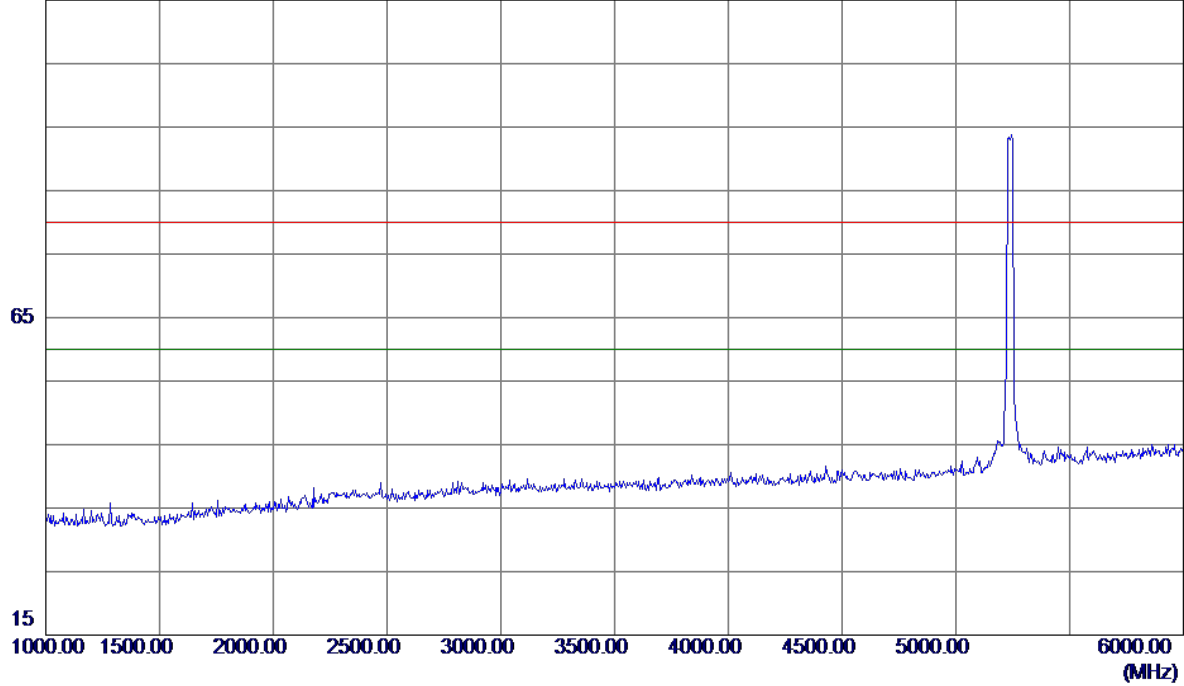


No.	Freq. MHz	Reading Level dBuV/m	Correct Factor dB	Measure ment dBuV/m	Limit dBuV/m	Margin dB	Detector	Comment
1 *	5232.4000	51.24	41.52	92.76	54.00	38.76	AVG	No Limit
2	5232.5000	59.62	41.52	101.14	68.30	32.84	Peak	No Limit

Orthogonal Axis:	X
Test Mode:	UNII-1/ TX N20 Mode 5240MHz

Vertical

115 dBuV/m

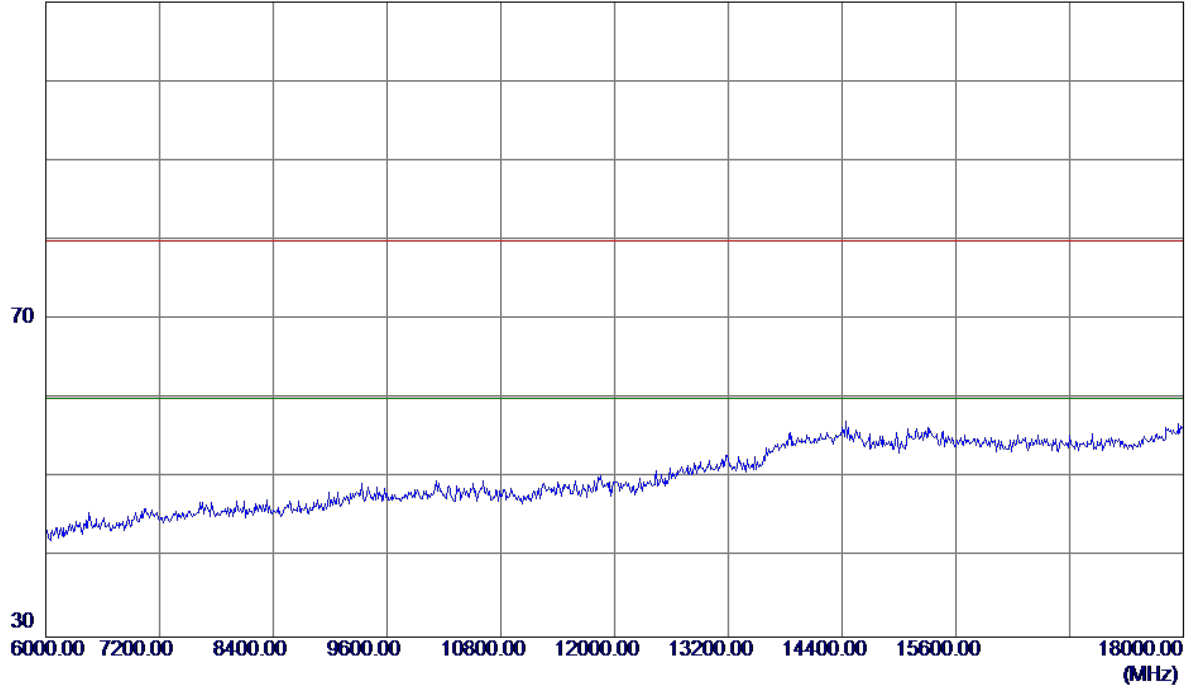


No.	Freq. MHz	Reading Level dBuV/m	Correct Factor dB	Measure ment dBuV/m	Limit dBuV/m	Margin dB	Detector	Comment
-----	--------------	----------------------------	-------------------------	---------------------------	-----------------	--------------	----------	---------

Orthogonal Axis:	X
Test Mode:	UNII-1/ TX N20 Mode 5240MHz

Vertical

110 dBuV/m

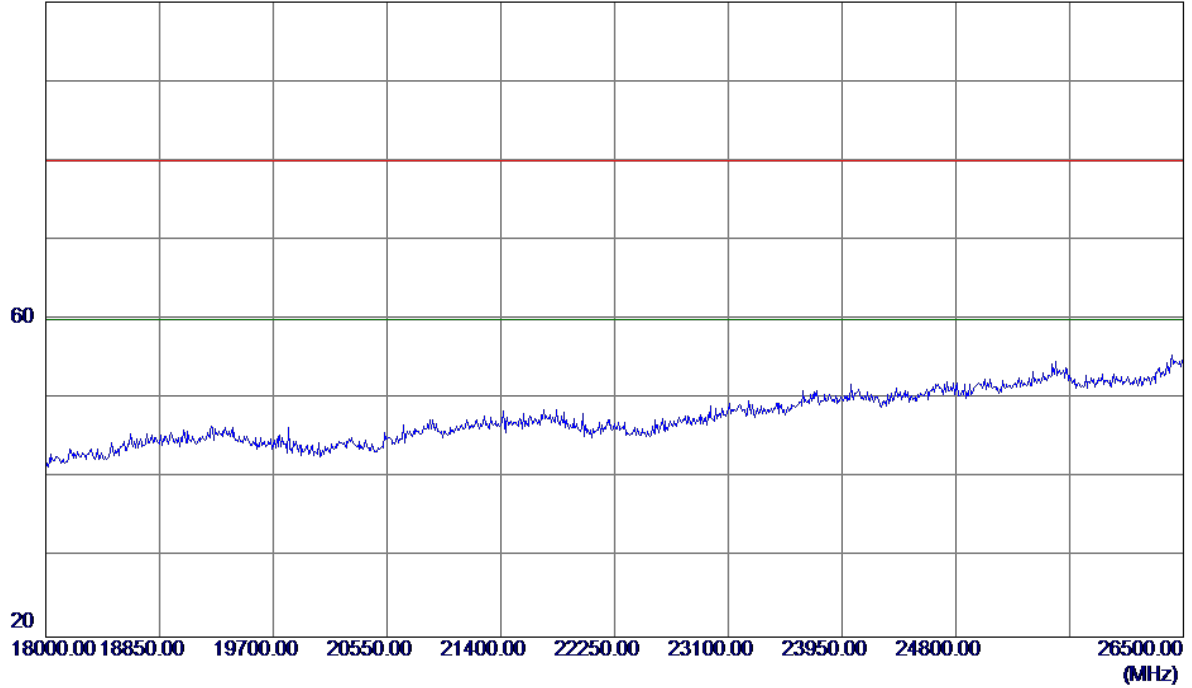


No.	Freq. MHz	Reading Level dBuV/m	Correct Factor dB	Measure ment dBuV/m	Limit dBuV/m	Margin dB	Detector	Comment
-----	--------------	----------------------------	-------------------------	---------------------------	-----------------	--------------	----------	---------

Orthogonal Axis:	X
Test Mode:	UNII-1/ TX N20 Mode 5240MHz

Vertical

100 dBuV/m

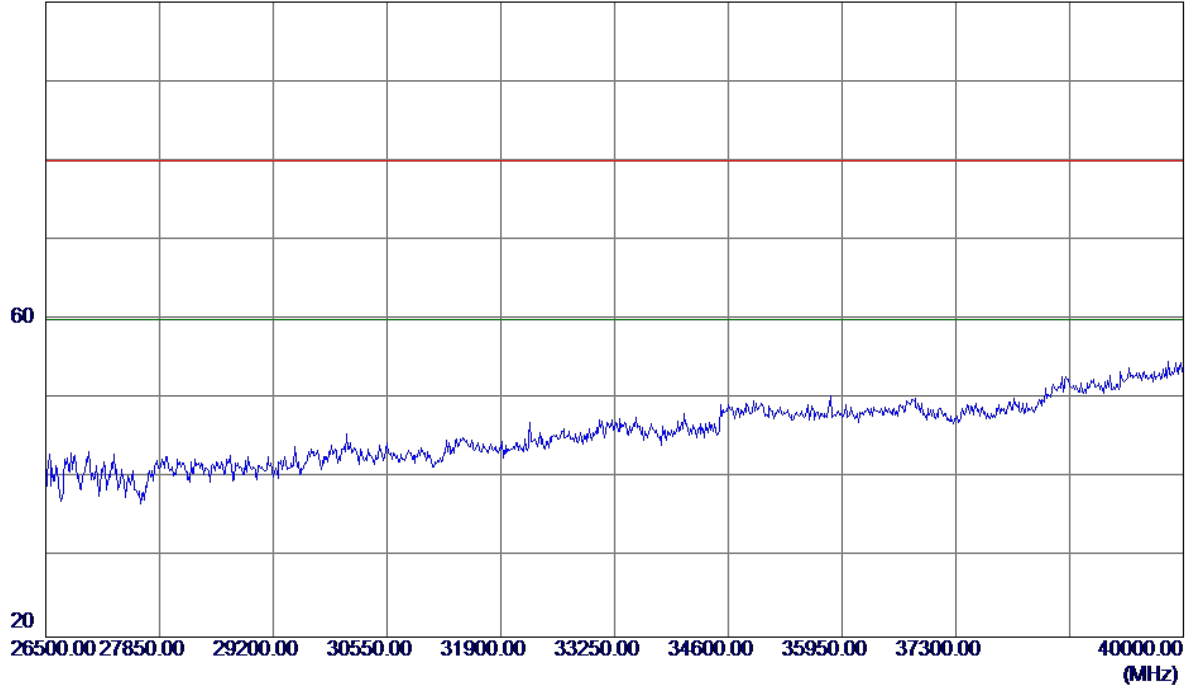


No.	Freq. MHz	Reading Level dBuV/m	Correct Factor dB	Measure ment dBuV/m	Limit dBuV/m	Margin dB	Detector	Comment
-----	--------------	----------------------------	-------------------------	---------------------------	-----------------	--------------	----------	---------

Orthogonal Axis:	X
Test Mode:	UNII-1/ TX N20 Mode 5240MHz

Vertical

100 dBuV/m

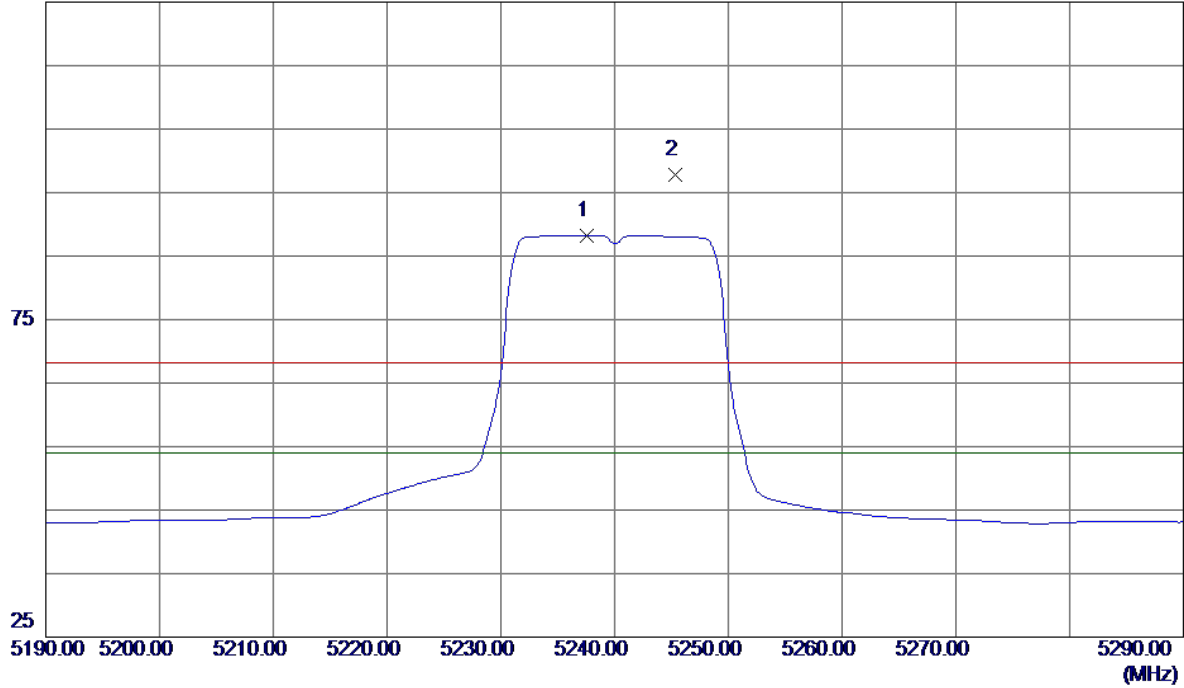


No.	Freq. MHz	Reading Level dBuV/m	Correct Factor dB	Measure ment dBuV/m	Limit dBuV/m	Margin dB	Detector	Comment

Orthogonal Axis:	X
Test Mode:	UNII-1/ TX N20 Mode 5240MHz

Horizontal

125 dBuV/m

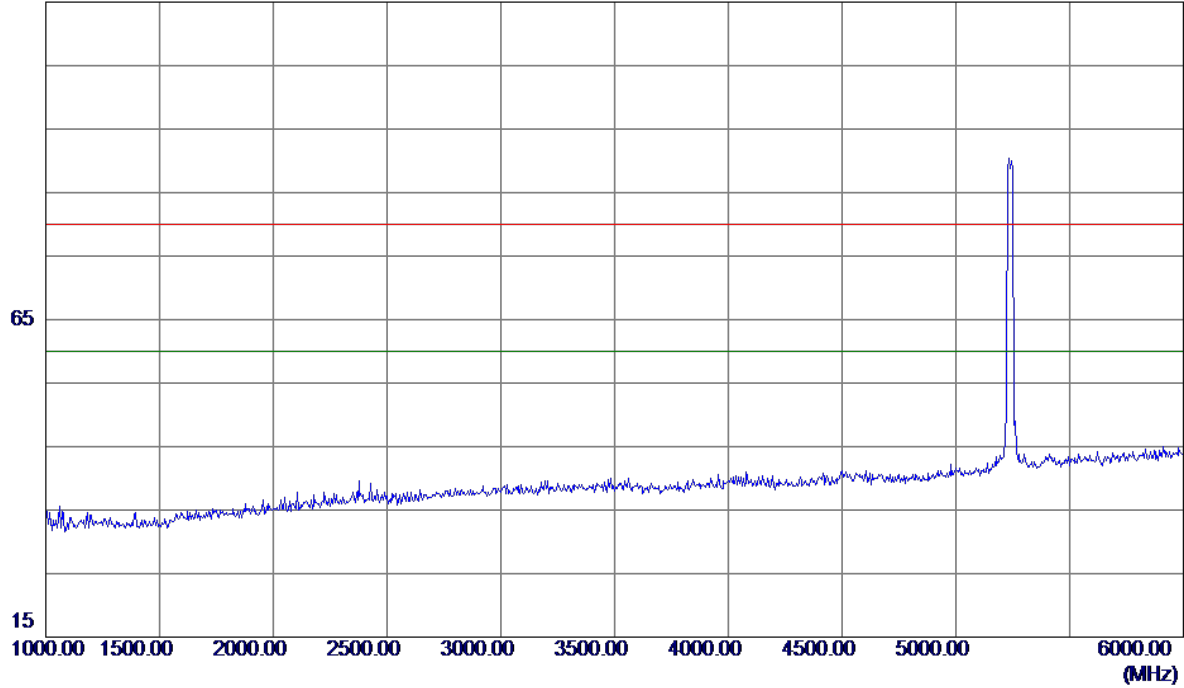


No.	Freq. MHz	Reading Level dBuV/m	Correct Factor dB	Measure ment dBuV/m	Limit dBuV/m	Margin dB	Detector	Comment
1 *	5237.6000	46.72	41.55	88.27	54.00	34.27	AVG	No Limit
2	5245.3000	56.14	41.59	97.73	68.30	29.43	Peak	No Limit

Orthogonal Axis:	X
Test Mode:	UNII-1/ TX N20 Mode 5240MHz

Horizontal

115 dBuV/m

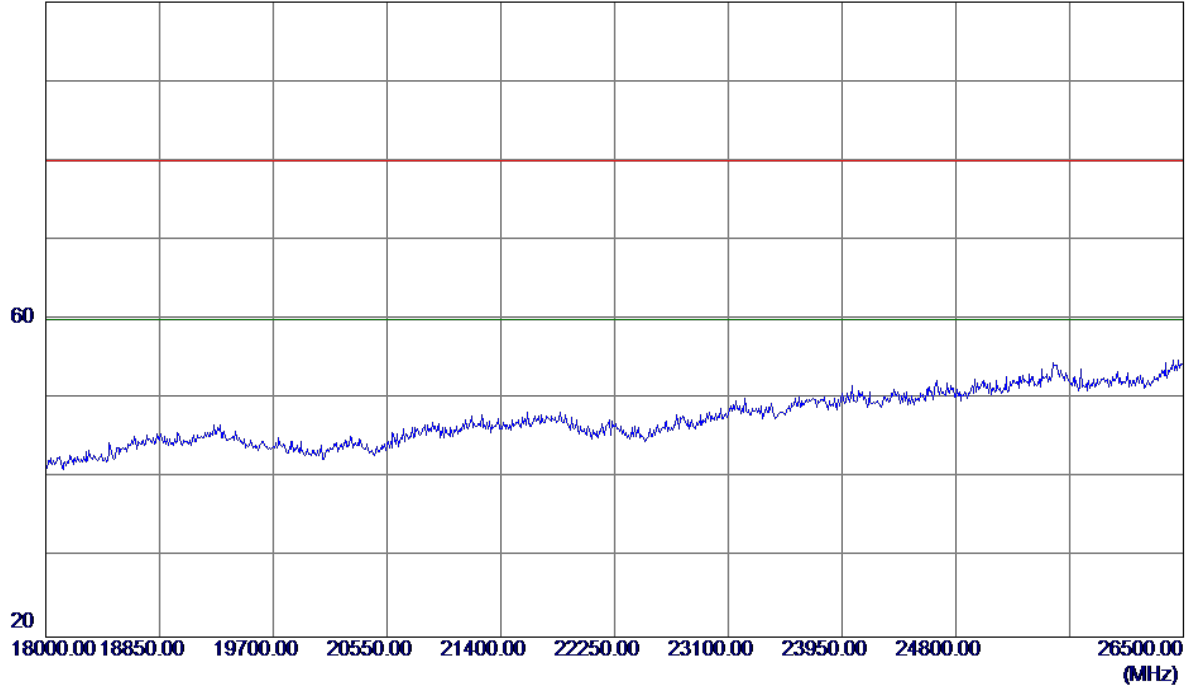


No.	Freq. MHz	Reading Level dBuV/m	Correct Factor dB	Measure ment dBuV/m	Limit dBuV/m	Margin dB	Detector	Comment

Orthogonal Axis:	X
Test Mode:	UNII-1/ TX N20 Mode 5240MHz

Horizontal

100 dBuV/m

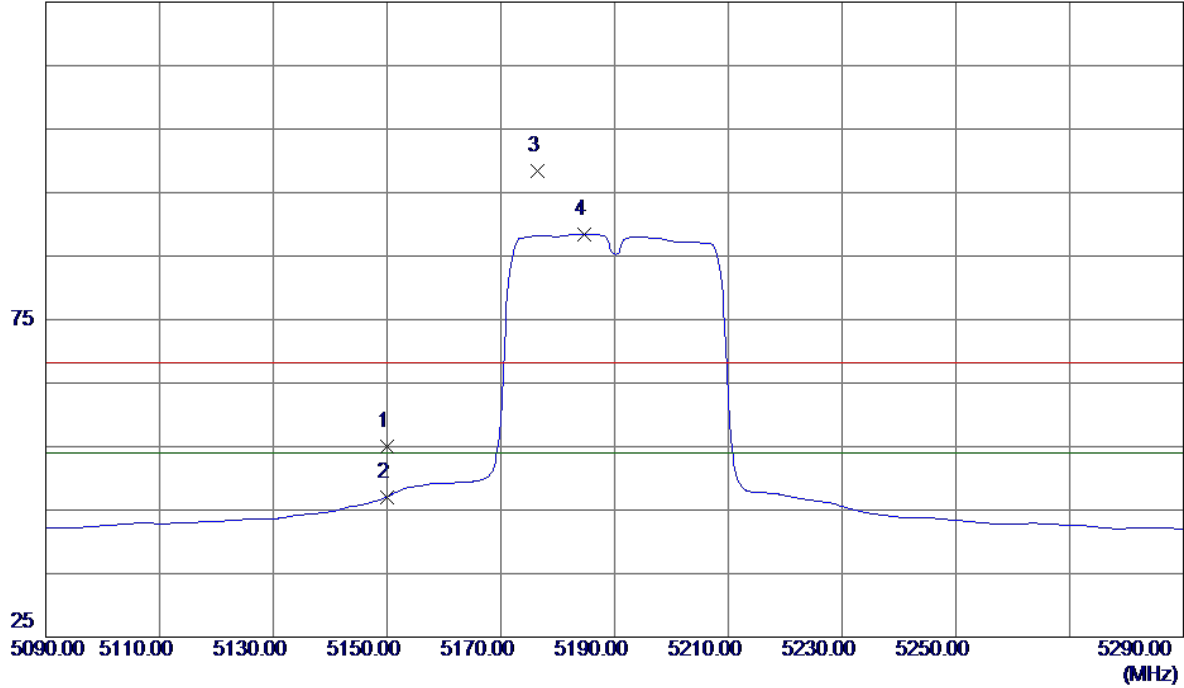


No.	Freq. MHz	Reading Level dBuV/m	Correct Factor dB	Measure ment dBuV/m	Limit dBuV/m	Margin dB	Detector	Comment

Orthogonal Axis:	X
Test Mode:	UNII-1/ TX N40 Mode 5190MHz

Vertical

125 dBuV/m

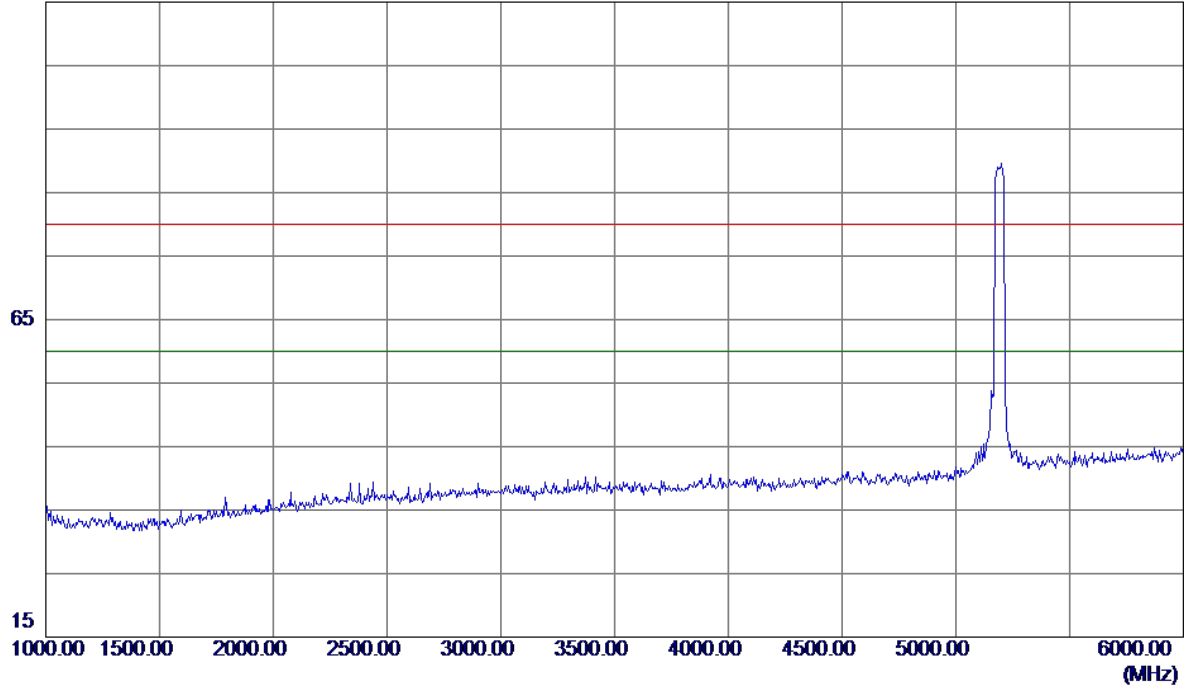


No.	Freq. MHz	Reading Level dBuV/m	Correct Factor dB	Measure ment dBuV/m	Limit dBuV/m	Margin dB	Detector	Comment
1	5150.0000	13.90	41.10	55.00	68.30	-13.30	Peak	
2	5150.0000	5.99	41.10	47.09	54.00	-6.91	AVG	
3	5176.4000	57.20	41.24	98.44	68.30	30.14	Peak	No Limit
4 *	5184.6000	47.13	41.28	88.41	54.00	34.41	AVG	No Limit

Orthogonal Axis:	X
Test Mode:	UNII-1/ TX N40 Mode 5190MHz

Vertical

115 dBuV/m

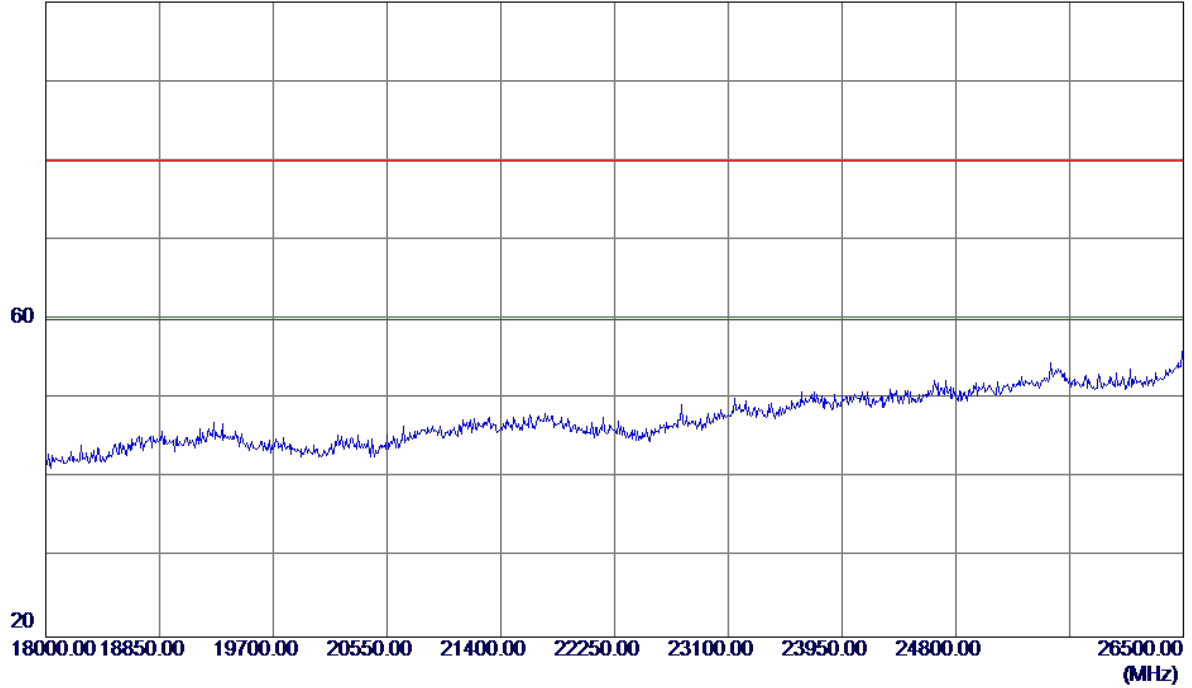


No.	Freq. MHz	Reading Level dBuV/m	Correct Factor dB	Measure ment dBuV/m	Limit dBuV/m	Margin dB	Detector	Comment

Orthogonal Axis:	X
Test Mode:	UNII-1/ TX N40 Mode 5190MHz

Vertical

100 dBuV/m

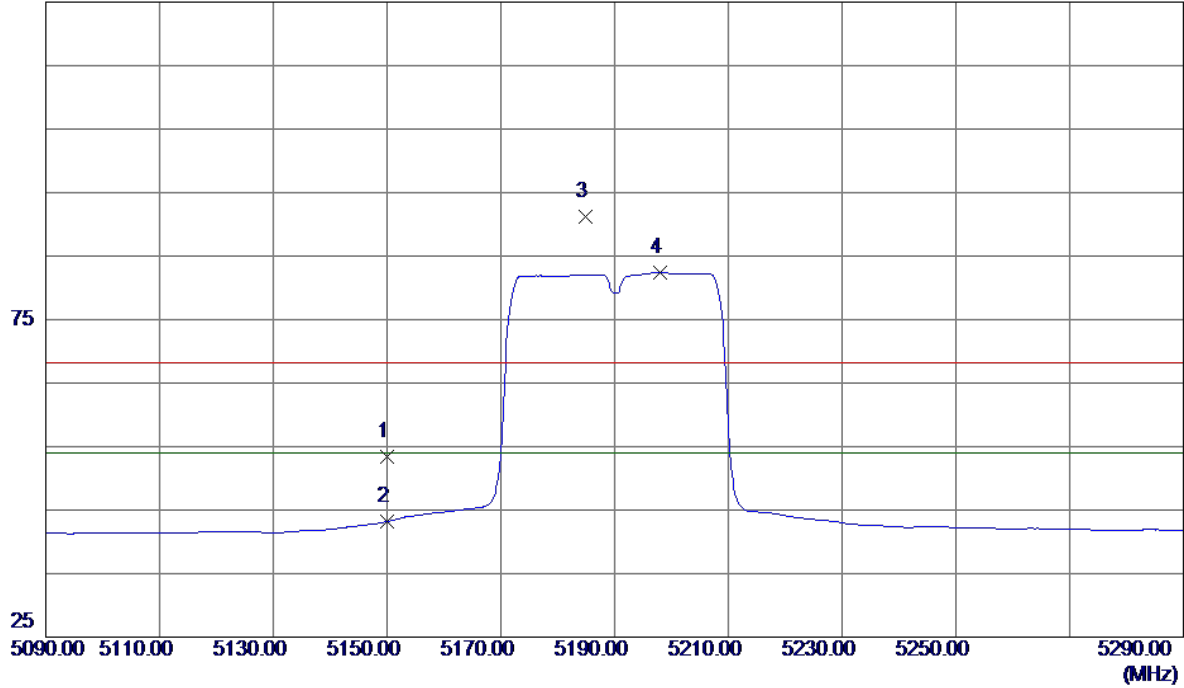


No.	Freq. MHz	Reading Level dBuV/m	Correct Factor dB	Measure ment dBuV/m	Limit dBuV/m	Margin dB	Detector	Comment

Orthogonal Axis:	X
Test Mode:	UNII-1/ TX N40 Mode 5190MHz

Horizontal

125 dBuV/m

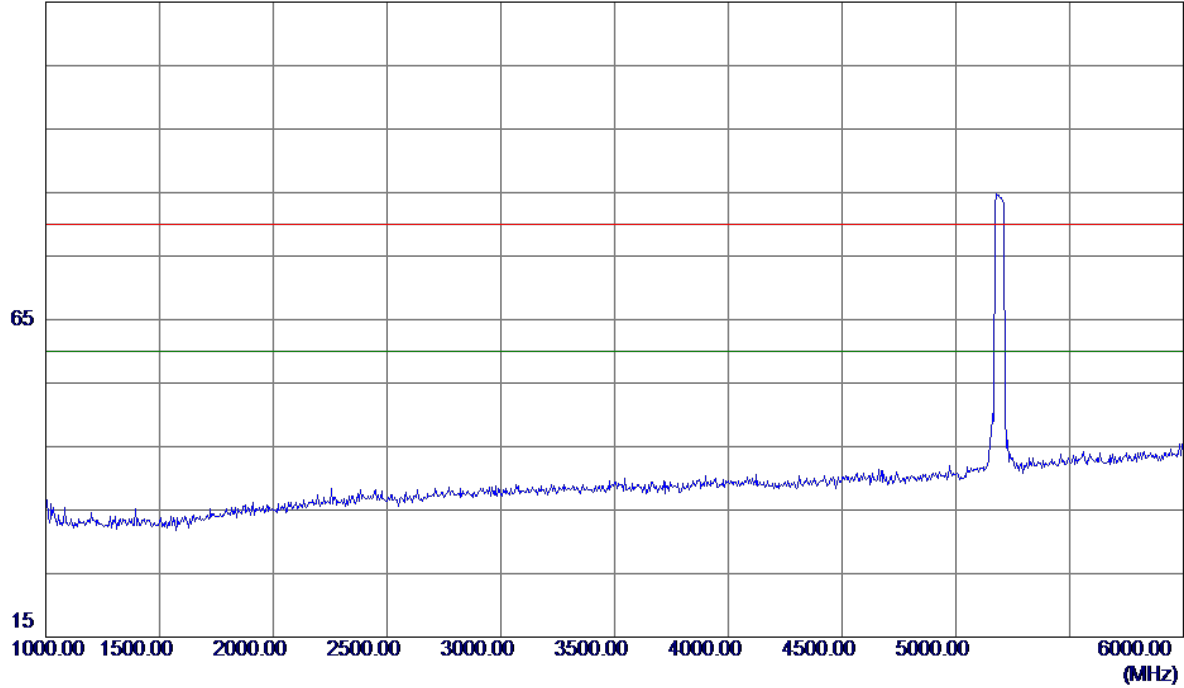


No.	Freq. MHz	Reading Level dBuV/m	Correct Factor dB	Measure ment dBuV/m	Limit dBuV/m	Margin dB	Detector	Comment
1	5150.0000	12.27	41.10	53.37	68.30	-14.93	Peak	
2	5150.0000	2.10	41.10	43.20	54.00	-10.80	AVG	
3	5184.8000	49.86	41.28	91.14	68.30	22.84	Peak	No Limit
4 *	5198.0000	41.05	41.35	82.40	54.00	28.40	AVG	No Limit

Orthogonal Axis:	X
Test Mode:	UNII-1/ TX N40 Mode 5190MHz

Horizontal

115 dBuV/m

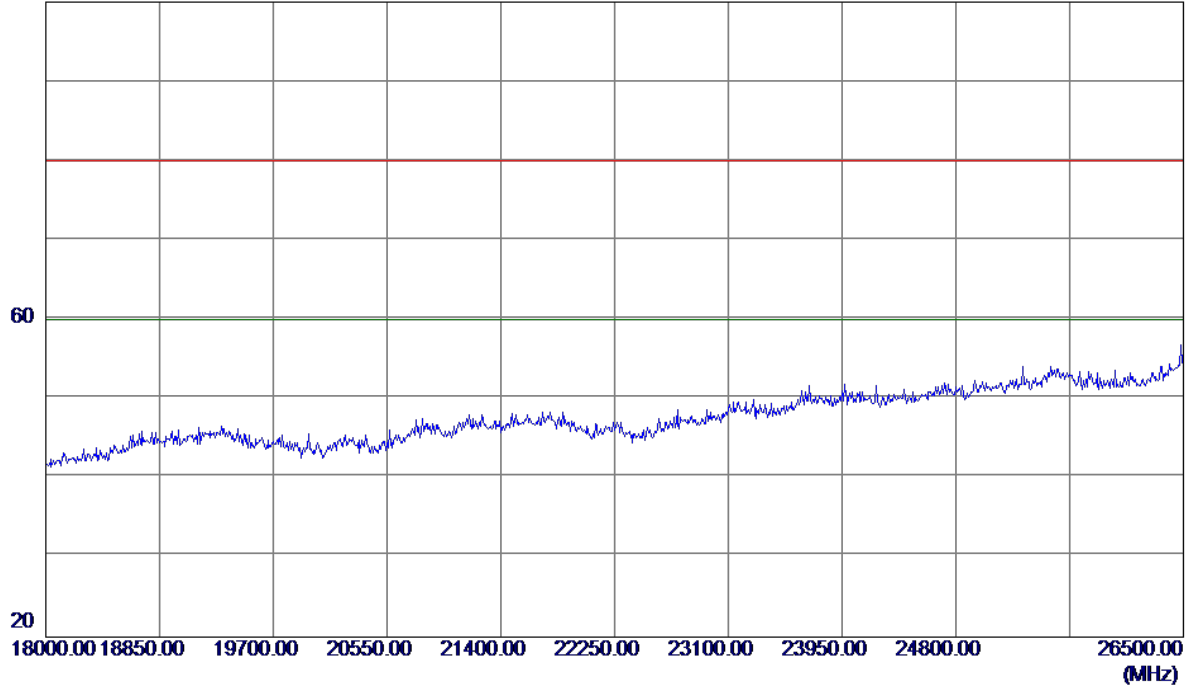


No.	Freq. MHz	Reading Level dBuV/m	Correct Factor dB	Measure ment dBuV/m	Limit dBuV/m	Margin dB	Detector	Comment

Orthogonal Axis:	X
Test Mode:	UNII-1/ TX N40 Mode 5190MHz

Horizontal

100 dBuV/m

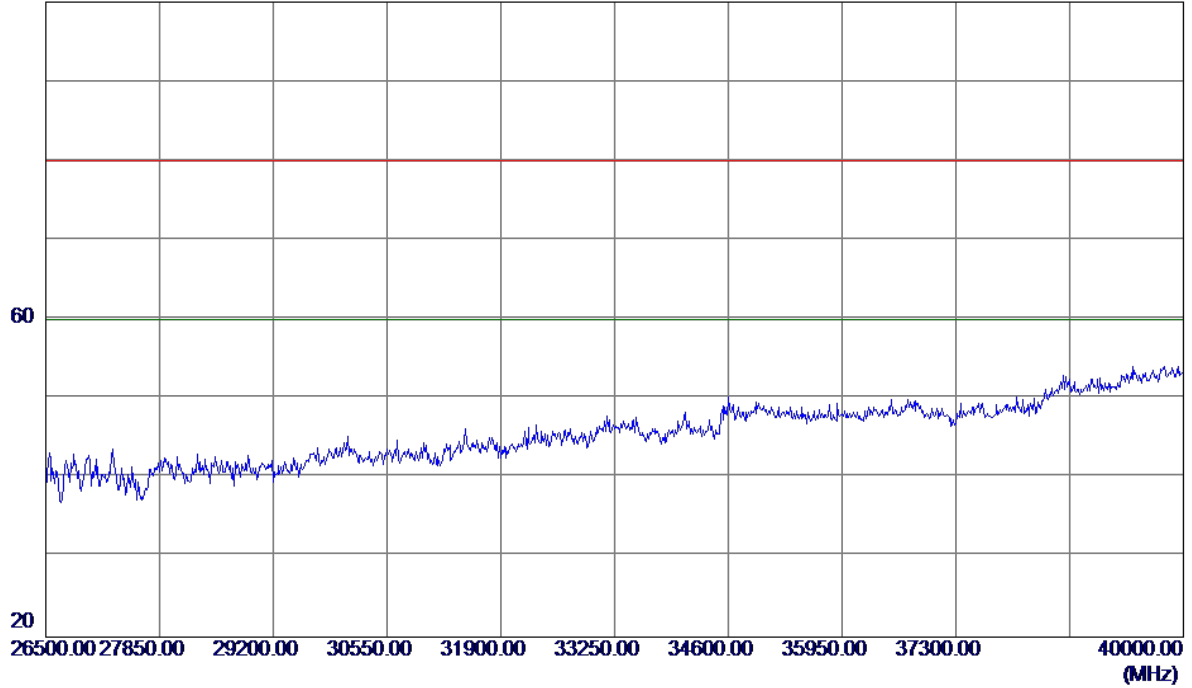


No.	Freq. MHz	Reading Level dBuV/m	Correct Factor dB	Measure ment dBuV/m	Limit dBuV/m	Margin dB	Detector	Comment

Orthogonal Axis:	X
Test Mode:	UNII-1/ TX N40 Mode 5190MHz

Horizontal

100 dBuV/m

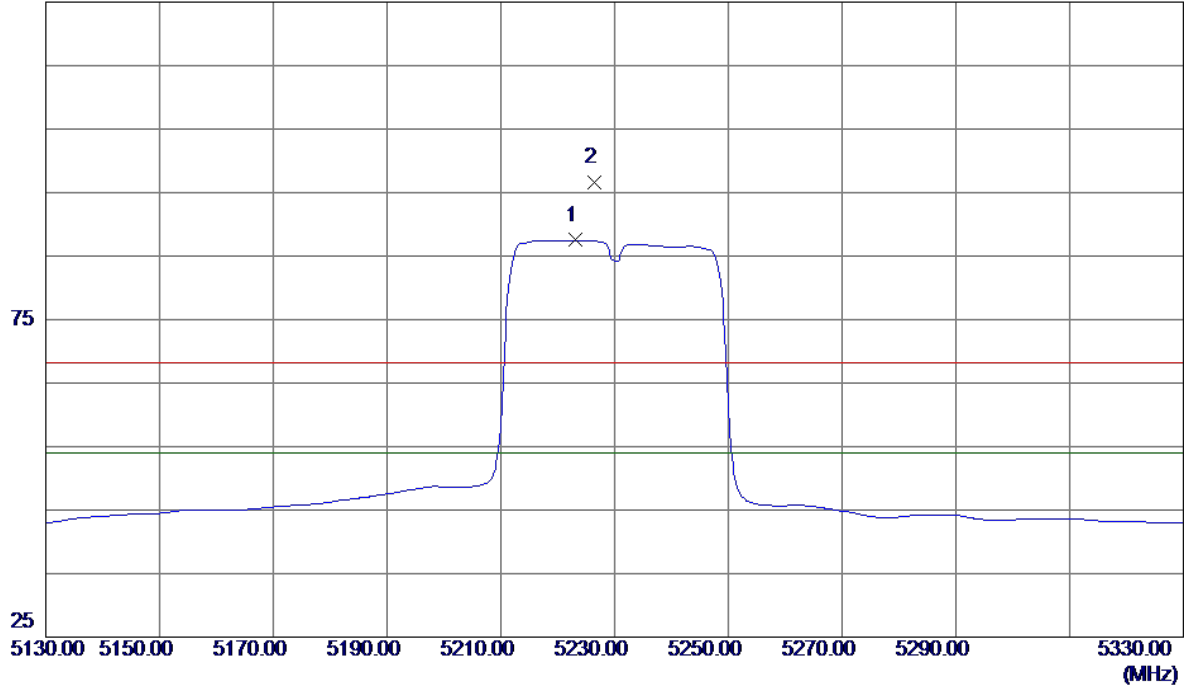


No.	Freq. MHz	Reading Level dBuV/m	Correct Factor dB	Measure ment dBuV/m	Limit dBuV/m	Margin dB	Detector	Comment

Orthogonal Axis:	X
Test Mode:	UNII-1/ TX N40 Mode 5230MHz

Vertical

125 dBuV/m

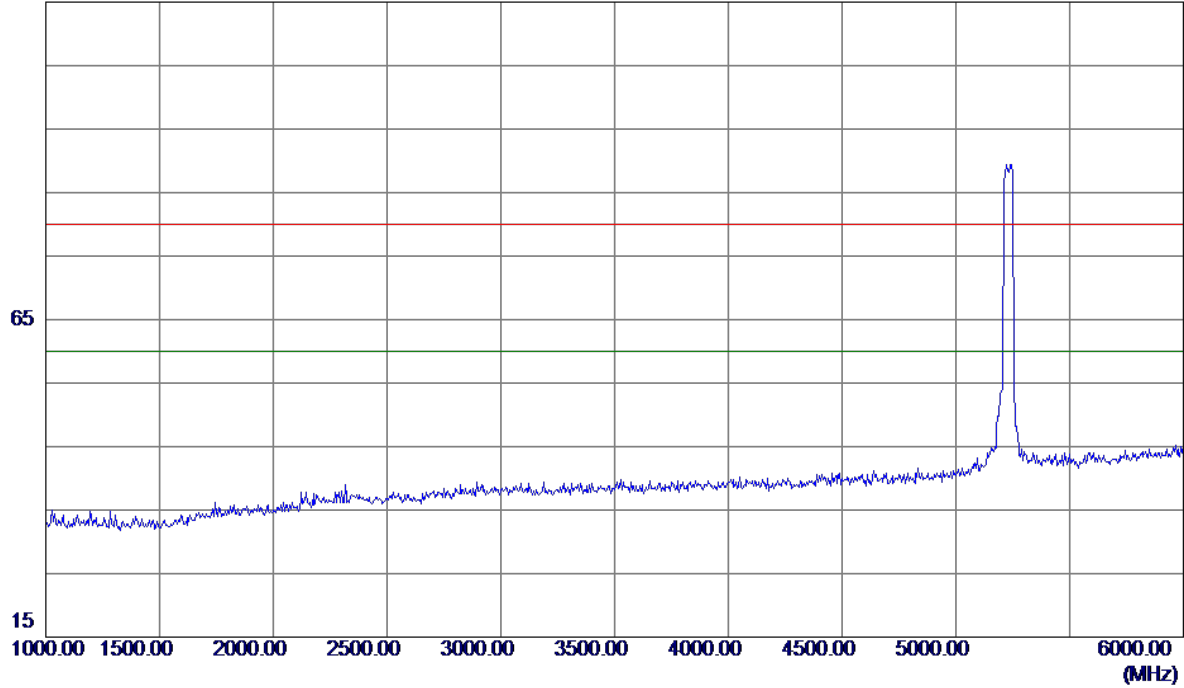


No.	Freq. MHz	Reading Level dBuV/m	Correct Factor dB	Measure ment dBuV/m	Limit dBuV/m	Margin dB	Detector	Comment
1 *	5223.2000	46.03	41.47	87.50	54.00	33.50	AVG	No Limit
2	5226.4000	55.06	41.49	96.55	68.30	28.25	Peak	No Limit

Orthogonal Axis:	X
Test Mode:	UNII-1/ TX N40 Mode 5230MHz

Vertical

115 dBuV/m

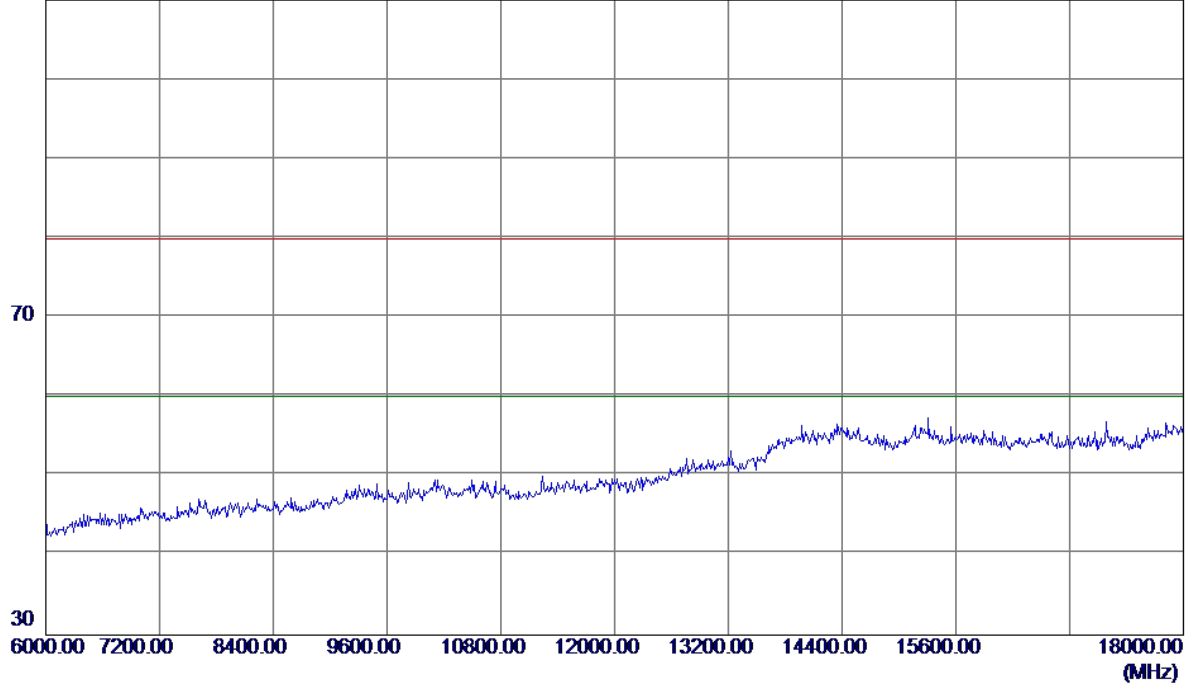


No.	Freq. MHz	Reading Level dBuV/m	Correct Factor dB	Measure ment dBuV/m	Limit dBuV/m	Margin dB	Detector	Comment

Orthogonal Axis:	X
Test Mode:	UNII-1/ TX N40 Mode 5230MHz

Vertical

110 dBuV/m

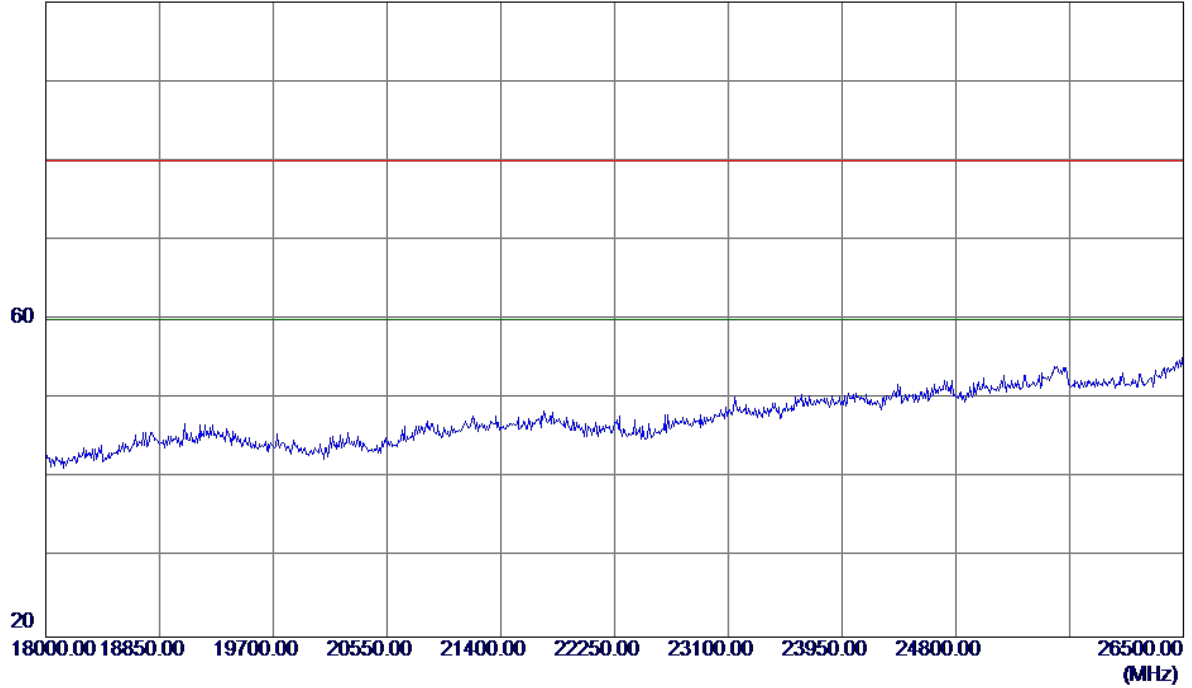


No.	Freq. MHz	Reading Level dBuV/m	Correct Factor dB	Measure ment dBuV/m	Limit dBuV/m	Margin dB	Detector	Comment

Orthogonal Axis:	X
Test Mode:	UNII-1/ TX N40 Mode 5230MHz

Vertical

100 dBuV/m

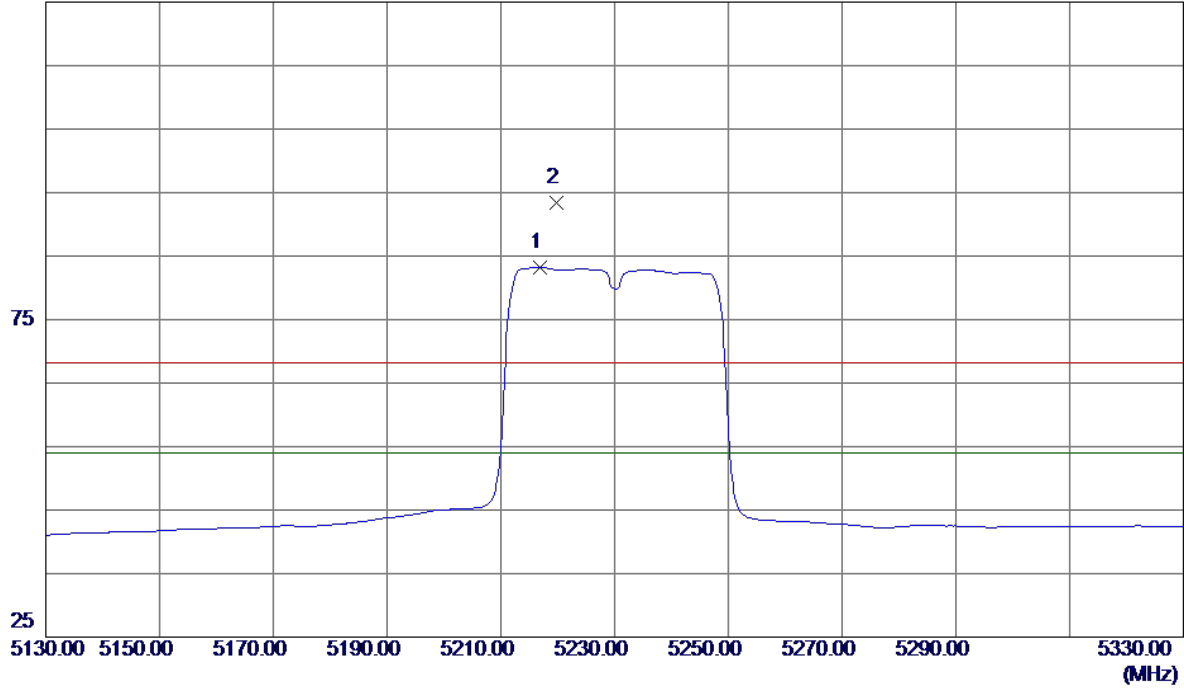


No.	Freq. MHz	Reading Level dBuV/m	Correct Factor dB	Measure ment dBuV/m	Limit dBuV/m	Margin dB	Detector	Comment

Orthogonal Axis:	X
Test Mode:	UNII-1/ TX N40 Mode 5230MHz

Horizontal

125 dBuV/m

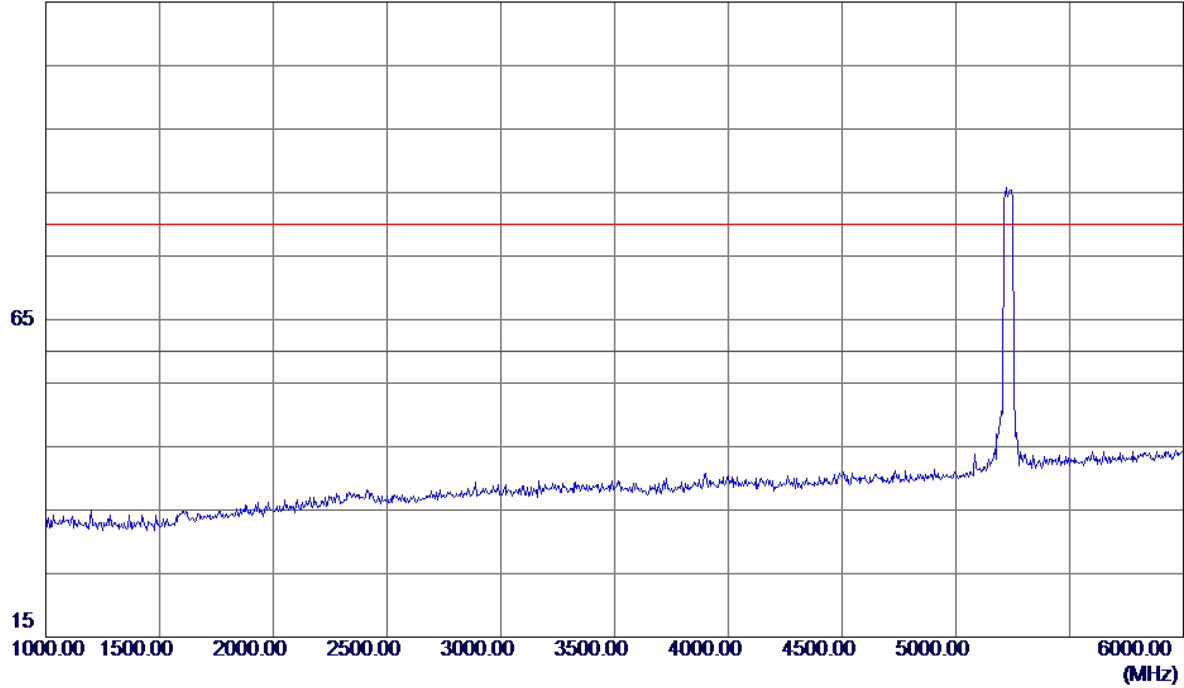


No.	Freq. MHz	Reading Level dBuV/m	Correct Factor dB	Measure ment dBuV/m	Limit dBuV/m	Margin dB	Detector	Comment
1 *	5216.8000	41.75	41.44	83.19	54.00	29.19	AVG	No Limit
2	5219.8000	52.00	41.46	93.46	68.30	25.16	Peak	No Limit

Orthogonal Axis:	X
Test Mode:	UNII-1/ TX N40 Mode 5230MHz

Horizontal

115 dBuV/m

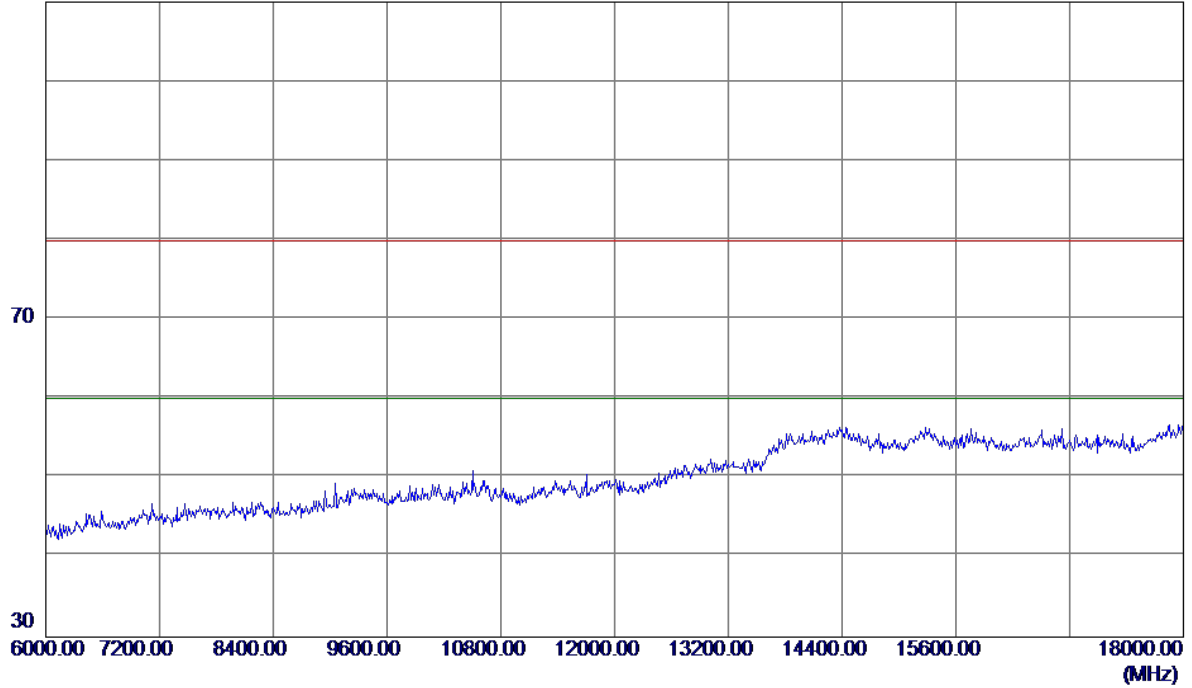


No.	Freq. MHz	Reading Level dBuV/m	Correct Factor dB	Measure ment dBuV/m	Limit dBuV/m	Margin dB	Detector	Comment

Orthogonal Axis:	X
Test Mode:	UNII-1/ TX N40 Mode 5230MHz

Horizontal

110 dBuV/m

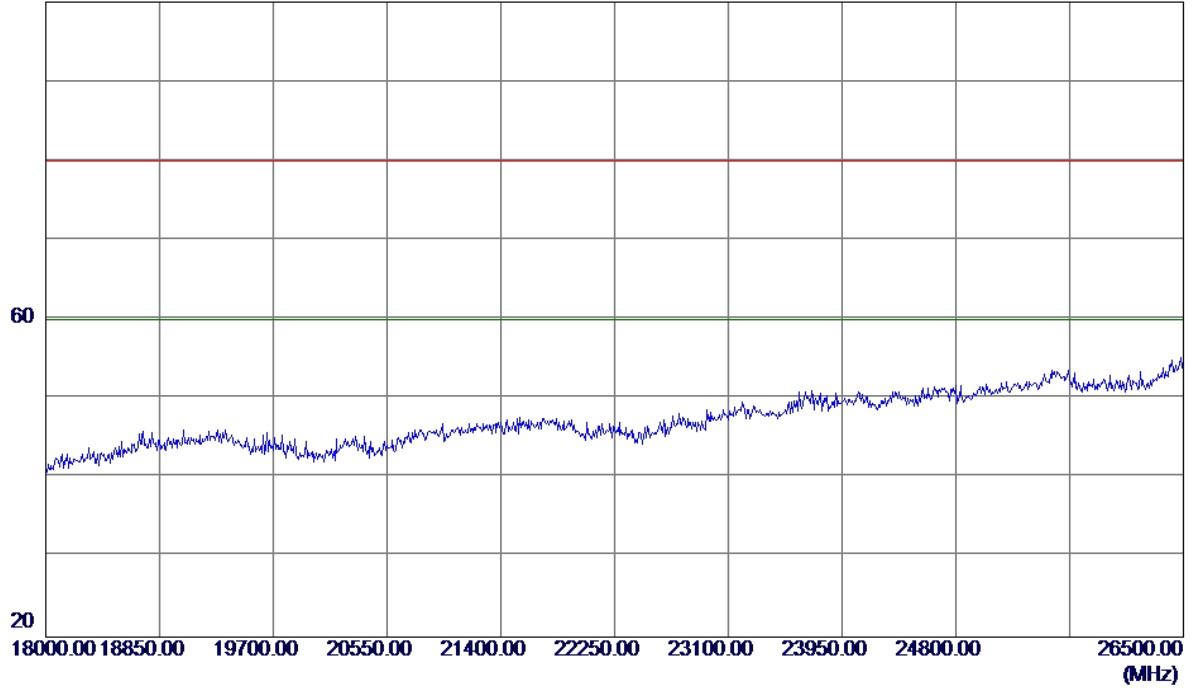


No.	Freq. MHz	Reading Level dBuV/m	Correct Factor dB	Measure ment dBuV/m	Limit dBuV/m	Margin dB	Detector	Comment

Orthogonal Axis:	X
Test Mode:	UNII-1/ TX N40 Mode 5230MHz

Horizontal

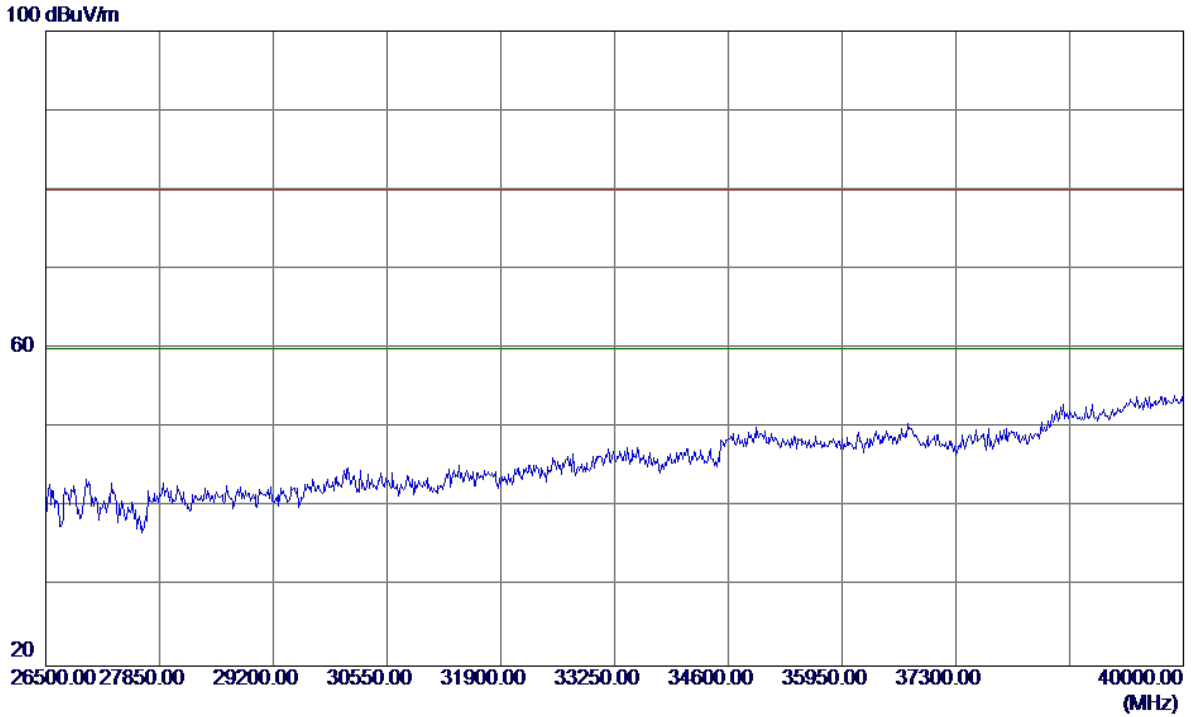
100 dBuV/m



No.	Freq. MHz	Reading Level dBuV/m	Correct Factor dB	Measure ment dBuV/m	Limit dBuV/m	Margin dB	Detector	Comment

Orthogonal Axis:	X
Test Mode:	UNII-1/ TX N40 Mode 5230MHz

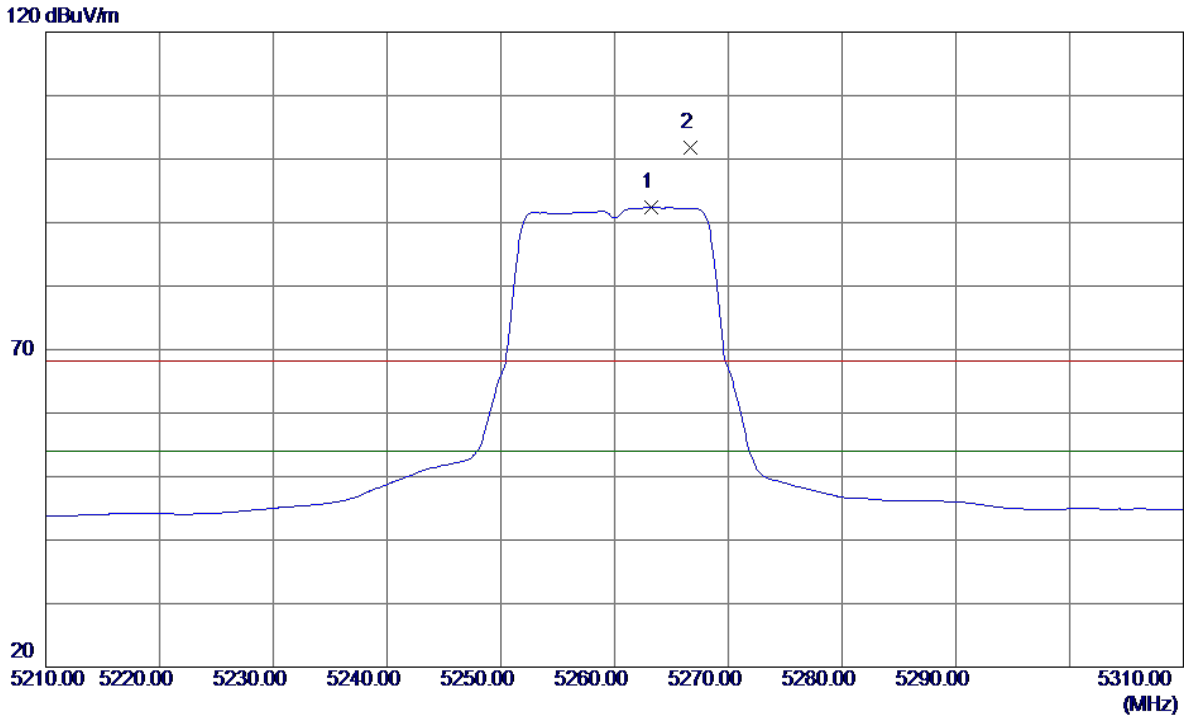
Horizontal



No.	Freq. MHz	Reading Level dBuV/m	Correct Factor dB	Measure ment dBuV/m	Limit dBuV/m	Margin dB	Detector	Comment

Orthogonal Axis :	X
Test Mode :	UNII-2A/ TX A Mode 5260MHz

Vertical

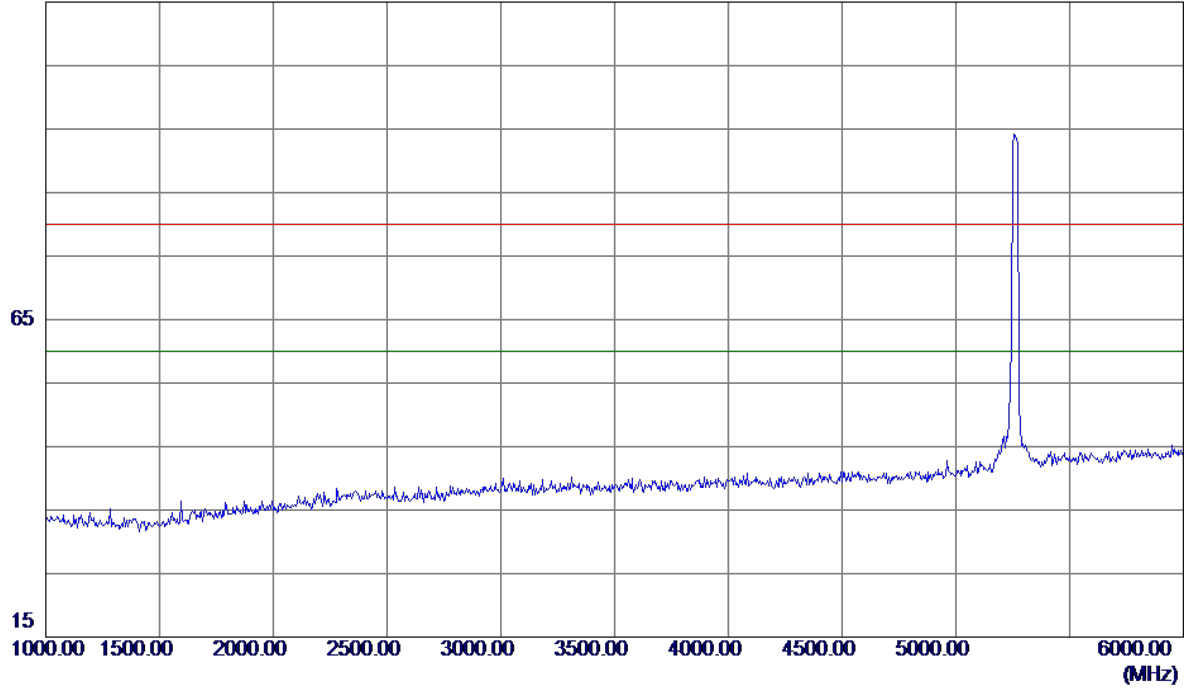


No.	Freq. MHz	Reading Level dBuV/m	Correct Factor dB	Measure ment dBuV/m	Limit dBuV/m	Margin dB	Detector	Comment
1 *	5263.2000	50.67	41.68	92.35	54.00	38.35	AVG	No Limit
2	5266.7000	60.10	41.69	101.79	68.30	33.49	Peak	No Limit

Orthogonal Axis :	X
Test Mode :	UNII-2A/ TX A Mode 5260MHz

Vertical

115 dBuV/m

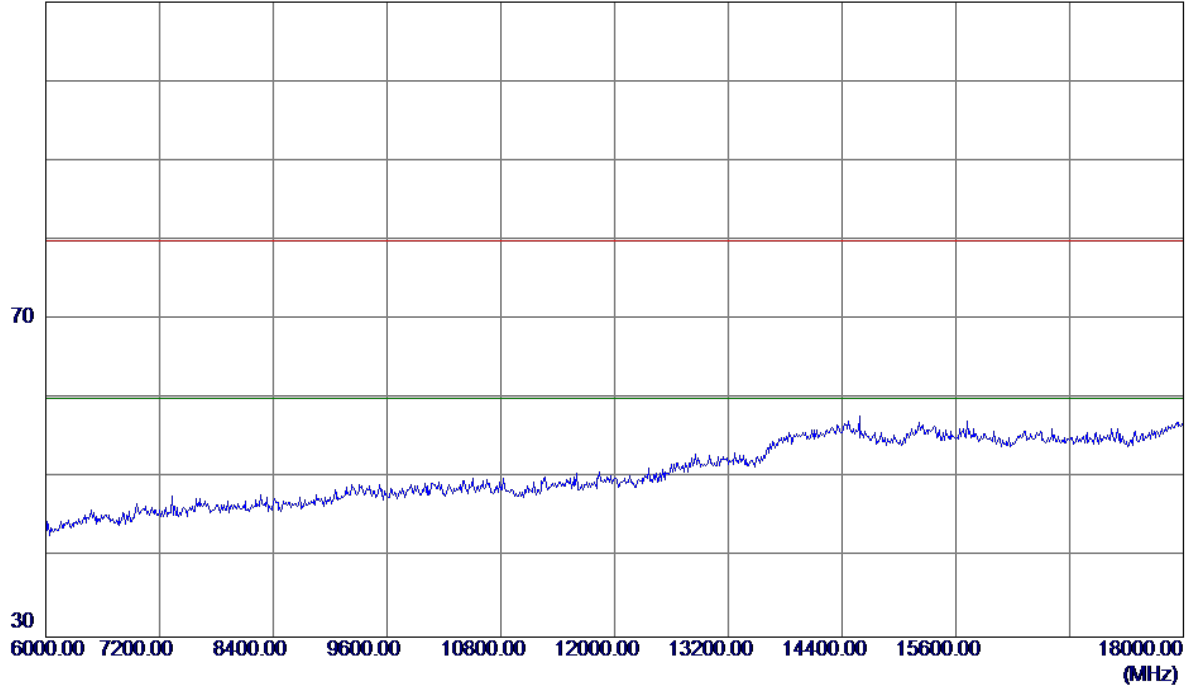


No.	Freq. MHz	Reading Level dBuV/m	Correct Factor dB	Measure ment dBuV/m	Limit dBuV/m	Margin dB	Detector	Comment

Orthogonal Axis :	X
Test Mode :	UNII-2A/ TX A Mode 5260MHz

Vertical

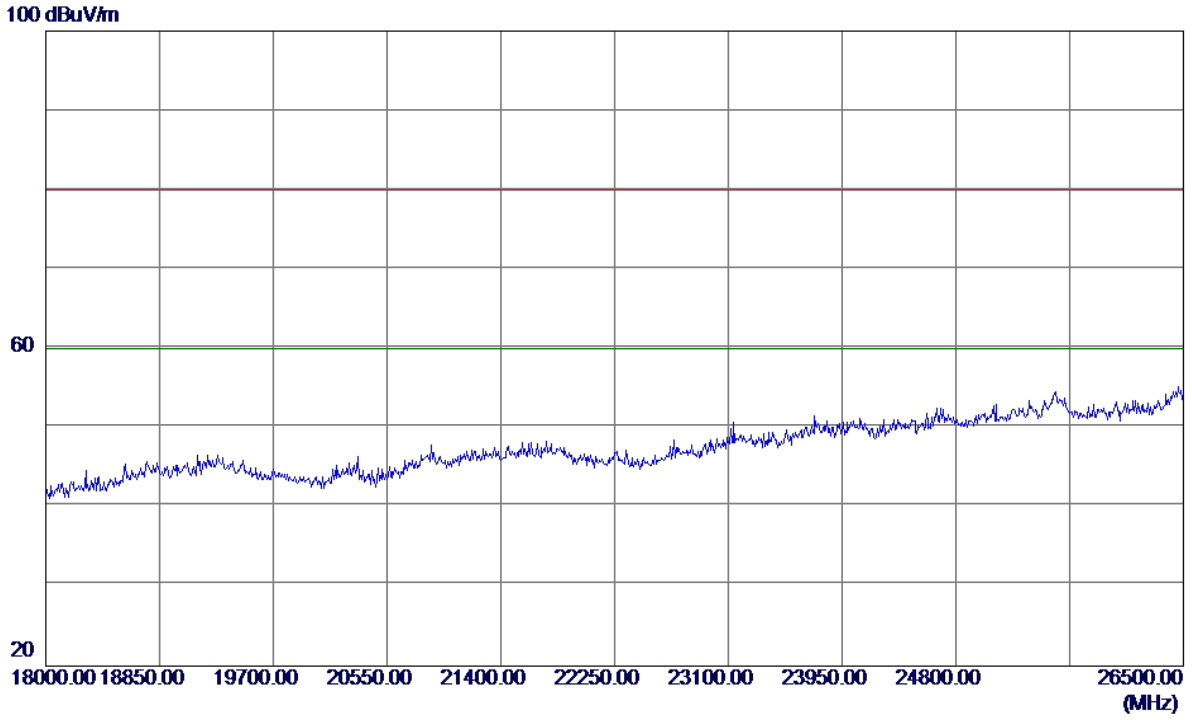
110 dBuV/m



No.	Freq. MHz	Reading Level dBuV/m	Correct Factor dB	Measure ment dBuV/m	Limit dBuV/m	Margin dB	Detector	Comment

Orthogonal Axis :	X
Test Mode :	UNII-2A/ TX A Mode 5260MHz

Vertical

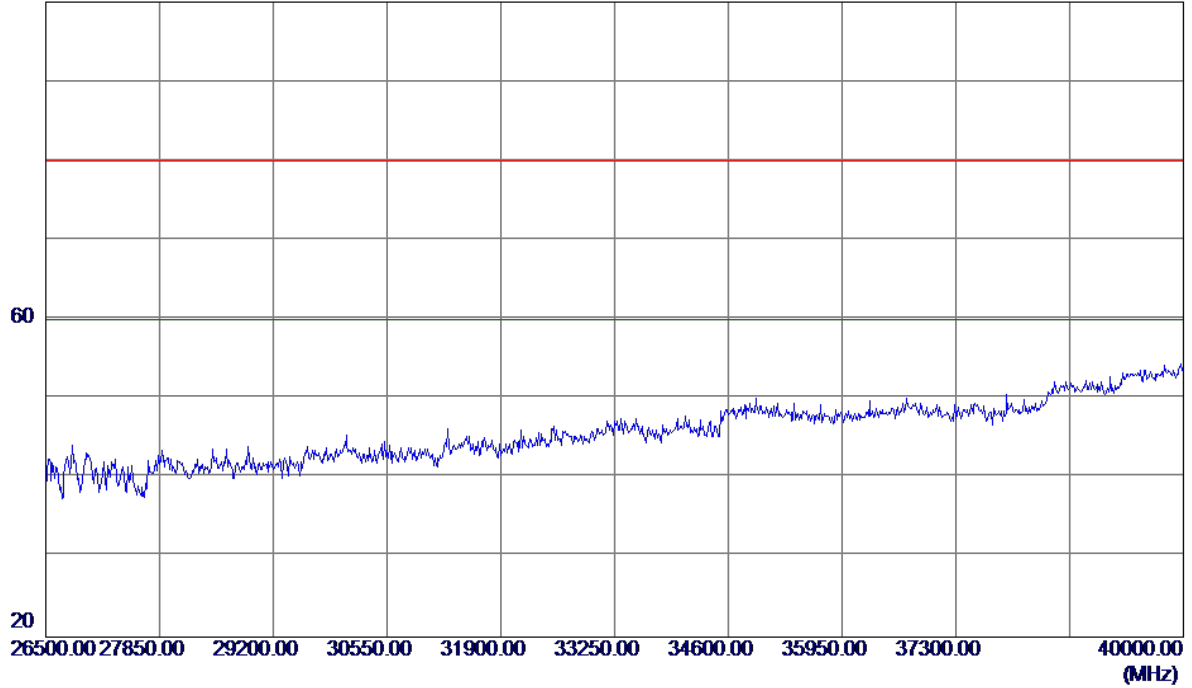


No.	Freq. MHz	Reading Level dBuV/m	Correct Factor dB	Measure ment dBuV/m	Limit dBuV/m	Margin dB	Detector	Comment

Orthogonal Axis :	X
Test Mode :	UNII-2A/ TX A Mode 5260MHz

Vertical

100 dBuV/m

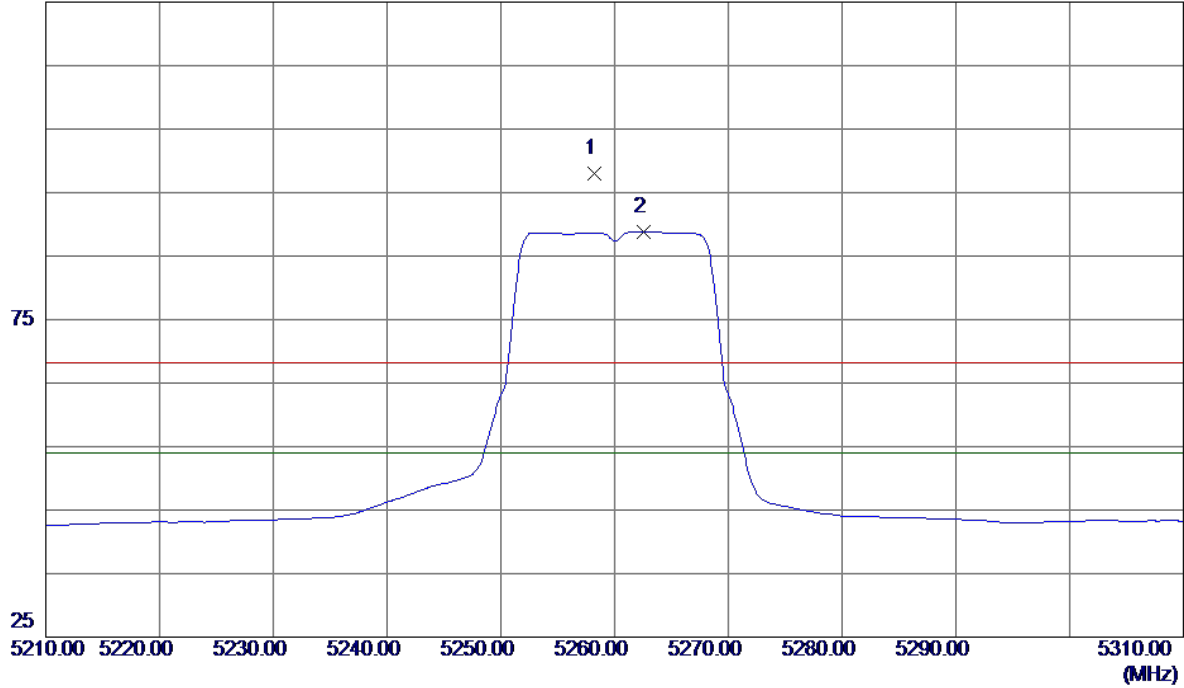


No.	Freq. MHz	Reading Level dBuV/m	Correct Factor dB	Measure ment dBuV/m	Limit dBuV/m	Margin dB	Detector	Comment

Orthogonal Axis :	X
Test Mode :	UNII-2A/ TX A Mode 5260MHz

Horizontal

125 dBuV/m

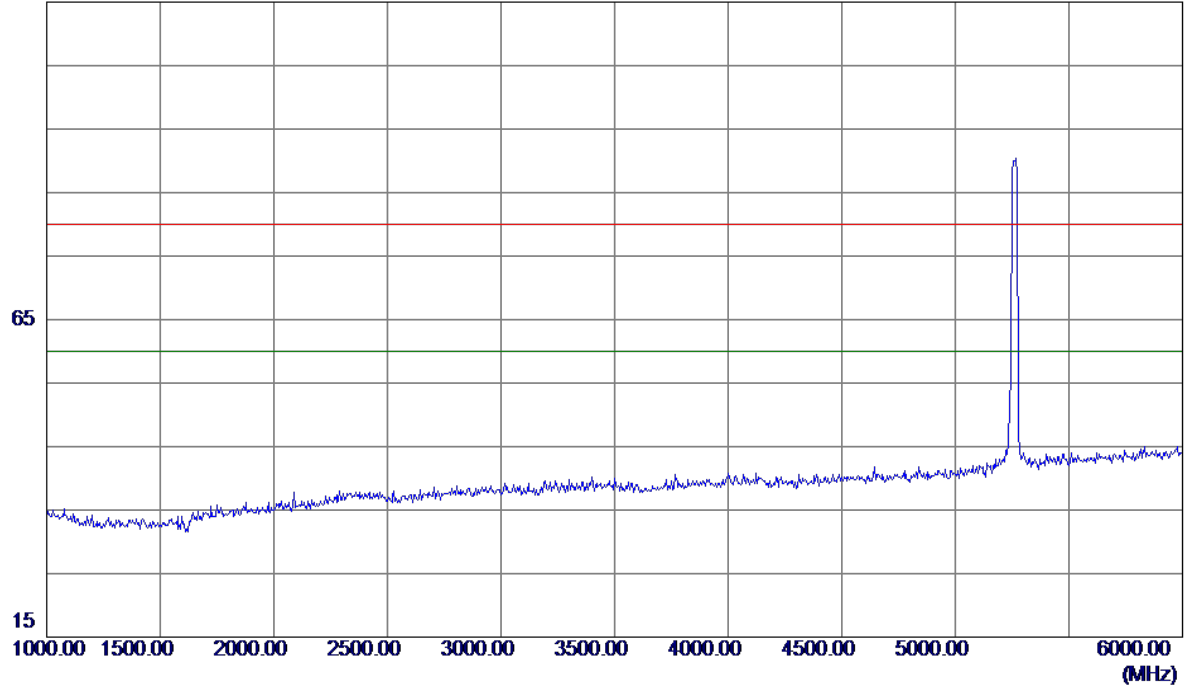


No.	Freq. MHz	Reading Level dBuV/m	Correct Factor dB	Measure ment dBuV/m	Limit dBuV/m	Margin dB	Detector	Comment
1	5258.2000	56.44	41.65	98.09	68.30	29.79	Peak	No Limit
2 *	5262.6000	47.13	41.67	88.80	54.00	34.80	AVG	No Limit

Orthogonal Axis :	X
Test Mode :	UNII-2A/ TX A Mode 5260MHz

Horizontal

115 dBuV/m

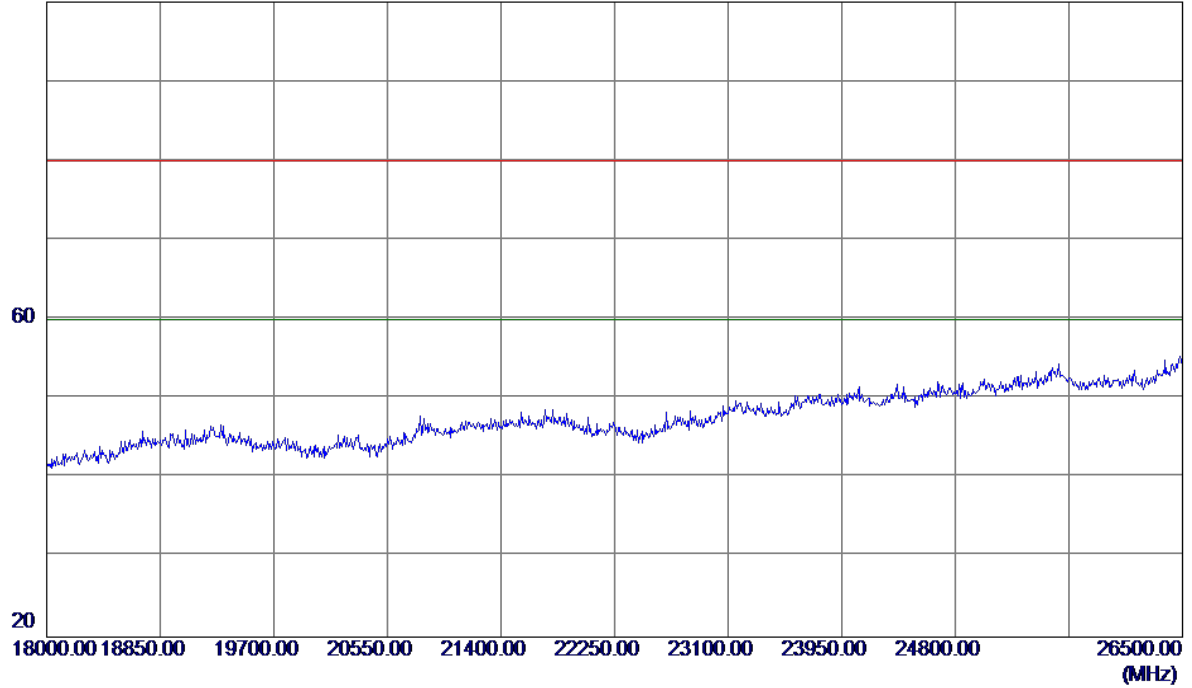


No.	Freq. MHz	Reading Level dBuV/m	Correct Factor dB	Measure ment dBuV/m	Limit dBuV/m	Margin dB	Detector	Comment

Orthogonal Axis :	X
Test Mode :	UNII-2A/ TX A Mode 5260MHz

Horizontal

100 dBuV/m

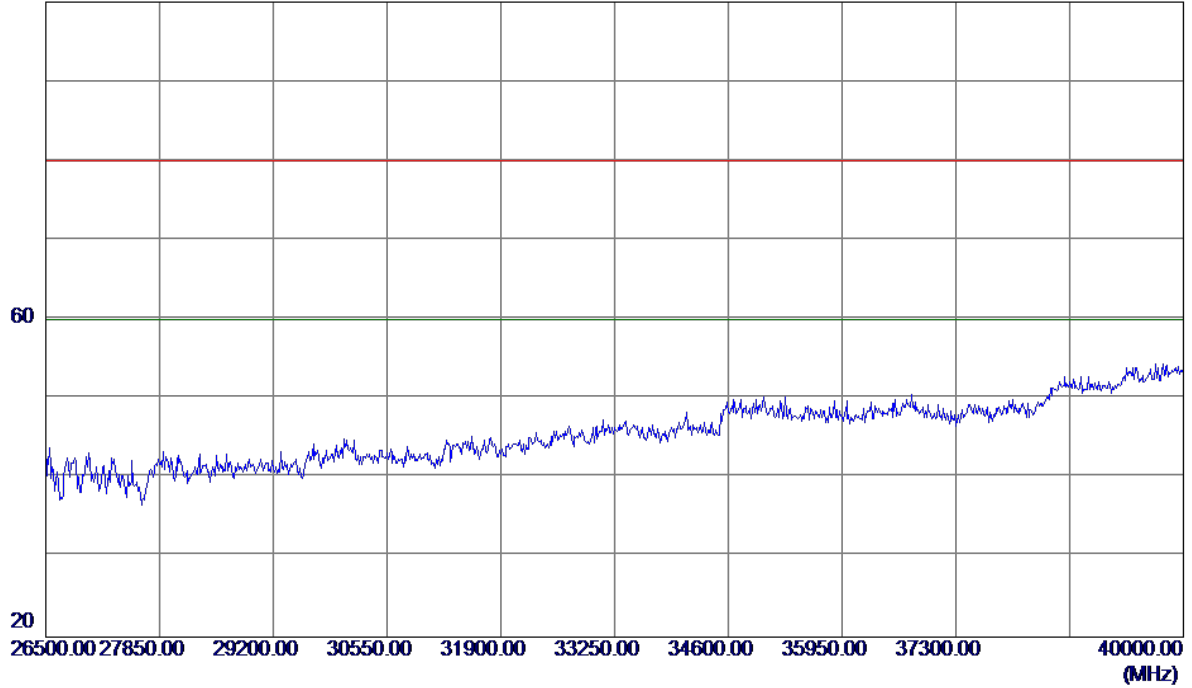


No.	Freq. MHz	Reading Level dBuV/m	Correct Factor dB	Measure ment dBuV/m	Limit dBuV/m	Margin dB	Detector	Comment

Orthogonal Axis :	X
Test Mode :	UNII-2A/ TX A Mode 5260MHz

Horizontal

100 dBuV/m

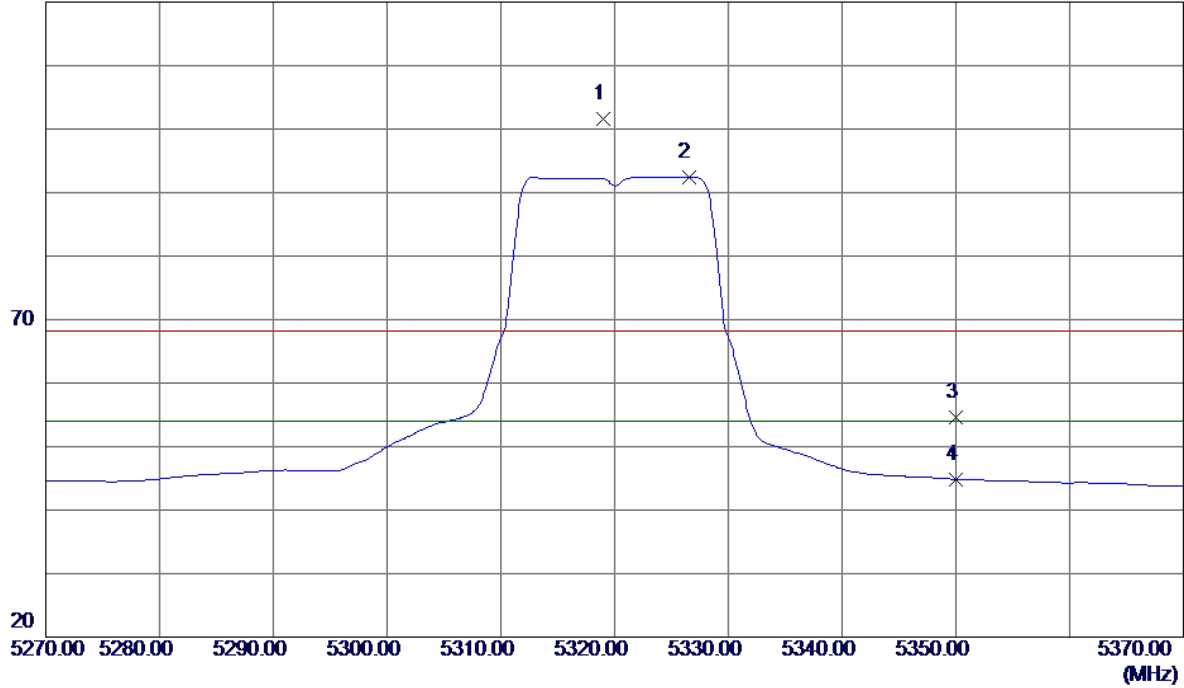


No.	Freq. MHz	Reading Level dBuV/m	Correct Factor dB	Measure ment dBuV/m	Limit dBuV/m	Margin dB	Detector	Comment

Orthogonal Axis :	X
Test Mode :	UNII-2A/ TX A Mode 5320MHz

Vertical

120 dBuV/m

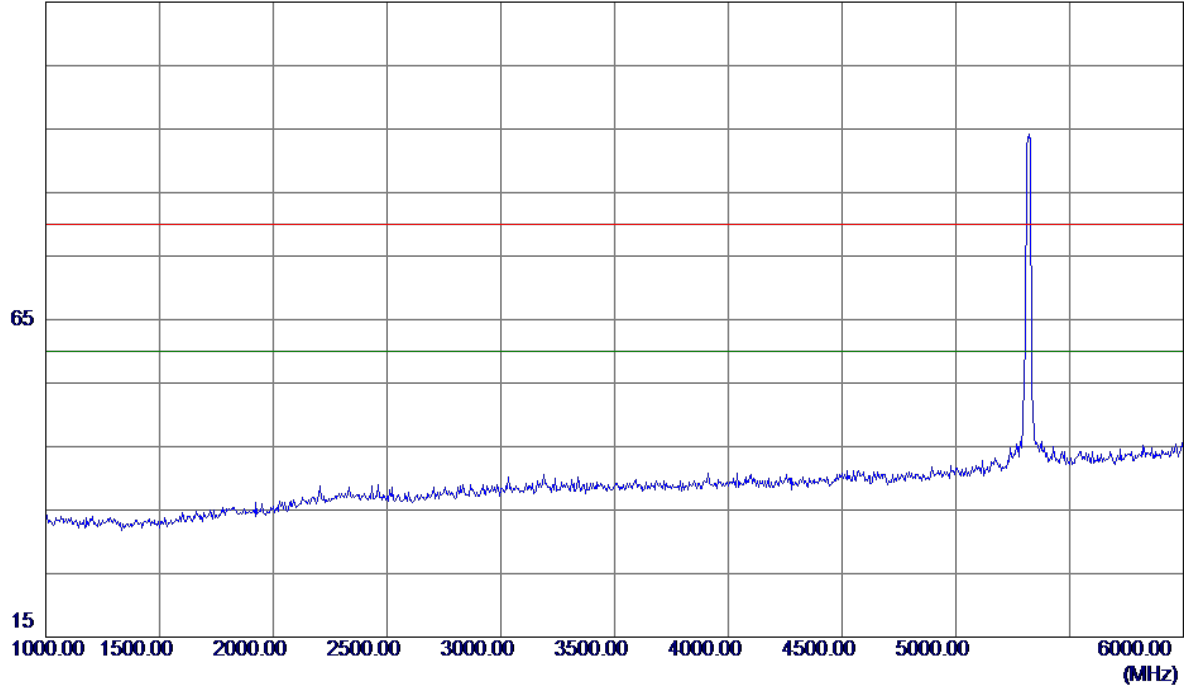


No.	Freq. MHz	Reading Level dBuV/m	Correct Factor dB	Measure ment dBuV/m	Limit dBuV/m	Margin dB	Detector	Comment
1	5319.0000	59.62	41.96	101.58	68.30	33.28	Peak	No Limit
2 *	5326.5000	50.47	42.00	92.47	54.00	38.47	AVG	No Limit
3	5350.0000	12.57	42.12	54.69	68.30	-13.61	Peak	
4	5350.0000	2.71	42.12	44.83	54.00	-9.17	AVG	

Orthogonal Axis :	X
Test Mode :	UNII-2A/ TX A Mode 5320MHz

Vertical

115 dBuV/m

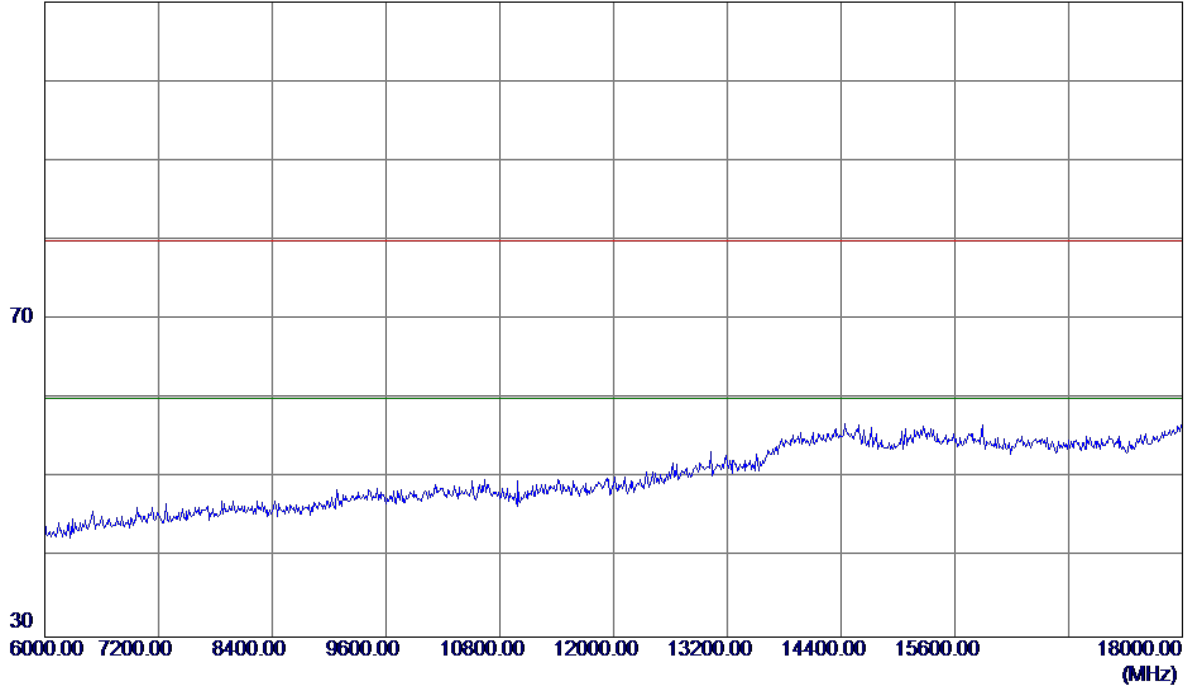


No.	Freq. MHz	Reading Level dBuV/m	Correct Factor dB	Measure ment dBuV/m	Limit dBuV/m	Margin dB	Detector	Comment
-----	--------------	----------------------------	-------------------------	---------------------------	-----------------	--------------	----------	---------

Orthogonal Axis :	X
Test Mode :	UNII-2A/ TX A Mode 5320MHz

Vertical

110 dBuV/m

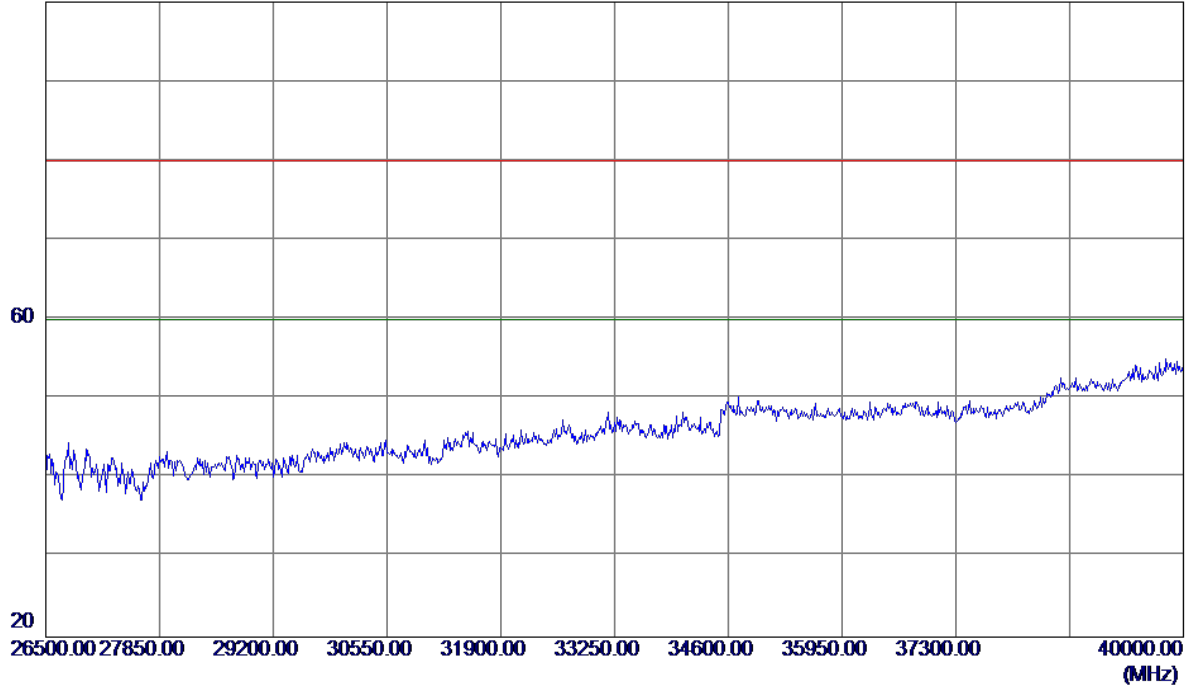


No.	Freq. MHz	Reading Level dBuV/m	Correct Factor dB	Measure ment dBuV/m	Limit dBuV/m	Margin dB	Detector	Comment

Orthogonal Axis :	X
Test Mode :	UNII-2A/ TX A Mode 5320MHz

Vertical

100 dBuV/m

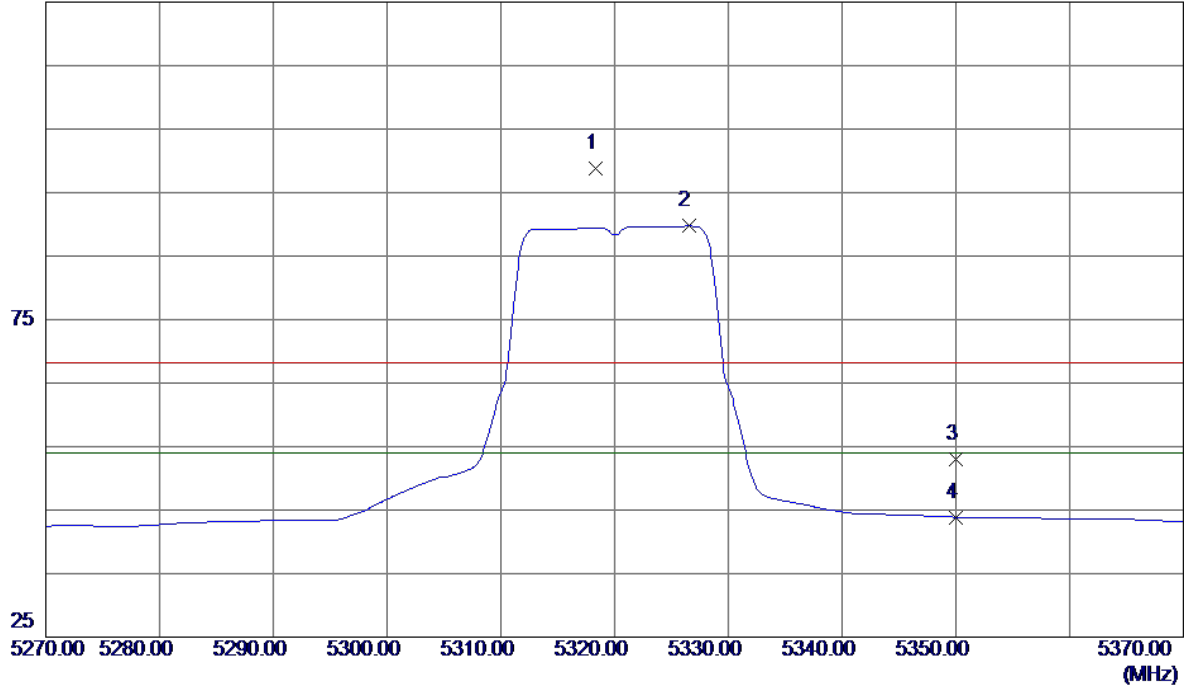


No.	Freq. MHz	Reading Level dBuV/m	Correct Factor dB	Measure ment dBuV/m	Limit dBuV/m	Margin dB	Detector	Comment

Orthogonal Axis :	X
Test Mode :	UNII-2A/ TX A Mode 5320MHz

Horizontal

125 dBuV/m

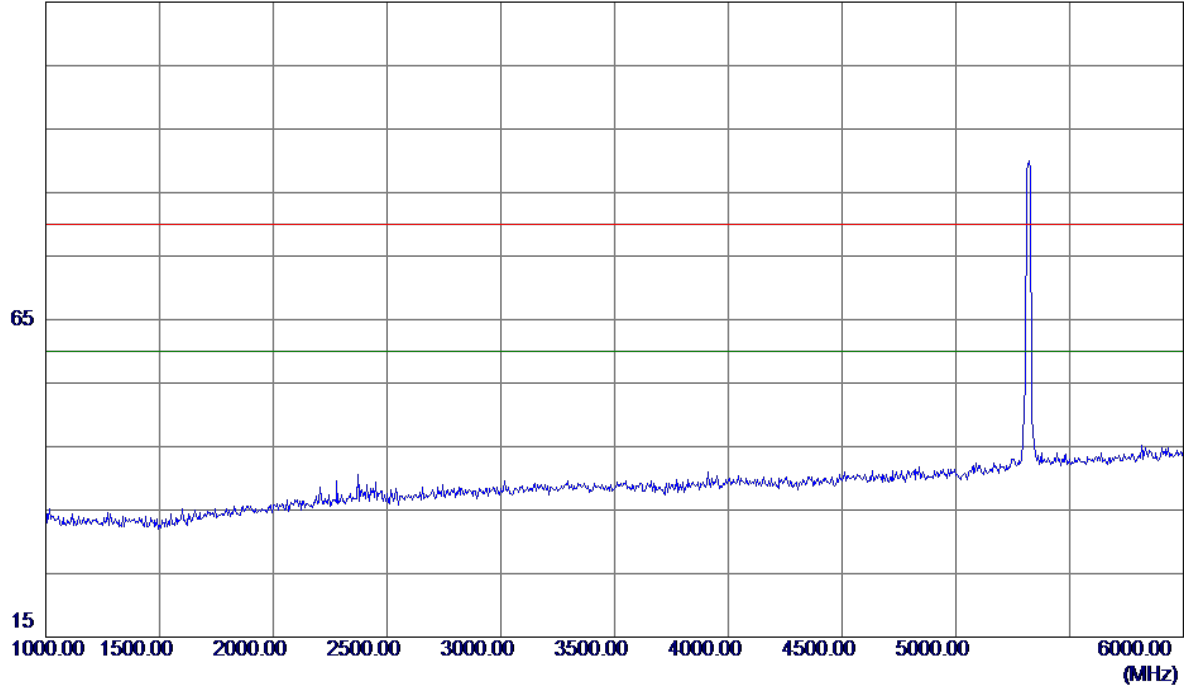


No.	Freq. MHz	Reading Level dBuV/m	Correct Factor dB	Measure ment dBuV/m	Limit dBuV/m	Margin dB	Detector	Comment
1	5318.3000	56.89	41.96	98.85	68.30	30.55	Peak	No Limit
2 *	5326.5000	47.71	42.00	89.71	54.00	35.71	AVG	No Limit
3	5350.0000	10.82	42.12	52.94	68.30	-15.36	Peak	
4	5350.0000	1.75	42.12	43.87	54.00	-10.13	AVG	

Orthogonal Axis :	X
Test Mode :	UNII-2A/ TX A Mode 5320MHz

Horizontal

115 dBuV/m

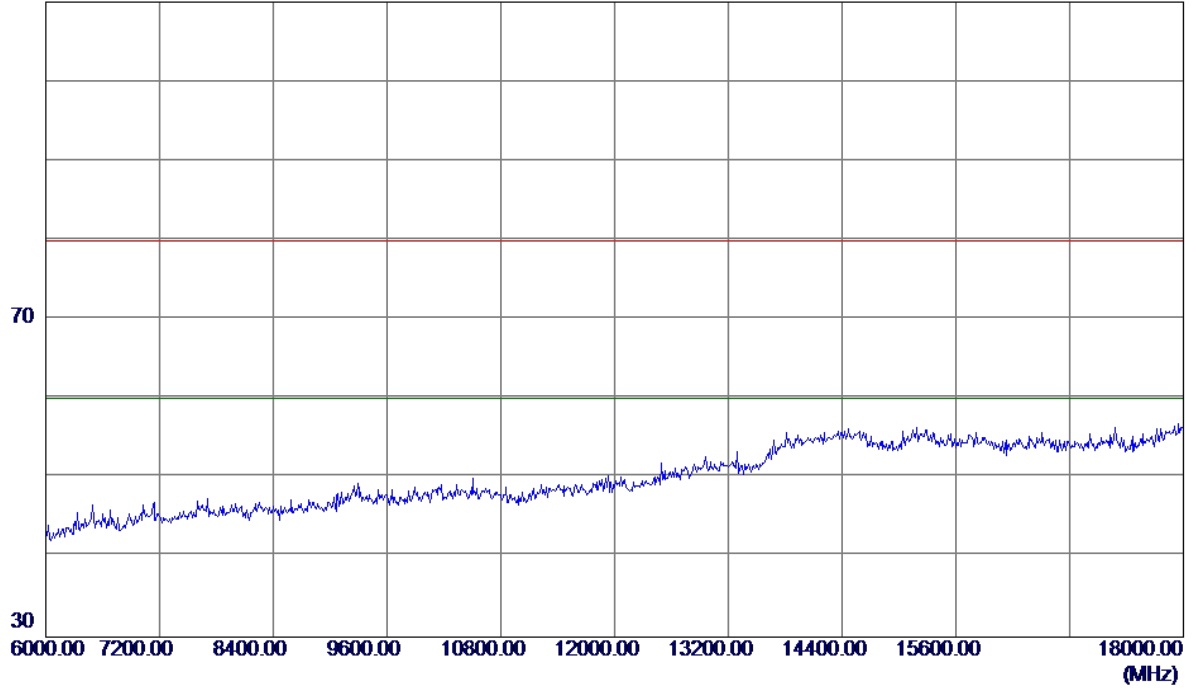


No.	Freq. MHz	Reading Level dBuV/m	Correct Factor dB	Measure ment dBuV/m	Limit dBuV/m	Margin dB	Detector	Comment
-----	--------------	----------------------------	-------------------------	---------------------------	-----------------	--------------	----------	---------

Orthogonal Axis :	X
Test Mode :	UNII-2A/ TX A Mode 5320MHz

Horizontal

110 dBuV/m

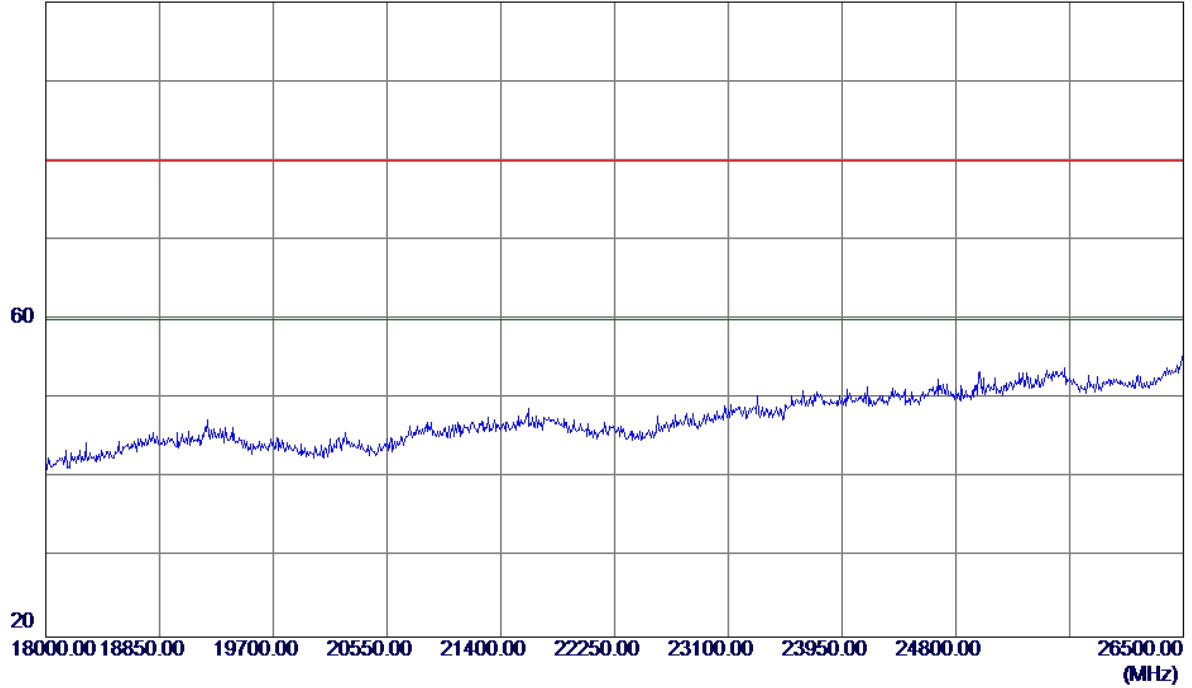


No.	Freq. MHz	Reading Level dBuV/m	Correct Factor dB	Measure ment dBuV/m	Limit dBuV/m	Margin dB	Detector	Comment

Orthogonal Axis :	X
Test Mode :	UNII-2A/ TX A Mode 5320MHz

Horizontal

100 dBuV/m

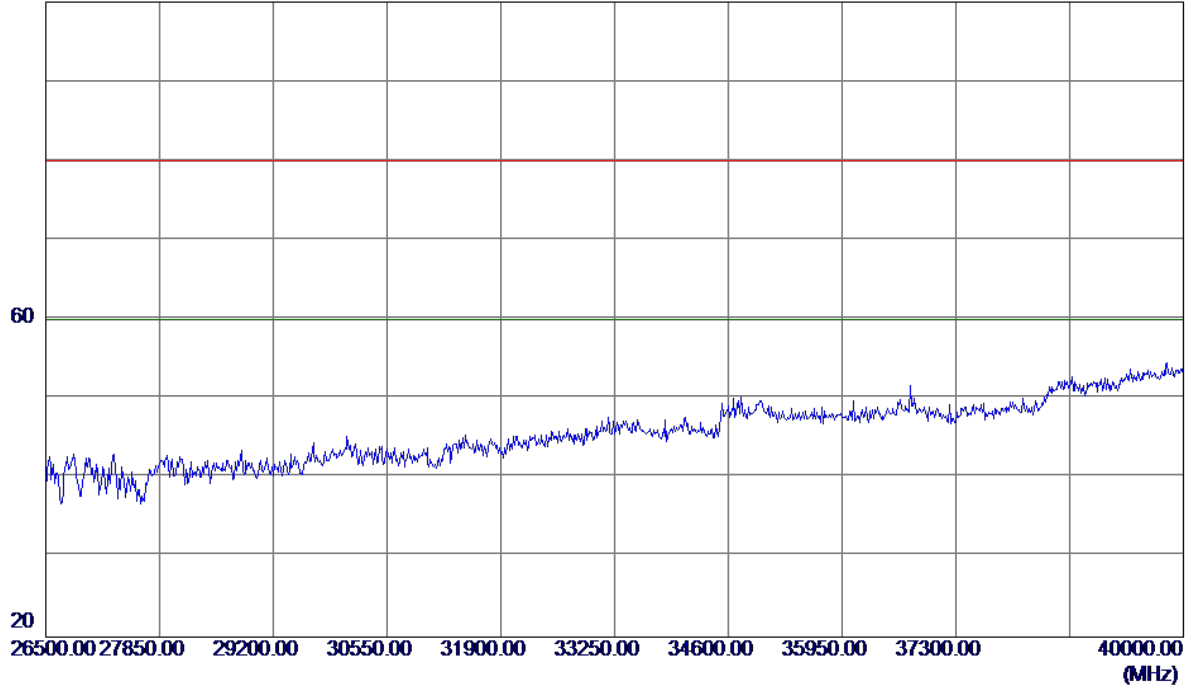


No.	Freq. MHz	Reading Level dBuV/m	Correct Factor dB	Measure ment dBuV/m	Limit dBuV/m	Margin dB	Detector	Comment

Orthogonal Axis :	X
Test Mode :	UNII-2A/ TX A Mode 5320MHz

Horizontal

100 dBuV/m

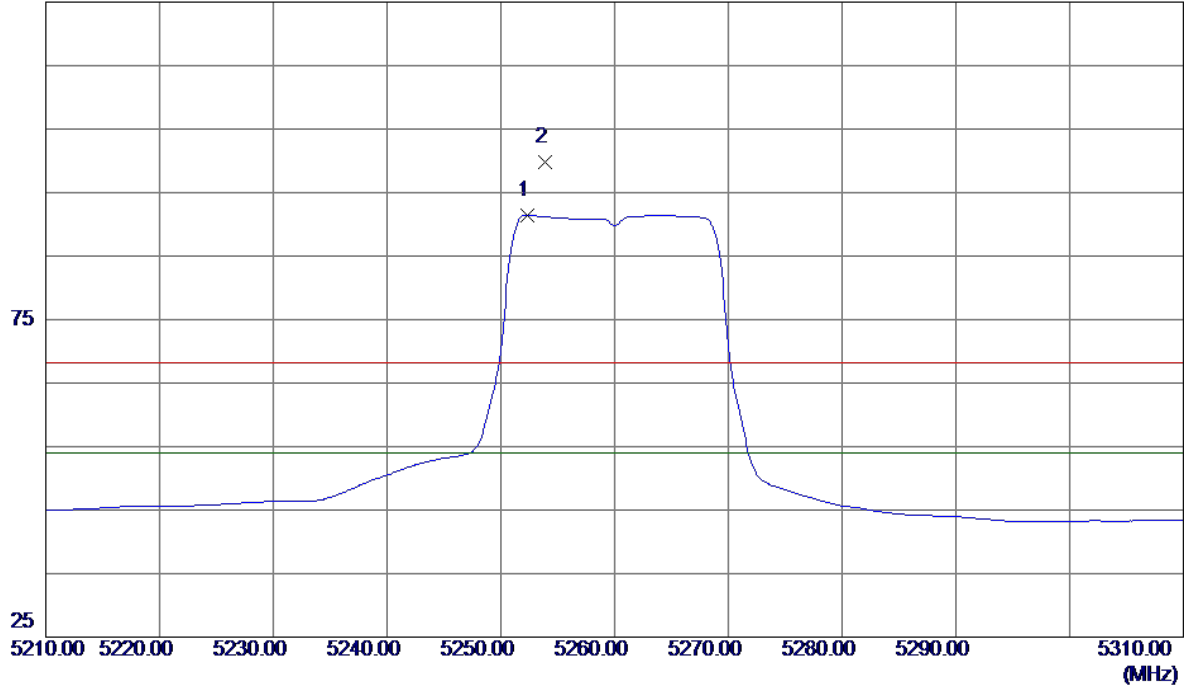


No.	Freq. MHz	Reading Level dBuV/m	Correct Factor dB	Measure ment dBuV/m	Limit dBuV/m	Margin dB	Detector	Comment

Orthogonal Axis :	X
Test Mode :	UNII-2A/ TX N20 Mode 5260MHz

Vertical

125 dBuV/m

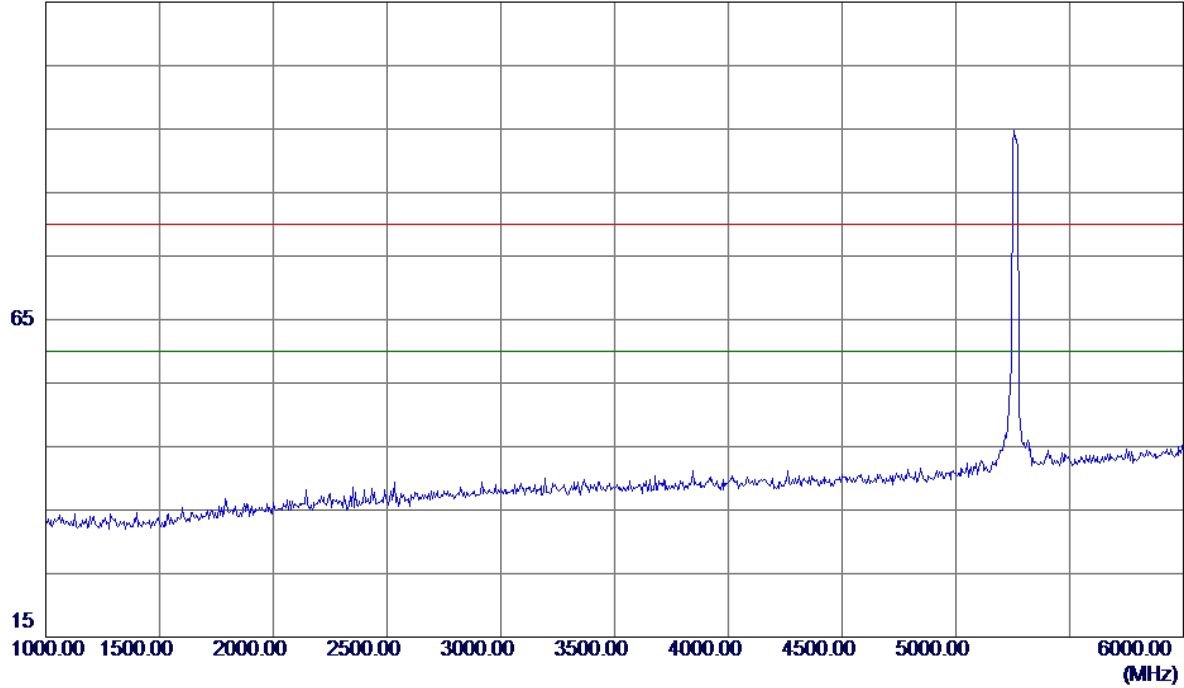


No.	Freq. MHz	Reading Level dBuV/m	Correct Factor dB	Measure ment dBuV/m	Limit dBuV/m	Margin dB	Detector	Comment
1 *	5252.3000	49.81	41.62	91.43	54.00	37.43	AVG	No Limit
2	5253.9000	58.21	41.63	99.84	68.30	31.54	Peak	No Limit

Orthogonal Axis :	X
Test Mode :	UNII-2A/ TX N20 Mode 5260MHz

Vertical

115 dBuV/m

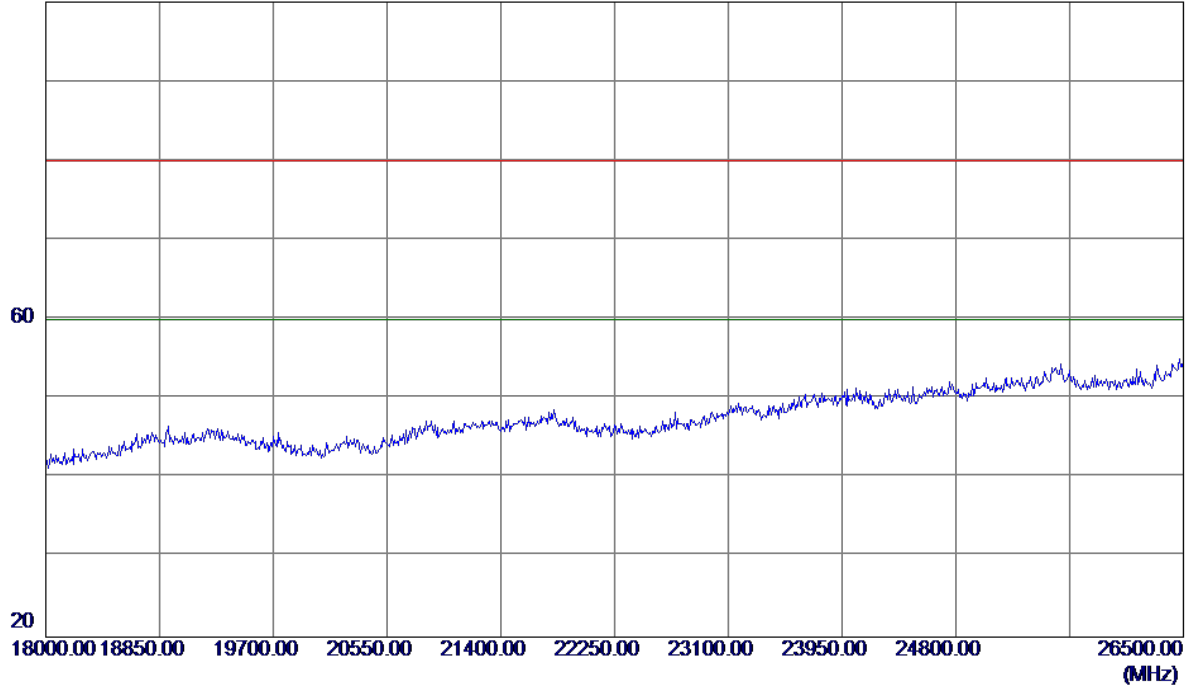


No.	Freq. MHz	Reading Level dBuV/m	Correct Factor dB	Measure ment dBuV/m	Limit dBuV/m	Margin dB	Detector	Comment

Orthogonal Axis :	X
Test Mode :	UNII-2A/ TX N20 Mode 5260MHz

Vertical

100 dBuV/m

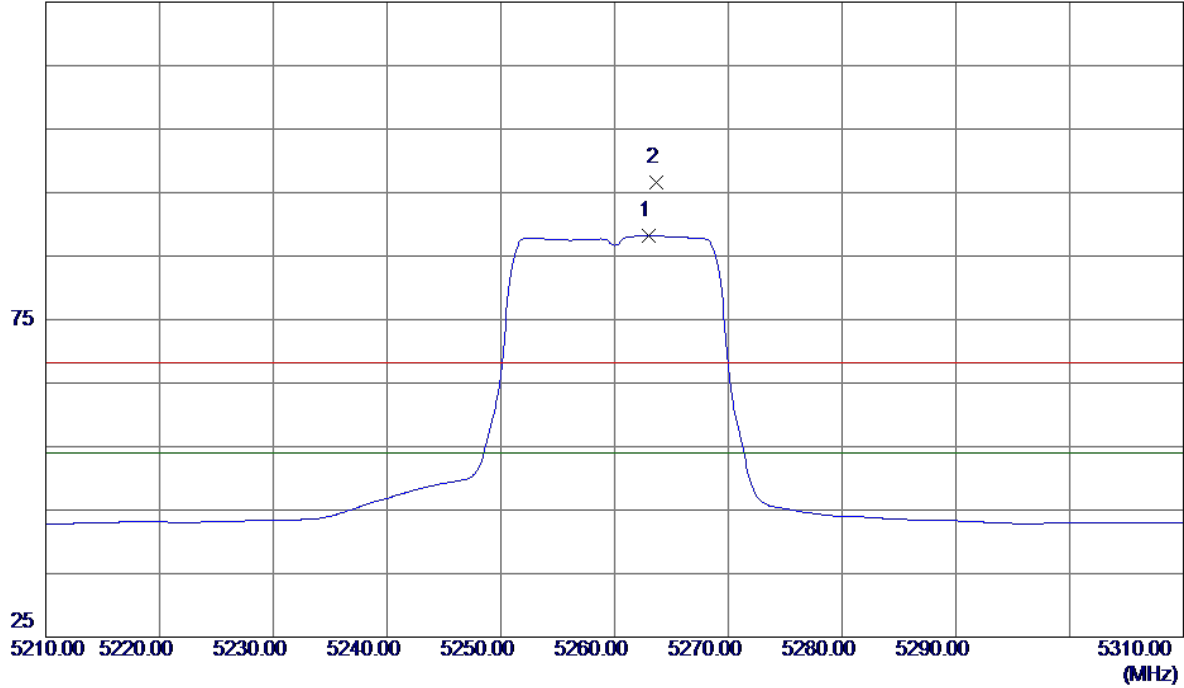


No.	Freq. MHz	Reading Level dBuV/m	Correct Factor dB	Measure ment dBuV/m	Limit dBuV/m	Margin dB	Detector	Comment

Orthogonal Axis :	X
Test Mode :	UNII-2A/ TX N20 Mode 5260MHz

Horizontal

125 dBuV/m

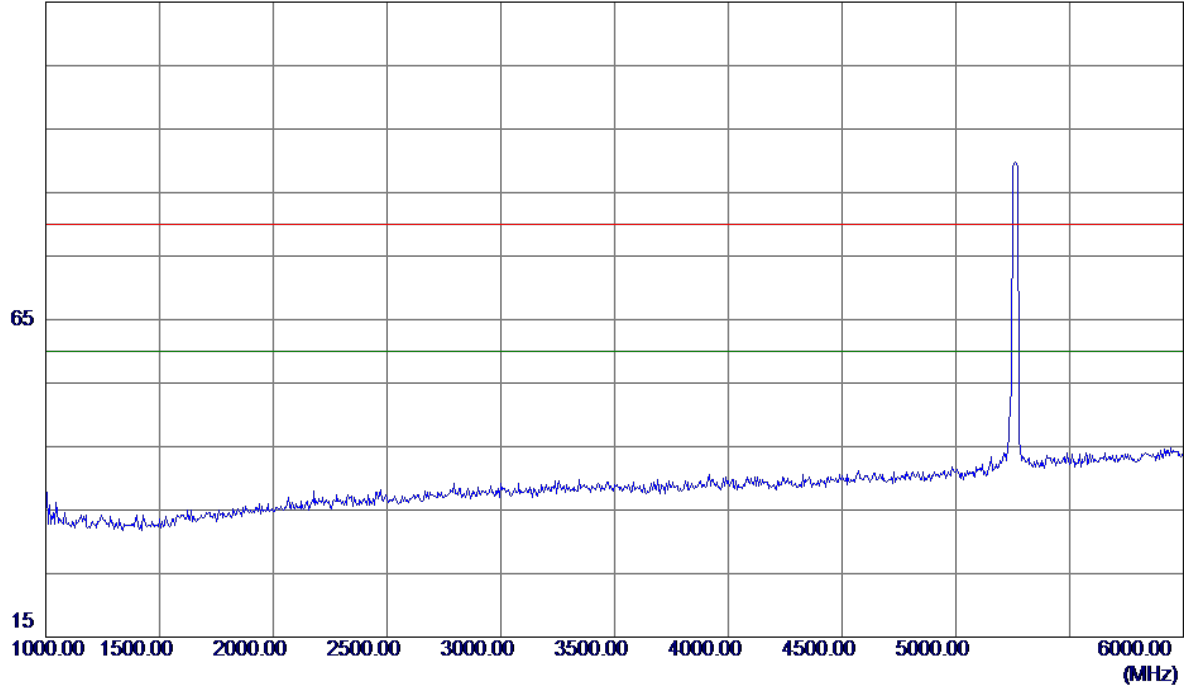


No.	Freq. MHz	Reading Level dBuV/m	Correct Factor dB	Measure ment dBuV/m	Limit dBuV/m	Margin dB	Detector	Comment
1 *	5263.0000	46.48	41.68	88.16	54.00	34.16	AVG	No Limit
2	5263.7000	55.01	41.68	96.69	68.30	28.39	Peak	No Limit

Orthogonal Axis :	X
Test Mode :	UNII-2A/ TX N20 Mode 5260MHz

Horizontal

115 dBuV/m

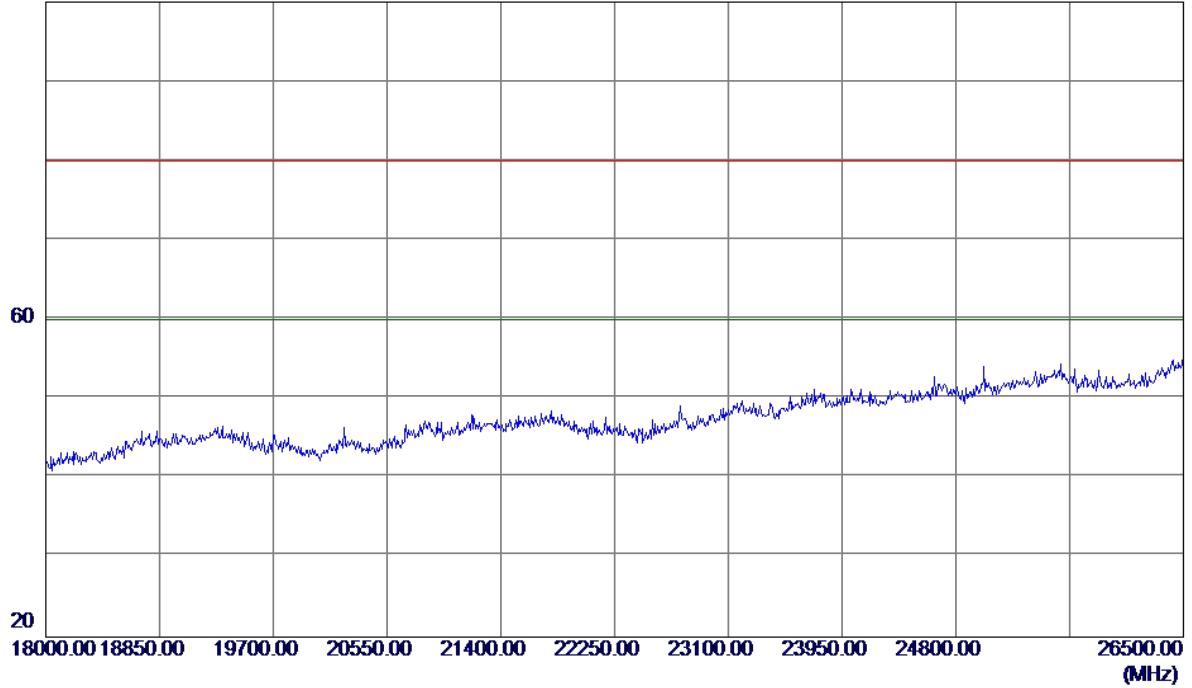


No.	Freq. MHz	Reading Level dBuV/m	Correct Factor dB	Measure ment dBuV/m	Limit dBuV/m	Margin dB	Detector	Comment

Orthogonal Axis :	X
Test Mode :	UNII-2A/ TX N20 Mode 5260MHz

Horizontal

100 dBuV/m

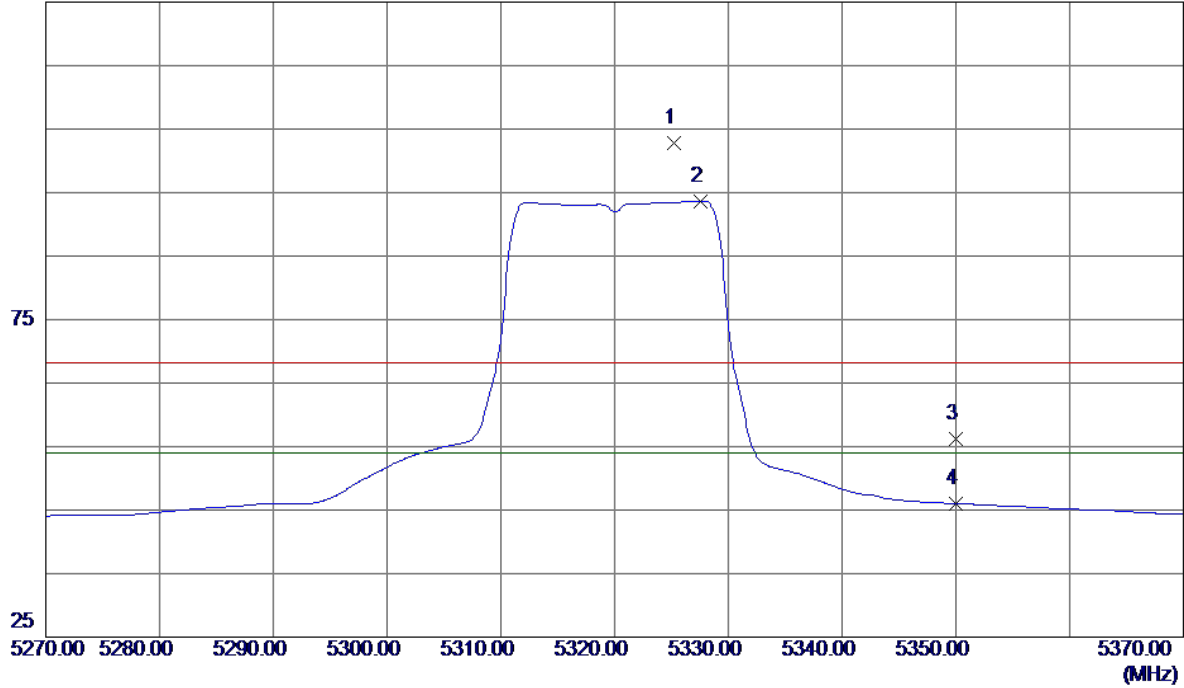


No.	Freq. MHz	Reading Level dBuV/m	Correct Factor dB	Measure ment dBuV/m	Limit dBuV/m	Margin dB	Detector	Comment

Orthogonal Axis :	X
Test Mode :	UNII-2A/ TX N20 Mode 5320MHz

Vertical

125 dBuV/m

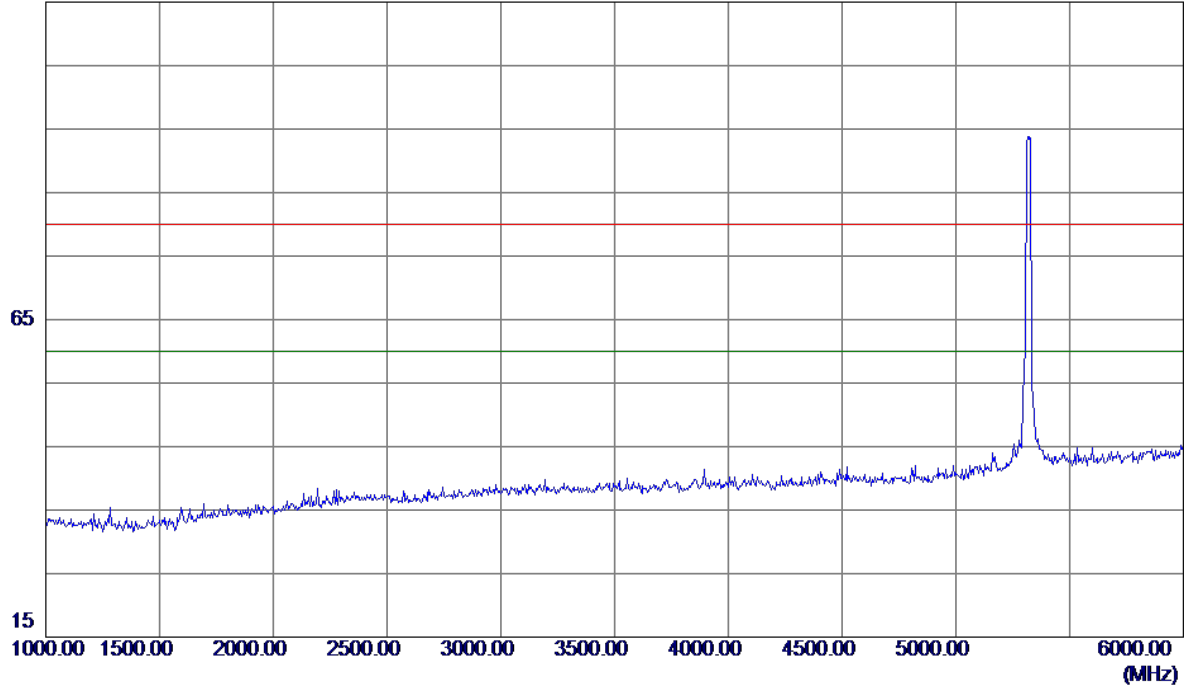


No.	Freq. MHz	Reading Level dBuV/m	Correct Factor dB	Measure ment dBuV/m	Limit dBuV/m	Margin dB	Detector	Comment
1	5325.2000	60.73	41.99	102.72	68.30	34.42	Peak	No Limit
2 *	5327.6000	51.69	42.00	93.69	54.00	39.69	AVG	No Limit
3	5350.0000	14.11	42.12	56.23	68.30	-12.07	Peak	
4	5350.0000	3.88	42.12	46.00	54.00	-8.00	AVG	

Orthogonal Axis :	X
Test Mode :	UNII-2A/ TX N20 Mode 5320MHz

Vertical

115 dBuV/m

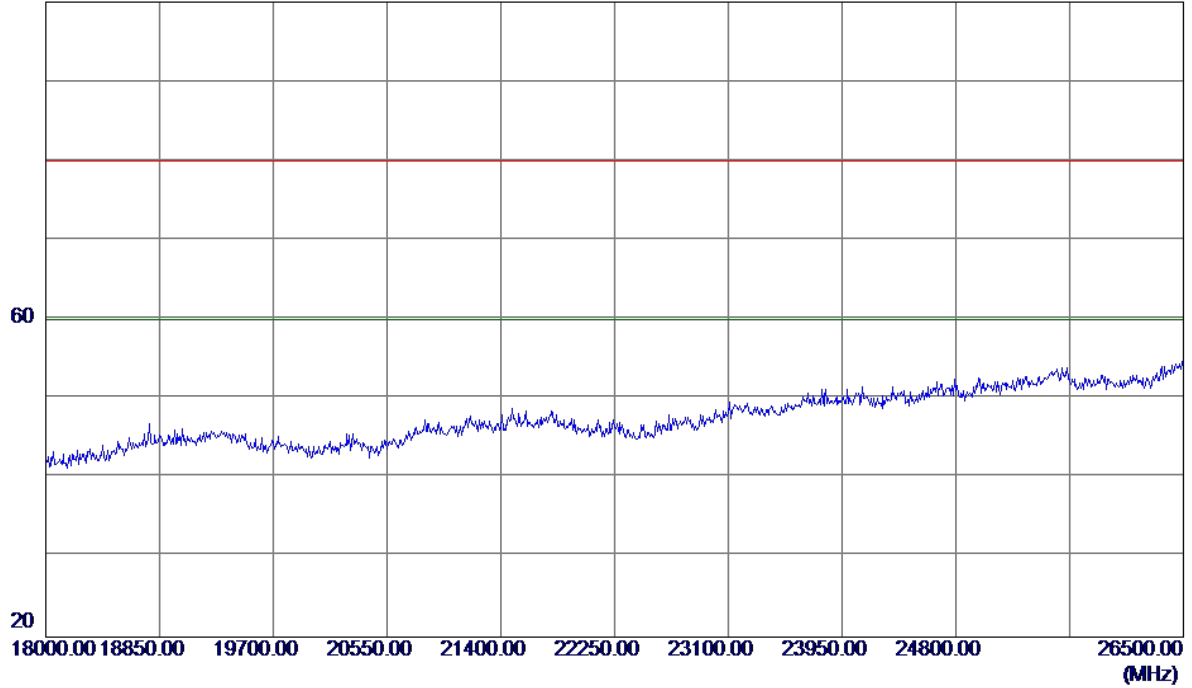


No.	Freq. MHz	Reading Level dBuV/m	Correct Factor dB	Measure ment dBuV/m	Limit dBuV/m	Margin dB	Detector	Comment
-----	--------------	----------------------------	-------------------------	---------------------------	-----------------	--------------	----------	---------

Orthogonal Axis :	X
Test Mode :	UNII-2A/ TX N20 Mode 5320MHz

Vertical

100 dBuV/m

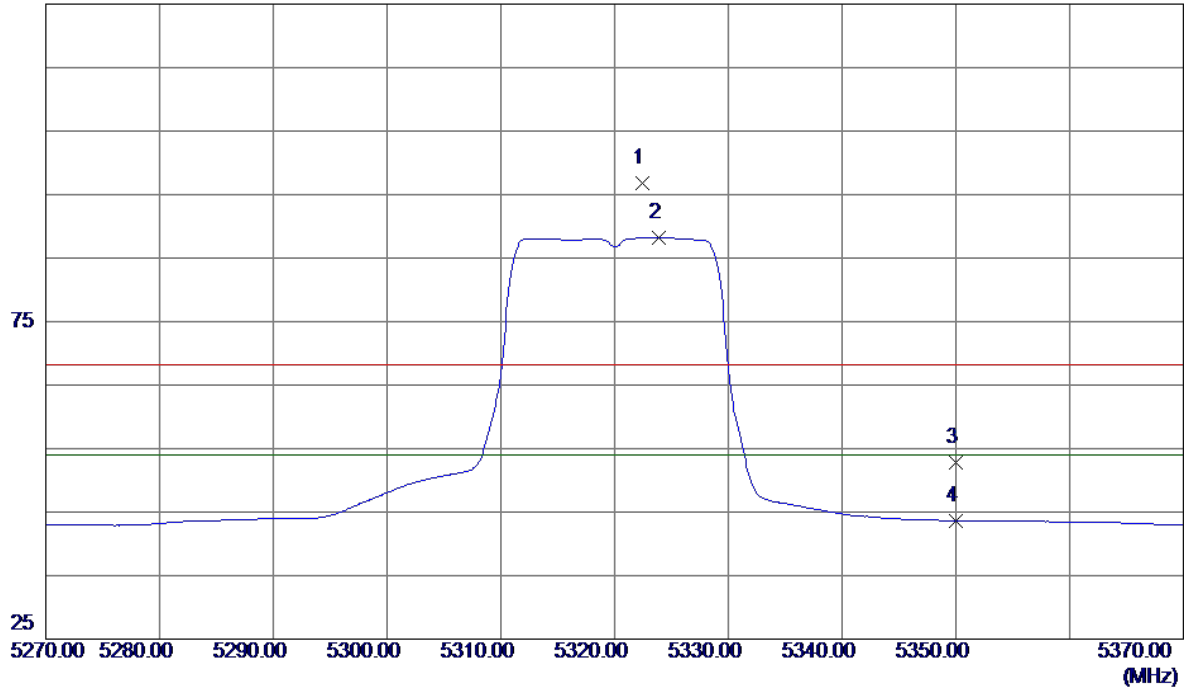


No.	Freq. MHz	Reading Level dBuV/m	Correct Factor dB	Measure ment dBuV/m	Limit dBuV/m	Margin dB	Detector	Comment

Orthogonal Axis :	X
Test Mode :	UNII-2A/ TX N20 Mode 5320MHz

Horizontal

125 dBuV/m

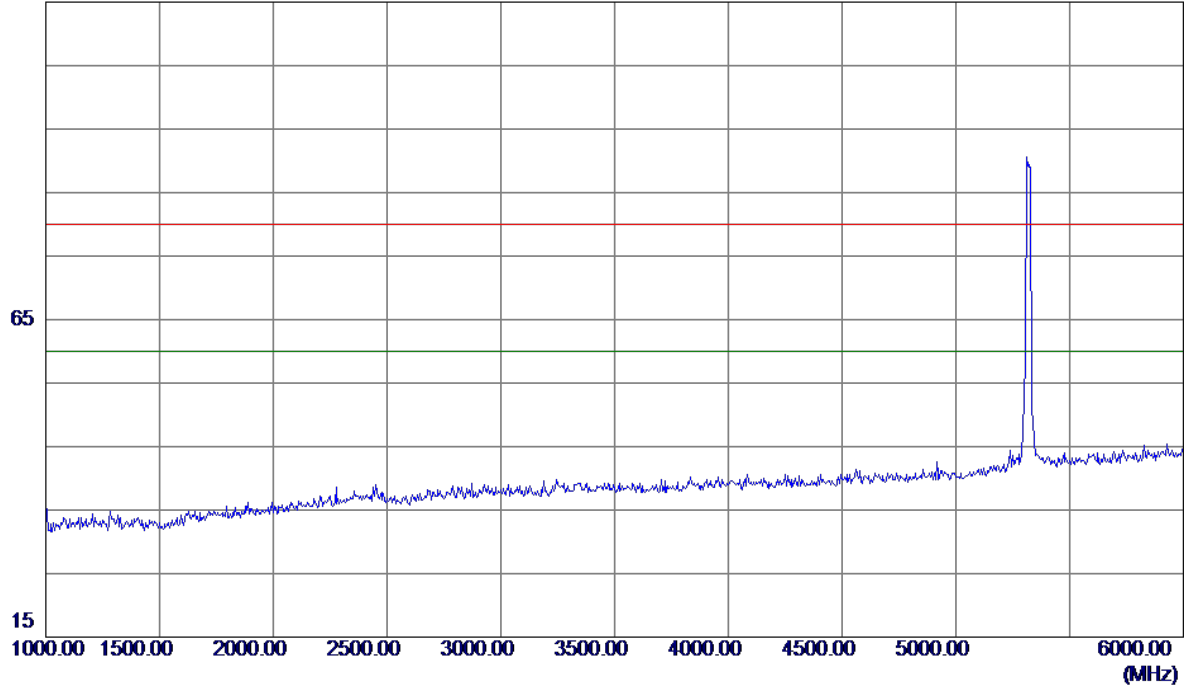


No.	Freq. MHz	Reading Level dBuV/m	Correct Factor dB	Measure ment dBuV/m	Limit dBuV/m	Margin dB	Detector	Comment
1	5322.4000	54.77	41.98	96.75	68.30	28.45	Peak	No Limit
2 *	5323.9000	46.18	41.99	88.17	54.00	34.17	AVG	No Limit
3	5350.0000	10.59	42.12	52.71	68.30	-15.59	Peak	
4	5350.0000	1.53	42.12	43.65	54.00	-10.35	AVG	

Orthogonal Axis :	X
Test Mode :	UNII-2A/ TX N20 Mode 5320MHz

Horizontal

115 dBuV/m

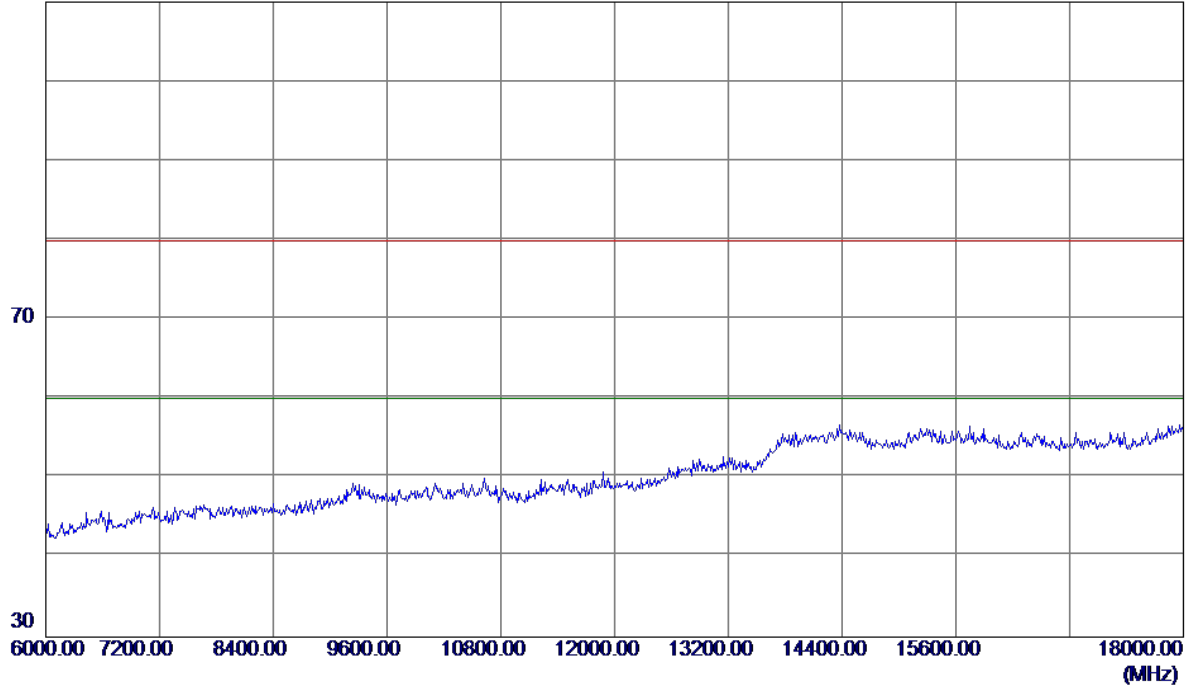


No.	Freq. MHz	Reading Level dBuV/m	Correct Factor dB	Measure ment dBuV/m	Limit dBuV/m	Margin dB	Detector	Comment

Orthogonal Axis :	X
Test Mode :	UNII-2A/ TX N20 Mode 5320MHz

Horizontal

110 dBuV/m

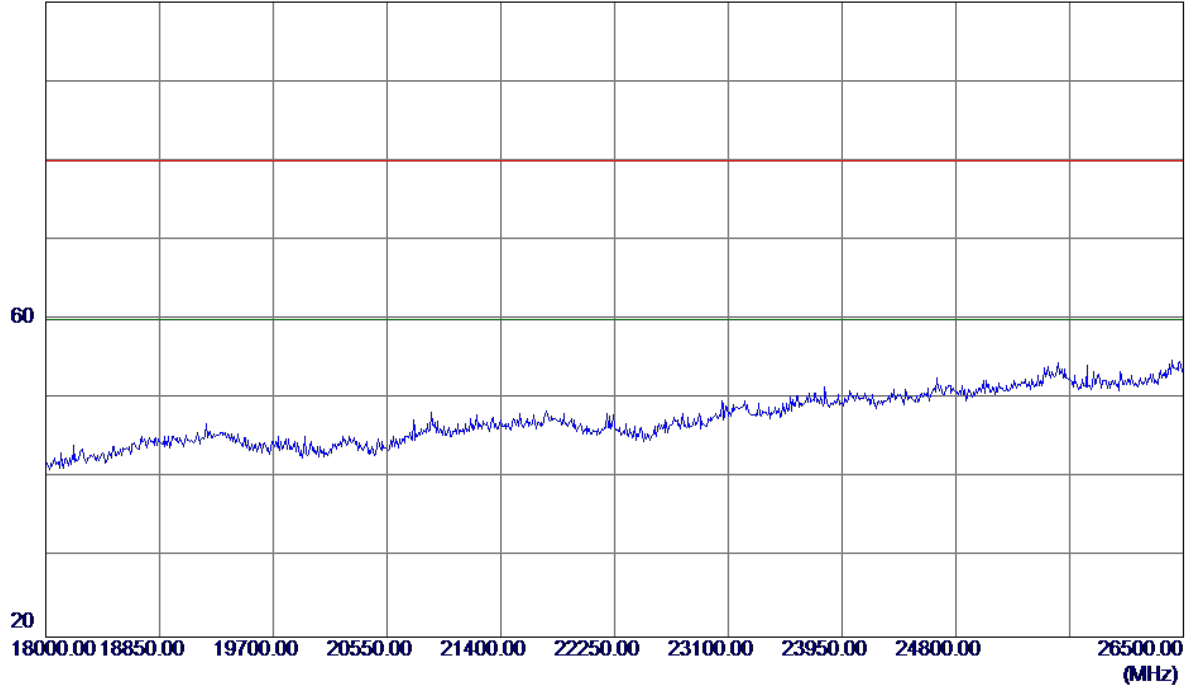


No.	Freq. MHz	Reading Level dBuV/m	Correct Factor dB	Measure ment dBuV/m	Limit dBuV/m	Margin dB	Detector	Comment

Orthogonal Axis :	X
Test Mode :	UNII-2A/ TX N20 Mode 5320MHz

Horizontal

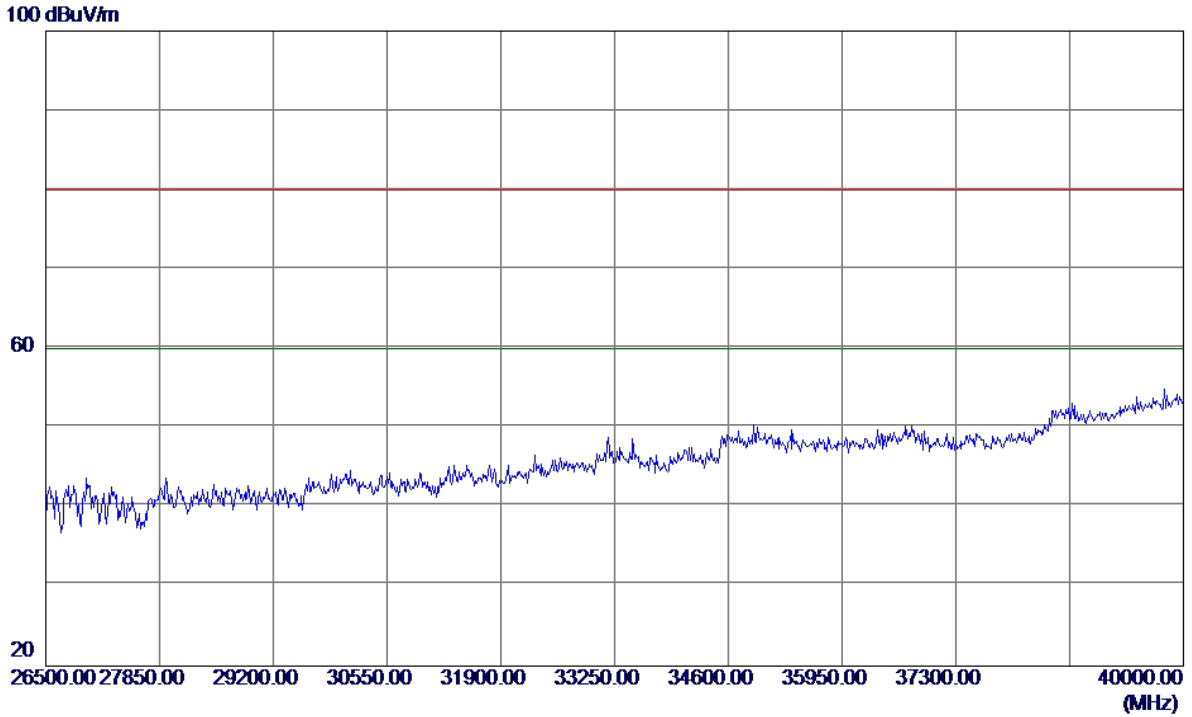
100 dBuV/m



No.	Freq. MHz	Reading Level dBuV/m	Correct Factor dB	Measure ment dBuV/m	Limit dBuV/m	Margin dB	Detector	Comment

Orthogonal Axis :	X
Test Mode :	UNII-2A/ TX N20 Mode 5320MHz

Horizontal

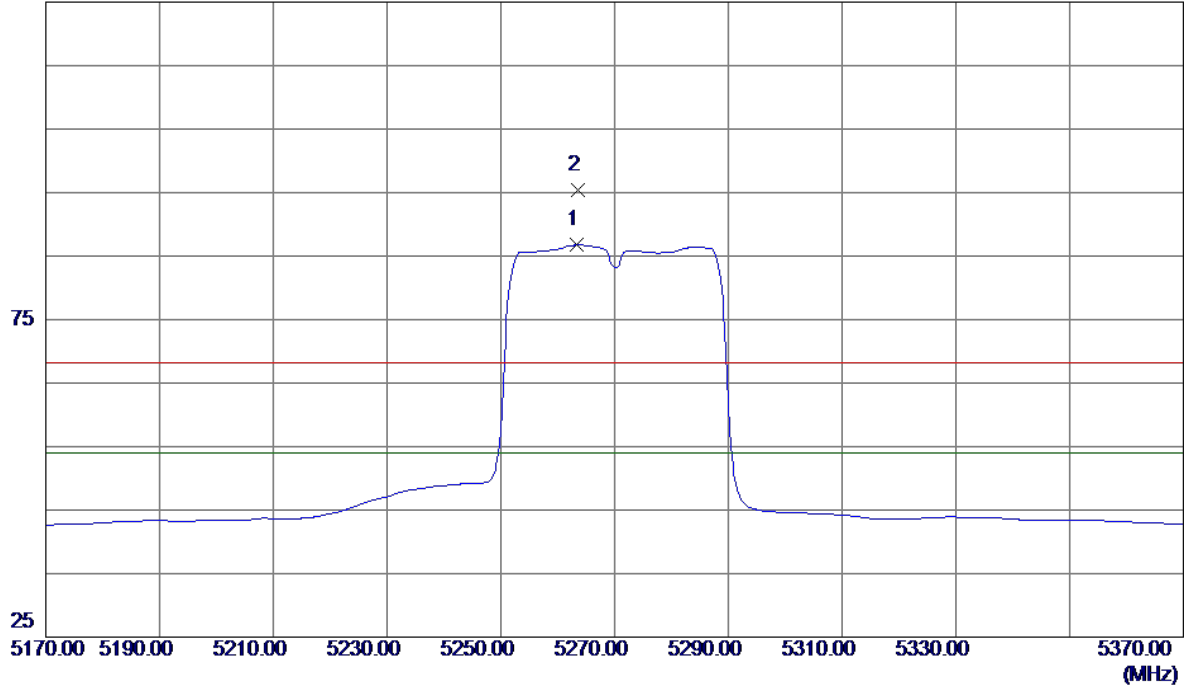


No.	Freq. MHz	Reading Level dBuV/m	Correct Factor dB	Measure ment dBuV/m	Limit dBuV/m	Margin dB	Detector	Comment

Orthogonal Axis :	X
Test Mode :	UNII-2A/ TX N40 Mode 5270MHz

Vertical

125 dBuV/m

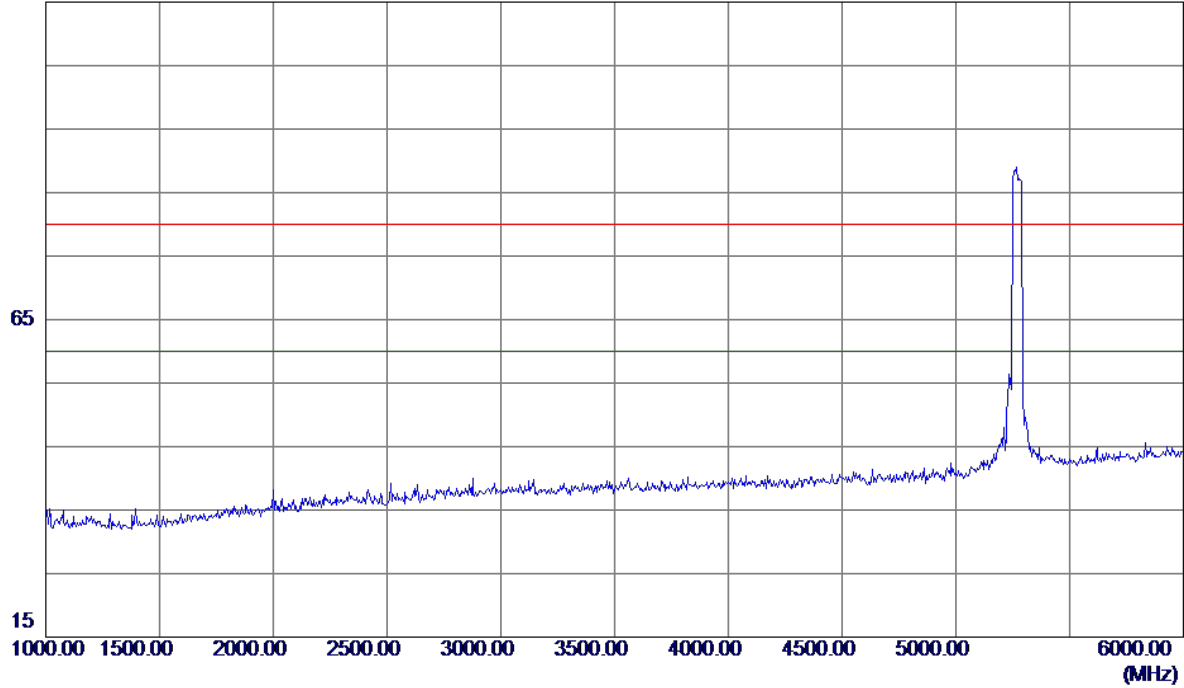


No.	Freq. MHz	Reading Level dBuV/m	Correct Factor dB	Measure ment dBuV/m	Limit dBuV/m	Margin dB	Detector	Comment
1 *	5263.4000	45.05	41.68	86.73	54.00	32.73	AVG	No Limit
2	5263.6000	53.76	41.68	95.44	68.30	27.14	Peak	No Limit

Orthogonal Axis :	X
Test Mode :	UNII-2A/ TX N40 Mode 5270MHz

Vertical

115 dBuV/m

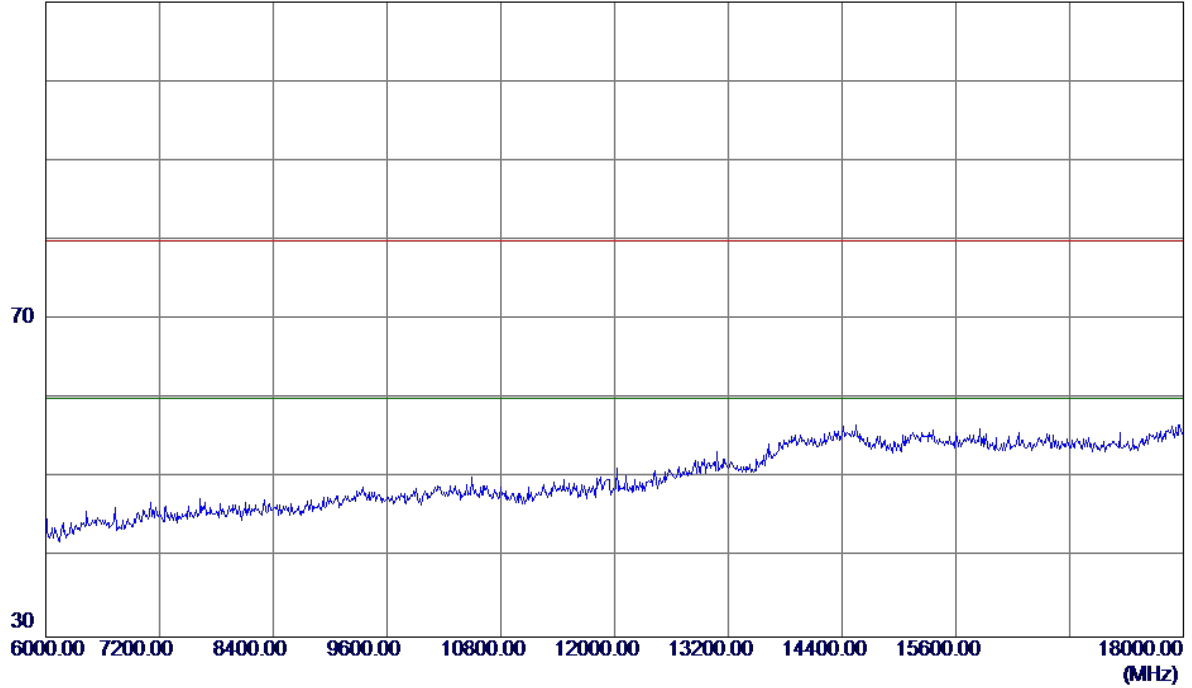


No.	Freq. MHz	Reading Level dBuV/m	Correct Factor dB	Measure ment dBuV/m	Limit dBuV/m	Margin dB	Detector	Comment
-----	--------------	----------------------------	-------------------------	---------------------------	-----------------	--------------	----------	---------

Orthogonal Axis :	X
Test Mode :	UNII-2A/ TX N40 Mode 5270MHz

Vertical

110 dBuV/m

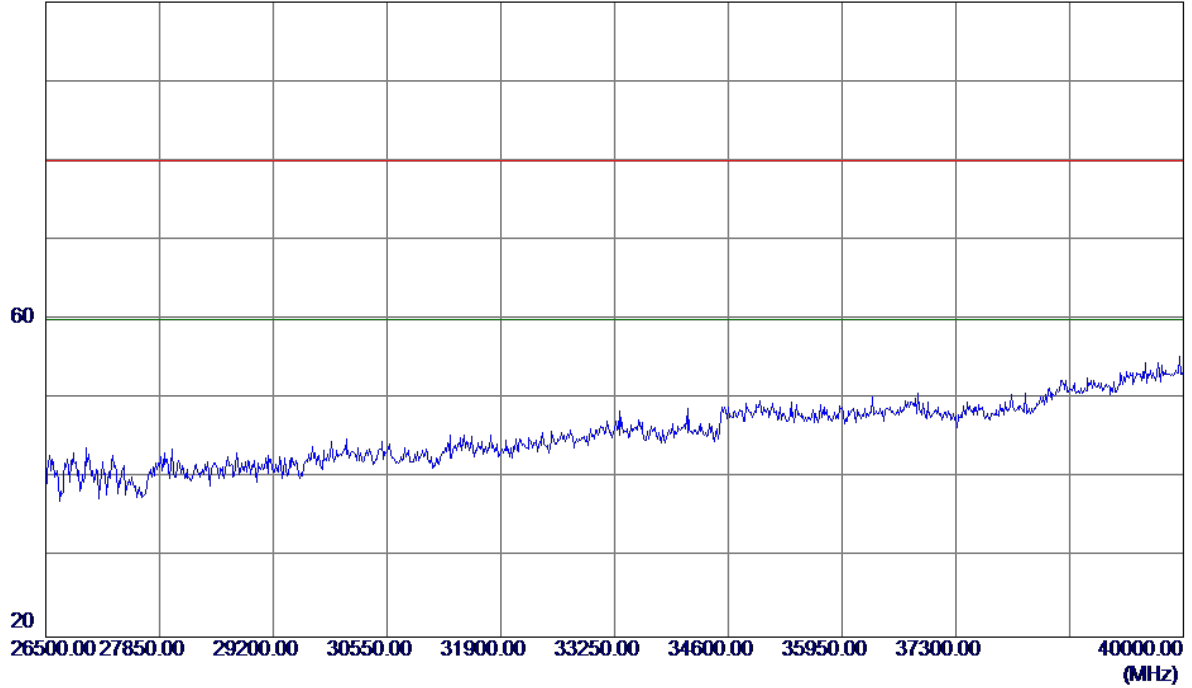


No.	Freq. MHz	Reading Level dBuV/m	Correct Factor dB	Measure ment dBuV/m	Limit dBuV/m	Margin dB	Detector	Comment

Orthogonal Axis :	X
Test Mode :	UNII-2A/ TX N40 Mode 5270MHz

Vertical

100 dBuV/m

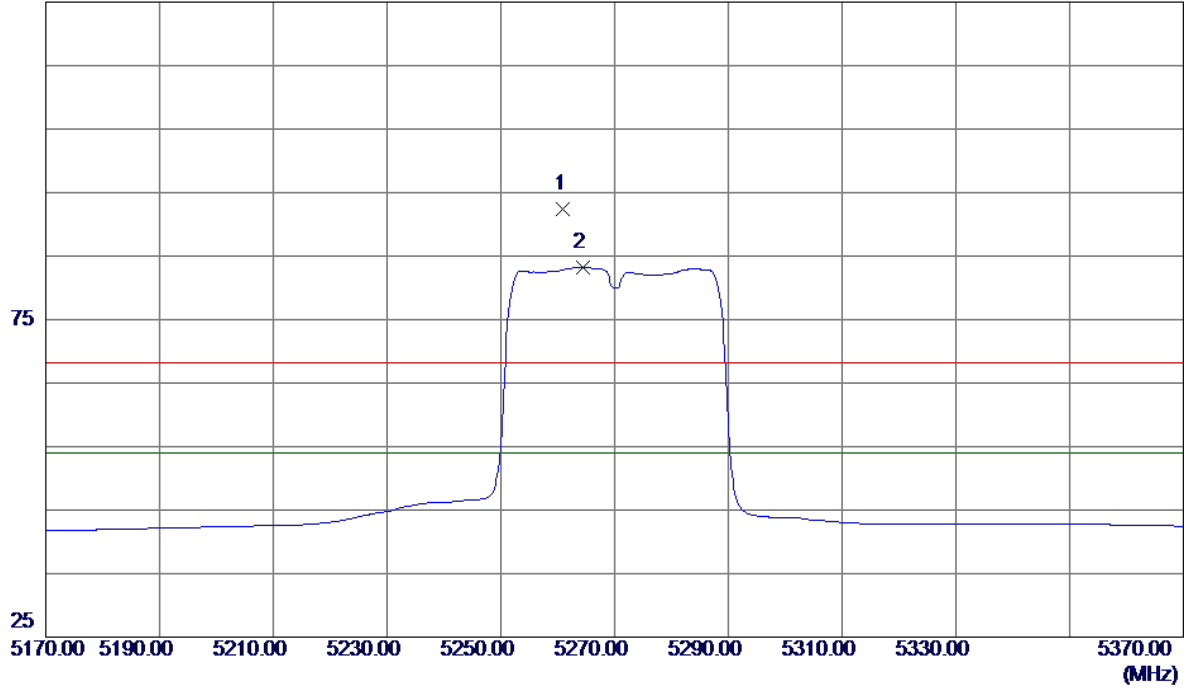


No.	Freq. MHz	Reading Level dBuV/m	Correct Factor dB	Measure ment dBuV/m	Limit dBuV/m	Margin dB	Detector	Comment

Orthogonal Axis :	X
Test Mode :	UNII-2A/ TX N40 Mode 5270MHz

Horizontal

125 dBuV/m

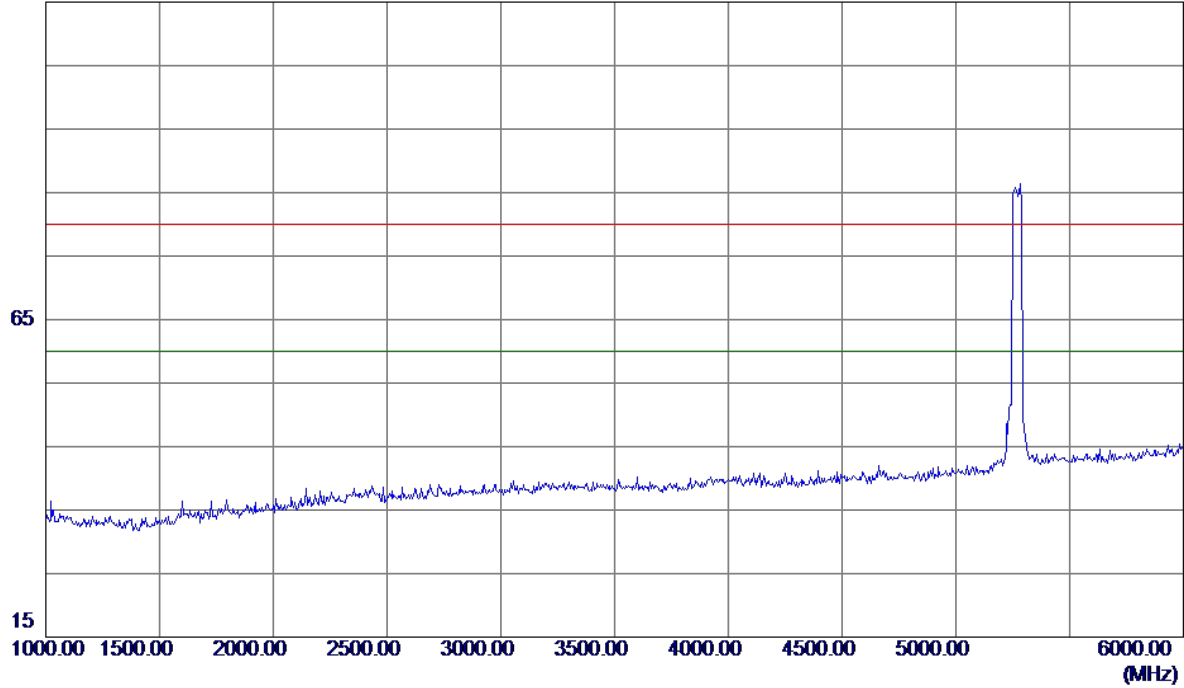


No.	Freq. MHz	Reading Level dBuV/m	Correct Factor dB	Measure ment dBuV/m	Limit dBuV/m	Margin dB	Detector	Comment
1	5261.0000	50.73	41.67	92.40	68.30	24.10	Peak	No Limit
2 *	5264.4000	41.52	41.68	83.20	54.00	29.20	AVG	No Limit

Orthogonal Axis :	X
Test Mode :	UNII-2A/ TX N40 Mode 5270MHz

Horizontal

115 dBuV/m

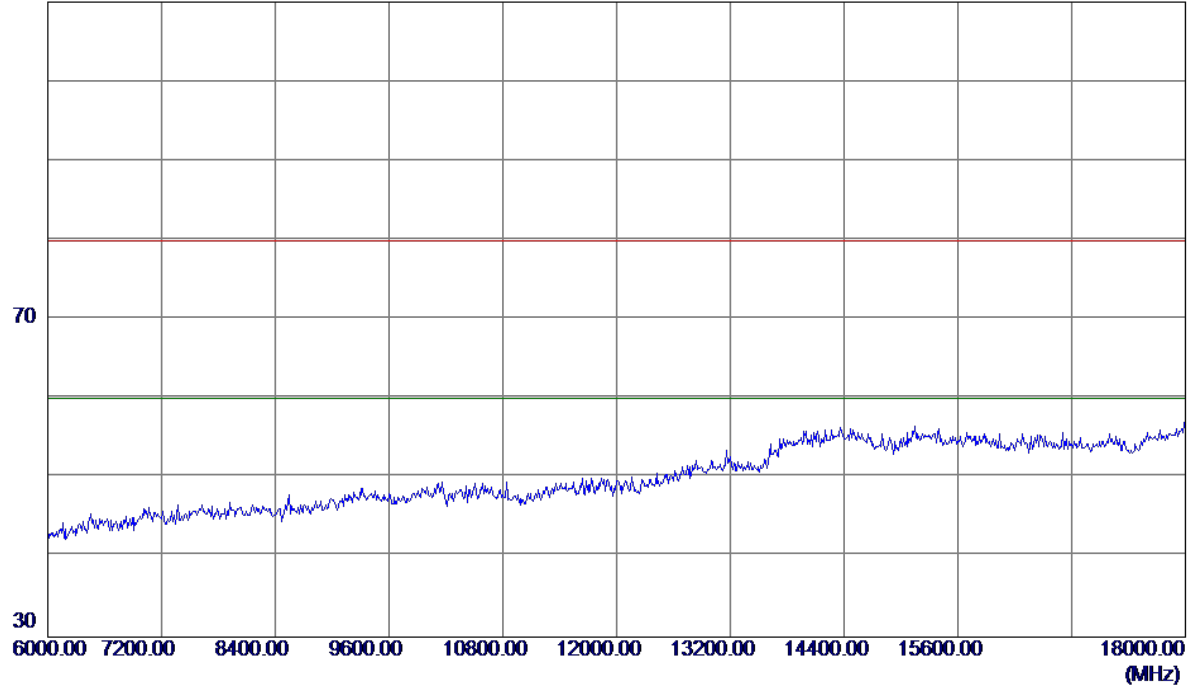


No.	Freq. MHz	Reading Level dBuV/m	Correct Factor dB	Measure ment dBuV/m	Limit dBuV/m	Margin dB	Detector	Comment

Orthogonal Axis :	X
Test Mode :	UNII-2A/ TX N40 Mode 5270MHz

Horizontal

110 dBuV/m

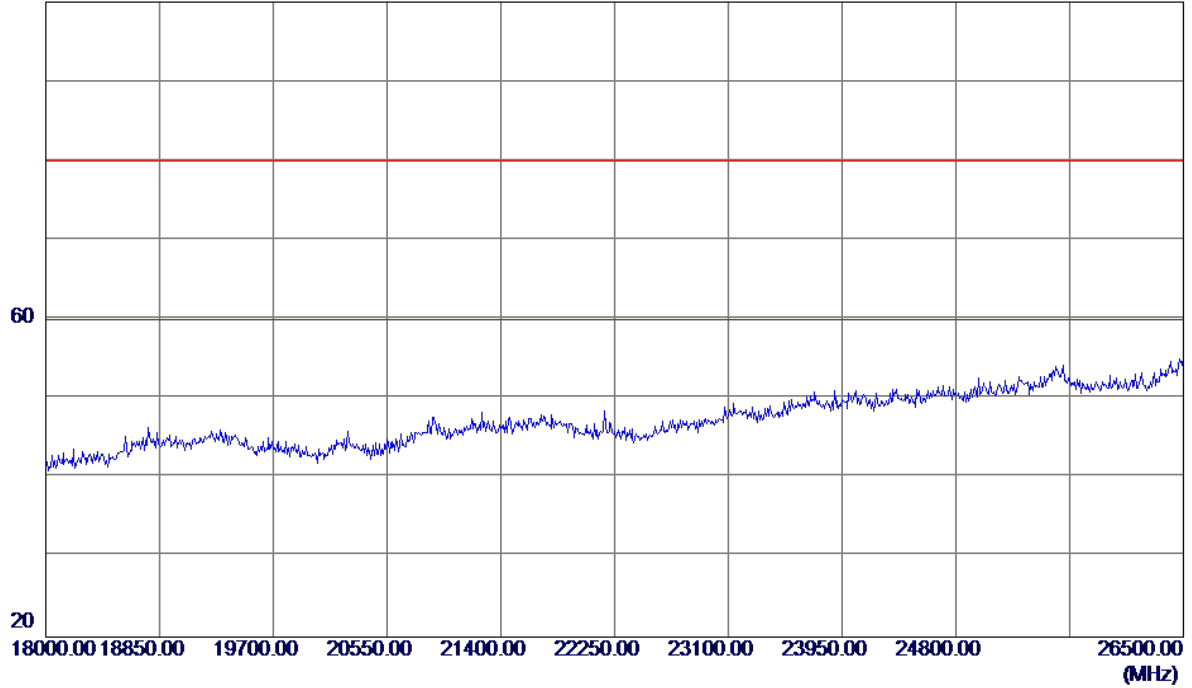


No.	Freq. MHz	Reading Level dBuV/m	Correct Factor dB	Measure ment dBuV/m	Limit dBuV/m	Margin dB	Detector	Comment

Orthogonal Axis :	X
Test Mode :	UNII-2A/ TX N40 Mode 5270MHz

Horizontal

100 dBuV/m

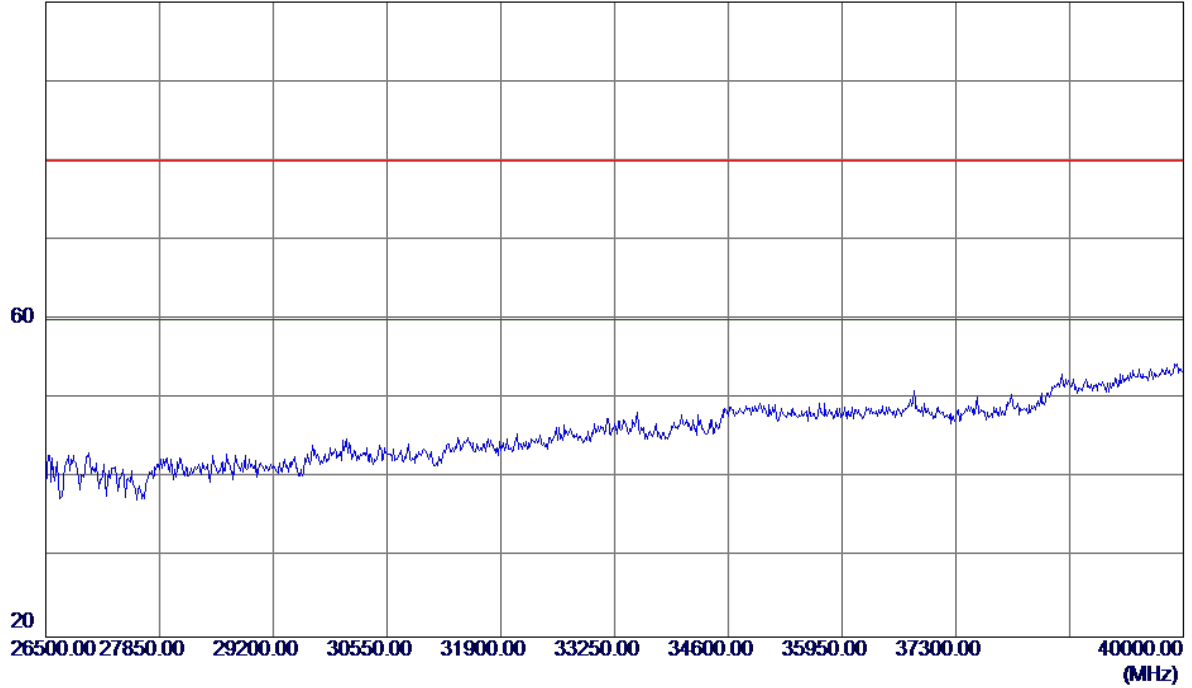


No.	Freq. MHz	Reading Level dBuV/m	Correct Factor dB	Measure ment dBuV/m	Limit dBuV/m	Margin dB	Detector	Comment

Orthogonal Axis :	X
Test Mode :	UNII-2A/ TX N40 Mode 5270MHz

Horizontal

100 dBuV/m

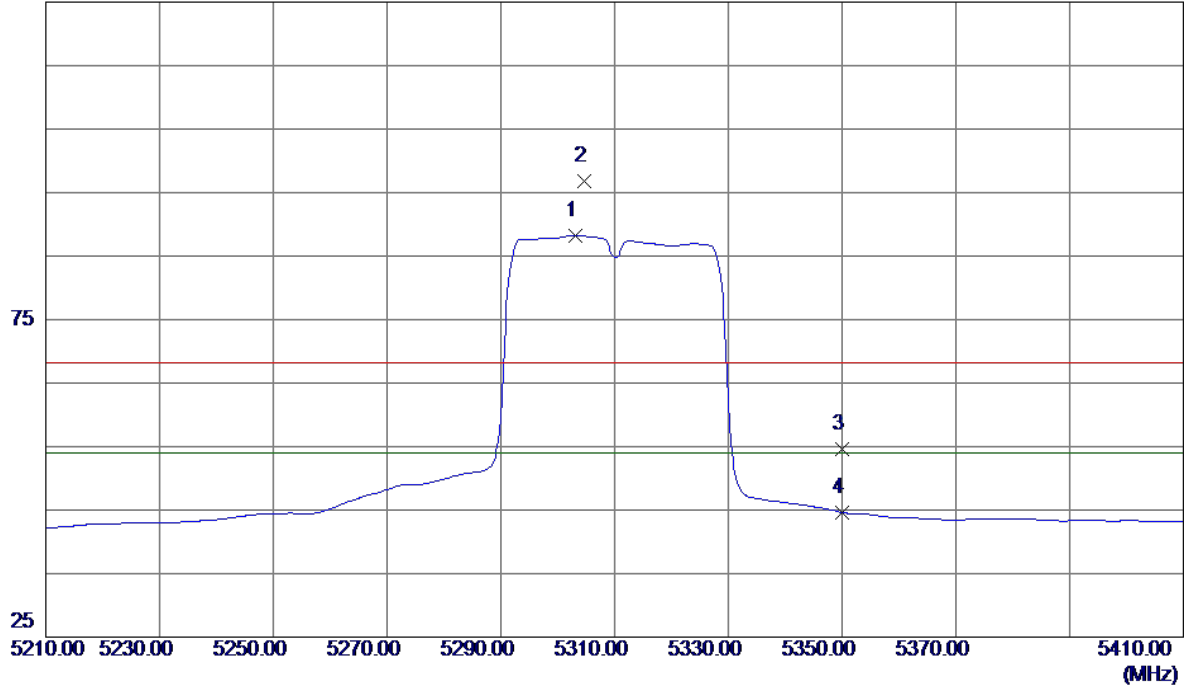


No.	Freq. MHz	Reading Level dBuV/m	Correct Factor dB	Measure ment dBuV/m	Limit dBuV/m	Margin dB	Detector	Comment

Orthogonal Axis :	X
Test Mode :	UNII-2A/ TX N40 Mode 5310MHz

Vertical

125 dBuV/m

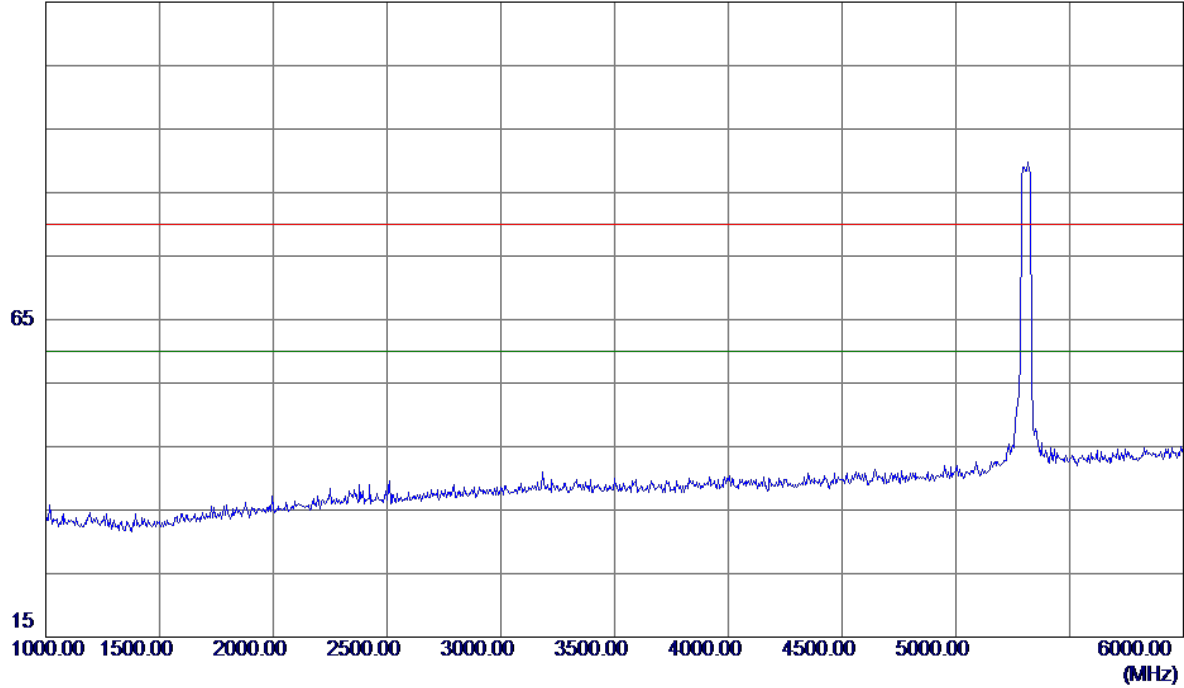


No.	Freq. MHz	Reading Level dBuV/m	Correct Factor dB	Measure ment dBuV/m	Limit dBuV/m	Margin dB	Detector	Comment
1 *	5303.2000	46.32	41.88	88.20	54.00	34.20	AVG	No Limit
2	5304.6000	54.89	41.89	96.78	68.30	28.48	Peak	No Limit
3	5350.0000	12.40	42.12	54.52	68.30	-13.78	Peak	
4	5350.0000	2.50	42.12	44.62	54.00	-9.38	AVG	

Orthogonal Axis :	X
Test Mode :	UNII-2A/ TX N40 Mode 5310MHz

Vertical

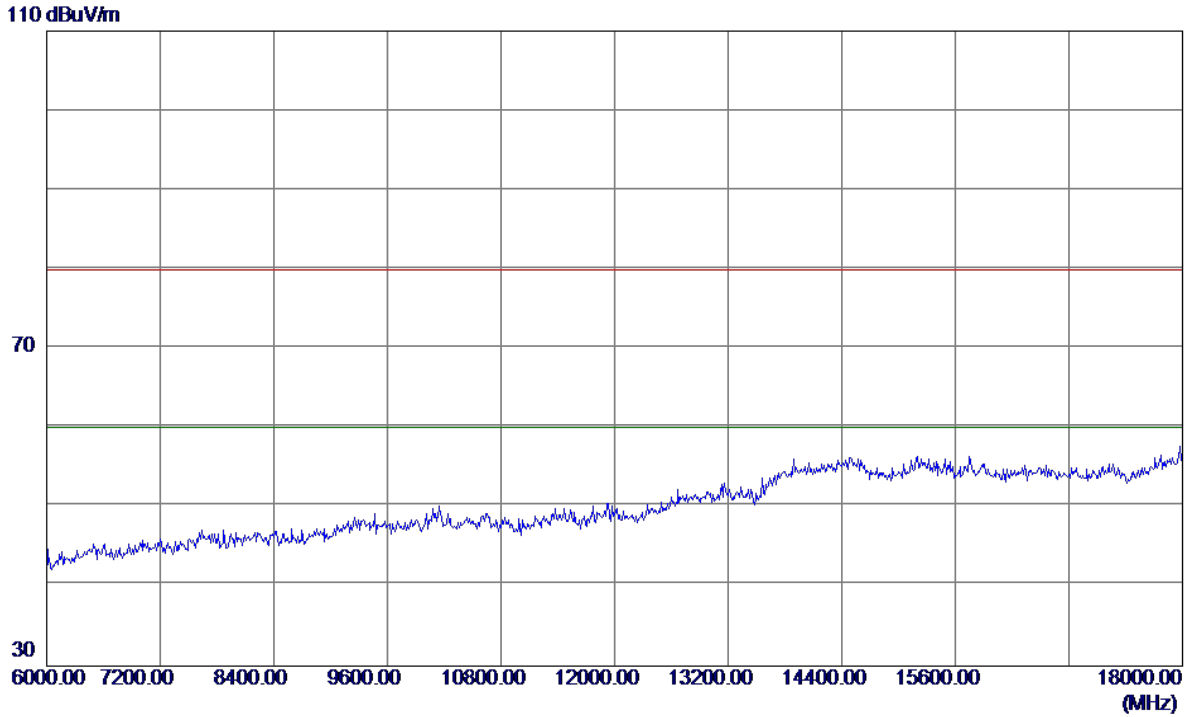
115 dBuV/m



No.	Freq. MHz	Reading Level dBuV/m	Correct Factor dB	Measure ment dBuV/m	Limit dBuV/m	Margin dB	Detector	Comment
-----	--------------	----------------------------	-------------------------	---------------------------	-----------------	--------------	----------	---------

Orthogonal Axis :	X
Test Mode :	UNII-2A/ TX N40 Mode 5310MHz

Vertical

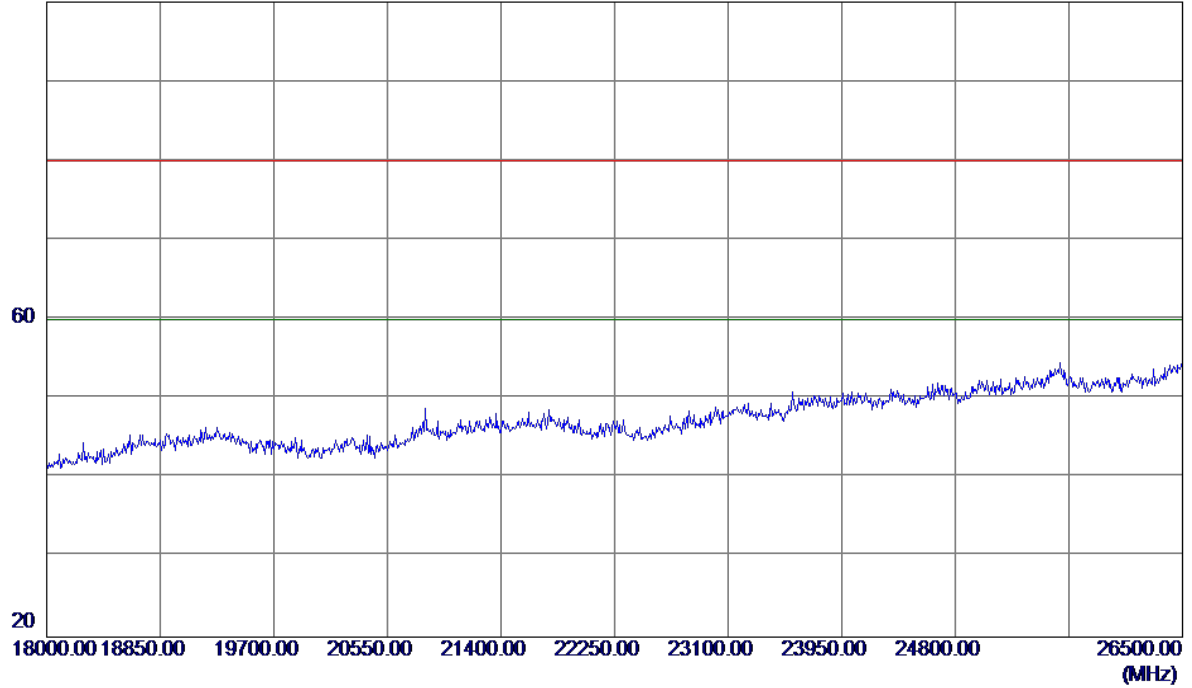


No.	Freq. MHz	Reading Level dBuV/m	Correct Factor dB	Measure ment dBuV/m	Limit dBuV/m	Margin dB	Detector	Comment
-----	--------------	----------------------------	-------------------------	---------------------------	-----------------	--------------	----------	---------

Orthogonal Axis :	X
Test Mode :	UNII-2A/ TX N40 Mode 5310MHz

Vertical

100 dBuV/m

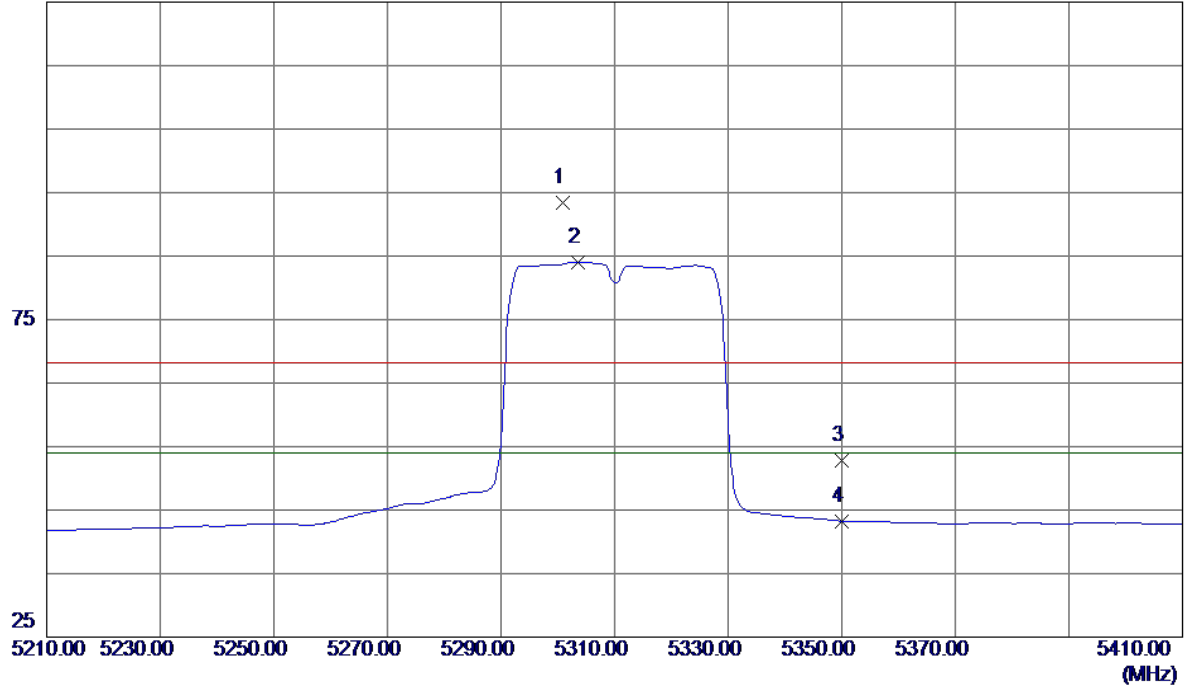


No.	Freq. MHz	Reading Level dBuV/m	Correct Factor dB	Measure ment dBuV/m	Limit dBuV/m	Margin dB	Detector	Comment

Orthogonal Axis :	X
Test Mode :	UNII-2A/ TX N40 Mode 5310MHz

Horizontal

125 dBuV/m

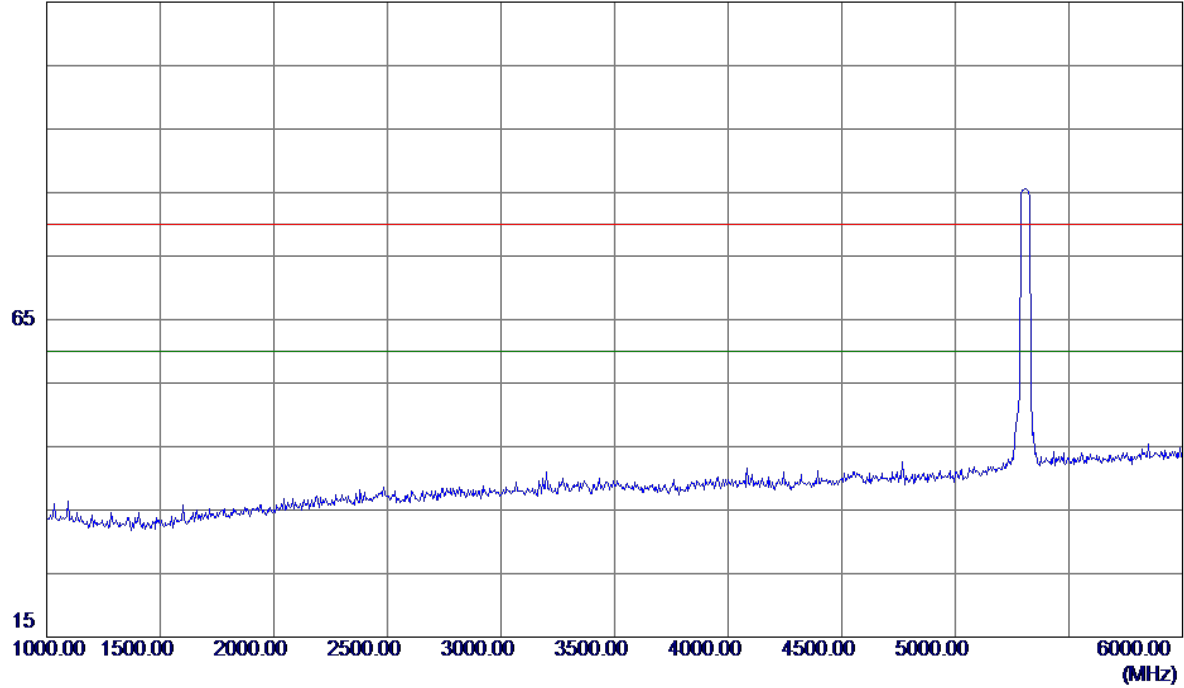


No.	Freq. MHz	Reading Level dBuV/m	Correct Factor dB	Measure ment dBuV/m	Limit dBuV/m	Margin dB	Detector	Comment
1	5300.8000	51.48	41.87	93.35	68.30	25.05	Peak	No Limit
2 *	5303.6000	42.12	41.88	84.00	54.00	30.00	AVG	No Limit
3	5350.0000	10.63	42.12	52.75	68.30	-15.55	Peak	
4	5350.0000	1.14	42.12	43.26	54.00	-10.74	AVG	

Orthogonal Axis :	X
Test Mode :	UNII-2A/ TX N40 Mode 5310MHz

Horizontal

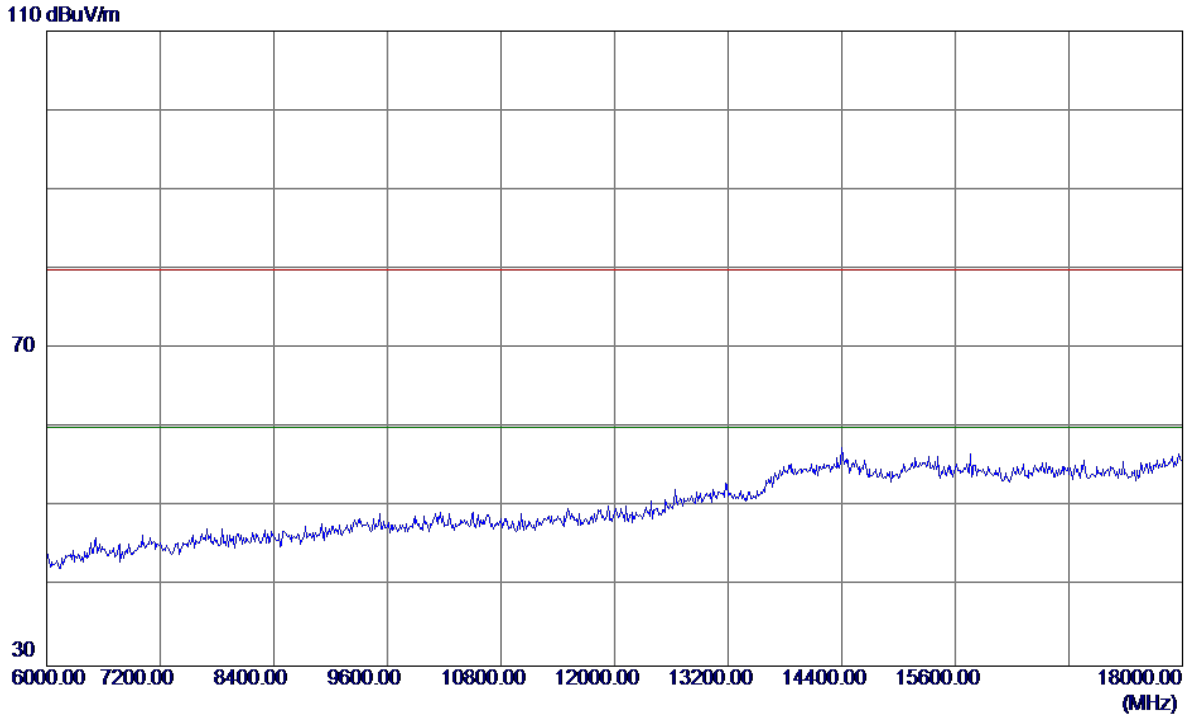
115 dBuV/m



No.	Freq. MHz	Reading Level dBuV/m	Correct Factor dB	Measure ment dBuV/m	Limit dBuV/m	Margin dB	Detector	Comment

Orthogonal Axis :	X
Test Mode :	UNII-2A/ TX N40 Mode 5310MHz

Horizontal

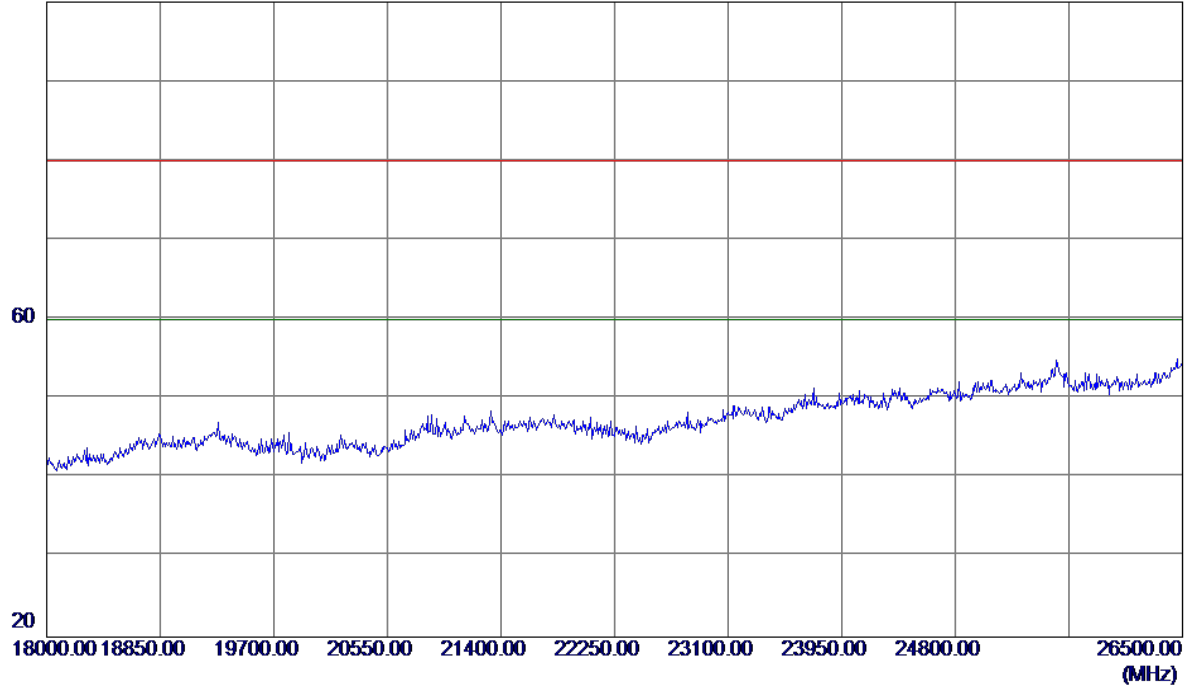


No.	Freq. MHz	Reading Level dBuV/m	Correct Factor dB	Measure ment dBuV/m	Limit dBuV/m	Margin dB	Detector	Comment

Orthogonal Axis :	X
Test Mode :	UNII-2A/ TX N40 Mode 5310MHz

Horizontal

100 dBuV/m

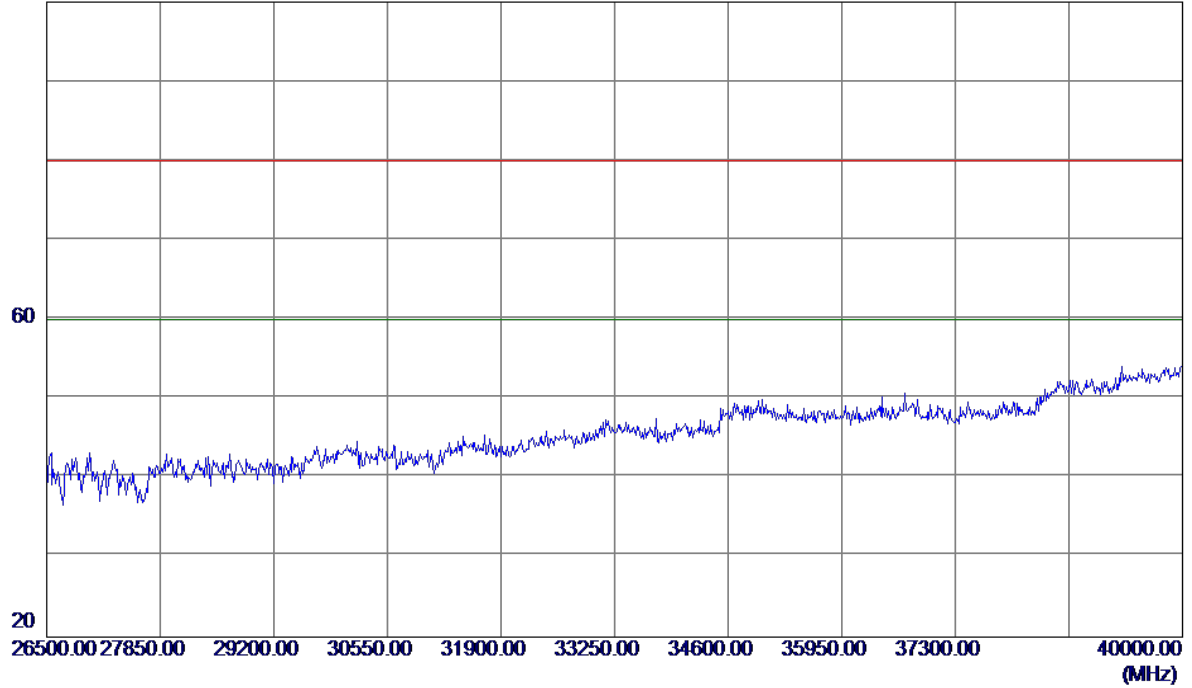


No.	Freq. MHz	Reading Level dBuV/m	Correct Factor dB	Measure ment dBuV/m	Limit dBuV/m	Margin dB	Detector	Comment

Orthogonal Axis :	X
Test Mode :	UNII-2A/ TX N40 Mode 5310MHz

Horizontal

100 dBuV/m

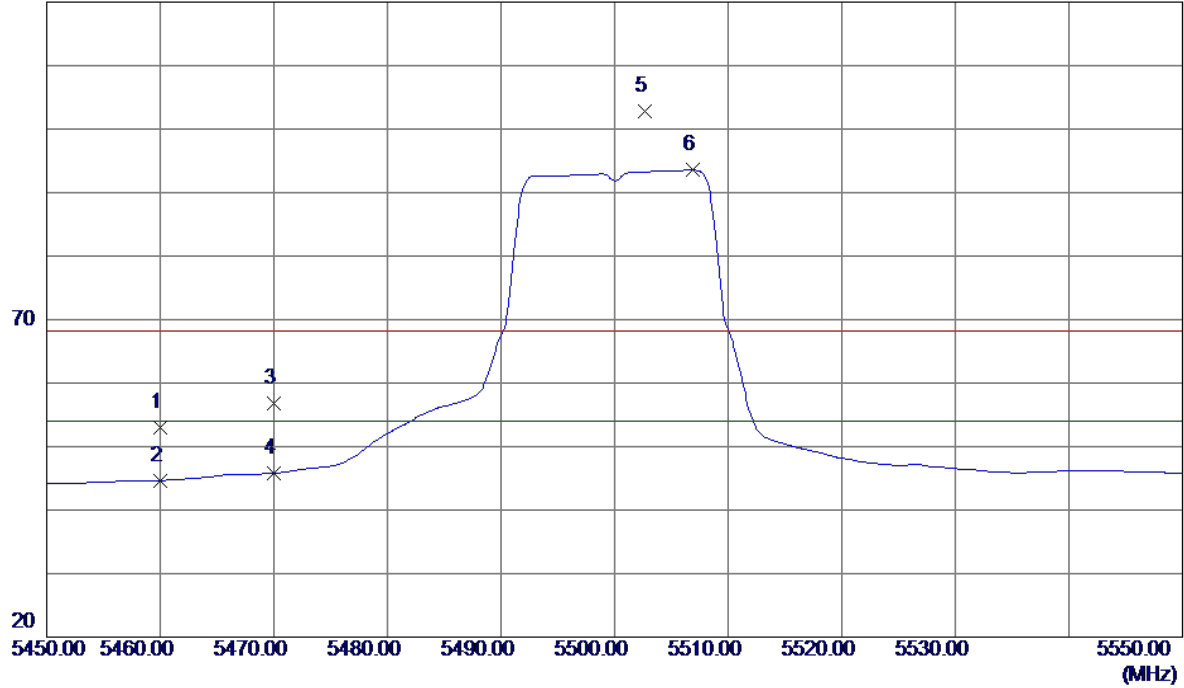


No.	Freq. MHz	Reading Level dBuV/m	Correct Factor dB	Measure ment dBuV/m	Limit dBuV/m	Margin dB	Detector	Comment

Orthogonal Axis :	X
Test Mode :	UNII-2C/ TX A Mode 5500MHz

Vertical

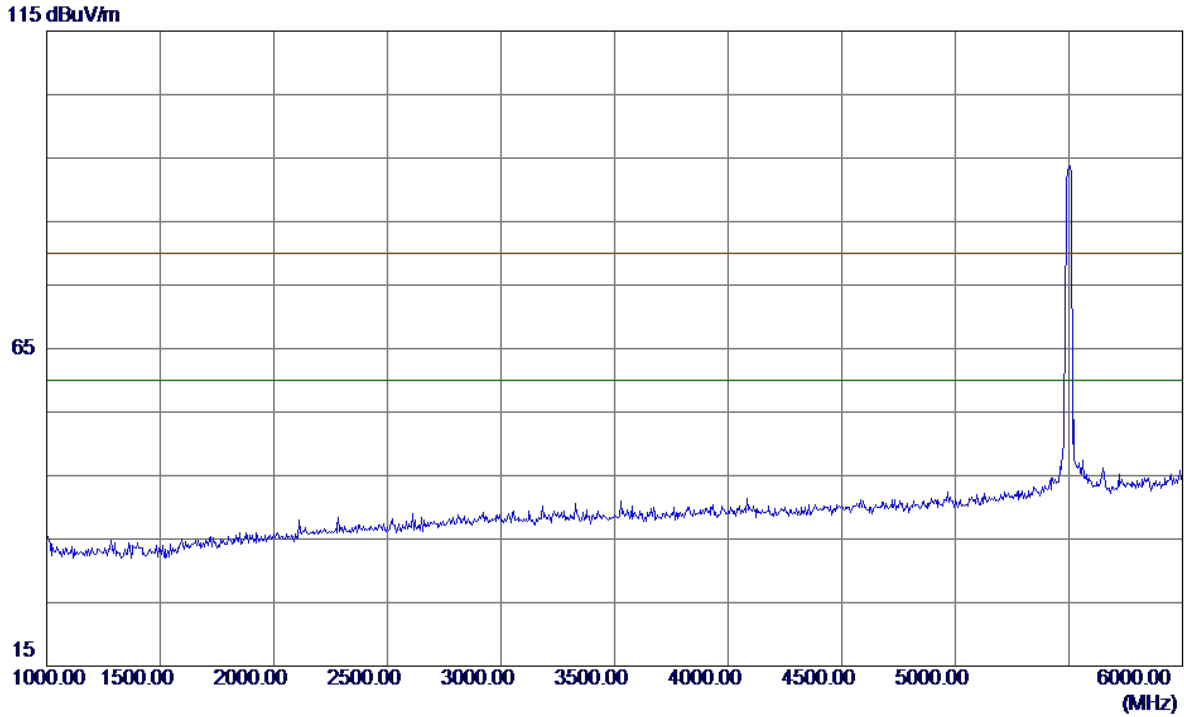
120 dBuV/m



No.	Freq. MHz	Reading Level dBuV/m	Correct Factor dB	Measure ment dBuV/m	Limit dBuV/m	Margin dB	Detector	Comment
1	5460.0000	10.36	42.68	53.04	68.30	-15.26	Peak	
2	5460.0000	1.95	42.68	44.63	54.00	-9.37	AVG	
3	5470.0000	13.98	42.73	56.71	68.30	-11.59	Peak	
4	5470.0000	3.16	42.73	45.89	54.00	-8.11	AVG	
5	5502.7000	59.89	42.89	102.78	68.30	34.48	Peak	No Limit
6 *	5506.9000	50.66	42.90	93.56	54.00	39.56	AVG	No Limit

Orthogonal Axis :	X
Test Mode :	UNII-2C/ TX A Mode 5500MHz

Vertical

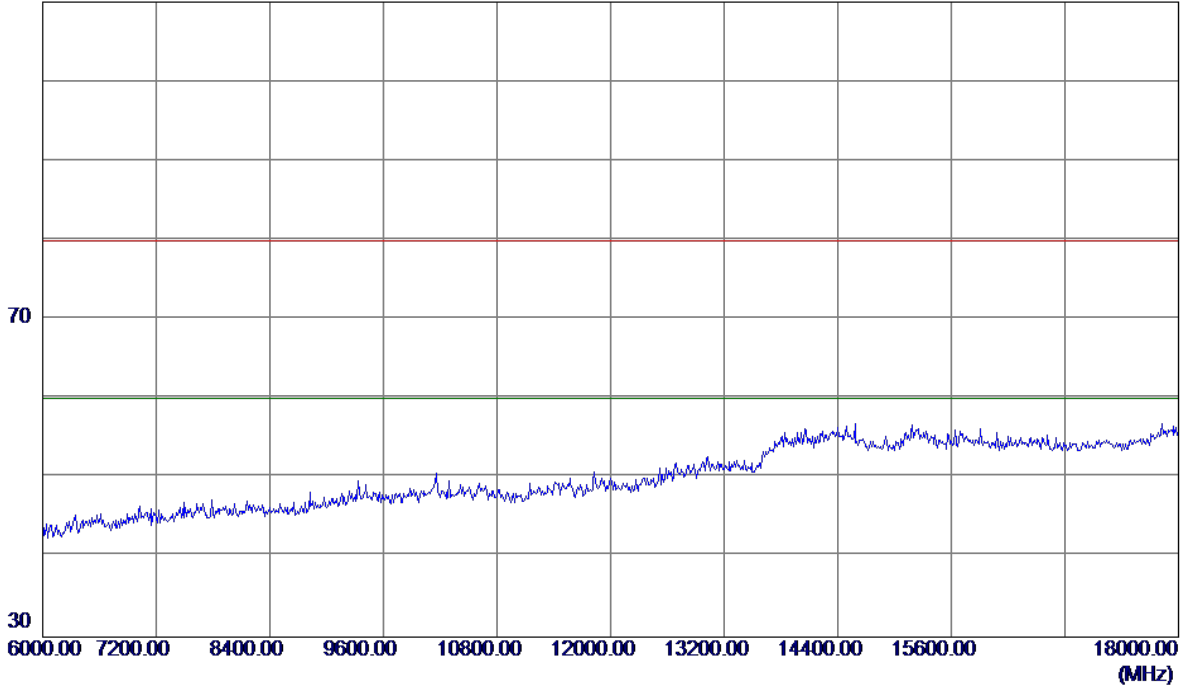


No.	Freq. MHz	Reading Level dBuV/m	Correct Factor dB	Measure ment dBuV/m	Limit dBuV/m	Margin dB	Detector	Comment

Orthogonal Axis :	X
Test Mode :	UNII-2C/ TX A Mode 5500MHz

Vertical

110 dBuV/m

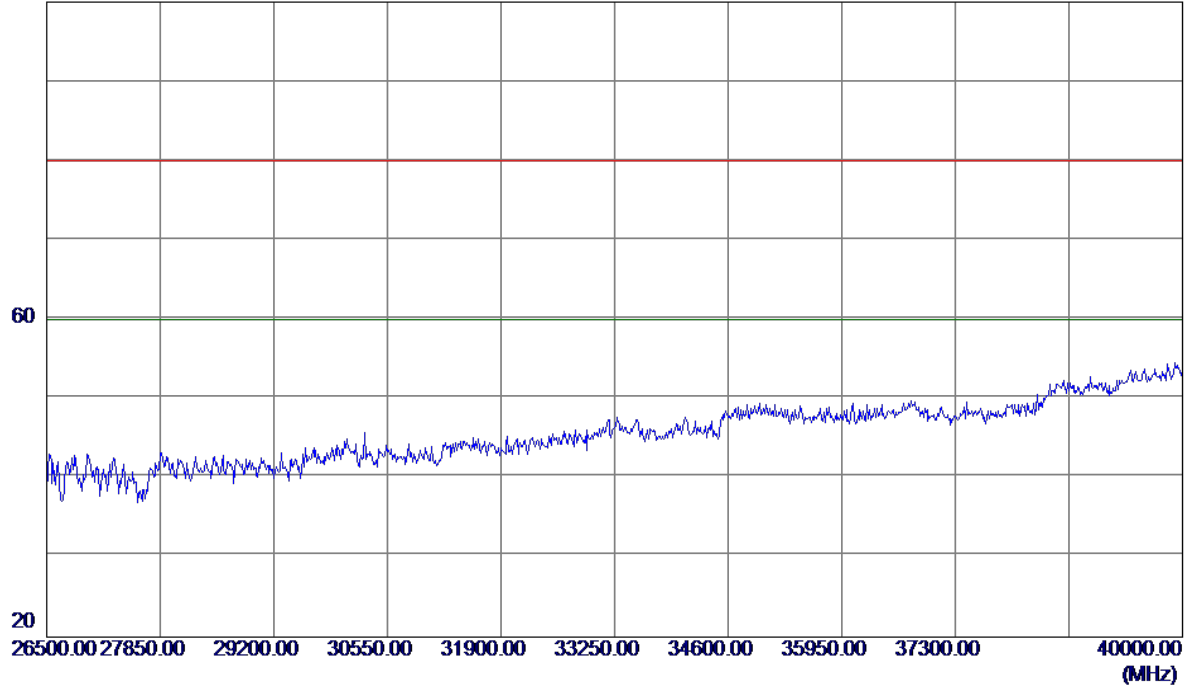


No.	Freq. MHz	Reading Level dBuV/m	Correct Factor dB	Measure ment dBuV/m	Limit dBuV/m	Margin dB	Detector	Comment
-----	--------------	----------------------------	-------------------------	---------------------------	-----------------	--------------	----------	---------

Orthogonal Axis :	X
Test Mode :	UNII-2C/ TX A Mode 5500MHz

Vertical

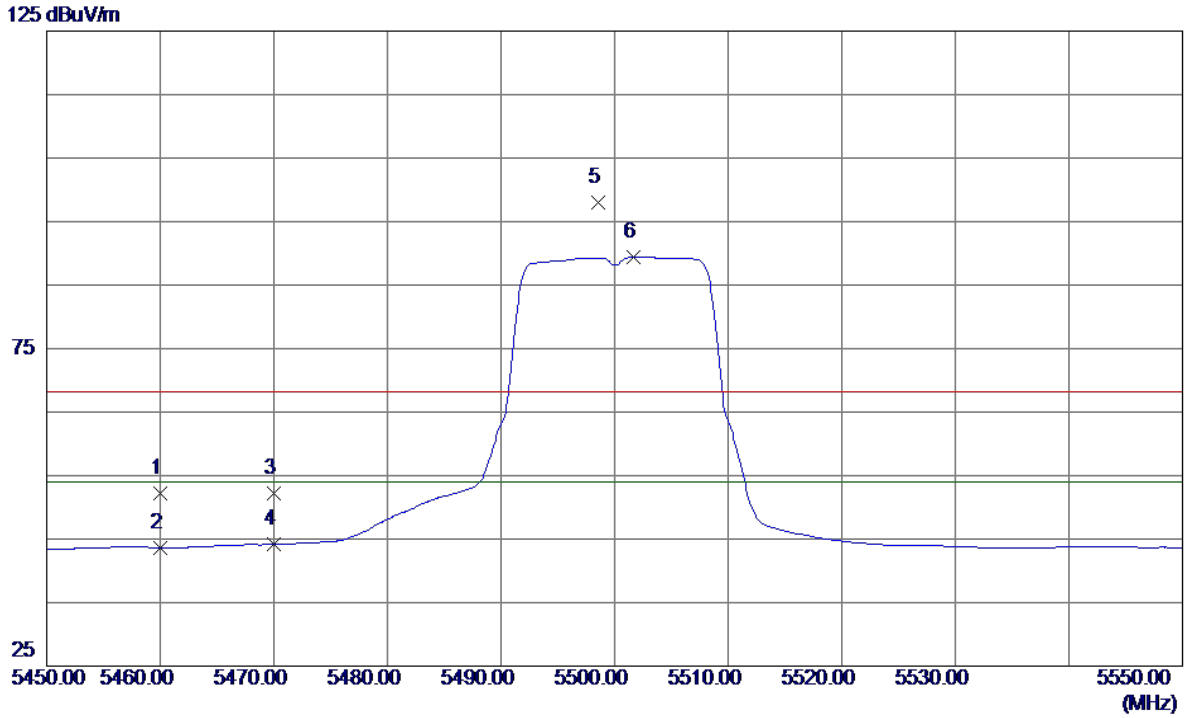
100 dBuV/m



No.	Freq. MHz	Reading Level dBuV/m	Correct Factor dB	Measure ment dBuV/m	Limit dBuV/m	Margin dB	Detector	Comment

Orthogonal Axis :	X
Test Mode :	UNII-2C/ TX A Mode 5500MHz

Horizontal

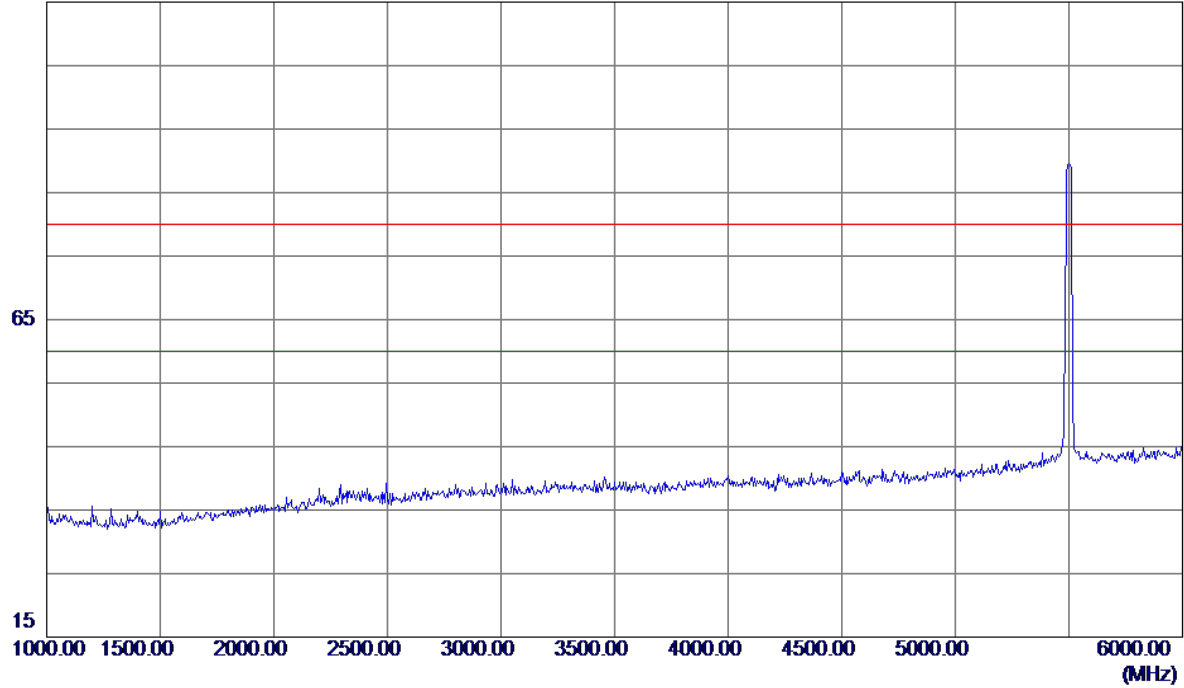


No.	Freq. MHz	Reading Level dBuV/m	Correct Factor dB	Measure ment dBuV/m	Limit dBuV/m	Margin dB	Detector	Comment
1	5460.0000	9.55	42.68	52.23	68.30	-16.07	Peak	
2	5460.0000	0.97	42.68	43.65	54.00	-10.35	AVG	
3	5470.0000	9.43	42.73	52.16	68.30	-16.14	Peak	
4	5470.0000	1.40	42.73	44.13	54.00	-9.87	AVG	
5	5498.6000	55.18	42.87	98.05	68.30	29.75	Peak	No Limit
6 *	5501.7000	46.47	42.89	89.36	54.00	35.36	AVG	No Limit

Orthogonal Axis :	X
Test Mode :	UNII-2C/ TX A Mode 5500MHz

Horizontal

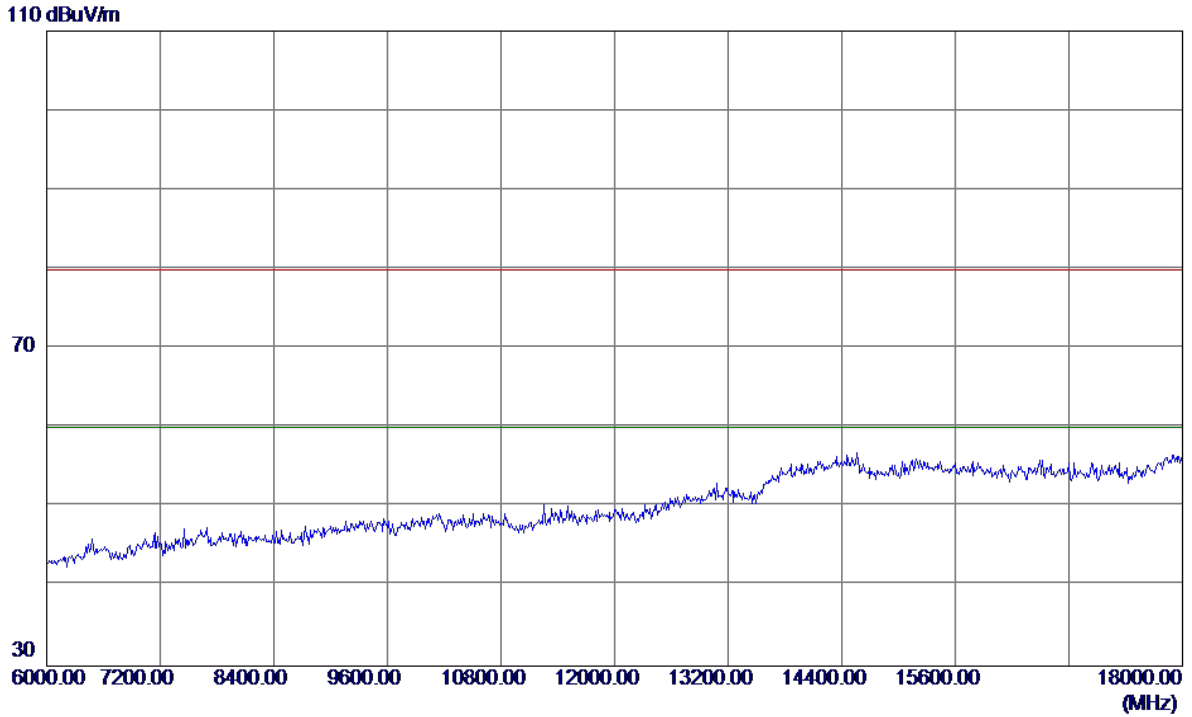
115 dBuV/m



No.	Freq. MHz	Reading Level dBuV/m	Correct Factor dB	Measure ment dBuV/m	Limit dBuV/m	Margin dB	Detector	Comment

Orthogonal Axis :	X
Test Mode :	UNII-2C/ TX A Mode 5500MHz

Horizontal

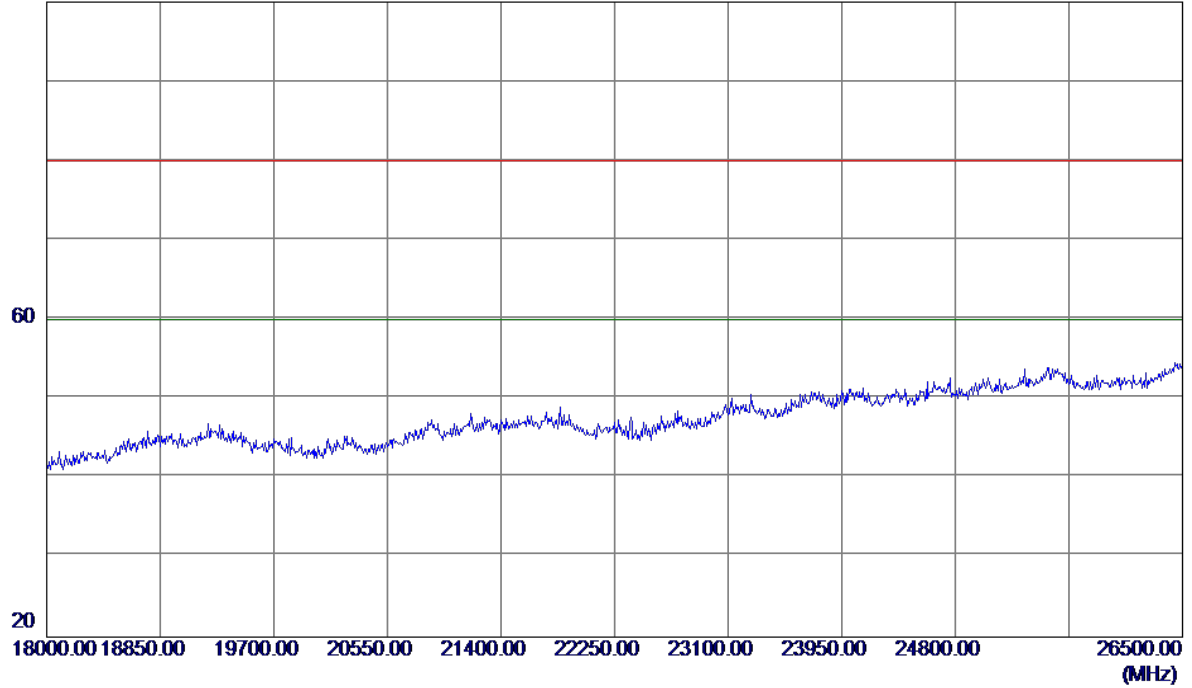


No.	Freq. MHz	Reading Level dBuV/m	Correct Factor dB	Measure ment dBuV/m	Limit dBuV/m	Margin dB	Detector	Comment

Orthogonal Axis :	X
Test Mode :	UNII-2C/ TX A Mode 5500MHz

Horizontal

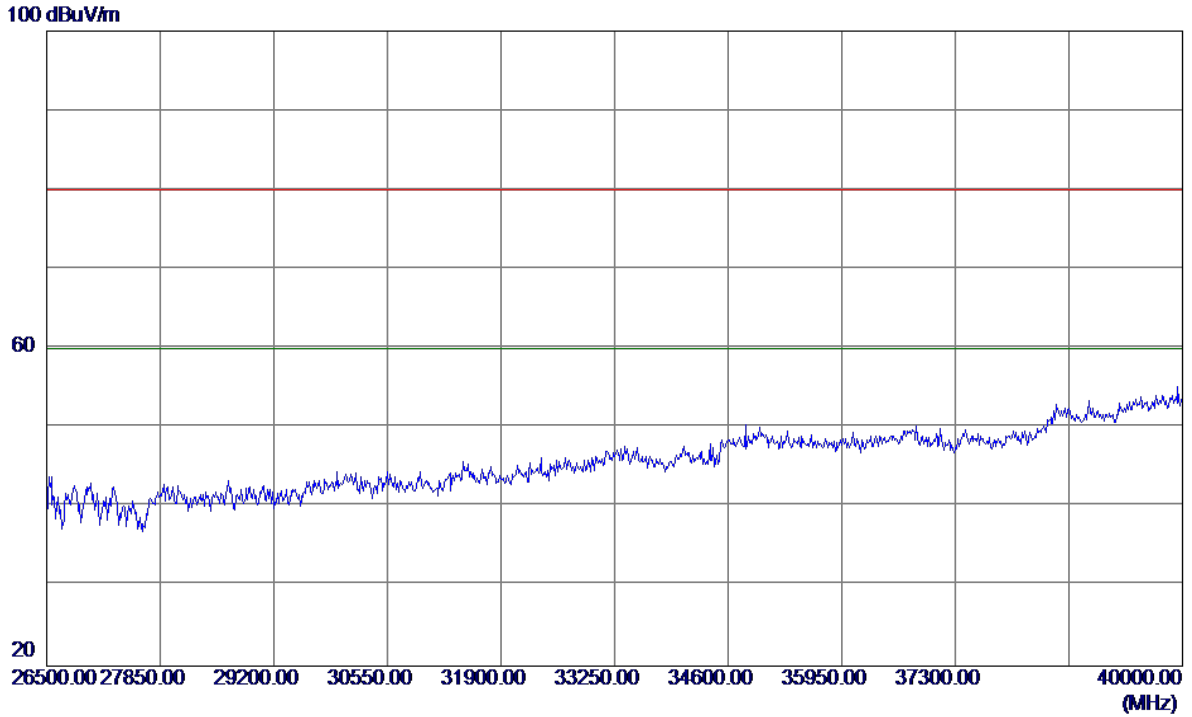
100 dBuV/m



No.	Freq. MHz	Reading Level dBuV/m	Correct Factor dB	Measure ment dBuV/m	Limit dBuV/m	Margin dB	Detector	Comment

Orthogonal Axis :	X
Test Mode :	UNII-2C/ TX A Mode 5500MHz

Horizontal

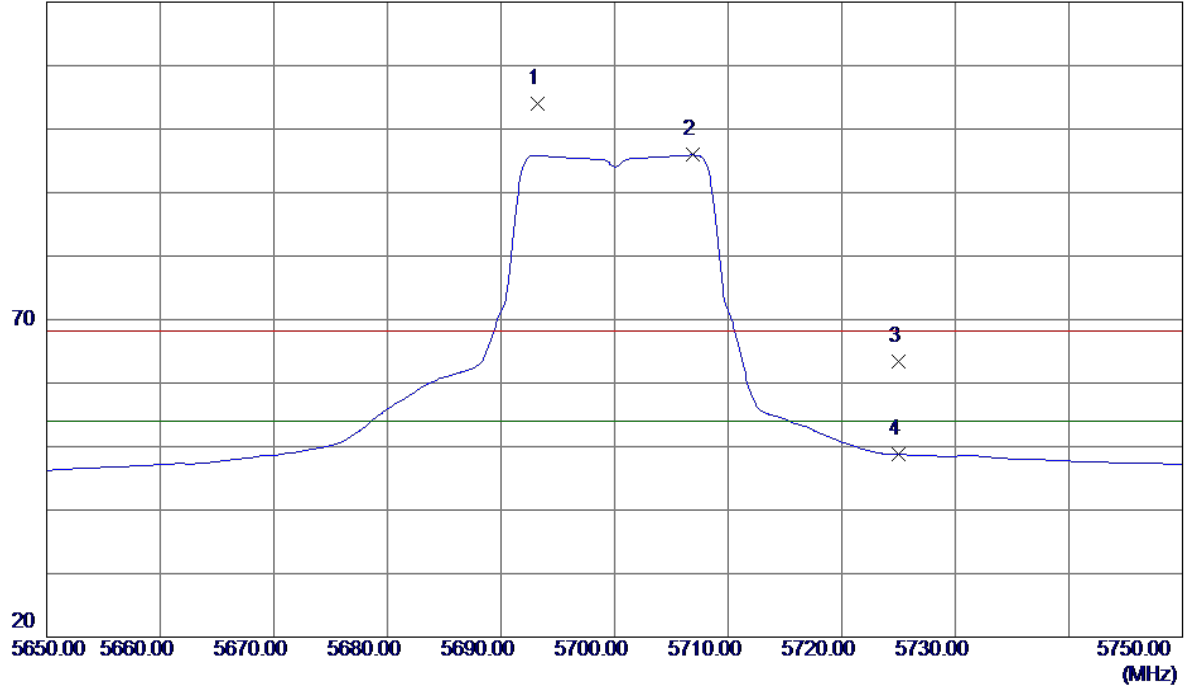


No.	Freq. MHz	Reading Level dBuV/m	Correct Factor dB	Measure ment dBuV/m	Limit dBuV/m	Margin dB	Detector	Comment

Orthogonal Axis :	X
Test Mode :	UNII-2C/ TX A Mode 5700MHz

Vertical

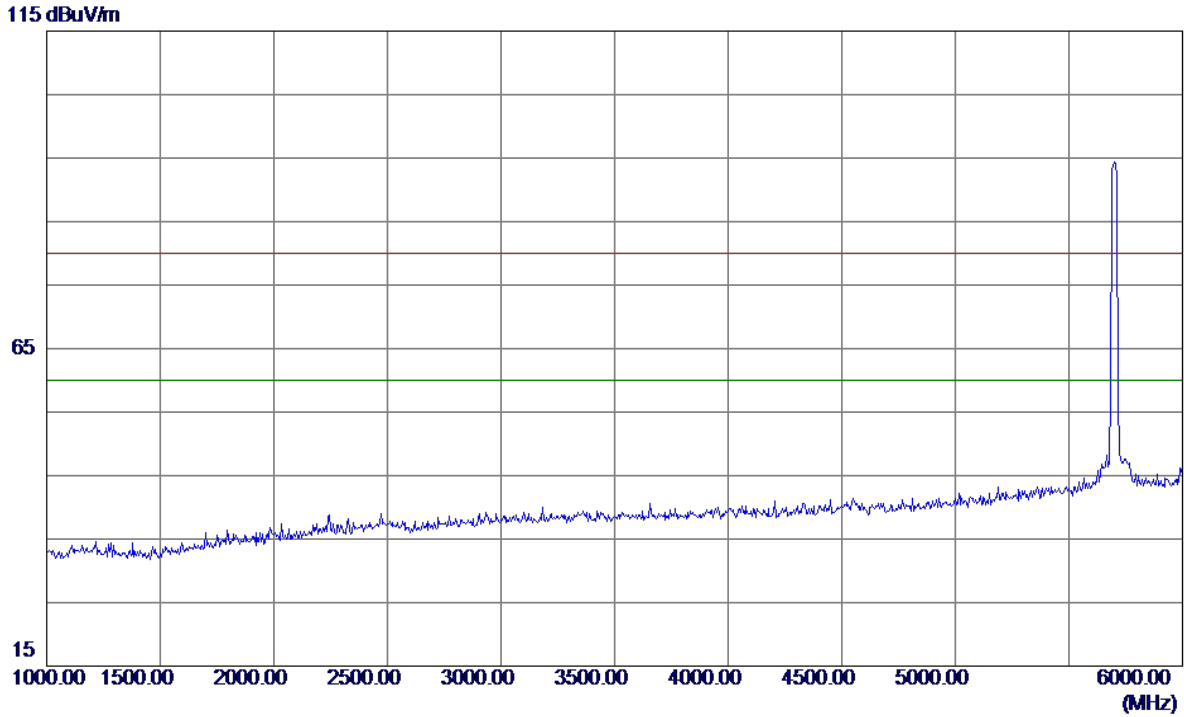
120 dBuV/m



No.	Freq. MHz	Reading Level dBuV/m	Correct Factor dB	Measure ment dBuV/m	Limit dBuV/m	Margin dB	Detector	Comment
1	5693.2000	60.56	43.46	104.02	68.30	35.72	Peak	No Limit
2 *	5706.9000	52.41	43.50	95.91	54.00	41.91	AVG	No Limit
3	5725.0000	19.77	43.56	63.33	68.30	-4.97	Peak	
4	5725.0000	5.19	43.56	48.75	54.00	-5.25	AVG	

Orthogonal Axis :	X
Test Mode :	UNII-2C/ TX A Mode 5700MHz

Vertical

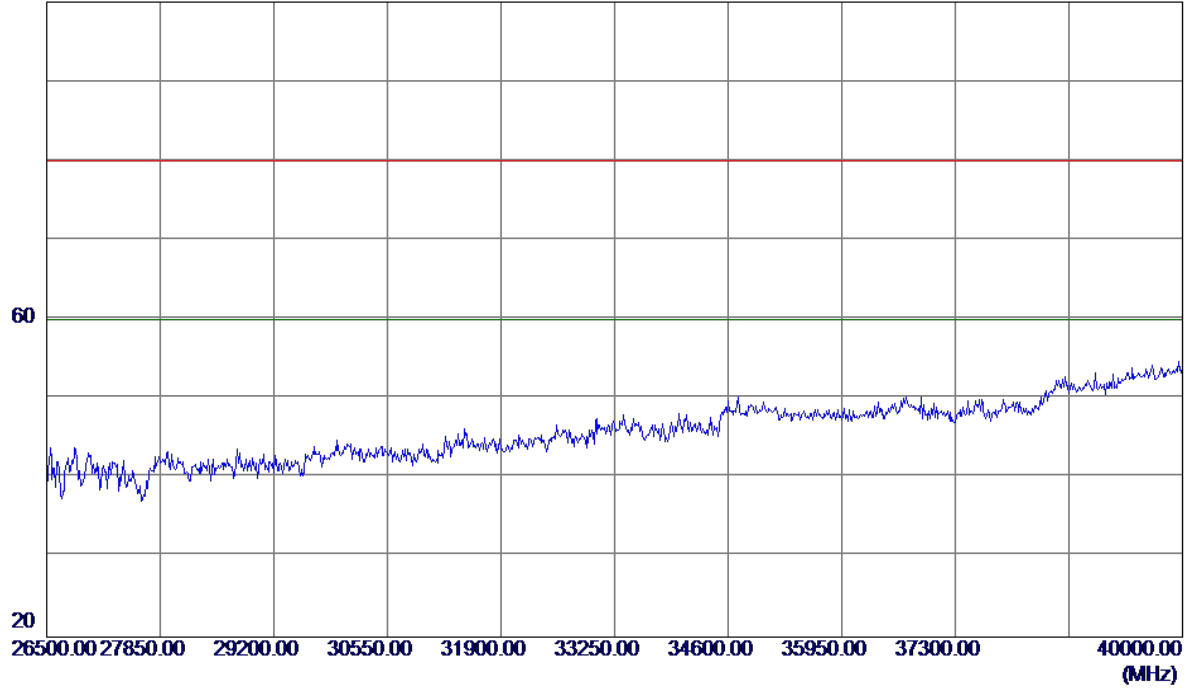


No.	Freq. MHz	Reading Level dBuV/m	Correct Factor dB	Measure ment dBuV/m	Limit dBuV/m	Margin dB	Detector	Comment

Orthogonal Axis :	X
Test Mode :	UNII-2C/ TX A Mode 5700MHz

Vertical

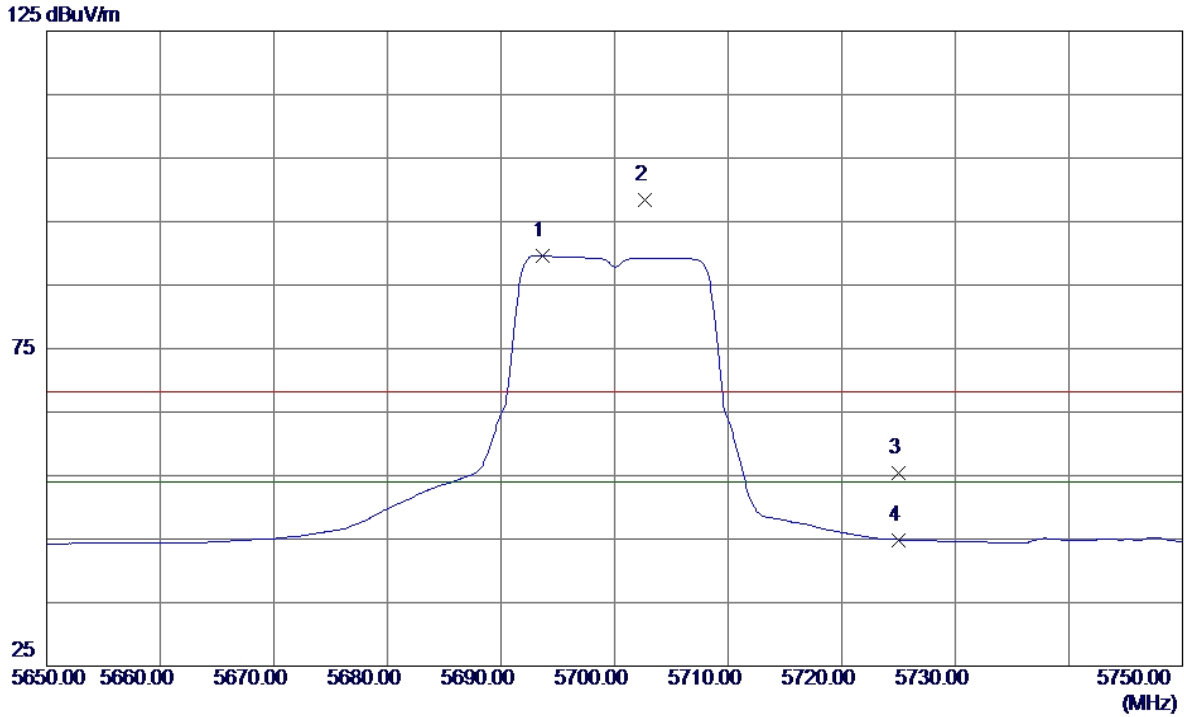
100 dBuV/m



No.	Freq. MHz	Reading Level dBuV/m	Correct Factor dB	Measure ment dBuV/m	Limit dBuV/m	Margin dB	Detector	Comment

Orthogonal Axis :	X
Test Mode :	UNII-2C/ TX A Mode 5700MHz

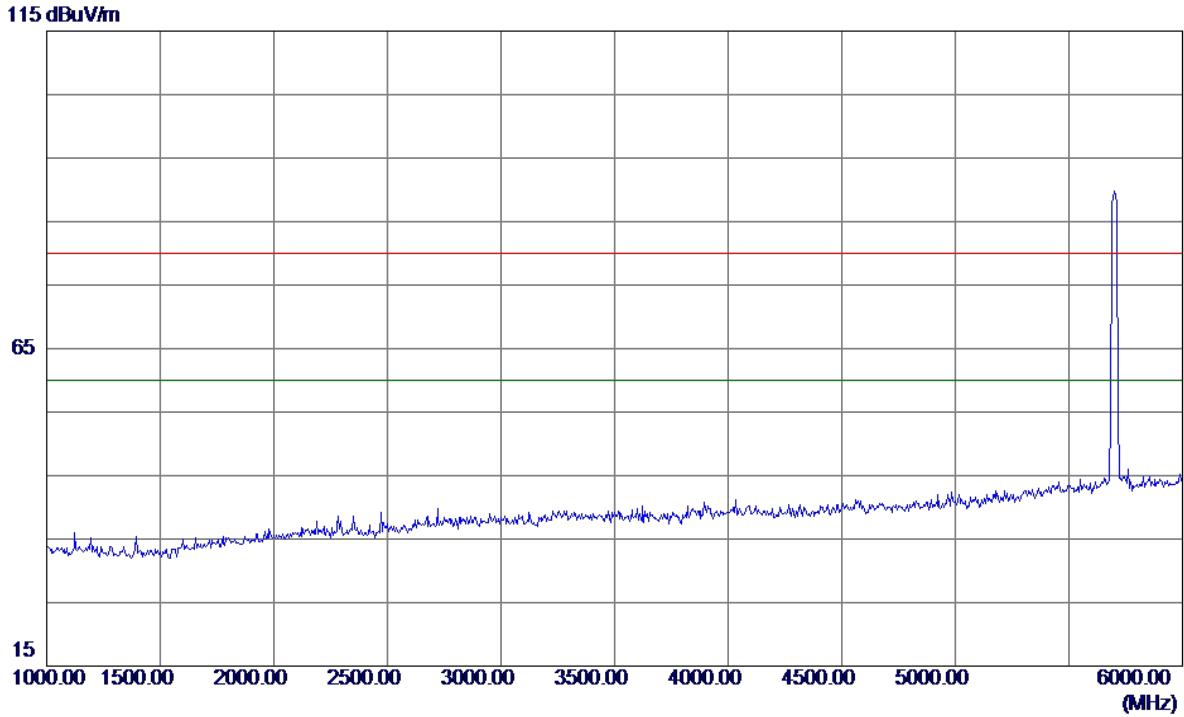
Horizontal



No.	Freq. MHz	Reading Level dBuV/m	Correct Factor dB	Measure ment dBuV/m	Limit dBuV/m	Margin dB	Detector	Comment
1 *	5693.7000	46.09	43.46	89.55	54.00	35.55	AVG	No Limit
2	5702.7000	54.98	43.49	98.47	68.30	30.17	Peak	No Limit
3	5725.0000	11.87	43.56	55.43	68.30	-12.87	Peak	
4	5725.0000	1.33	43.56	44.89	54.00	-9.11	AVG	

Orthogonal Axis :	X
Test Mode :	UNII-2C/ TX A Mode 5700MHz

Horizontal

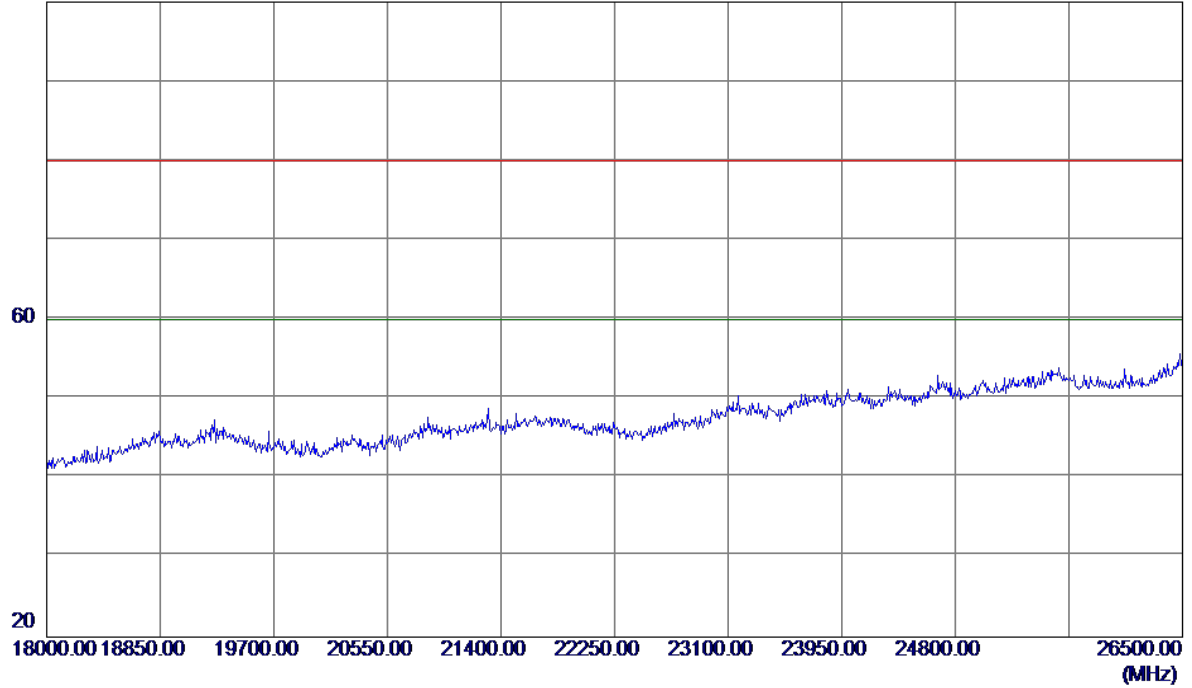


No.	Freq. MHz	Reading Level dBuV/m	Correct Factor dB	Measure ment dBuV/m	Limit dBuV/m	Margin dB	Detector	Comment

Orthogonal Axis :	X
Test Mode :	UNII-2C/ TX A Mode 5700MHz

Horizontal

100 dBuV/m

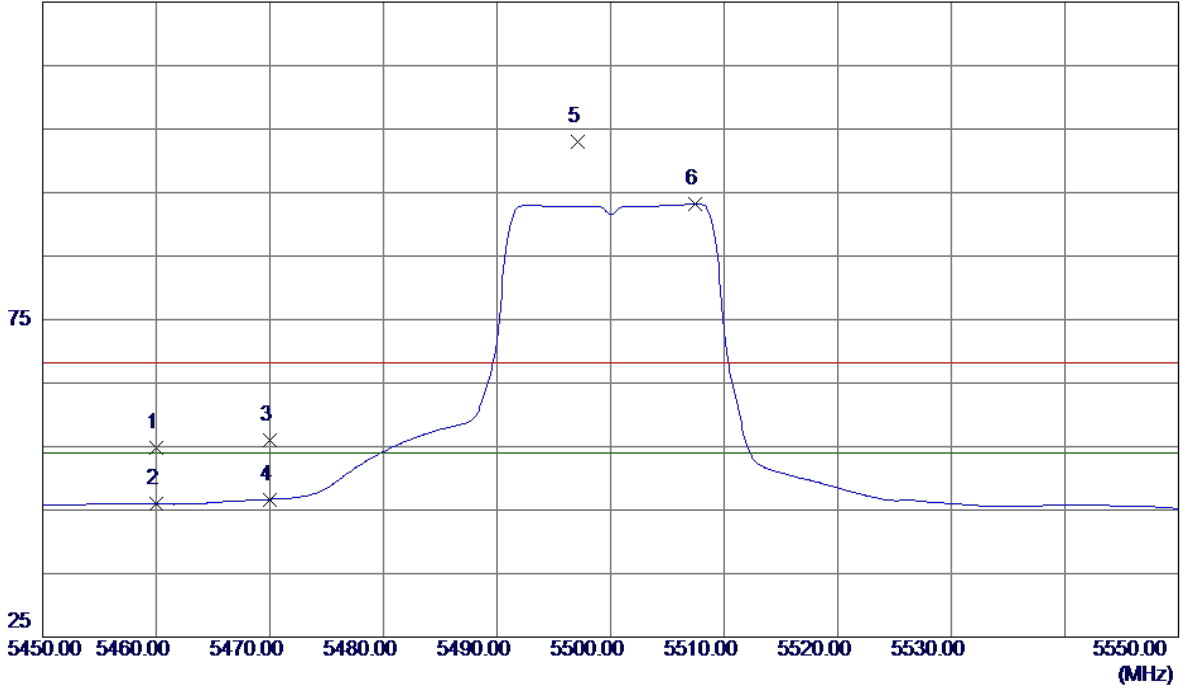


No.	Freq. MHz	Reading Level dBuV/m	Correct Factor dB	Measure ment dBuV/m	Limit dBuV/m	Margin dB	Detector	Comment

Orthogonal Axis :	X
Test Mode :	UNII-2C/ TX N20 Mode 5500MHz

Vertical

125 dBuV/m

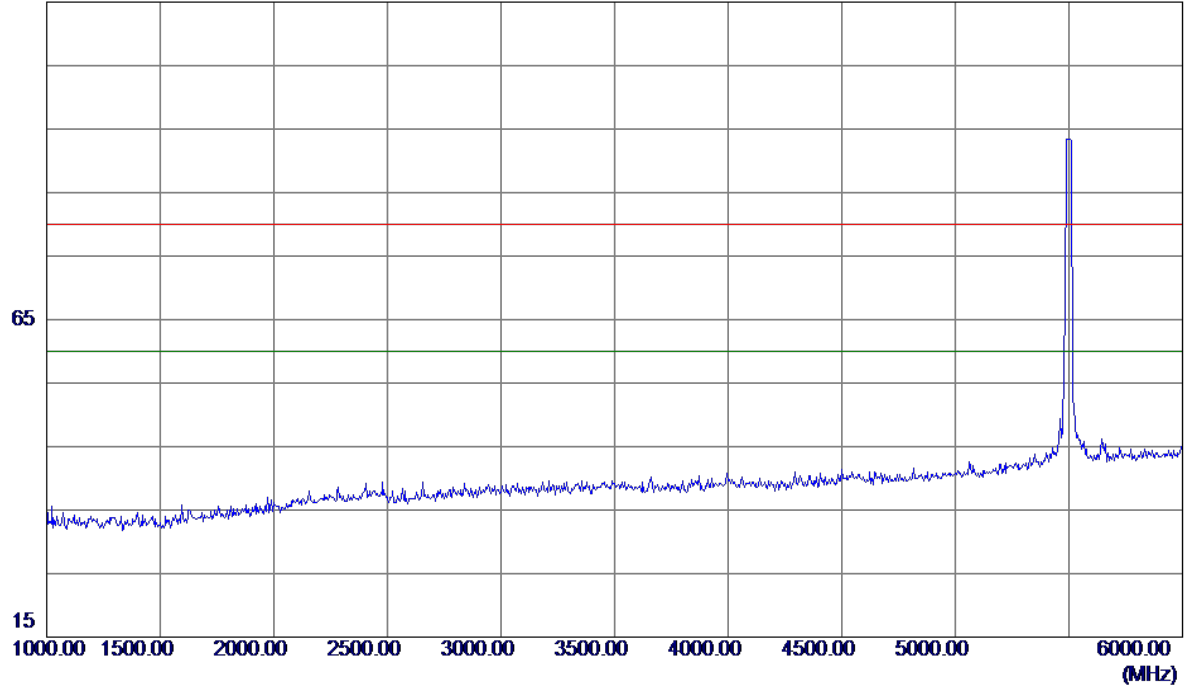


No.	Freq. MHz	Reading Level dBuV/m	Correct Factor dB	Measure ment dBuV/m	Limit dBuV/m	Margin dB	Detector	Comment
1	5460.0000	12.18	42.68	54.86	68.30	-13.44	Peak	
2	5460.0000	3.23	42.68	45.91	54.00	-8.09	AVG	
3	5470.0000	13.19	42.73	55.92	68.30	-12.38	Peak	
4	5470.0000	3.95	42.73	46.68	54.00	-7.32	AVG	
5	5497.1000	60.07	42.87	102.94	68.30	34.64	Peak	No Limit
6 *	5507.4000	50.29	42.90	93.19	54.00	39.19	AVG	No Limit

Orthogonal Axis :	X
Test Mode :	UNII-2C/ TX N20 Mode 5500MHz

Vertical

115 dBuV/m

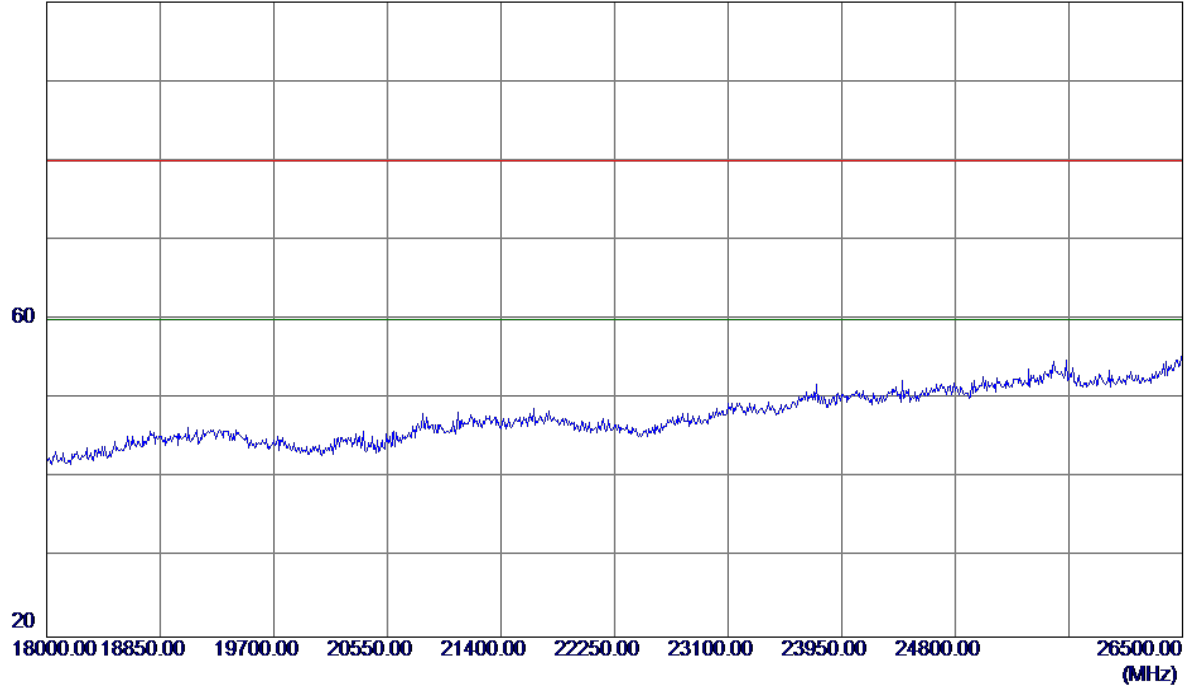


No.	Freq. MHz	Reading Level dBuV/m	Correct Factor dB	Measure ment dBuV/m	Limit dBuV/m	Margin dB	Detector	Comment

Orthogonal Axis :	X
Test Mode :	UNII-2C/ TX N20 Mode 5500MHz

Vertical

100 dBuV/m

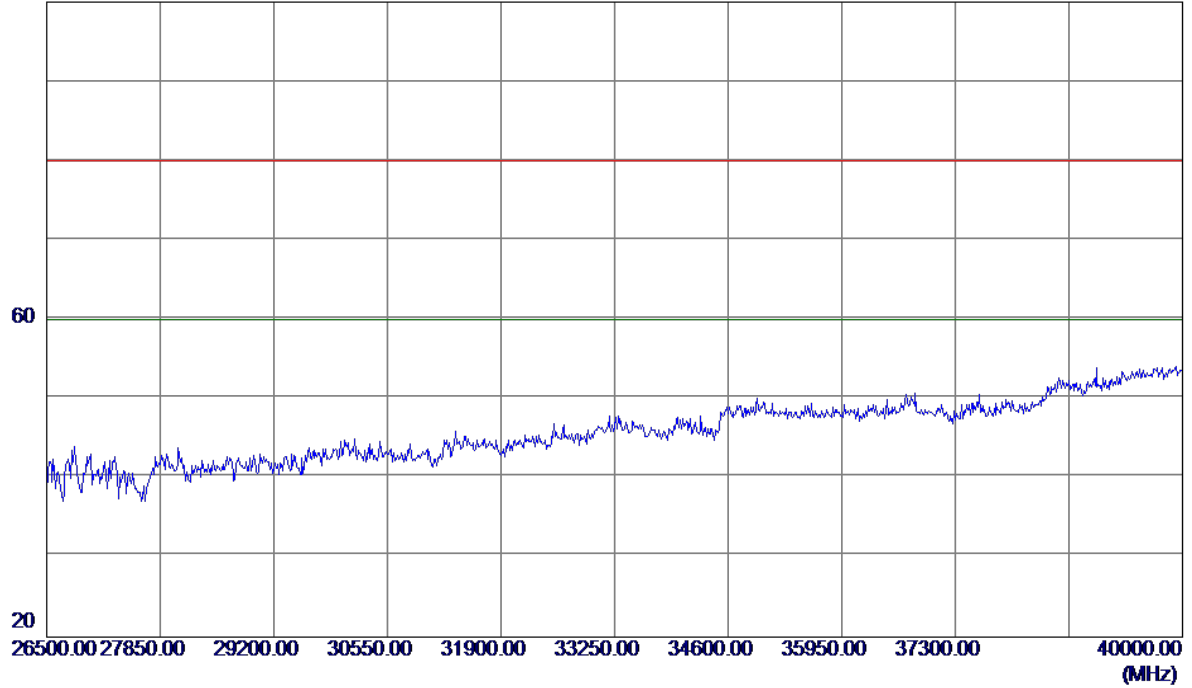


No.	Freq. MHz	Reading Level dBuV/m	Correct Factor dB	Measure ment dBuV/m	Limit dBuV/m	Margin dB	Detector	Comment

Orthogonal Axis :	X
Test Mode :	UNII-2C/ TX N20 Mode 5500MHz

Vertical

100 dBuV/m

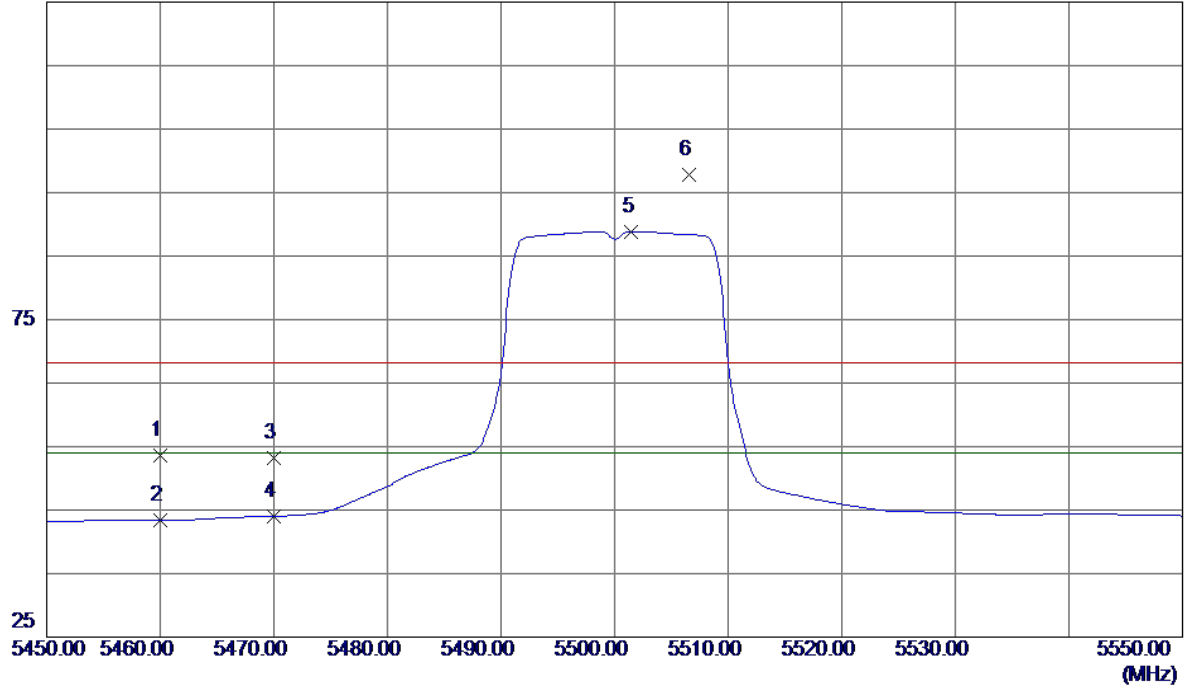


No.	Freq. MHz	Reading Level dBuV/m	Correct Factor dB	Measure ment dBuV/m	Limit dBuV/m	Margin dB	Detector	Comment

Orthogonal Axis :	X
Test Mode :	UNII-2C/ TX N20 Mode 5500MHz

Horizontal

125 dBuV/m

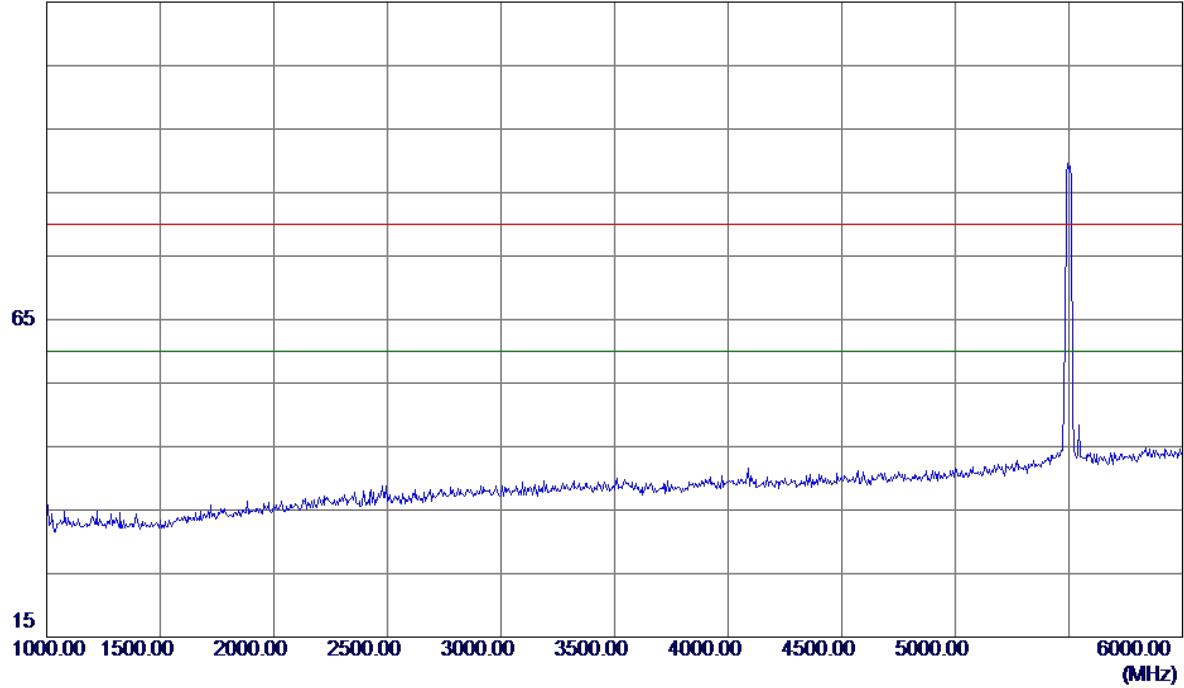


No.	Freq. MHz	Reading Level dBuV/m	Correct Factor dB	Measure ment dBuV/m	Limit dBuV/m	Margin dB	Detector	Comment
1	5460.0000	10.87	42.68	53.55	68.30	-14.75	Peak	
2	5460.0000	0.69	42.68	43.37	54.00	-10.63	AVG	
3	5470.0000	10.49	42.73	53.22	68.30	-15.08	Peak	
4	5470.0000	1.29	42.73	44.02	54.00	-9.98	AVG	
5 *	5501.5000	45.96	42.88	88.84	54.00	34.84	AVG	No Limit
6	5506.6000	54.85	42.90	97.75	68.30	29.45	Peak	No Limit

Orthogonal Axis :	X
Test Mode :	UNII-2C/ TX N20 Mode 5500MHz

Horizontal

115 dBuV/m

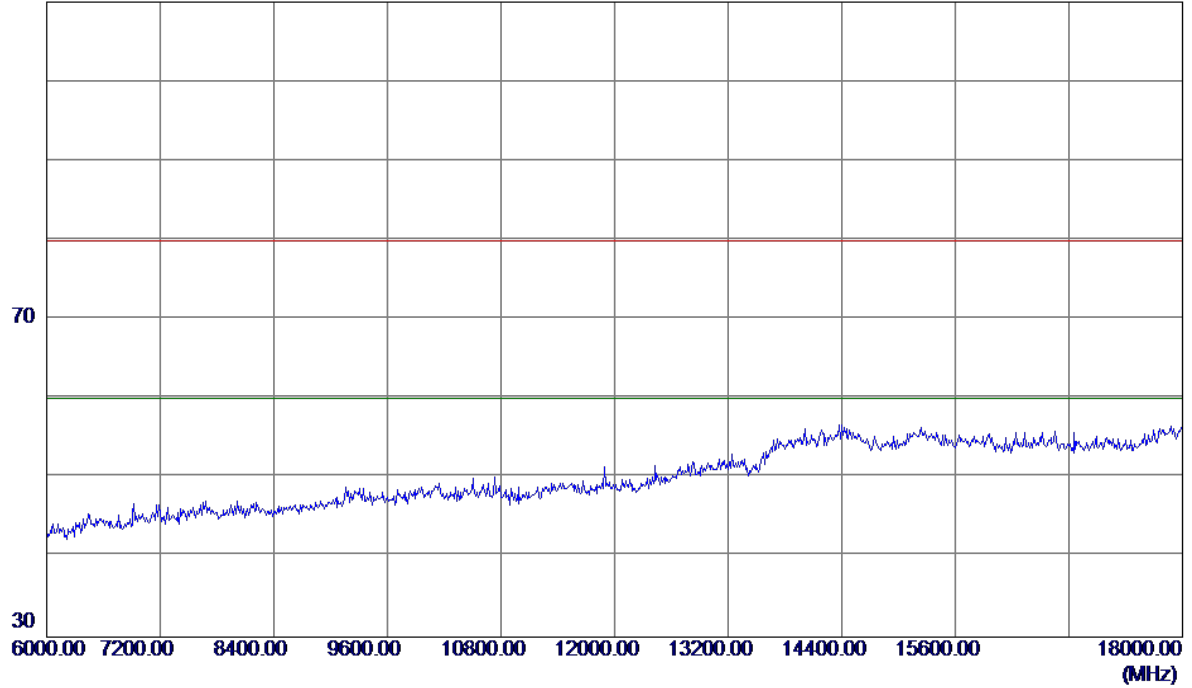


No.	Freq. MHz	Reading Level dBuV/m	Correct Factor dB	Measure ment dBuV/m	Limit dBuV/m	Margin dB	Detector	Comment

Orthogonal Axis :	X
Test Mode :	UNII-2C/ TX N20 Mode 5500MHz

Horizontal

110 dBuV/m

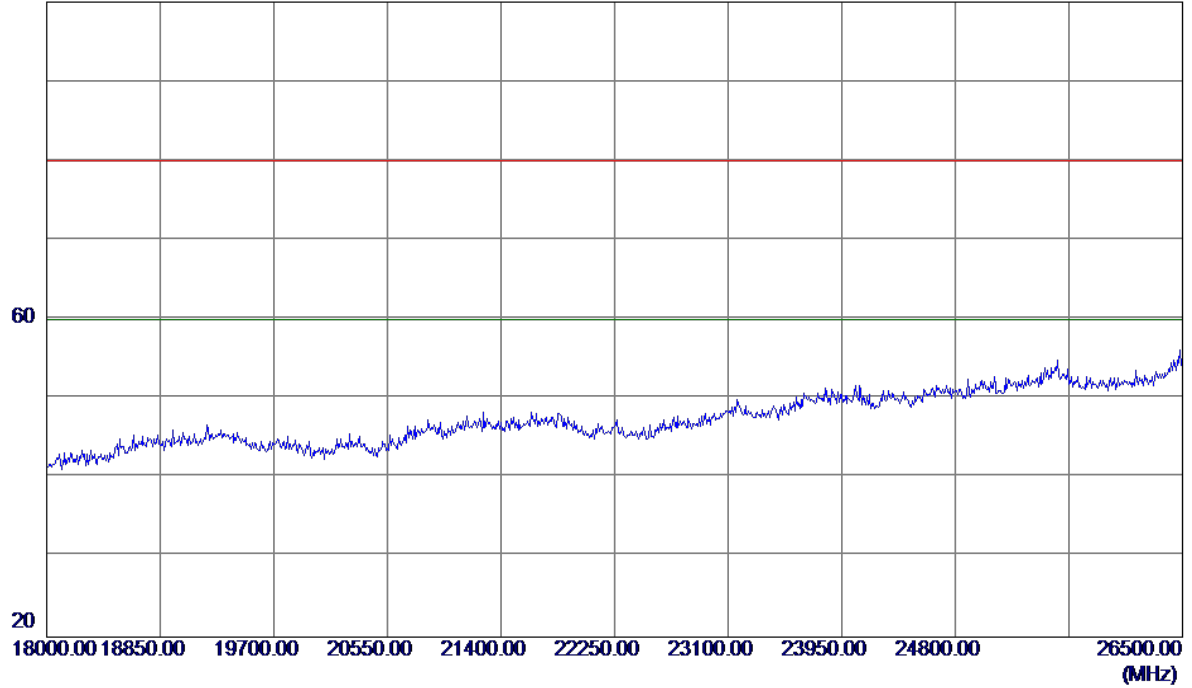


No.	Freq. MHz	Reading Level dBuV/m	Correct Factor dB	Measure ment dBuV/m	Limit dBuV/m	Margin dB	Detector	Comment

Orthogonal Axis :	X
Test Mode :	UNII-2C/ TX N20 Mode 5500MHz

Horizontal

100 dBuV/m

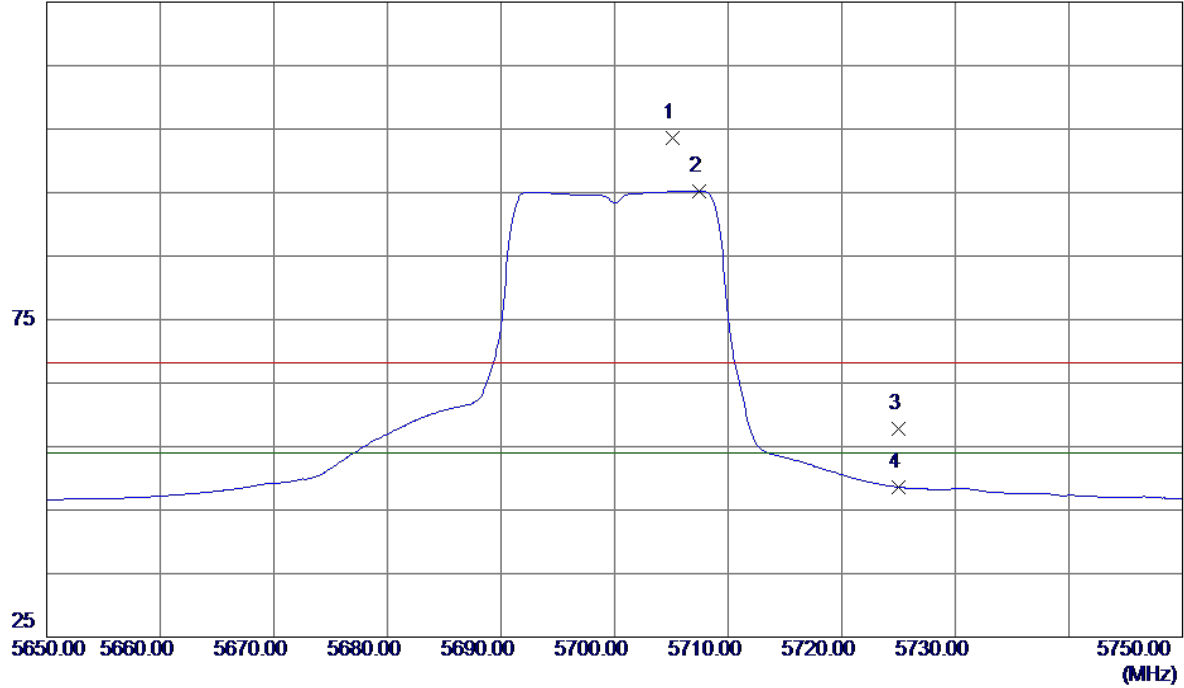


No.	Freq. MHz	Reading Level dBuV/m	Correct Factor dB	Measure ment dBuV/m	Limit dBuV/m	Margin dB	Detector	Comment

Orthogonal Axis :	X
Test Mode :	UNII-2C/ TX N20 Mode 5700MHz

Vertical

125 dBuV/m

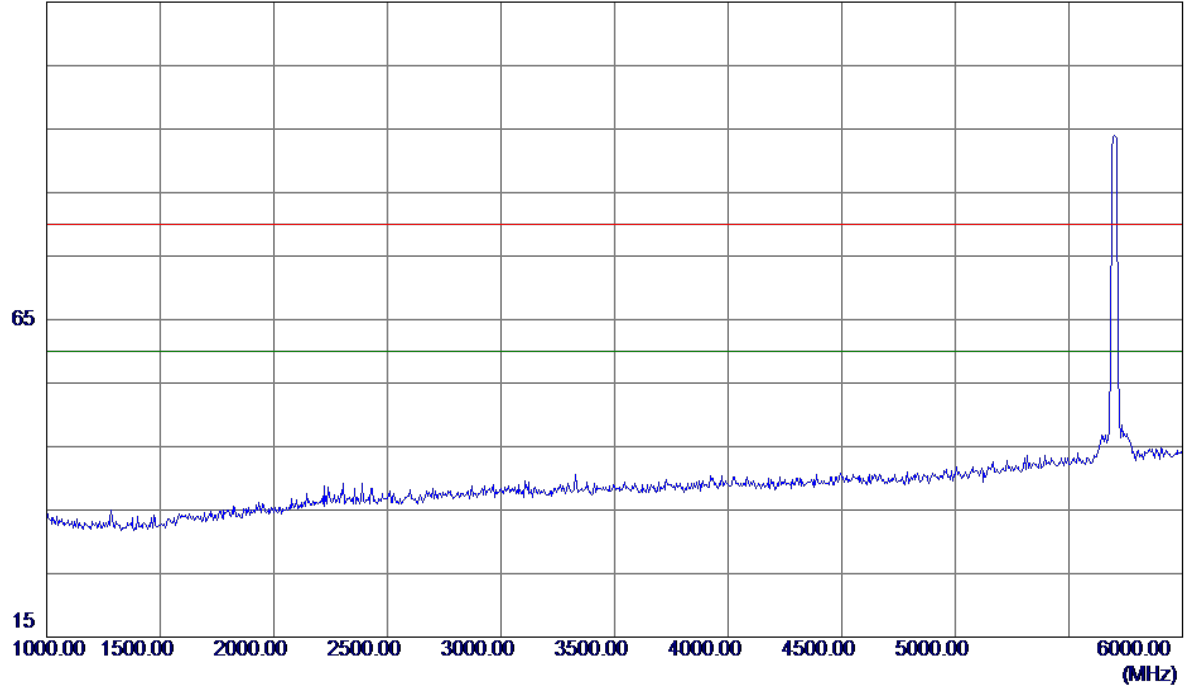


No.	Freq. MHz	Reading Level dBuV/m	Correct Factor dB	Measure ment dBuV/m	Limit dBuV/m	Margin dB	Detector	Comment
1	5705.1000	60.19	43.50	103.69	68.30	35.39	Peak	No Limit
2 *	5707.4000	51.68	43.51	95.19	54.00	41.19	AVG	No Limit
3	5725.0000	14.32	43.56	57.88	68.30	-10.42	Peak	
4	5725.0000	5.05	43.56	48.61	54.00	-5.39	AVG	

Orthogonal Axis :	X
Test Mode :	UNII-2C/ TX N20 Mode 5700MHz

Vertical

115 dBuV/m

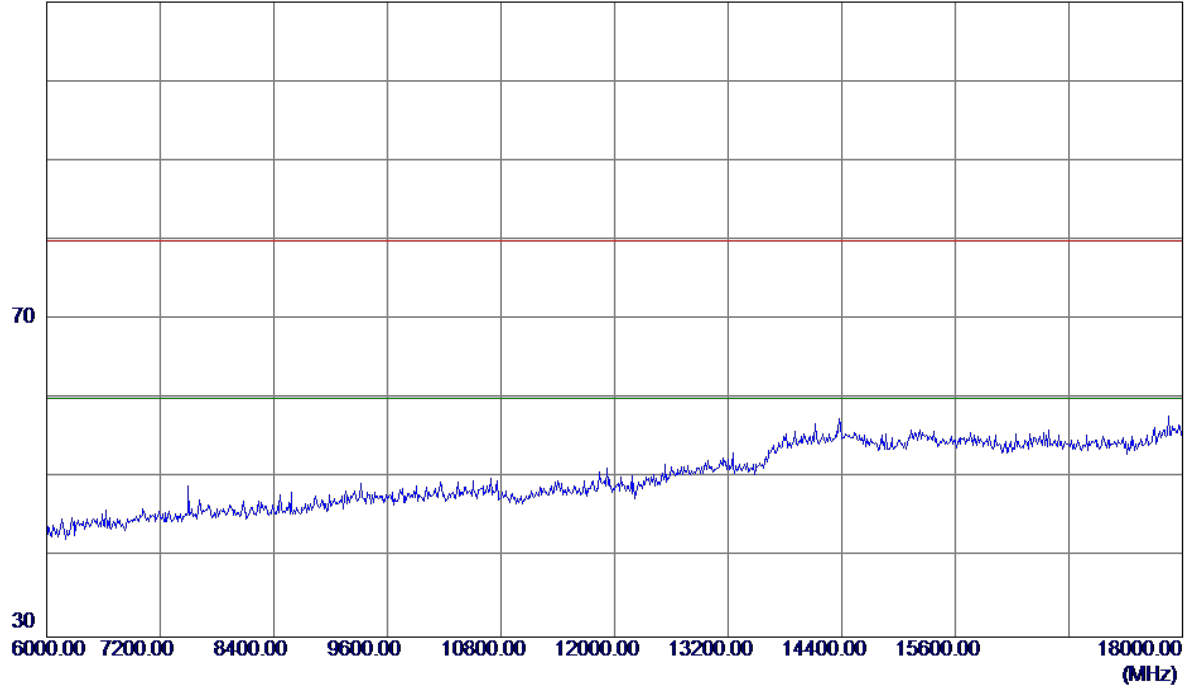


No.	Freq. MHz	Reading Level dBuV/m	Correct Factor dB	Measure ment dBuV/m	Limit dBuV/m	Margin dB	Detector	Comment
-----	--------------	----------------------------	-------------------------	---------------------------	-----------------	--------------	----------	---------

Orthogonal Axis :	X
Test Mode :	UNII-2C/ TX N20 Mode 5700MHz

Vertical

110 dBuV/m

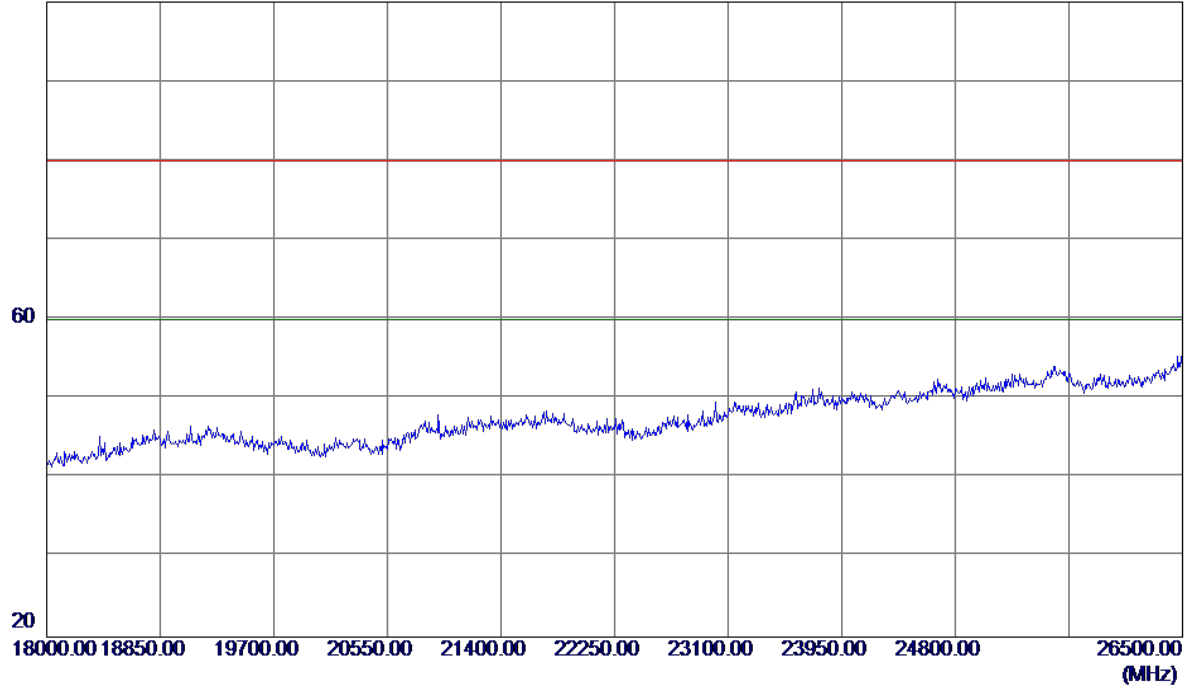


No.	Freq. MHz	Reading Level dBuV/m	Correct Factor dB	Measure ment dBuV/m	Limit dBuV/m	Margin dB	Detector	Comment

Orthogonal Axis :	X
Test Mode :	UNII-2C/ TX N20 Mode 5700MHz

Vertical

100 dBuV/m

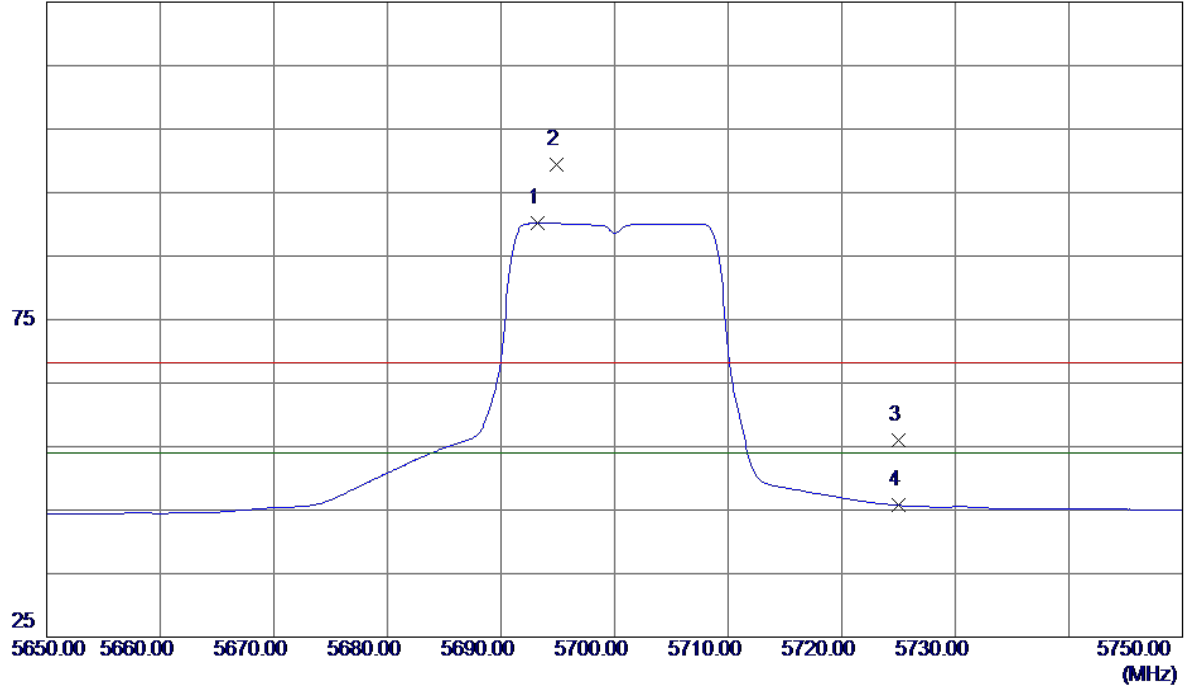


No.	Freq. MHz	Reading Level dBuV/m	Correct Factor dB	Measure ment dBuV/m	Limit dBuV/m	Margin dB	Detector	Comment

Orthogonal Axis :	X
Test Mode :	UNII-2C/ TX N20 Mode 5700MHz

Horizontal

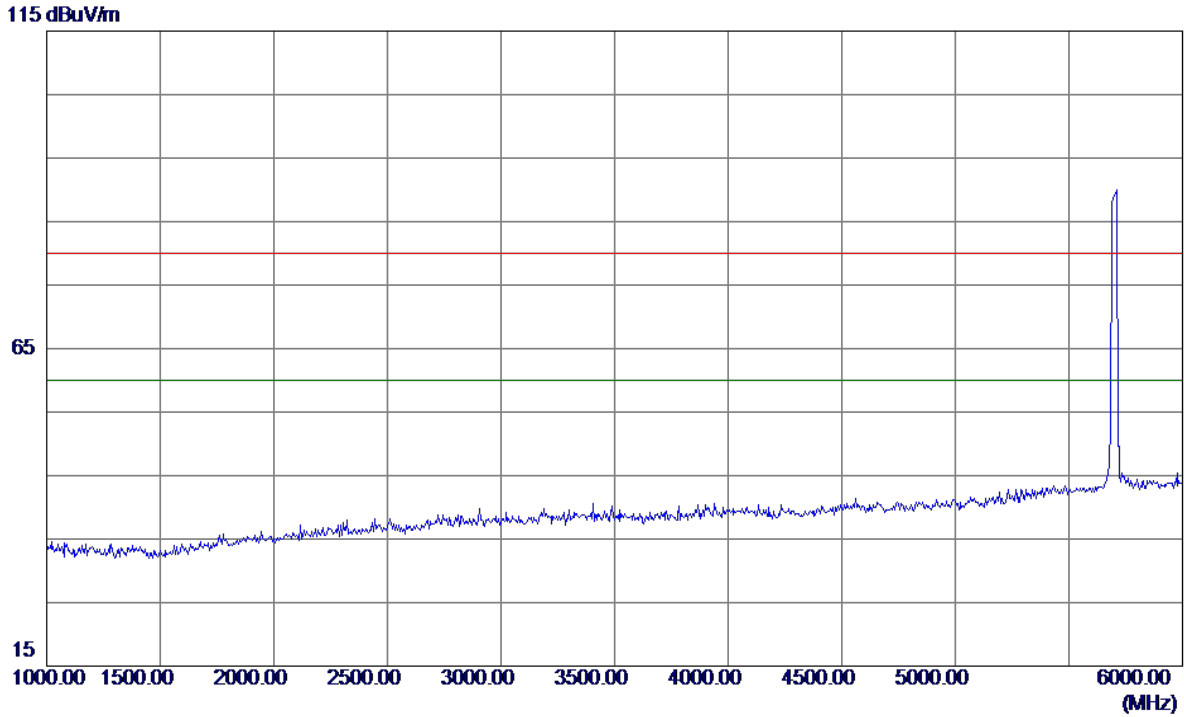
125 dBuV/m



No.	Freq. MHz	Reading Level dBuV/m	Correct Factor dB	Measure ment dBuV/m	Limit dBuV/m	Margin dB	Detector	Comment
1 *	5693.2000	46.71	43.46	90.17	54.00	36.17	AVG	No Limit
2	5694.9000	55.84	43.47	99.31	68.30	31.01	Peak	No Limit
3	5725.0000	12.50	43.56	56.06	68.30	-12.24	Peak	
4	5725.0000	2.16	43.56	45.72	54.00	-8.28	AVG	

Orthogonal Axis :	X
Test Mode :	UNII-2C/ TX N20 Mode 5700MHz

Horizontal

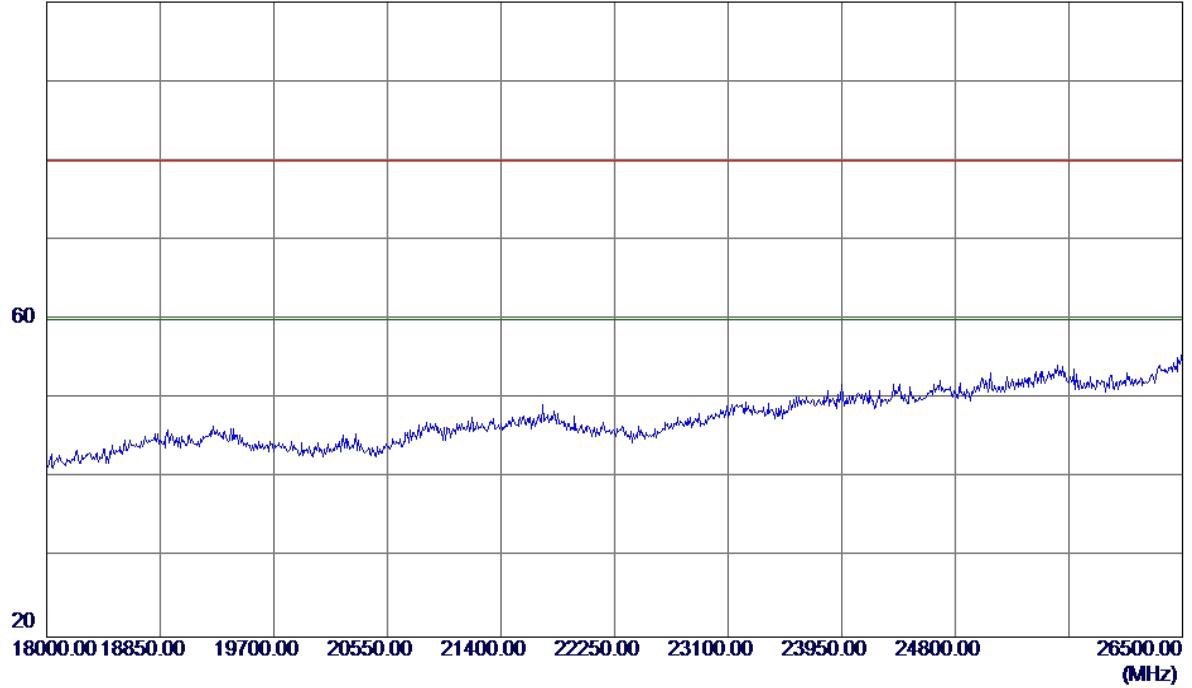


No.	Freq. MHz	Reading Level dBuV/m	Correct Factor dB	Measure ment dBuV/m	Limit dBuV/m	Margin dB	Detector	Comment

Orthogonal Axis :	X
Test Mode :	UNII-2C/ TX N20 Mode 5700MHz

Horizontal

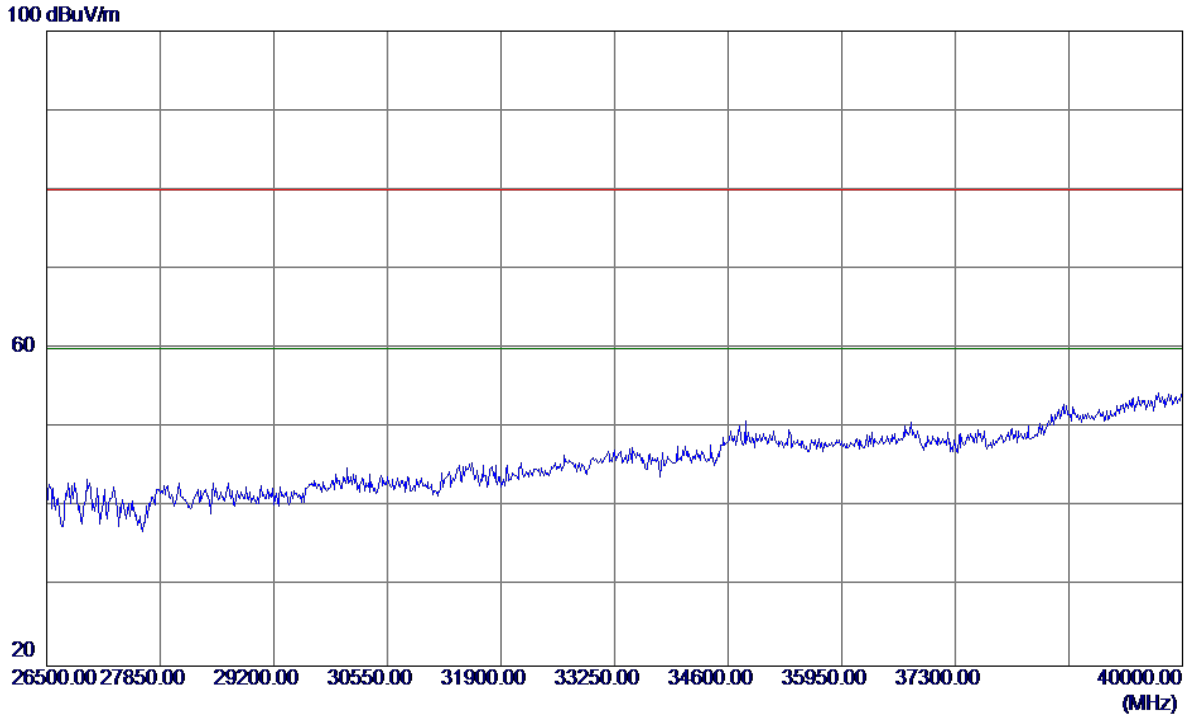
100 dBuV/m



No.	Freq. MHz	Reading Level dBuV/m	Correct Factor dB	Measure ment dBuV/m	Limit dBuV/m	Margin dB	Detector	Comment

Orthogonal Axis :	X
Test Mode :	UNII-2C/ TX N20 Mode 5700MHz

Horizontal



No.	Freq. MHz	Reading Level dBuV/m	Correct Factor dB	Measure ment dBuV/m	Limit dBuV/m	Margin dB	Detector	Comment