

# FCC Radio Test Report

## FCC ID: QISBLA-L29

This report concerns (check one): Original Grant Class I Change Class II Change

**Project No.** : 1709C042  
**Equipment** : Smart Phone  
**Model Name** : BLA-L29  
**Applicant** : Huawei Technologies Co., Ltd.  
**Address** : Administration Building, Headquarters of Huawei Technologies Co., Ltd., Bantian, Longgang District, Shenzhen, 518129, P.R.C

**Date of Receipt** : Sep. 07, 2017  
**Date of Test** : Sep. 07, 2017 ~ Oct. 09, 2017  
**Issued Date** : Oct. 09, 2017  
**Tested by** : BTL Inc.

**Testing Engineer** : Paul Li  
(Paul Li)

**Technical Manager** : Shawn Xiao  
(Shawn Xiao)

**Authorized Signatory** : David Mao  
(David Mao)

# **B T L I N C .**

No.3, Jinshagang 1st Road, Shixia, Dalang Town, Dongguan, Guangdong, China.

TEL: +86-769-8318-3000 FAX: +86-769-8319-6000



**Declaration**

**BTL** represents to the client that testing is done in accordance with standard procedures as applicable and that test instruments used has been calibrated with standards traceable to international standard(s) and/or national standard(s).

**BTL's** reports apply only to the specific samples tested under conditions. It is manufacture's responsibility to ensure that additional production units of this model are manufactured with the identical electrical and mechanical components. **BTL** shall have no liability for any declarations, inferences or generalizations drawn by the client or others from **BTL** issued reports.

**BTL's** report must not be used by the client to claim product certification, approval, or endorsement by NVLAP, NIST, or any agency of the Federal Government.

This report is the confidential property of the client. As a mutual protection to the clients, the public and **BTL-self**, extracts from the test report shall not be reproduced except in full with **BTL's** authorized written approval.

**BTL's** laboratory quality assurance procedures are in compliance with the **ISO Guide 17025** requirements, and accredited by the conformity assessment authorities listed in this test report.

**Limitation**

For the use of the authority's logo is limited unless the Test Standard(s)/Scope(s)/Item(s) mentioned in this test report is (are) included in the conformity assessment authorities acceptance respective.

<b>Table of Contents</b>	<b>Page</b>
<b>1 . CERTIFICATION</b>	<b>5</b>
<b>2 . SUMMARY OF TEST RESULTS</b>	<b>6</b>
2.1 TEST FACILITY	7
2.2 MEASUREMENT UNCERTAINTY	7
<b>3 . GENERAL INFORMATION</b>	<b>8</b>
3.1 GENERAL DESCRIPTION OF EUT	8
3.4 BLOCK DIAGRAM SHOWING THE CONFIGURATION OF SYSTEM TESTED	11
3.5 DESCRIPTION OF SUPPORT UNITS	11
<b>4 . EMC EMISSION TEST</b>	<b>12</b>
4.1 CONDUCTED EMISSION MEASUREMENT	12
4.1.1 POWER LINE CONDUCTED EMISSION	12
4.1.2 TEST PROCEDURE	12
4.1.3 DEVIATION FROM TEST STANDARD	12
4.1.4 TEST SETUP	13
4.1.5 EUT OPERATING CONDITIONS	13
4.1.6 EUT TEST CONDITIONS	13
4.1.7 TEST RESULTS	13
4.2 RADIATED EMISSION MEASUREMENT	14
4.2.1 RADIATED EMISSION LIMITS	14
4.2.2 TEST PROCEDURE	15
4.2.3 DEVIATION FROM TEST STANDARD	15
4.2.4 TEST SETUP	15
4.2.5 EUT OPERATING CONDITIONS	17
4.2.6 EUT TEST CONDITIONS	17
4.2.7 TEST RESULTS (9K TO 30MHz)	18
4.2.8 TEST RESULTS (BETWEEN 30 TO 1000 MHz)	18
4.2.9 TEST RESULTS (ABOVE 1000 MHz)	18
<b>5 . MEASUREMENT INSTRUMENTS LIST</b>	<b>19</b>
<b>APPENDIX A - CONDUCTED EMISSION</b>	<b>21</b>
<b>APPENDIX B - RADIATED EMISSION (9KHZ TO 30MHZ)</b>	<b>30</b>
<b>APPENDIX C - RADIATED EMISSION (30MHZ TO 1000MHZ)</b>	<b>47</b>
<b>APPENDIX D - RADIATED EMISSION (ABOVE 1000MHZ)</b>	<b>240</b>

### REPORT ISSUED HISTORY

Issued No.	Description	Issued Date
BTL-FCCP-1-1709C042	Original Issue.	Oct. 09, 2017

## 1. CERTIFICATION

Equipment : Smart Phone  
Brand Name : HUAWEI  
Model Name : BLA-L29  
Applicant : Huawei Technologies Co.,Ltd.  
Manufacturer : Huawei Technologies Co.,Ltd.  
Address : Administration Building, Huawei Base, Bantian, Longgang District ,  
Shenzhen 518129, P.R.China  
Factory : Huawei Technologies Co.,Ltd.  
Address : Administration Building, Huawei Base, Bantian, Longgang District ,  
Shenzhen 518129, P.R.China  
Date of Test : Sep. 07, 2017 ~ Oct. 09, 2017  
Test Sample : Engineering Sample  
Standard(s) : FCC Part15, Subpart E(15.407) / ANSI C63.10-2013

The above equipment has been tested and found compliance with the requirement of the relative standards by BTL Inc.

The test data, data evaluation, and equipment configuration contained in our test report (Ref No. BTL-FCCP-1-1709C042) were obtained utilizing the test procedures, test instruments, test sites that has been accredited by the Authority of NVLAP according to the ISO-17025 quality assessment standard and technical standard(s).

## 2. SUMMARY OF TEST RESULTS

Test procedures according to the technical standard(s):

FCC Part15, Subpart E(15.407)			
Standard(s) Section	Test Item	Judgment	Remark
15.207	AC Power Line Conducted Emissions	PASS	
15.407(b)	Radiated Emissions	PASS	

**NOTE:**

(1) "N/A" denotes test is not applicable in this test report.

## 2.1 TEST FACILITY

The test facilities used to collect the test data in this report is at the location of No.3,Jinshagang 1st Road, Shixia, Dalang Town, Dongguan, Guangdong, China.

BTL's test firm number for FCC: 854385

BTL's designation number for FCC: CN5020

## 2.2 MEASUREMENT UNCERTAINTY

Where relevant, the following measurement uncertainty levels have been estimated for tests performed on the EUT as specified in CISPR 16-4-2. The BTL measurement uncertainty is less than the CISPR 16-4-2  $U_{\text{CISPR}}$  requirement.

The reported uncertainty of measurement  $y \pm U$ , where expanded uncertainty  $U$  is based on a standard uncertainty multiplied by a coverage factor of  $k=2$ , providing a level of confidence of approximately 95 %.

### A. Conducted Measurement:

Test Site	Method	Measurement Frequency Range	U, (dB)
DG-C02	CISPR	150 KHz ~ 30MHz	1.94

### B. Radiated Measurement:

Test Site	Method	Measurement Frequency Range	Ant. H / V	U, (dB)
DG-CB03	CISPR	9kHz~30MHz	V	3.79
		9kHz~30MHz	H	3.57
		30MHz ~ 200MHz	V	3.82
		30MHz ~ 200MHz	H	3.60
		200MHz ~ 1,000MHz	V	3.86
		200MHz ~ 1,000MHz	H	3.94
		1GHz~18GHz	V	3.12
		1GHz~18GHz	H	3.68
		18GHz~40GHz	V	4.15
		18GHz~40GHz	H	4.14

Note: Unless specifically mentioned, the uncertainty of measurement has not been taken into account to declare the compliance or non-compliance to the specification.

### 3. GENERAL INFORMATION

#### 3.1 GENERAL DESCRIPTION OF EUT

Equipment	Smart Phone	
Brand Name	HUAWEI	
Model Name	BLA-L29	
Mode Different	N/A	
Product Description	Operation Frequency	UNII-1: 5150-5250MHz UNII-2A: 5250-5350MHz UNII-2C: 5470-5725MHz UNII-3: 5725-5850MHz
	Modulation Type	OFDM
	Bit Rate of Transmitter	433.3 Mbps
Power Source	#1 Supplied from AC/DC adapter. #2 Battery Supplied.	
Power Rating	#1 Input: 100V-240V~50/60Hz, 0.75A Output: 5V --- 2A OR 4.5V --- 5A OR 5V --- 4.5A #2 --- 3.82V 3900mA	



Note:

- For a more detailed features description, please refer to the manufacturer's specifications or the user's manual.
- Channel List:

UNII-1		UNII-1		UNII-1	
Channel	Frequency (MHz)	Channel	Frequency (MHz)	Channel	Frequency (MHz)
36	5180	38	5190	42	5210
40	5200	46	5230		
44	5220				
48	5240				

UNII-2A		UNII-2A		UNII-2A	
Channel	Frequency (MHz)	Channel	Frequency (MHz)	Channel	Frequency (MHz)
52	5260	54	5270	58	5290
56	5280	62	5310		
60	5300				
64	5320				

UNII-2C		UNII-2C		UNII-2C	
Channel	Frequency (MHz)	Channel	Frequency (MHz)	Channel	Frequency (MHz)
100	5500	102	5510	106	5530
104	5520	110	5550	122	5610
108	5540	118	5590		
112	5560	126	5630		
116	5580	134	5670		
132	5660				
136	5680				
140	5700				

UNII-3		UNII-3		UNII-3	
Channel	Frequency (MHz)	Channel	Frequency (MHz)	Channel	Frequency (MHz)
149	5745	151	5755	155	5775
153	5765	159	5795		
157	5785				
161	5805				
165	5825				

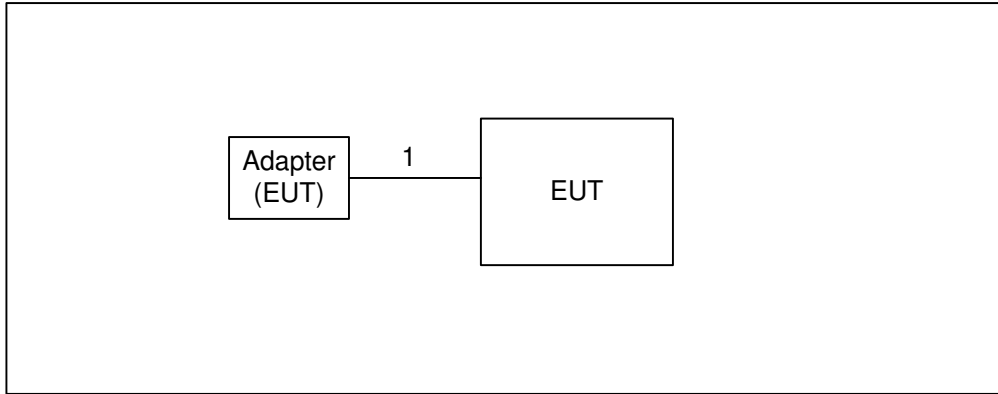
3. Antenna Specification:

Ant.	Manufacturer	Model Name	Antenna Type	Connector	Gain (dBi)	Note
1	N/A	N/A	Internal	N/A	2.68	N/A
2	N/A	N/A	Internal	N/A	-2.48	N/A

4. The EUT contains following accessory devices.

Item	Mfr/Brand	Model.
Battery	Sunwoda Electronic Co., LTD	HB436486ECW
	SCUD (FUJIAN) Electronics Co., Ltd	HB436486ECW
	Desay Battery Co., Ltd.	HB436486ECW
USB Cable	LUXSHARE-ICT Co., Ltd.	L99UC018-CS-H
	Chang Shu Honglin Technology Co.,Ltd.	130-27309
		130-27363
Earphone	JIANGXI LIANCHUANG HONGSHENG ELECTRONIC CO., LTD	MEMD1632B729000
		MEND1632B729001
	BOLUO COUNTY QUANCHENG ELECTRONIC CO., LTD	1311-3301-6001-TC-296
		1311-3301-6001-TC-305
	Goer Tek Inc	WINDY-C
MERRY ELECTRONICS (SHENZHEN) CO., LTD.	L99EP003-CS-H	
Adapter	DONGGUAN PHITEK ELECTRONICS CO.,LTD.	HW-050450E00 (EU) HW-050450U00 (US) HW-050450B00 (UK)
	SHENZHEN HUNTKEY ELECTRONIC CO.,LTD.	
	Salcomp (Shenzhen)Co.,Ltd	
	HUAWEI Technologies Co., Ltd.	
	DONGGUAN PHITEK ELECTRONICS CO.,LTD.	HW-050450A00 (AU)
	SHENZHEN HUNTKEY ELECTRONIC CO.,LTD.	
	Salcomp (Shenzhen)Co.,Ltd	

**3.4 BLOCK DIAGRAM SHOWING THE CONFIGURATION OF SYSTEM TESTED**



**3.5 DESCRIPTION OF SUPPORT UNITS**

The EUT has been tested as an independent unit together with other necessary accessories or support units. The following support units or accessories were used to form a representative test configuration during the tests.

Item	Equipment	Mfr/Brand	Model/Type No.	FCC ID	Series No.
-	-	-	-	-	-

Item	Shielded Type	Ferrite Core	Length	Note
1	NO	NO	1.5m	USB cable

## 4. EMC EMISSION TEST

### 4.1 CONDUCTED EMISSION MEASUREMENT

#### 4.1.1 POWER LINE CONDUCTED EMISSION (Frequency Range 150kHz-30MHz)

FREQUENCY (MHz)	Class A (dBuV)		Class B (dBuV)	
	Quasi-peak	Average	Quasi-peak	Average
0.15 -0.5	79.00	66.00	66 - 56 *	56 - 46 *
0.50 -5.0	73.00	60.00	56.00	46.00
5.0 -30.0	73.00	60.00	60.00	50.00

Note:

- (1) The tighter limit applies at the band edges.
- (2) The limit of " \* " marked band means the limitation decreases linearly with the logarithm of the frequency in the range.

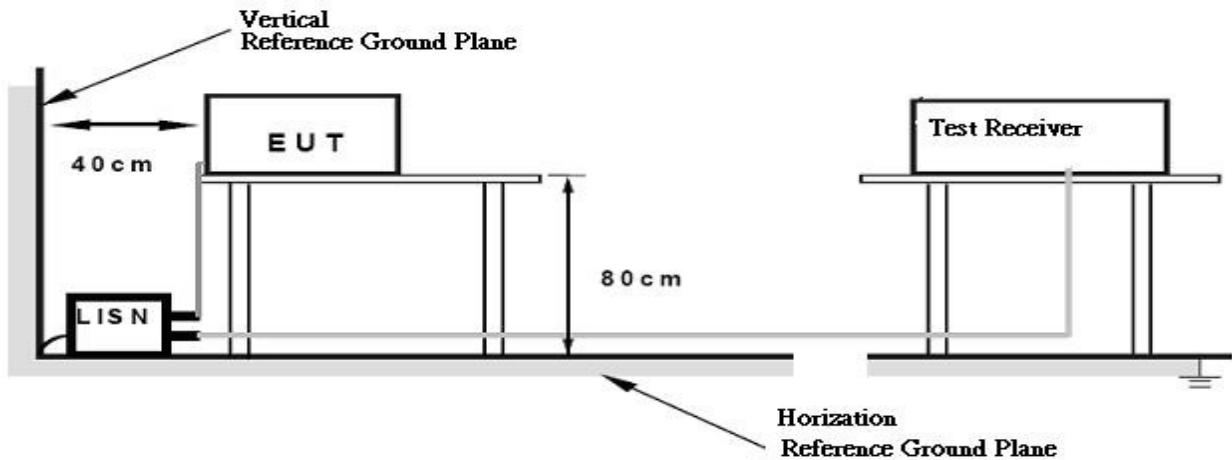
#### 4.1.2 TEST PROCEDURE

- a. The EUT was placed 0.8 meters from the horizontal ground plane with EUT being connected to the power mains through a line impedance stabilization network (LISN). All other support equipments powered from additional LISN(s). The LISN provide 50 Ohm/ 50uH of coupling impedance for the measuring instrument.
- b. Interconnecting cables that hang closer than 40 cm to the ground plane shall be folded back and forth in the center forming a bundle 30 to 40 cm long.
- c. I/O cables that are not connected to a peripheral shall be bundled in the center. The end of the cable may be terminated, if required, using the correct terminating impedance. The overall length shall not exceed 1 m.
- d. LISN at least 80 cm from nearest part of EUT chassis.
- e. For the actual test configuration, please refer to the related Item –EUT Test Photos.

#### 4.1.3 DEVIATION FROM TEST STANDARD

No deviation

#### 4.1.4 TEST SETUP



#### 4.1.5 EUT OPERATING CONDITIONS

The EUT was configured for testing in a typical fashion (as a customer would normally use it). The EUT has been programmed to continuously transmit during test. This operating condition was tested and used to collect the included data.

The EUT was programmed to be in continuously transmitting/TX Mode mode.

#### 4.1.6 EUT TEST CONDITIONS

Temperature: 25°C    Relative Humidity: 53%    Test Voltage: AC 120V/60Hz

#### 4.1.7 TEST RESULTS

Please refer to the Appendix A.

Remark:

- (1) All readings are QP Mode value unless otherwise stated AVG in column of『Note』. If the QP Mode Measured value compliance with the QP Limits and lower than AVG Limits, the EUT shall be deemed to meet both QP & AVG Limits and then only QP Mode was measured, but AVG Mode didn't perform. In this case, a “ \* ” marked in AVG Mode column of Interference Voltage Measured.
- (2) Measuring frequency range from 150kHz to 30MHz.

## 4.2 RADIATED EMISSION MEASUREMENT

### 4.2.1 RADIATED EMISSION LIMITS

In case the emission fall within the restricted band specified on 15.205(a), then the 15.209(a) limit in the table below has to be followed.

Frequencies (MHz)	Field Strength (microrvolts/meter)	Measurement Distance (meters)
0.009~0.490	2400/F(kHz)	300
0.490~1.705	24000/F(kHz)	30
1.705~30.0	30	30
30~88	100	3
88~216	150	3
216~960	200	3
Above 960	500	3

Frequencies (MHz)	EIRP Limit (dBm)	Band edge at 3m (dBμV/m)	Harmonic at 1.5m (dBμV/m)
5150-5250	-27	68.3	74.3 (Note 3)
5250-5350	-27	68.3	74.3 (Note 3)
5470-5725	-27	68.3	74.3 (Note 3)
5725-5850	-27(Note 2)	68.3	74.3 (Note 3)
	10(Note 2)	105.3	111.3(Note 3)
	15.6(Note 2)	110.9	116.9(Note 3)
	27(Note 2)	122.3	128.3(Note 3)

Note:

- The following formula is used to convert the equipment isotropic radiated power (eirp) to field strength:  $E = \frac{1000000\sqrt{30P}}{3} \mu\text{V/m}$ , where P is the eirp (Watts)
- According to FCC 16-24, All emissions shall be limited to a level of -27 dBm/MHz at 75 MHz or more above or below the band edge increasing linearly to 10 dBm/MHz at 25 MHz above or below the band edge, and from 25MHz above or below the band edge increasing linearly to a level of 15.6 dBm/MHz at 5 MHz above or below the band edge, and from 5 MHz above or below the band edge increasing linearly to a level of 27dBm/MHz at the band edge.

$$FS_{\text{limit}} = FS_{\text{max}} - 20 \log \left( \frac{d_{\text{limit}}}{d_{\text{measure}}} \right)$$

3.  $20 \log d_{\text{limit}}/d_{\text{measure}} = 20 \log 3/1.5 = 6\text{dB}$ .

**4.2.2 TEST PROCEDURE**

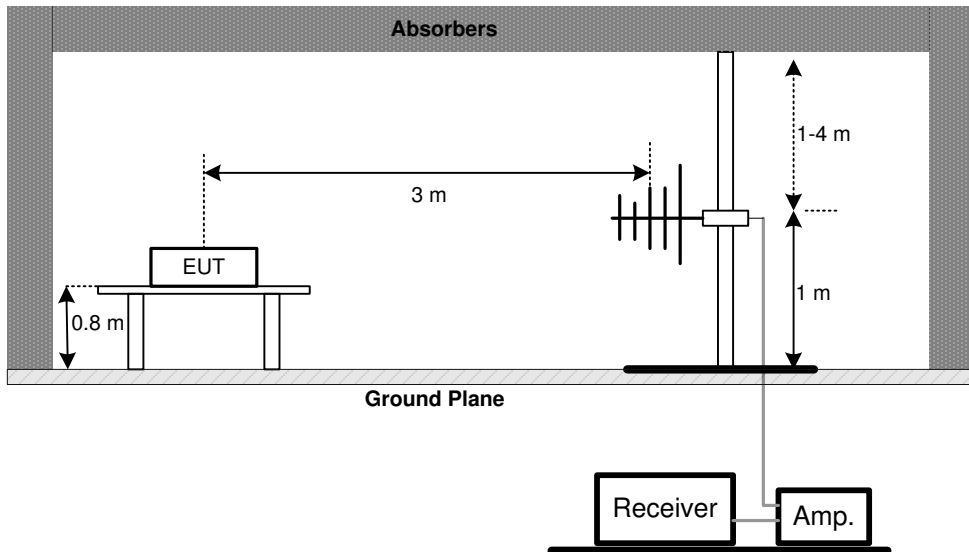
- a. The measuring distance of 3 m shall be used for measurements. The EUT was placed on the top of a rotating table 0.8 meter above the ground at a 3 meter semi-anechoic chamber. The table was rotated 360 degrees to determine the position of the highest radiation.(below 1GHz)
- b. The measuring distance of 3 m or 1.5m shall be used for measurements. The EUT was placed on the top of a rotating table 1.5 meter above the ground at a 3 meter semi-anechoic chamber. The table was rotated 360 degrees to determine the position of the highest radiation.(above 1GHz)
- c. The height of the equipment or of the substitution antenna shall be 0.8m or 1.5m; the height of the test antenna shall vary between 1 m to 4 m. Both horizontal and vertical polarizations of the antenna are set to make the measurement.
- d. For each suspected emission, the EUT was arranged to its worst case and then the antenna was tuned to heights find the maximum reading (used Bore sight function).
- e. The receiver system was set to peak and average detect function and specified bandwidth with maximum hold mode when the test frequency is above 1GHz.
- f. The initial step in collecting radiated emission data is a receiver peak detector mode pre-scanning the measurement frequency range. Significant peaks are then marked and then Quasi Peak detector mode re-measured.
- g. All readings are Peak unless otherwise stated QP in column of Note. Peak denotes that the Peak reading compliance with the QP Limits and then QP Mode measurement didn't perform. (below 1GHz)
- h. All readings are Peak Mode value unless otherwise stated AVG in column of Note. If the Peak Mode Measured value compliance with the Peak Limits and lower than AVG Limits, the EUT shall be deemed to meet both Peak & AVG Limits and then only Peak Mode was measured, but AVG Mode didn't perform. (above 1GHz)
- i. For the actual test configuration, please refer to the related Item –EUT Test Photos.

**4.2.3 DEVIATION FROM TEST STANDARD**

No deviation

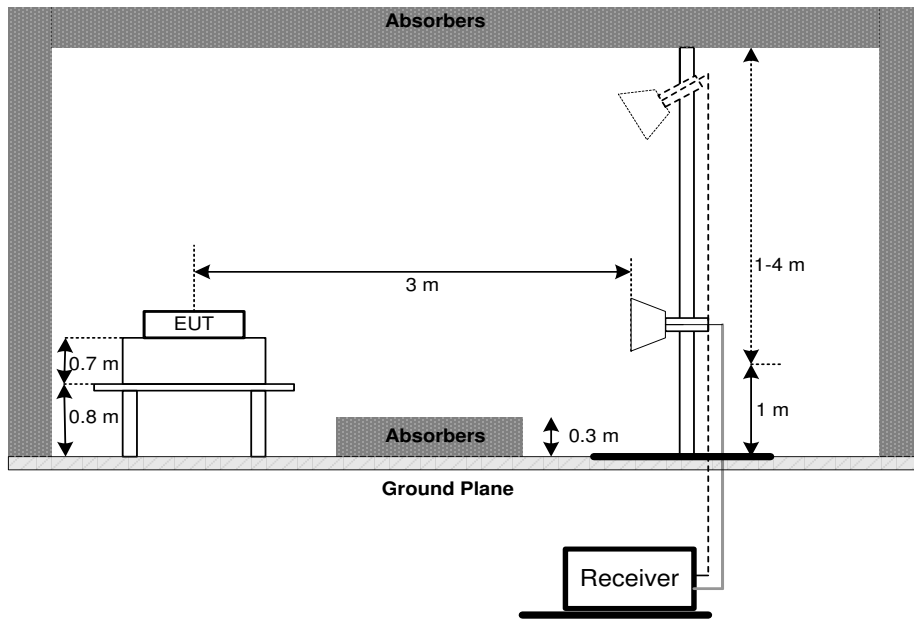
**4.2.4 TEST SETUP**

(A)Radiated Emission Test Set-Up Frequency Below 1GHz

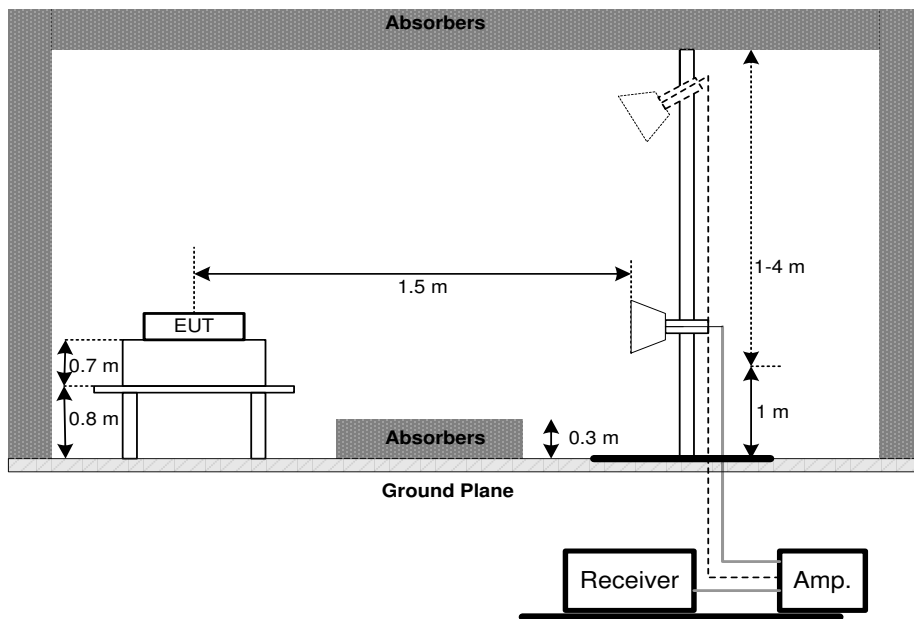


(B) Radiated Emission Test Set-Up Frequency Above 1 GHz

**Band edge**

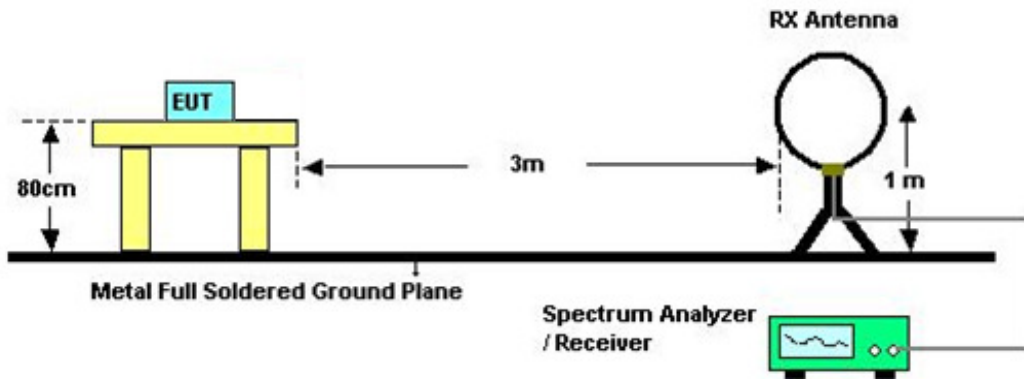


**Harmonic**





(C) Radiated emissions below 30MHz



**4.2.5 EUT OPERATING CONDITIONS**

The EUT tested system was configured as the statements of 4.1.5 unless otherwise a special operating condition is specified in the follows during the testing.

**4.2.6 EUT TEST CONDITIONS**

Temperature: 25°C    Relative Humidity: 60%    Test Voltage: AC 120V/60Hz

#### **4.2.7 TEST RESULTS (9K TO 30MHz)**

Please refer to the Appendix B

Remark:

- (1) The amplitude of spurious emissions which are attenuated by more than 20 dB below the permissible value has no need to be reported.
- (2) Distance extrapolation factor =  $40 \log$  (specific distance / test distance) (dB);
- (3) Limit line = specific limits (dBuV) + distance extrapolation factor.

#### **4.2.8 TEST RESULTS (BETWEEN 30 TO 1000 MHz)**

Please refer to the Appendix C.

#### **4.2.9 TEST RESULTS (ABOVE 1000 MHz)**

Please refer to the Appendix D.

Remark:

- (1) No limit: This is fundamental signal, the judgment is not applicable.  
For fundamental signal judgment was referred to Peak output test.

## 5. MEASUREMENT INSTRUMENTS LIST

Conducted Emission Measurement					
Item	Kind of Equipment	Manufacturer	Type No.	Serial No.	Calibrated until
1	50Ω Terminator	SHX	TF2-3G-A	8122901	Mar. 26, 2018
2	TWO-LINE V-NETWORK	R&S	ENV216	100526	Mar. 26, 2018
3	EMI Test Receiver	R&S	ESR3	101862	Sep. 03, 2018
4	Artificial-Mains Network	SCHWARZBECK	NSLK 8127	8127685	Sep. 03, 2018
5	Cable	N/A	RG400 12m	N/A	Mar. 09, 2018
6	Measurement Software	Farad	EZ-EMC Ver.NB-03A1 -01	N/A	N/A

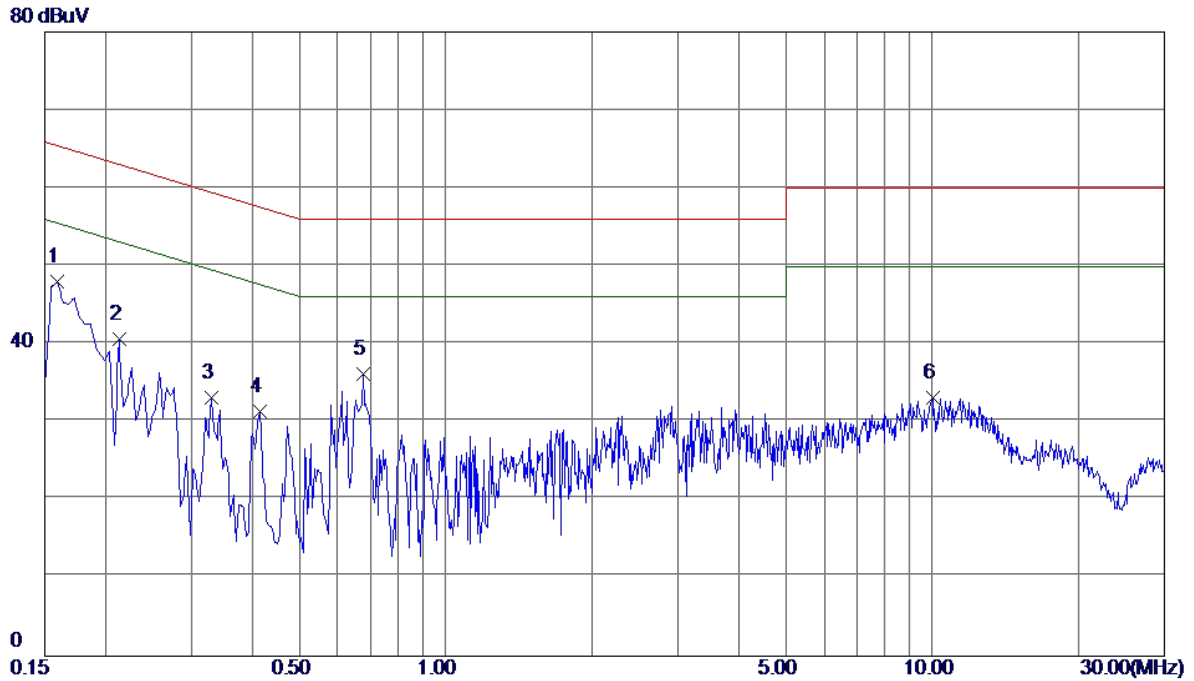
Radiated Emission Measurement					
Item	Kind of Equipment	Manufacturer	Type No.	Serial No.	Calibrated until
1	Antenna	Schwarbeck	VULB9160	9160-3232	Mar. 26, 2018
2	Amplifier	HP	8447D	2944A09673	Oct. 20, 2017
3	Receiver	Agilent	N9038A	MY5213003 9	Sep. 03, 2018
4	Cable	emci	LMR-400(30MHz-1GHz)(8m+5m)	N/A	Jun. 26, 2018
5	Controller	CT	SC100	N/A	N/A
6	Controller	MF	MF-7802	MF78020841 6	N/A
7	Measurement Software	Farad	EZ-EMC Ver.NB-03A1-01	N/A	N/A
8	Amplifier	Agilent	8449B	3008A02274	Mar. 09, 2018
9	Receiver	Agilent	N9038A	MY5213003 9	Sep. 03, 2018
10	Antenna	EM	EM-6876-1	230	Jul. 07, 2018
11	Controller	CT	SC100	N/A	N/A
12	Controller	MF	MF-7802	MF78020841 6	N/A
13	Cable	emci	EMC104-SM-S M-12000(12m)	N/A	Jul. 05, 2018
14	Broad-Band Horn Antenna	Schwarzbeck	BBHA 9170	9170319	Apr. 24, 2018
15	Spectrum Analyzer	R&S	FSP40	100185	Sep. 03, 2018
16	Microwave Preamplifier With Adaptor	EMC INSTRUMENT	EMC2654045	980039 & HA01	Mar. 26, 2018
17	Measurement Software	Farad	EZ-EMC Ver.NB-03A1-01	N/A	N/A

Remark: "N/A" denotes no model name, serial no. or calibration specified.  
All calibration period of equipment list is one year.

## APPENDIX A - CONDUCTED EMISSION

Test Mode: TX MODE(Adapter: HUAWEI)

**Line**

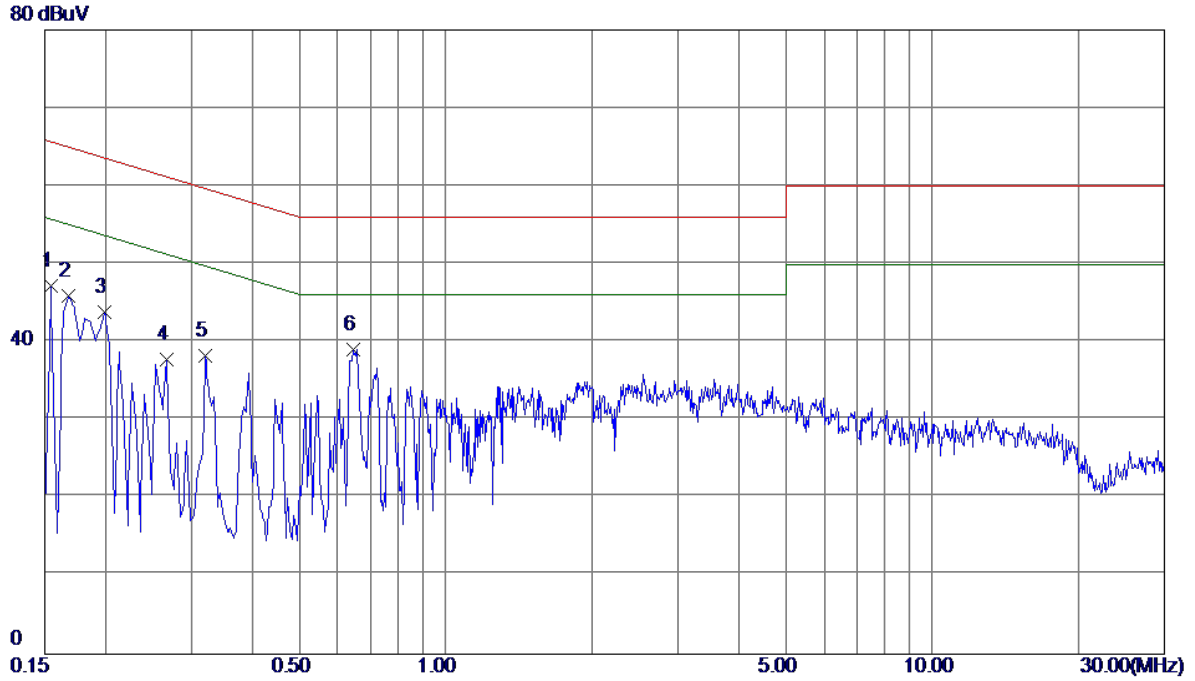


No.	Freq. MHz	Reading Level dBuV	Correct Factor dB	Measure ment dBuV	Limit dBuV	Margin dB	Detector	Comment
1 *	0.1590	38.15	9.79	47.94	65.52	-17.58	Peak	
2	0.2130	30.82	9.76	40.58	63.09	-22.51	Peak	
3	0.3300	23.38	9.78	33.16	59.45	-26.29	Peak	
4	0.4155	21.64	9.79	31.43	57.54	-26.11	Peak	
5	0.6765	26.38	9.82	36.20	56.00	-19.80	Peak	
6	10.0185	22.73	10.32	33.05	60.00	-26.95	Peak	

Note : The test result has included the cable loss.

Test Mode: TX MODE(Adapter: HUAWEI)

**Neutral**

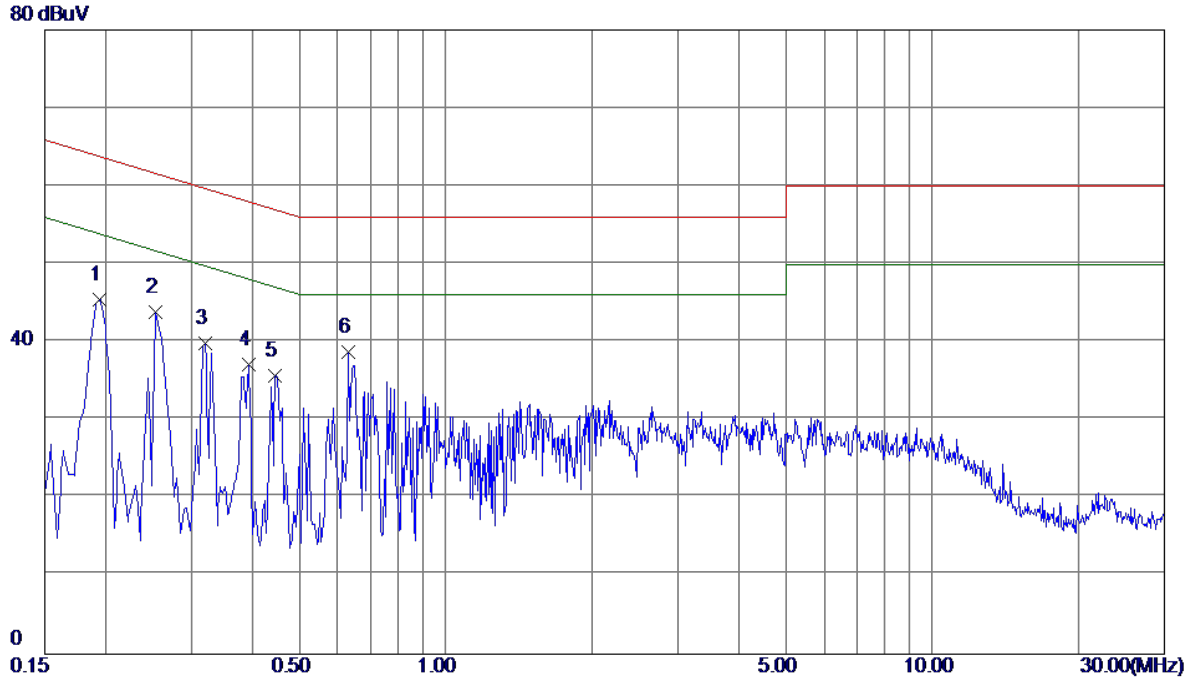


No.	Freq. MHz	Reading Level dBuV	Correct Factor dB	Measure ment dBuV	Limit dBuV	Margin dB	Detector	Comment
1	0.1545	37.55	9.68	47.23	65.75	-18.52	Peak	
2	0.1680	36.30	9.68	45.98	65.06	-19.08	Peak	
3	0.1995	34.15	9.69	43.84	63.63	-19.79	Peak	
4	0.2670	28.02	9.67	37.69	61.21	-23.52	Peak	
5	0.3209	28.48	9.69	38.17	59.68	-21.51	Peak	
6 *	0.6450	29.40	9.71	39.11	56.00	-16.89	Peak	

Note : The test result has included the cable loss.

Test Mode: TX MODE (Adapter: HUNTKEY)

**Line**



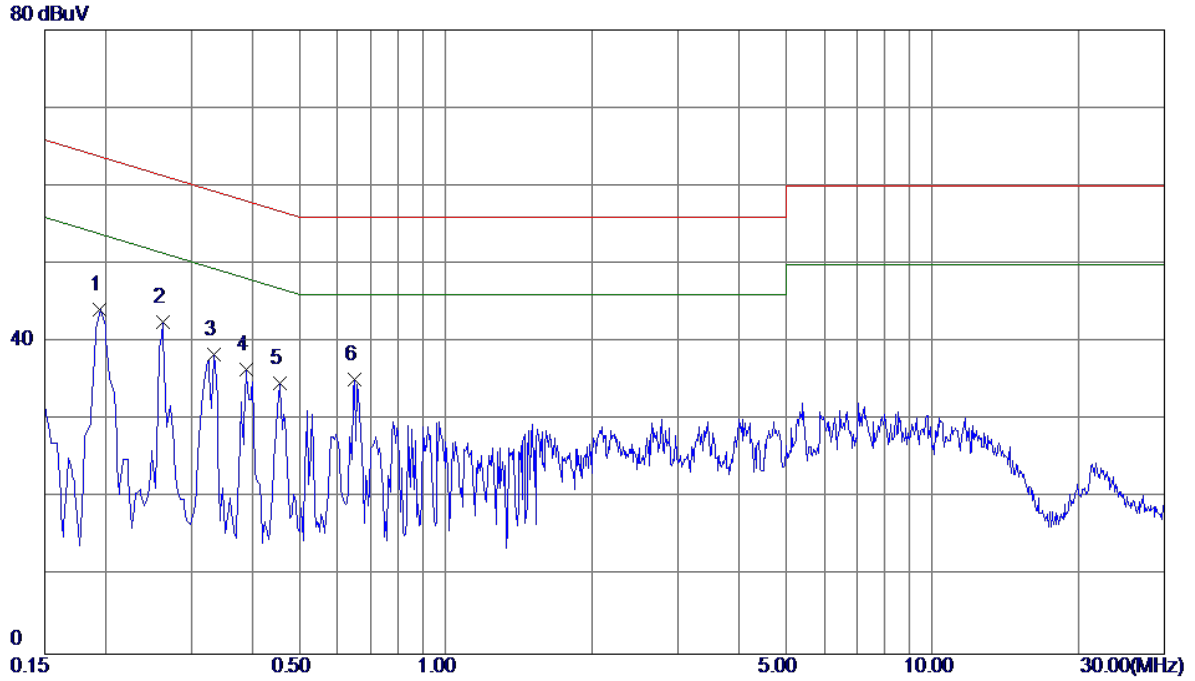
No.	Freq. MHz	Reading Level dBuV	Correct Factor dB	Measure ment dBuV	Limit dBuV	Margin dB	Detector	Comment
1	0.1949	35.67	9.76	45.43	63.83	-18.40	Peak	
2	0.2535	34.14	9.76	43.90	61.64	-17.74	Peak	
3	0.3209	30.03	9.77	39.80	59.68	-19.88	Peak	
4	0.3930	27.26	9.79	37.05	58.00	-20.95	Peak	
5	0.4470	25.82	9.80	35.62	56.93	-21.31	Peak	
6 *	0.6315	28.92	9.81	38.73	56.00	-17.27	Peak	

Note : The test result has included the cable loss.



Test Mode: TX MODE(Adapter: HUNTKEY)

**Neutral**

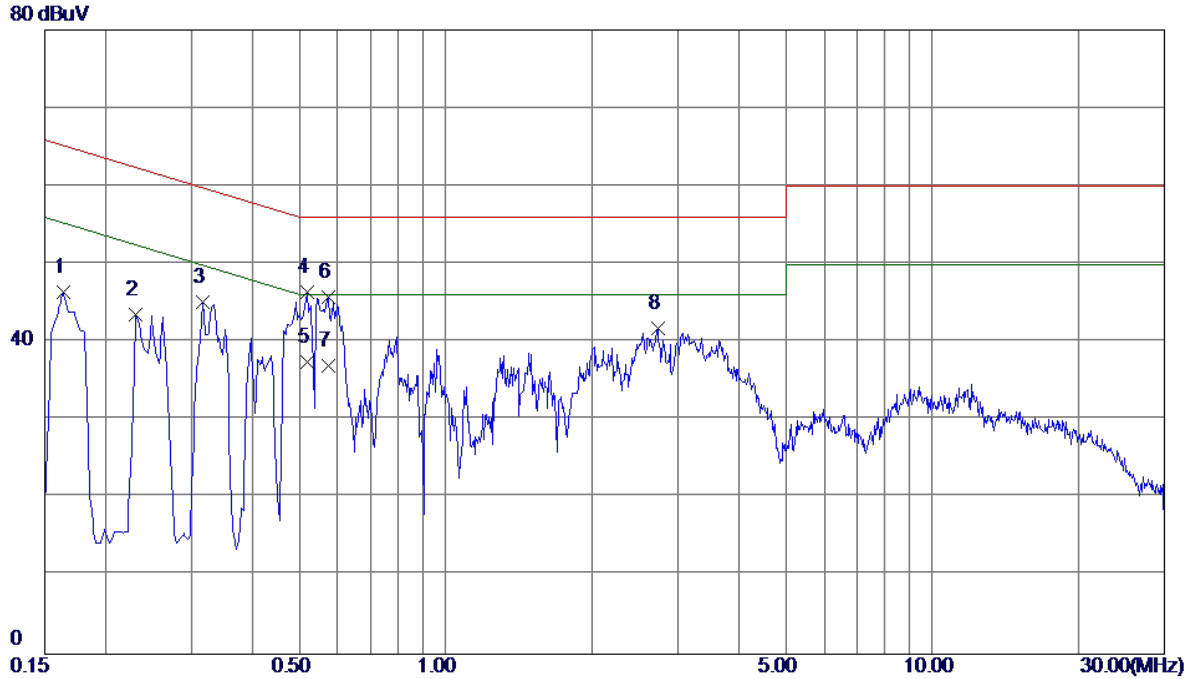


No.	Freq. MHz	Reading Level dBuV	Correct Factor dB	Measure ment dBuV	Limit dBuV	Margin dB	Detector	Comment
1	0.1949	34.48	9.69	44.17	63.83	-19.66	Peak	
2 *	0.2625	32.90	9.67	42.57	61.35	-18.78	Peak	
3	0.3345	28.68	9.69	38.37	59.34	-20.97	Peak	
4	0.3885	26.78	9.69	36.47	58.10	-21.63	Peak	
5	0.4560	25.04	9.69	34.73	56.77	-22.04	Peak	
6	0.6495	25.50	9.71	35.21	56.00	-20.79	Peak	

Note : The test result has included the cable loss.

Test Mode: TX MODE (Adapter: Salcomp)

**Line**

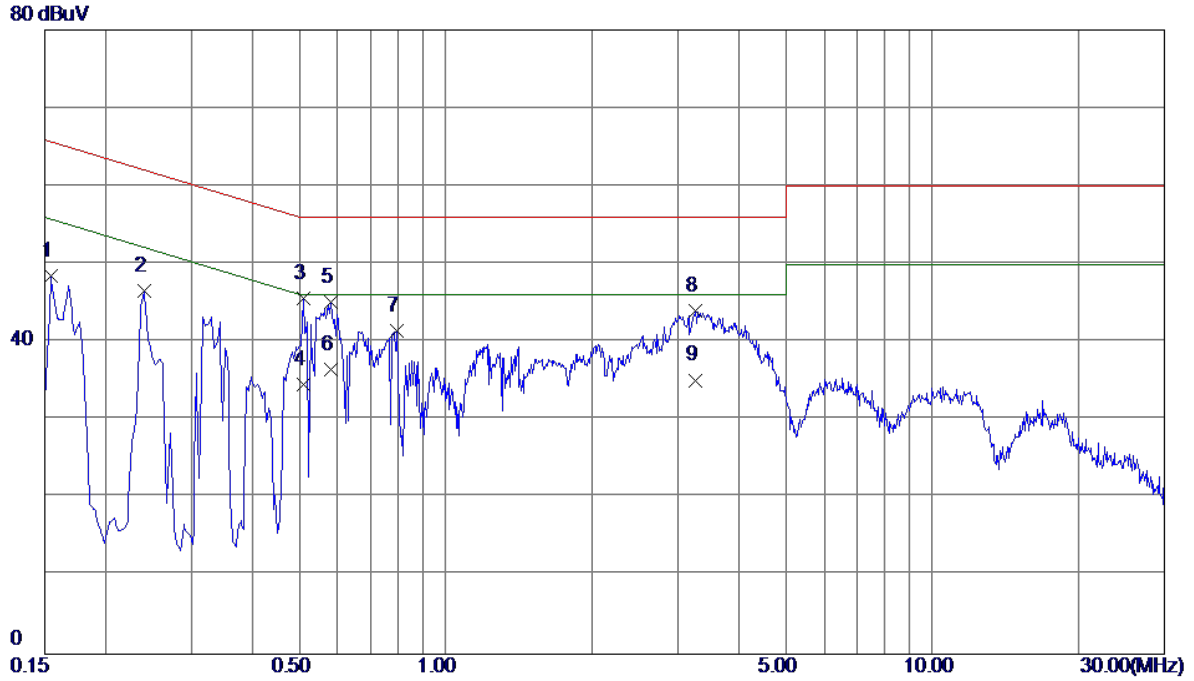


No.	Freq. MHz	Reading Level dBuV	Correct Factor dB	Measure ment dBuV	Limit dBuV	Margin dB	Detector	Comment
1	0.1635	36.65	9.78	46.43	65.28	-18.85	Peak	
2	0.2310	33.71	9.76	43.47	62.41	-18.94	Peak	
3	0.3165	35.40	9.77	45.17	59.80	-14.63	Peak	
4	0.5190	36.56	9.80	46.36	56.00	-9.64	Peak	
5 *	0.5190	27.60	9.80	37.40	46.00	-8.60	AVG	
6	0.5730	35.96	9.81	45.77	56.00	-10.23	Peak	
7	0.5730	27.10	9.81	36.91	46.00	-9.09	AVG	
8	2.7330	31.84	9.98	41.82	56.00	-14.18	Peak	

Note : The test result has included the cable loss.

Test Mode: TX MODE (Adapter: Salcomp)

### Neutral

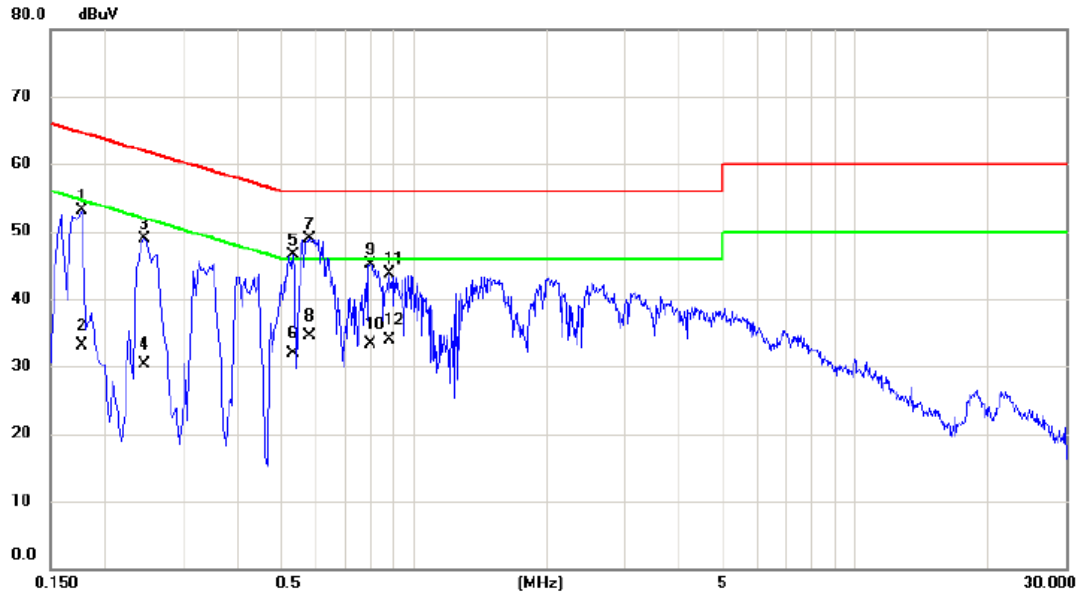


No.	Freq. MHz	Reading Level dBuV	Correct Factor dB	Measure ment dBuV	Limit dBuV	Margin dB	Detector	Comment
1	0.1545	38.77	9.68	48.45	65.75	-17.30	Peak	
2	0.2400	36.95	9.68	46.63	62.10	-15.47	Peak	
3	0.5100	35.88	9.70	45.58	56.00	-10.42	Peak	
4	0.5100	24.90	9.70	34.60	46.00	-11.40	AVG	
5	0.5820	35.43	9.71	45.14	56.00	-10.86	Peak	
6 *	0.5820	26.80	9.71	36.51	46.00	-9.49	AVG	
7	0.7934	31.68	9.72	41.40	56.00	-14.60	Peak	
8	3.2550	34.11	9.91	44.02	56.00	-11.98	Peak	
9	3.2550	25.21	9.91	35.12	46.00	-10.88	AVG	

Note : The test result has included the cable loss.

Test Mode: TX MODE(Adapter: PHITEK)

Line

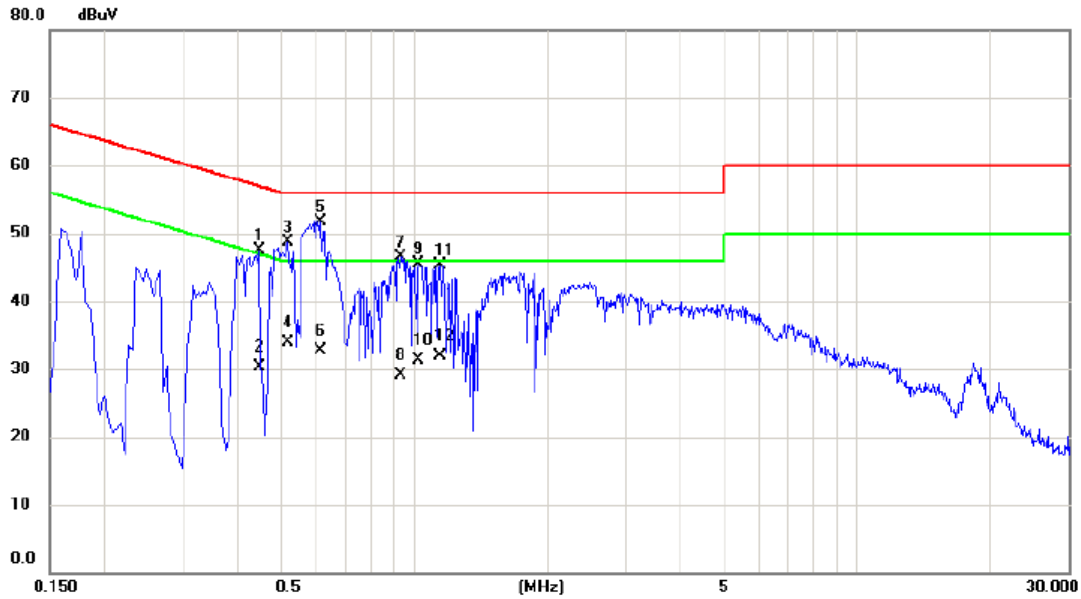


No.	Mk.	Freq. MHz	Reading Level dBuV	Correct Factor dB	Measure- ment dBuV	Limit dBuV	Margin dB	Detector	Comment
1		0.1770	43.33	9.74	53.07	64.63	-11.56	peak	
2		0.1770	23.40	9.74	33.14	54.63	-21.49	AVG	
3		0.2445	39.20	9.72	48.92	61.94	-13.02	peak	
4		0.2445	20.60	9.72	30.32	51.94	-21.62	AVG	
5		0.5325	36.82	9.76	46.58	56.00	-9.42	peak	
6		0.5325	22.10	9.76	31.86	46.00	-14.14	AVG	
7	*	0.5820	39.11	9.76	48.87	56.00	-7.13	peak	
8		0.5820	24.80	9.76	34.56	46.00	-11.44	AVG	
9		0.7980	35.37	9.76	45.13	56.00	-10.87	peak	
10		0.7980	23.60	9.76	33.36	46.00	-12.64	AVG	
11		0.8790	33.83	9.78	43.61	56.00	-12.39	peak	
12		0.8790	24.10	9.78	33.88	46.00	-12.12	AVG	

Note : The test result has included the cable loss.

Test Mode: TX MODE(Adapter: PHITEK)

### Neutral



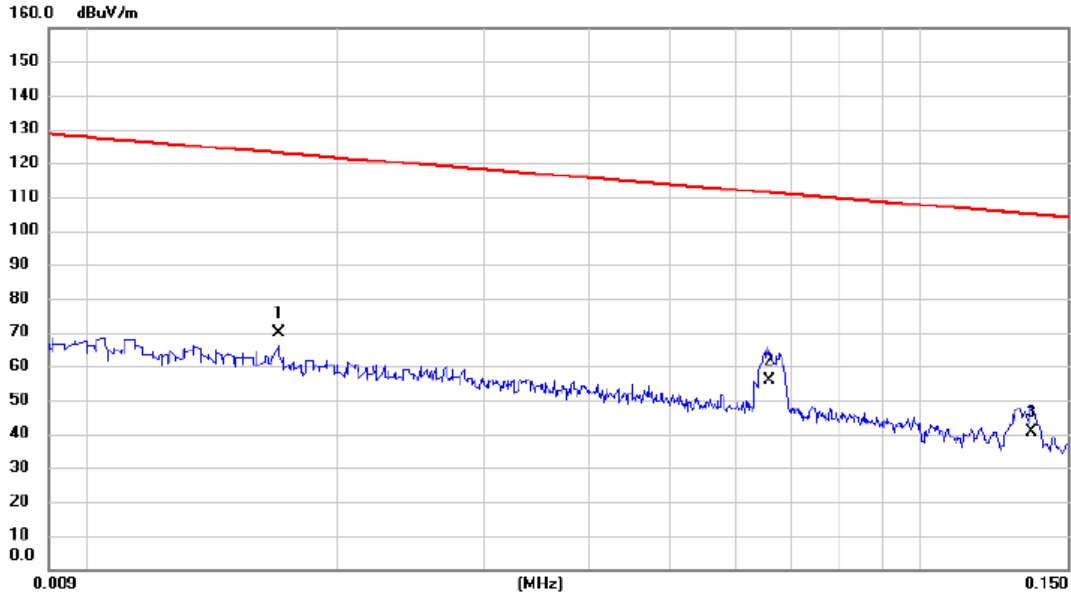
No.	Mk.	Freq. MHz	Reading Level dBuV	Correct Factor dB	Measure- ment dBuV	Limit dBuV	Margin dB	Detector	Comment
1		0.4470	37.88	9.64	47.52	56.93	-9.41	peak	
2		0.4470	20.60	9.64	30.24	46.93	-16.69	AVG	
3		0.5190	39.03	9.66	48.69	56.00	-7.31	peak	
4		0.5190	24.30	9.66	33.96	46.00	-12.04	AVG	
5	*	0.6134	42.03	9.66	51.69	56.00	-4.31	peak	
6		0.6134	23.00	9.66	32.66	46.00	-13.34	AVG	
7		0.9285	36.90	9.68	46.58	56.00	-9.42	peak	
8		0.9285	19.50	9.68	29.18	46.00	-16.82	AVG	
9		1.0230	35.85	9.68	45.53	56.00	-10.47	peak	
10		1.0230	21.60	9.68	31.28	46.00	-14.72	AVG	
11		1.1445	35.63	9.67	45.30	56.00	-10.70	peak	
12		1.1445	22.30	9.67	31.97	46.00	-14.03	AVG	

Note : The test result has included the cable loss.

## APPENDIX B - RADIATED EMISSION (9KHZ TO 30MHZ)

Test Mode: (Adapter: HUAWEI)

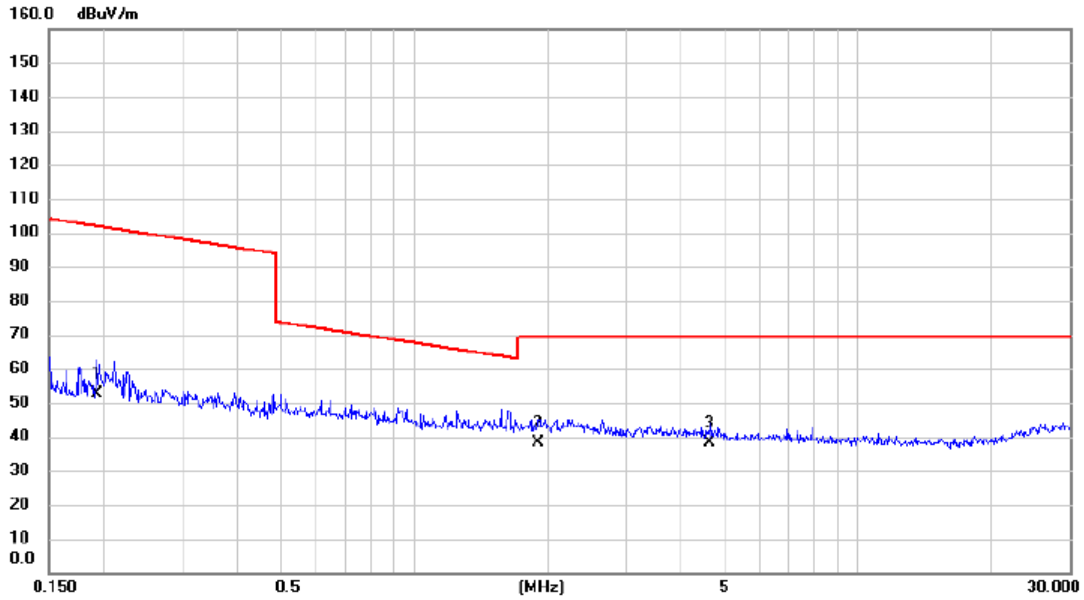
**Ant 0°**



No.	Mk.	Freq.	Reading Level	Correct Factor	Measurement	Limit	Margin	Detector	Comment
		MHz	dBuV	dB	dBuV/m	dBuV/m	dB		
1	*	0.017	49.63	20.01	69.64	123.00	-53.36	AVG	
2		0.066	37.22	18.41	55.63	111.24	-55.61	AVG	
3		0.136	23.66	17.14	40.80	104.96	-64.16	AVG	

Test Mode: (Adapter: HUAWEI)

**Ant 0°**

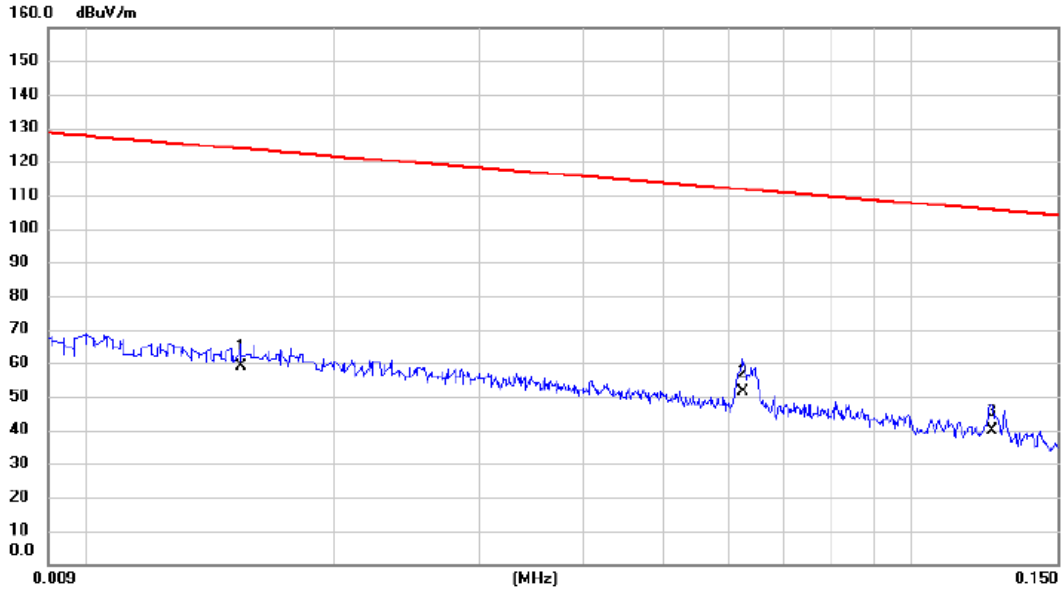


No.	Mk.	Freq.	Reading Level	Correct Factor	Measurement	Limit	Margin	Detector	Comment
		MHz	dBuV	dB	dBuV/m	dBuV/m	dB		
1		0.192	35.77	16.82	52.59	101.92	-49.33	AVG	
2	*	1.908	22.61	15.55	38.16	69.54	-31.38	QP	
3		4.647	23.54	14.57	38.11	69.54	-31.43	QP	



Test Mode: (Adapter: HUAWEI)

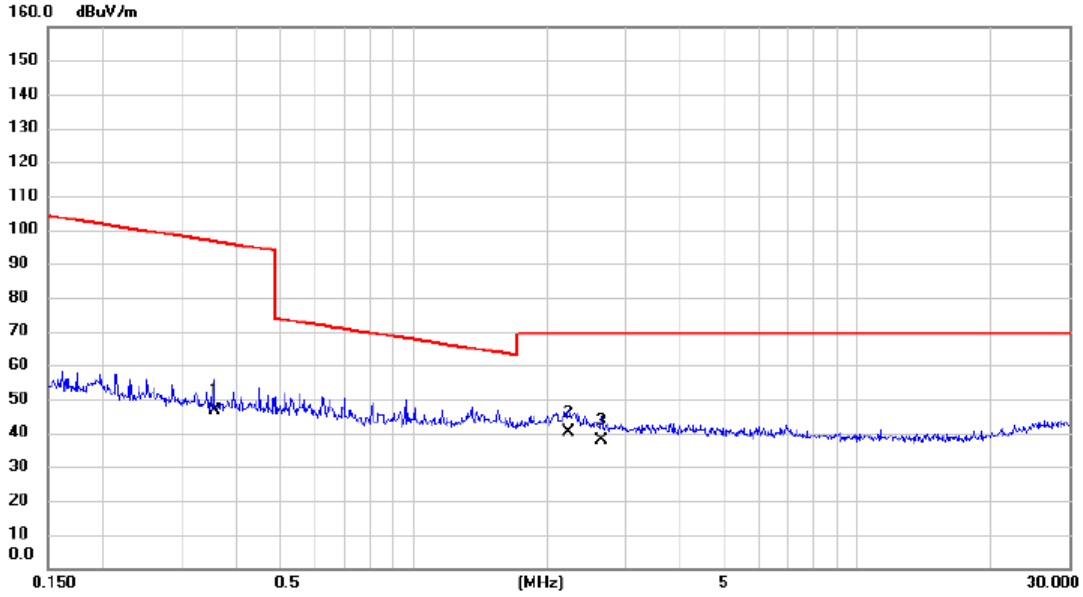
**Ant 90°**



No.	Mk.	Freq. MHz	Reading Level dBuV	Correct Factor dB	Measure- ment dBuV/m	Limit dBuV/m	Margin dB	Detector	Comment
1		0.015	38.76	20.22	58.98	123.85	-64.87	AVG	
2	*	0.062	32.77	18.48	51.25	111.70	-60.45	AVG	
3		0.125	22.64	17.29	39.93	105.67	-65.74	AVG	

Test Mode: (Adapter: HUAWEI)

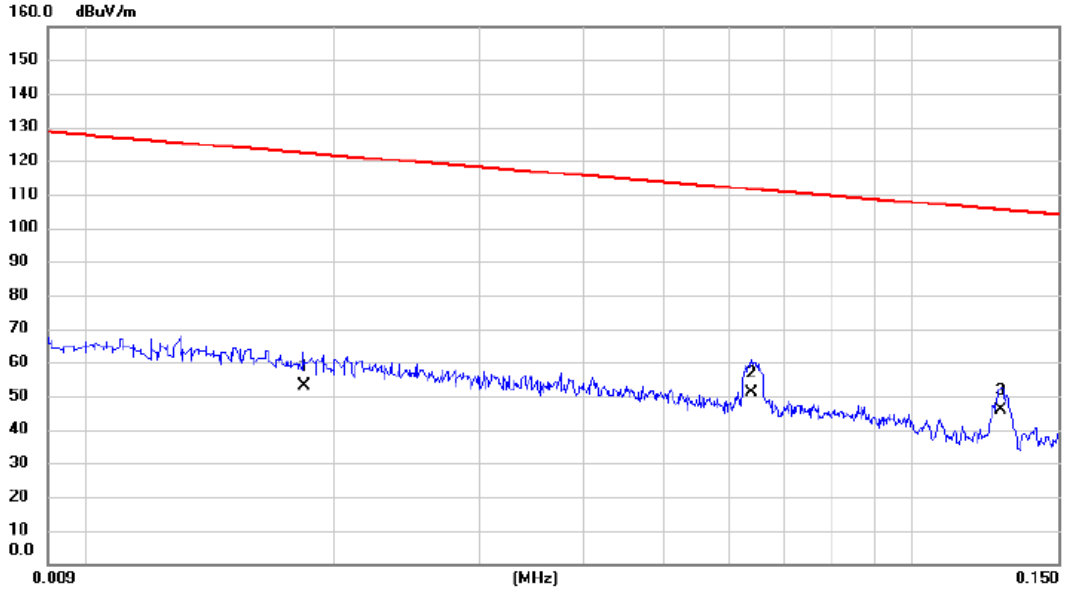
Ant 90°



No.	Mk.	Freq. MHz	Reading Level dBuV	Correct Factor dB	Measure- ment dBuV/m	Limit dBuV/m	Margin dB	Detector	Comment
1		0.356	30.02	16.58	46.60	96.58	-49.98	AVG	
2	*	2.237	24.76	15.44	40.20	69.54	-29.34	QP	
3		2.650	22.39	15.33	37.72	69.54	-31.82	QP	

Test Mode: (Adapter: HUNTKEY)

**Ant 0°**



No.	Mk.	Freq.	Reading Level	Correct Factor	Measurement	Limit	Margin	Detector	Comment
		MHz	dBuV	dB	dBuV/m	dBuV/m	dB		
1		0.018	32.99	19.83	52.82	122.31	-69.49	AVG	
2		0.064	32.64	18.45	51.09	111.48	-60.39	AVG	
3	*	0.128	28.49	17.25	45.74	105.46	-59.72	AVG	

Test Mode: (Adapter: HUNTKEY)

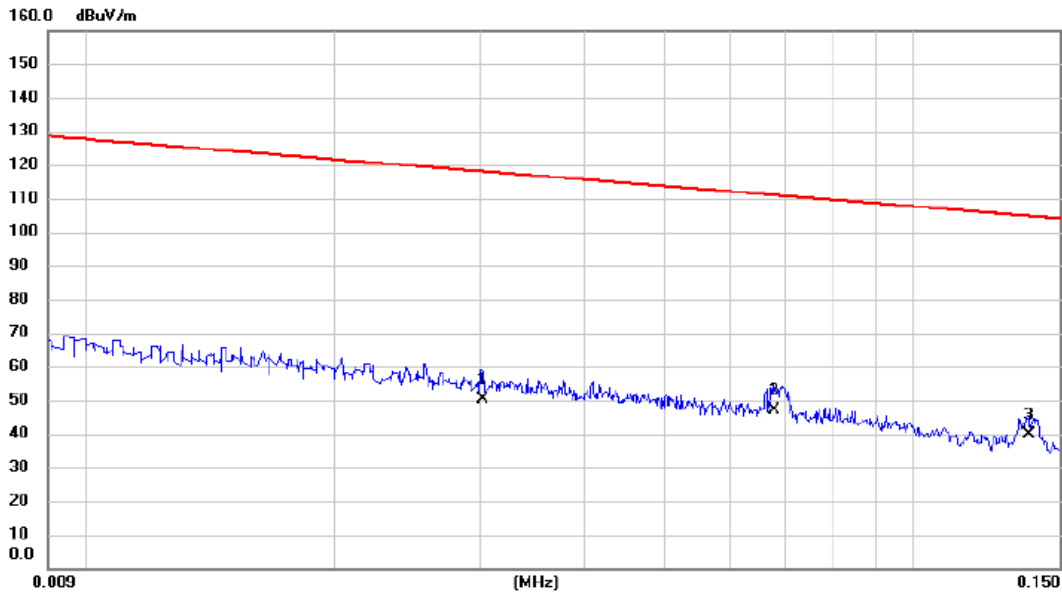
**Ant 0°**



No.	Mk.	Freq. MHz	Reading Level dBuV	Correct Factor dB	Measure- ment dBuV/m	Limit dBuV/m	Margin dB	Detector	Comment
1		0.267	33.71	16.65	50.36	99.07	-48.71	AVG	
2		2.190	24.59	15.45	40.04	69.54	-29.50	QP	
3	*	4.180	28.46	14.84	43.30	69.54	-26.24	QP	

Test Mode: (Adapter: HUNTKEY)

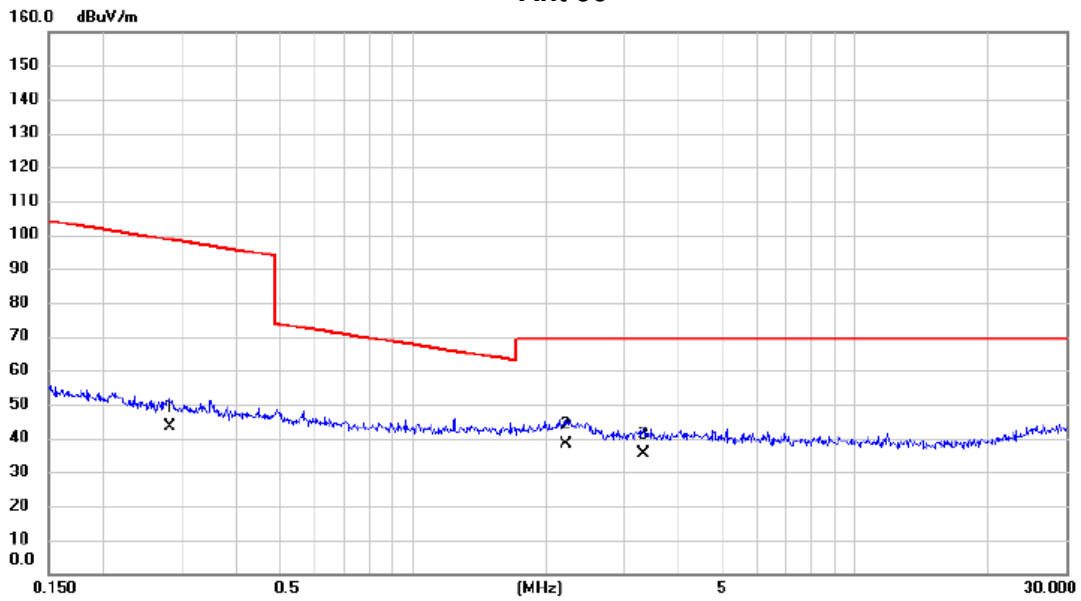
**Ant 90°**



No. Mk.	Freq. MHz	Reading Level dBuV	Correct Factor dB	Measurement dBuV/m	Limit dBuV/m	Margin dB	Detector	Comment
1	0.030	30.84	19.31	50.15	118.00	-67.85	AVG	
2 *	0.068	28.49	18.37	46.86	110.98	-64.12	AVG	
3	0.138	22.75	17.12	39.87	104.81	-64.94	AVG	

Test Mode: (Adapter: HUNTKEY)

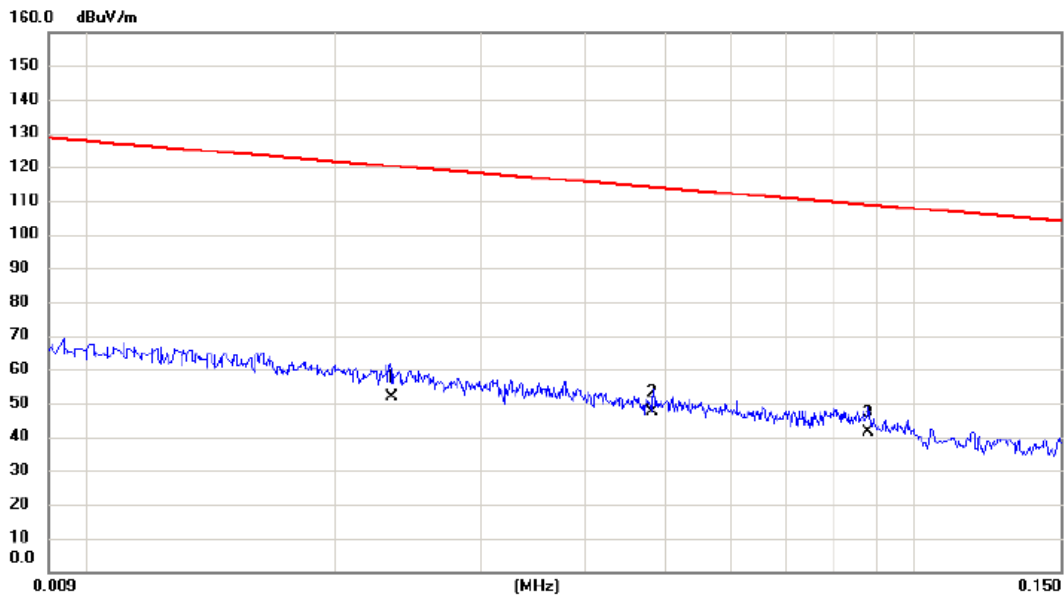
**Ant 90°**



No.	Mk.	Freq. MHz	Reading Level dBuV	Correct Factor dB	Measure- ment dBuV/m	Limit dBuV/m	Margin dB	Detector	Comment
1		0.282	26.84	16.63	43.47	98.61	-55.14	AVG	
2	*	2.225	22.65	15.44	38.09	69.54	-31.45	QP	
3		3.328	20.17	15.14	35.31	69.54	-34.23	QP	

Test Mode: (Adapter: Salcomp)

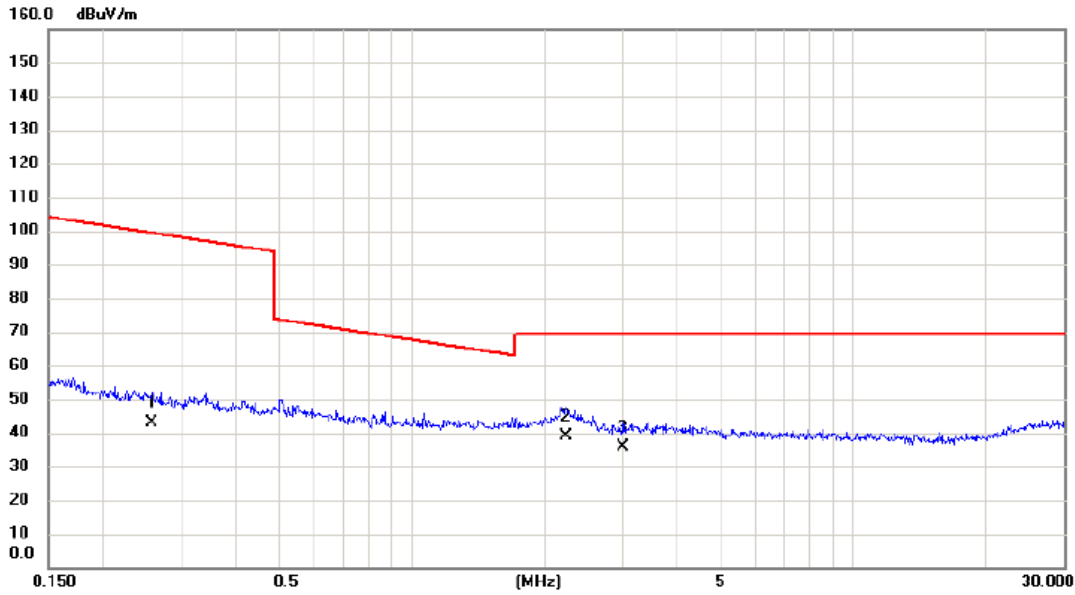
**Ant 0°**



No.	Mk.	Freq. MHz	Reading Level dBuV	Correct Factor dB	Measure- ment dBuV/m	Limit dBuV/m	Margin dB	Detector	Comment
1		0.0234	32.38	19.52	51.90	120.22	-68.32	AVG	
2	*	0.0483	28.49	18.77	47.26	113.93	-66.67	AVG	
3		0.0880	23.67	17.92	41.59	108.72	-67.13	AVG	

Test Mode: (Adapter: Salcomp)

**Ant 0°**

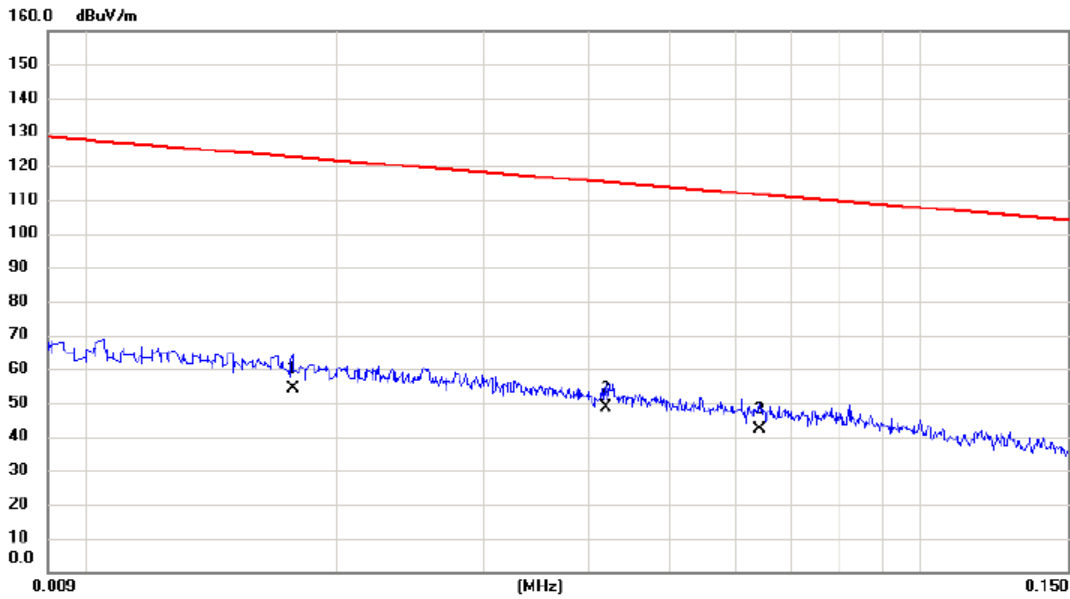


No.	Mk.	Freq. MHz	Reading Level dBuV	Correct Factor dB	Measure- ment dBuV/m	Limit dBuV/m	Margin dB	Detector	Comment
1		0.2575	26.47	16.65	43.12	99.39	-56.27	AVG	
2	*	2.2367	23.58	15.44	39.02	69.54	-30.52	QP	
3		3.0094	20.69	15.23	35.92	69.54	-33.62	QP	



Test Mode: (Adapter: Salcomp)

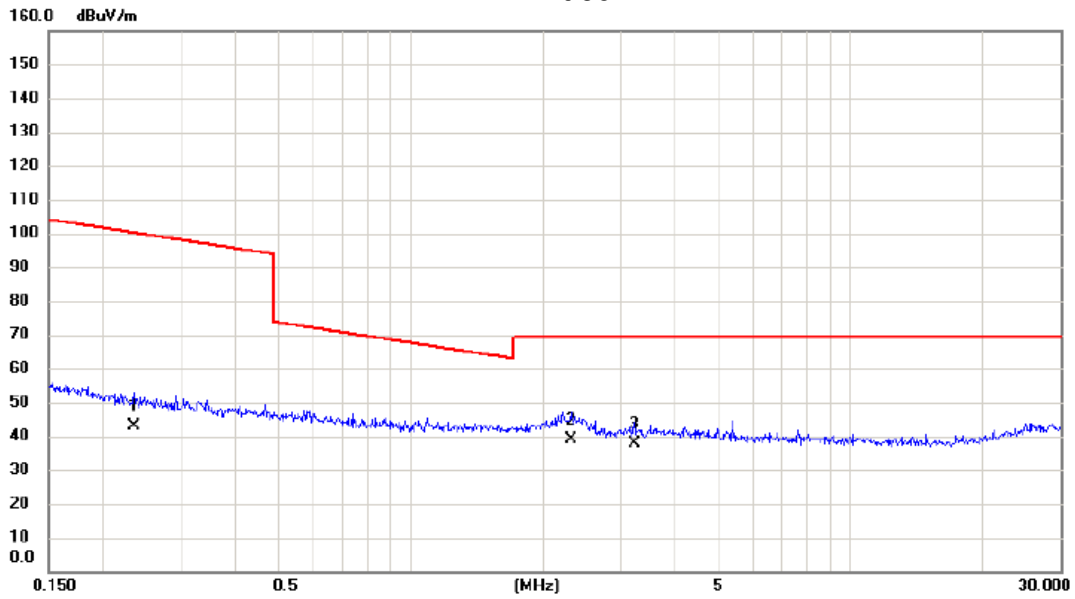
**Ant 90°**



No.	Mk.	Freq. MHz	Reading Level dBuV	Correct Factor dB	Measure- ment dBuV/m	Limit dBuV/m	Margin dB	Detector	Comment
1		0.0177	34.11	19.92	54.03	122.65	-68.62	AVG	
2	*	0.0420	29.47	18.96	48.43	115.14	-66.71	AVG	
3		0.0641	23.58	18.45	42.03	111.47	-69.44	AVG	

Test Mode: (Adapter: Salcomp)

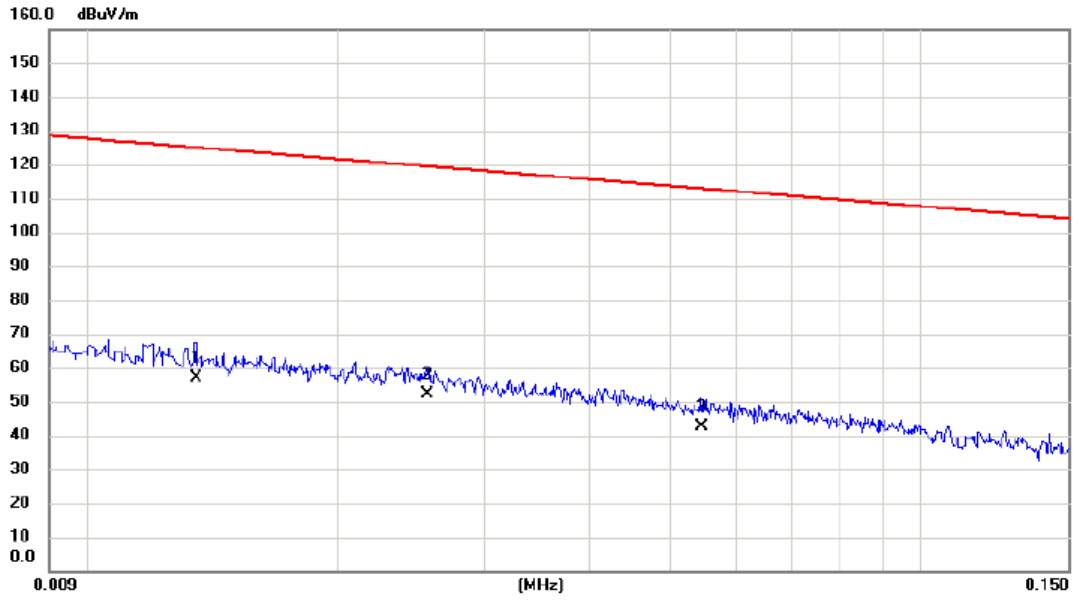
**Ant 90°**



No.	Mk.	Freq. MHz	Reading Level dBuV	Correct Factor dB	Measure- ment dBuV/m	Limit dBuV/m	Margin dB	Detector	Comment
1		0.2341	26.34	16.70	43.04	100.22	-57.18	AVG	
2	*	2.3090	23.58	15.43	39.01	69.54	-30.53	QP	
3		3.2240	22.61	15.16	37.77	69.54	-31.77	QP	

Test Mode: (Adapter: PHITEK)

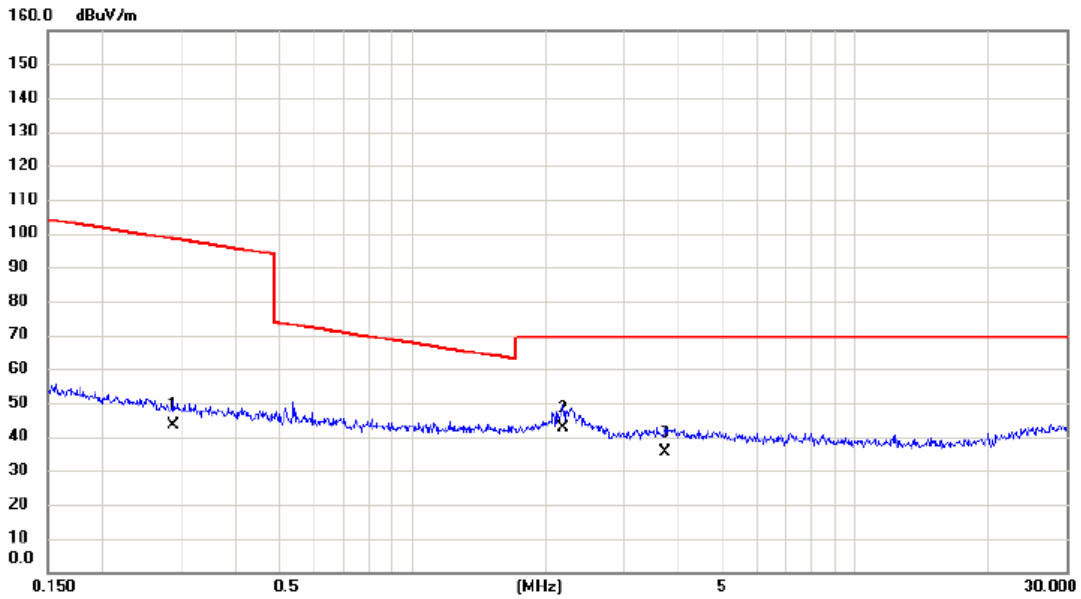
**Ant 0°**



No.	Mk.	Freq. MHz	Reading Level dBuV	Correct Factor dB	Measure- ment dBuV/m	Limit dBuV/m	Margin dB	Detector	Comment
1		0.0135	36.48	20.47	56.95	125.00	-68.05	AVG	
2	*	0.0256	32.63	19.45	52.08	119.44	-67.36	AVG	
3		0.0545	23.94	18.63	42.57	112.88	-70.31	AVG	

Test Mode: (Adapter: PHITEK)

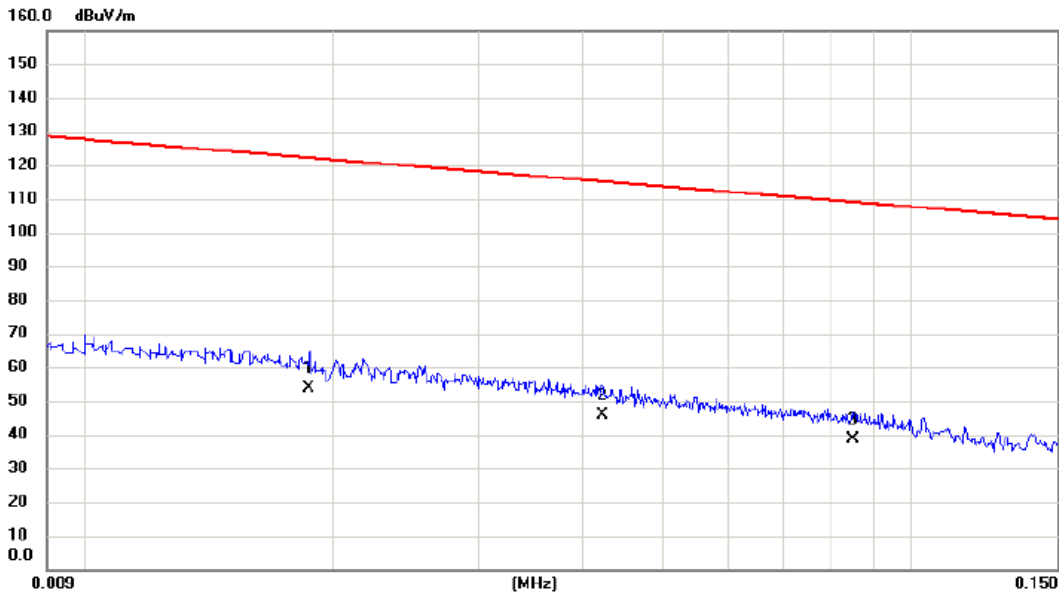
**Ant 0°**



No.	Mk.	Freq. MHz	Reading Level dBuV	Correct Factor dB	Measure- ment dBuV/m	Limit dBuV/m	Margin dB	Detector	Comment
1		0.2893	26.58	16.63	43.21	98.38	-55.17	AVG	
2	*	2.1898	27.18	15.45	42.63	69.54	-26.91	QP	
3		3.7198	20.49	15.02	35.51	69.54	-34.03	QP	

Test Mode: (Adapter: PHITEK)

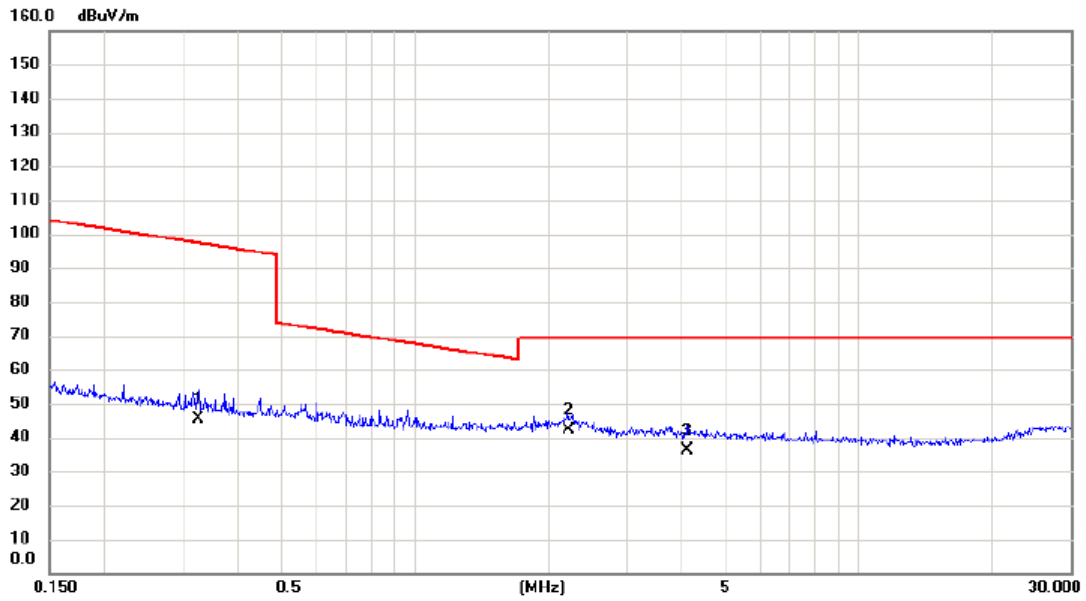
**Ant 90°**



No.	Mk.	Freq.	Reading Level	Correct Factor	Measurement	Limit	Margin	Detector	Comment
		MHz	dBuV	dB	dBuV/m	dBuV/m	dB		
1	*	0.0187	34.06	19.79	53.85	122.17	-68.32	AVG	
2		0.0423	26.75	18.95	45.70	115.08	-69.38	AVG	
3		0.0851	20.49	17.99	38.48	109.01	-70.53	AVG	

Test Mode: (Adapter: PHITEK)

**Ant 90°**



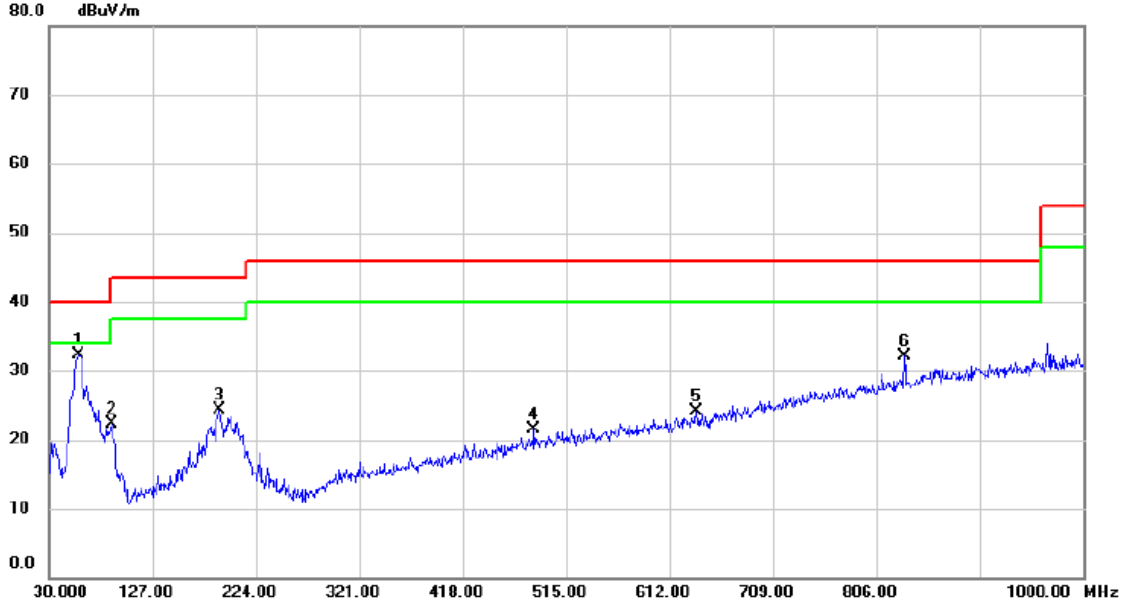
No.	Mk.	Freq. MHz	Reading Level dBuV	Correct Factor dB	Measure- ment dBuV/m	Limit dBuV/m	Margin dB	Detector	Comment
1		0.3251	28.64	16.60	45.24	97.36	-52.12	AVG	
2	*	2.2132	26.57	15.45	42.02	69.54	-27.52	QP	
3		4.1137	21.39	14.88	36.27	69.54	-33.27	QP	

## APPENDIX C - RADIATED EMISSION (30MHZ TO 1000MHZ)

**ANT 1**

Test Mode: UNII-1/TX A Mode 5180MHz (Adapter: HUAWEI)

**Vertical**

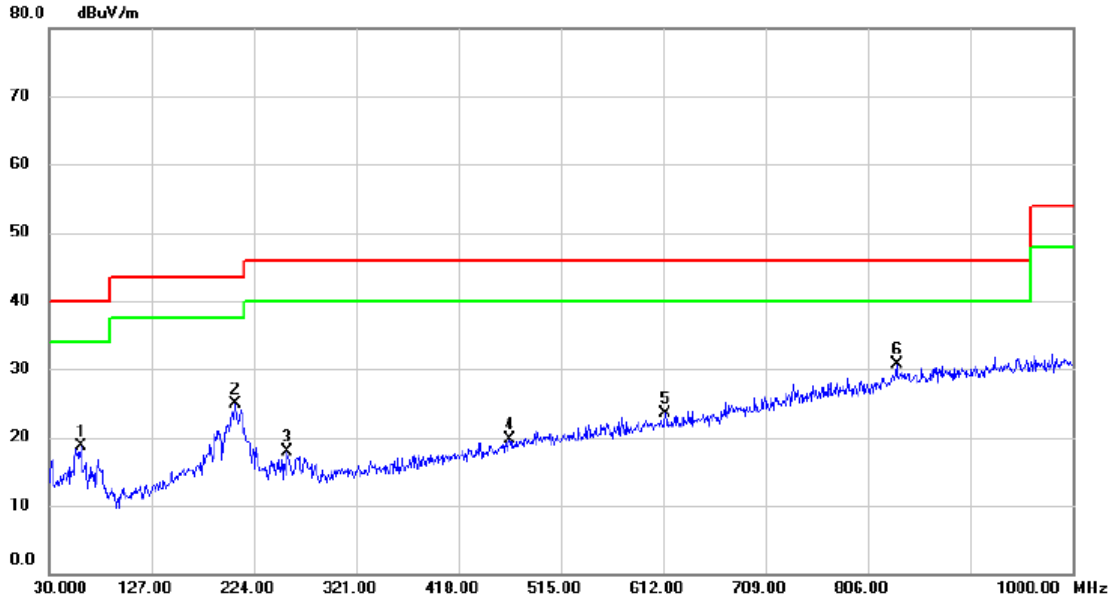


No.	Mk.	Freq. MHz	Reading Level dBuV	Correct Factor dB	Measure- ment dBuV/m	Limit dBuV/m	Margin dB	Detector	Comment
1	*	58.130	46.39	-14.13	32.26	40.00	-7.74	peak	
2		88.200	40.77	-18.56	22.21	43.50	-21.29	peak	
3		190.050	37.14	-12.86	24.28	43.50	-19.22	peak	
4		484.930	30.55	-9.09	21.46	46.00	-24.54	peak	
5		637.220	29.82	-5.72	24.10	46.00	-21.90	peak	
6		832.190	32.55	-0.49	32.06	46.00	-13.94	peak	



Test Mode: UNII-1/TX A Mode 5180MHz (Adapter: HUAWEI)

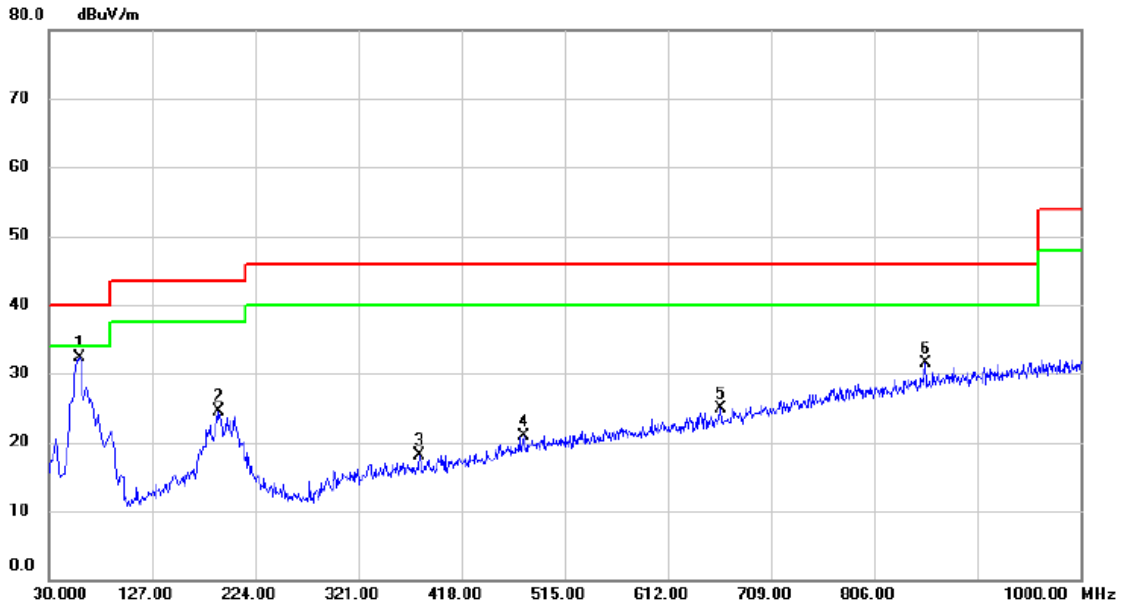
**Horizontal**



No.	Mk.	Freq. MHz	Reading Level dBuV	Correct Factor dB	Measure- ment dBuV/m	Limit dBuV/m	Margin dB	Detector	Comment
1		60.070	32.96	-14.32	18.64	40.00	-21.36	peak	
2		206.540	38.88	-13.90	24.98	43.50	-18.52	peak	
3		256.010	33.35	-15.38	17.97	46.00	-28.03	peak	
4		466.500	29.27	-9.53	19.74	46.00	-26.26	peak	
5		613.940	29.60	-6.16	23.44	46.00	-22.56	peak	
6 *		833.160	31.19	-0.46	30.73	46.00	-15.27	peak	

Test Mode: UNII-1/TX A Mode 5240MHz (Adapter: HUAWEI)

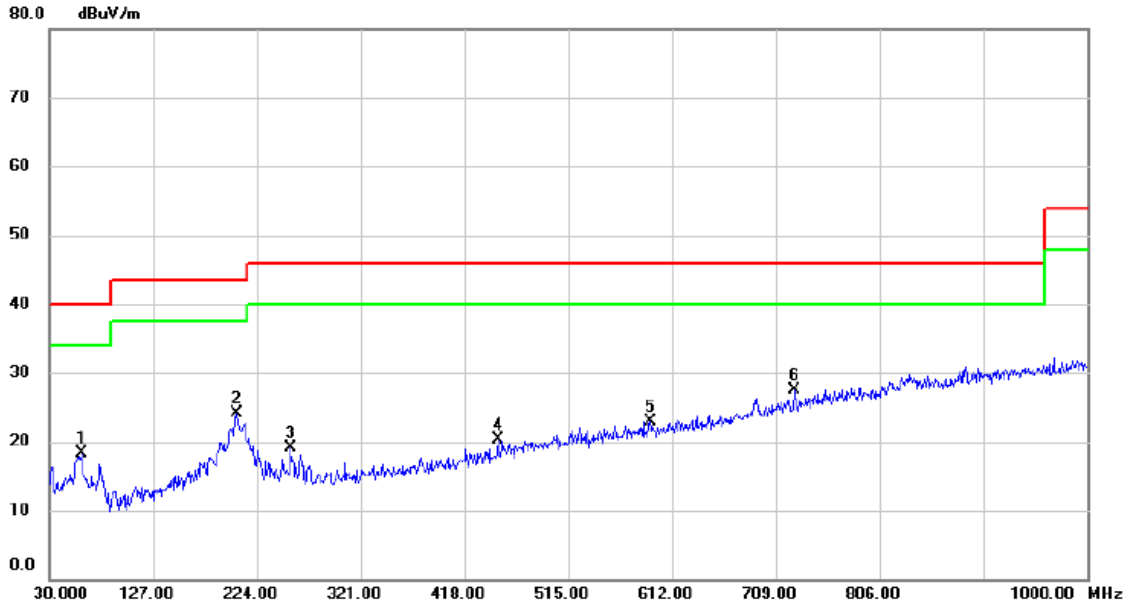
Vertical



No.	Mk.	Freq. MHz	Reading Level dBuV	Correct Factor dB	Measure- ment dBuV/m	Limit dBuV/m	Margin dB	Detector	Comment
1	*	59.100	46.55	-14.22	32.33	40.00	-7.67	peak	
2		189.080	37.22	-12.77	24.45	43.50	-19.05	peak	
3		378.230	29.77	-11.62	18.15	46.00	-27.85	peak	
4		476.200	30.14	-9.30	20.84	46.00	-25.16	peak	
5		661.470	30.03	-5.12	24.91	46.00	-21.09	peak	
6		854.500	31.33	0.09	31.42	46.00	-14.58	peak	

Test Mode: UNII-1/TX A Mode 5240MHz (Adapter: HUAWEI)

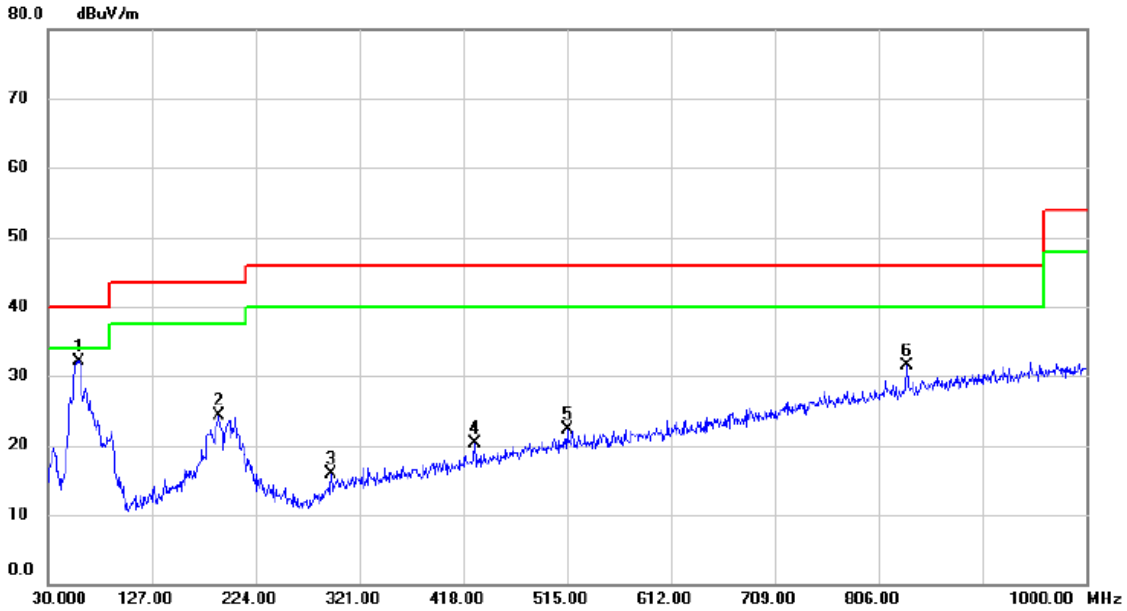
Horizontal



No. Mk.	Freq. MHz	Reading Level dBuV	Correct Factor dB	Measure- ment dBuV/m	Limit dBuV/m	Margin dB	Detector	Comment
1	60.070	32.57	-14.32	18.25	40.00	-21.75	peak	
2	204.600	38.02	-13.86	24.16	43.50	-19.34	peak	
3	256.010	34.55	-15.38	19.17	46.00	-26.83	peak	
4	449.040	30.24	-9.96	20.28	46.00	-25.72	peak	
5	591.630	29.59	-6.64	22.95	46.00	-23.05	peak	
6 *	726.460	30.61	-3.15	27.46	46.00	-18.54	peak	

Test Mode: UNII-2A/TX A Mode 5260MHz (Adapter: HUAWEI)

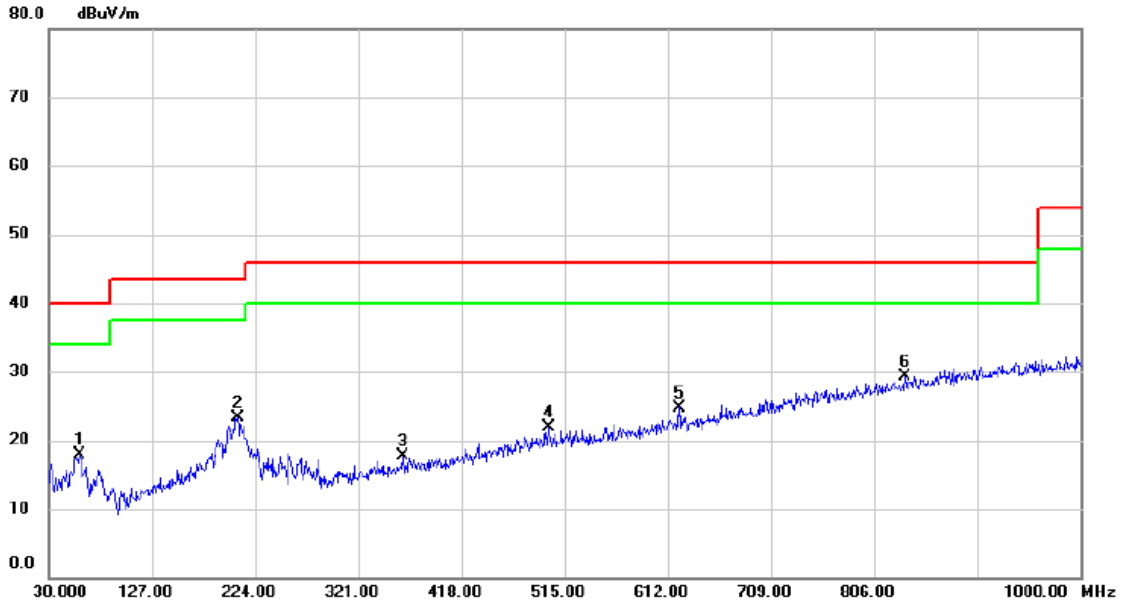
Vertical



No.	Mk.	Freq. MHz	Reading Level dBuV	Correct Factor dB	Measure- ment dBuV/m	Limit dBuV/m	Margin dB	Detector	Comment
1	*	59.100	46.36	-14.22	32.14	40.00	-7.86	peak	
2		190.050	37.11	-12.86	24.25	43.50	-19.25	peak	
3		294.810	29.51	-13.54	15.97	46.00	-30.03	peak	
4		428.670	30.85	-10.55	20.30	46.00	-25.70	peak	
5		515.000	30.62	-8.41	22.21	46.00	-23.79	peak	
6		832.190	32.05	-0.49	31.56	46.00	-14.44	peak	

Test Mode: UNII-2A/TX A Mode 5260MHz (Adapter: HUAWEI)

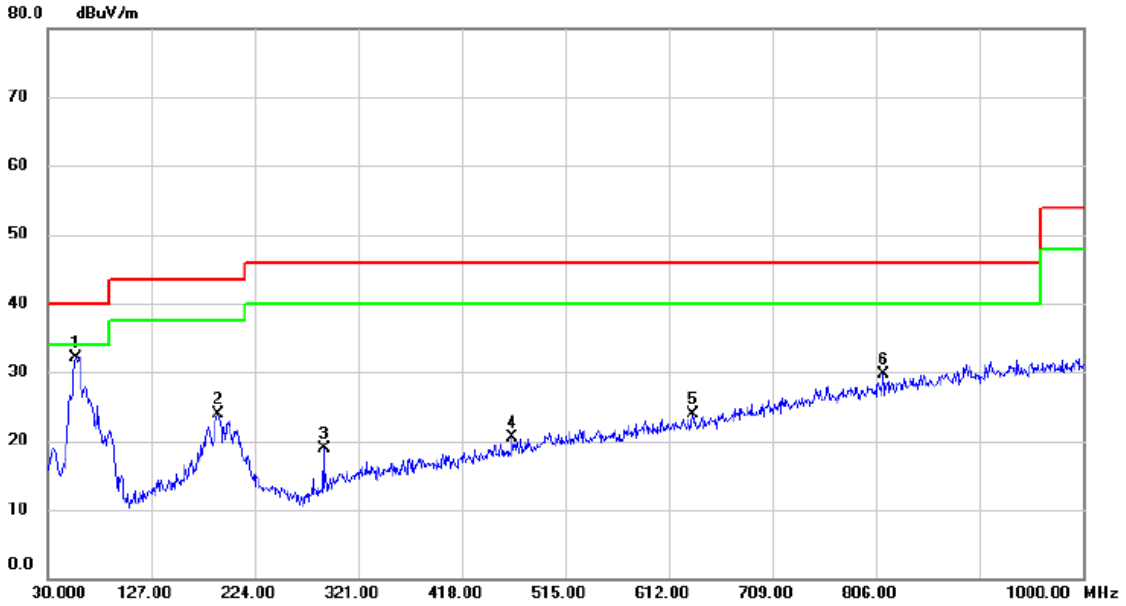
**Horizontal**



No.	Mk.	Freq. MHz	Reading Level dBuV	Correct Factor dB	Measure- ment dBuV/m	Limit dBuV/m	Margin dB	Detector	Comment
1		59.100	32.13	-14.22	17.91	40.00	-22.09	peak	
2		207.510	37.31	-13.93	23.38	43.50	-20.12	peak	
3		362.710	29.48	-11.80	17.68	46.00	-28.32	peak	
4		499.480	30.62	-8.73	21.89	46.00	-24.11	peak	
5		622.670	30.79	-5.99	24.80	46.00	-21.20	peak	
6	*	835.100	29.63	-0.41	29.22	46.00	-16.78	peak	

Test Mode: UNII-2A/TX A Mode 5320MHz (Adapter: HUAWEI)

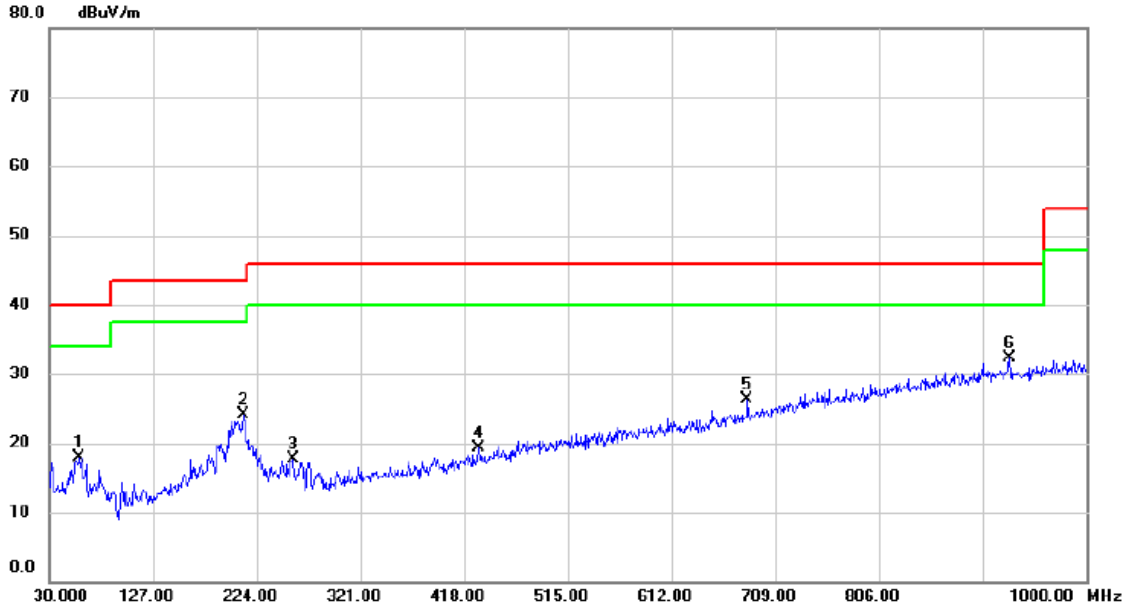
**Vertical**



No.	Mk.	Freq. MHz	Reading Level dBuV	Correct Factor dB	Measure- ment dBuV/m	Limit dBuV/m	Margin dB	Detector	Comment
1	*	56.190	46.07	-13.96	32.11	40.00	-7.89	peak	
2		189.080	36.76	-12.77	23.99	43.50	-19.51	peak	
3		288.990	33.15	-14.26	18.89	46.00	-27.11	peak	
4		465.530	30.11	-9.57	20.54	46.00	-25.46	peak	
5		634.310	29.59	-5.77	23.82	46.00	-22.18	peak	
6		812.790	30.80	-1.01	29.79	46.00	-16.21	peak	

Test Mode: UNII-2A/TX A Mode 5320MHz (Adapter: HUAWEI)

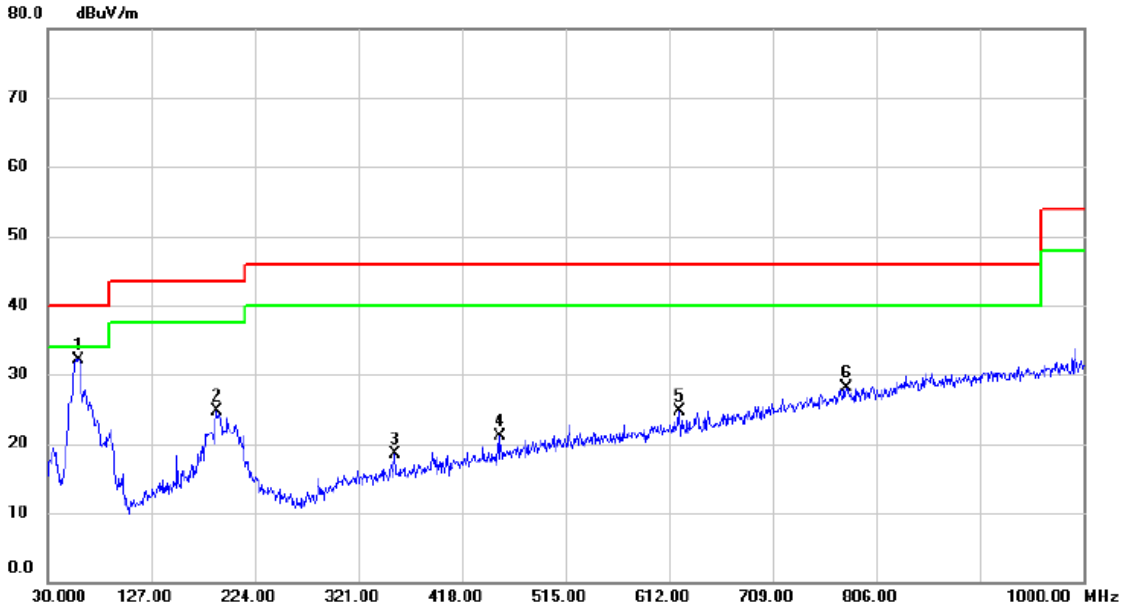
**Horizontal**



No.	Mk.	Freq. MHz	Reading Level dBuV	Correct Factor dB	Measure- ment dBuV/m	Limit dBuV/m	Margin dB	Detector	Comment
1		58.130	32.12	-14.13	17.99	40.00	-22.01	peak	
2		211.390	38.01	-13.97	24.04	43.50	-19.46	peak	
3		257.950	33.20	-15.55	17.65	46.00	-28.35	peak	
4		431.580	29.68	-10.46	19.22	46.00	-26.78	peak	
5		682.810	30.72	-4.48	26.24	46.00	-19.76	peak	
6	*	928.220	30.66	1.57	32.23	46.00	-13.77	peak	

Test Mode: UNII-2C/TX A Mode 5500MHz (Adapter: HUAWEI)

Vertical

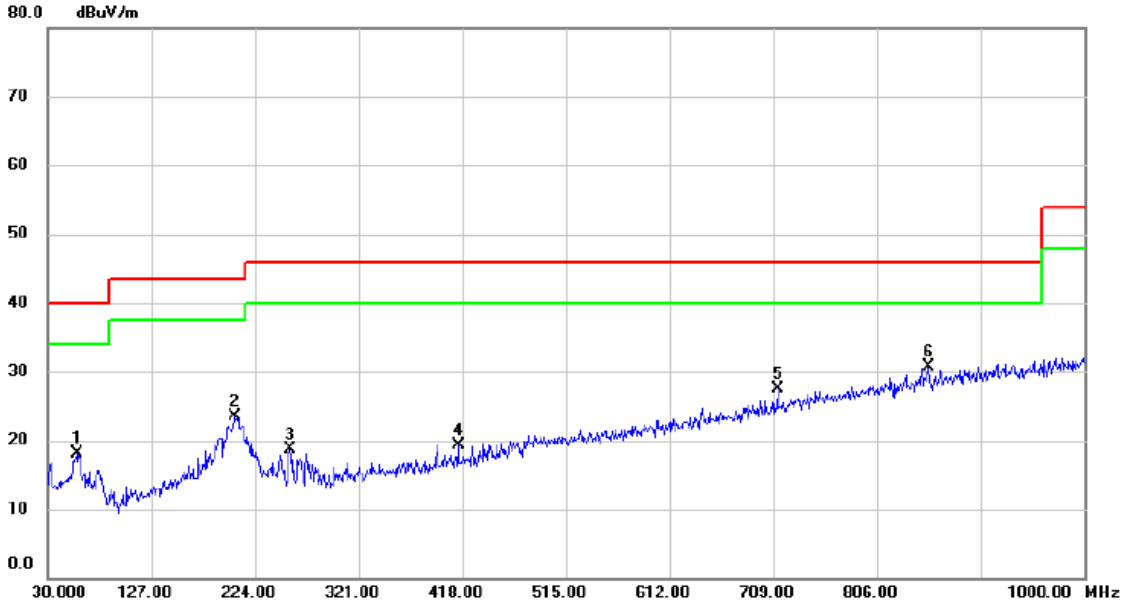


No.	Mk.	Freq. MHz	Reading Level dBuV	Correct Factor dB	Measure- ment dBuV/m	Limit dBuV/m	Margin dB	Detector	Comment
1	*	59.100	46.36	-14.22	32.14	40.00	-7.86	peak	
2		188.110	37.50	-12.70	24.80	43.50	-18.70	peak	
3		354.950	30.48	-11.89	18.59	46.00	-27.41	peak	
4		452.920	30.89	-9.87	21.02	46.00	-24.98	peak	
5		621.700	30.75	-6.01	24.74	46.00	-21.26	peak	
6		777.870	29.95	-1.84	28.11	46.00	-17.89	peak	



Test Mode: UNII-2C/TX A Mode 5500MHz (Adapter: HUAWEI)

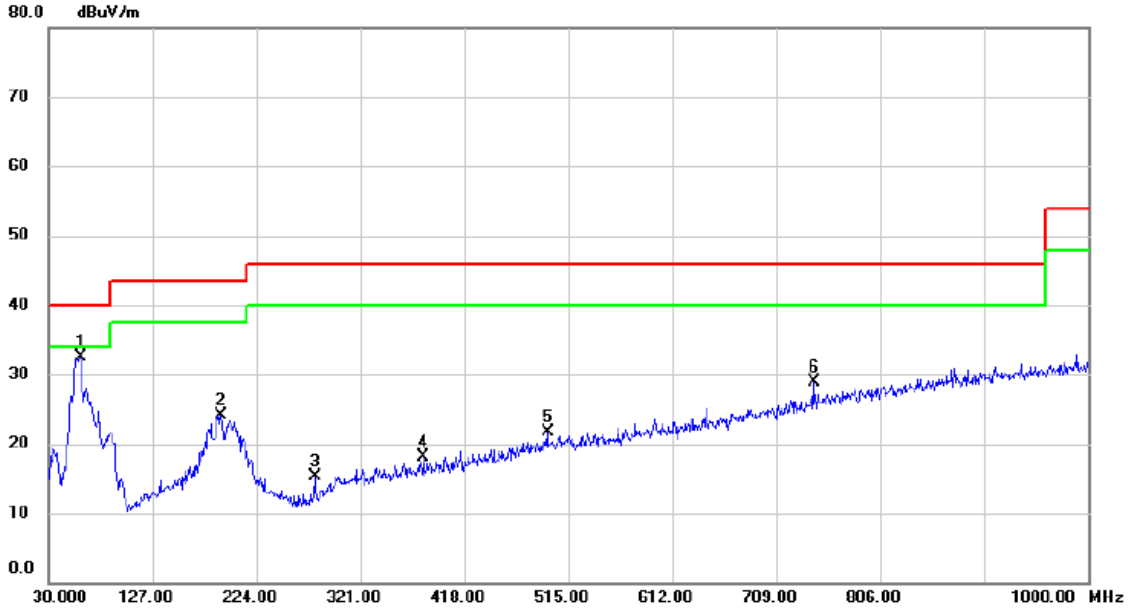
**Horizontal**



No.	Mk.	Freq. MHz	Reading Level dBuV	Correct Factor dB	Measure- ment dBuV/m	Limit dBuV/m	Margin dB	Detector	Comment
1		57.160	32.05	-14.04	18.01	40.00	-21.99	peak	
2		205.570	37.47	-13.88	23.59	43.50	-19.91	peak	
3		256.980	34.23	-15.46	18.77	46.00	-27.23	peak	
4		414.120	30.27	-10.97	19.30	46.00	-26.70	peak	
5		712.880	31.07	-3.55	27.52	46.00	-18.48	peak	
6 *		854.500	30.70	0.09	30.79	46.00	-15.21	peak	

Test Mode: UNII-2C/TX A Mode 5700MHz (Adapter: HUAWEI)

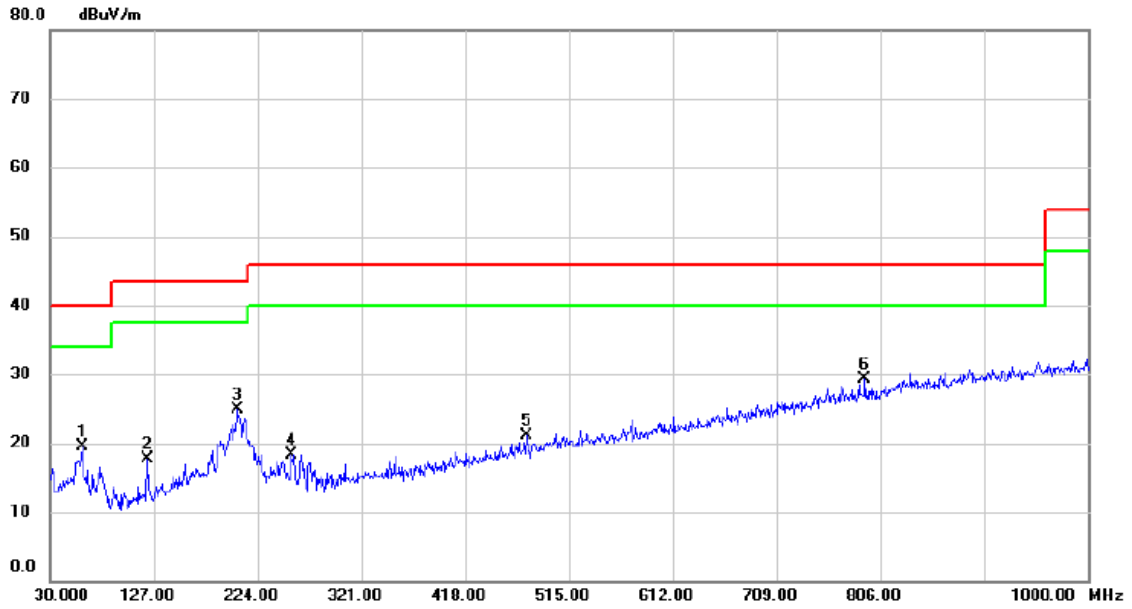
Vertical



No.	Mk.	Freq. MHz	Reading Level dBuV	Correct Factor dB	Measure- ment dBuV/m	Limit dBuV/m	Margin dB	Detector	Comment
1	*	60.070	46.81	-14.32	32.49	40.00	-7.51	peak	
2		191.020	37.10	-12.94	24.16	43.50	-19.34	peak	
3		278.320	30.28	-14.95	15.33	46.00	-30.67	peak	
4		380.170	29.65	-11.60	18.05	46.00	-27.95	peak	
5		495.600	30.50	-8.82	21.68	46.00	-24.32	peak	
6		743.920	31.57	-2.63	28.94	46.00	-17.06	peak	

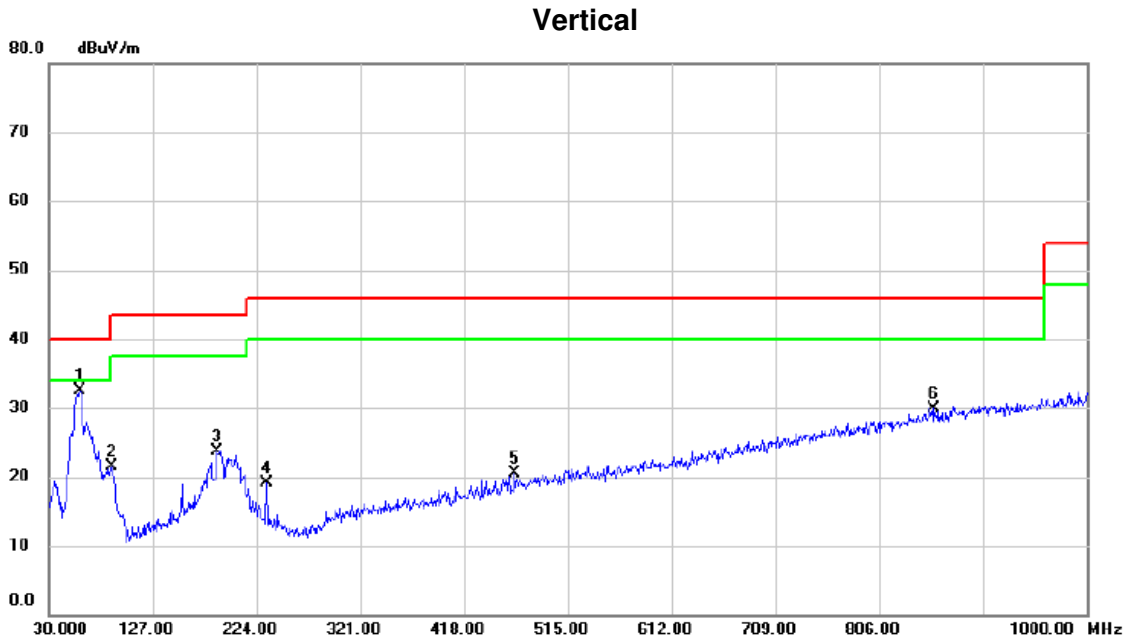
Test Mode: UNII-2C/TX A Mode 5700MHz (Adapter: HUAWEI)

Horizontal



No.	Mk.	Freq. MHz	Reading Level dBuV	Correct Factor dB	Measure- ment dBuV/m	Limit dBuV/m	Margin dB	Detector	Comment
1		60.070	33.82	-14.32	19.50	40.00	-20.50	peak	
2		121.180	33.10	-15.32	17.78	43.50	-25.72	peak	
3		205.570	38.84	-13.88	24.96	43.50	-18.54	peak	
4		256.010	33.77	-15.38	18.39	46.00	-27.61	peak	
5		475.230	30.34	-9.32	21.02	46.00	-24.98	peak	
6 *		791.450	30.87	-1.55	29.32	46.00	-16.68	peak	

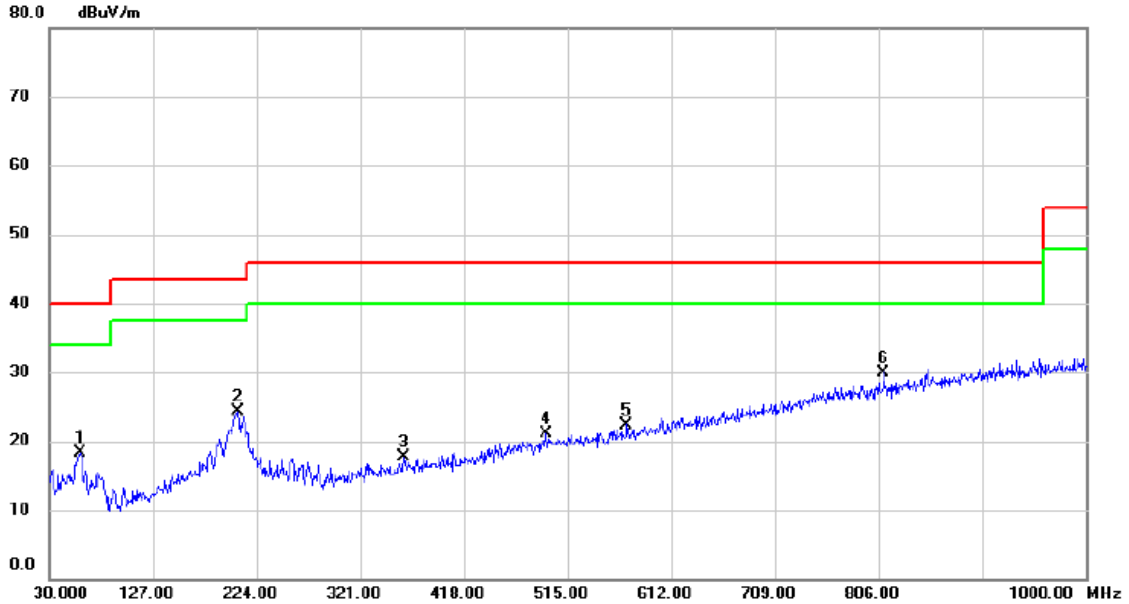
Test Mode: UNII-3/TX A Mode 5745MHz (Adapter: HUAWEI)



No.	Mk.	Freq. MHz	Reading Level dBuV	Correct Factor dB	Measure- ment dBuV/m	Limit dBuV/m	Margin dB	Detector	Comment
1	*	59.100	46.65	-14.22	32.43	40.00	-7.57	peak	
2		88.200	40.16	-18.56	21.60	43.50	-21.90	peak	
3		187.140	36.31	-12.61	23.70	43.50	-19.80	peak	
4		233.700	33.34	-14.22	19.12	46.00	-26.88	peak	
5		465.530	30.00	-9.57	20.43	46.00	-25.57	peak	
6		856.440	29.76	0.14	29.90	46.00	-16.10	peak	

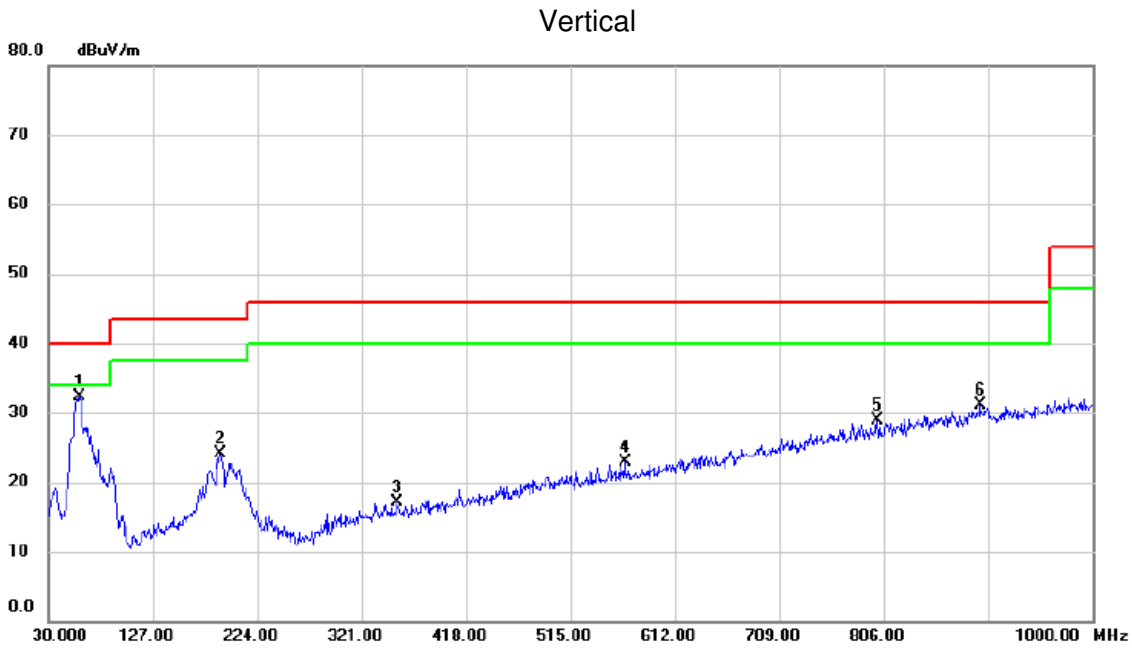
Test Mode: UNII-3/TX A Mode 5745MHz (Adapter: HUAWEI)

**Horizontal**



No.	Mk.	Freq. MHz	Reading Level dBuV	Correct Factor dB	Measure- ment dBuV/m	Limit dBuV/m	Margin dB	Detector	Comment
1		59.100	32.57	-14.22	18.35	40.00	-21.65	peak	
2		206.540	38.20	-13.90	24.30	43.50	-19.20	peak	
3		361.740	29.52	-11.82	17.70	46.00	-28.30	peak	
4		494.630	30.00	-8.85	21.15	46.00	-24.85	peak	
5		570.290	29.58	-7.18	22.40	46.00	-23.60	peak	
6	*	810.850	31.06	-1.06	30.00	46.00	-16.00	peak	

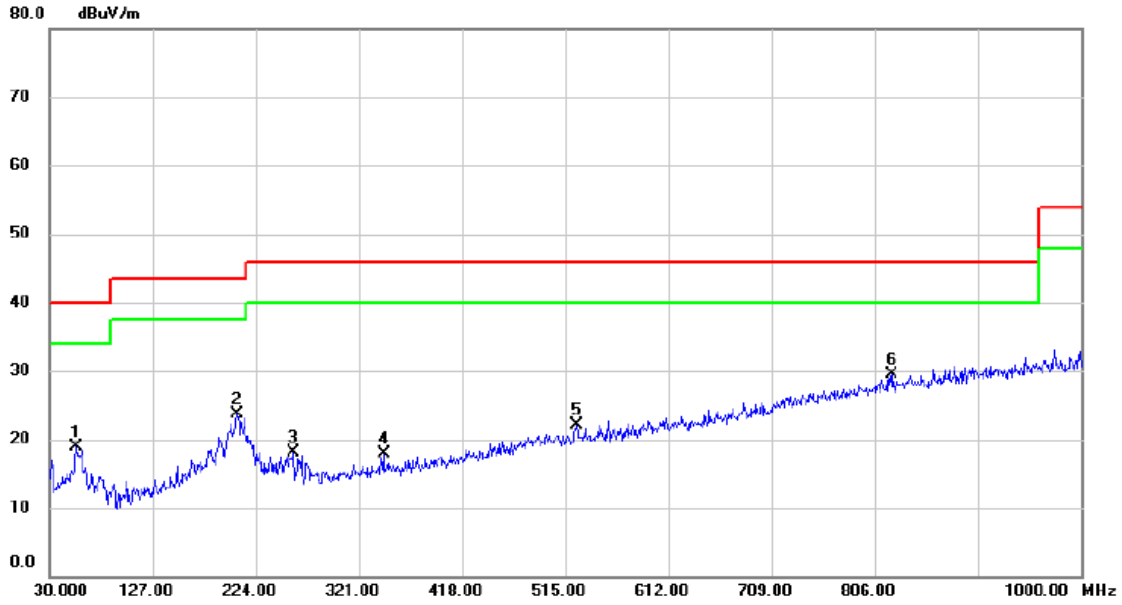
Test Mode: UNII-3/TX A Mode 5825MHz (Adapter: HUAWEI)



No.	Mk.	Freq. MHz	Reading Level dBuV	Correct Factor dB	Measure- ment dBuV/m	Limit dBuV/m	Margin dB	Detector	Comment
1	*	59.100	46.43	-14.22	32.21	40.00	-7.79	peak	
2		190.050	37.03	-12.86	24.17	43.50	-19.33	peak	
3		353.980	29.07	-11.90	17.17	46.00	-28.83	peak	
4		565.440	30.31	-7.32	22.99	46.00	-23.01	peak	
5		800.180	30.24	-1.36	28.88	46.00	-17.12	peak	
6		896.210	30.24	0.95	31.19	46.00	-14.81	peak	

Test Mode: UNII-3/TX A Mode 5825MHz (Adapter: HUAWEI)

Horizontal

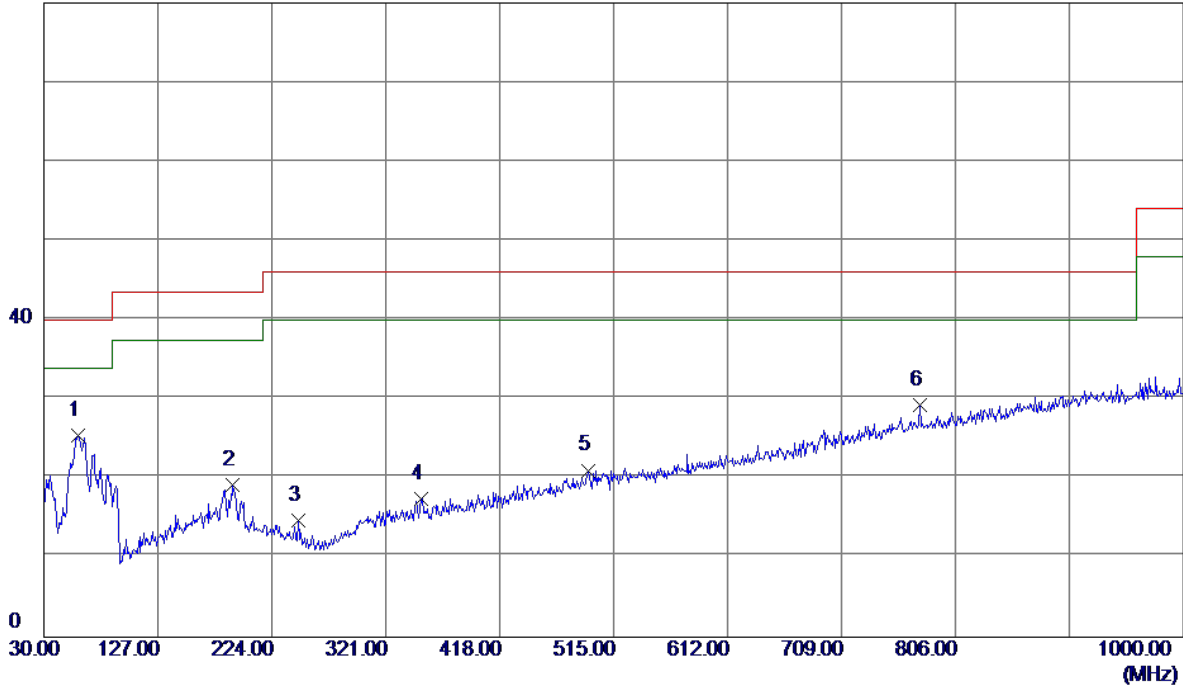


No.	Mk.	Freq. MHz	Reading Level dBuV	Correct Factor dB	Measure- ment dBuV/m	Limit dBuV/m	Margin dB	Detector	Comment
1		55.220	32.87	-13.94	18.93	40.00	-21.07	peak	
2		206.540	37.68	-13.90	23.78	43.50	-19.72	peak	
3		259.890	33.79	-15.71	18.08	46.00	-27.92	peak	
4		344.280	30.05	-12.05	18.00	46.00	-28.00	peak	
5		525.670	30.35	-8.21	22.14	46.00	-23.86	peak	
6	*	822.490	30.17	-0.75	29.42	46.00	-16.58	peak	

Test Mode: UNII-1/TX A Mode 5180MHz (Adapter: HUNTKEY)

**Vertical**

80 dBuV/m

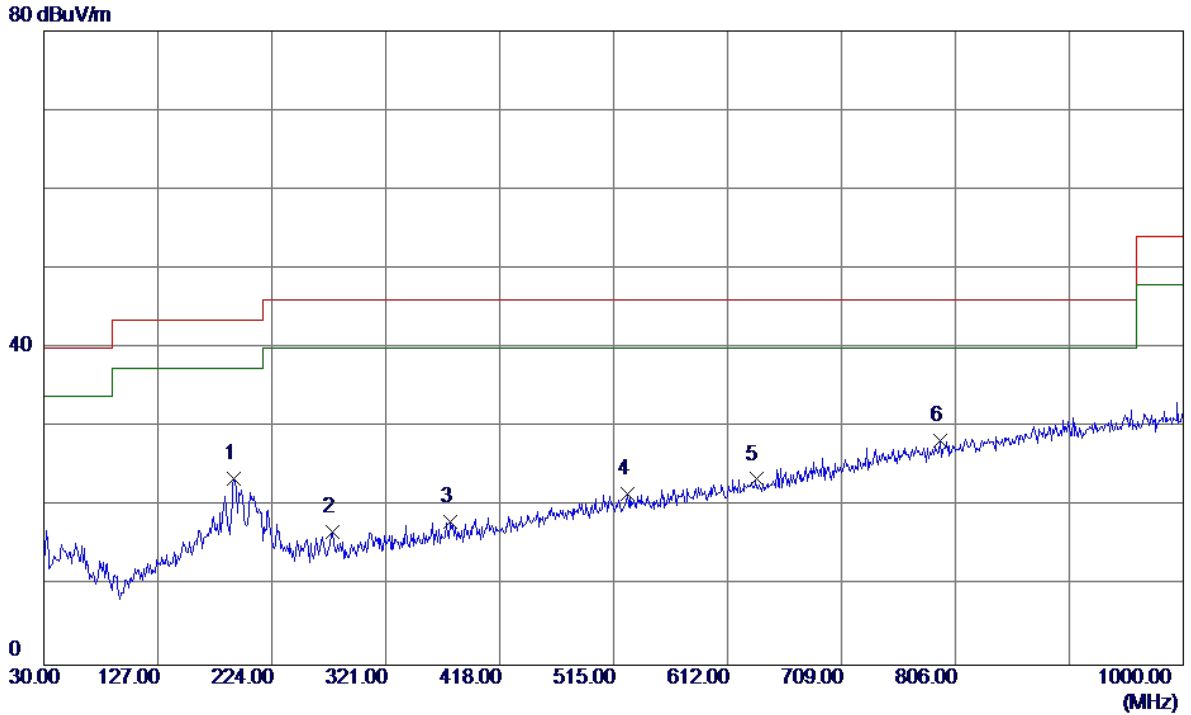


No.	Freq. MHz	Reading Level dBuV/m	Correct Factor dB	Measure ment dBuV/m	Limit dBuV/m	Margin dB	Detector	Comment
1 *	59.1000	39.67	-14.22	25.45	40.00	-14.55	Peak	
2	191.0200	32.14	-12.94	19.20	43.50	-24.30	Peak	
3	246.3100	29.36	-14.69	14.67	46.00	-31.33	Peak	
4	351.0700	29.39	-11.94	17.45	46.00	-28.55	Peak	
5	493.6600	29.91	-8.87	21.04	46.00	-24.96	Peak	
6	775.9300	31.17	-1.88	29.29	46.00	-16.71	Peak	



Test Mode: UNII-1/TX A Mode 5180MHz (Adapter: HUNTKEY)

**Horizontal**

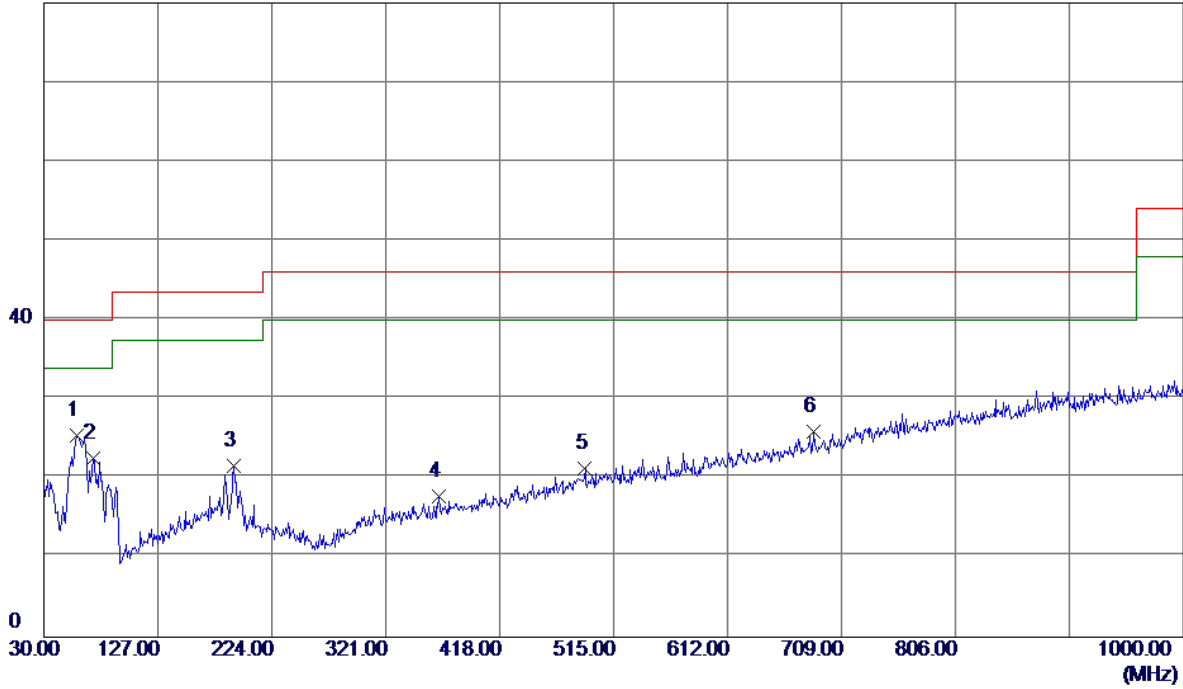


No.	Freq. MHz	Reading Level dBuV/m	Correct Factor dB	Measure ment dBuV/m	Limit dBuV/m	Margin dB	Detector	Comment
1	191.9900	36.48	-13.03	23.45	43.50	-20.05	Peak	
2	275.4100	32.11	-15.26	16.85	46.00	-29.15	Peak	
3	376.2900	29.65	-11.64	18.01	46.00	-27.99	Peak	
4	526.6400	29.75	-8.18	21.57	46.00	-24.43	Peak	
5	636.2500	29.17	-5.73	23.44	46.00	-22.56	Peak	
6 *	793.3900	29.85	-1.50	28.35	46.00	-17.65	Peak	

Test Mode: UNII-1/TX A Mode 5240MHz (Adapter: HUNTKEY)

**Vertical**

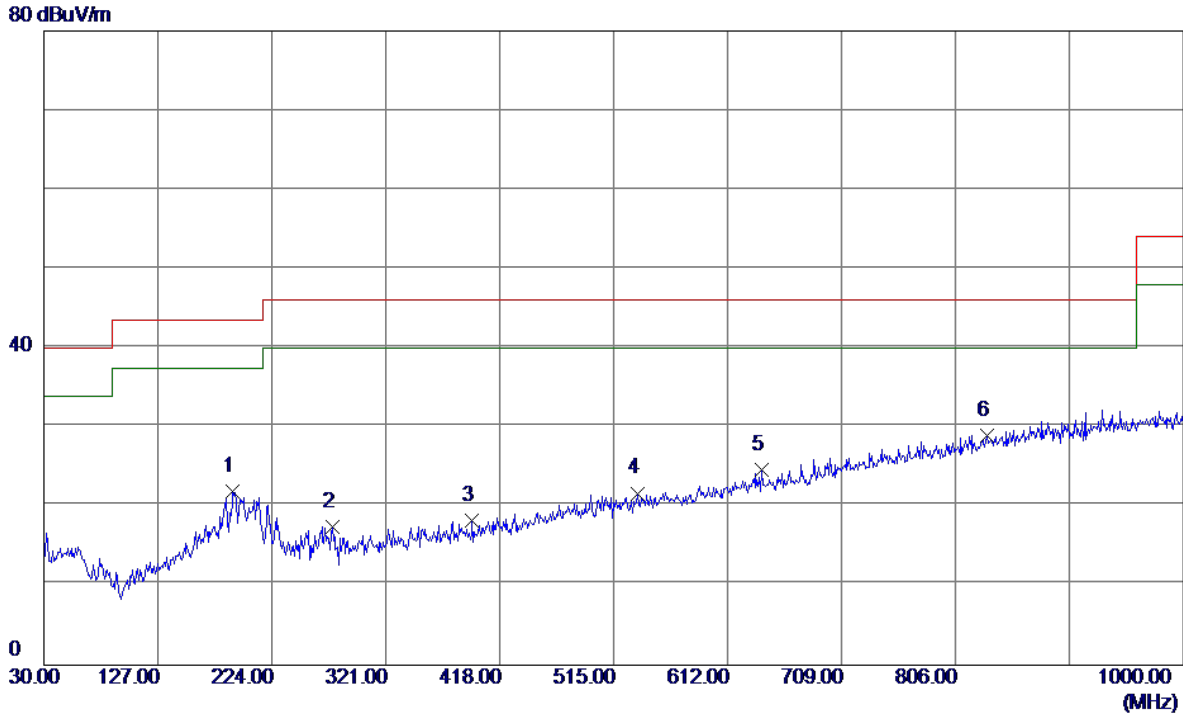
80 dBuV/m



No.	Freq. MHz	Reading Level dBuV/m	Correct Factor dB	Measure ment dBuV/m	Limit dBuV/m	Margin dB	Detector	Comment
1 *	58.1300	39.52	-14.13	25.39	40.00	-14.61	Peak	
2	71.7100	39.28	-16.71	22.57	40.00	-17.43	Peak	
3	191.9900	34.56	-13.03	21.53	43.50	-21.97	Peak	
4	366.5900	29.56	-11.76	17.80	46.00	-28.20	Peak	
5	490.7500	30.26	-8.95	21.31	46.00	-24.69	Peak	
6	685.7199	30.25	-4.38	25.87	46.00	-20.13	Peak	

Test Mode: UNII-1/TX A Mode 5240MHz (Adapter: HUNTKEY)

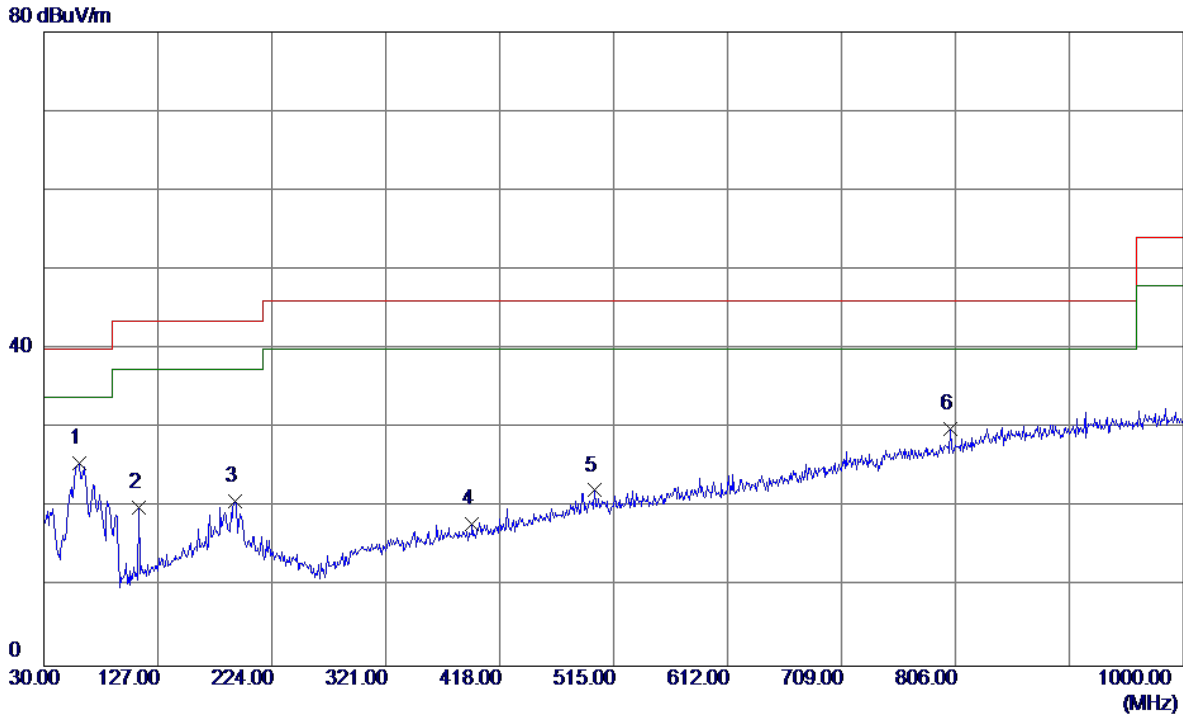
**Horizontal**



No.	Freq. MHz	Reading Level dBuV/m	Correct Factor dB	Measure ment dBuV/m	Limit dBuV/m	Margin dB	Detector	Comment
1	191.0200	34.84	-12.94	21.90	43.50	-21.60	Peak	
2	275.4100	32.74	-15.26	17.48	46.00	-28.52	Peak	
3	394.7200	29.63	-11.42	18.21	46.00	-27.79	Peak	
4	535.3700	29.69	-8.01	21.68	46.00	-24.32	Peak	
5	641.1000	30.27	-5.64	24.63	46.00	-21.37	Peak	
6 *	833.1599	29.49	-0.46	29.03	46.00	-16.97	Peak	

Test Mode: UNII-2A/TX A Mode 5260MHz (Adapter: HUNTKEY)

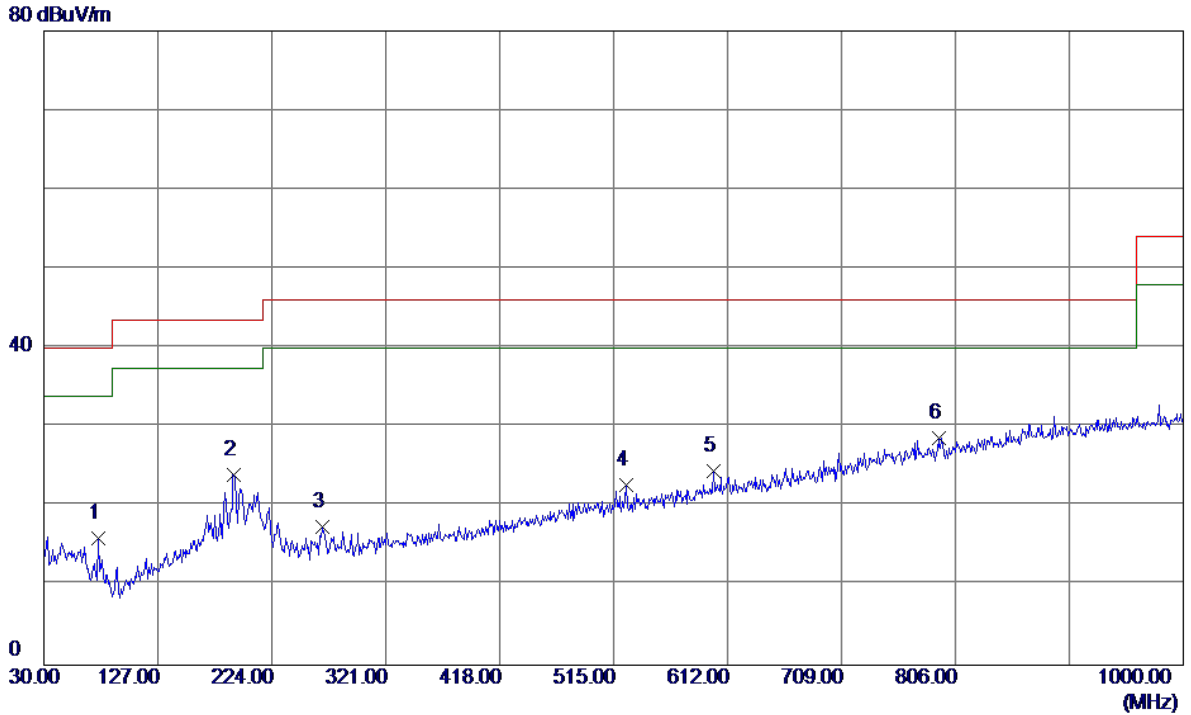
**Vertical**



No.	Freq. MHz	Reading Level dBuV/m	Correct Factor dB	Measure ment dBuV/m	Limit dBuV/m	Margin dB	Detector	Comment
1 *	60.0700	39.89	-14.32	25.57	40.00	-14.43	Peak	
2	110.5100	36.20	-16.15	20.05	43.50	-23.45	Peak	
3	192.9600	33.93	-13.11	20.82	43.50	-22.68	Peak	
4	394.7200	29.38	-11.42	17.96	46.00	-28.04	Peak	
5	498.5100	30.92	-8.76	22.16	46.00	-23.84	Peak	
6	802.1200	31.26	-1.30	29.96	46.00	-16.04	Peak	

Test Mode: UNII-2A/TX A Mode 5260MHz (Adapter: HUNTKEY)

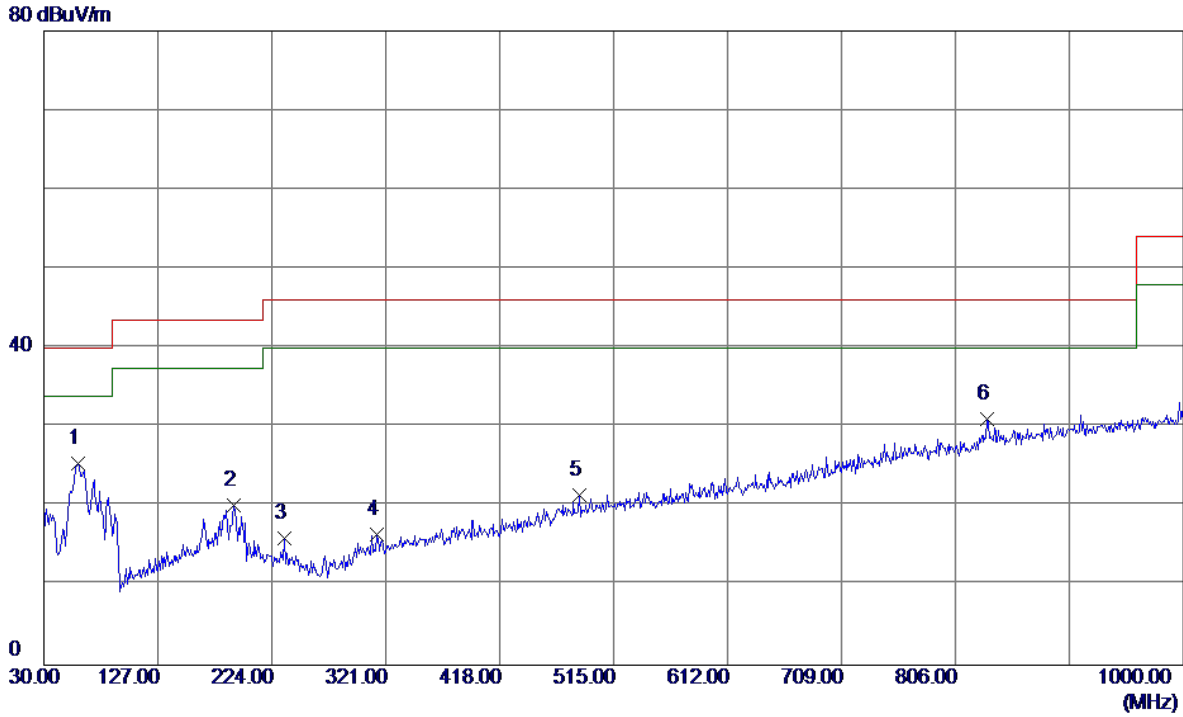
**Horizontal**



No.	Freq. MHz	Reading Level dBuV/m	Correct Factor dB	Measure ment dBuV/m	Limit dBuV/m	Margin dB	Detector	Comment
1	76.5600	33.37	-17.44	15.93	40.00	-24.07	Peak	
2	191.9900	37.10	-13.03	24.07	43.50	-19.43	Peak	
3	266.6800	33.21	-15.80	17.41	46.00	-28.59	Peak	
4	525.6700	30.95	-8.20	22.75	46.00	-23.25	Peak	
5	600.3600	30.84	-6.41	24.43	46.00	-21.57	Peak	
6 *	791.4500	30.12	-1.55	28.57	46.00	-17.43	Peak	

Test Mode: UNII-2A/TX A Mode 5320MHz (Adapter: HUNTKEY)

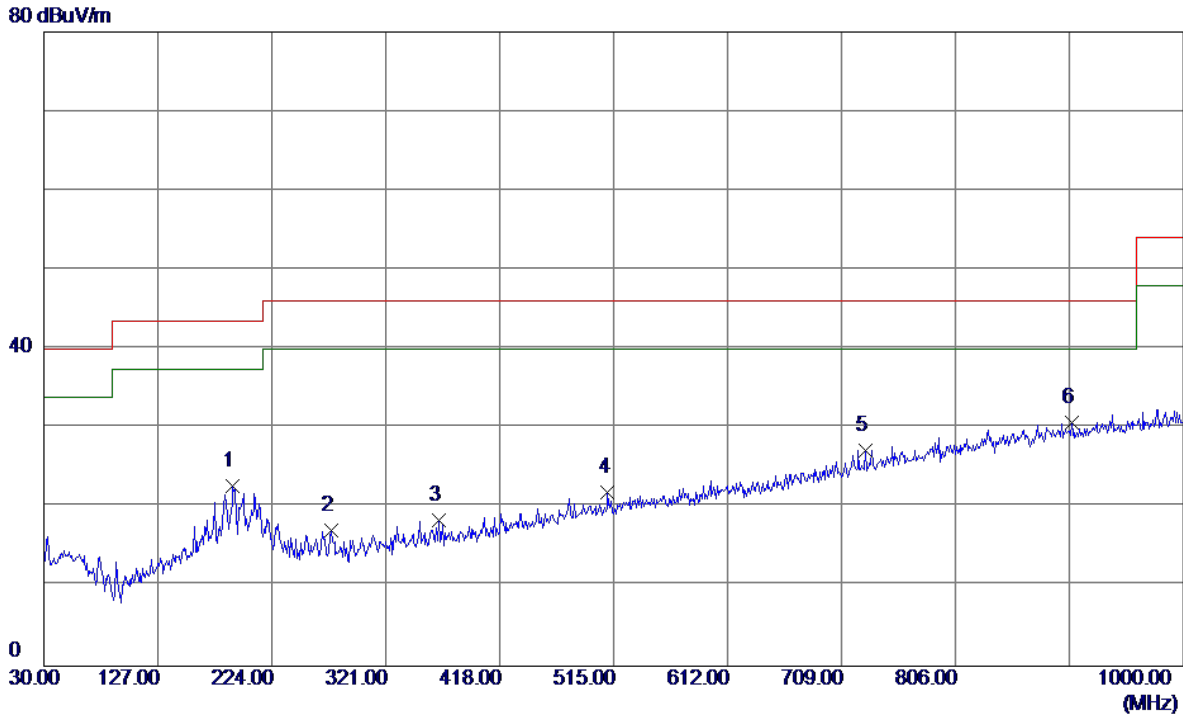
**Vertical**



No.	Freq. MHz	Reading Level dBuV/m	Correct Factor dB	Measure ment dBuV/m	Limit dBuV/m	Margin dB	Detector	Comment
1 *	59.1000	39.60	-14.22	25.38	40.00	-14.62	Peak	
2	191.9900	33.14	-13.03	20.11	43.50	-23.39	Peak	
3	234.6700	30.25	-14.24	16.01	46.00	-29.99	Peak	
4	313.2400	29.11	-12.60	16.51	46.00	-29.49	Peak	
5	485.9000	30.43	-9.06	21.37	46.00	-24.63	Peak	
6	833.1599	31.55	-0.46	31.09	46.00	-14.91	Peak	

Test Mode: UNII-2A/TX A Mode 5320MHz (Adapter: HUNTKEY)

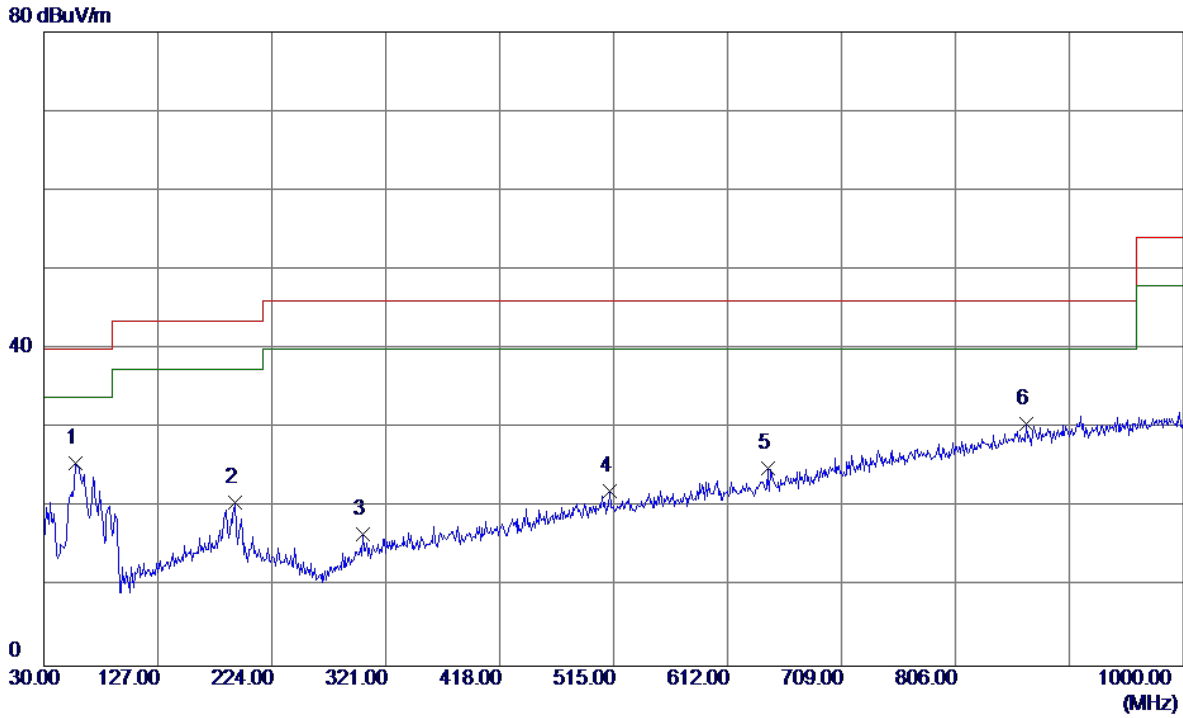
**Horizontal**



No.	Freq. MHz	Reading Level dBuV/m	Correct Factor dB	Measure ment dBuV/m	Limit dBuV/m	Margin dB	Detector	Comment
1	191.0200	35.62	-12.94	22.68	43.50	-20.82	Peak	
2	274.4400	32.48	-15.37	17.11	46.00	-28.89	Peak	
3	366.5900	30.19	-11.76	18.43	46.00	-27.57	Peak	
4	510.1500	30.45	-8.52	21.93	46.00	-24.07	Peak	
5	729.3700	30.30	-3.06	27.24	46.00	-18.76	Peak	
6 *	904.9400	29.53	1.13	30.66	46.00	-15.34	Peak	

Test Mode: UNII-2C/TX A Mode 5500MHz (Adapter: HUNTKEY)

**Vertical**

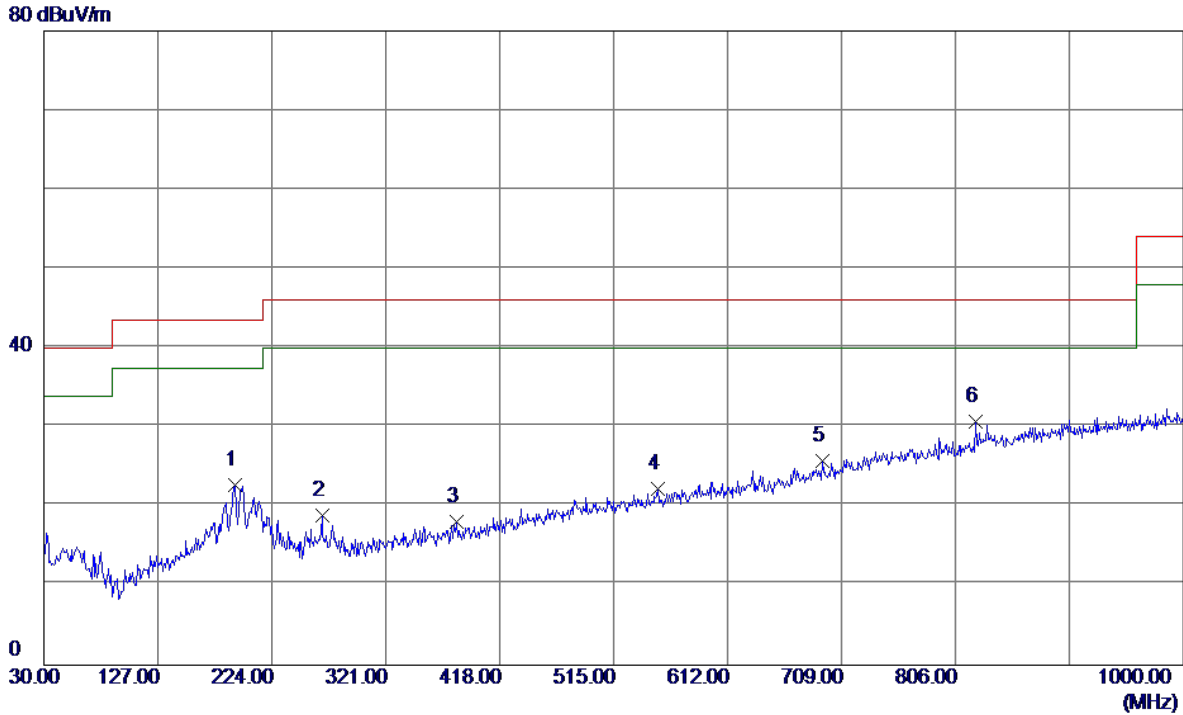


No.	Freq. MHz	Reading Level dBuV/m	Correct Factor dB	Measure ment dBuV/m	Limit dBuV/m	Margin dB	Detector	Comment
1 *	57.1600	39.57	-14.04	25.53	40.00	-14.47	Peak	
2	192.9600	33.71	-13.11	20.60	43.50	-22.90	Peak	
3	301.6000	29.42	-12.80	16.62	46.00	-29.38	Peak	
4	512.0900	30.50	-8.48	22.02	46.00	-23.98	Peak	
5	645.9500	30.49	-5.55	24.94	46.00	-21.06	Peak	
6	866.1400	30.29	0.33	30.62	46.00	-15.38	Peak	



Test Mode: UNII-2C/TX A Mode 5500MHz (Adapter: HUNTKEY)

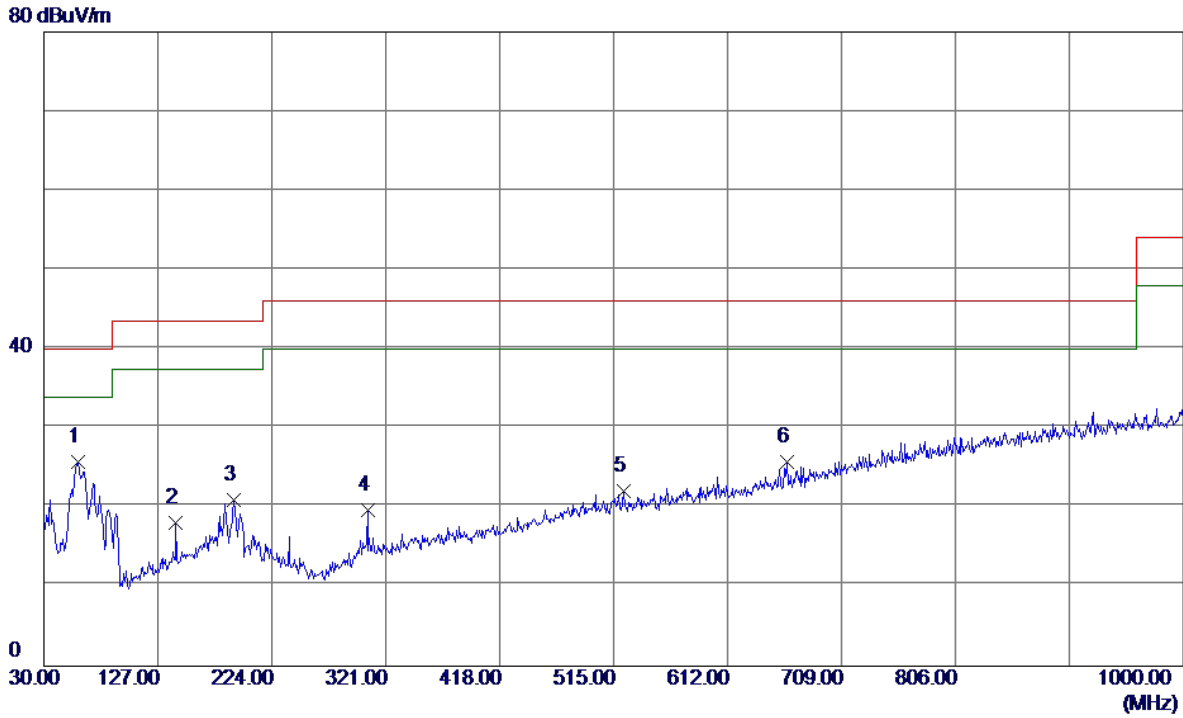
**Horizontal**



No.	Freq. MHz	Reading Level dBuV/m	Correct Factor dB	Measure ment dBuV/m	Limit dBuV/m	Margin dB	Detector	Comment
1	192.9600	35.88	-13.11	22.77	43.50	-20.73	Peak	
2	266.6800	34.65	-15.80	18.85	46.00	-27.15	Peak	
3	381.1400	29.61	-11.58	18.03	46.00	-27.97	Peak	
4	552.8300	29.93	-7.64	22.29	46.00	-23.71	Peak	
5	692.5100	29.89	-4.17	25.72	46.00	-20.28	Peak	
6 *	823.4600	31.46	-0.72	30.74	46.00	-15.26	Peak	

Test Mode: UNII-2C/TX A Mode 5700MHz (Adapter: HUNTKEY)

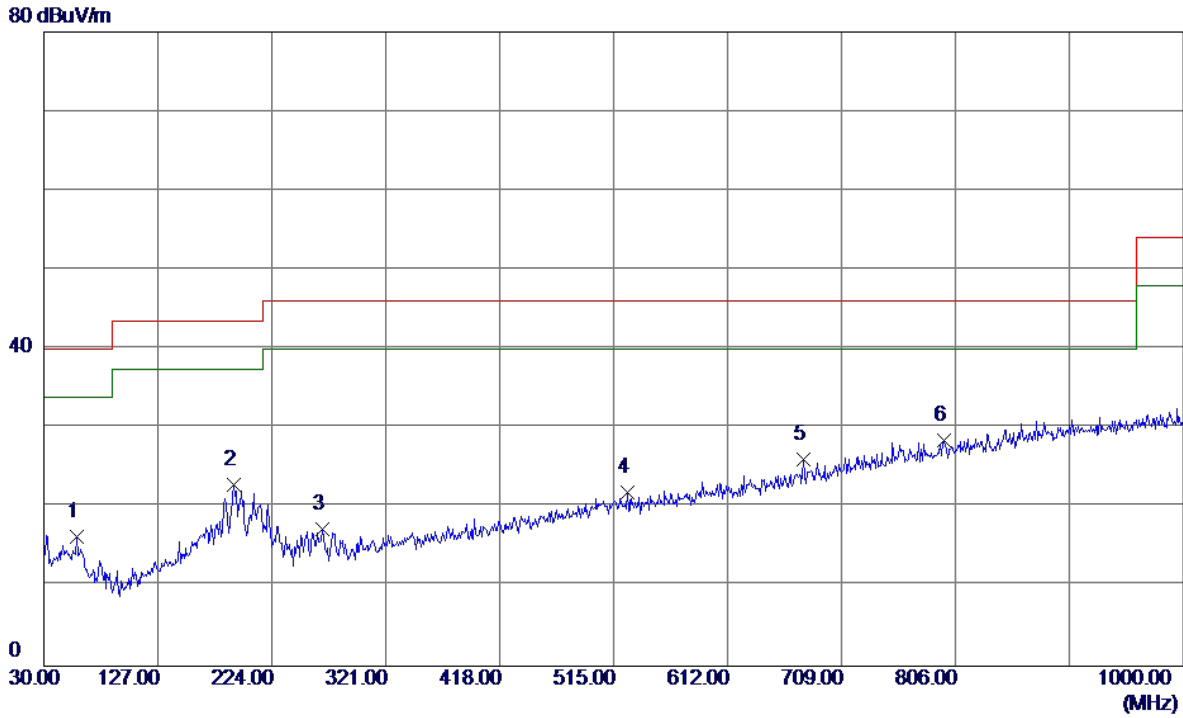
**Vertical**



No.	Freq. MHz	Reading Level dBuV/m	Correct Factor dB	Measure ment dBuV/m	Limit dBuV/m	Margin dB	Detector	Comment
1 *	59.1000	39.99	-14.22	25.77	40.00	-14.23	Peak	
2	142.5200	32.14	-14.04	18.10	43.50	-25.40	Peak	
3	191.9900	33.94	-13.03	20.91	43.50	-22.59	Peak	
4	305.4800	32.36	-12.73	19.63	46.00	-26.37	Peak	
5	523.7300	30.37	-8.24	22.13	46.00	-23.87	Peak	
6	662.4400	30.78	-5.09	25.69	46.00	-20.31	Peak	

Test Mode: UNII-2C/TX A Mode 5700MHz (Adapter: HUNTKEY)

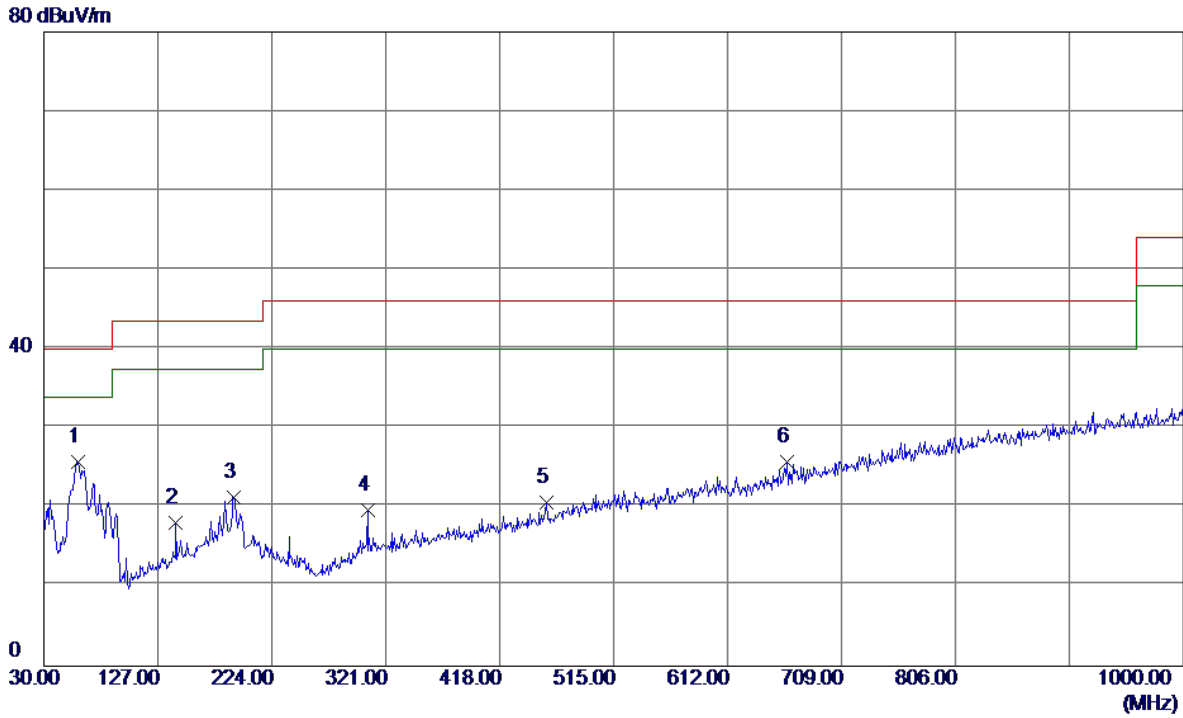
**Horizontal**



No.	Freq. MHz	Reading Level dBuV/m	Correct Factor dB	Measure ment dBuV/m	Limit dBuV/m	Margin dB	Detector	Comment
1	58.1300	30.38	-14.13	16.25	40.00	-23.75	Peak	
2	191.9900	35.86	-13.03	22.83	43.50	-20.67	Peak	
3	266.6800	33.14	-15.80	17.34	46.00	-28.66	Peak	
4	526.6400	30.12	-8.18	21.94	46.00	-24.06	Peak	
5	676.9900	30.79	-4.65	26.14	46.00	-19.86	Peak	
6 *	796.3000	29.86	-1.44	28.42	46.00	-17.58	Peak	

Test Mode: UNII-3/TX A Mode 5745MHz (Adapter: HUNTKEY)

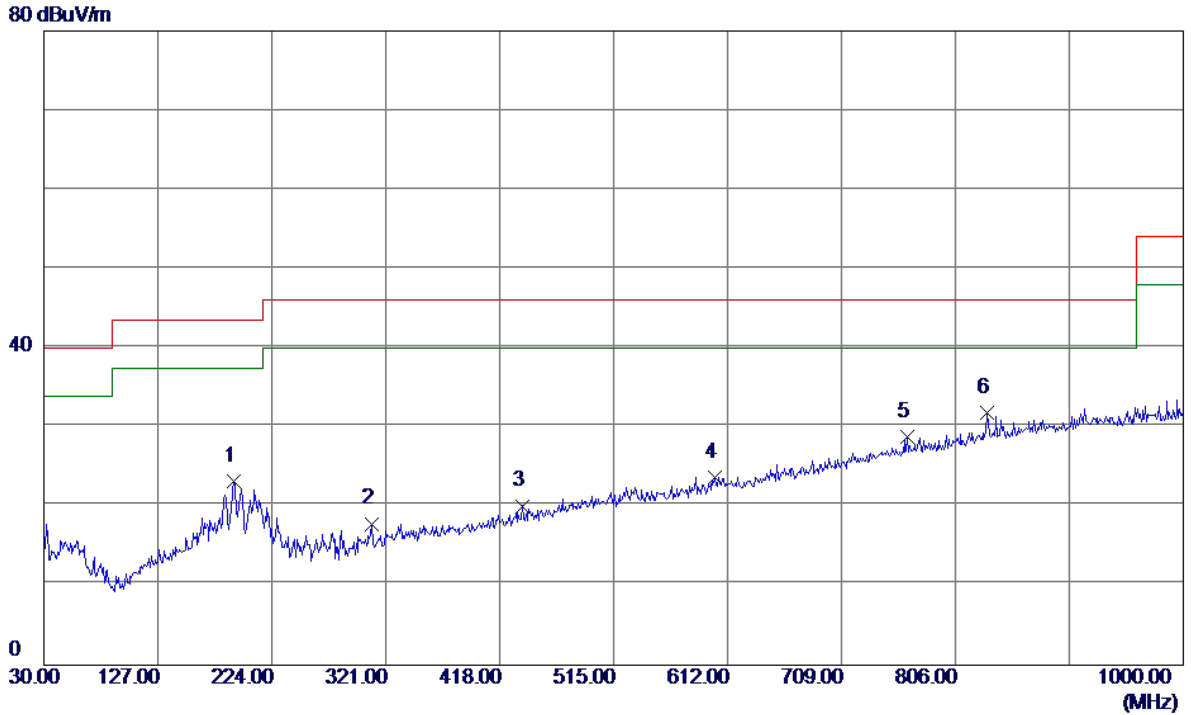
**Vertical**



No.	Freq. MHz	Reading Level dBuV/m	Correct Factor dB	Measure ment dBuV/m	Limit dBuV/m	Margin dB	Detector	Comment
1 *	59.1000	39.99	-14.22	25.77	40.00	-14.23	Peak	
2	142.5200	32.14	-14.04	18.10	43.50	-25.40	Peak	
3	191.9900	34.33	-13.03	21.30	43.50	-22.20	Peak	
4	305.4800	32.36	-12.73	19.63	46.00	-26.37	Peak	
5	457.7700	30.45	-9.75	20.70	46.00	-25.30	Peak	
6	662.4400	30.78	-5.09	25.69	46.00	-20.31	Peak	

Test Mode: UNII-3/TX A Mode 5745MHz(Adapter: HUNTKEY)

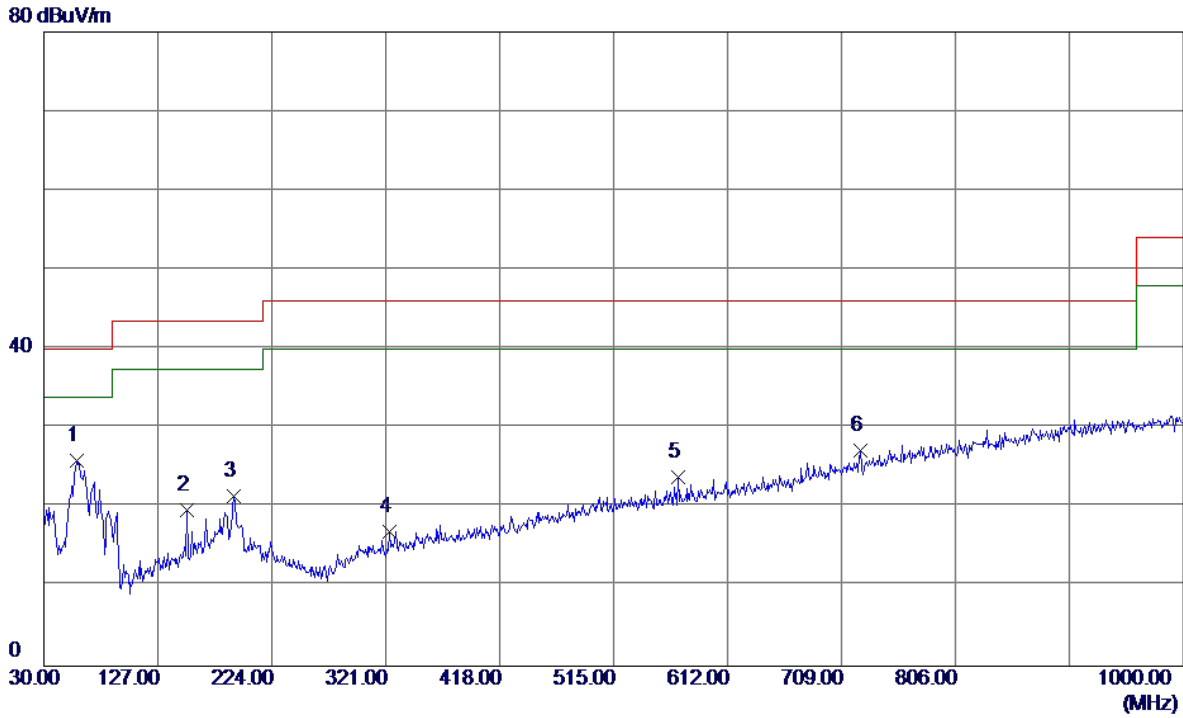
**Horizontal**



No.	Freq. MHz	Reading Level dBuV/m	Correct Factor dB	Measure ment dBuV/m	Limit dBuV/m	Margin dB	Detector	Comment
1	191.9900	36.28	-13.03	23.25	43.50	-20.25	Peak	
2	309.3599	30.51	-12.67	17.84	46.00	-28.16	Peak	
3	437.4000	30.38	-10.30	20.08	46.00	-25.92	Peak	
4	601.3300	30.08	-6.39	23.69	46.00	-22.31	Peak	
5	765.2600	30.89	-2.11	28.78	46.00	-17.22	Peak	
6 *	833.1599	32.37	-0.46	31.91	46.00	-14.09	Peak	

Test Mode: UNII-3/TX A Mode 5825MHz (Adapter: HUNTKEY)

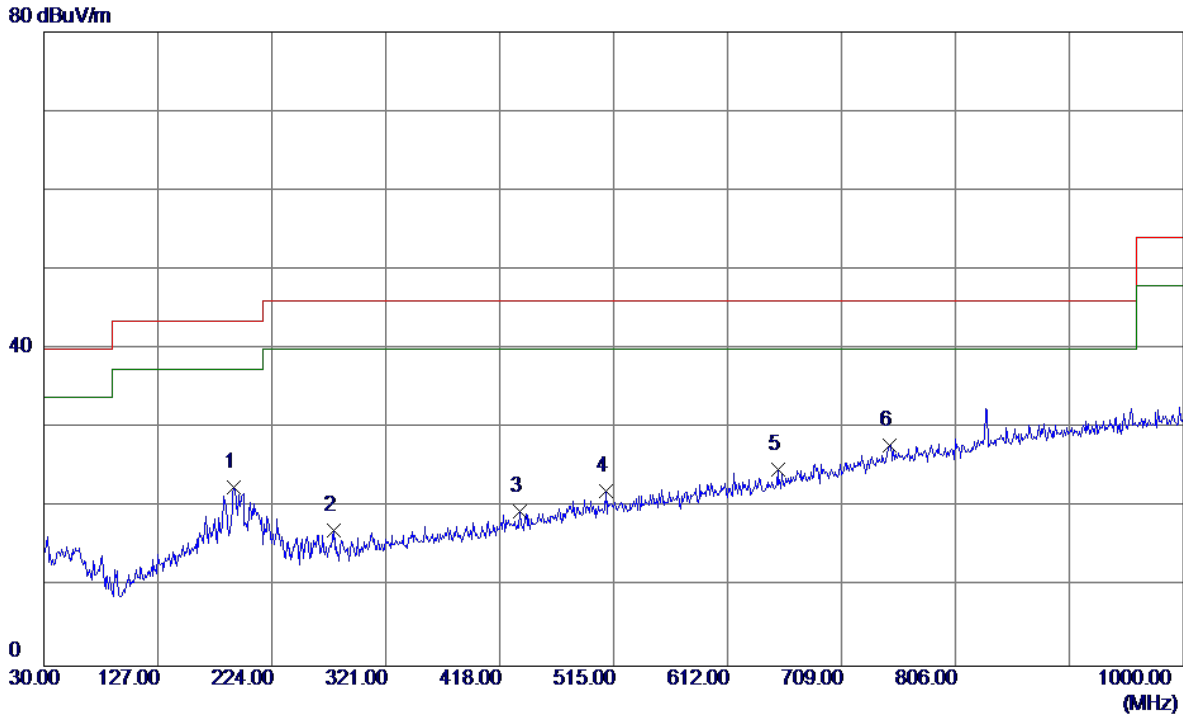
Vertical



No.	Freq. MHz	Reading Level dBuV/m	Correct Factor dB	Measure ment dBuV/m	Limit dBuV/m	Margin dB	Detector	Comment
1 *	58.1300	40.07	-14.13	25.94	40.00	-14.06	Peak	
2	152.2200	33.14	-13.39	19.75	43.50	-23.75	Peak	
3	191.9900	34.40	-13.03	21.37	43.50	-22.13	Peak	
4	323.9100	29.40	-12.41	16.99	46.00	-29.01	Peak	
5	570.2900	30.98	-7.19	23.79	46.00	-22.21	Peak	
6	725.4900	30.37	-3.18	27.19	46.00	-18.81	Peak	

Test Mode: UNII-3/TX A Mode 5825MHz (Adapter: HUNTKEY)

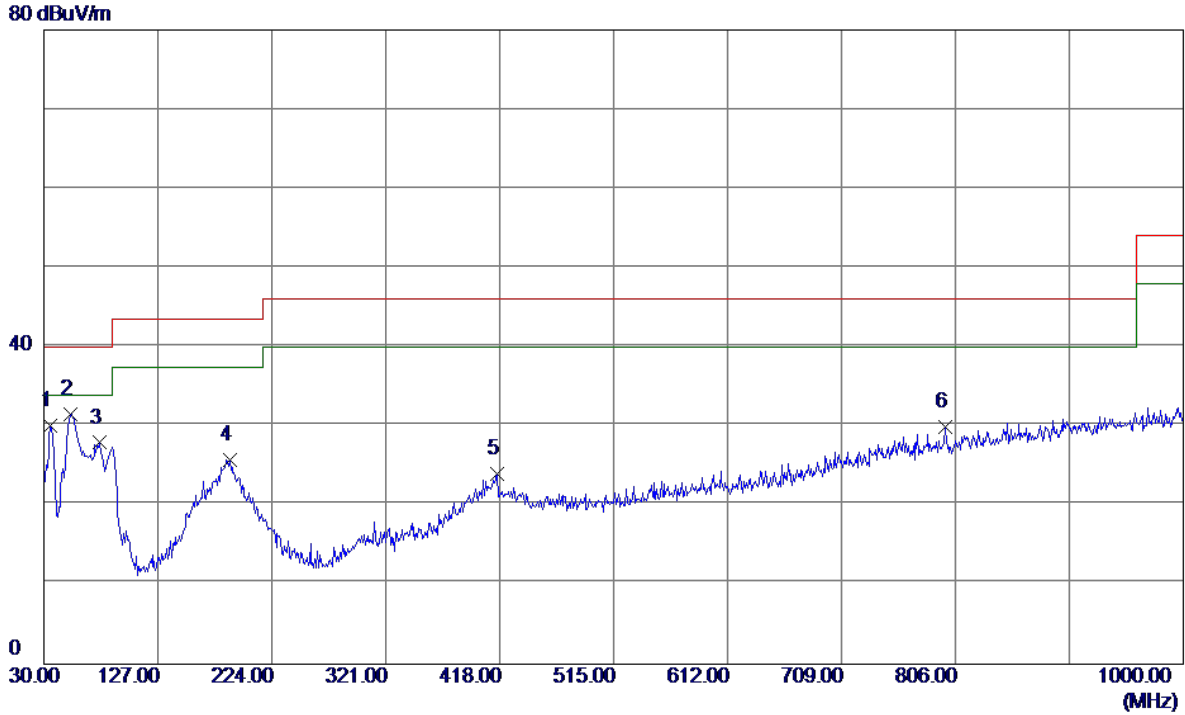
**Horizontal**



No.	Freq. MHz	Reading Level dBuV/m	Correct Factor dB	Measure ment dBuV/m	Limit dBuV/m	Margin dB	Detector	Comment
1	191.9900	35.61	-13.03	22.58	43.50	-20.92	Peak	
2	276.3800	32.31	-15.16	17.15	46.00	-28.85	Peak	
3	435.4600	29.87	-10.35	19.52	46.00	-26.48	Peak	
4	508.2100	30.60	-8.56	22.04	46.00	-23.96	Peak	
5	654.6800	30.16	-5.33	24.83	46.00	-21.17	Peak	
6 *	749.7400	30.31	-2.45	27.86	46.00	-18.14	Peak	

Test Mode: UNII-1/TX A Mode 5180MHz(Adapter: Salcomp)

**Vertical**

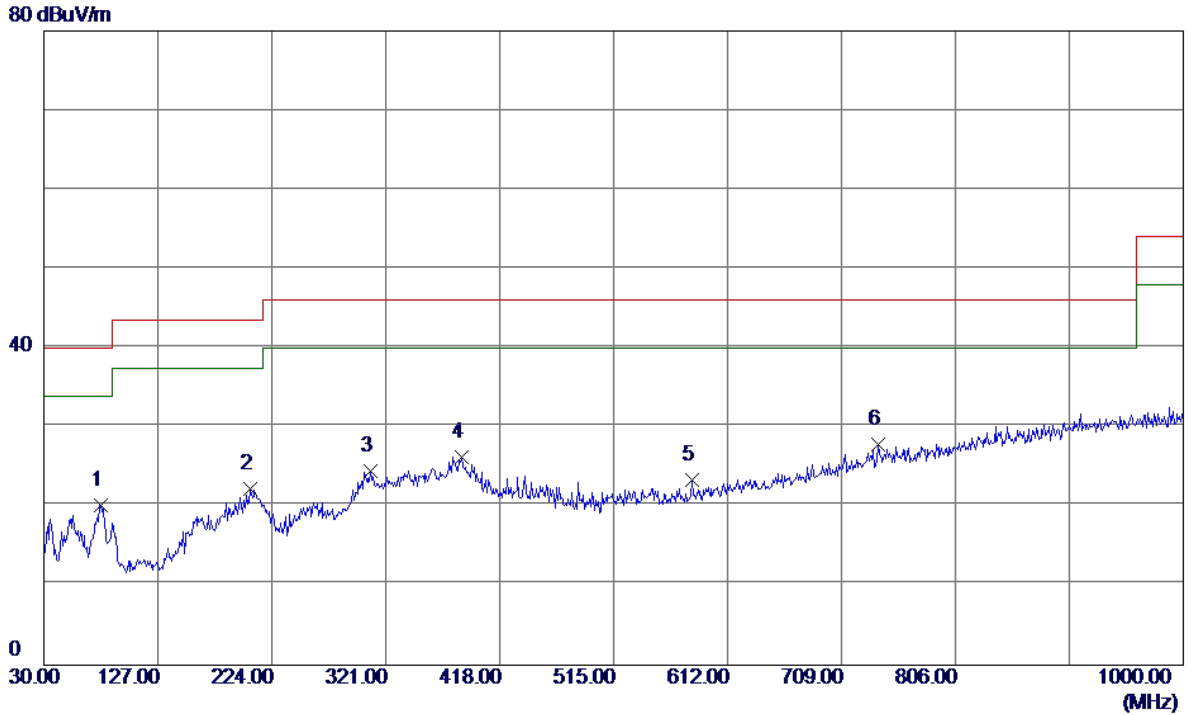


No.	Freq. MHz	Reading Level dBuV/m	Correct Factor dB	Measure ment dBuV/m	Limit dBuV/m	Margin dB	Detector	Comment
1	35.8200	44.56	-14.51	30.05	40.00	-9.95	Peak	
2 *	52.3100	45.31	-13.79	31.52	40.00	-8.48	Peak	
3	77.5300	45.59	-17.67	27.92	40.00	-12.08	Peak	
4	188.1100	38.38	-12.69	25.69	43.50	-17.81	Peak	
5	416.0600	34.89	-10.90	23.99	46.00	-22.01	Peak	
6	797.2700	31.34	-1.42	29.92	46.00	-16.08	Peak	



Test Mode: UNII-1/TX A Mode 5180MHz(Adapter: Salcomp)

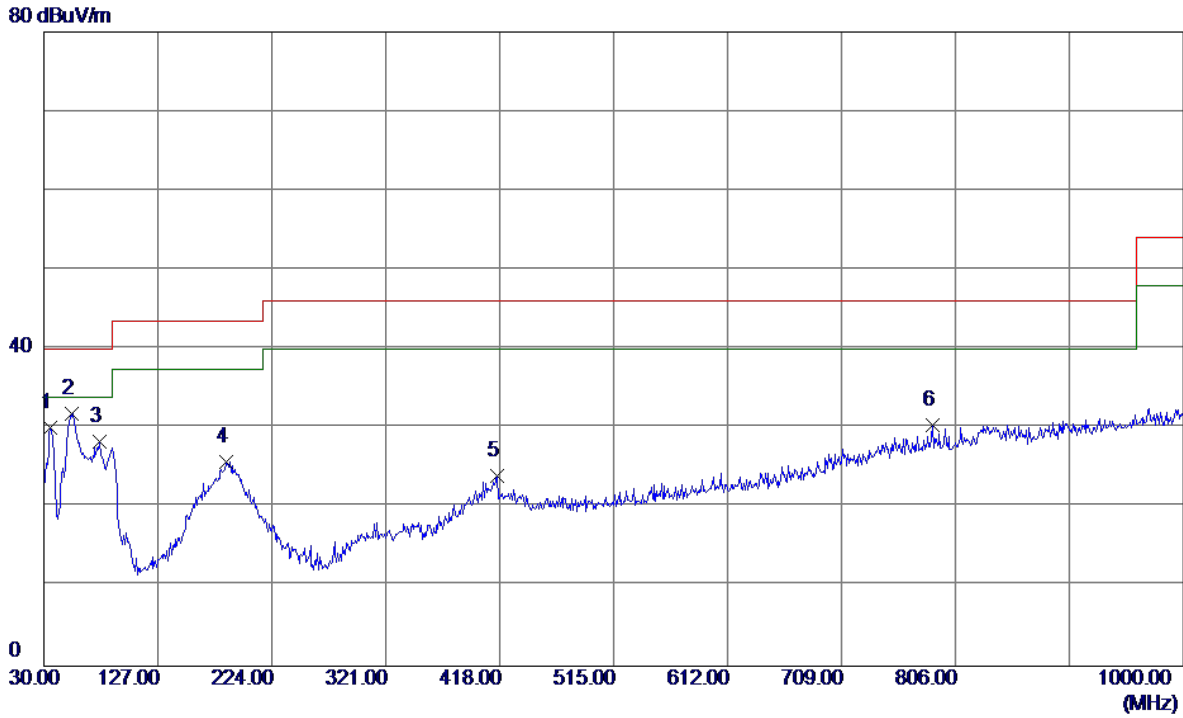
**Horizontal**



No.	Freq. MHz	Reading Level dBuV/m	Correct Factor dB	Measure ment dBuV/m	Limit dBuV/m	Margin dB	Detector	Comment
1	78.5000	38.11	-17.89	20.22	40.00	-19.78	Peak	
2	205.5700	36.11	-13.88	22.23	43.50	-21.27	Peak	
3	308.3900	37.09	-12.68	24.41	46.00	-21.59	Peak	
4	385.9900	37.74	-11.53	26.21	46.00	-19.79	Peak	
5	581.9300	30.32	-6.89	23.43	46.00	-22.57	Peak	
6 *	740.0400	30.57	-2.74	27.83	46.00	-18.17	Peak	

Test Mode: UNII-1/TX A Mode 5240MHz(Adapter: Salcomp)

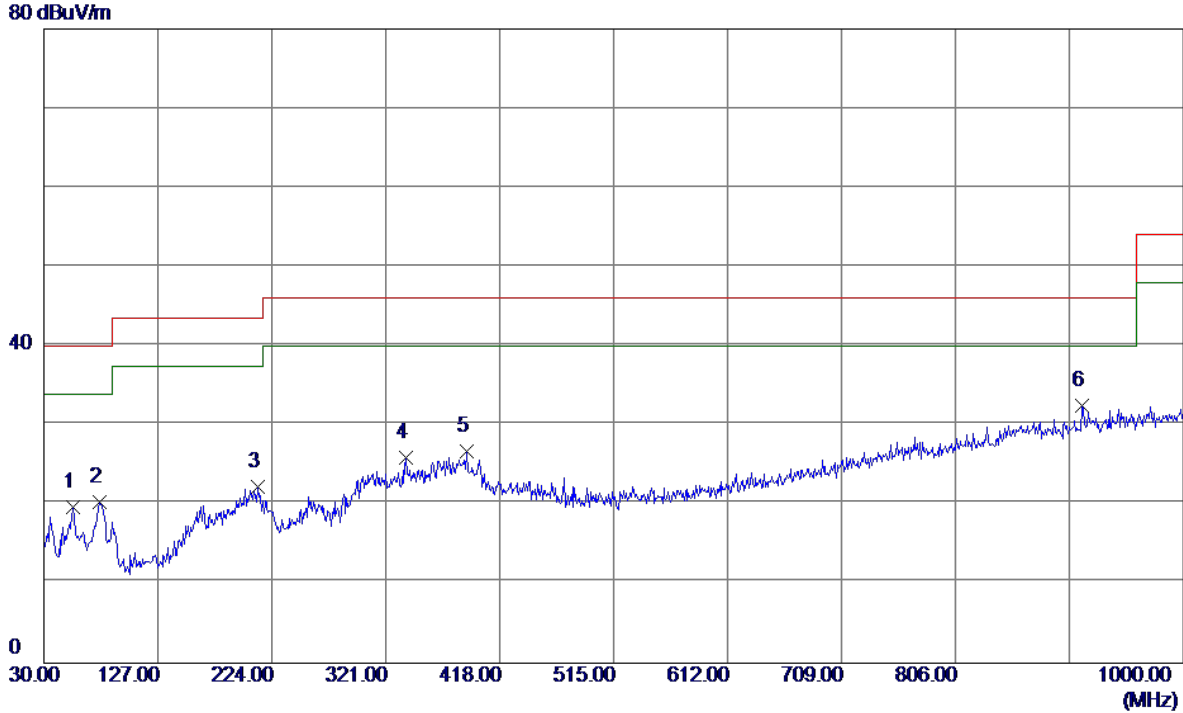
**Vertical**



No.	Freq. MHz	Reading Level dBuV/m	Correct Factor dB	Measure ment dBuV/m	Limit dBuV/m	Margin dB	Detector	Comment
1	35.8200	44.56	-14.51	30.05	40.00	-9.95	Peak	
2 *	53.2800	45.68	-13.88	31.80	40.00	-8.20	Peak	
3	77.5300	45.98	-17.67	28.31	40.00	-11.69	Peak	
4	185.2000	38.22	-12.46	25.76	43.50	-17.74	Peak	
5	416.0600	34.89	-10.90	23.99	46.00	-22.01	Peak	
6	786.6000	32.06	-1.65	30.41	46.00	-15.59	Peak	

Test Mode: UNII-1/TX A Mode 5240MHz(Adapter: Salcomp)

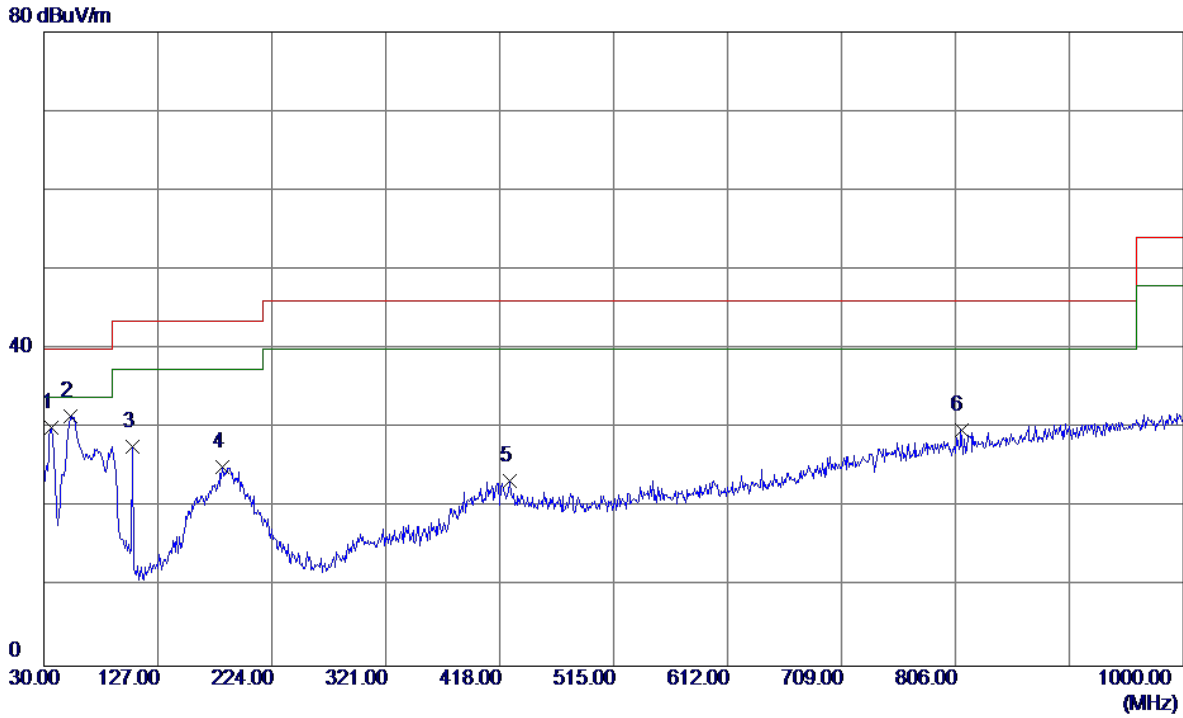
**Horizontal**



No.	Freq. MHz	Reading Level dBuV/m	Correct Factor dB	Measure ment dBuV/m	Limit dBuV/m	Margin dB	Detector	Comment
1	55.2200	33.59	-13.94	19.65	40.00	-20.35	Peak	
2	77.5300	37.99	-17.67	20.32	40.00	-19.68	Peak	
3	212.3600	36.24	-13.96	22.28	43.50	-21.22	Peak	
4	338.4600	38.13	-12.16	25.97	46.00	-20.03	Peak	
5	389.8700	38.19	-11.48	26.71	46.00	-19.29	Peak	
6 *	913.6700	31.18	1.29	32.47	46.00	-13.53	Peak	

Test Mode: UNII-2A/TX A Mode 5260MHz(Adapter: Salcomp)

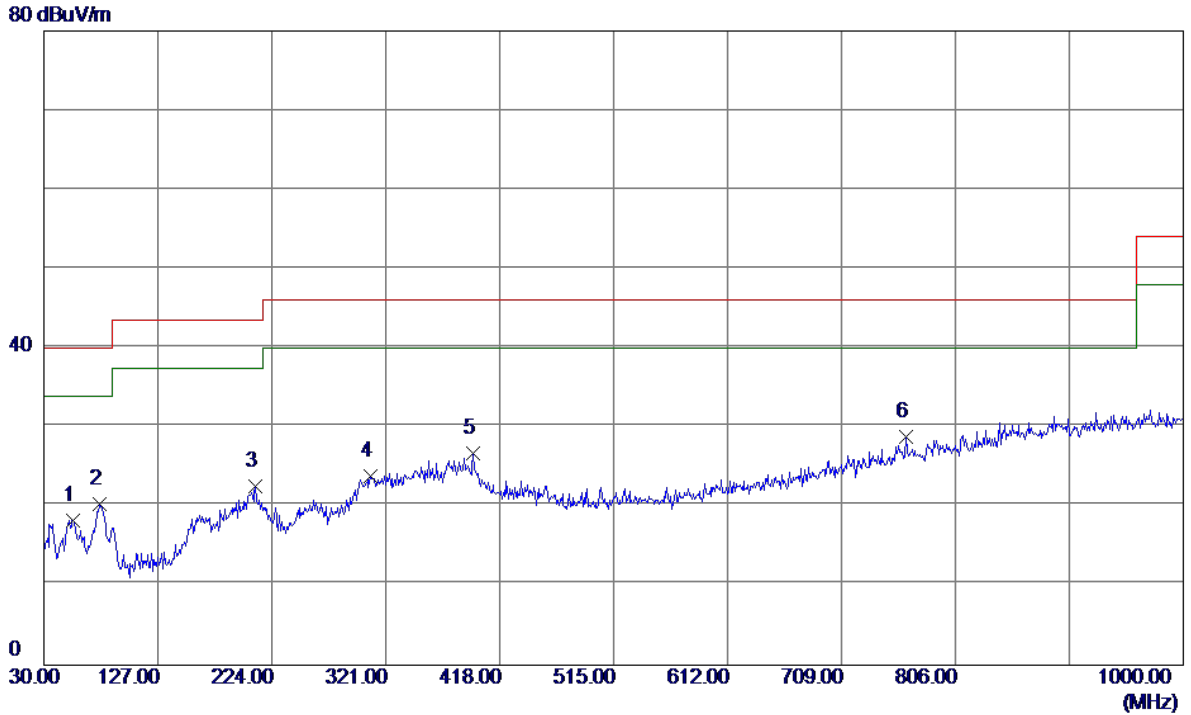
**Vertical**



No.	Freq. MHz	Reading Level dBuV/m	Correct Factor dB	Measure ment dBuV/m	Limit dBuV/m	Margin dB	Detector	Comment
1	36.7900	44.43	-14.41	30.02	40.00	-9.98	Peak	
2 *	52.3100	45.30	-13.79	31.51	40.00	-8.49	Peak	
3	105.6600	44.49	-16.75	27.74	43.50	-15.76	Peak	
4	182.2899	37.29	-12.22	25.07	43.50	-18.43	Peak	
5	426.7300	34.02	-10.60	23.42	46.00	-22.58	Peak	
6	810.8500	30.82	-1.07	29.75	46.00	-16.25	Peak	

Test Mode: UNII-2A/TX A Mode 5260MHz(Adapter: Salcomp)

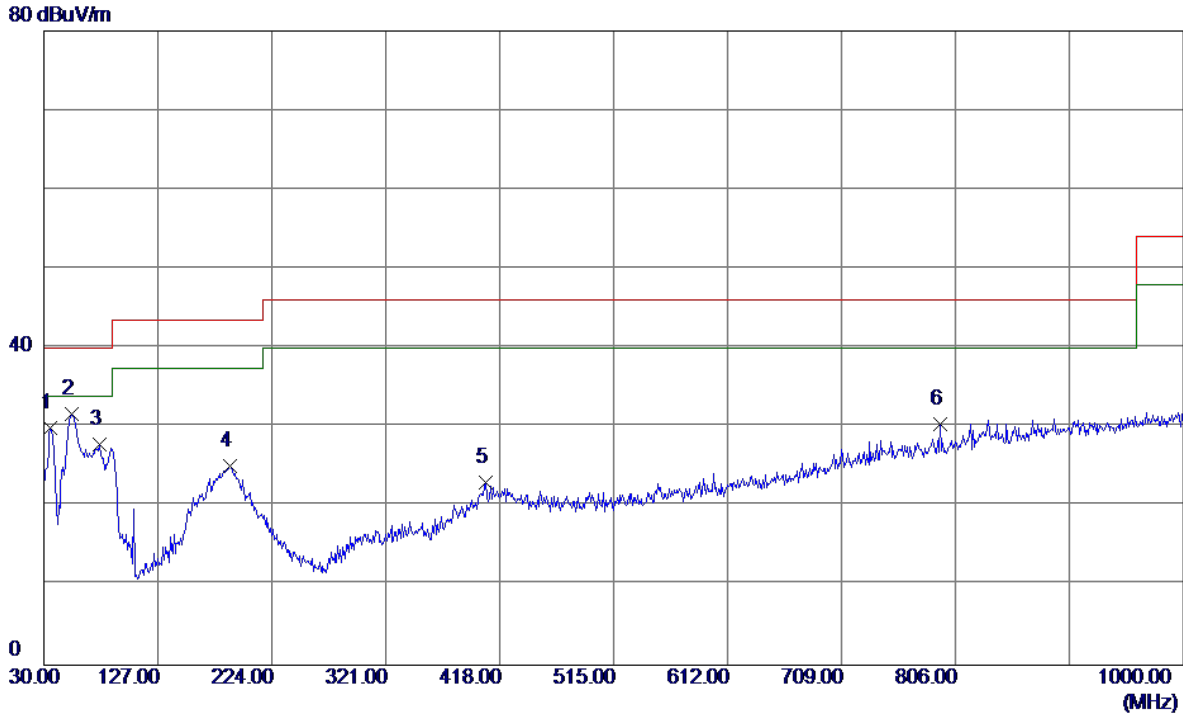
**Horizontal**



No.	Freq. MHz	Reading Level dBuV/m	Correct Factor dB	Measure ment dBuV/m	Limit dBuV/m	Margin dB	Detector	Comment
1	55.2200	32.19	-13.94	18.25	40.00	-21.75	Peak	
2	77.5300	37.92	-17.67	20.25	40.00	-19.75	Peak	
3	210.4200	36.60	-13.97	22.63	43.50	-20.87	Peak	
4	308.3900	36.55	-12.68	23.87	46.00	-22.13	Peak	
5	395.6900	38.08	-11.41	26.67	46.00	-19.33	Peak	
6 *	764.2900	30.88	-2.13	28.75	46.00	-17.25	Peak	

Test Mode: UNII-2A/TX A Mode 5320MHz(Adapter: Salcomp)

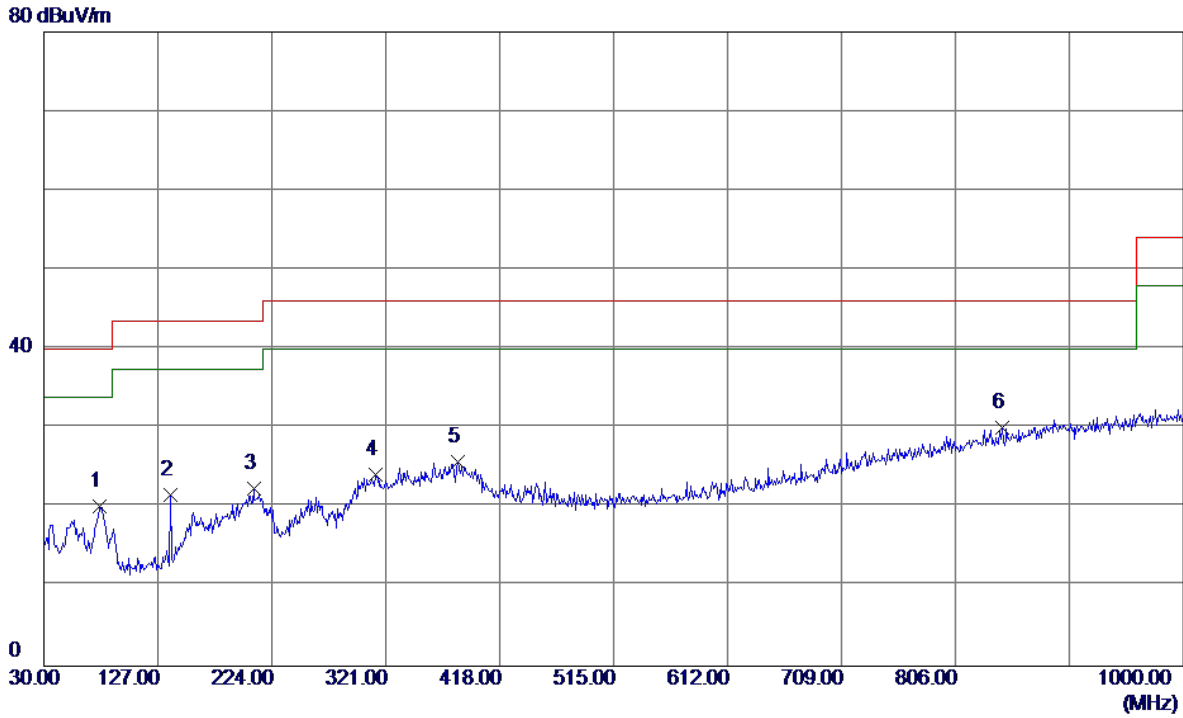
**Vertical**



No.	Freq. MHz	Reading Level dBuV/m	Correct Factor dB	Measure ment dBuV/m	Limit dBuV/m	Margin dB	Detector	Comment
1	35.8200	44.45	-14.51	29.94	40.00	-10.06	Peak	
2 *	53.2800	45.63	-13.88	31.75	40.00	-8.25	Peak	
3	77.5300	45.58	-17.67	27.91	40.00	-12.09	Peak	
4	188.1100	37.79	-12.69	25.10	43.50	-18.40	Peak	
5	406.3599	34.25	-11.18	23.07	46.00	-22.93	Peak	
6	793.3900	31.86	-1.50	30.36	46.00	-15.64	Peak	

Test Mode: UNII-2A/TX A Mode 5320MHz(Adapter: Salcomp)

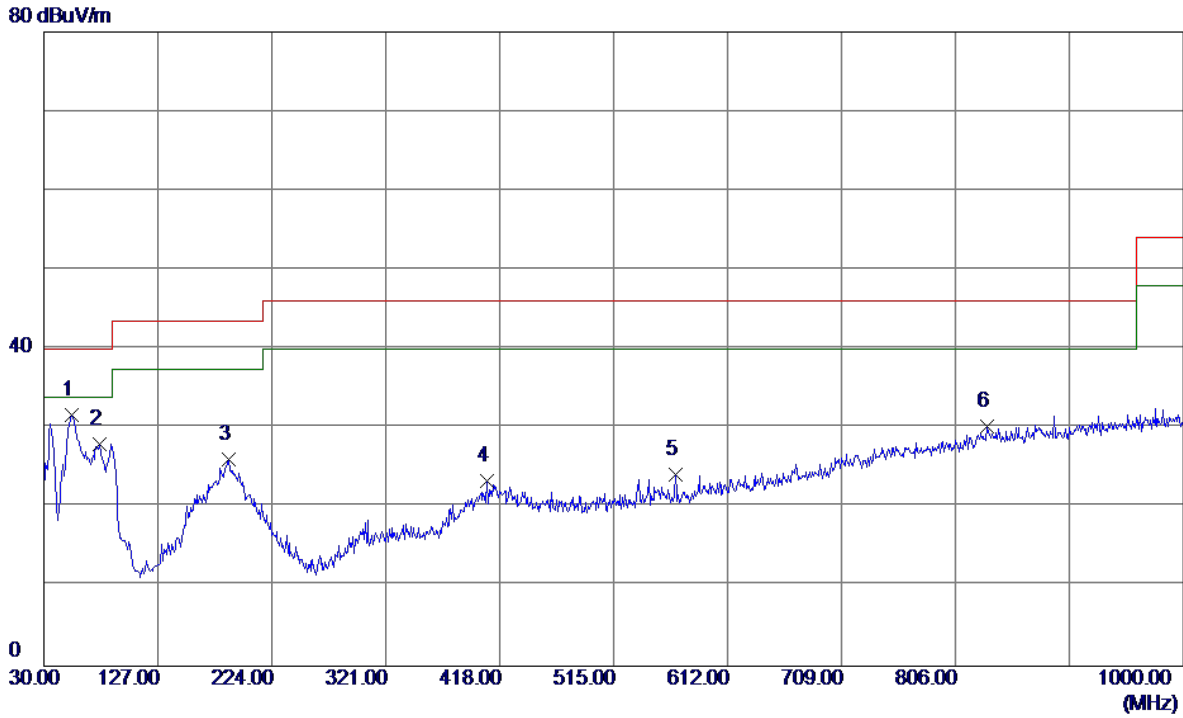
**Horizontal**



No.	Freq. MHz	Reading Level dBuV/m	Correct Factor dB	Measure ment dBuV/m	Limit dBuV/m	Margin dB	Detector	Comment
1	77.5300	37.90	-17.67	20.23	40.00	-19.77	Peak	
2	137.6700	35.86	-14.33	21.53	43.50	-21.97	Peak	
3	208.4800	36.29	-13.94	22.35	43.50	-21.15	Peak	
4	312.2700	36.83	-12.62	24.21	46.00	-21.79	Peak	
5	382.1099	37.30	-11.57	25.73	46.00	-20.27	Peak	
6 *	845.7700	30.17	-0.12	30.05	46.00	-15.95	Peak	

Test Mode: UNII-2C/TX A Mode 5500MHz(Adapter: Salcomp)

**Vertical**

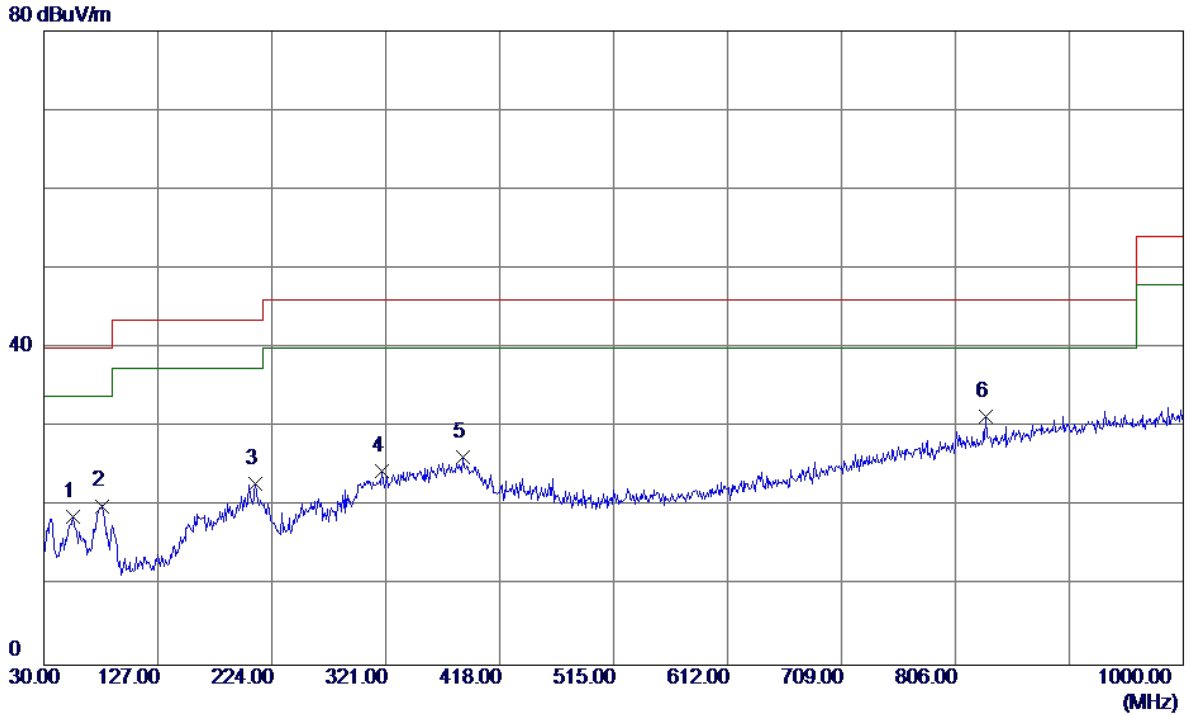


No.	Freq. MHz	Reading Level dBuV/m	Correct Factor dB	Measure ment dBuV/m	Limit dBuV/m	Margin dB	Detector	Comment
1 *	53.2800	45.49	-13.88	31.61	40.00	-8.39	Peak	
2	77.5300	45.70	-17.67	28.03	40.00	-11.97	Peak	
3	187.1400	38.70	-12.61	26.09	43.50	-17.41	Peak	
4	407.3299	34.58	-11.15	23.43	46.00	-22.57	Peak	
5	567.3800	31.39	-7.26	24.13	46.00	-21.87	Peak	
6	833.1599	30.68	-0.46	30.22	46.00	-15.78	Peak	



Test Mode: UNII-2C/TX A Mode 5500MHz(Adapter: Salcomp)

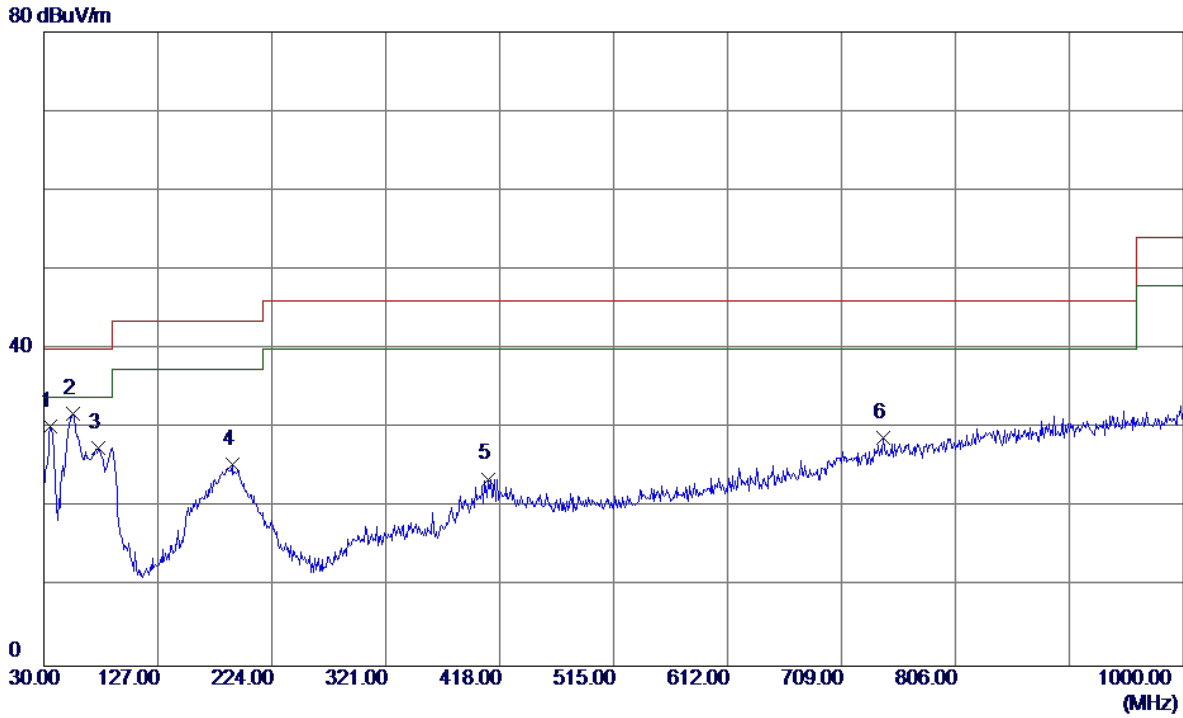
**Horizontal**



No.	Freq. MHz	Reading Level dBuV/m	Correct Factor dB	Measure ment dBuV/m	Limit dBuV/m	Margin dB	Detector	Comment
1	55.2200	32.63	-13.94	18.69	40.00	-21.31	Peak	
2	79.4700	38.20	-18.12	20.08	40.00	-19.92	Peak	
3	210.4200	36.86	-13.97	22.89	43.50	-20.61	Peak	
4	318.0900	37.01	-12.51	24.50	46.00	-21.50	Peak	
5	386.9600	37.70	-11.52	26.18	46.00	-19.82	Peak	
6 *	832.1900	31.78	-0.48	31.30	46.00	-14.70	Peak	

Test Mode: UNII-2C/TX A Mode 5700MHz(Adapter: Salcomp)

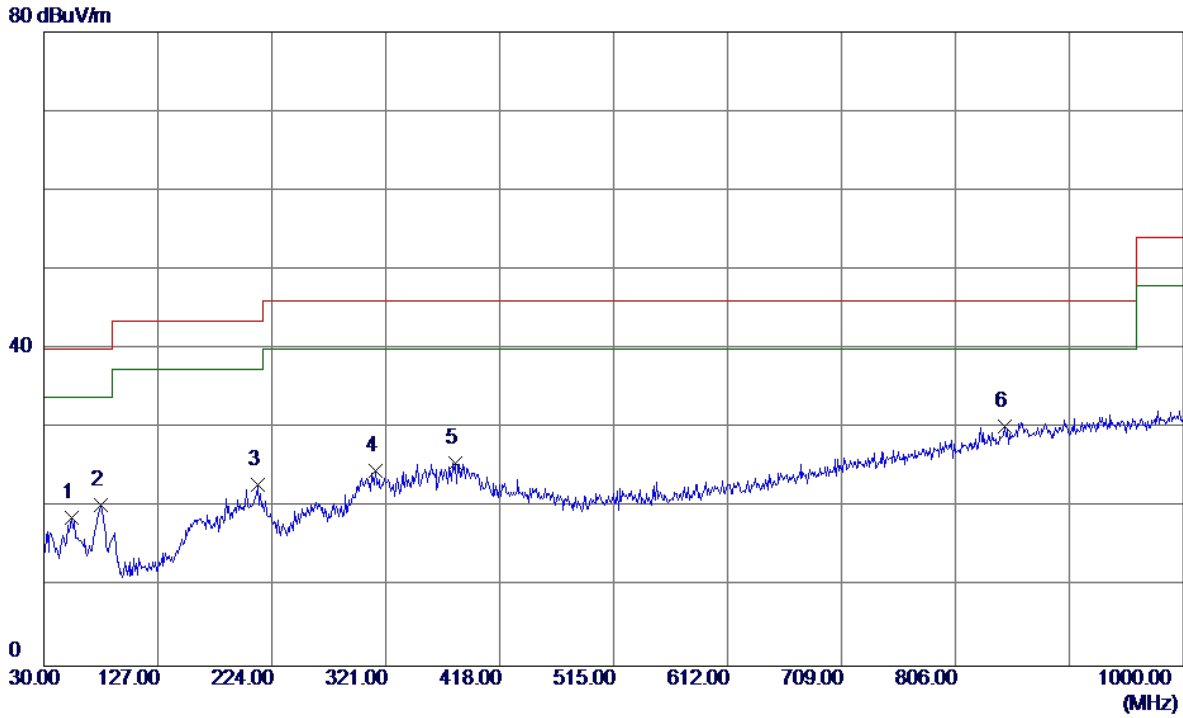
**Vertical**



No.	Freq. MHz	Reading Level dBuV/m	Correct Factor dB	Measure ment dBuV/m	Limit dBuV/m	Margin dB	Detector	Comment
1	35.8200	44.78	-14.51	30.27	40.00	-9.73	Peak	
2 *	55.2200	45.76	-13.94	31.82	40.00	-8.18	Peak	
3	76.5600	44.95	-17.44	27.51	40.00	-12.49	Peak	
4	190.0500	38.30	-12.85	25.45	43.50	-18.05	Peak	
5	408.3000	34.72	-11.12	23.60	46.00	-22.40	Peak	
6	744.8900	31.41	-2.60	28.81	46.00	-17.19	Peak	

Test Mode: UNII-2C/TX A Mode 5700MHz(Adapter: Salcomp)

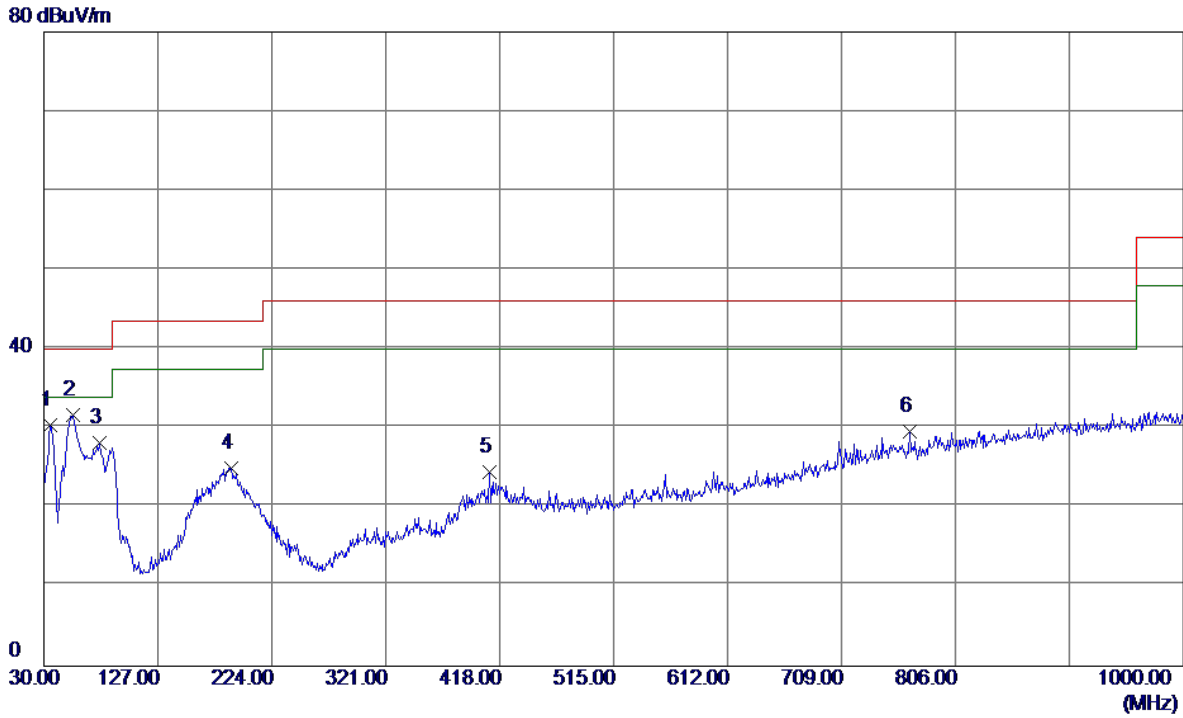
**Horizontal**



No.	Freq. MHz	Reading Level dBuV/m	Correct Factor dB	Measure ment dBuV/m	Limit dBuV/m	Margin dB	Detector	Comment
1	53.2800	32.63	-13.88	18.75	40.00	-21.25	Peak	
2	78.5000	38.18	-17.89	20.29	40.00	-19.71	Peak	
3	212.3600	36.77	-13.96	22.81	43.50	-20.69	Peak	
4	312.2700	37.25	-12.62	24.63	46.00	-21.37	Peak	
5	380.1700	37.26	-11.60	25.66	46.00	-20.34	Peak	
6 *	847.7100	30.25	-0.06	30.19	46.00	-15.81	Peak	

Test Mode: UNII-3/TX A Mode 5745MHz(Adapter: Salcomp)

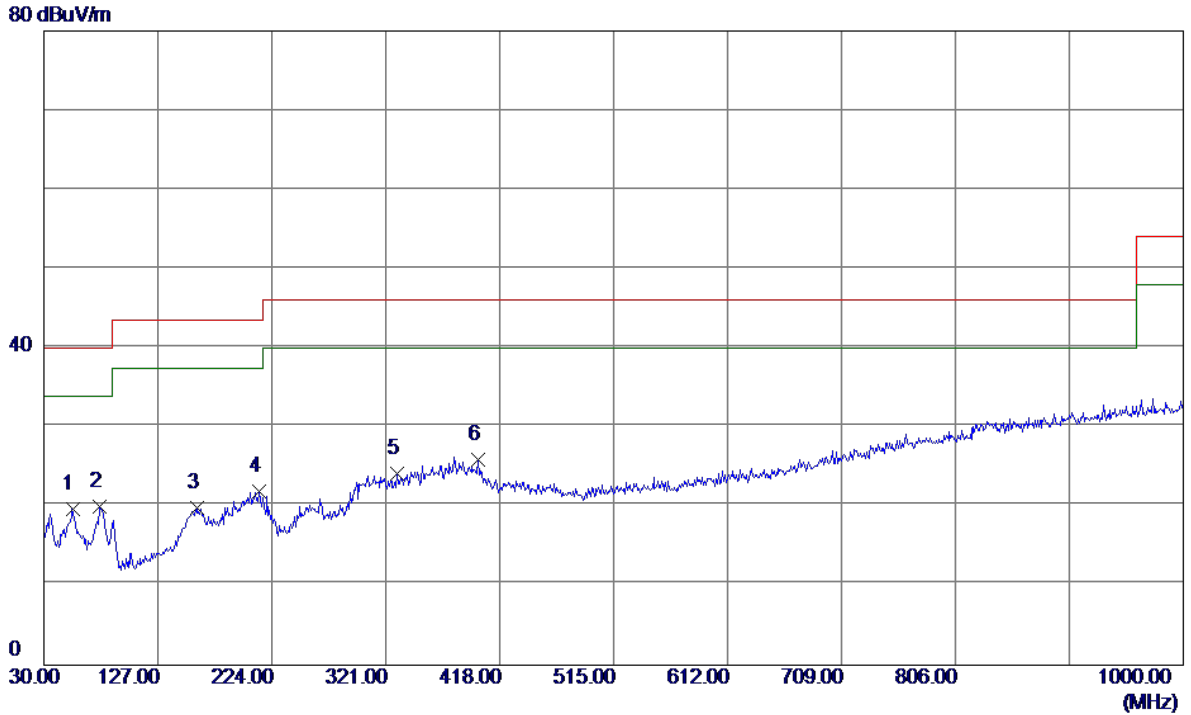
**Vertical**



No.	Freq. MHz	Reading Level dBuV/m	Correct Factor dB	Measure ment dBuV/m	Limit dBuV/m	Margin dB	Detector	Comment
1	35.8200	44.84	-14.51	30.33	40.00	-9.67	Peak	
2 *	55.2200	45.57	-13.94	31.63	40.00	-8.37	Peak	
3	77.5300	45.82	-17.67	28.15	40.00	-11.85	Peak	
4	189.0800	37.80	-12.77	25.03	43.50	-18.47	Peak	
5	409.2700	35.53	-11.10	24.43	46.00	-21.57	Peak	
6	767.2000	31.60	-2.07	29.53	46.00	-16.47	Peak	

Test Mode: UNII-3/TX A Mode 5745MHz(Adapter: Salcomp)

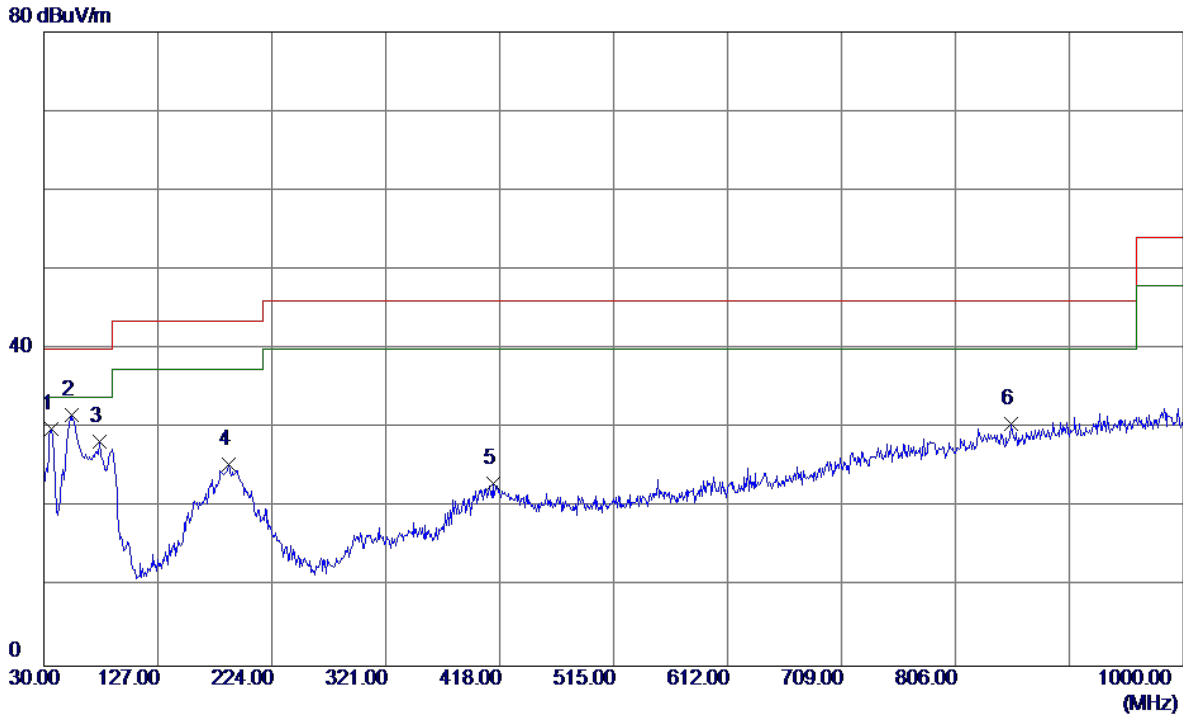
**Horizontal**



No.	Freq. MHz	Reading Level dBuV/m	Correct Factor dB	Measure ment dBuV/m	Limit dBuV/m	Margin dB	Detector	Comment
1	54.2500	33.66	-13.95	19.71	40.00	-20.29	Peak	
2 *	77.5300	37.66	-17.67	19.99	40.00	-20.01	Peak	
3	159.9800	32.72	-12.93	19.79	43.50	-23.71	Peak	
4	213.3300	35.82	-13.95	21.87	43.50	-21.63	Peak	
5	330.7000	36.48	-12.29	24.19	46.00	-21.81	Peak	
6	399.5700	37.27	-11.37	25.90	46.00	-20.10	Peak	

Test Mode: UNII-3/TX A Mode 5825MHz(Adapter: Salcomp)

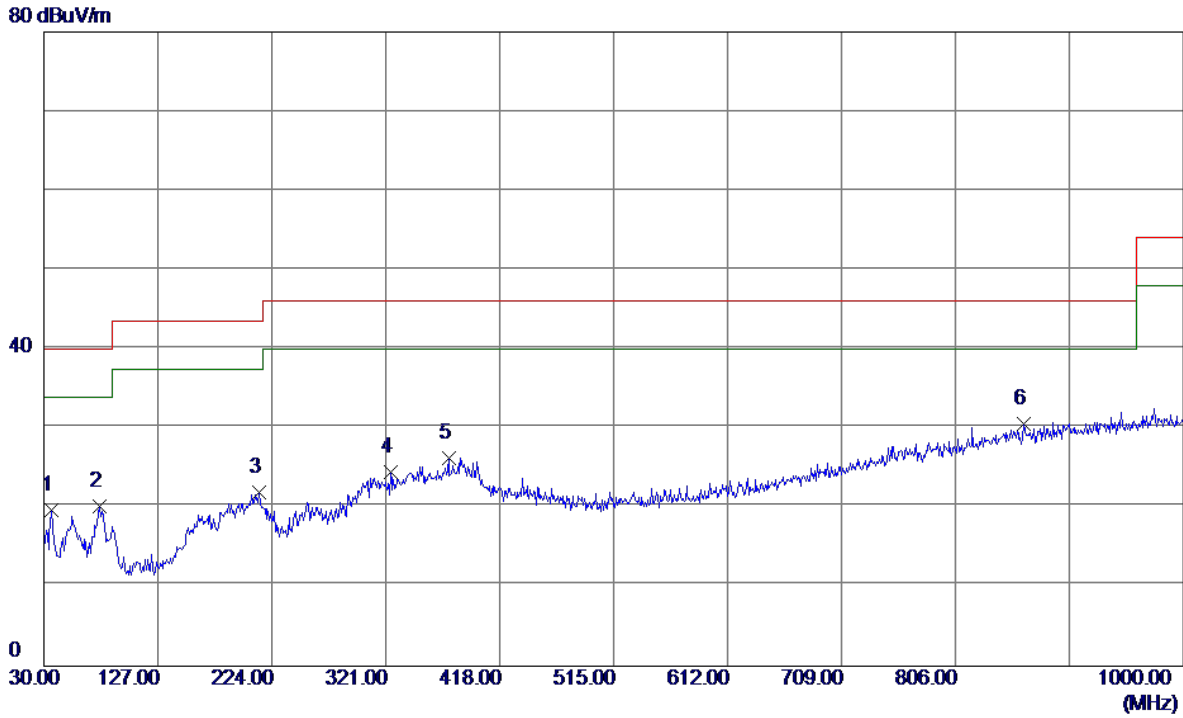
Vertical



No.	Freq. MHz	Reading Level dBuV/m	Correct Factor dB	Measure ment dBuV/m	Limit dBuV/m	Margin dB	Detector	Comment
1	36.7900	44.35	-14.41	29.94	40.00	-10.06	Peak	
2 *	53.2800	45.62	-13.88	31.74	40.00	-8.26	Peak	
3	77.5300	45.97	-17.67	28.30	40.00	-11.70	Peak	
4	187.1400	37.99	-12.61	25.38	43.50	-18.12	Peak	
5	412.1800	34.04	-11.01	23.03	46.00	-22.97	Peak	
6	853.5300	30.54	0.07	30.61	46.00	-15.39	Peak	

Test Mode: UNII-3/TX A Mode 5825MHz(Adapter: Salcomp)

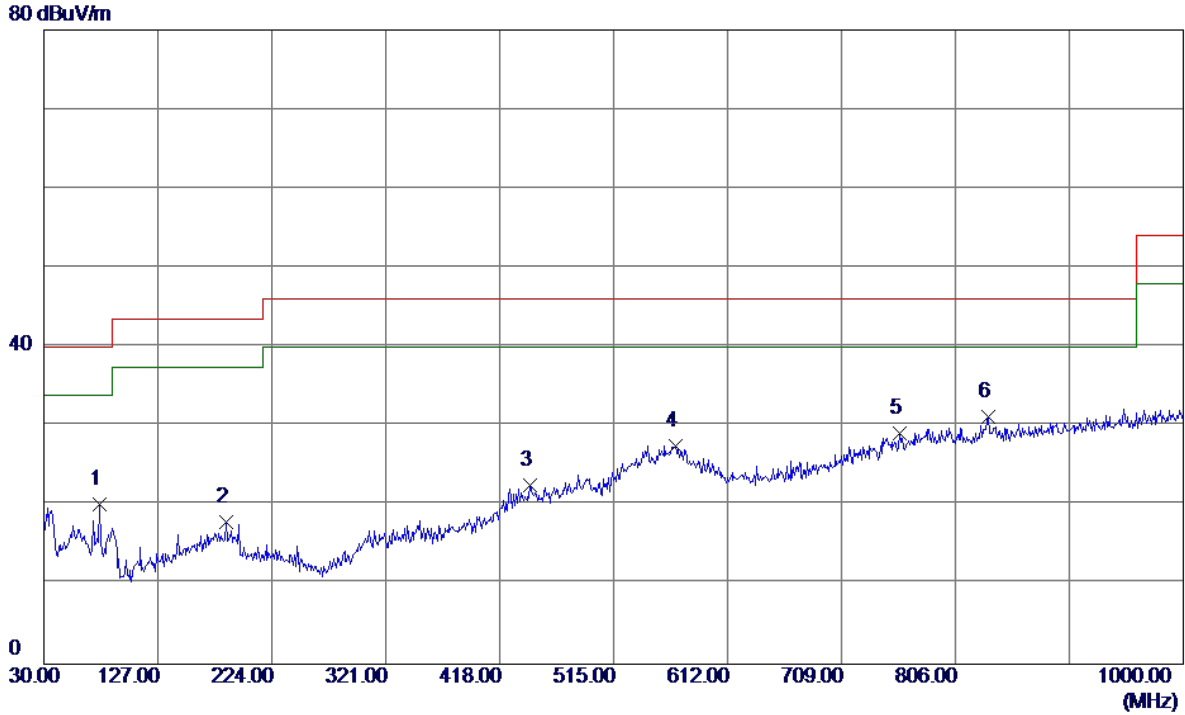
**Horizontal**



No.	Freq. MHz	Reading Level dBuV/m	Correct Factor dB	Measure ment dBuV/m	Limit dBuV/m	Margin dB	Detector	Comment
1	36.7900	34.10	-14.41	19.69	40.00	-20.31	Peak	
2	77.5300	37.79	-17.67	20.12	40.00	-19.88	Peak	
3	213.3300	35.81	-13.95	21.86	43.50	-21.64	Peak	
4	324.8800	36.85	-12.39	24.46	46.00	-21.54	Peak	
5	374.3500	37.90	-11.67	26.23	46.00	-19.77	Peak	
6 *	864.2000	30.28	0.29	30.57	46.00	-15.43	Peak	

Test Mode: UNII-1/TX A Mode 5180MHz (Adapter: PHITEK)

**Vertical**

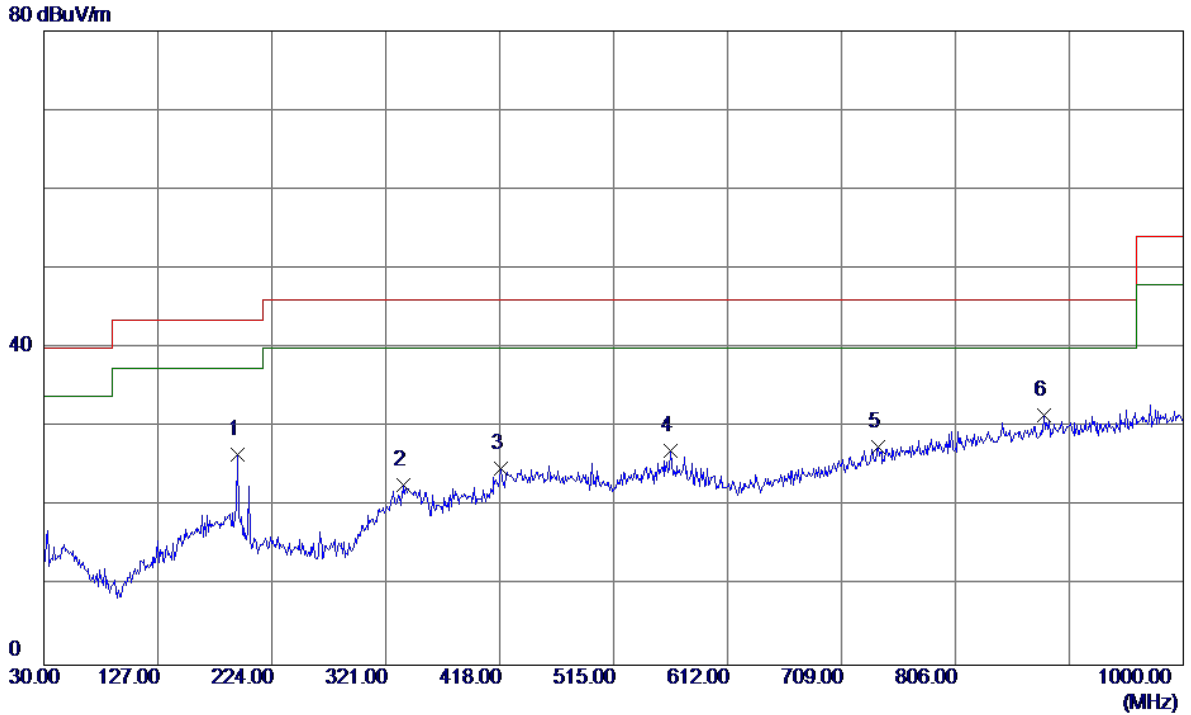


No.	Freq. MHz	Reading Level dBuV/m	Correct Factor dB	Measure ment dBuV/m	Limit dBuV/m	Margin dB	Detector	Comment
1	77.5300	37.77	-17.67	20.10	40.00	-19.90	Peak	
2	185.2000	30.45	-12.46	17.99	43.50	-25.51	Peak	
3	444.1900	32.63	-10.10	22.53	46.00	-23.47	Peak	
4	567.3800	34.84	-7.26	27.58	46.00	-18.42	Peak	
5	758.4699	31.39	-2.26	29.13	46.00	-16.87	Peak	
6 *	834.1300	31.64	-0.43	31.21	46.00	-14.79	Peak	



Test Mode: UNII-1/TX A Mode 5180MHz (Adapter: PHITEK)

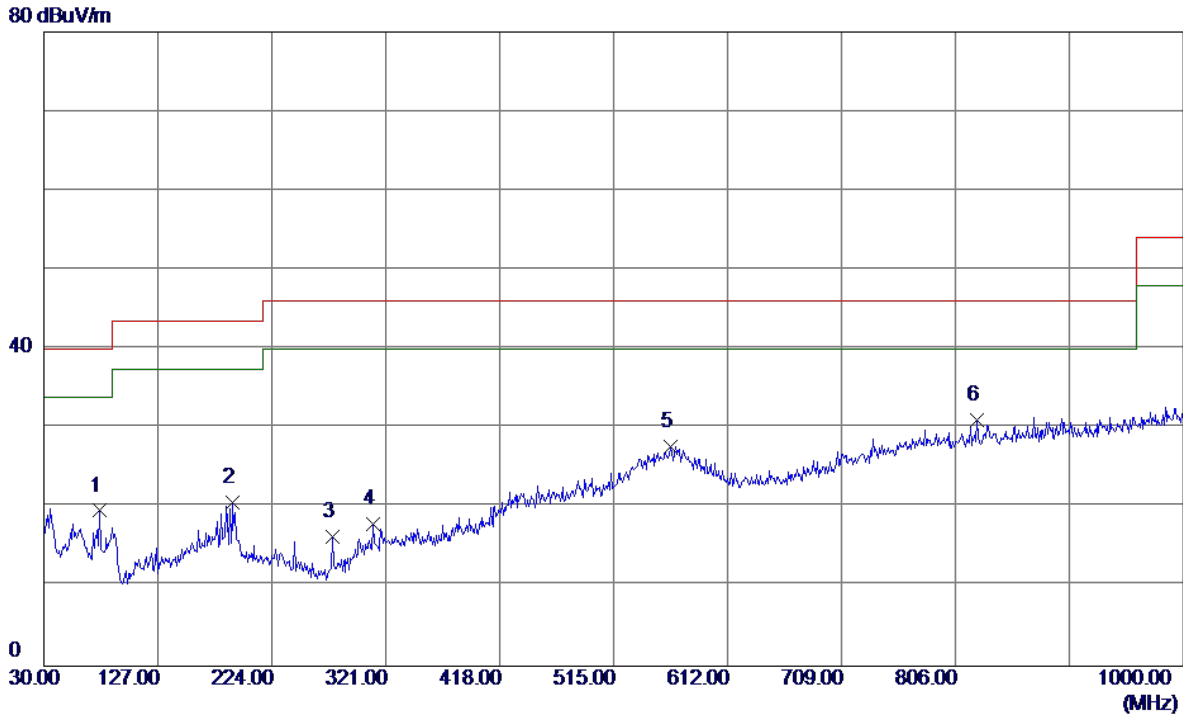
**Horizontal**



No.	Freq. MHz	Reading Level dBuV/m	Correct Factor dB	Measure ment dBuV/m	Limit dBuV/m	Margin dB	Detector	Comment
1	194.9000	39.83	-13.29	26.54	43.50	-16.96	Peak	
2	336.5200	34.91	-12.19	22.72	46.00	-23.28	Peak	
3	418.9700	35.70	-10.82	24.88	46.00	-21.12	Peak	
4	563.5000	34.39	-7.37	27.02	46.00	-18.98	Peak	
5	740.0400	30.19	-2.74	27.45	46.00	-18.55	Peak	
6 *	881.6600	30.89	0.65	31.54	46.00	-14.46	Peak	

Test Mode: UNII-1/TX A Mode 5240MHz (Adapter: PHITEK)

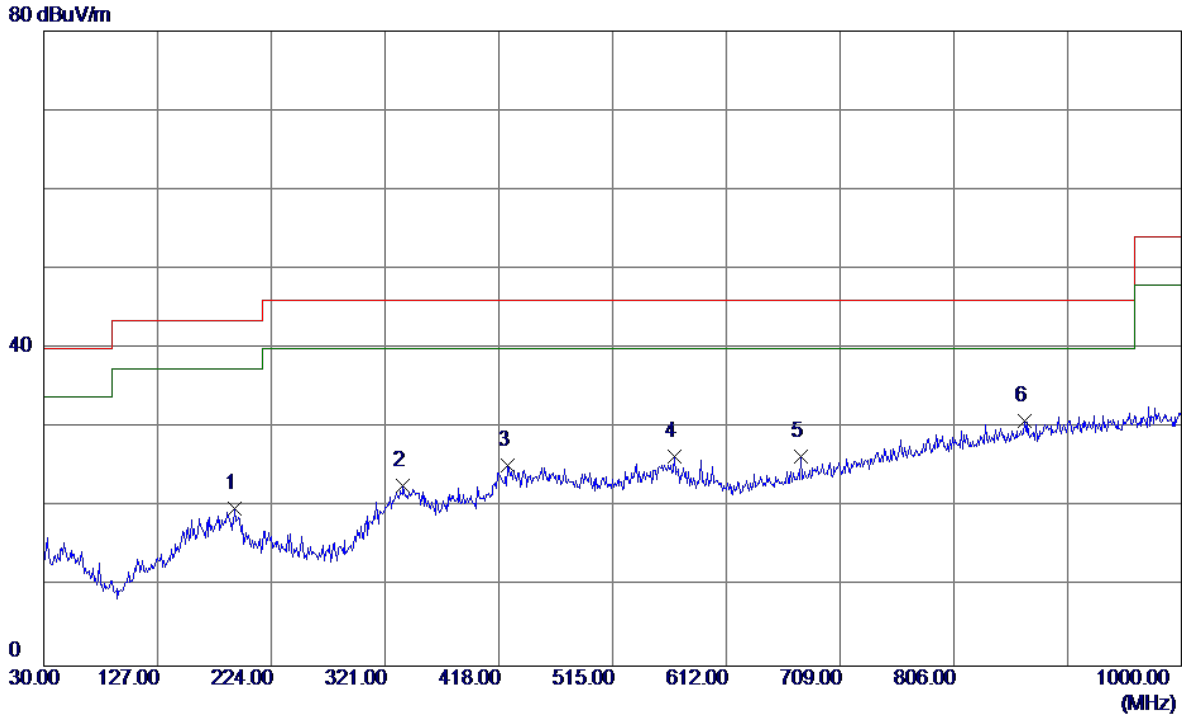
**Vertical**



No.	Freq. MHz	Reading Level dBuV/m	Correct Factor dB	Measure ment dBuV/m	Limit dBuV/m	Margin dB	Detector	Comment
1	77.5300	37.27	-17.67	19.60	40.00	-20.40	Peak	
2	190.0500	33.50	-12.85	20.65	43.50	-22.85	Peak	
3	275.4100	31.60	-15.26	16.34	46.00	-29.66	Peak	
4	310.3299	30.51	-12.65	17.86	46.00	-28.14	Peak	
5	563.5000	35.11	-7.37	27.74	46.00	-18.26	Peak	
6 *	824.4300	31.76	-0.70	31.06	46.00	-14.94	Peak	

Test Mode: UNII-1/TX A Mode 5240MHz (Adapter: PHITEK)

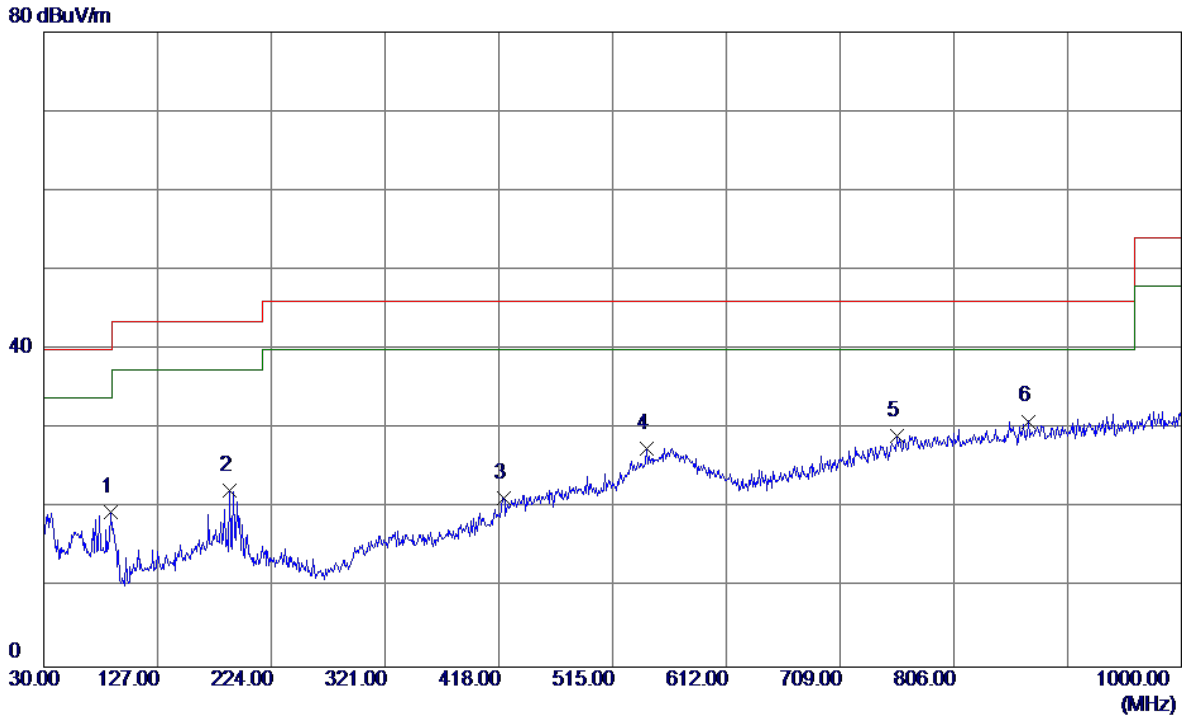
**Horizontal**



No.	Freq. MHz	Reading Level dBuV/m	Correct Factor dB	Measure ment dBuV/m	Limit dBuV/m	Margin dB	Detector	Comment
1	192.9600	32.90	-13.11	19.79	43.50	-23.71	Peak	
2	336.5200	34.89	-12.19	22.70	46.00	-23.30	Peak	
3	425.7600	35.90	-10.63	25.27	46.00	-20.73	Peak	
4	567.3800	33.68	-7.26	26.42	46.00	-19.58	Peak	
5	676.0200	31.01	-4.68	26.33	46.00	-19.67	Peak	
6 *	866.1400	30.60	0.33	30.93	46.00	-15.07	Peak	

Test Mode: UNII-2A/TX A Mode 5260MHz (Adapter: PHITEK)

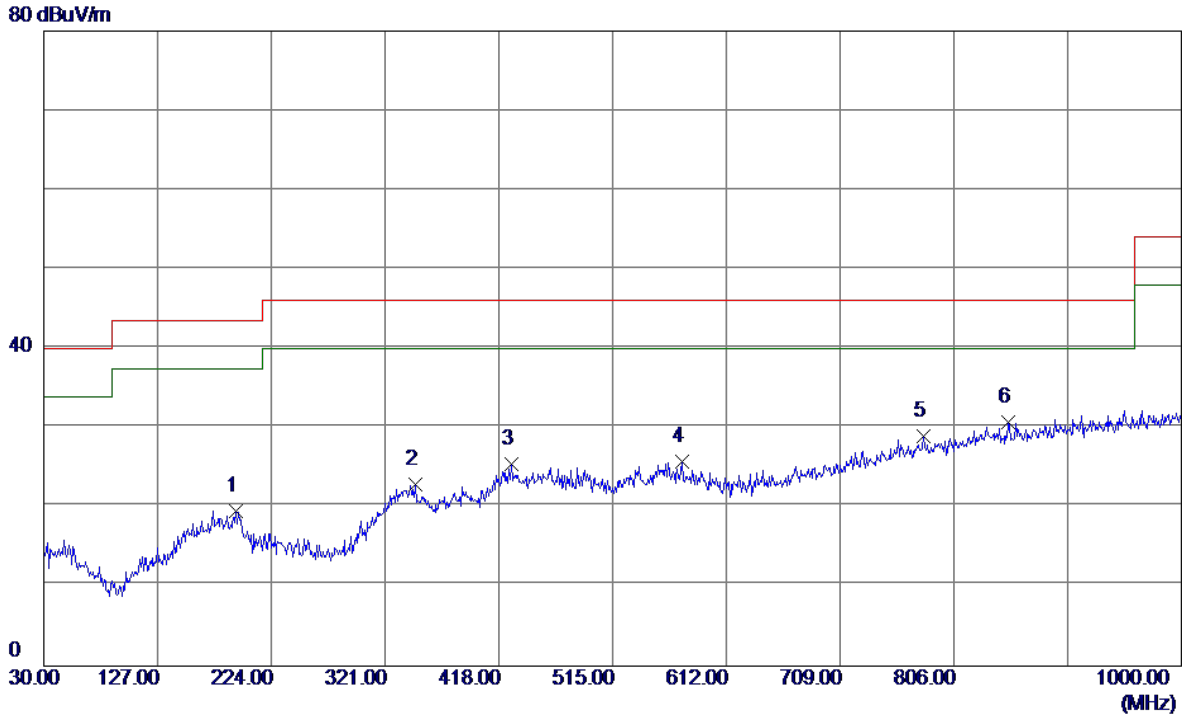
**Vertical**



No.	Freq. MHz	Reading Level dBuV/m	Correct Factor dB	Measure ment dBuV/m	Limit dBuV/m	Margin dB	Detector	Comment
1	87.2300	38.08	-18.51	19.57	40.00	-20.43	Peak	
2	188.1100	34.92	-12.69	22.23	43.50	-21.27	Peak	
3	421.8800	32.08	-10.74	21.34	46.00	-24.66	Peak	
4	544.1000	35.39	-7.83	27.56	46.00	-18.44	Peak	
5	757.5000	31.45	-2.28	29.17	46.00	-16.83	Peak	
6 *	870.0200	30.55	0.41	30.96	46.00	-15.04	Peak	

Test Mode: UNII-2A/TX A Mode 5260MHz (Adapter: PHITEK)

**Horizontal**

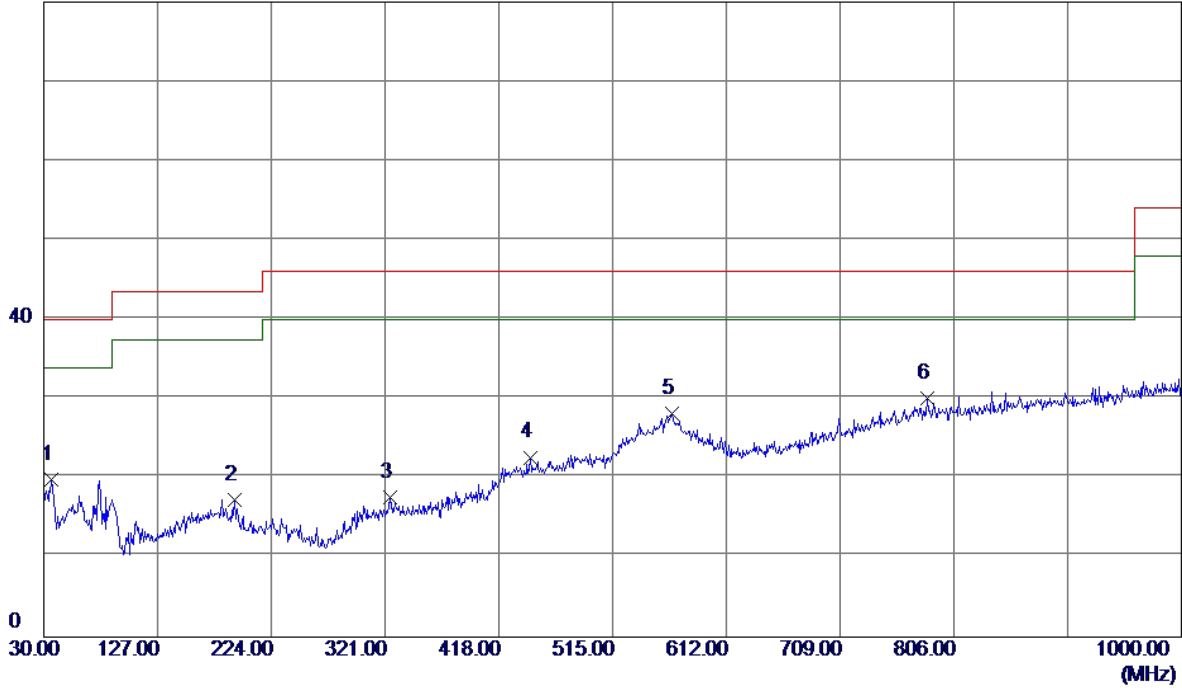


No.	Freq. MHz	Reading Level dBuV/m	Correct Factor dB	Measure ment dBuV/m	Limit dBuV/m	Margin dB	Detector	Comment
1	193.9299	32.78	-13.20	19.58	43.50	-23.92	Peak	
2	347.1900	34.85	-12.00	22.85	46.00	-23.15	Peak	
3	428.6700	36.04	-10.55	25.49	46.00	-20.51	Peak	
4	574.1700	32.92	-7.09	25.83	46.00	-20.17	Peak	
5	779.8100	30.69	-1.80	28.89	46.00	-17.11	Peak	
6 *	852.5600	30.68	0.05	30.73	46.00	-15.27	Peak	

Test Mode: UNII-2A/TX A Mode 5320MHz (Adapter: PHITEK)

**Vertical**

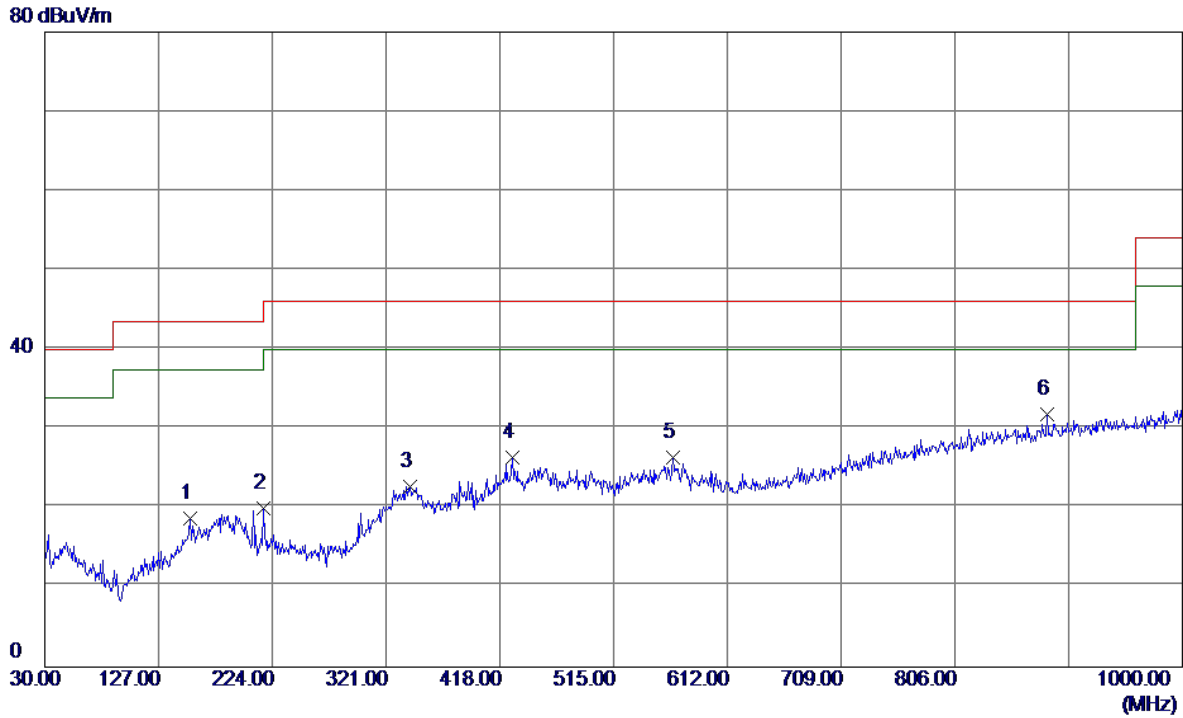
80 dBuV/m



No.	Freq. MHz	Reading Level dBuV/m	Correct Factor dB	Measure ment dBuV/m	Limit dBuV/m	Margin dB	Detector	Comment
1	36.7900	34.21	-14.41	19.80	40.00	-20.20	Peak	
2	192.9600	30.44	-13.11	17.33	43.50	-26.17	Peak	
3	324.8800	30.06	-12.39	17.67	46.00	-28.33	Peak	
4	445.1600	32.72	-10.08	22.64	46.00	-23.36	Peak	
5	565.4400	35.43	-7.32	28.11	46.00	-17.89	Peak	
6 *	783.6900	31.74	-1.71	30.03	46.00	-15.97	Peak	

Test Mode: UNII-2A/TX A Mode 5320MHz (Adapter: PHITEK)

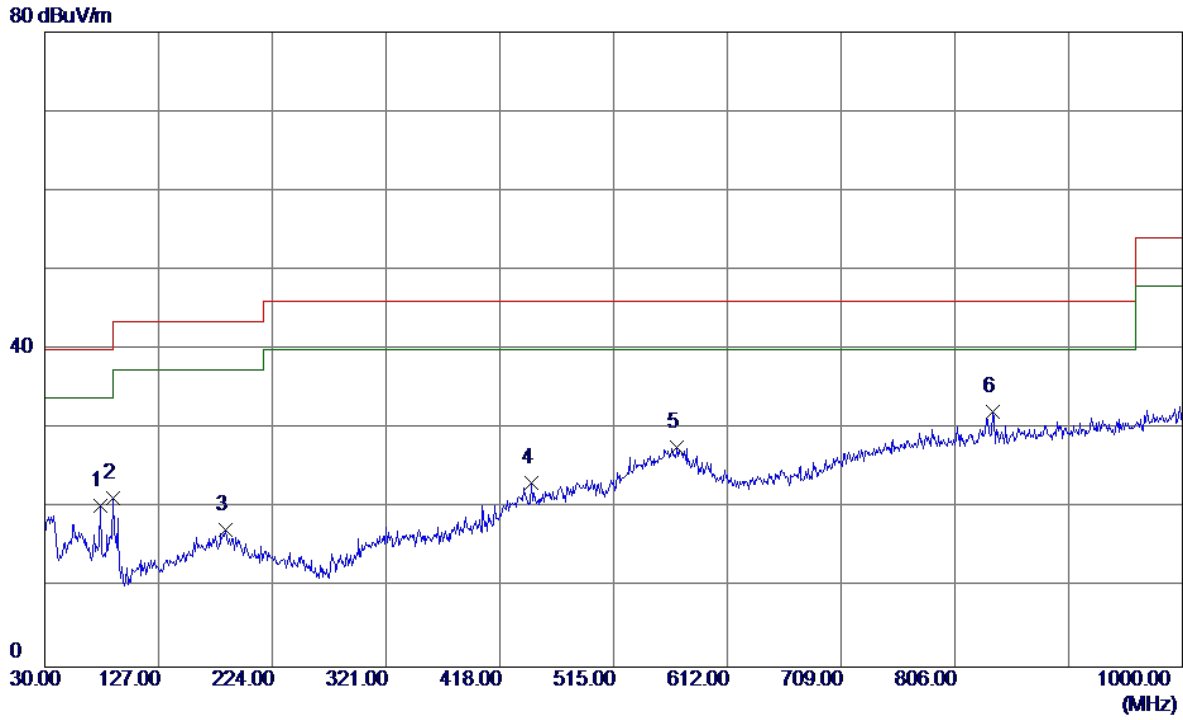
**Horizontal**



No.	Freq. MHz	Reading Level dBuV/m	Correct Factor dB	Measure ment dBuV/m	Limit dBuV/m	Margin dB	Detector	Comment
1	154.1600	31.93	-13.28	18.65	43.50	-24.85	Peak	
2	216.2400	33.93	-13.93	20.00	46.00	-26.00	Peak	
3	341.3700	34.86	-12.11	22.75	46.00	-23.25	Peak	
4	428.6700	36.99	-10.55	26.44	46.00	-19.56	Peak	
5	565.4400	33.70	-7.32	26.38	46.00	-19.62	Peak	
6 *	884.5700	31.11	0.71	31.82	46.00	-14.18	Peak	

Test Mode: UNII-2C/TX A Mode 5500MHz (Adapter: PHITEK)

**Vertical**

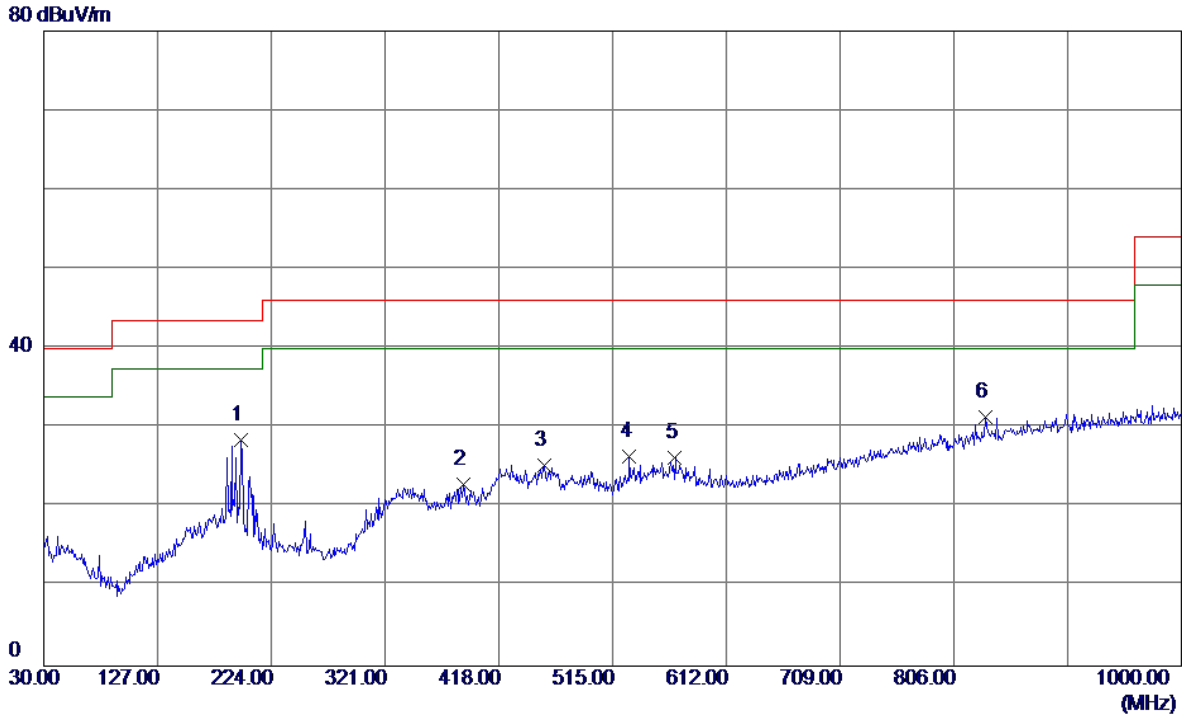


No.	Freq. MHz	Reading Level dBuV/m	Correct Factor dB	Measure ment dBuV/m	Limit dBuV/m	Margin dB	Detector	Comment
1	77.5300	37.93	-17.67	20.26	40.00	-19.74	Peak	
2	88.2000	39.88	-18.56	21.32	43.50	-22.18	Peak	
3	184.2300	29.73	-12.38	17.35	43.50	-26.15	Peak	
4	445.1600	33.34	-10.08	23.26	46.00	-22.74	Peak	
5	569.3200	34.89	-7.21	27.68	46.00	-18.32	Peak	
6 *	838.0100	32.51	-0.33	32.18	46.00	-13.82	Peak	



Test Mode: UNII-2C/TX A Mode 5500MHz (Adapter: PHITEK)

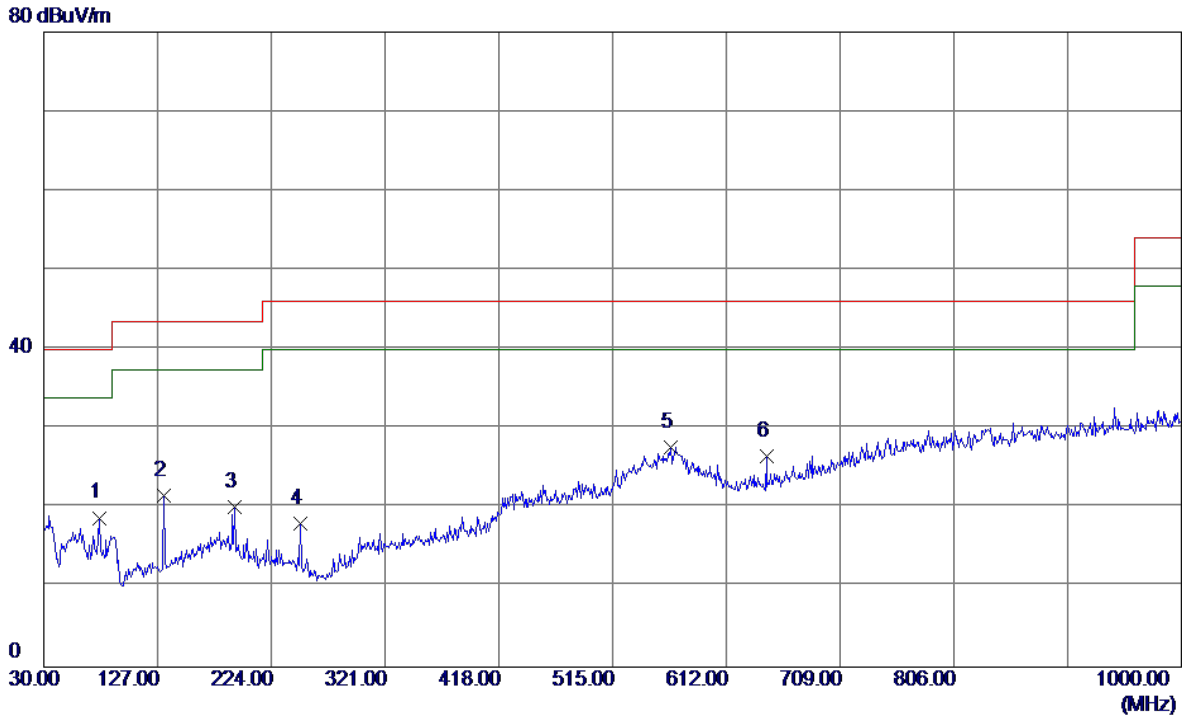
**Horizontal**



No.	Freq. MHz	Reading Level dBuV/m	Correct Factor dB	Measure ment dBuV/m	Limit dBuV/m	Margin dB	Detector	Comment
1	197.8100	41.96	-13.55	28.41	43.50	-15.09	Peak	
2	387.9300	34.39	-11.50	22.89	46.00	-23.11	Peak	
3	456.8000	35.09	-9.77	25.32	46.00	-20.68	Peak	
4	529.5500	34.55	-8.13	26.42	46.00	-19.58	Peak	
5	568.3500	33.55	-7.24	26.31	46.00	-19.69	Peak	
6 *	833.1599	31.89	-0.46	31.43	46.00	-14.57	Peak	

Test Mode: UNII-2C/TX A Mode 5700MHz (Adapter: PHITEK)

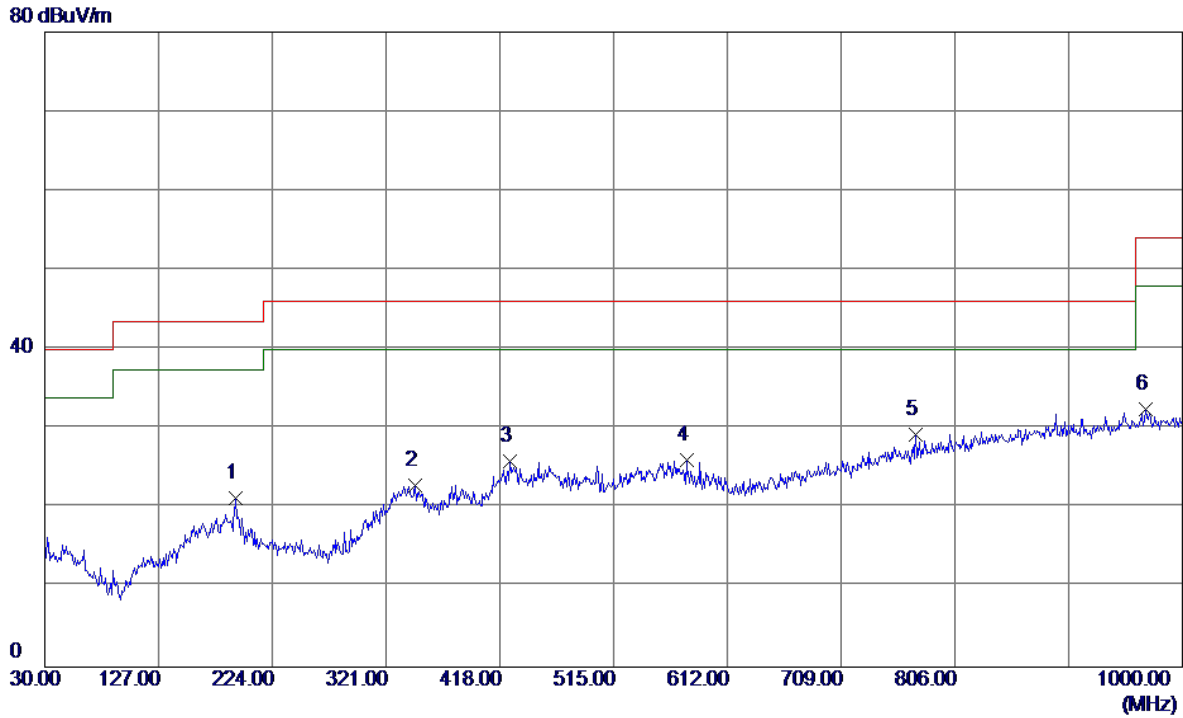
**Vertical**



No.	Freq. MHz	Reading Level dBuV/m	Correct Factor dB	Measure ment dBuV/m	Limit dBuV/m	Margin dB	Detector	Comment
1	77.5300	36.47	-17.67	18.80	40.00	-21.20	Peak	
2	132.8200	36.12	-14.57	21.55	43.50	-21.95	Peak	
3	192.9600	33.23	-13.11	20.12	43.50	-23.38	Peak	
4	249.2200	32.89	-14.84	18.05	46.00	-27.95	Peak	
5 *	564.4699	35.00	-7.34	27.66	46.00	-18.34	Peak	
6	645.9500	32.16	-5.55	26.61	46.00	-19.39	Peak	

Test Mode: UNII-2C/TX A Mode 5700MHz (Adapter: PHITEK)

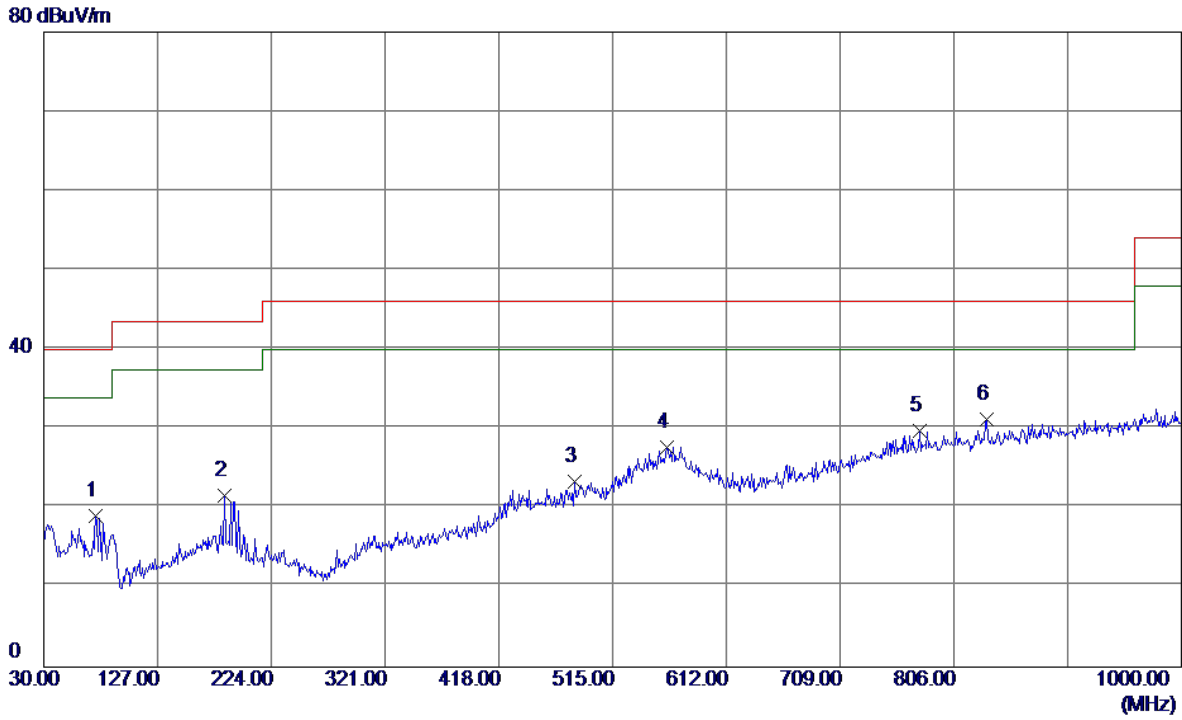
Horizontal



No.	Freq. MHz	Reading Level dBuV/m	Correct Factor dB	Measure ment dBuV/m	Limit dBuV/m	Margin dB	Detector	Comment
1	192.9600	34.43	-13.11	21.32	43.50	-22.18	Peak	
2	346.2200	34.86	-12.02	22.84	46.00	-23.16	Peak	
3	426.7300	36.55	-10.60	25.95	46.00	-20.05	Peak	
4	577.0800	33.10	-7.01	26.09	46.00	-19.91	Peak	
5 *	773.0200	31.30	-1.95	29.35	46.00	-16.65	Peak	
6	968.9600	30.16	2.36	32.52	54.00	-21.48	Peak	

Test Mode: UNII-3/TX A Mode 5745MHz (Adapter: PHITEK)

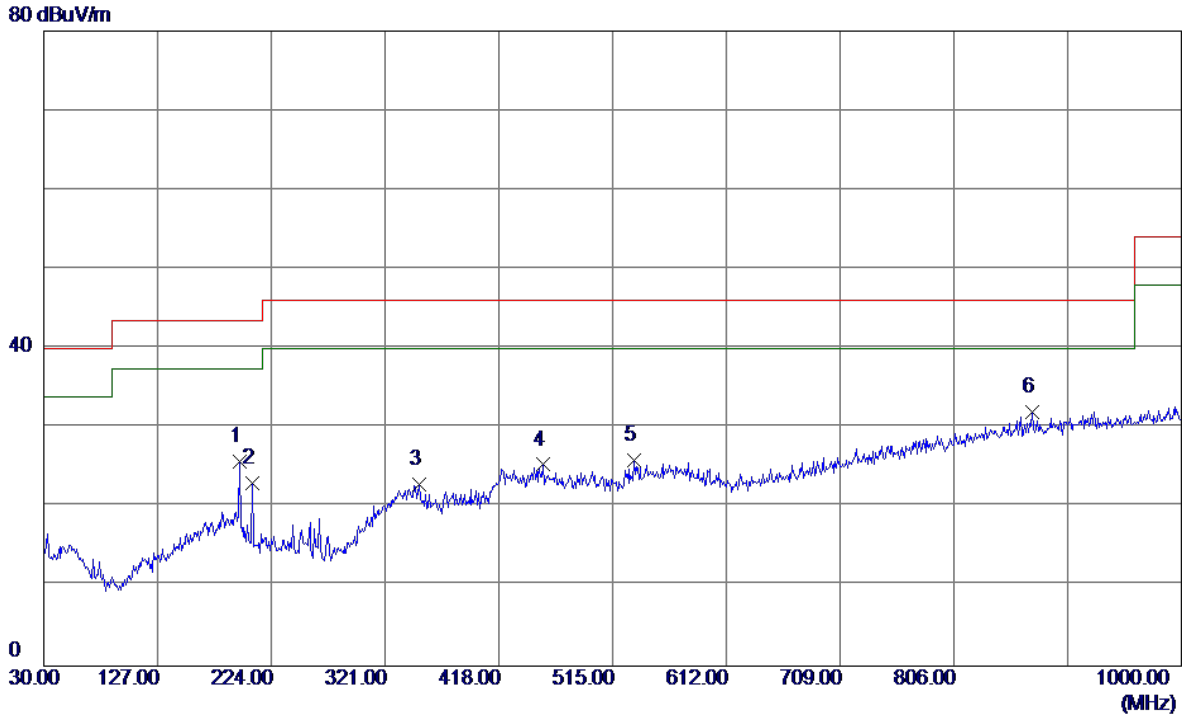
**Vertical**



No.	Freq. MHz	Reading Level dBuV/m	Correct Factor dB	Measure ment dBuV/m	Limit dBuV/m	Margin dB	Detector	Comment
1	74.6200	36.08	-17.04	19.04	40.00	-20.96	Peak	
2	184.2300	34.03	-12.38	21.65	43.50	-21.85	Peak	
3	482.9900	32.57	-9.14	23.43	46.00	-22.57	Peak	
4	561.5600	35.08	-7.42	27.66	46.00	-18.34	Peak	
5	776.9000	31.68	-1.86	29.82	46.00	-16.18	Peak	
6 *	834.1300	31.62	-0.43	31.19	46.00	-14.81	Peak	

Test Mode: UNII-3/TX A Mode 5745MHz (Adapter: PHITEK)

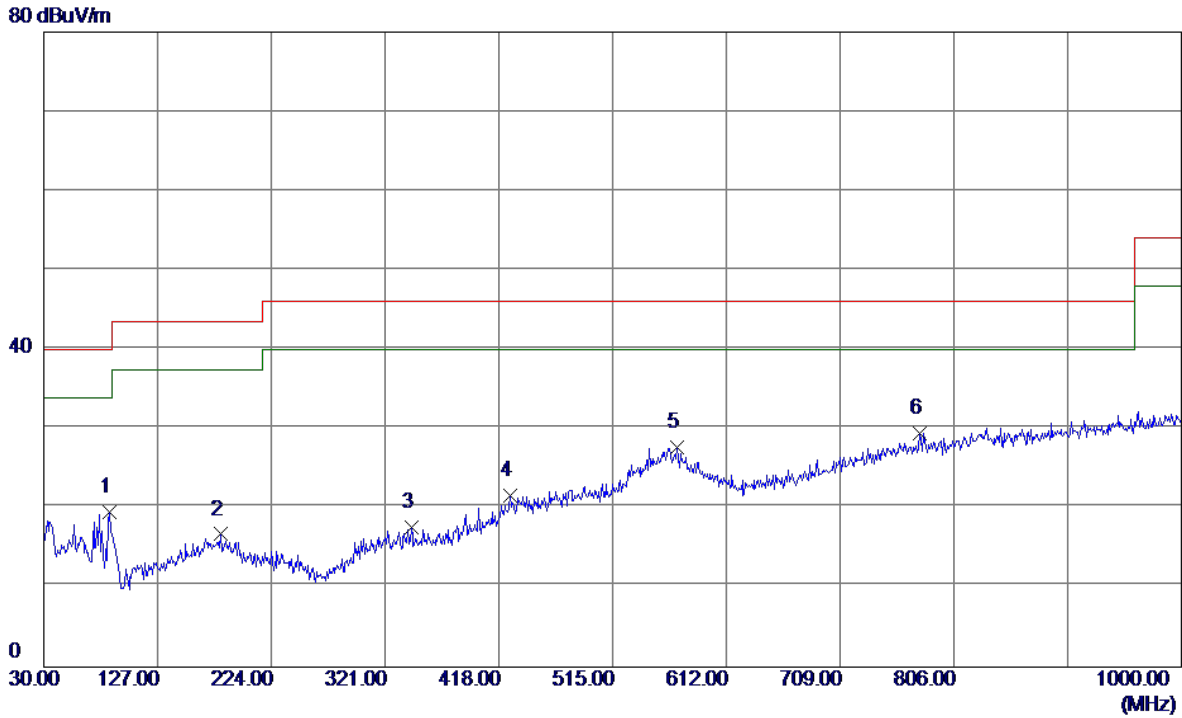
**Horizontal**



No.	Freq. MHz	Reading Level dBuV/m	Correct Factor dB	Measure ment dBuV/m	Limit dBuV/m	Margin dB	Detector	Comment
1	196.8400	39.27	-13.46	25.81	43.50	-17.69	Peak	
2	207.5100	36.92	-13.92	23.00	43.50	-20.50	Peak	
3	350.1000	34.84	-11.95	22.89	46.00	-23.11	Peak	
4	455.8300	35.16	-9.80	25.36	46.00	-20.64	Peak	
5	533.4300	33.94	-8.05	25.89	46.00	-20.11	Peak	
6 *	872.9300	31.57	0.47	32.04	46.00	-13.96	Peak	

Test Mode: UNII-3/TX A Mode 5825MHz (Adapter: PHITEK)

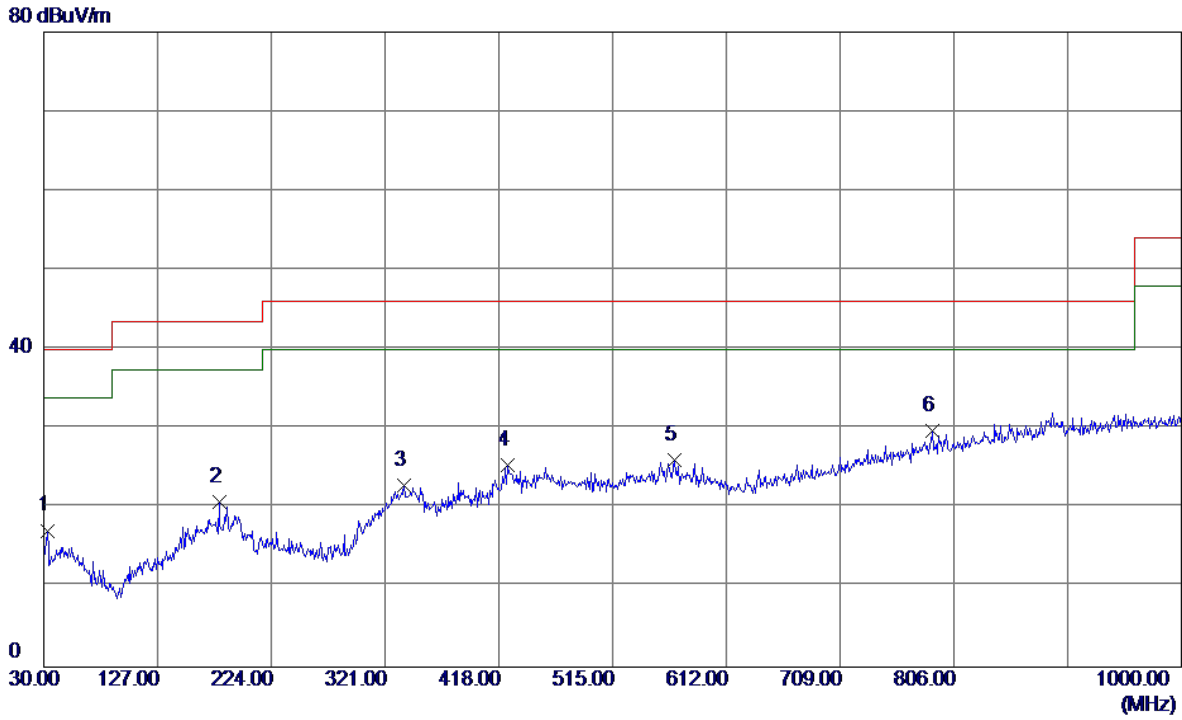
**Vertical**



No.	Freq. MHz	Reading Level dBuV/m	Correct Factor dB	Measure ment dBuV/m	Limit dBuV/m	Margin dB	Detector	Comment
1	86.2600	38.01	-18.46	19.55	40.00	-20.45	Peak	
2	181.3200	28.87	-12.15	16.72	43.50	-26.78	Peak	
3	343.3100	29.69	-12.07	17.62	46.00	-28.38	Peak	
4	427.7000	32.11	-10.57	21.54	46.00	-24.46	Peak	
5	570.2900	34.83	-7.19	27.64	46.00	-18.36	Peak	
6 *	776.9000	31.32	-1.86	29.46	46.00	-16.54	Peak	

Test Mode: UNII-3/TX A Mode 5825MHz (Adapter: PHITEK)

**Horizontal**

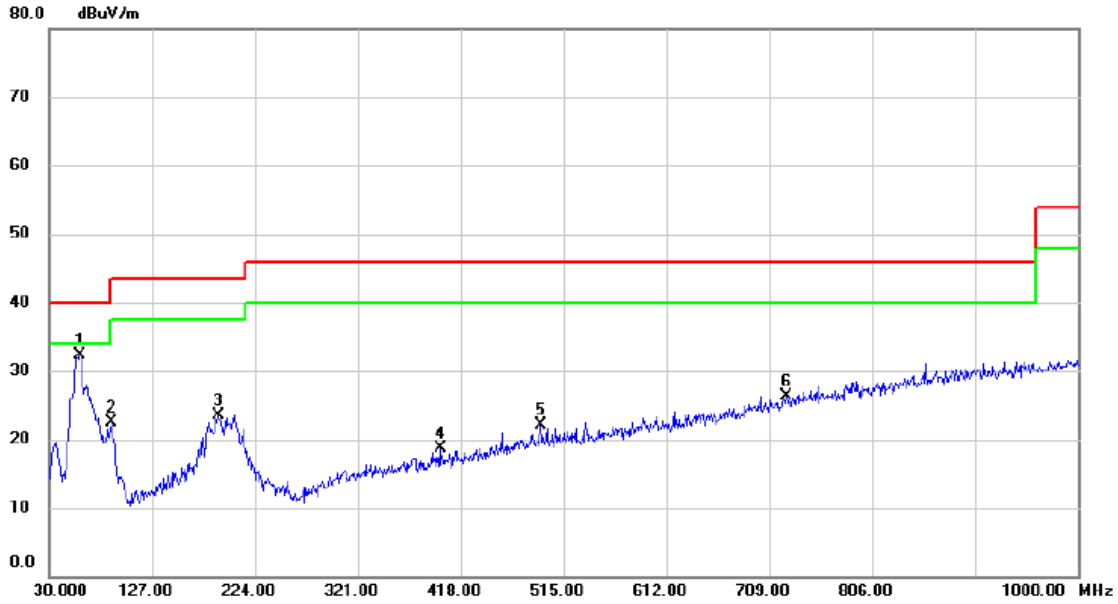


No.	Freq. MHz	Reading Level dBuV/m	Correct Factor dB	Measure ment dBuV/m	Limit dBuV/m	Margin dB	Detector	Comment
1	32.9100	32.09	-14.89	17.20	40.00	-22.80	Peak	
2	179.3800	32.86	-12.06	20.80	43.50	-22.70	Peak	
3	337.4900	35.12	-12.17	22.95	46.00	-23.05	Peak	
4	425.7600	36.05	-10.63	25.42	46.00	-20.58	Peak	
5	567.3800	33.29	-7.26	26.03	46.00	-19.97	Peak	
6 *	787.5700	31.37	-1.63	29.74	46.00	-16.26	Peak	

**ANT 2**

Test Mode: UNII-1/TX A Mode 5180MHz (Adapter: HUAWEI)

**Vertical**

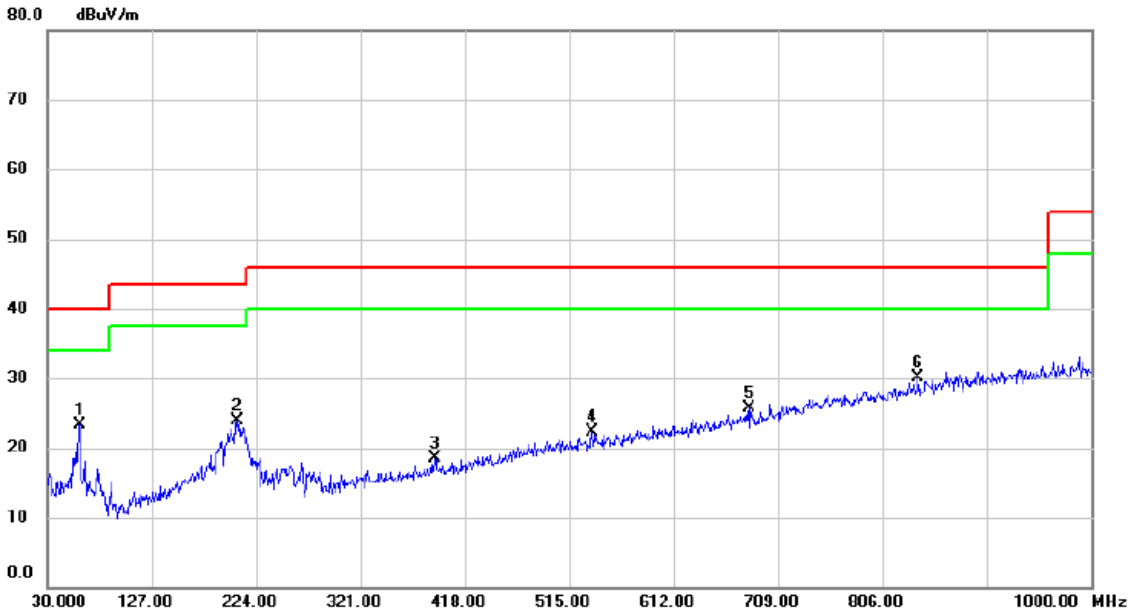


No.	Mk.	Freq. MHz	Reading Level dBuV	Correct Factor dB	Measure- ment dBuV/m	Limit dBuV/m	Margin dB	Detector	Comment
1	*	59.100	46.46	-14.22	32.24	40.00	-7.76	peak	
2		88.200	41.12	-18.56	22.56	43.50	-20.94	peak	
3		189.080	36.32	-12.77	23.55	43.50	-19.95	peak	
4		398.600	29.99	-11.38	18.61	46.00	-27.39	peak	
5		493.660	31.00	-8.87	22.13	46.00	-23.87	peak	
6		725.490	29.58	-3.18	26.40	46.00	-19.60	peak	



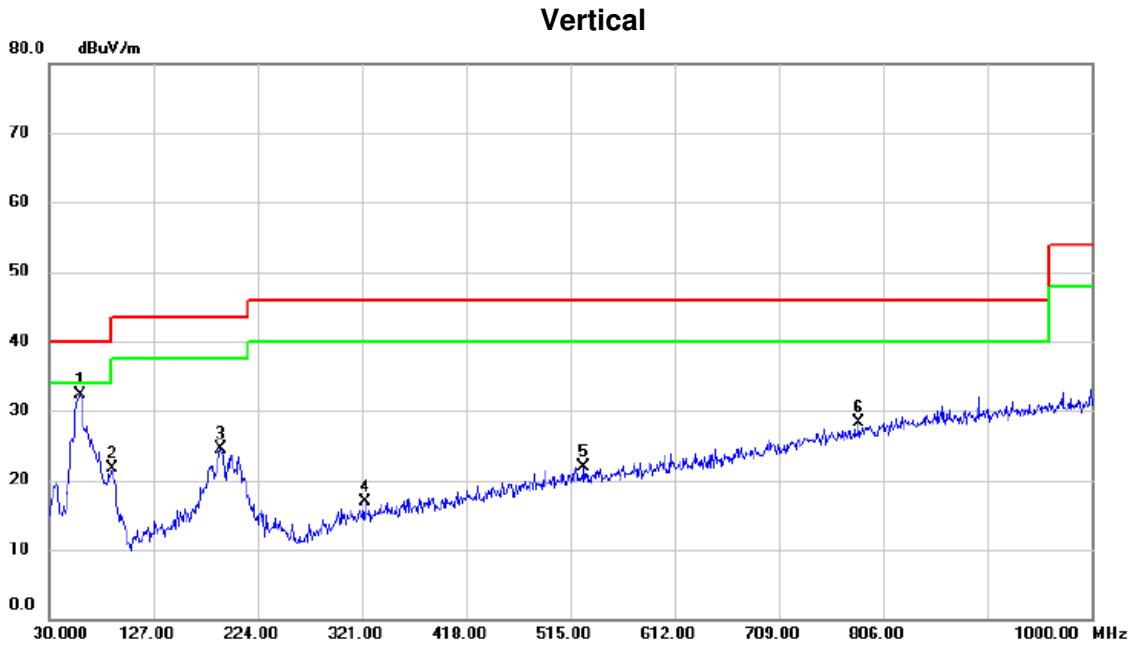
Test Mode: UNII-1/TX A Mode 5180MHz (Adapter: HUAWEI)

**Horizontal**



No.	Mk.	Freq. MHz	Reading Level dBuV	Correct Factor dB	Measure- ment dBuV/m	Limit dBuV/m	Margin dB	Detector	Comment
1		60.070	37.72	-14.32	23.40	40.00	-16.60	peak	
2		206.540	37.75	-13.90	23.85	43.50	-19.65	peak	
3		389.870	29.90	-11.47	18.43	46.00	-27.57	peak	
4		536.340	30.35	-7.99	22.36	46.00	-23.64	peak	
5		682.810	30.26	-4.48	25.78	46.00	-20.22	peak	
6	*	838.980	30.39	-0.30	30.09	46.00	-15.91	peak	

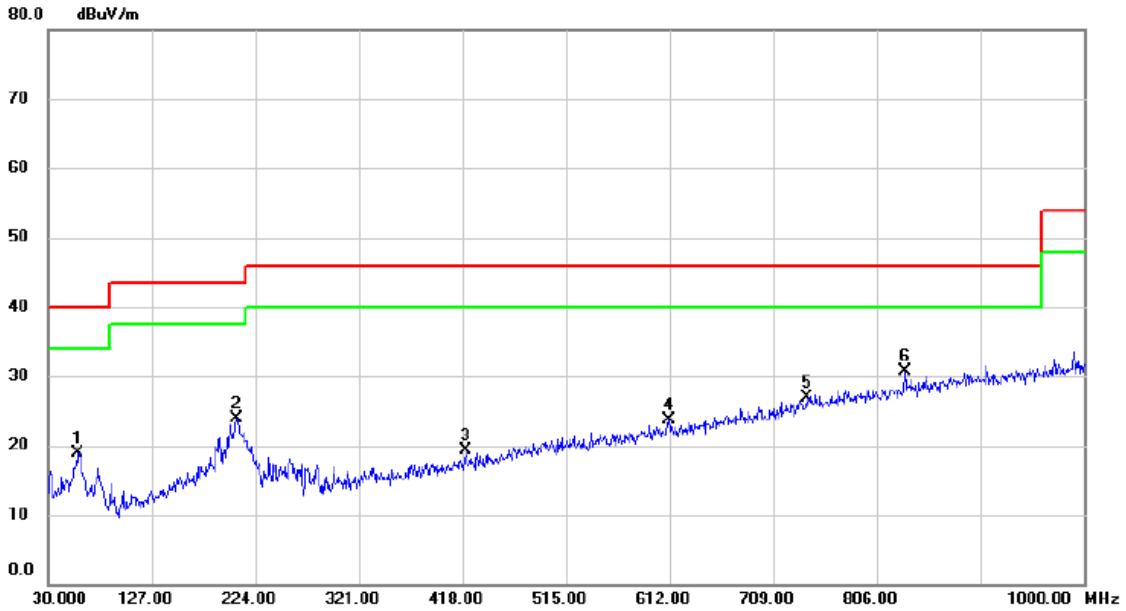
Test Mode: UNII-1/TX A Mode 5240MHz (Adapter: HUAWEI)



No.	Mk.	Freq. MHz	Reading Level dBuV	Correct Factor dB	Measure- ment dBuV/m	Limit dBuV/m	Margin dB	Detector	Comment
1	*	59.100	46.52	-14.22	32.30	40.00	-7.70	peak	
2		88.200	40.33	-18.56	21.77	43.50	-21.73	peak	
3		189.080	37.18	-12.77	24.41	43.50	-19.09	peak	
4		323.910	29.27	-12.41	16.86	46.00	-29.14	peak	
5		527.610	30.12	-8.16	21.96	46.00	-24.04	peak	
6		783.690	30.05	-1.71	28.34	46.00	-17.66	peak	

Test Mode: UNII-1/TX A Mode 5240MHz (Adapter: HUAWEI)

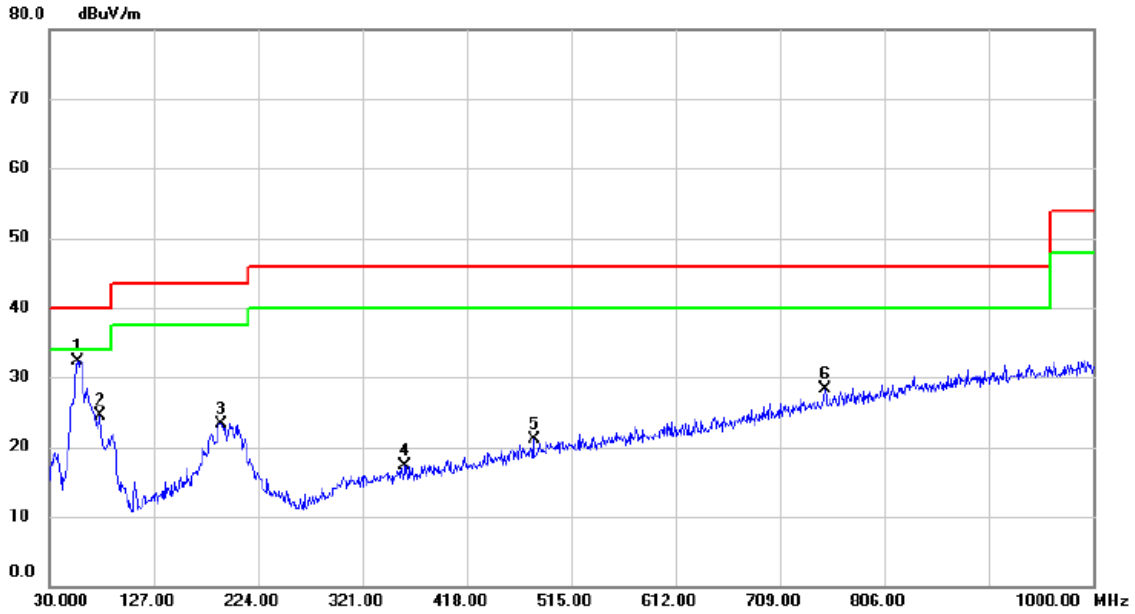
**Horizontal**



No.	Mk.	Freq. MHz	Reading Level dBuV	Correct Factor dB	Measure- ment dBuV/m	Limit dBuV/m	Margin dB	Detector	Comment
1		57.160	32.89	-14.04	18.85	40.00	-21.15	peak	
2		206.540	37.81	-13.90	23.91	43.50	-19.59	peak	
3		420.910	30.07	-10.76	19.31	46.00	-26.69	peak	
4		611.030	30.02	-6.22	23.80	46.00	-22.20	peak	
5		740.040	29.73	-2.75	26.98	46.00	-19.02	peak	
6	*	832.190	31.20	-0.49	30.71	46.00	-15.29	peak	

Test Mode: UNII-2A/TX A Mode 5260MHz (Adapter: HUAWEI)

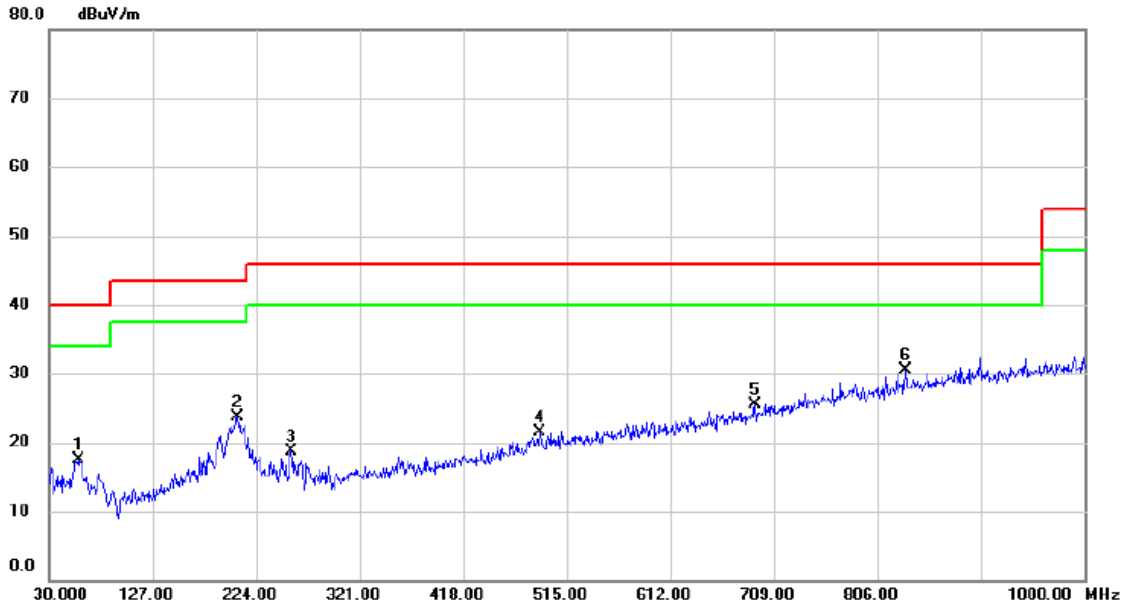
**Vertical**



No.	Mk.	Freq. MHz	Reading Level dBuV	Correct Factor dB	Measure- ment dBuV/m	Limit dBuV/m	Margin dB	Detector	Comment
1	*	56.190	46.26	-13.96	32.30	40.00	-7.70	peak	
2		77.530	42.22	-17.66	24.56	40.00	-15.44	peak	
3		189.080	36.09	-12.77	23.32	43.50	-20.18	peak	
4		360.770	29.23	-11.83	17.40	46.00	-28.60	peak	
5		480.080	30.22	-9.21	21.01	46.00	-24.99	peak	
6		750.710	30.67	-2.43	28.24	46.00	-17.76	peak	

Test Mode: UNII-2A/TX A Mode 5260MHz (Adapter: HUAWEI)

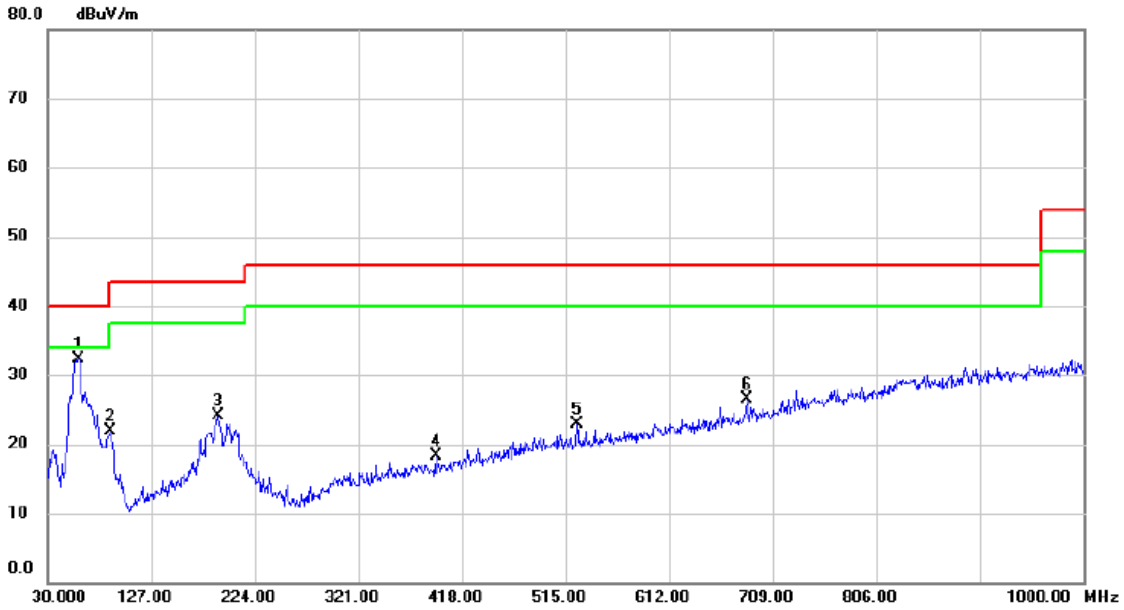
Horizontal



No. Mk.	Freq. MHz	Reading Level dBuV	Correct Factor dB	Measurement dBuV/m	Limit dBuV/m	Margin dB	Detector	Comment
1	58.130	31.68	-14.13	17.55	40.00	-22.45	peak	
2	206.540	37.60	-13.90	23.70	43.50	-19.80	peak	
3	256.980	34.26	-15.46	18.80	46.00	-27.20	peak	
4	489.780	30.52	-8.98	21.54	46.00	-24.46	peak	
5	691.540	29.71	-4.20	25.51	46.00	-20.49	peak	
6 *	832.190	30.99	-0.49	30.50	46.00	-15.50	peak	

Test Mode: UNII-2A/TX A Mode 5320MHz (Adapter: HUAWEI)

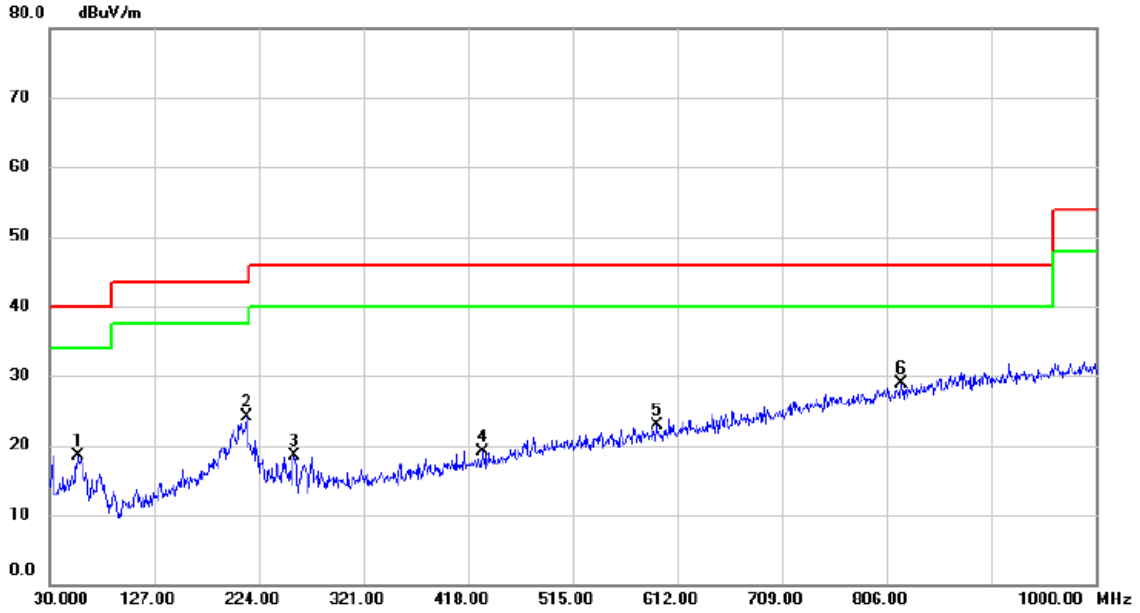
**Vertical**



No.	Mk.	Freq. MHz	Reading Level dBuV	Correct Factor dB	Measure- ment dBuV/m	Limit dBuV/m	Margin dB	Detector	Comment
1	*	59.100	46.52	-14.22	32.30	40.00	-7.70	peak	
2		88.200	40.42	-18.56	21.86	43.50	-21.64	peak	
3		190.050	36.98	-12.86	24.12	43.50	-19.38	peak	
4		393.750	29.74	-11.43	18.31	46.00	-27.69	peak	
5		525.670	31.07	-8.21	22.86	46.00	-23.14	peak	
6		684.750	30.89	-4.41	26.48	46.00	-19.52	peak	

Test Mode: UNII-2A/TX A Mode 5320MHz (Adapter: HUAWEI)

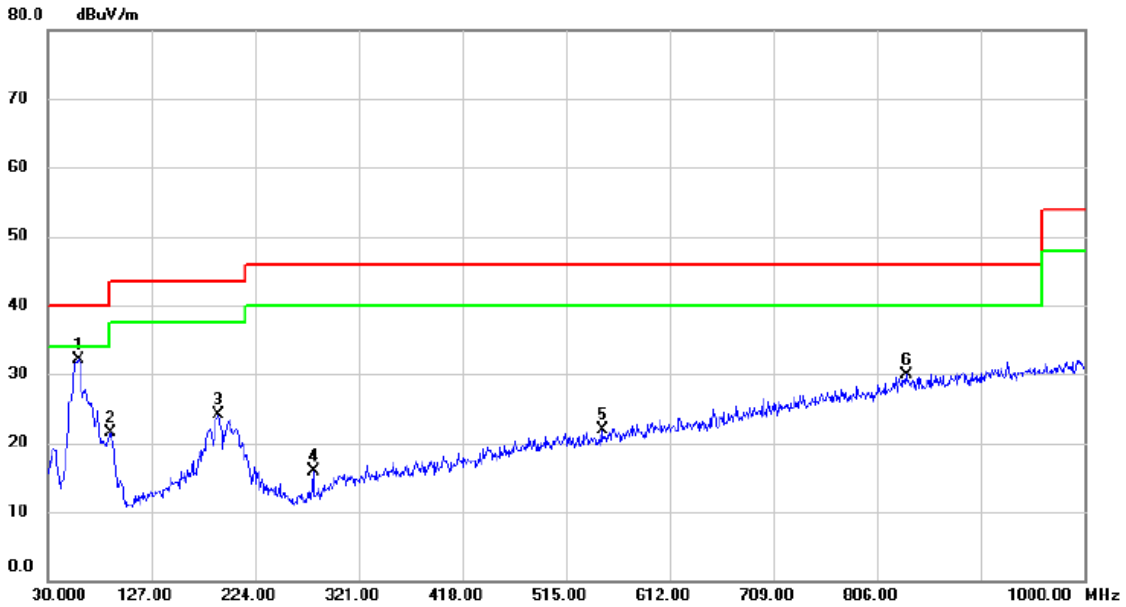
**Horizontal**



No. Mk.	Freq. MHz	Reading Level dBuV	Correct Factor dB	Measure- ment dBuV/m	Limit dBuV/m	Margin dB	Detector	Comment
1	56.190	32.45	-13.96	18.49	40.00	-21.51	peak	
2	212.360	38.16	-13.96	24.20	43.50	-19.30	peak	
3	256.980	33.98	-15.46	18.52	46.00	-27.48	peak	
4	431.580	29.57	-10.46	19.11	46.00	-26.89	peak	
5	592.600	29.59	-6.61	22.98	46.00	-23.02	peak	
6 *	819.580	29.79	-0.83	28.96	46.00	-17.04	peak	

Test Mode: UNII-2C/TX A Mode 5500MHz (Adapter: HUAWEI)

Vertical

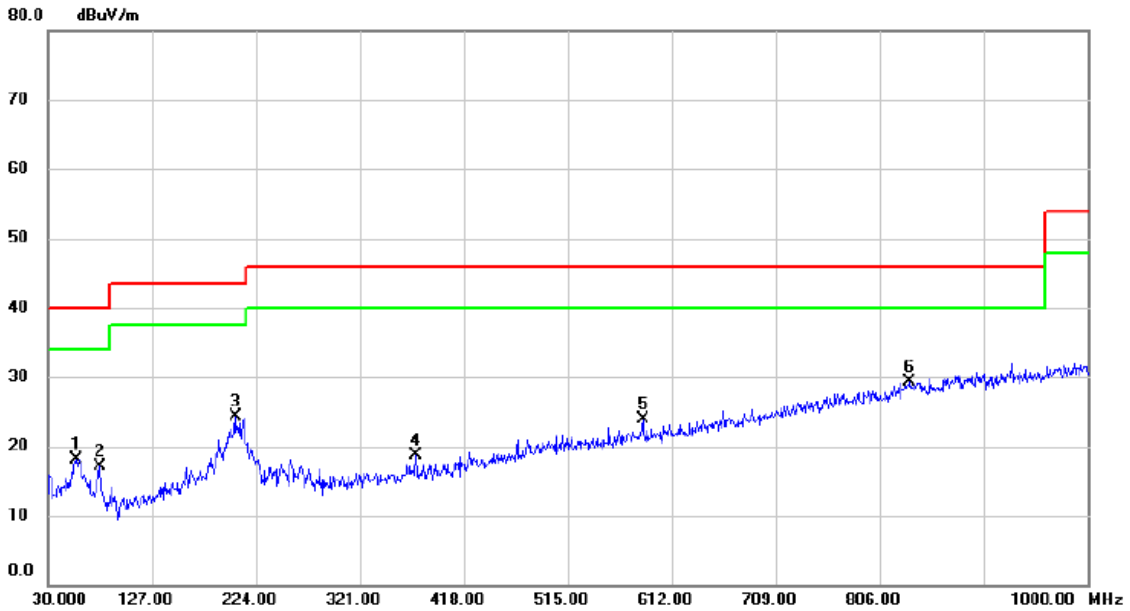


No.	Mk.	Freq. MHz	Reading Level dBuV	Correct Factor dB	Measure- ment dBuV/m	Limit dBuV/m	Margin dB	Detector	Comment
1	*	59.100	46.38	-14.22	32.16	40.00	-7.84	peak	
2		88.200	40.14	-18.56	21.58	43.50	-21.92	peak	
3		190.050	36.90	-12.86	24.04	43.50	-19.46	peak	
4		278.320	30.76	-14.95	15.81	46.00	-30.19	peak	
5		548.950	29.71	-7.73	21.98	46.00	-24.02	peak	
6		833.160	30.43	-0.46	29.97	46.00	-16.03	peak	



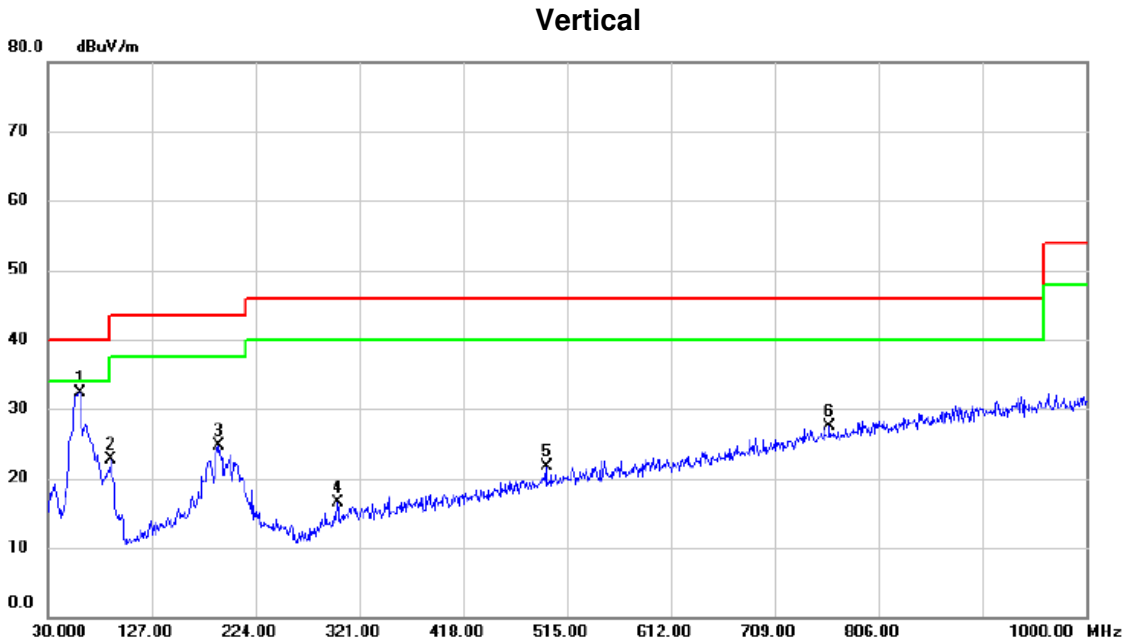
Test Mode: UNII-2C/TX A Mode 5500MHz (Adapter: HUAWEI)

**Horizontal**



No. Mk.	Freq. MHz	Reading Level dBuV	Correct Factor dB	Measure- ment dBuV/m	Limit dBuV/m	Margin dB	Detector	Comment
1	56.190	32.13	-13.96	18.17	40.00	-21.83	peak	
2	78.500	34.99	-17.89	17.10	40.00	-22.90	peak	
3	204.600	38.14	-13.86	24.28	43.50	-19.22	peak	
4	373.380	30.31	-11.67	18.64	46.00	-27.36	peak	
5	584.840	30.70	-6.81	23.89	46.00	-22.11	peak	
6 *	834.130	29.68	-0.44	29.24	46.00	-16.76	peak	

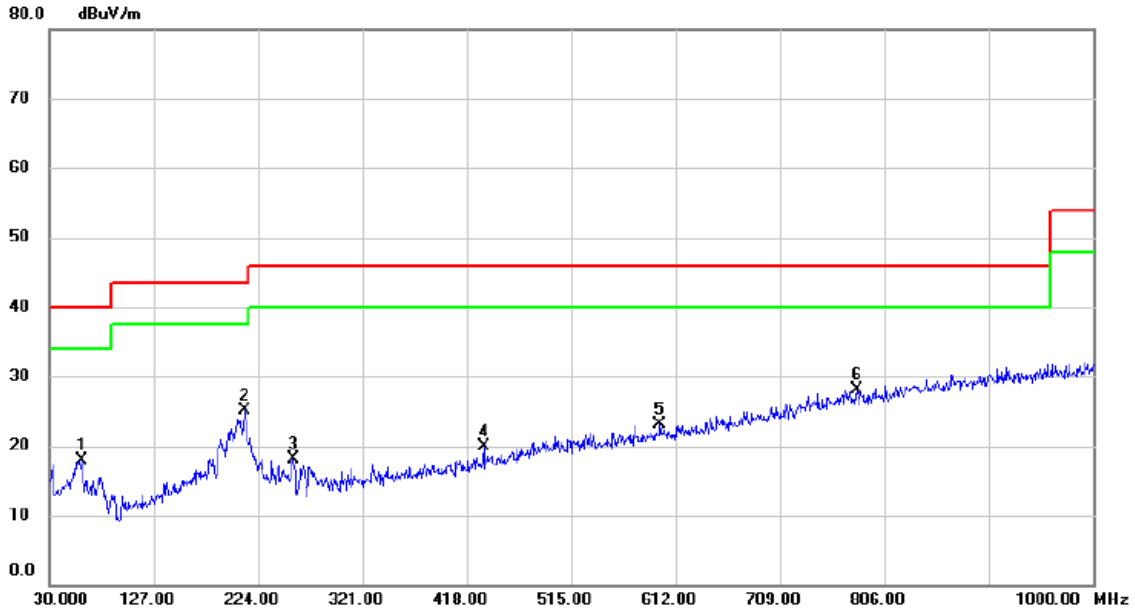
Test Mode: UNII-2C/TX A Mode 5700MHz (Adapter: HUAWEI)



No.	Mk.	Freq. MHz	Reading Level dBuV	Correct Factor dB	Measure- ment dBuV/m	Limit dBuV/m	Margin dB	Detector	Comment
1	*	60.070	46.60	-14.32	32.28	40.00	-7.72	peak	
2		88.200	41.28	-18.56	22.72	43.50	-20.78	peak	
3		190.050	37.59	-12.86	24.73	43.50	-18.77	peak	
4		300.630	29.34	-12.82	16.52	46.00	-29.48	peak	
5		495.600	30.60	-8.82	21.78	46.00	-24.22	peak	
6		760.410	29.64	-2.21	27.43	46.00	-18.57	peak	

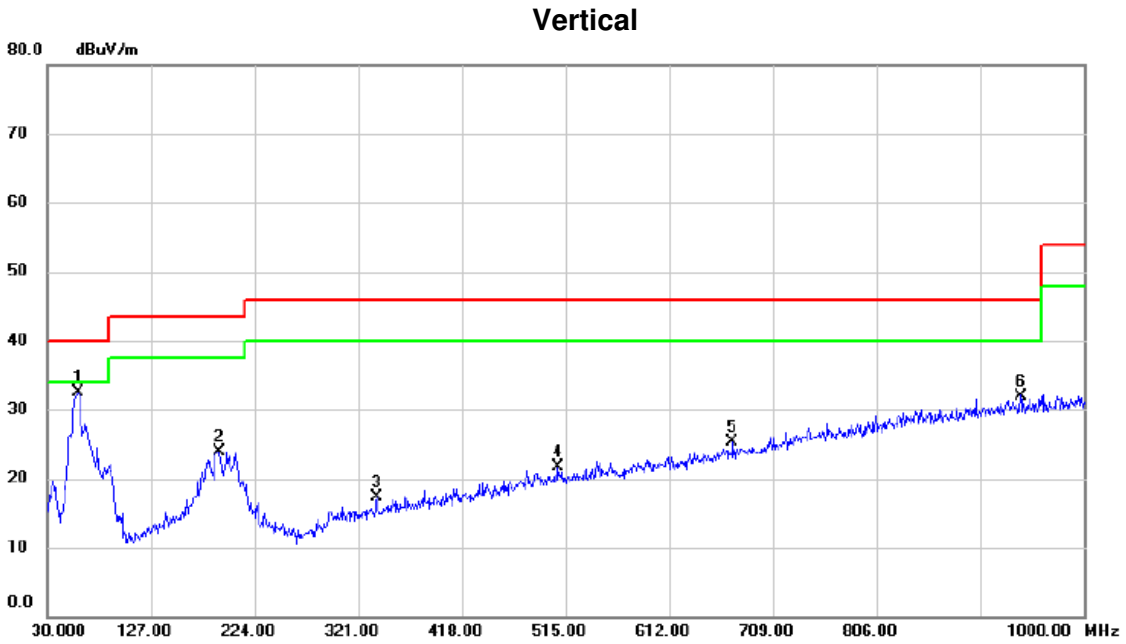
Test Mode: UNII-2C/TX A Mode 5700MHz (Adapter: HUAWEI)

**Horizontal**



No. Mk.	Freq. MHz	Reading Level dBuV	Correct Factor dB	Measurement dBuV/m	Limit dBuV/m	Margin dB	Detector	Comment
1	60.070	32.23	-14.32	17.91	40.00	-22.09	peak	
2	211.390	39.10	-13.97	25.13	43.50	-18.37	peak	
3	256.980	33.65	-15.46	18.19	46.00	-27.81	peak	
4	433.520	30.28	-10.41	19.87	46.00	-26.13	peak	
5	597.450	29.60	-6.48	23.12	46.00	-22.88	peak	
6 *	780.780	29.83	-1.77	28.06	46.00	-17.94	peak	

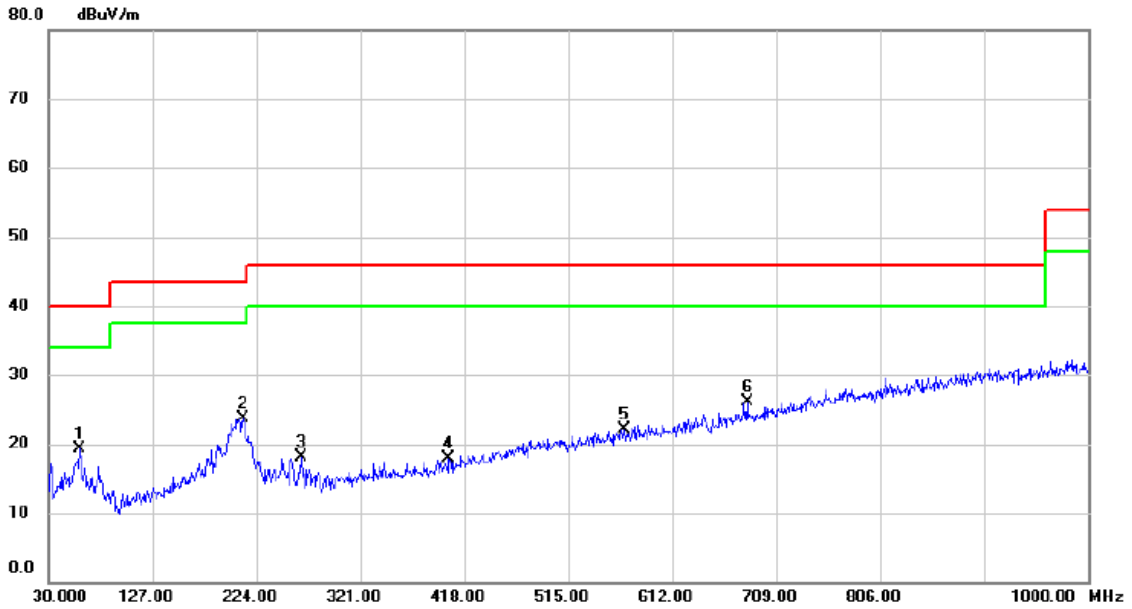
Test Mode: UNII-3/TX A Mode 5745MHz (Adapter: HUAWEI)



No.	Mk.	Freq. MHz	Reading Level dBuV	Correct Factor dB	Measure- ment dBuV/m	Limit dBuV/m	Margin dB	Detector	Comment
1	*	59.100	46.76	-14.22	32.54	40.00	-7.46	peak	
2		191.020	36.90	-12.94	23.96	43.50	-19.54	peak	
3		338.460	29.39	-12.16	17.23	46.00	-28.77	peak	
4		508.210	30.18	-8.55	21.63	46.00	-24.37	peak	
5		671.170	30.06	-4.83	25.23	46.00	-20.77	peak	
6		940.830	30.18	1.82	32.00	46.00	-14.00	peak	

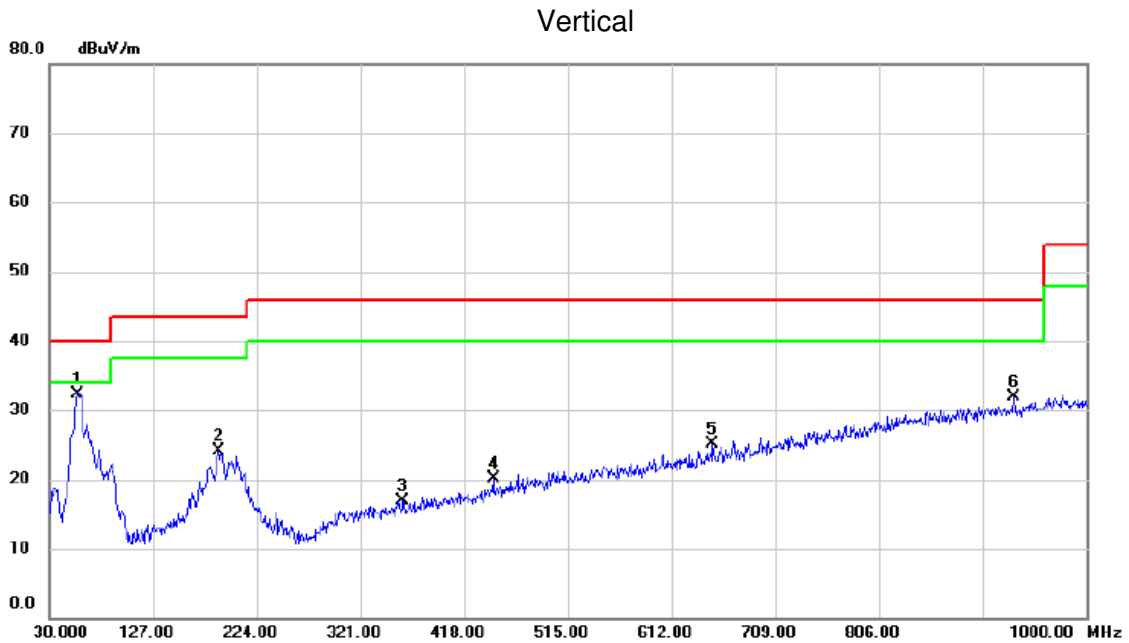
Test Mode: UNII-3/TX A Mode 5745MHz (Adapter: HUAWEI)

**Horizontal**



No. Mk.	Freq. MHz	Reading Level dBuV	Correct Factor dB	Measure- ment dBuV/m	Limit dBuV/m	Margin dB	Detector	Comment
1	59.100	33.47	-14.22	19.25	40.00	-20.75	peak	
2 *	211.390	37.67	-13.97	23.70	43.50	-19.80	peak	
3	265.710	33.83	-15.79	18.04	46.00	-27.96	peak	
4	403.450	29.14	-11.26	17.88	46.00	-28.12	peak	
5	567.380	29.41	-7.26	22.15	46.00	-23.85	peak	
6	681.840	30.63	-4.50	26.13	46.00	-19.87	peak	

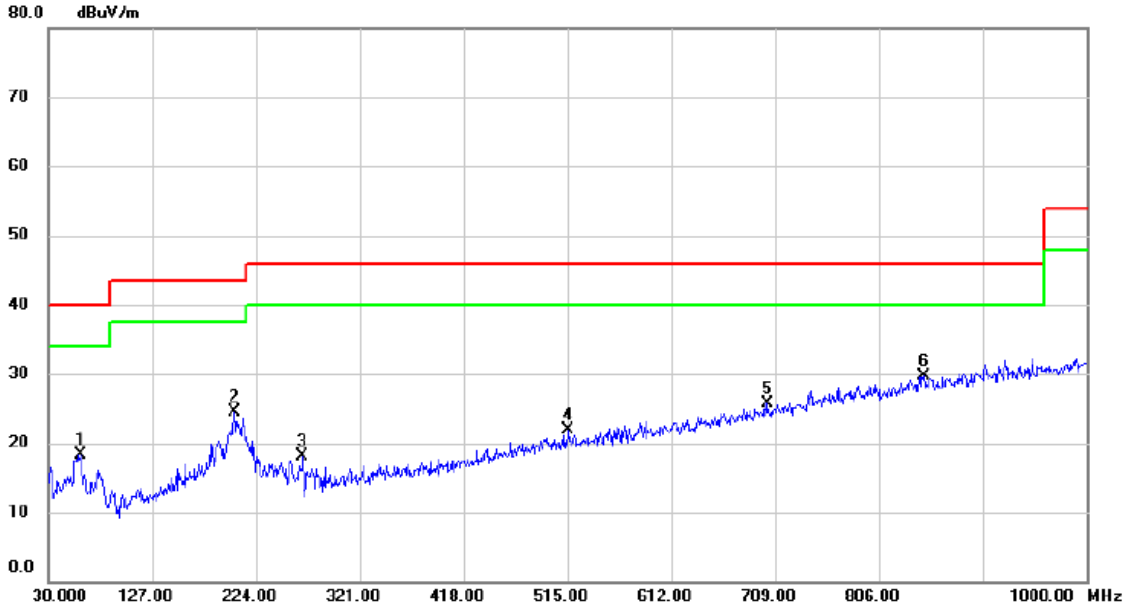
Test Mode: UNII-3/TX A Mode 5825MHz (Adapter: HUAWEI)



No.	Mk.	Freq. MHz	Reading Level dBuV	Correct Factor dB	Measure- ment dBuV/m	Limit dBuV/m	Margin dB	Detector	Comment
1	*	56.190	46.26	-13.96	32.30	40.00	-7.70	peak	
2		188.110	36.82	-12.70	24.12	43.50	-19.38	peak	
3		360.770	28.71	-11.83	16.88	46.00	-29.12	peak	
4		445.160	30.27	-10.08	20.19	46.00	-25.81	peak	
5		650.800	30.52	-5.45	25.07	46.00	-20.93	peak	
6		932.100	30.22	1.65	31.87	46.00	-14.13	peak	

Test Mode: UNII-3/TX A Mode 5825MHz (Adapter: HUAWEI)

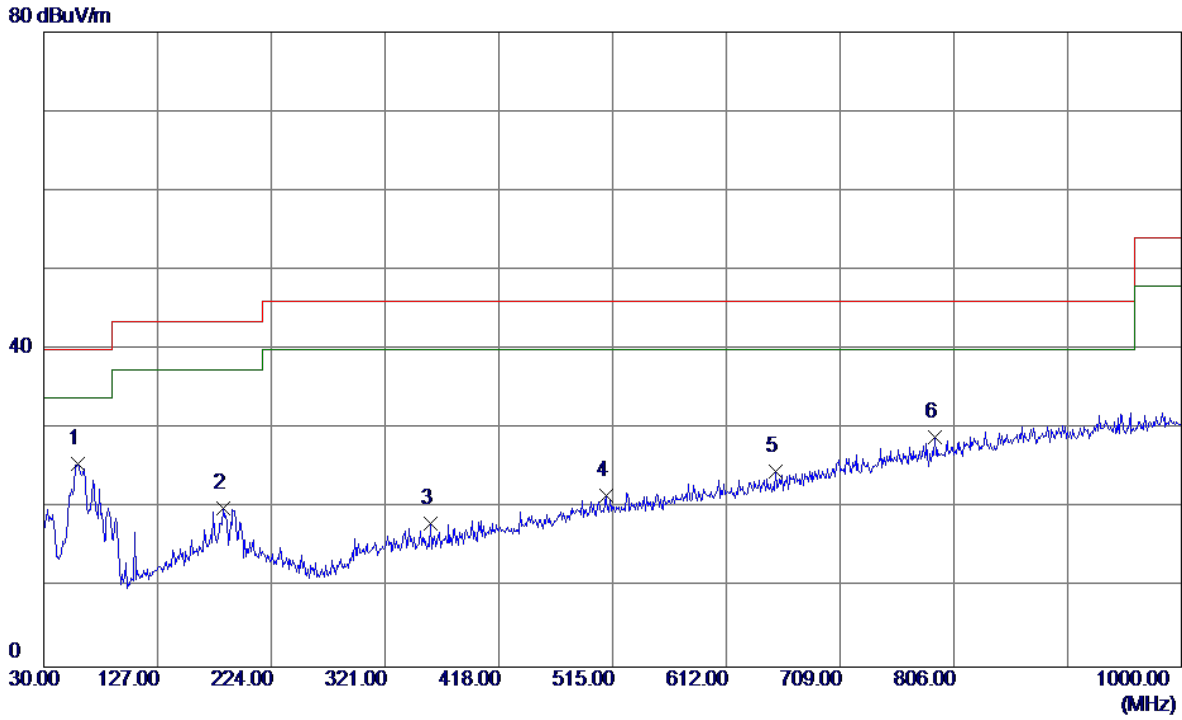
**Horizontal**



No.	Mk.	Freq. MHz	Reading Level dBuV	Correct Factor dB	Measure- ment dBuV/m	Limit dBuV/m	Margin dB	Detector	Comment
1		60.070	32.59	-14.32	18.27	40.00	-21.73	peak	
2		203.630	38.43	-13.83	24.60	43.50	-18.90	peak	
3		267.650	33.83	-15.81	18.02	46.00	-27.98	peak	
4		515.970	30.23	-8.40	21.83	46.00	-24.17	peak	
5		701.240	29.63	-3.90	25.73	46.00	-20.27	peak	
6	*	847.710	29.81	-0.07	29.74	46.00	-16.26	peak	

Test Mode: UNII-1/TX A Mode 5180MHz(Adapter: HUNTKEY)

**Vertical**

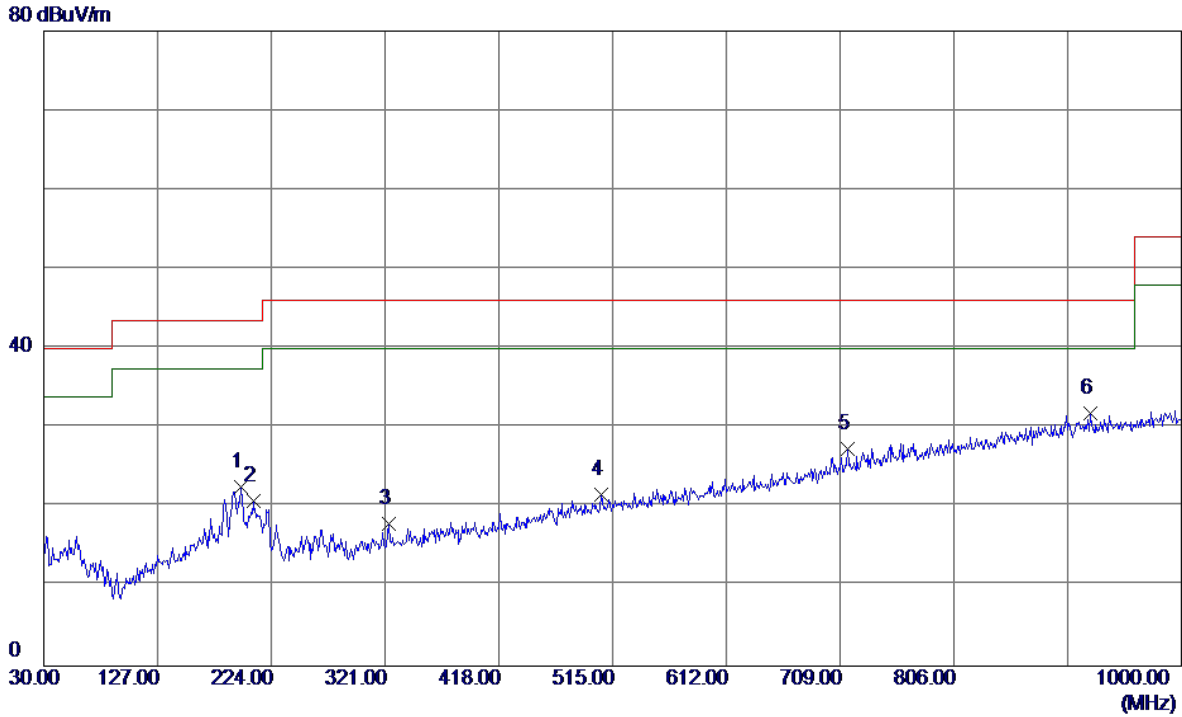


No.	Freq. MHz	Reading Level dBuV/m	Correct Factor dB	Measure ment dBuV/m	Limit dBuV/m	Margin dB	Detector	Comment
1 *	59.1000	39.80	-14.22	25.58	40.00	-14.42	Peak	
2	183.2600	32.23	-12.30	19.93	43.50	-23.57	Peak	
3	359.8000	29.98	-11.84	18.14	46.00	-27.86	Peak	
4	509.1800	30.20	-8.54	21.66	46.00	-24.34	Peak	
5	653.7100	30.05	-5.36	24.69	46.00	-21.31	Peak	
6	789.5100	30.55	-1.59	28.96	46.00	-17.04	Peak	



Test Mode: UNII-1/TX A Mode 5180MHz(Adapter: HUNTKEY)

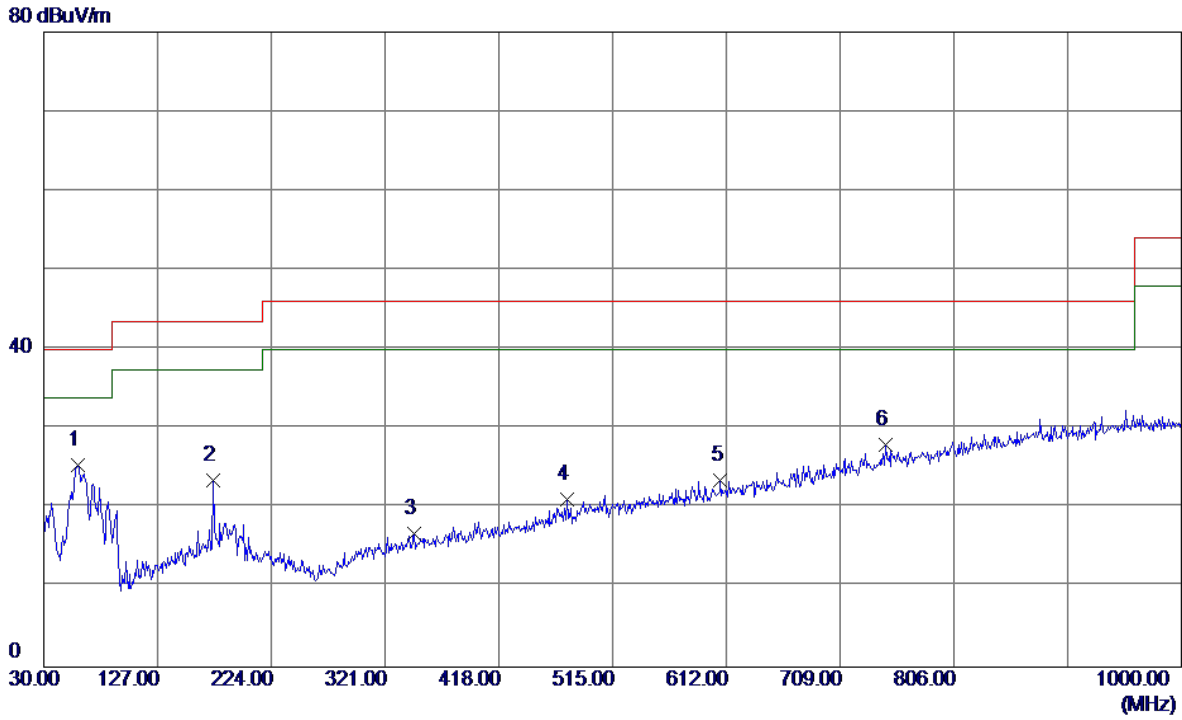
**Horizontal**



No.	Freq. MHz	Reading Level dBuV/m	Correct Factor dB	Measure ment dBuV/m	Limit dBuV/m	Margin dB	Detector	Comment
1	197.8100	36.11	-13.55	22.56	43.50	-20.94	Peak	
2	208.4800	34.76	-13.94	20.82	43.50	-22.68	Peak	
3	323.9100	30.28	-12.41	17.87	46.00	-28.13	Peak	
4	505.3000	30.28	-8.61	21.67	46.00	-24.33	Peak	
5	715.7900	30.85	-3.47	27.38	46.00	-18.62	Peak	
6 *	922.4000	30.35	1.46	31.81	46.00	-14.19	Peak	

Test Mode: UNII-1/TX A Mode 5240MHz(Adapter: HUNTKEY)

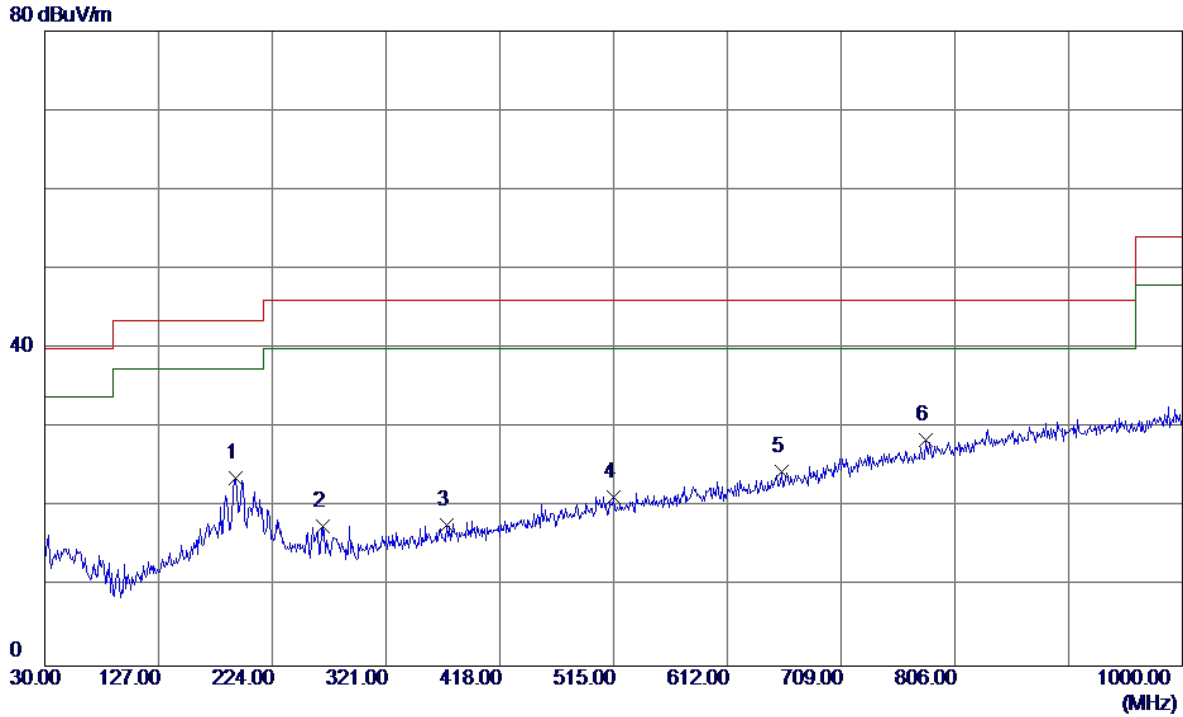
Vertical



No.	Freq. MHz	Reading Level dBuV/m	Correct Factor dB	Measurement dBuV/m	Limit dBuV/m	Margin dB	Detector	Comment
1 *	59.1000	39.71	-14.22	25.49	40.00	-14.51	Peak	
2	174.5300	35.75	-12.20	23.55	43.50	-19.95	Peak	
3	346.2200	28.89	-12.02	16.87	46.00	-29.13	Peak	
4	476.2000	30.42	-9.30	21.12	46.00	-24.88	Peak	
5	607.1500	29.80	-6.28	23.52	46.00	-22.48	Peak	
6	747.8000	30.46	-2.51	27.95	46.00	-18.05	Peak	

Test Mode: UNII-1/TX A Mode 5240MHz(Adapter: HUNTKEY)

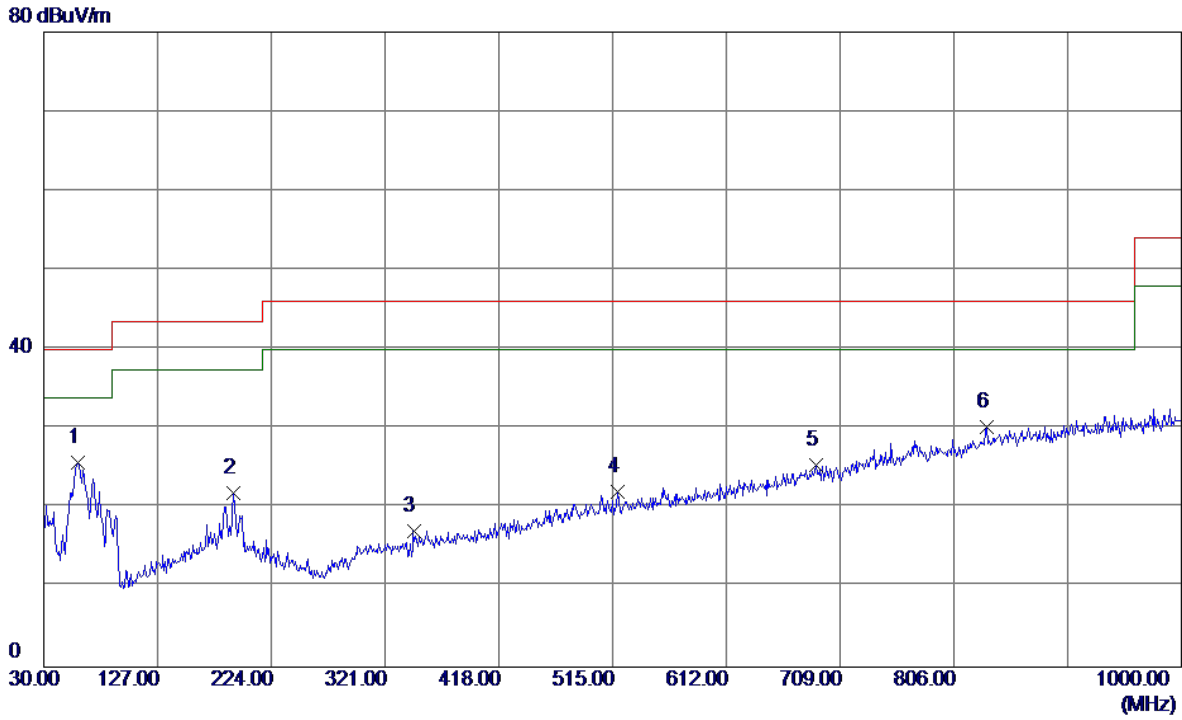
**Horizontal**



No.	Freq. MHz	Reading Level dBuV/m	Correct Factor dB	Measure ment dBuV/m	Limit dBuV/m	Margin dB	Detector	Comment
1	192.9600	36.85	-13.11	23.74	43.50	-19.76	Peak	
2	266.6800	33.45	-15.80	17.65	46.00	-28.35	Peak	
3	372.4100	29.46	-11.69	17.77	46.00	-28.23	Peak	
4	515.0000	29.77	-8.42	21.35	46.00	-24.65	Peak	
5	658.5600	29.75	-5.21	24.54	46.00	-21.46	Peak	
6 *	780.7800	30.27	-1.78	28.49	46.00	-17.51	Peak	

Test Mode: UNII-2A/TX A Mode 5260MHz(Adapter: HUNTKEY)

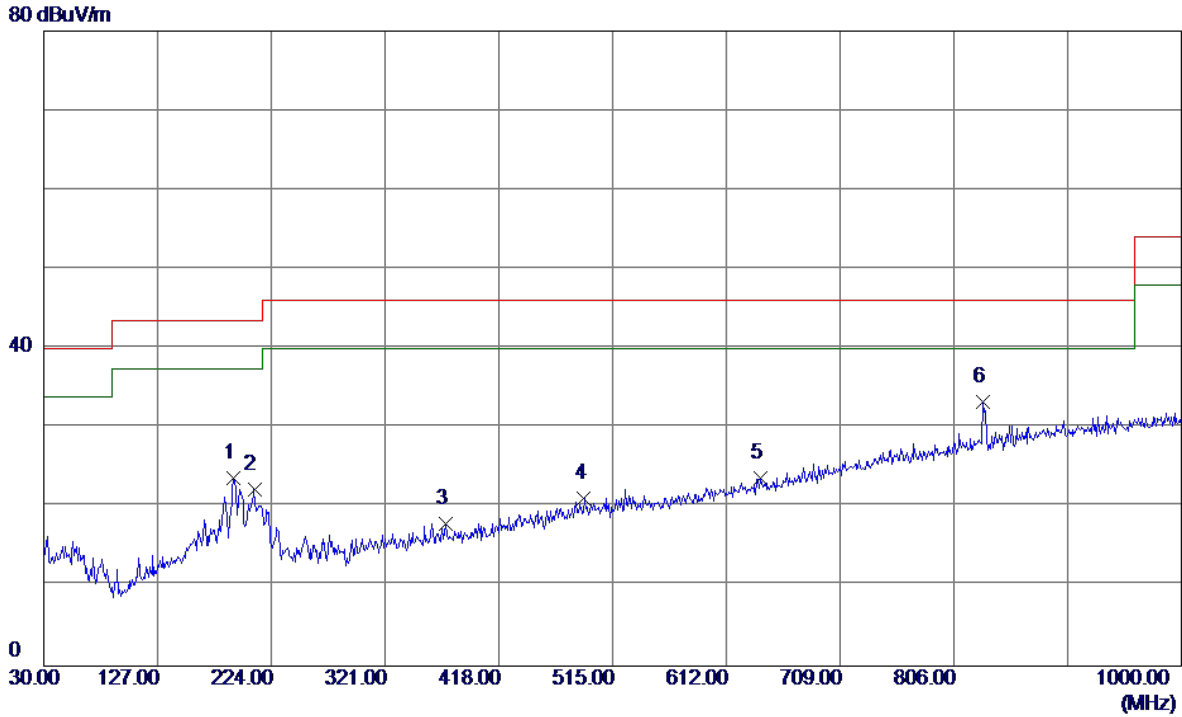
**Vertical**



No.	Freq. MHz	Reading Level dBuV/m	Correct Factor dB	Measure ment dBuV/m	Limit dBuV/m	Margin dB	Detector	Comment
1 *	59.1000	40.00	-14.22	25.78	40.00	-14.22	Peak	
2	191.9900	34.90	-13.03	21.87	43.50	-21.63	Peak	
3	345.2500	29.18	-12.04	17.14	46.00	-28.86	Peak	
4	518.8800	30.38	-8.34	22.04	46.00	-23.96	Peak	
5	688.6300	29.71	-4.29	25.42	46.00	-20.58	Peak	
6	834.1300	30.61	-0.43	30.18	46.00	-15.82	Peak	

Test Mode: UNII-2A/TX A Mode 5260MHz(Adapter: HUNTKEY)

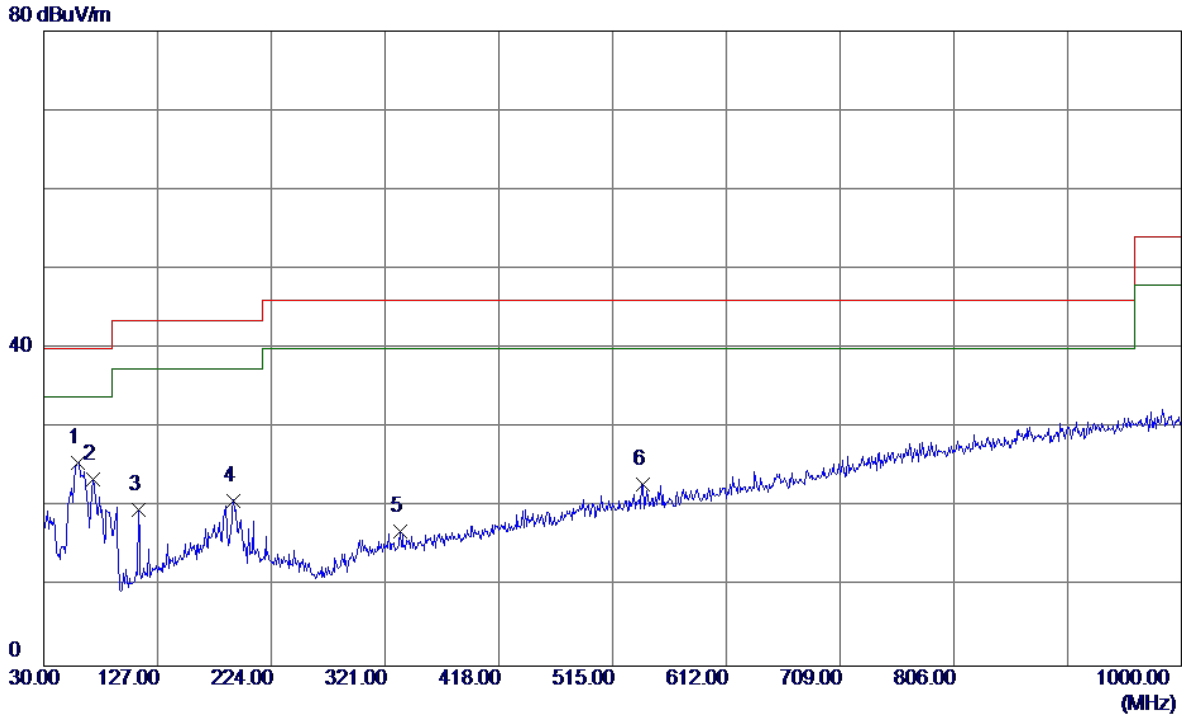
**Horizontal**



No.	Freq. MHz	Reading Level dBuV/m	Correct Factor dB	Measure ment dBuV/m	Limit dBuV/m	Margin dB	Detector	Comment
1	191.9900	36.64	-13.03	23.61	43.50	-19.89	Peak	
2	209.4500	36.13	-13.96	22.17	43.50	-21.33	Peak	
3	372.4100	29.65	-11.69	17.96	46.00	-28.04	Peak	
4	490.7500	30.06	-8.95	21.11	46.00	-24.89	Peak	
5	641.1000	29.35	-5.64	23.71	46.00	-22.29	Peak	
6 *	831.2199	33.82	-0.51	33.31	46.00	-12.69	Peak	

Test Mode: UNII-2A/TX A Mode 5320MHz(Adapter: HUNTKEY)

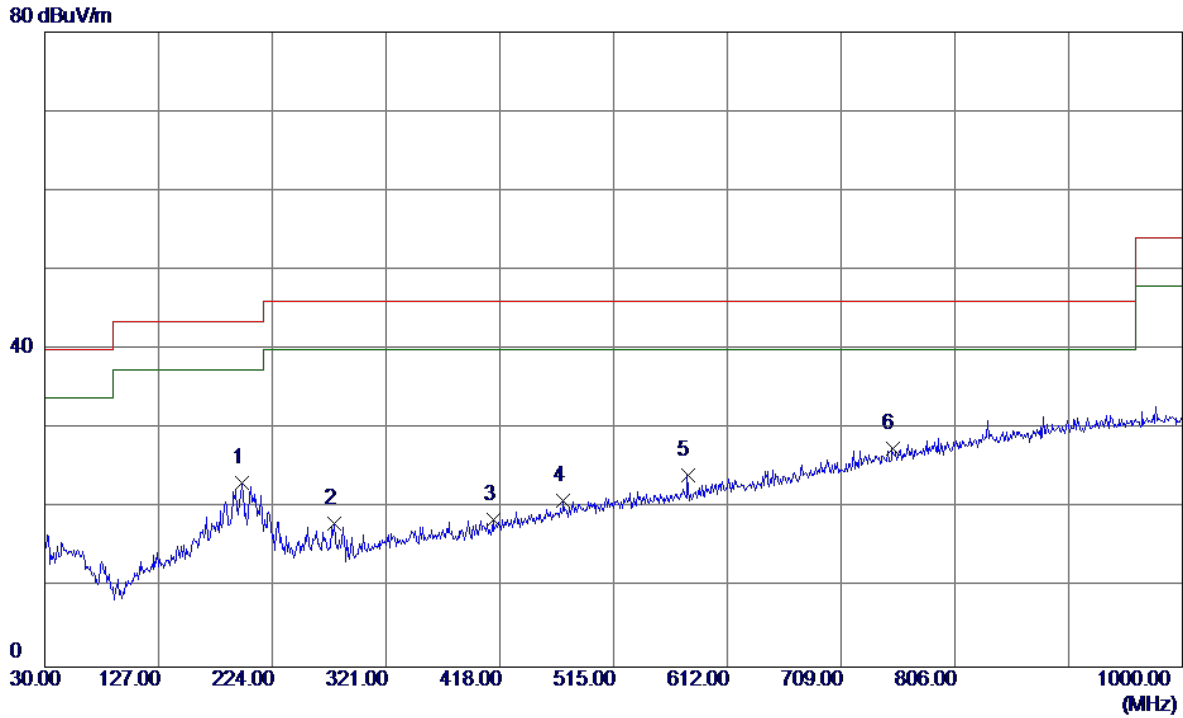
**Vertical**



No.	Freq. MHz	Reading Level dBuV/m	Correct Factor dB	Measure ment dBuV/m	Limit dBuV/m	Margin dB	Detector	Comment
1 *	59.1000	39.85	-14.22	25.63	40.00	-14.37	Peak	
2	71.7100	40.20	-16.71	23.49	40.00	-16.51	Peak	
3	110.5100	35.90	-16.15	19.75	43.50	-23.75	Peak	
4	191.9900	33.91	-13.03	20.88	43.50	-22.62	Peak	
5	333.6099	29.22	-12.24	16.98	46.00	-29.02	Peak	
6	541.1900	30.83	-7.89	22.94	46.00	-23.06	Peak	

Test Mode: UNII-2A/TX A Mode 5320MHz(Adapter: HUNTKEY)

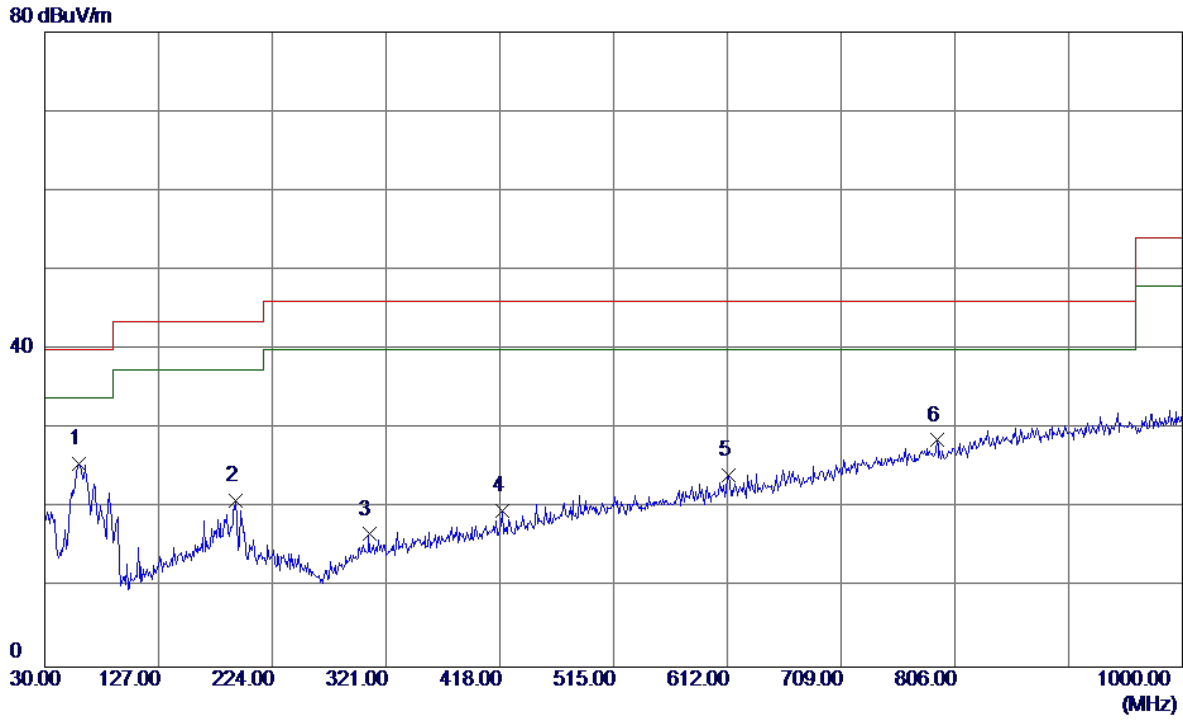
**Horizontal**



No.	Freq. MHz	Reading Level dBuV/m	Correct Factor dB	Measure ment dBuV/m	Limit dBuV/m	Margin dB	Detector	Comment
1	197.8100	36.74	-13.55	23.19	43.50	-20.31	Peak	
2	276.3800	33.23	-15.16	18.07	46.00	-27.93	Peak	
3	412.1800	29.59	-11.01	18.58	46.00	-27.42	Peak	
4	472.3200	30.29	-9.40	20.89	46.00	-25.11	Peak	
5	578.0500	31.10	-6.99	24.11	46.00	-21.89	Peak	
6 *	752.6500	29.98	-2.39	27.59	46.00	-18.41	Peak	

Test Mode: UNII-2C/TX A Mode 5500MHz(Adapter: HUNTKEY)

Vertical

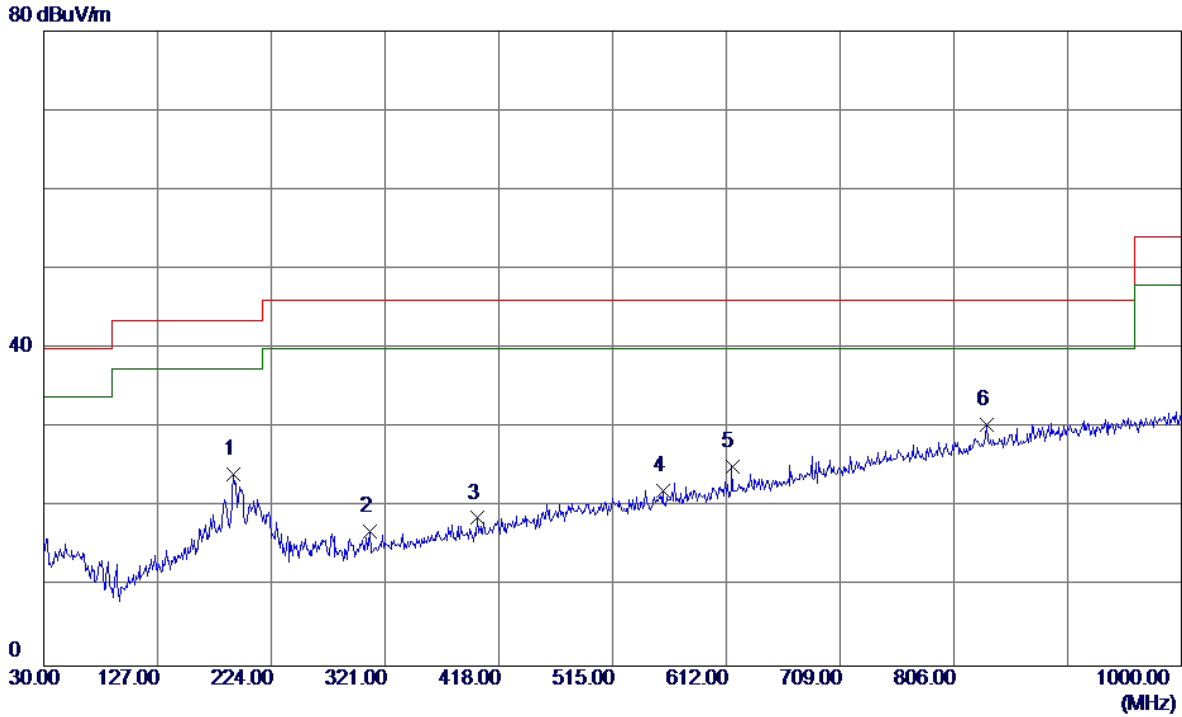


No.	Freq. MHz	Reading Level dBuV/m	Correct Factor dB	Measure ment dBuV/m	Limit dBuV/m	Margin dB	Detector	Comment
1 *	59.1000	39.79	-14.22	25.57	40.00	-14.43	Peak	
2	192.9600	34.05	-13.11	20.94	43.50	-22.56	Peak	
3	306.4500	29.44	-12.72	16.72	46.00	-29.28	Peak	
4	419.9400	30.47	-10.79	19.68	46.00	-26.32	Peak	
5	612.9699	30.38	-6.17	24.21	46.00	-21.79	Peak	
6	790.4800	30.13	-1.57	28.56	46.00	-17.44	Peak	



Test Mode: UNII-2C/TX A Mode 5500MHz(Adapter: HUNTKEY)

**Horizontal**

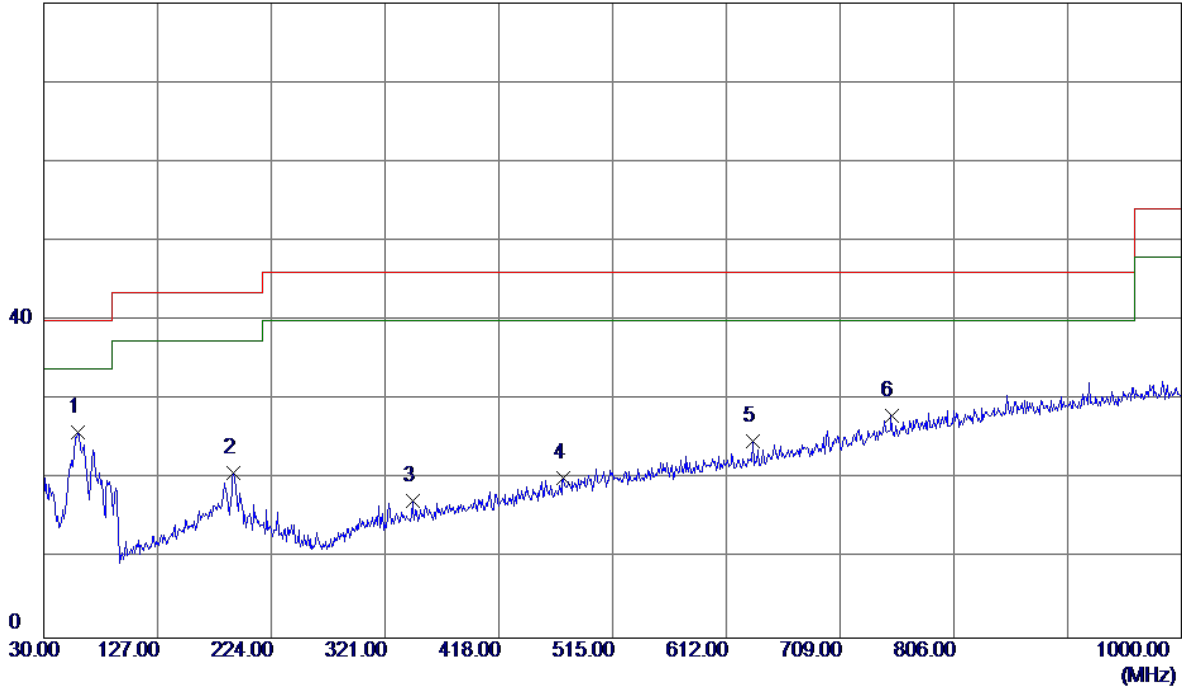


No.	Freq. MHz	Reading Level dBuV/m	Correct Factor dB	Measure ment dBuV/m	Limit dBuV/m	Margin dB	Detector	Comment
1	191.9900	37.15	-13.03	24.12	43.50	-19.38	Peak	
2	308.3900	29.62	-12.68	16.94	46.00	-29.06	Peak	
3	399.5700	30.01	-11.37	18.64	46.00	-27.36	Peak	
4	557.6800	29.58	-7.52	22.06	46.00	-23.94	Peak	
5	616.8500	31.18	-6.10	25.08	46.00	-20.92	Peak	
6 *	834.1300	30.77	-0.43	30.34	46.00	-15.66	Peak	

Test Mode: UNII-2C/TX A Mode 5700MHz(Adapter: HUNTKEY)

**Vertical**

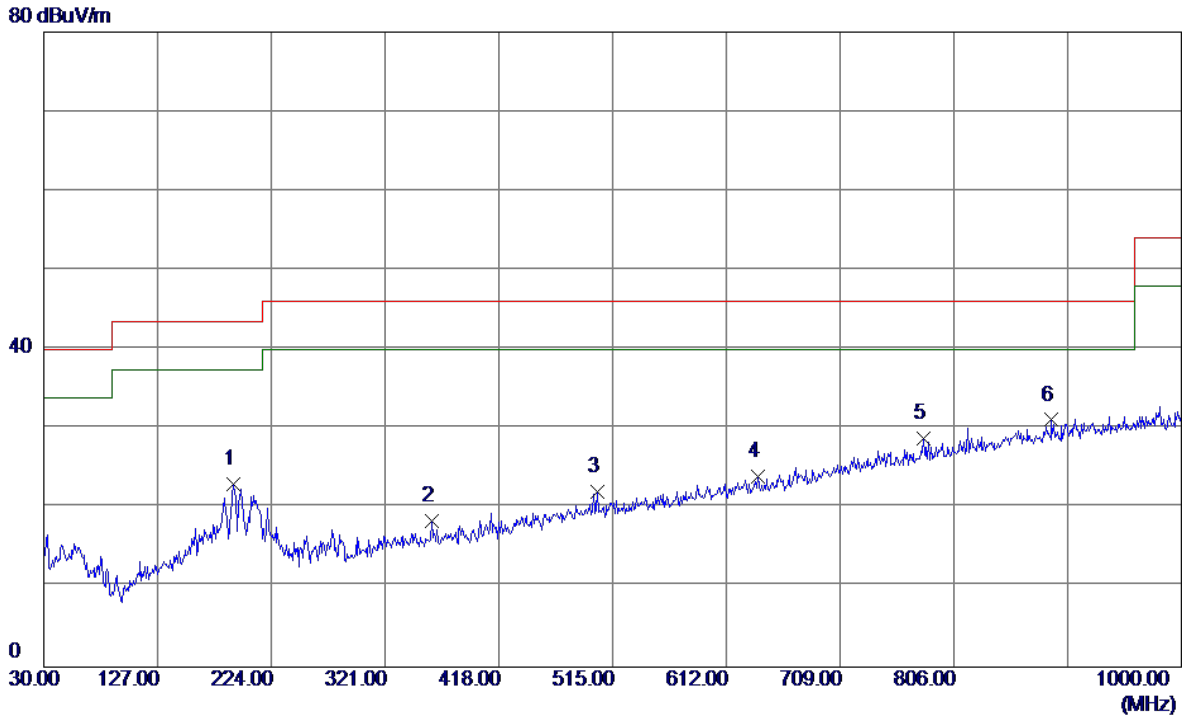
80 dBuV/m



No.	Freq. MHz	Reading Level dBuV/m	Correct Factor dB	Measure ment dBuV/m	Limit dBuV/m	Margin dB	Detector	Comment
1 *	59.1000	40.20	-14.22	25.98	40.00	-14.02	Peak	
2	191.9900	33.82	-13.03	20.79	43.50	-22.71	Peak	
3	344.2800	29.38	-12.06	17.32	46.00	-28.68	Peak	
4	473.2900	29.57	-9.37	20.20	46.00	-25.80	Peak	
5	634.3100	30.59	-5.77	24.82	46.00	-21.18	Peak	
6	752.6500	30.45	-2.39	28.06	46.00	-17.94	Peak	

Test Mode: UNII-2C/TX A Mode 5700MHz(Adapter: HUNTKEY)

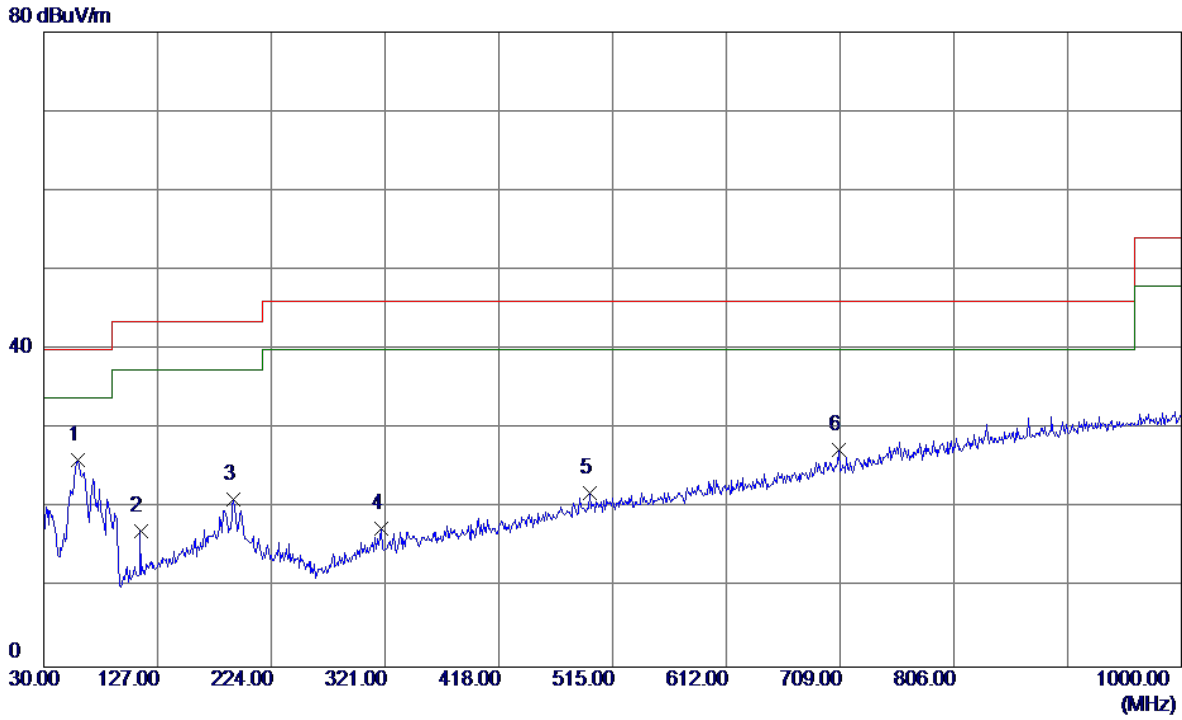
**Horizontal**



No.	Freq. MHz	Reading Level dBuV/m	Correct Factor dB	Measure ment dBuV/m	Limit dBuV/m	Margin dB	Detector	Comment
1	191.9900	36.14	-13.03	23.11	43.50	-20.39	Peak	
2	360.7700	30.25	-11.83	18.42	46.00	-27.58	Peak	
3	502.3900	30.73	-8.67	22.06	46.00	-23.94	Peak	
4	639.1599	29.75	-5.68	24.07	46.00	-21.93	Peak	
5	779.8100	30.61	-1.80	28.81	46.00	-17.19	Peak	
6 *	889.4200	30.31	0.81	31.12	46.00	-14.88	Peak	

Test Mode: UNII-3/TX A Mode 5745MHz(Adapter: HUNTKEY)

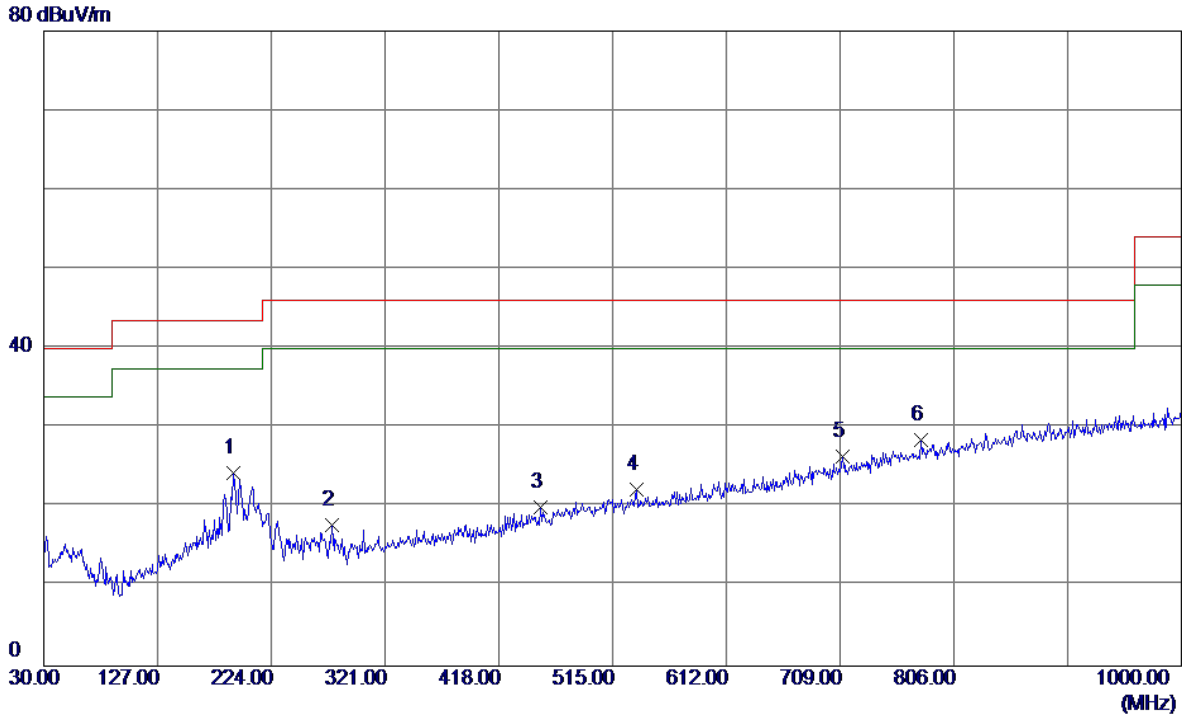
Vertical



No.	Freq. MHz	Reading Level dBuV/m	Correct Factor dB	Measurement dBuV/m	Limit dBuV/m	Margin dB	Detector	Comment
1 *	59.1000	40.34	-14.22	26.12	40.00	-13.88	Peak	
2	112.4500	33.07	-16.00	17.07	43.50	-26.43	Peak	
3	191.9900	34.16	-13.03	21.13	43.50	-22.37	Peak	
4	318.0900	29.93	-12.51	17.42	46.00	-28.58	Peak	
5	495.6000	30.82	-8.83	21.99	46.00	-24.01	Peak	
6	708.0300	31.00	-3.70	27.30	46.00	-18.70	Peak	

Test Mode: UNII-3/TX A Mode 5745MHz(Adapter: HUNTKEY)

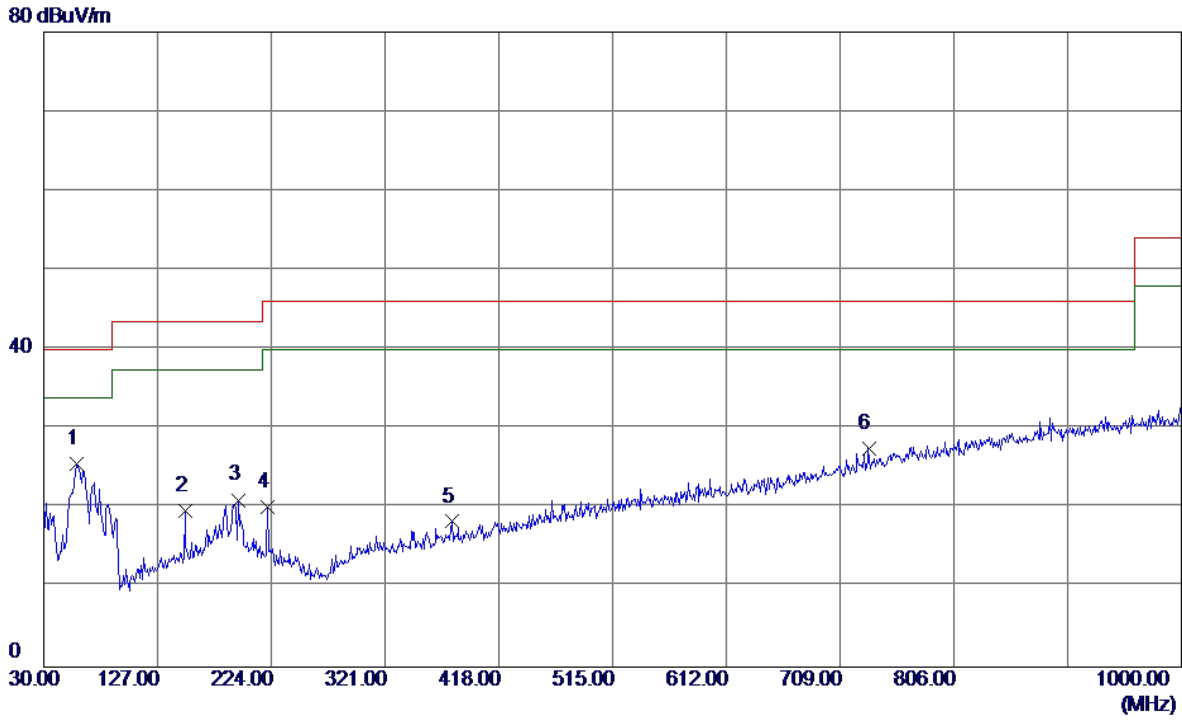
**Horizontal**



No.	Freq. MHz	Reading Level dBuV/m	Correct Factor dB	Measure ment dBuV/m	Limit dBuV/m	Margin dB	Detector	Comment
1	191.9900	37.30	-13.03	24.27	43.50	-19.23	Peak	
2	275.4100	33.03	-15.26	17.77	46.00	-28.23	Peak	
3	453.8900	29.82	-9.85	19.97	46.00	-26.03	Peak	
4	535.3700	30.31	-8.01	22.30	46.00	-23.70	Peak	
5	710.9400	29.95	-3.61	26.34	46.00	-19.66	Peak	
6 *	777.8700	30.33	-1.84	28.49	46.00	-17.51	Peak	

Test Mode: UNII-3/TX A Mode 5825MHz(Adapter: HUNTKEY)

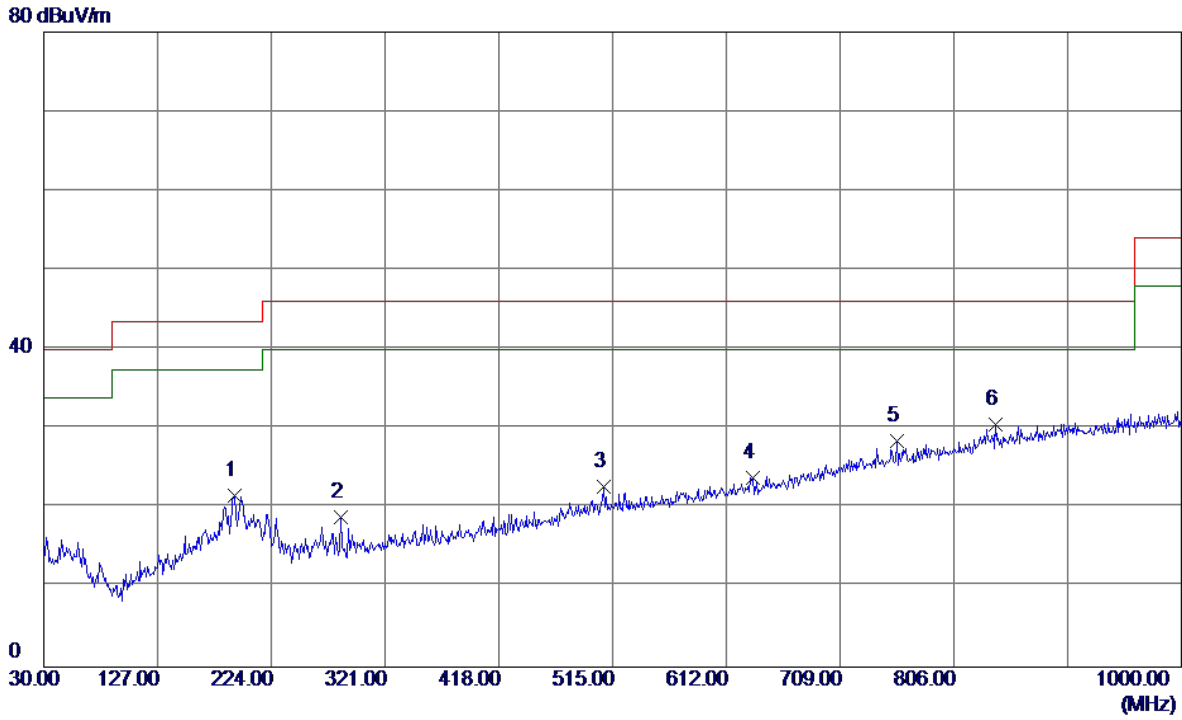
Vertical



No.	Freq. MHz	Reading Level dBuV/m	Correct Factor dB	Measure ment dBuV/m	Limit dBuV/m	Margin dB	Detector	Comment
1 *	58.1300	39.66	-14.13	25.53	40.00	-14.47	Peak	
2	150.2800	33.15	-13.51	19.64	43.50	-23.86	Peak	
3	195.8700	34.42	-13.38	21.04	43.50	-22.46	Peak	
4	221.0900	34.03	-13.93	20.10	46.00	-25.90	Peak	
5	378.2300	29.94	-11.62	18.32	46.00	-27.68	Peak	
6	733.2500	30.52	-2.95	27.57	46.00	-18.43	Peak	

Test Mode: UNII-3/TX A Mode 5825MHz(Adapter: HUNTKEY)

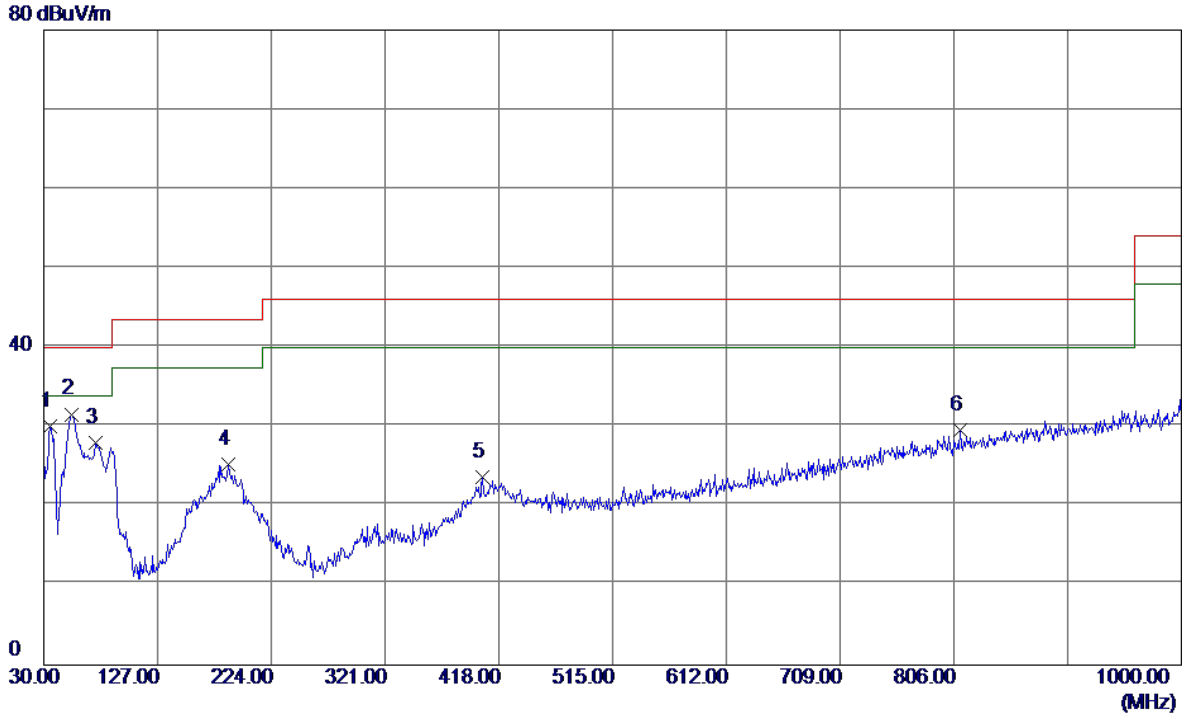
**Horizontal**



No.	Freq. MHz	Reading Level dBuV/m	Correct Factor dB	Measure ment dBuV/m	Limit dBuV/m	Margin dB	Detector	Comment
1	192.9600	34.77	-13.11	21.66	43.50	-21.84	Peak	
2	283.1700	33.41	-14.59	18.82	46.00	-27.18	Peak	
3	507.2400	31.24	-8.57	22.67	46.00	-23.33	Peak	
4	634.3100	29.61	-5.77	23.84	46.00	-22.16	Peak	
5	757.5000	30.69	-2.28	28.41	46.00	-17.59	Peak	
6 *	841.8900	30.74	-0.22	30.52	46.00	-15.48	Peak	

Test Mode: UNII-1/TX A Mode 5180MHz(Adapter: HUNTKEY)

Vertical

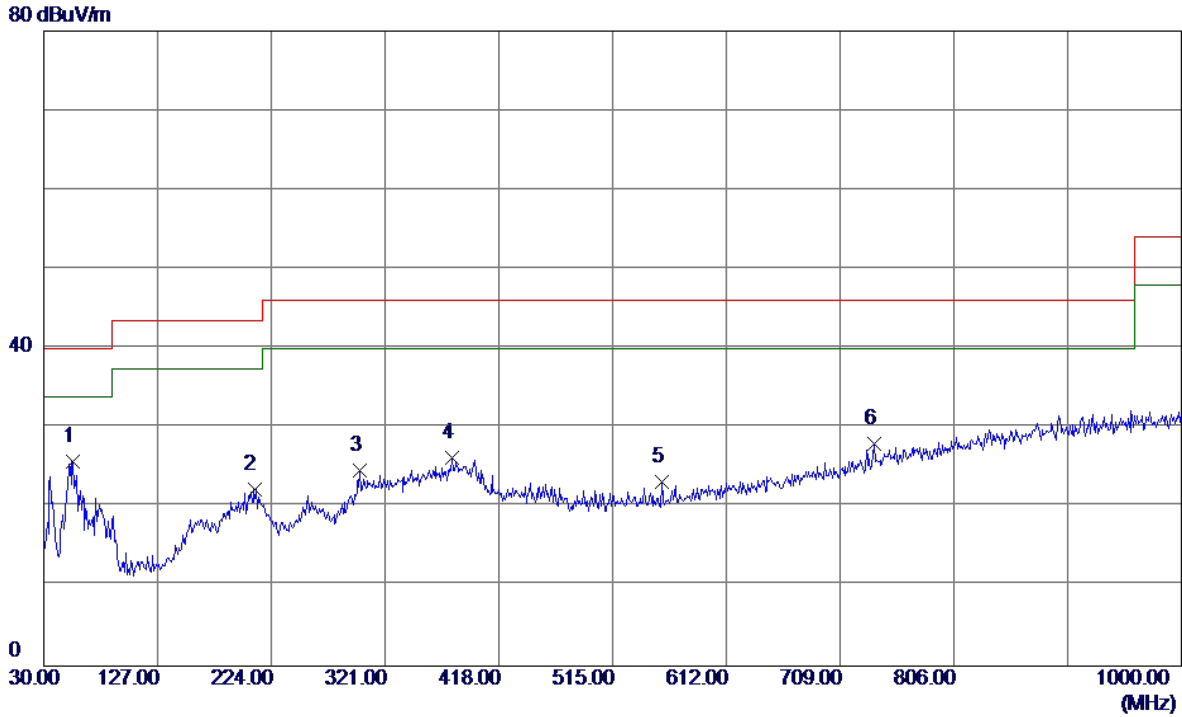


No.	Freq. MHz	Reading Level dBuV/m	Correct Factor dB	Measure ment dBuV/m	Limit dBuV/m	Margin dB	Detector	Comment
1	35.8200	44.61	-14.51	30.10	40.00	-9.90	Peak	
2 *	53.2800	45.48	-13.88	31.60	40.00	-8.40	Peak	
3	74.6200	45.10	-17.04	28.06	40.00	-11.94	Peak	
4	187.1400	37.94	-12.61	25.33	43.50	-18.17	Peak	
5	404.4200	34.96	-11.23	23.73	46.00	-22.27	Peak	
6	811.8200	30.65	-1.04	29.61	46.00	-16.39	Peak	



Test Mode: UNII-1/TX A Mode 5180MHz(Adapter: Salcomp)

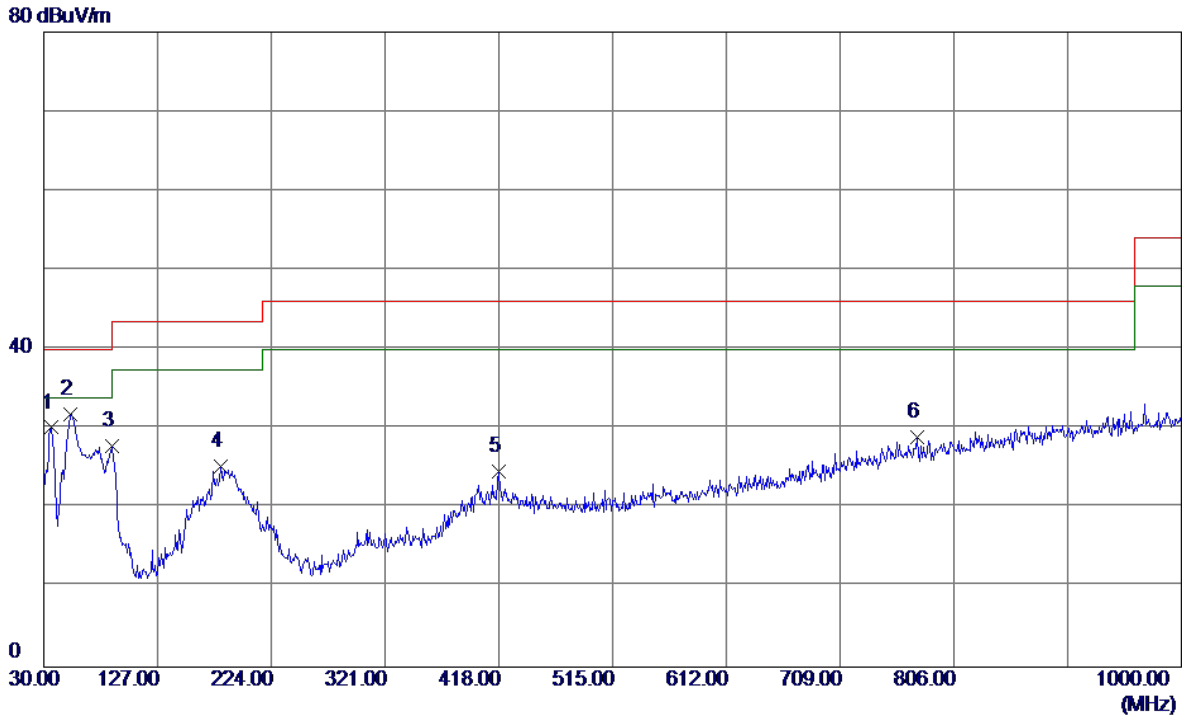
**Horizontal**



No.	Freq. MHz	Reading Level dBuV/m	Correct Factor dB	Measure ment dBuV/m	Limit dBuV/m	Margin dB	Detector	Comment
1 *	55.2200	39.69	-13.94	25.75	40.00	-14.25	Peak	
2	209.4500	36.26	-13.96	22.30	43.50	-21.20	Peak	
3	299.6600	37.48	-12.88	24.60	46.00	-21.40	Peak	
4	378.2300	37.86	-11.62	26.24	46.00	-19.76	Peak	
5	556.7100	30.70	-7.54	23.16	46.00	-22.84	Peak	
6	738.1000	30.85	-2.80	28.05	46.00	-17.95	Peak	

Test Mode: UNII-1/TX A Mode 5240MHz(Adapter: Salcomp)

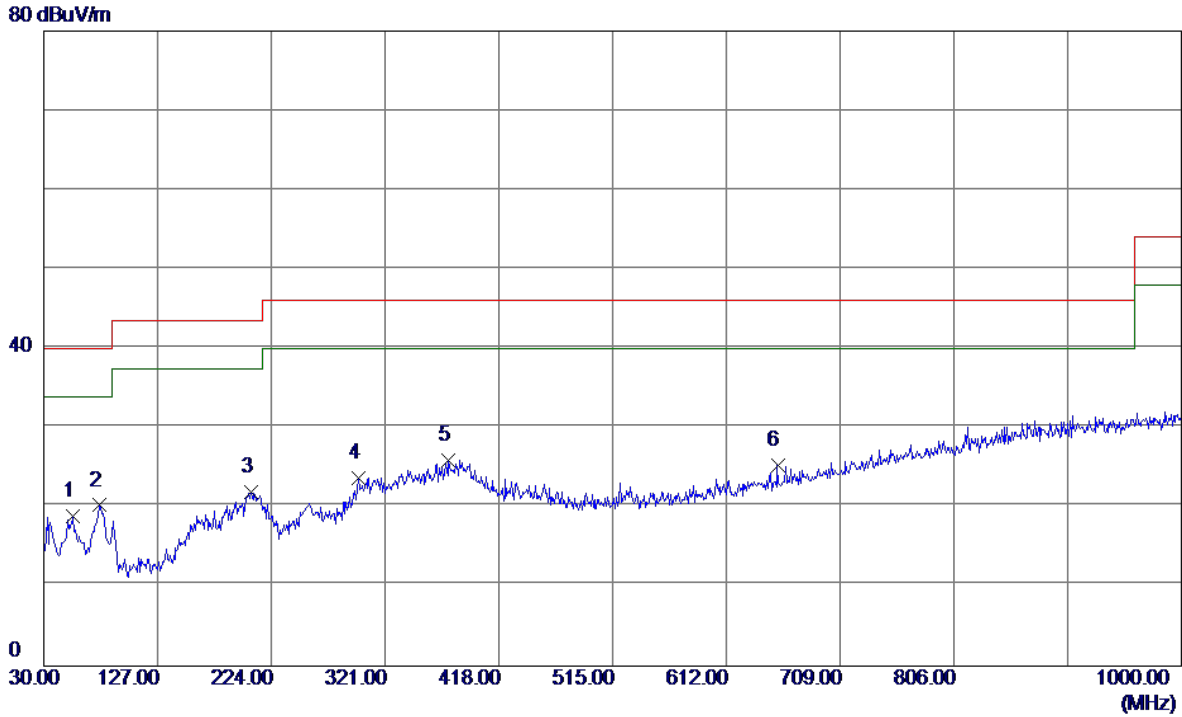
**Vertical**



No.	Freq. MHz	Reading Level dBuV/m	Correct Factor dB	Measure ment dBuV/m	Limit dBuV/m	Margin dB	Detector	Comment
1	36.7900	44.57	-14.41	30.16	40.00	-9.84	Peak	
2 *	52.3100	45.58	-13.79	31.79	40.00	-8.21	Peak	
3	88.2000	46.47	-18.56	27.91	43.50	-15.59	Peak	
4	181.3200	37.46	-12.15	25.31	43.50	-18.19	Peak	
5	418.0000	35.51	-10.85	24.66	46.00	-21.34	Peak	
6	774.9600	30.84	-1.90	28.94	46.00	-17.06	Peak	

Test Mode: UNII-1/TX A Mode 5240MHz(Adapter: Salcomp)

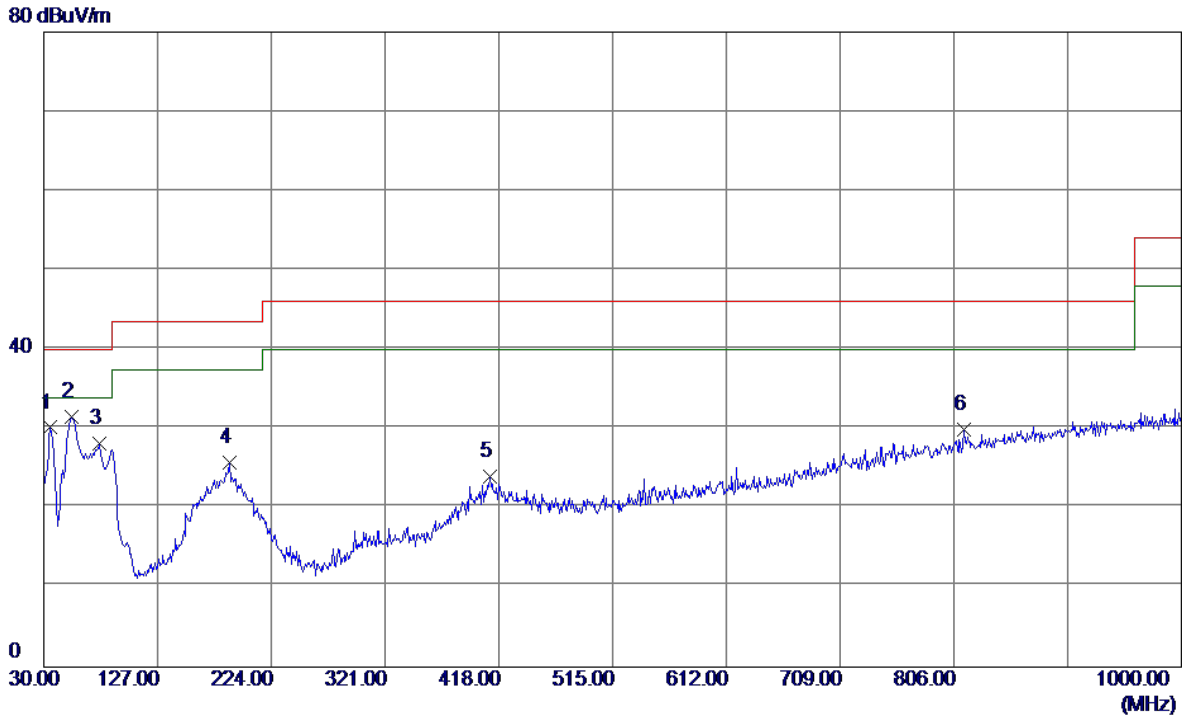
**Horizontal**



No.	Freq. MHz	Reading Level dBuV/m	Correct Factor dB	Measure ment dBuV/m	Limit dBuV/m	Margin dB	Detector	Comment
1	55.2200	32.82	-13.94	18.88	40.00	-21.12	Peak	
2 *	77.5300	37.91	-17.67	20.24	40.00	-19.76	Peak	
3	206.5399	35.79	-13.90	21.89	43.50	-21.61	Peak	
4	298.6900	36.65	-13.01	23.64	46.00	-22.36	Peak	
5	375.3200	37.63	-11.65	25.98	46.00	-20.02	Peak	
6	655.6500	30.52	-5.30	25.22	46.00	-20.78	Peak	

Test Mode: UNII-2A/TX A Mode 5260MHz(Adapter: Salcomp)

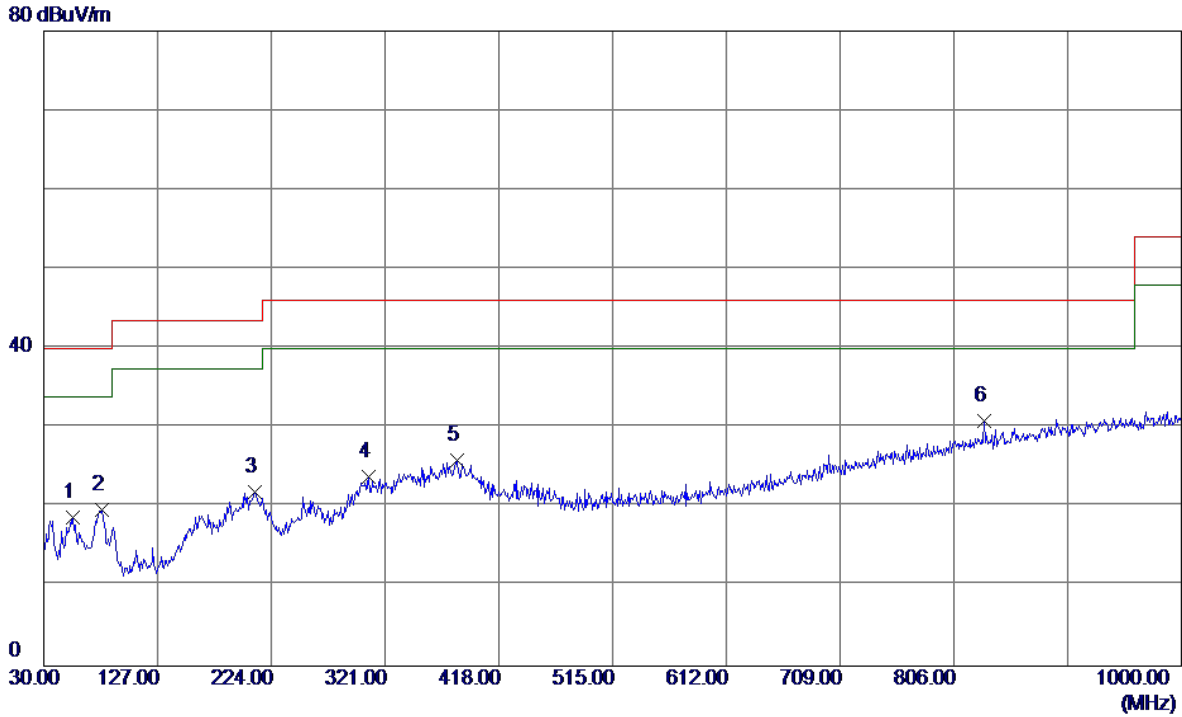
**Vertical**



No.	Freq. MHz	Reading Level dBuV/m	Correct Factor dB	Measure ment dBuV/m	Limit dBuV/m	Margin dB	Detector	Comment
1	35.8200	44.67	-14.51	30.16	40.00	-9.84	Peak	
2 *	53.2800	45.42	-13.88	31.54	40.00	-8.46	Peak	
3	77.5300	45.79	-17.67	28.12	40.00	-11.88	Peak	
4	188.1100	38.49	-12.69	25.80	43.50	-17.70	Peak	
5	410.2400	35.01	-11.07	23.94	46.00	-22.06	Peak	
6	814.7300	30.95	-0.96	29.99	46.00	-16.01	Peak	

Test Mode: UNII-2A/TX A Mode 5260MHz(Adapter: Salcomp)

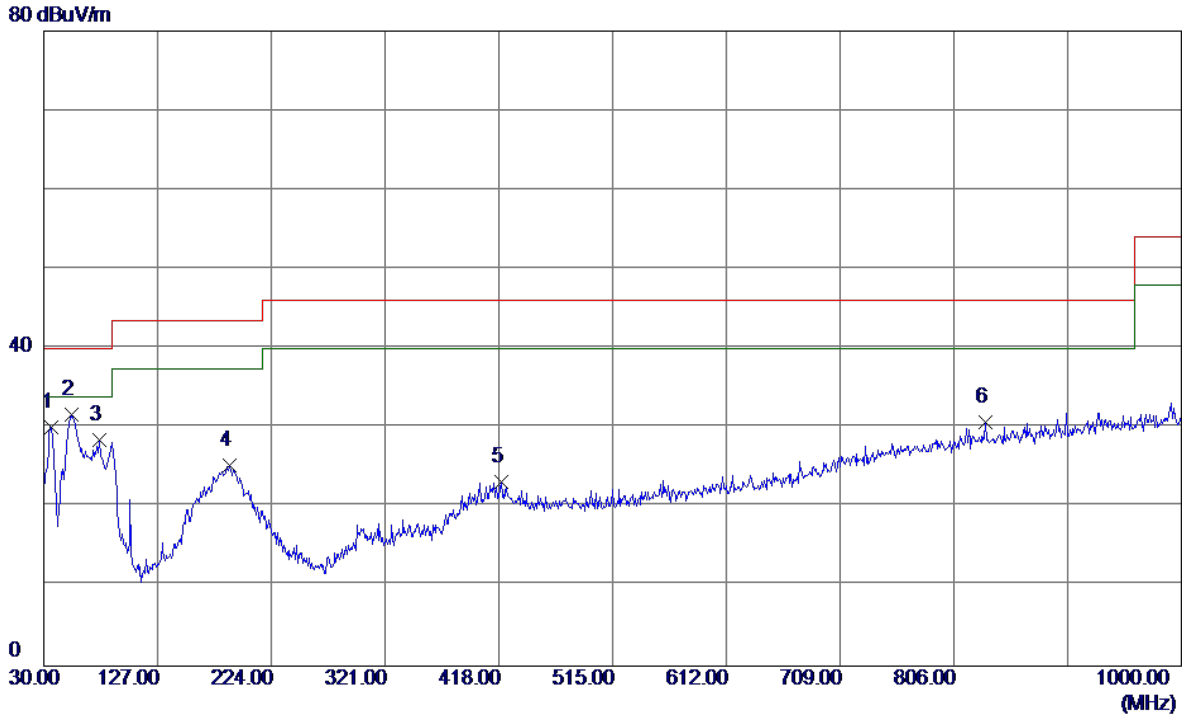
**Horizontal**



No.	Freq. MHz	Reading Level dBuV/m	Correct Factor dB	Measure ment dBuV/m	Limit dBuV/m	Margin dB	Detector	Comment
1	55.2200	32.71	-13.94	18.77	40.00	-21.23	Peak	
2	79.4700	37.78	-18.12	19.66	40.00	-20.34	Peak	
3	210.4200	35.94	-13.97	21.97	43.50	-21.53	Peak	
4	307.4200	36.57	-12.70	23.87	46.00	-22.13	Peak	
5	382.1099	37.53	-11.57	25.96	46.00	-20.04	Peak	
6 *	832.1900	31.39	-0.48	30.91	46.00	-15.09	Peak	

Test Mode: UNII-2A/TX A Mode 5320MHz(Adapter: Salcomp)

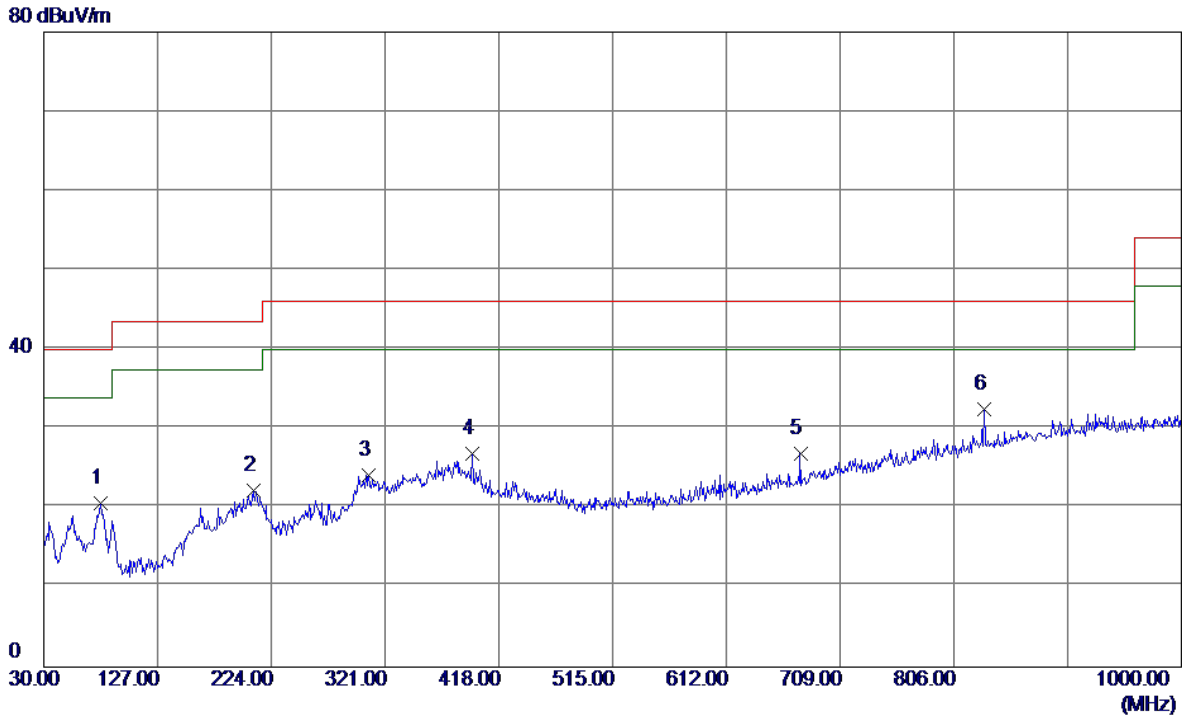
**Vertical**



No.	Freq. MHz	Reading Level dBuV/m	Correct Factor dB	Measure ment dBuV/m	Limit dBuV/m	Margin dB	Detector	Comment
1	36.7900	44.56	-14.41	30.15	40.00	-9.85	Peak	
2 *	53.2800	45.61	-13.88	31.73	40.00	-8.27	Peak	
3	77.5300	46.08	-17.67	28.41	40.00	-11.59	Peak	
4	188.1100	38.04	-12.69	25.35	43.50	-18.15	Peak	
5	419.9400	33.95	-10.79	23.16	46.00	-22.84	Peak	
6	833.1599	31.12	-0.46	30.66	46.00	-15.34	Peak	

Test Mode: UNII-2A/TX A Mode 5320MHz(Adapter: Salcomp)

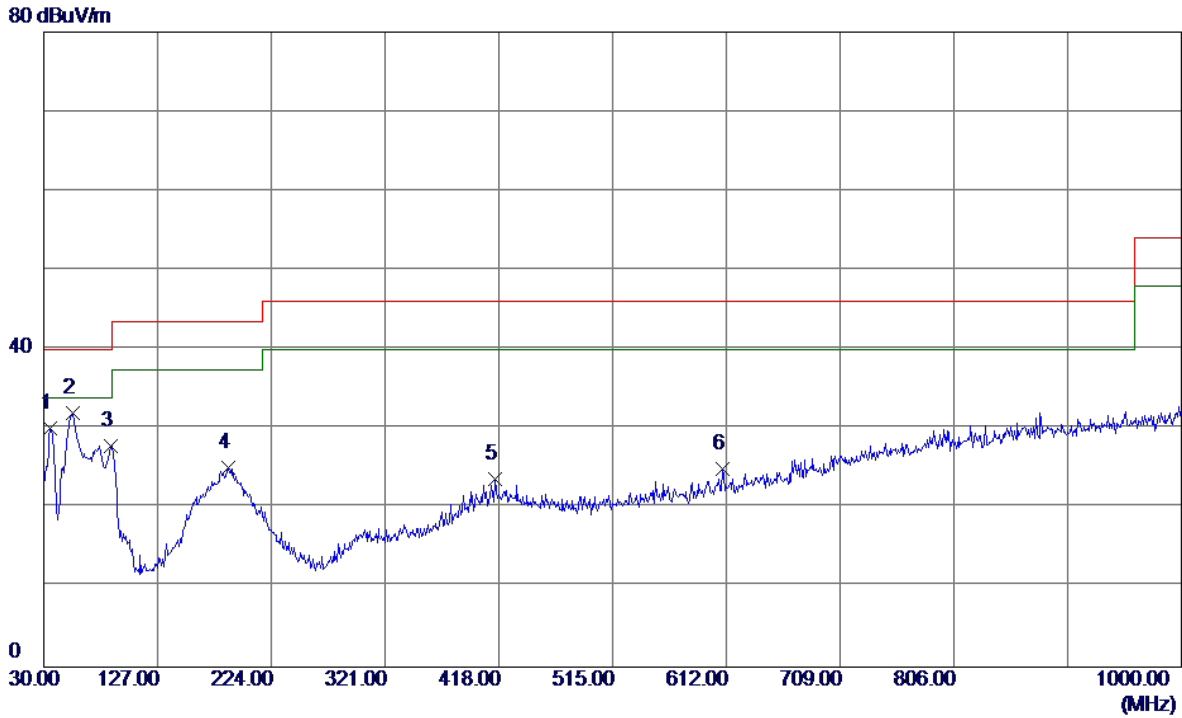
Horizontal



No.	Freq. MHz	Reading Level dBuV/m	Correct Factor dB	Measure ment dBuV/m	Limit dBuV/m	Margin dB	Detector	Comment
1	78.5000	38.47	-17.89	20.58	40.00	-19.42	Peak	
2	208.4800	36.23	-13.94	22.29	43.50	-21.21	Peak	
3	307.4200	36.86	-12.70	24.16	46.00	-21.84	Peak	
4	395.6900	38.28	-11.41	26.87	46.00	-19.13	Peak	
5	675.0500	31.61	-4.71	26.90	46.00	-19.10	Peak	
6 *	832.1900	33.03	-0.48	32.55	46.00	-13.45	Peak	

Test Mode: UNII-2C/TX A Mode 5500MHz(Adapter: Salcomp)

Vertical

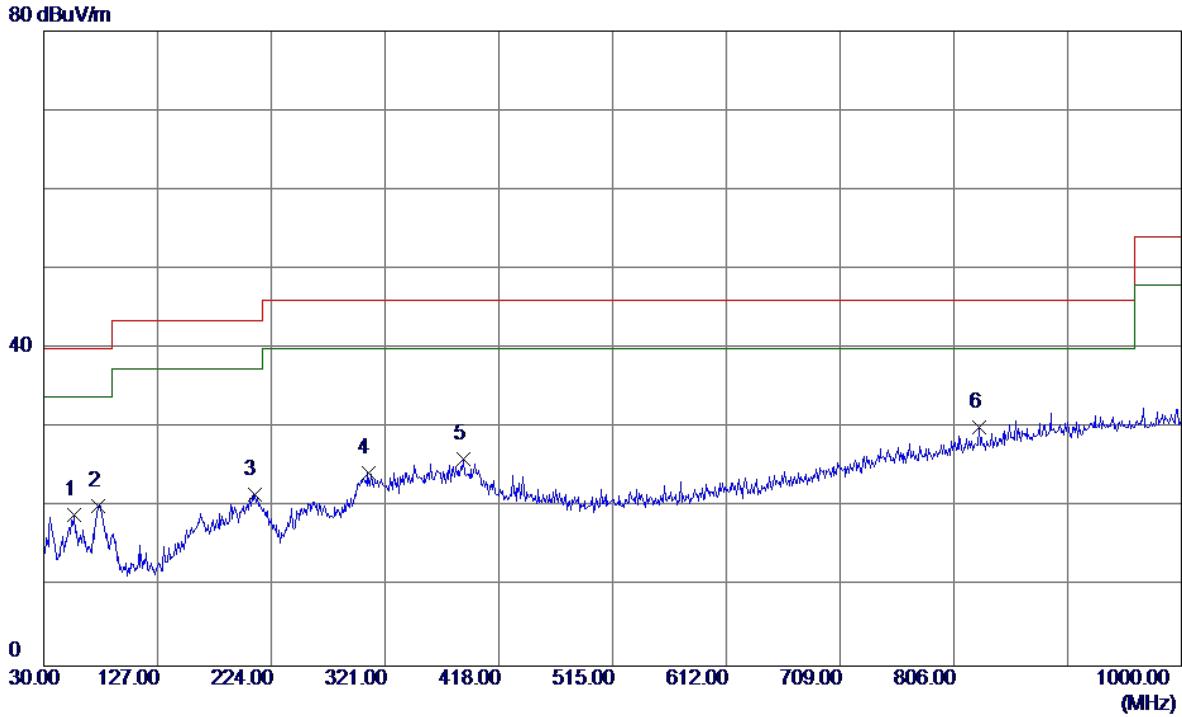


No.	Freq. MHz	Reading Level dBuV/m	Correct Factor dB	Measurement dBuV/m	Limit dBuV/m	Margin dB	Detector	Comment
1	35.8200	44.54	-14.51	30.03	40.00	-9.97	Peak	
2 *	55.2200	45.90	-13.94	31.96	40.00	-8.04	Peak	
3	87.2300	46.39	-18.51	27.88	40.00	-12.12	Peak	
4	187.1400	37.77	-12.61	25.16	43.50	-18.34	Peak	
5	415.0900	34.60	-10.93	23.67	46.00	-22.33	Peak	
6	609.0900	31.20	-6.25	24.95	46.00	-21.05	Peak	



Test Mode: UNII-2C/TX A Mode 5500MHz(Adapter: Salcomp)

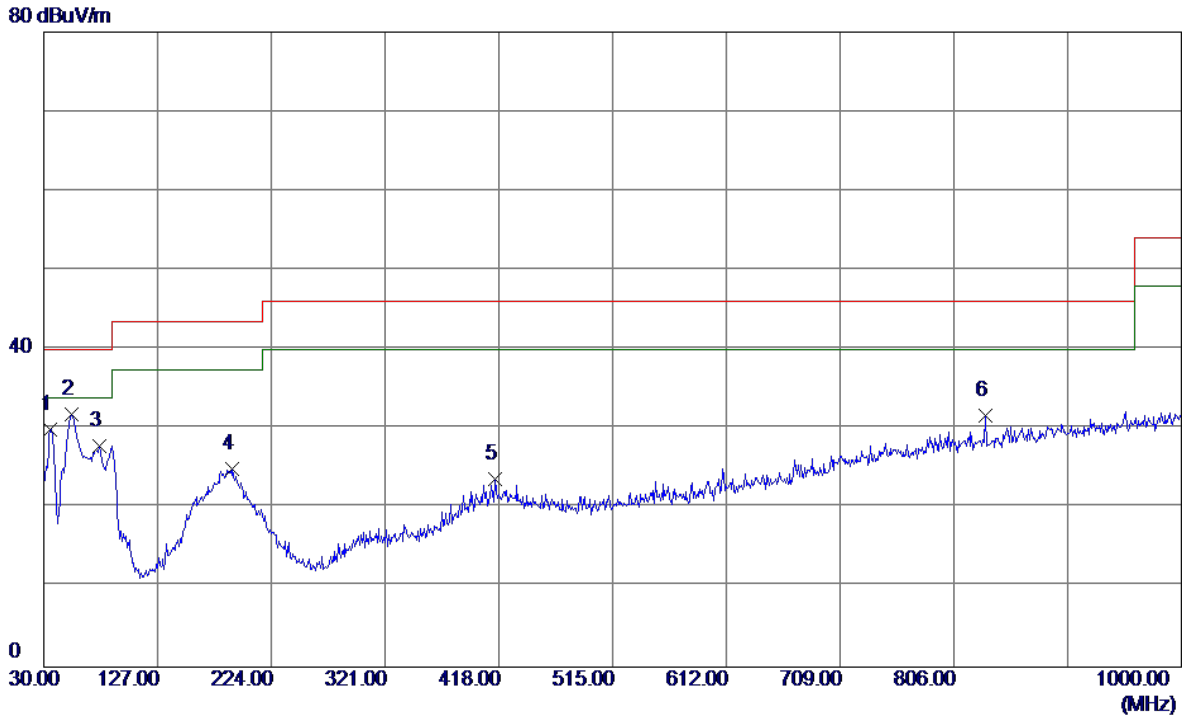
**Horizontal**



No.	Freq. MHz	Reading Level dBuV/m	Correct Factor dB	Measure ment dBuV/m	Limit dBuV/m	Margin dB	Detector	Comment
1	56.1900	32.95	-13.95	19.00	40.00	-21.00	Peak	
2	76.5600	37.67	-17.44	20.23	40.00	-19.77	Peak	
3	209.4500	35.57	-13.96	21.61	43.50	-21.89	Peak	
4	306.4500	36.98	-12.72	24.26	46.00	-21.74	Peak	
5	387.9300	37.56	-11.50	26.06	46.00	-19.94	Peak	
6 *	827.3400	30.74	-0.62	30.12	46.00	-15.88	Peak	

Test Mode: UNII-2C/TX A Mode 5700MHz(Adapter: Salcomp)

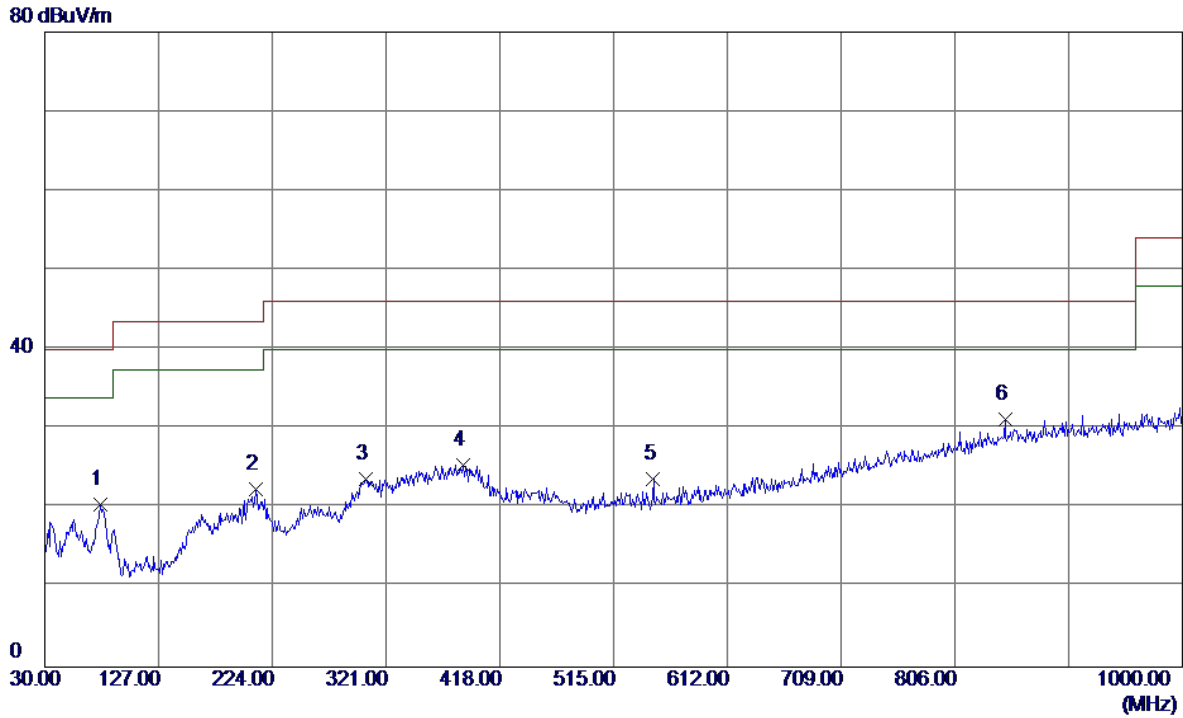
**Vertical**



No.	Freq. MHz	Reading Level dBuV/m	Correct Factor dB	Measure ment dBuV/m	Limit dBuV/m	Margin dB	Detector	Comment
1	35.8200	44.43	-14.51	29.92	40.00	-10.08	Peak	
2 *	53.2800	45.68	-13.88	31.80	40.00	-8.20	Peak	
3	77.5300	45.49	-17.67	27.82	40.00	-12.18	Peak	
4	191.0200	37.92	-12.94	24.98	43.50	-18.52	Peak	
5	415.0900	34.60	-10.93	23.67	46.00	-22.33	Peak	
6	833.1599	32.20	-0.46	31.74	46.00	-14.26	Peak	

Test Mode: UNII-2C/TX A Mode 5700MHz(Adapter: Salcomp)

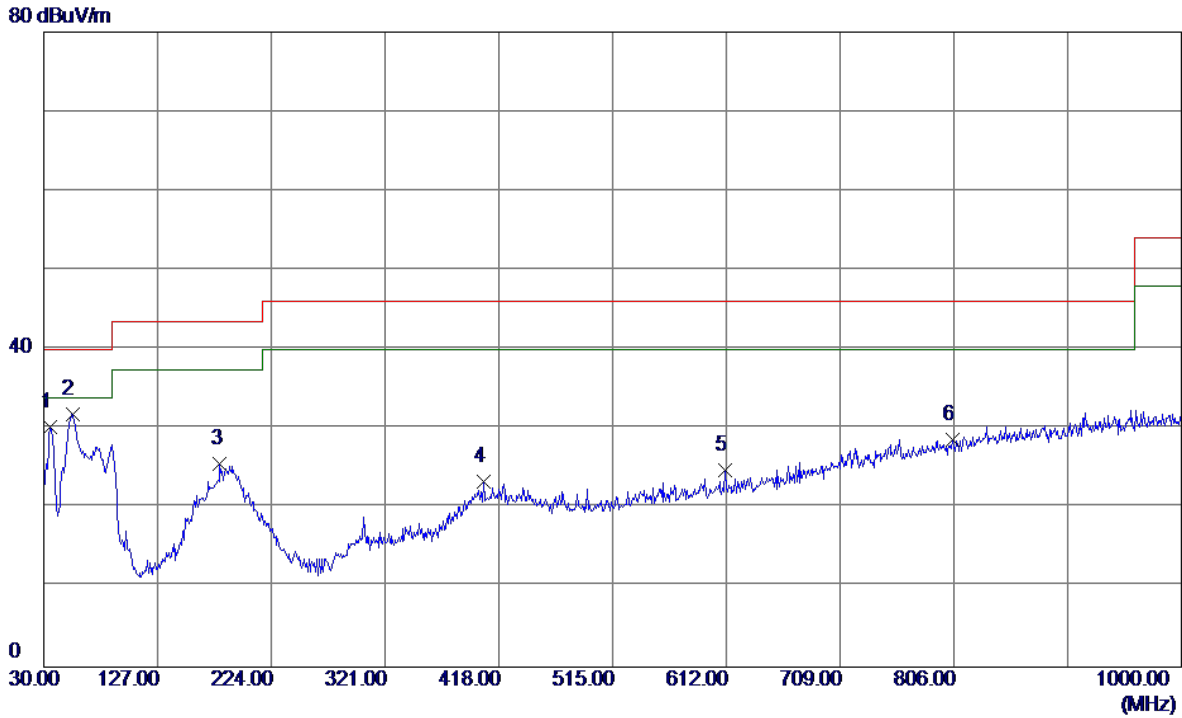
**Horizontal**



No.	Freq. MHz	Reading Level dBuV/m	Correct Factor dB	Measure ment dBuV/m	Limit dBuV/m	Margin dB	Detector	Comment
1	77.5300	38.21	-17.67	20.54	40.00	-19.46	Peak	
2	210.4200	36.39	-13.97	22.42	43.50	-21.08	Peak	
3	303.5400	36.51	-12.77	23.74	46.00	-22.26	Peak	
4	386.9600	36.99	-11.52	25.47	46.00	-20.53	Peak	
5	548.9500	31.40	-7.74	23.66	46.00	-22.34	Peak	
6 *	848.6800	31.17	-0.04	31.13	46.00	-14.87	Peak	

Test Mode: UNII-3/TX A Mode 5745MHz(Adapter: Salcomp)

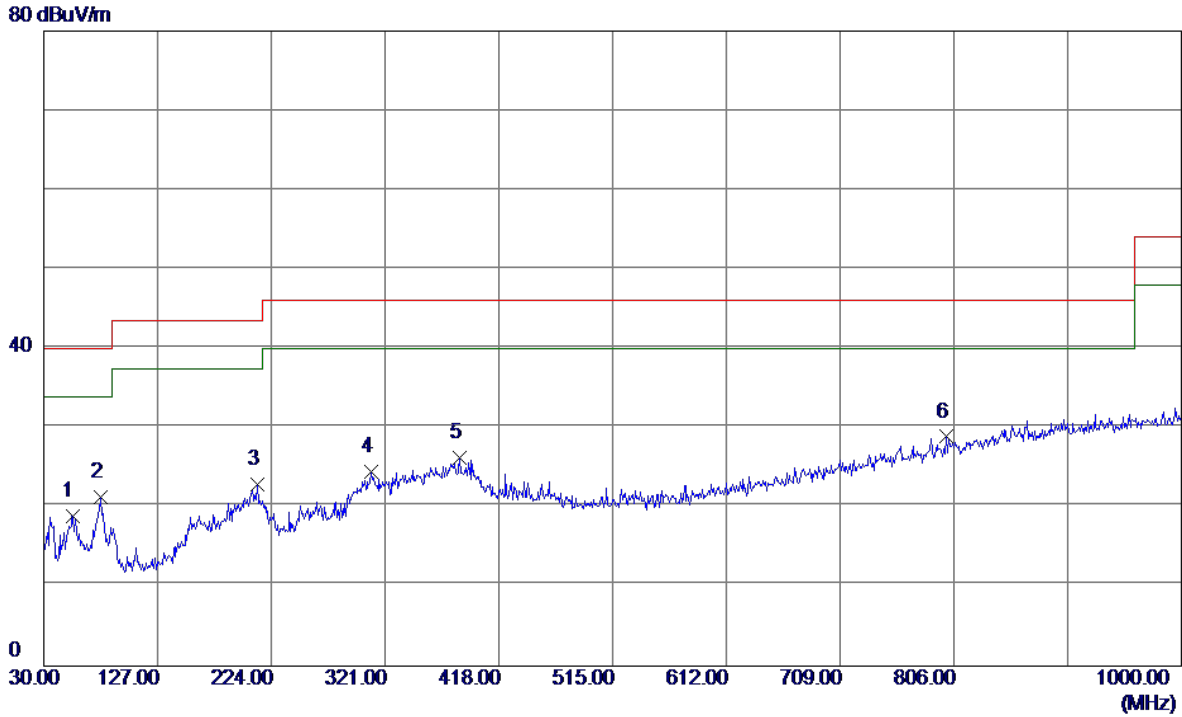
**Vertical**



No.	Freq. MHz	Reading Level dBuV/m	Correct Factor dB	Measure ment dBuV/m	Limit dBuV/m	Margin dB	Detector	Comment
1	35.8200	44.78	-14.51	30.27	40.00	-9.73	Peak	
2 *	54.2500	45.84	-13.95	31.89	40.00	-8.11	Peak	
3	180.3500	37.68	-12.07	25.61	43.50	-17.89	Peak	
4	405.3900	34.62	-11.21	23.41	46.00	-22.59	Peak	
5	611.0300	31.06	-6.21	24.85	46.00	-21.15	Peak	
6	805.0300	29.82	-1.22	28.60	46.00	-17.40	Peak	

Test Mode: UNII-3/TX A Mode 5745MHz(Adapter: Salcomp)

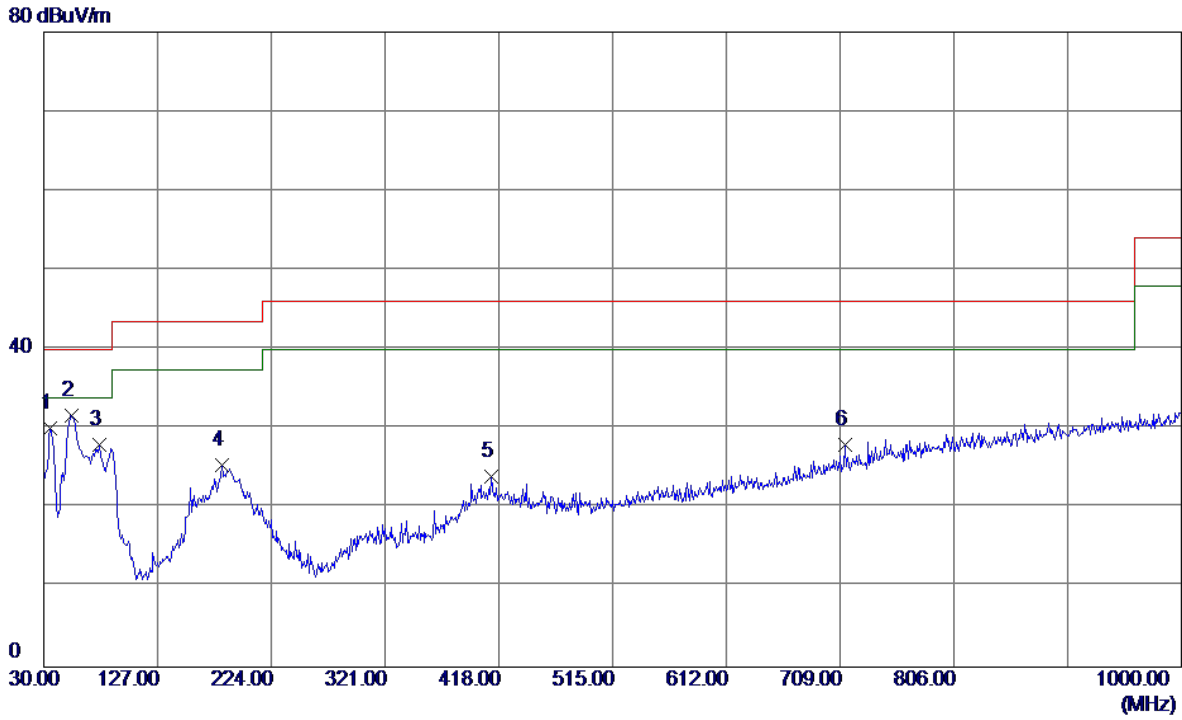
**Horizontal**



No.	Freq. MHz	Reading Level dBuV/m	Correct Factor dB	Measure ment dBuV/m	Limit dBuV/m	Margin dB	Detector	Comment
1	54.2500	32.79	-13.95	18.84	40.00	-21.16	Peak	
2	78.5000	39.18	-17.89	21.29	40.00	-18.71	Peak	
3	212.3600	36.87	-13.96	22.91	43.50	-20.59	Peak	
4	309.3599	37.19	-12.67	24.52	46.00	-21.48	Peak	
5	385.0200	37.73	-11.54	26.19	46.00	-19.81	Peak	
6 *	799.2100	30.26	-1.38	28.88	46.00	-17.12	Peak	

Test Mode: UNII-3/TX A Mode 5825MHz(Adapter: Salcomp)

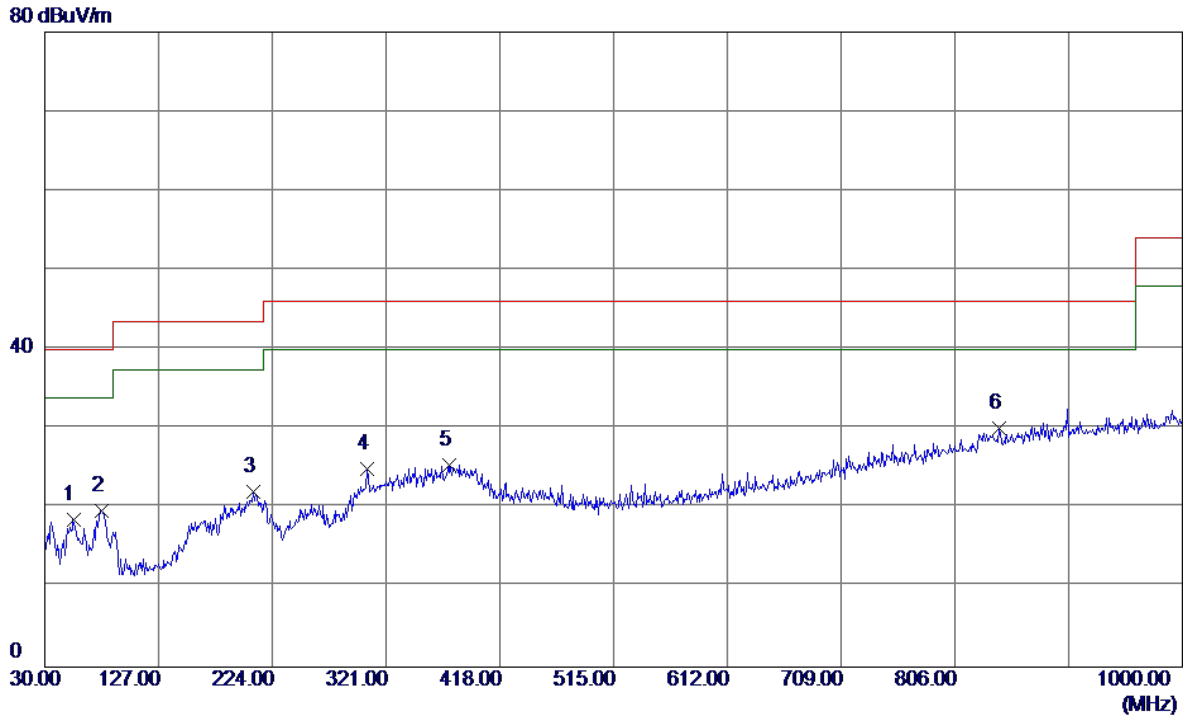
Vertical



No.	Freq. MHz	Reading Level dBuV/m	Correct Factor dB	Measure ment dBuV/m	Limit dBuV/m	Margin dB	Detector	Comment
1	35.8200	44.55	-14.51	30.04	40.00	-9.96	Peak	
2 *	53.2800	45.56	-13.88	31.68	40.00	-8.32	Peak	
3	77.5300	45.68	-17.67	28.01	40.00	-11.99	Peak	
4	182.2899	37.68	-12.22	25.46	43.50	-18.04	Peak	
5	411.2100	35.11	-11.04	24.07	46.00	-21.93	Peak	
6	712.8800	31.48	-3.55	27.93	46.00	-18.07	Peak	

Test Mode: UNII-3/TX A Mode 5825MHz(Adapter: Salcomp)

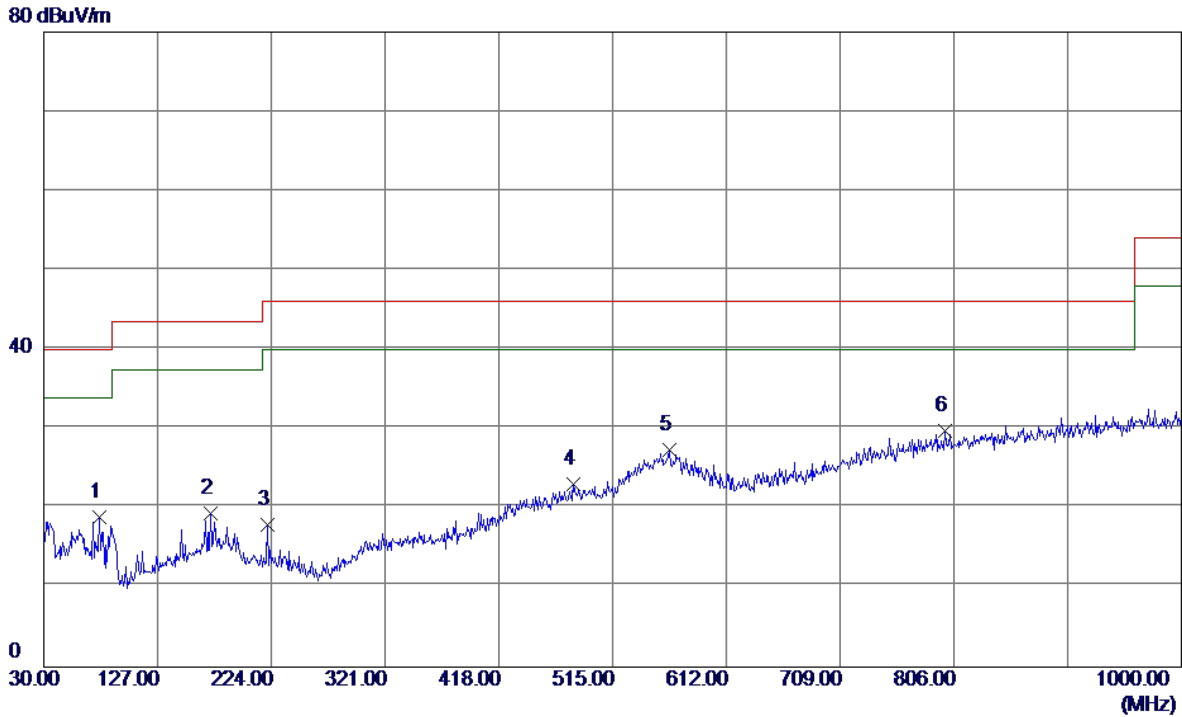
**Horizontal**



No.	Freq. MHz	Reading Level dBuV/m	Correct Factor dB	Measure ment dBuV/m	Limit dBuV/m	Margin dB	Detector	Comment
1	54.2500	32.58	-13.95	18.63	40.00	-21.37	Peak	
2	78.5000	37.51	-17.89	19.62	40.00	-20.38	Peak	
3	207.5100	36.04	-13.92	22.12	43.50	-21.38	Peak	
4	304.5100	37.74	-12.75	24.99	46.00	-21.01	Peak	
5	375.3200	37.05	-11.65	25.40	46.00	-20.60	Peak	
6 *	843.8300	30.28	-0.17	30.11	46.00	-15.89	Peak	

Test Mode: UNII-1/TX A Mode 5180MHz(Adapter: PHITEK)

**Vertical**

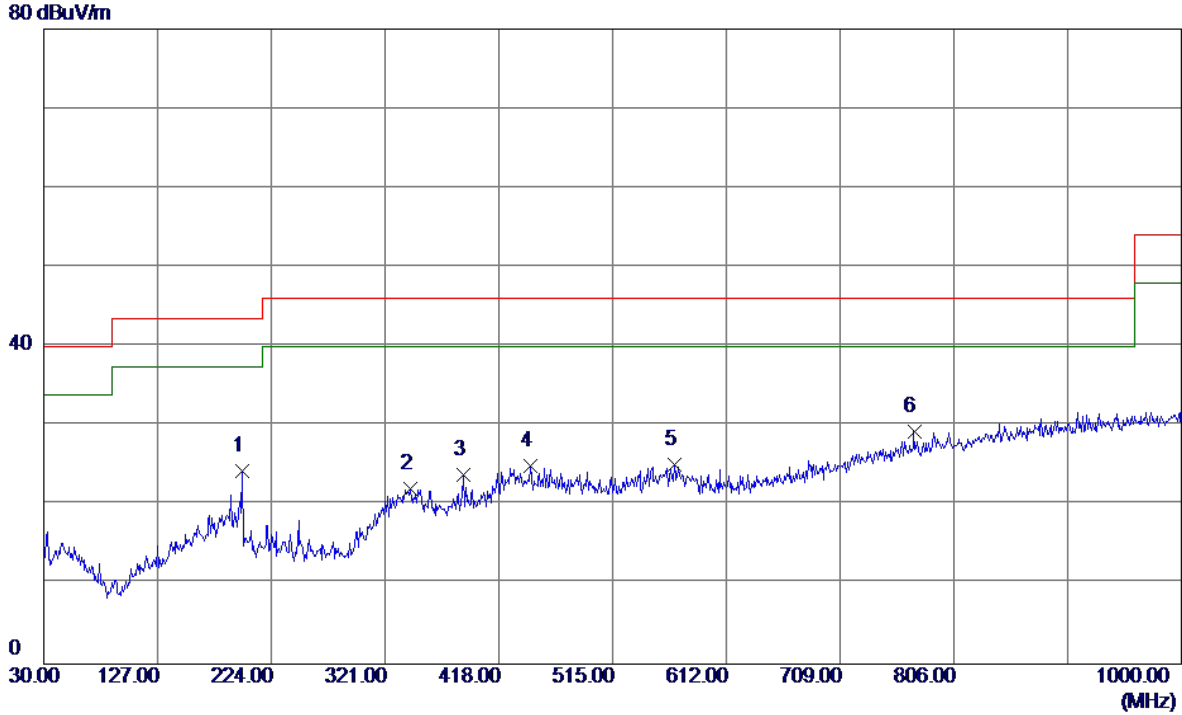


No.	Freq. MHz	Reading Level dBuV/m	Correct Factor dB	Measure ment dBuV/m	Limit dBuV/m	Margin dB	Detector	Comment
1	77.5300	36.58	-17.67	18.91	40.00	-21.09	Peak	
2	172.5900	31.67	-12.26	19.41	43.50	-24.09	Peak	
3	221.0900	31.80	-13.93	17.87	46.00	-28.13	Peak	
4	482.0200	32.27	-9.16	23.11	46.00	-22.89	Peak	
5	563.5000	34.72	-7.37	27.35	46.00	-18.65	Peak	
6 *	798.2400	31.13	-1.40	29.73	46.00	-16.27	Peak	



Test Mode: UNII-1/TX A Mode 5180MHz(Adapter: PHITEK)

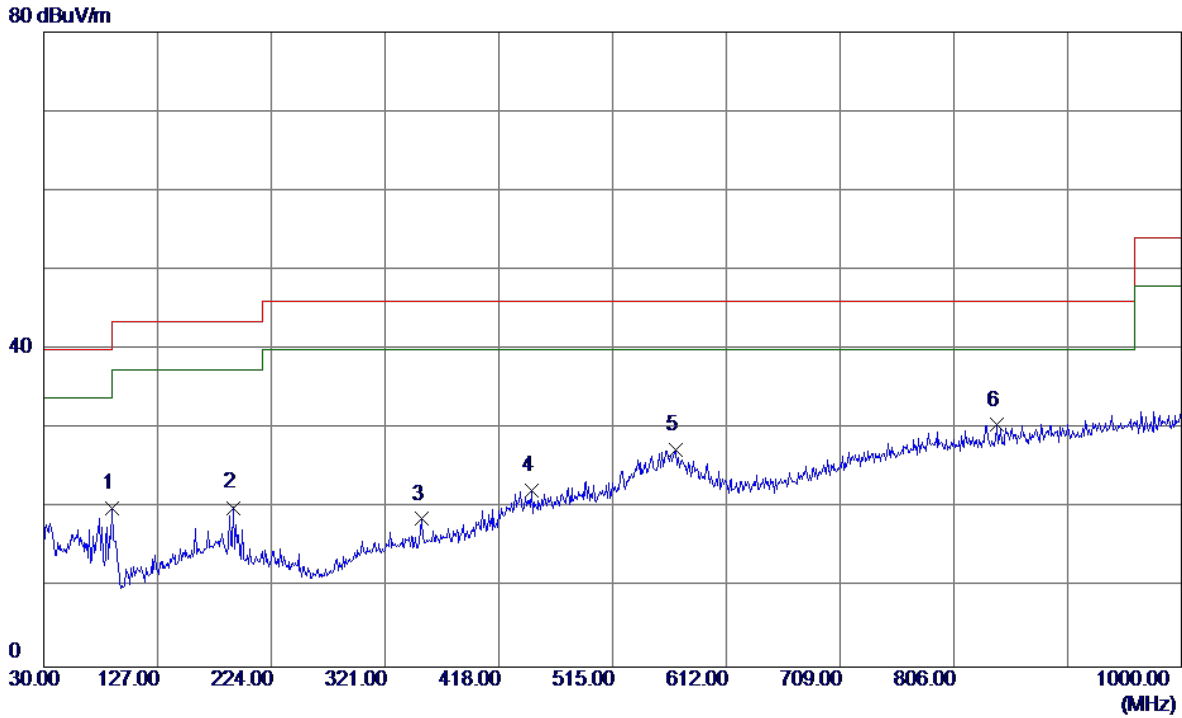
**Horizontal**



No.	Freq. MHz	Reading Level dBuV/m	Correct Factor dB	Measure ment dBuV/m	Limit dBuV/m	Margin dB	Detector	Comment
1	198.7800	37.91	-13.64	24.27	43.50	-19.23	Peak	
2	342.3400	34.16	-12.09	22.07	46.00	-23.93	Peak	
3	387.9300	35.35	-11.50	23.85	46.00	-22.15	Peak	
4	445.1600	35.01	-10.08	24.93	46.00	-21.07	Peak	
5	567.3800	32.35	-7.26	25.09	46.00	-20.91	Peak	
6 *	772.0500	31.26	-1.97	29.29	46.00	-16.71	Peak	

Test Mode: UNII-1/TX A Mode 5240MHz(Adapter: PHITEK)

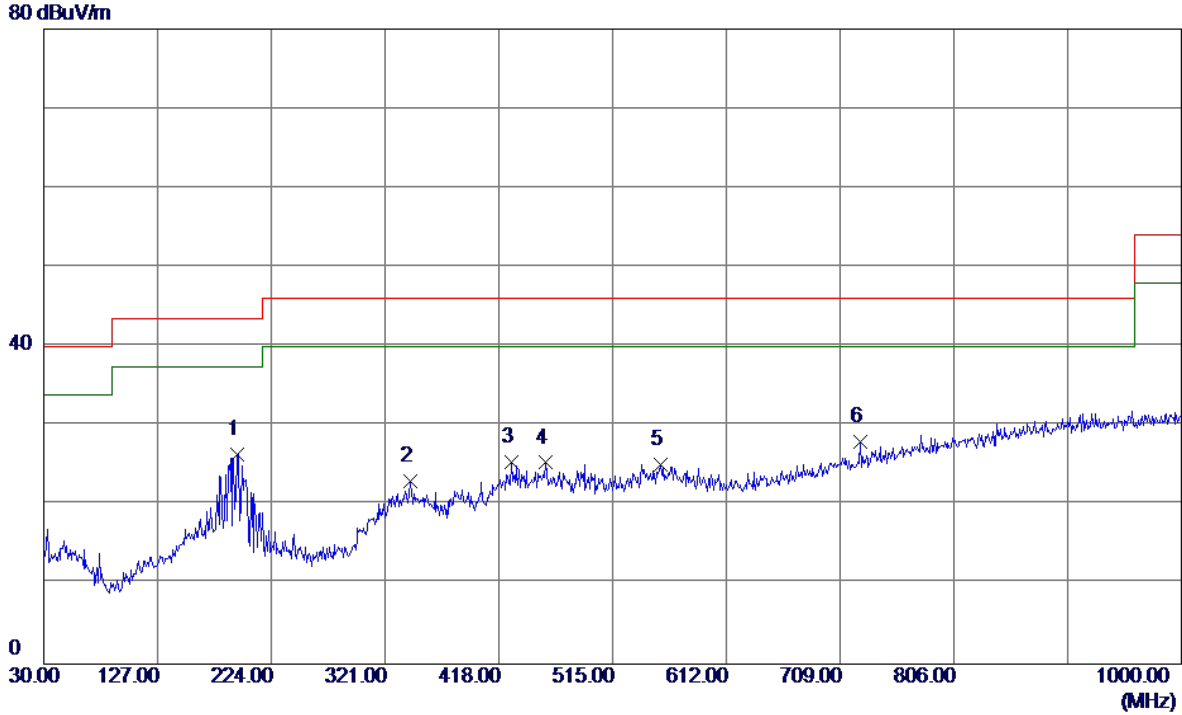
Vertical



No.	Freq. MHz	Reading Level dBuV/m	Correct Factor dB	Measure ment dBuV/m	Limit dBuV/m	Margin dB	Detector	Comment
1	88.2000	38.53	-18.56	19.97	43.50	-23.53	Peak	
2	191.9900	33.11	-13.03	20.08	43.50	-23.42	Peak	
3	352.0400	30.57	-11.93	18.64	46.00	-27.36	Peak	
4	446.1300	32.31	-10.05	22.26	46.00	-23.74	Peak	
5	569.3200	34.54	-7.21	27.33	46.00	-18.67	Peak	
6 *	842.8600	30.67	-0.19	30.48	46.00	-15.52	Peak	

Test Mode: UNII-1/TX A Mode 5240MHz(Adapter: PHITEK)

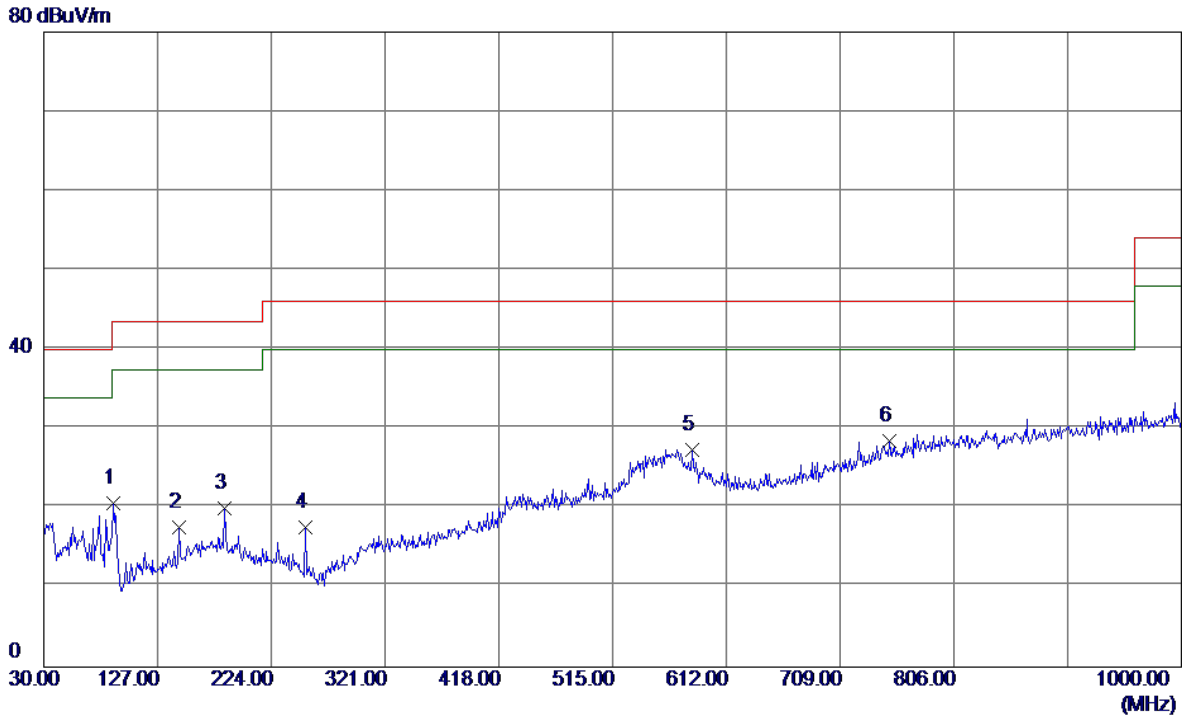
**Horizontal**



No.	Freq. MHz	Reading Level dBuV/m	Correct Factor dB	Measure ment dBuV/m	Limit dBuV/m	Margin dB	Detector	Comment
1 *	194.9000	39.71	-13.29	26.42	43.50	-17.08	Peak	
2	342.3400	35.09	-12.09	23.00	46.00	-23.00	Peak	
3	428.6700	35.96	-10.55	25.41	46.00	-20.59	Peak	
4	457.7700	35.11	-9.75	25.36	46.00	-20.64	Peak	
5	555.7400	32.63	-7.57	25.06	46.00	-20.94	Peak	
6	726.4600	31.10	-3.15	27.95	46.00	-18.05	Peak	

Test Mode: UNII-2A/TX A Mode 5260MHz(Adapter: PHITEK)

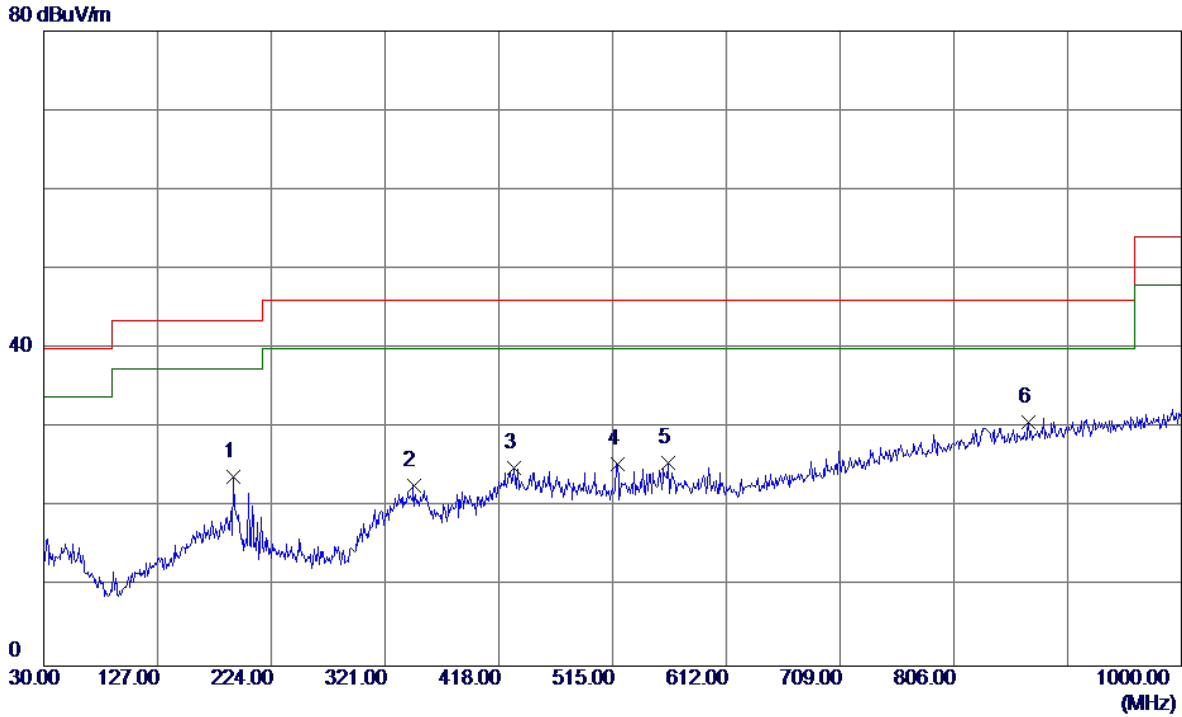
**Vertical**



No.	Freq. MHz	Reading Level dBuV/m	Correct Factor dB	Measure ment dBuV/m	Limit dBuV/m	Margin dB	Detector	Comment
1	89.1700	39.30	-18.61	20.69	43.50	-22.81	Peak	
2	145.4299	31.50	-13.84	17.66	43.50	-25.84	Peak	
3	184.2300	32.31	-12.38	19.93	43.50	-23.57	Peak	
4	253.1000	32.81	-15.14	17.67	46.00	-28.33	Peak	
5	582.9000	34.25	-6.86	27.39	46.00	-18.61	Peak	
6 *	750.7100	30.88	-2.43	28.45	46.00	-17.55	Peak	

Test Mode: UNII-2A/TX A Mode 5260MHz(Adapter: PHITEK)

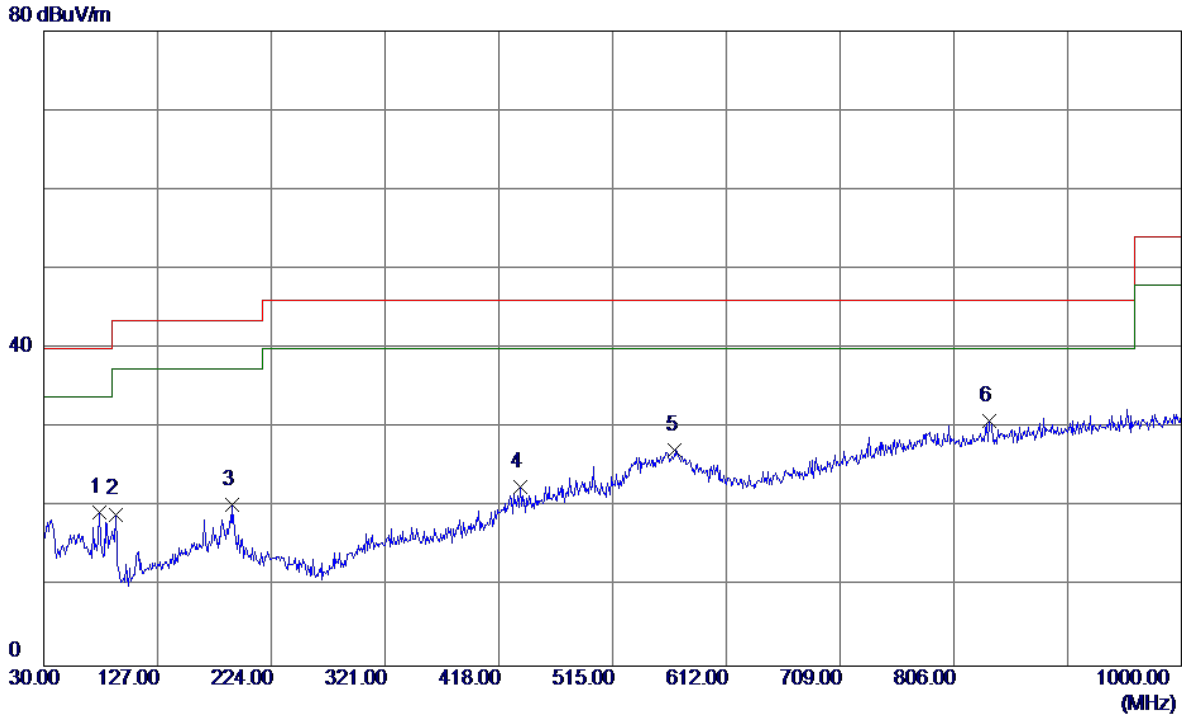
**Horizontal**



No.	Freq. MHz	Reading Level dBuV/m	Correct Factor dB	Measure ment dBuV/m	Limit dBuV/m	Margin dB	Detector	Comment
1	191.9900	36.86	-13.03	23.83	43.50	-19.67	Peak	
2	345.2500	34.70	-12.04	22.66	46.00	-23.34	Peak	
3	430.6100	35.49	-10.49	25.00	46.00	-21.00	Peak	
4	518.8800	33.74	-8.34	25.40	46.00	-20.60	Peak	
5	562.5300	33.05	-7.39	25.66	46.00	-20.34	Peak	
6 *	870.0200	30.29	0.41	30.70	46.00	-15.30	Peak	

Test Mode: UNII-2A/TX A Mode 5320MHz(Adapter: PHITEK)

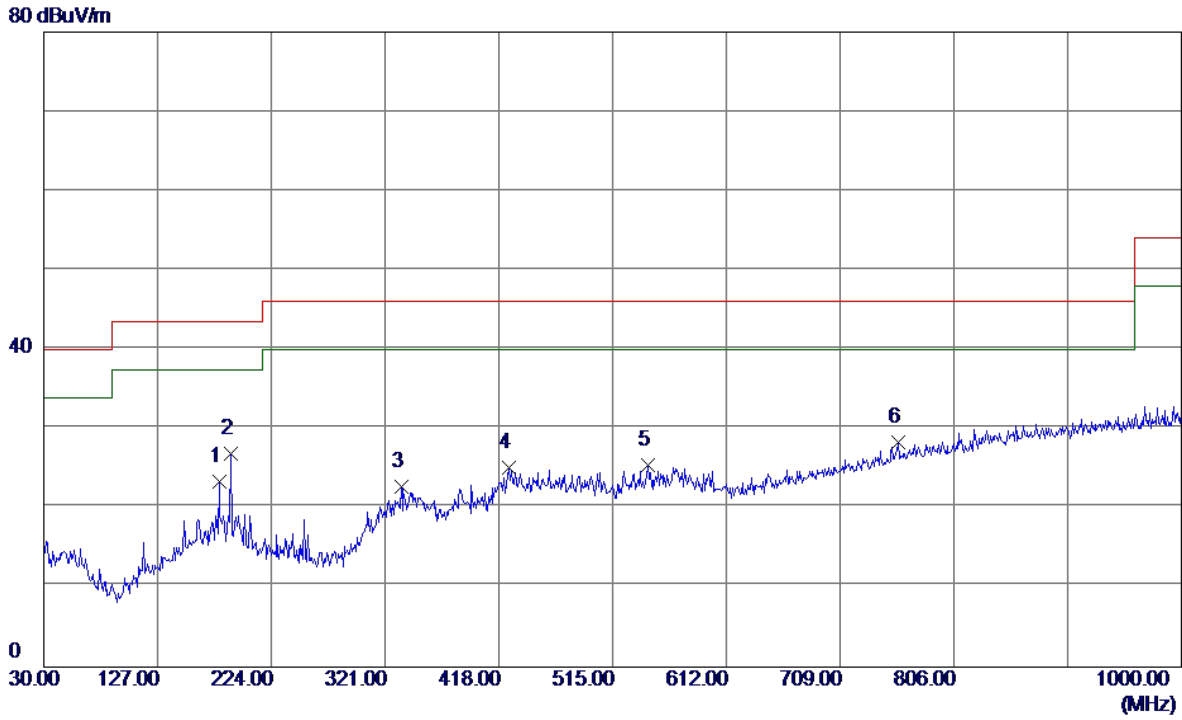
**Vertical**



No.	Freq. MHz	Reading Level dBuV/m	Correct Factor dB	Measure ment dBuV/m	Limit dBuV/m	Margin dB	Detector	Comment
1	77.5300	37.09	-17.67	19.42	40.00	-20.58	Peak	
2	91.1100	37.81	-18.69	19.12	43.50	-24.38	Peak	
3	190.0500	33.24	-12.85	20.39	43.50	-23.11	Peak	
4	436.4300	32.87	-10.33	22.54	46.00	-23.46	Peak	
5	568.3500	34.44	-7.24	27.20	46.00	-18.80	Peak	
6 *	836.0700	31.33	-0.38	30.95	46.00	-15.05	Peak	

Test Mode: UNII-2A/TX A Mode 5320MHz(Adapter: PHITEK)

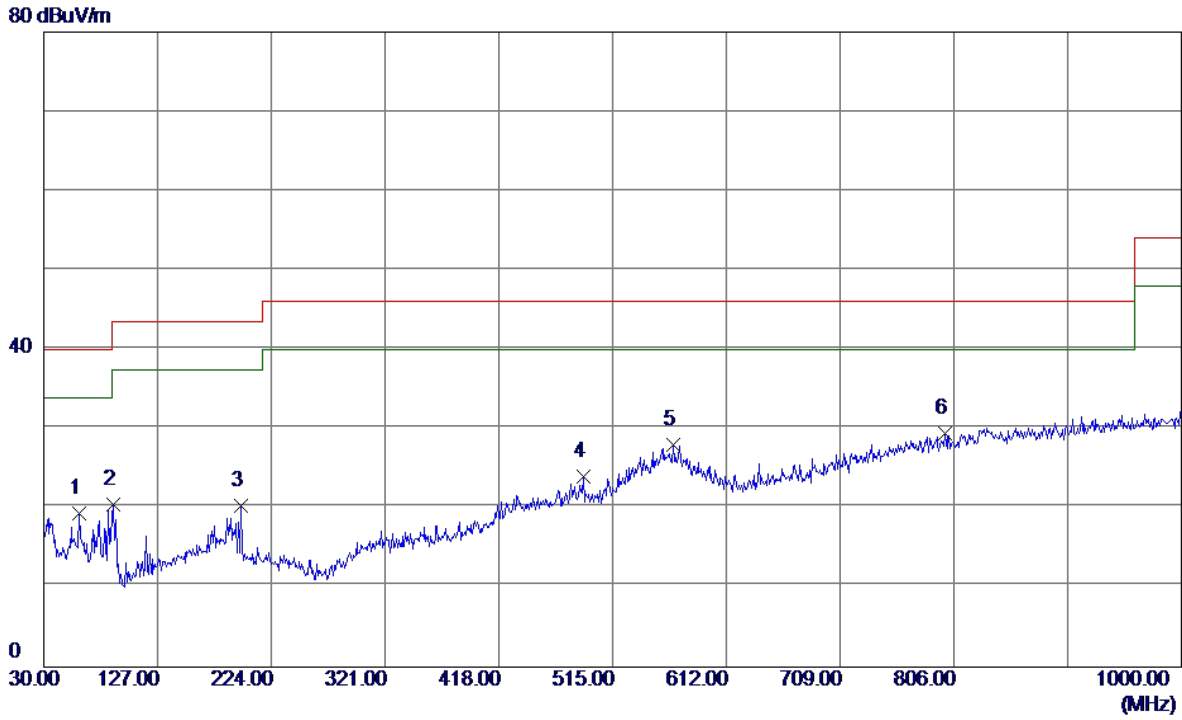
**Horizontal**



No.	Freq. MHz	Reading Level dBuV/m	Correct Factor dB	Measure ment dBuV/m	Limit dBuV/m	Margin dB	Detector	Comment
1	179.3800	35.41	-12.06	23.35	43.50	-20.15	Peak	
2 *	189.0800	39.63	-12.77	26.86	43.50	-16.64	Peak	
3	334.5799	34.91	-12.22	22.69	46.00	-23.31	Peak	
4	426.7300	35.66	-10.60	25.06	46.00	-20.94	Peak	
5	545.0700	33.20	-7.81	25.39	46.00	-20.61	Peak	
6	758.4699	30.61	-2.26	28.35	46.00	-17.65	Peak	

Test Mode: UNII-2C/TX A Mode 5500MHz(Adapter: PHITEK)

**Vertical**

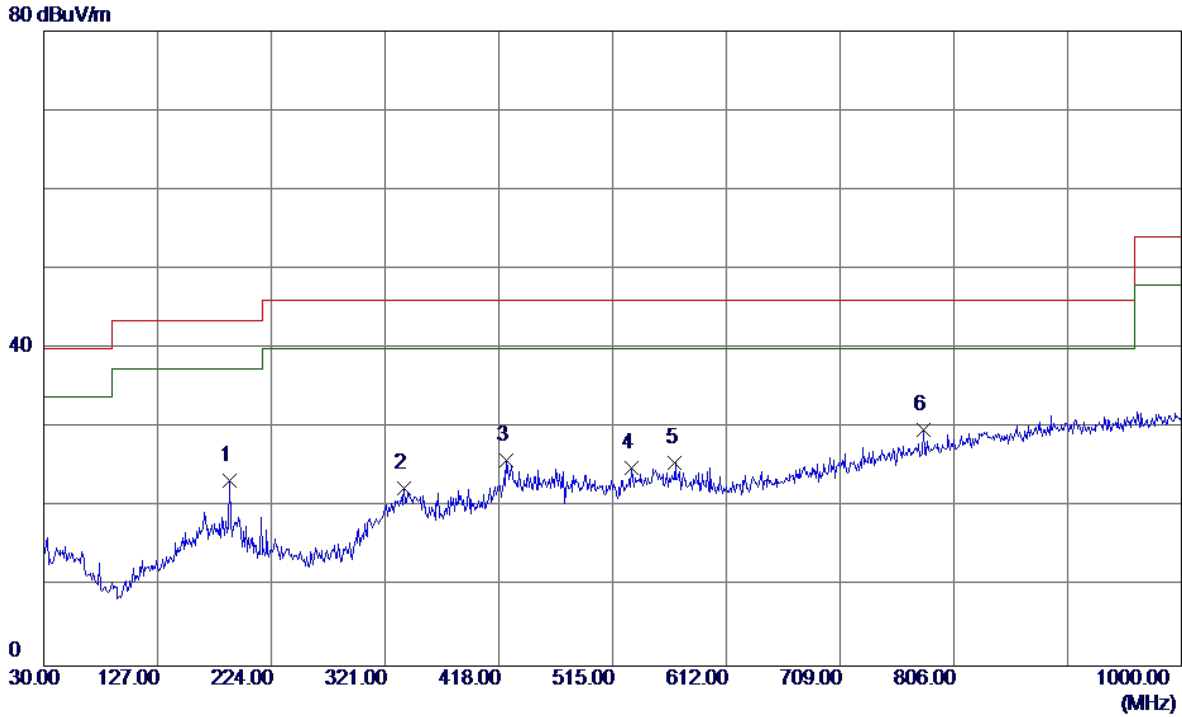


No.	Freq. MHz	Reading Level dBuV/m	Correct Factor dB	Measure ment dBuV/m	Limit dBuV/m	Margin dB	Detector	Comment
1	60.0700	33.62	-14.32	19.30	40.00	-20.70	Peak	
2	89.1700	39.06	-18.61	20.45	43.50	-23.05	Peak	
3	197.8100	33.85	-13.55	20.30	43.50	-23.20	Peak	
4	489.7800	32.97	-8.97	24.00	46.00	-22.00	Peak	
5	566.4099	35.29	-7.29	28.00	46.00	-18.00	Peak	
6 *	798.2400	30.88	-1.40	29.48	46.00	-16.52	Peak	



Test Mode: UNII-2C/TX A Mode 5500MHz(Adapter: PHITEK)

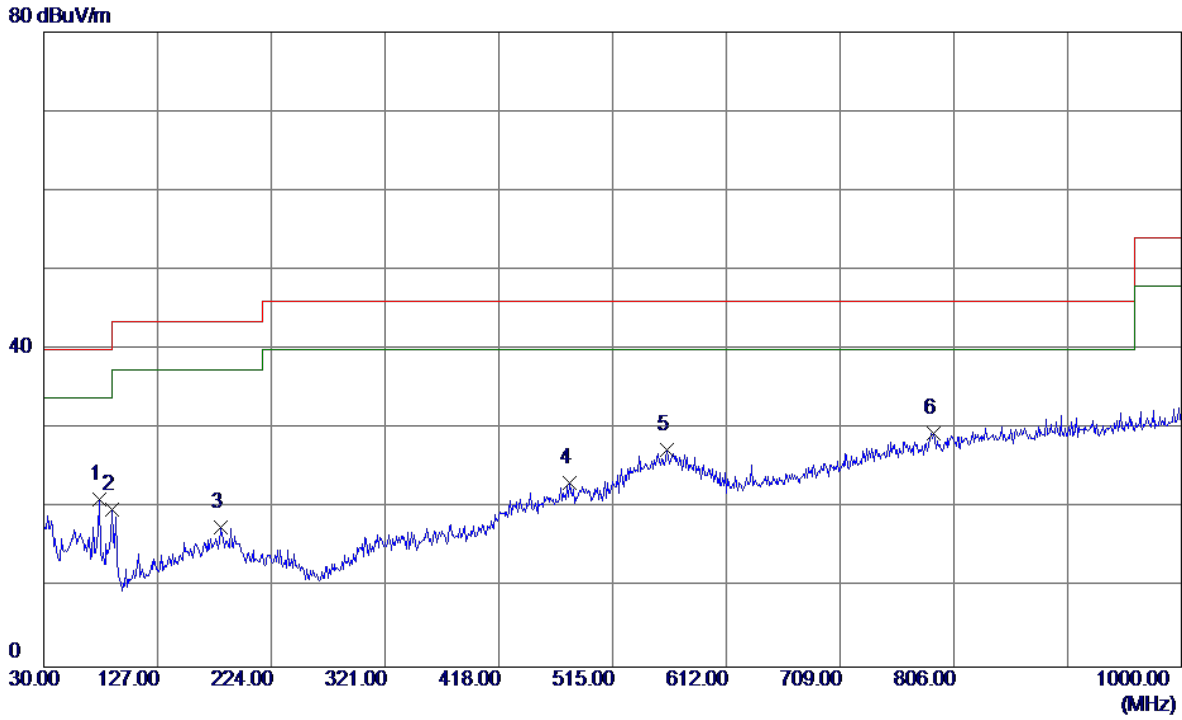
**Horizontal**



No.	Freq. MHz	Reading Level dBuV/m	Correct Factor dB	Measure ment dBuV/m	Limit dBuV/m	Margin dB	Detector	Comment
1	188.1100	36.10	-12.69	23.41	43.50	-20.09	Peak	
2	337.4900	34.54	-12.17	22.37	46.00	-23.63	Peak	
3	424.7900	36.53	-10.66	25.87	46.00	-20.13	Peak	
4	531.4900	33.00	-8.09	24.91	46.00	-21.09	Peak	
5	568.3500	32.79	-7.24	25.55	46.00	-20.45	Peak	
6 *	779.8100	31.56	-1.80	29.76	46.00	-16.24	Peak	

Test Mode: UNII-2C/TX A Mode 5700MHz(Adapter: PHITEK)

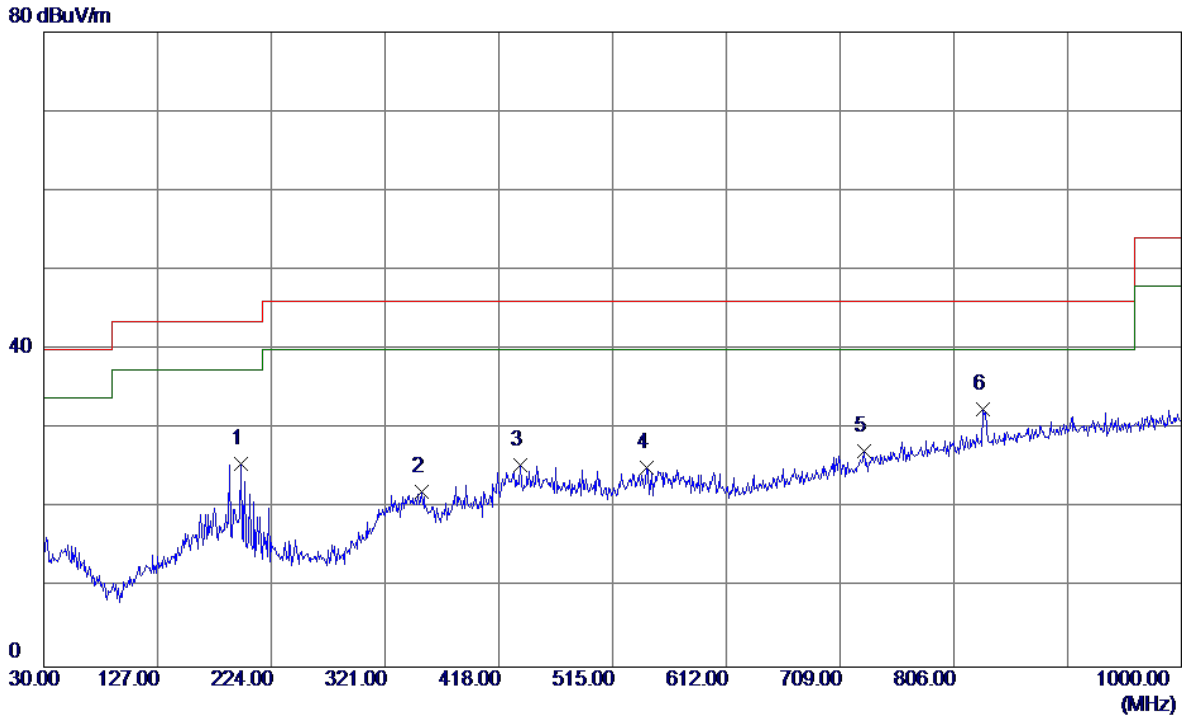
**Vertical**



No.	Freq. MHz	Reading Level dBuV/m	Correct Factor dB	Measure ment dBuV/m	Limit dBuV/m	Margin dB	Detector	Comment
1	77.5300	38.80	-17.67	21.13	40.00	-18.87	Peak	
2	88.2000	38.42	-18.56	19.86	43.50	-23.64	Peak	
3	181.3200	29.72	-12.15	17.57	43.50	-25.93	Peak	
4	478.1400	32.48	-9.25	23.23	46.00	-22.77	Peak	
5	561.5600	34.74	-7.42	27.32	46.00	-18.68	Peak	
6 *	788.5400	31.08	-1.61	29.47	46.00	-16.53	Peak	

Test Mode: UNII-2C/TX A Mode 5700MHz(Adapter: PHITEK)

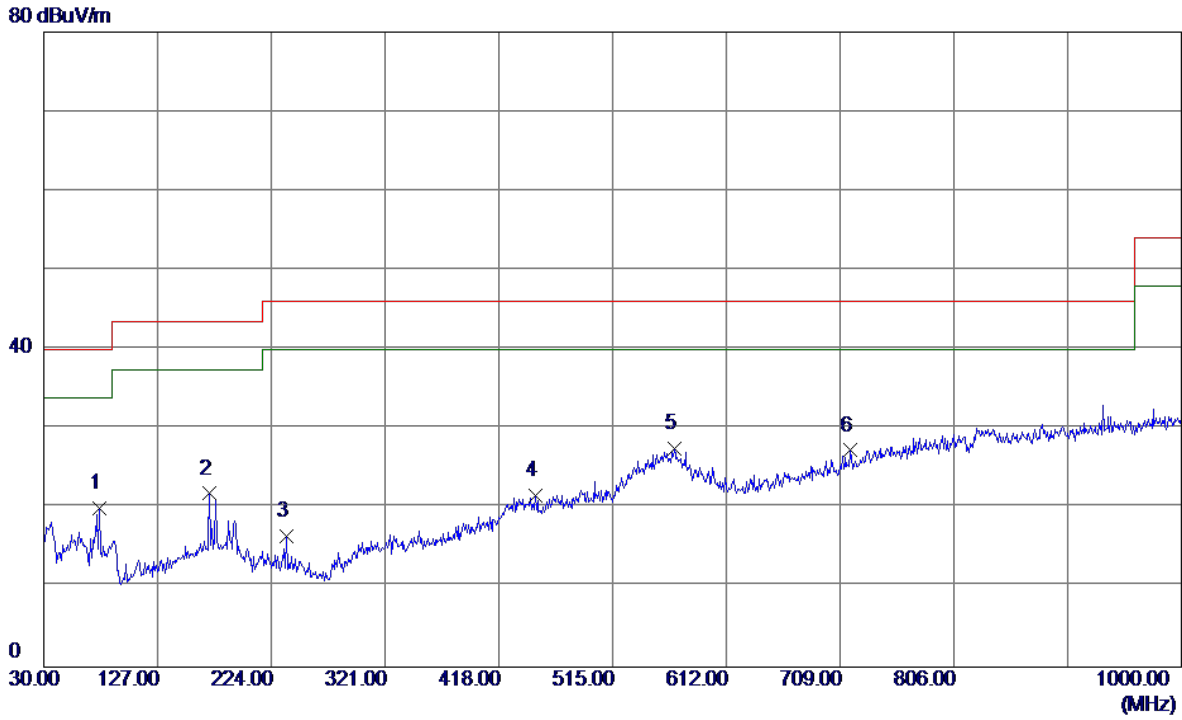
**Horizontal**



No.	Freq. MHz	Reading Level dBuV/m	Correct Factor dB	Measure ment dBuV/m	Limit dBuV/m	Margin dB	Detector	Comment
1	197.8100	39.11	-13.55	25.56	43.50	-17.94	Peak	
2	352.0400	34.02	-11.93	22.09	46.00	-23.91	Peak	
3	436.4300	35.74	-10.33	25.41	46.00	-20.59	Peak	
4	544.1000	32.88	-7.83	25.05	46.00	-20.95	Peak	
5	729.3700	30.27	-3.06	27.21	46.00	-18.79	Peak	
6 *	831.2199	32.94	-0.51	32.43	46.00	-13.57	Peak	

Test Mode: UNII-3/TX A Mode 5745MHz(Adapter: PHITEK)

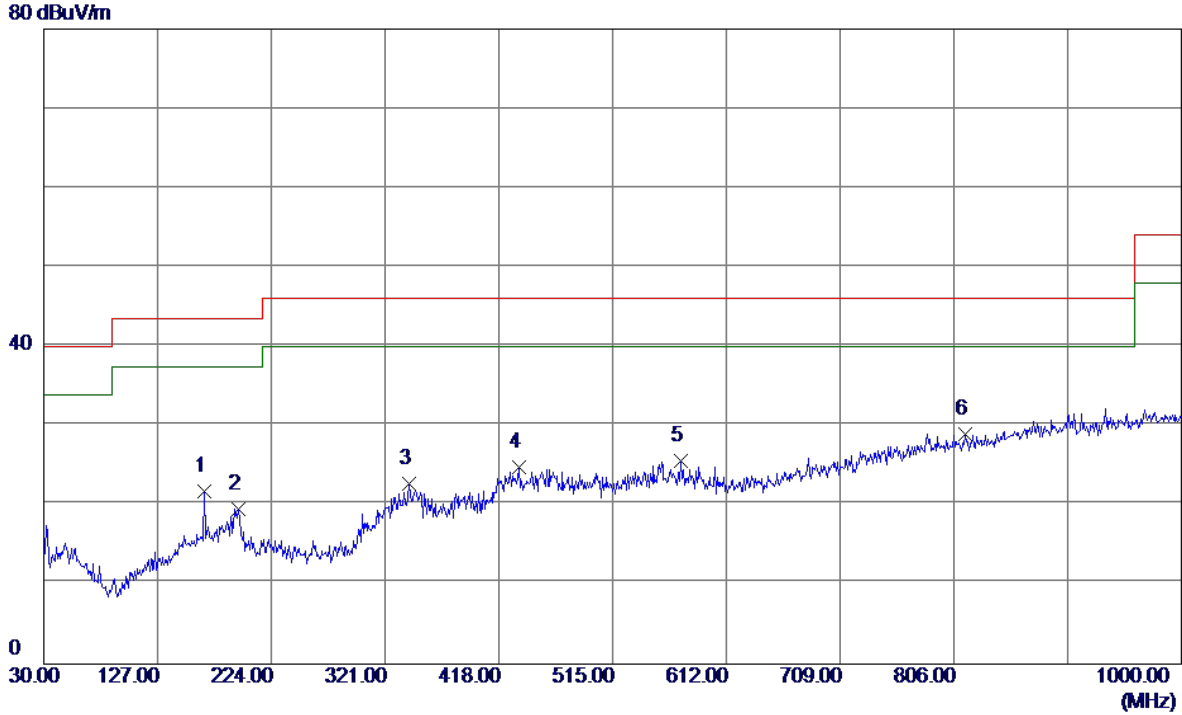
**Vertical**



No.	Freq. MHz	Reading Level dBuV/m	Correct Factor dB	Measure ment dBuV/m	Limit dBuV/m	Margin dB	Detector	Comment
1	77.5300	37.67	-17.67	20.00	40.00	-20.00	Peak	
2	171.6200	34.13	-12.29	21.84	43.50	-21.66	Peak	
3	236.6100	30.70	-14.28	16.42	46.00	-29.58	Peak	
4	449.0400	31.55	-9.97	21.58	46.00	-24.42	Peak	
5 *	567.3800	34.77	-7.26	27.51	46.00	-18.49	Peak	
6	717.7300	30.69	-3.41	27.28	46.00	-18.72	Peak	

Test Mode: UNII-3/TX A Mode 5745MHz(Adapter: PHITEK)

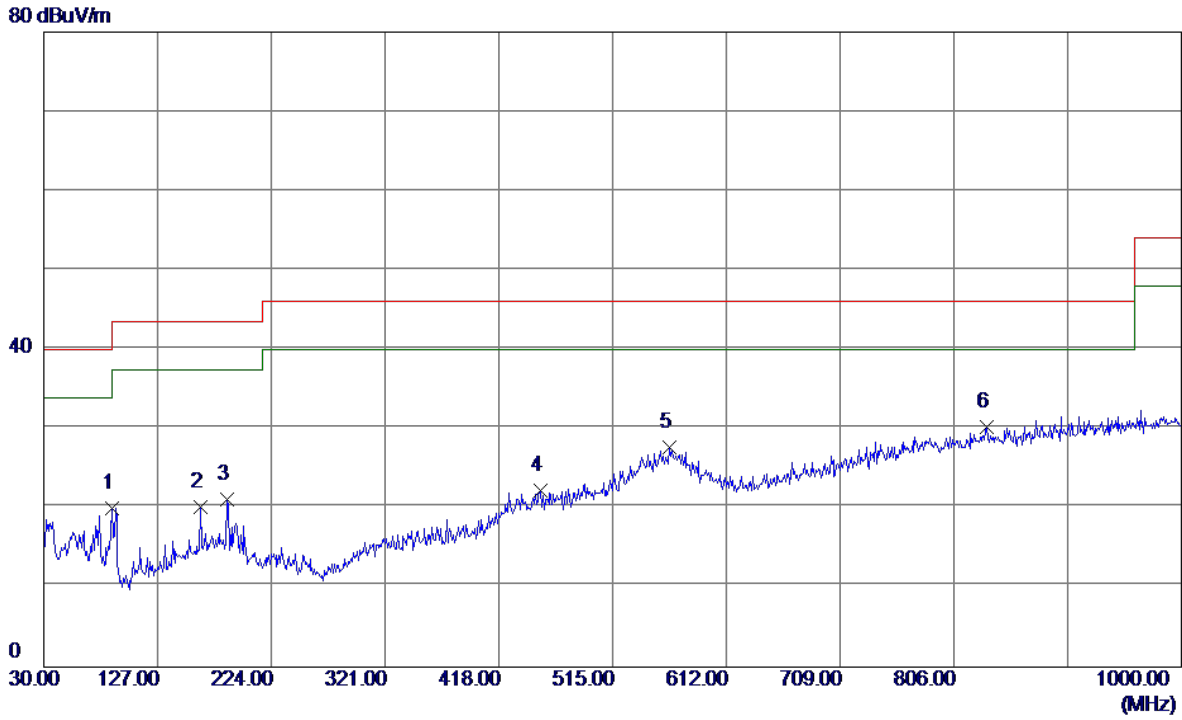
**Horizontal**



No.	Freq. MHz	Reading Level dBuV/m	Correct Factor dB	Measure ment dBuV/m	Limit dBuV/m	Margin dB	Detector	Comment
1	166.7700	34.22	-12.53	21.69	43.50	-21.81	Peak	
2	195.8700	32.86	-13.38	19.48	43.50	-24.02	Peak	
3	341.3700	34.79	-12.11	22.68	46.00	-23.32	Peak	
4	435.4600	35.15	-10.35	24.80	46.00	-21.20	Peak	
5	573.2000	32.70	-7.11	25.59	46.00	-20.41	Peak	
6 *	815.7000	29.91	-0.93	28.98	46.00	-17.02	Peak	

Test Mode: UNII-3/TX A Mode 5825MHz(Adapter: PHITEK)

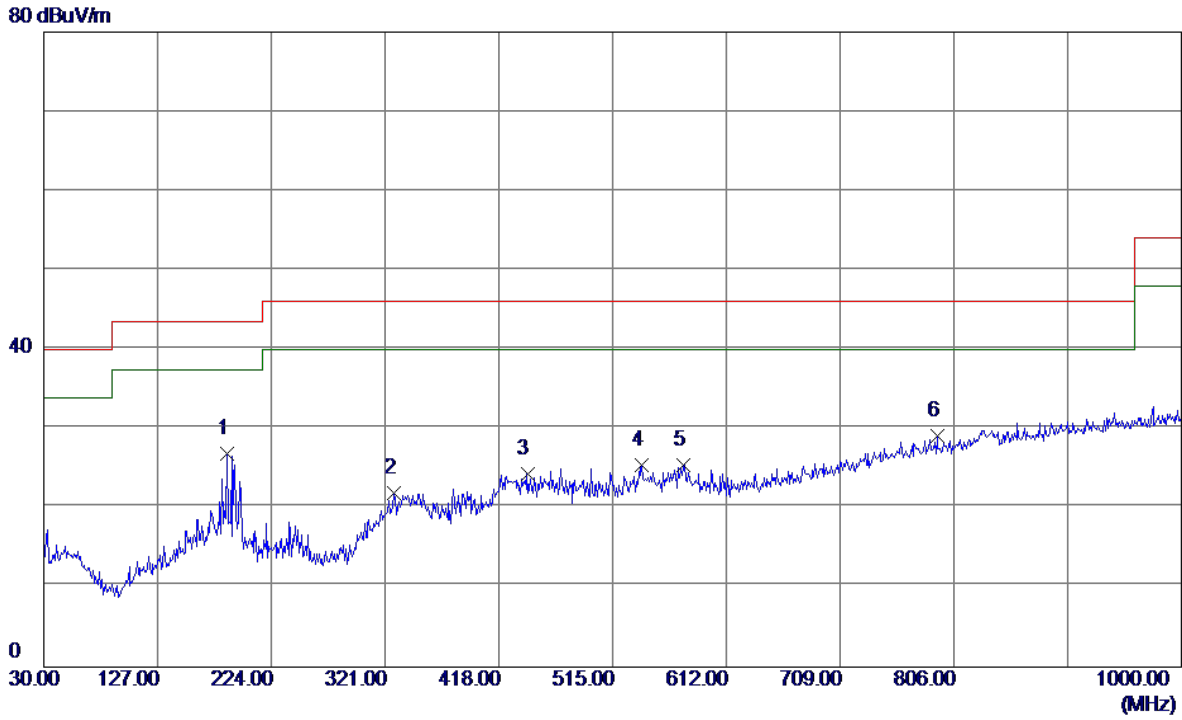
Vertical



No.	Freq. MHz	Reading Level dBuV/m	Correct Factor dB	Measure ment dBuV/m	Limit dBuV/m	Margin dB	Detector	Comment
1	88.2000	38.55	-18.56	19.99	43.50	-23.51	Peak	
2	163.8600	32.83	-12.70	20.13	43.50	-23.37	Peak	
3	186.1700	33.60	-12.54	21.06	43.50	-22.44	Peak	
4	453.8900	32.06	-9.85	22.21	46.00	-23.79	Peak	
5	563.5000	35.07	-7.37	27.70	46.00	-18.30	Peak	
6 *	834.1300	30.74	-0.43	30.31	46.00	-15.69	Peak	

Test Mode: UNII-3/TX A Mode 5825MHz(Adapter: PHITEK)

**Horizontal**

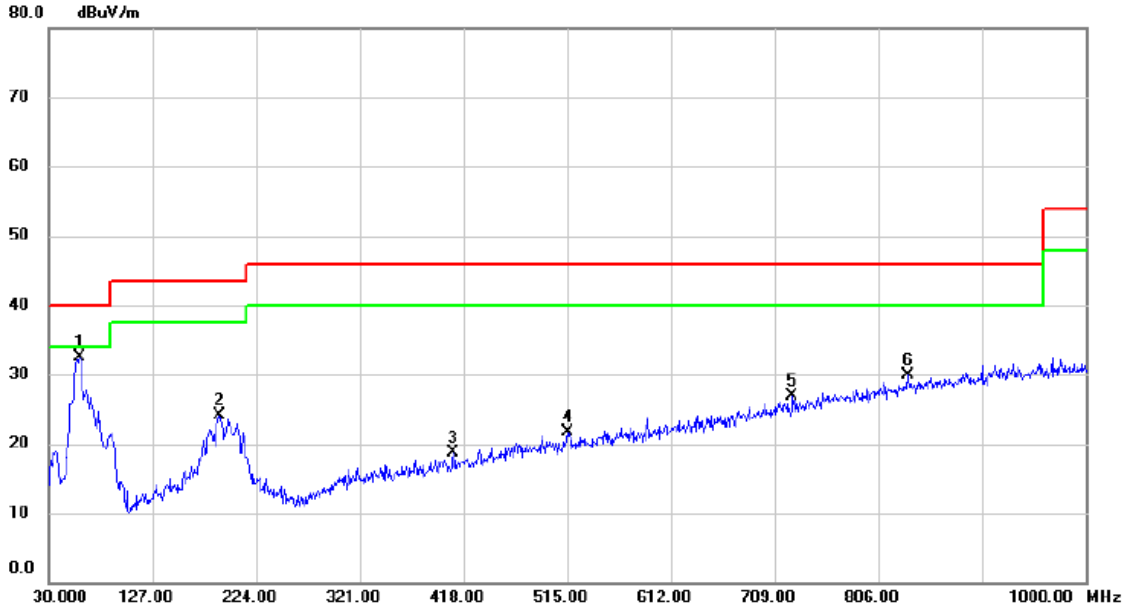


No.	Freq. MHz	Reading Level dBuV/m	Correct Factor dB	Measure ment dBuV/m	Limit dBuV/m	Margin dB	Detector	Comment
1 *	186.1700	39.47	-12.54	26.93	43.50	-16.57	Peak	
2	328.7600	34.27	-12.33	21.94	46.00	-24.06	Peak	
3	442.2500	34.54	-10.16	24.38	46.00	-21.62	Peak	
4	540.2199	33.31	-7.91	25.40	46.00	-20.60	Peak	
5	575.1400	32.48	-7.06	25.42	46.00	-20.58	Peak	
6	791.4500	30.72	-1.55	29.17	46.00	-16.83	Peak	

**MIMO**

Test Mode: UNII-1/TX A Mode 5180MHz (Adapter: HUAWEI)

**Vertical**

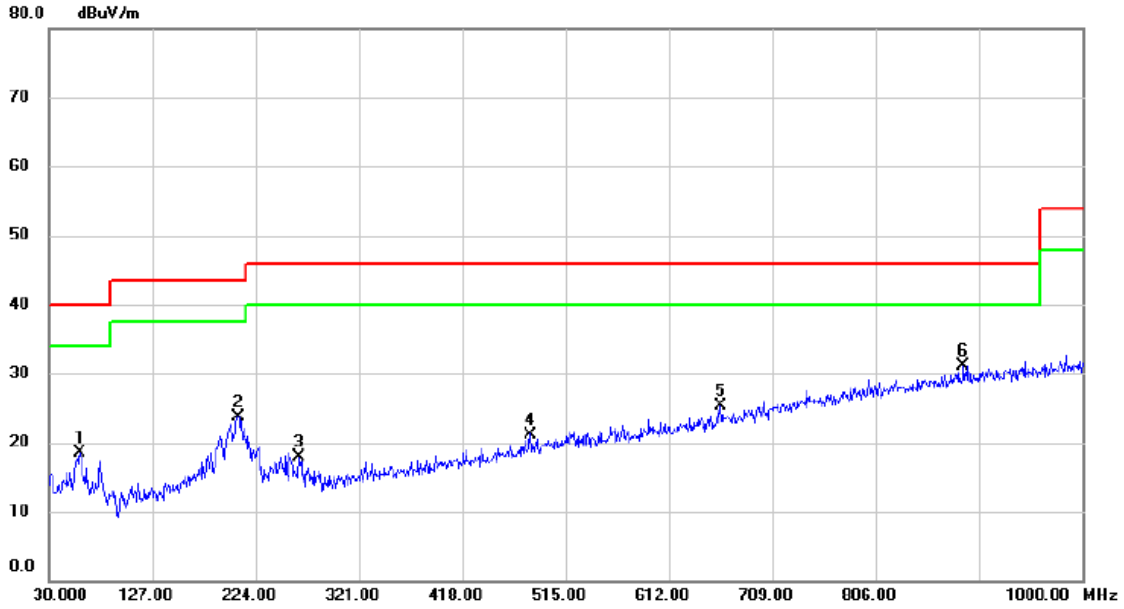


No.	Mk.	Freq. MHz	Reading Level dBuV	Correct Factor dB	Measure- ment dBuV/m	Limit dBuV/m	Margin dB	Detector	Comment
1	*	59.100	46.69	-14.22	32.47	40.00	-7.53	peak	
2		189.080	36.80	-12.77	24.03	43.50	-19.47	peak	
3		408.300	29.75	-11.12	18.63	46.00	-27.37	peak	
4		515.000	30.04	-8.41	21.63	46.00	-24.37	peak	
5		725.490	30.11	-3.18	26.93	46.00	-19.07	peak	
6		833.160	30.46	-0.46	30.00	46.00	-16.00	peak	



Test Mode: UNII-1/TX A Mode 5180MHz (Adapter: HUAWEI)

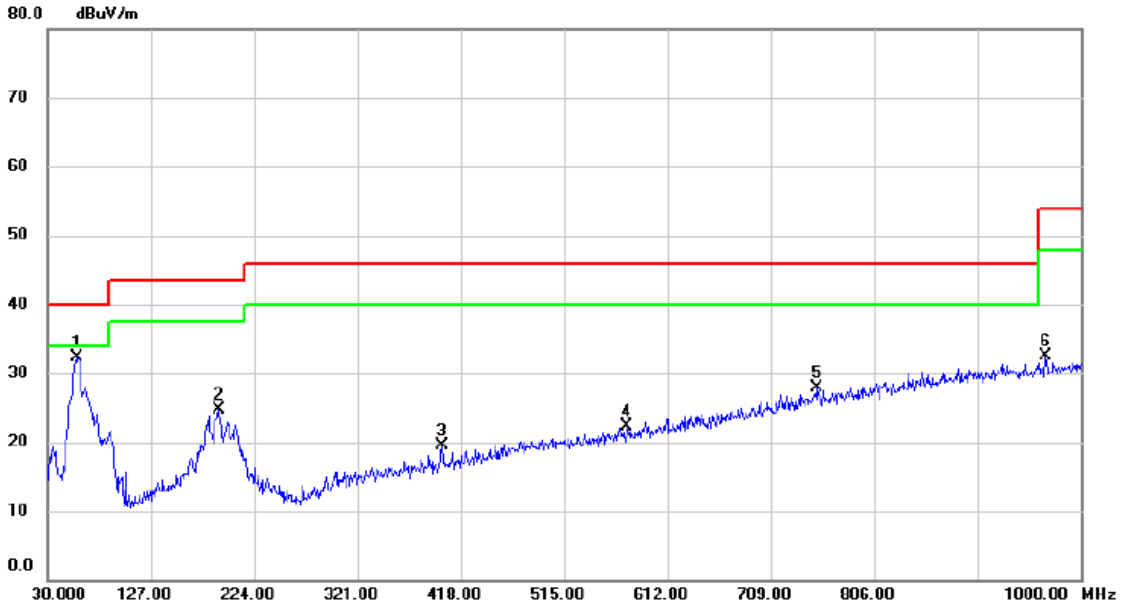
**Horizontal**



No.	Mk.	Freq. MHz	Reading Level dBuV	Correct Factor dB	Measure- ment dBuV/m	Limit dBuV/m	Margin dB	Detector	Comment
1		59.100	32.75	-14.22	18.53	40.00	-21.47	peak	
2		207.510	37.64	-13.93	23.71	43.50	-19.79	peak	
3		264.740	33.67	-15.77	17.90	46.00	-28.10	peak	
4		482.020	30.36	-9.16	21.20	46.00	-24.80	peak	
5		660.500	30.41	-5.15	25.26	46.00	-20.74	peak	
6	*	888.450	30.25	0.79	31.04	46.00	-14.96	peak	

Test Mode: UNII-1/TX A Mode 5240MHz (Adapter: HUAWEI)

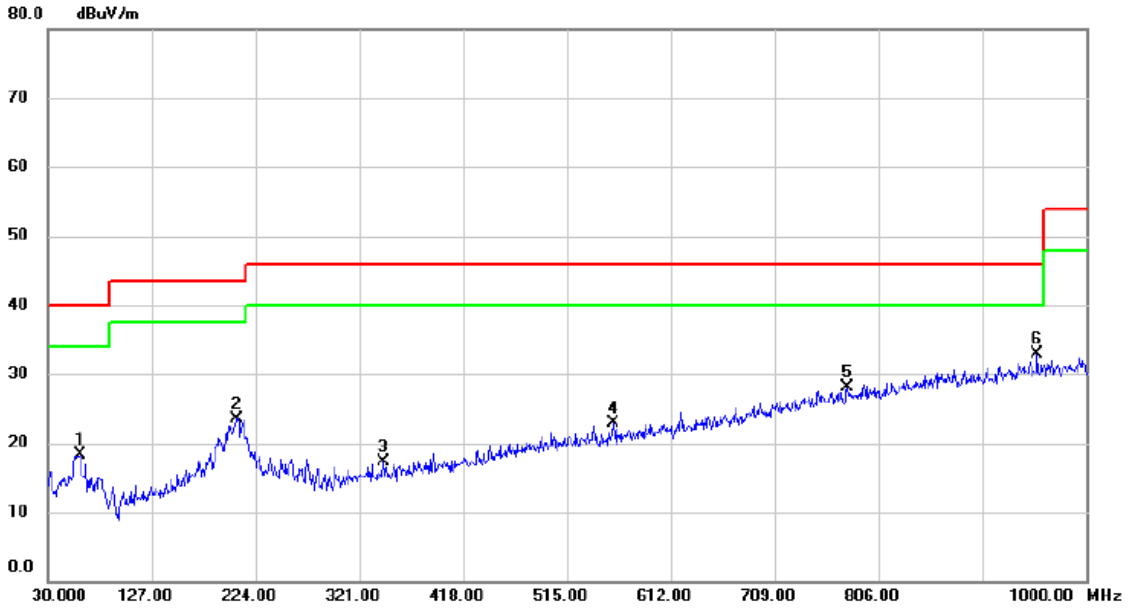
**Vertical**



No.	Mk.	Freq. MHz	Reading Level dBuV	Correct Factor dB	Measure- ment dBuV/m	Limit dBuV/m	Margin dB	Detector	Comment
1	*	58.130	46.43	-14.13	32.30	40.00	-7.70	peak	
2		191.020	37.73	-12.94	24.79	43.50	-18.71	peak	
3		400.540	30.87	-11.34	19.53	46.00	-26.47	peak	
4		574.170	29.37	-7.09	22.28	46.00	-23.72	peak	
5		752.650	30.33	-2.39	27.94	46.00	-18.06	peak	
6		967.020	30.10	2.31	32.41	54.00	-21.59	peak	

Test Mode: UNII-1/TX A Mode 5240MHz (Adapter: HUAWEI)

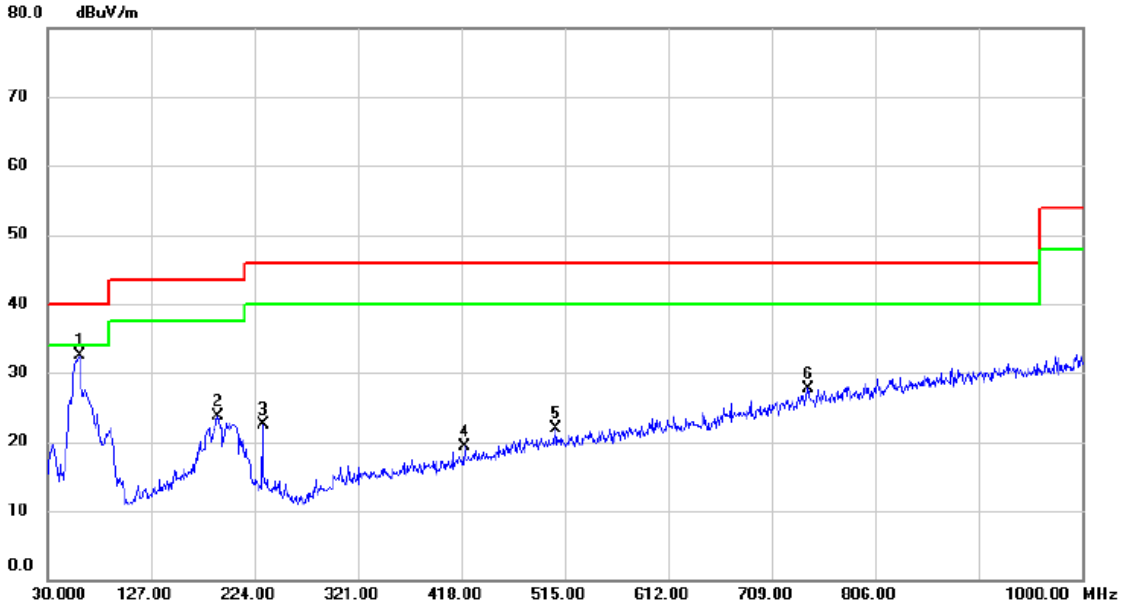
Horizontal



No.	Mk.	Freq. MHz	Reading Level dBuV	Correct Factor dB	Measure- ment dBuV/m	Limit dBuV/m	Margin dB	Detector	Comment
1		60.070	32.53	-14.32	18.21	40.00	-21.79	peak	
2		206.540	37.47	-13.90	23.57	43.50	-19.93	peak	
3		343.310	29.27	-12.06	17.21	46.00	-28.79	peak	
4		558.650	30.45	-7.48	22.97	46.00	-23.03	peak	
5		776.900	29.87	-1.86	28.01	46.00	-17.99	peak	
6	*	954.410	30.78	2.08	32.86	46.00	-13.14	peak	

Test Mode: UNII-2A/TX A Mode 5260MHz (Adapter: HUAWEI)

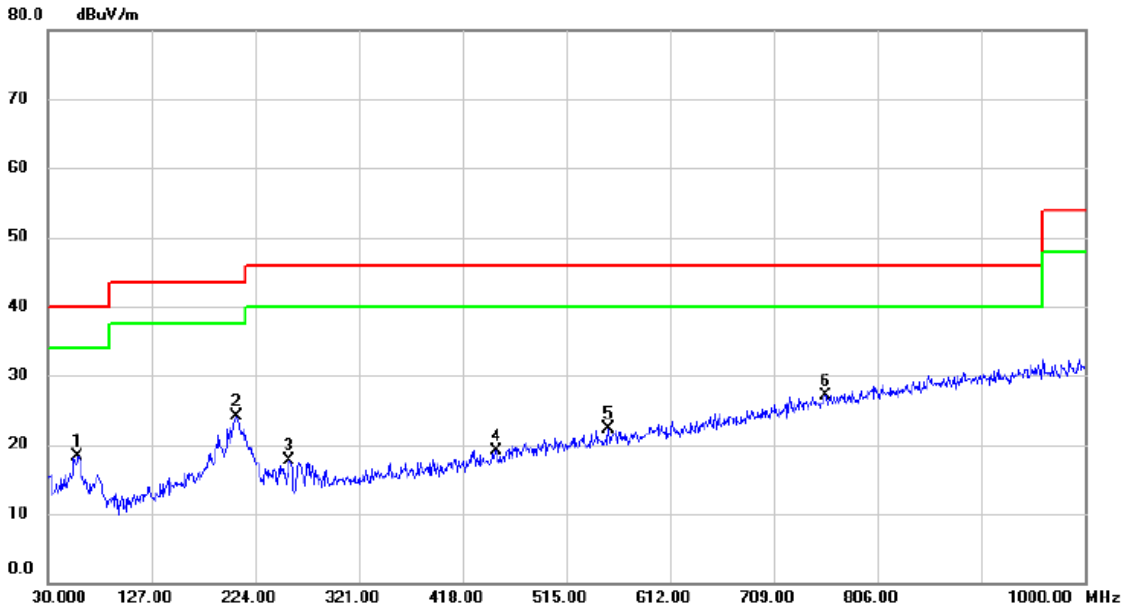
Vertical



No.	Mk.	Freq. MHz	Reading Level dBuV	Correct Factor dB	Measure- ment dBuV/m	Limit dBuV/m	Margin dB	Detector	Comment
1	*	60.070	46.77	-14.32	32.45	40.00	-7.55	peak	
2		189.080	36.54	-12.77	23.77	43.50	-19.73	peak	
3		231.760	36.63	-14.17	22.46	46.00	-23.54	peak	
4		420.910	30.12	-10.76	19.36	46.00	-26.64	peak	
5		506.270	30.53	-8.59	21.94	46.00	-24.06	peak	
6		742.950	30.41	-2.65	27.76	46.00	-18.24	peak	

Test Mode: UNII-2A/TX A Mode 5260MHz (Adapter: HUAWEI)

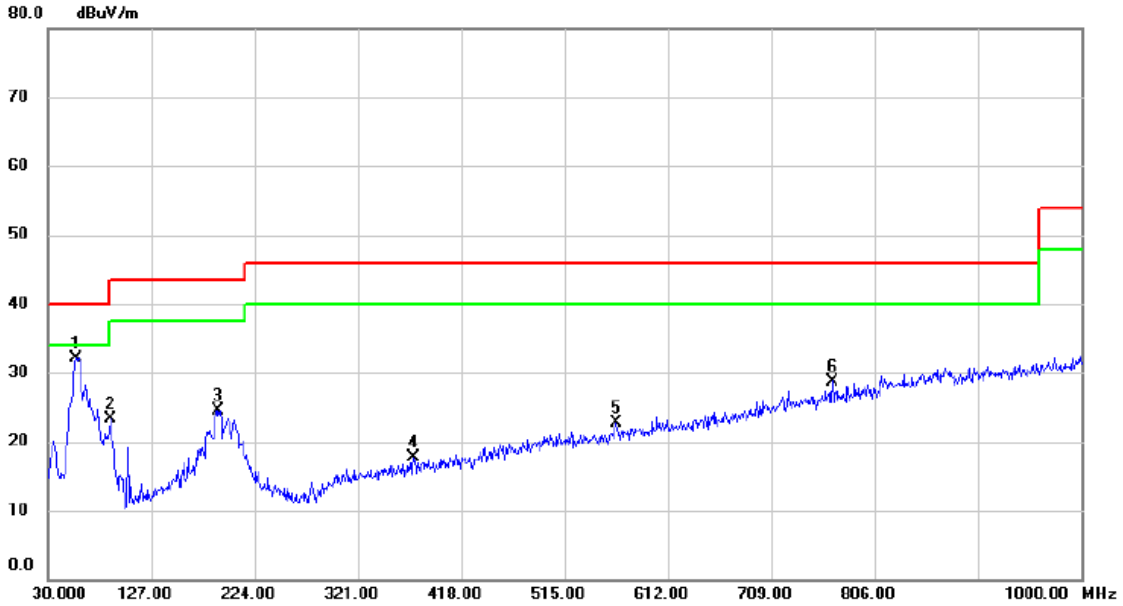
**Horizontal**



No. Mk.	Freq. MHz	Reading Level dBuV	Correct Factor dB	Measure- ment dBuV/m	Limit dBuV/m	Margin dB	Detector	Comment
1	58.130	32.49	-14.13	18.36	40.00	-21.64	peak	
2	206.540	38.06	-13.90	24.16	43.50	-19.34	peak	
3	256.010	33.11	-15.38	17.73	46.00	-28.27	peak	
4	449.040	29.14	-9.96	19.18	46.00	-26.82	peak	
5	554.770	29.98	-7.60	22.38	46.00	-23.62	peak	
6 *	757.500	29.32	-2.29	27.03	46.00	-18.97	peak	

Test Mode: UNII-2A/TX A Mode 5320MHz (Adapter: HUAWEI)

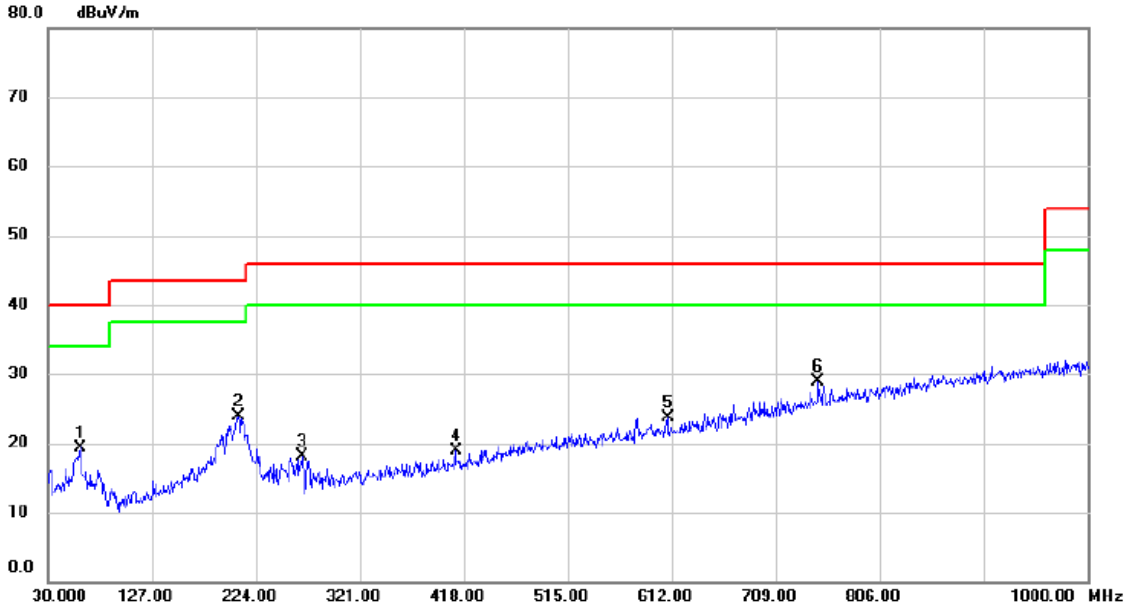
**Vertical**



No. Mk.	Freq. MHz	Reading Level dBuV	Correct Factor dB	Measurement dBuV/m	Limit dBuV/m	Margin dB	Detector	Comment
1 *	56.190	46.06	-13.96	32.10	40.00	-7.90	peak	
2	88.200	41.78	-18.56	23.22	43.50	-20.28	peak	
3	189.080	37.32	-12.77	24.55	43.50	-18.95	peak	
4	373.380	29.40	-11.67	17.73	46.00	-28.27	peak	
5	563.500	30.01	-7.37	22.64	46.00	-23.36	peak	
6	766.230	30.89	-2.09	28.80	46.00	-17.20	peak	

Test Mode: UNII-2A/TX A Mode 5320MHz (Adapter: HUAWEI)

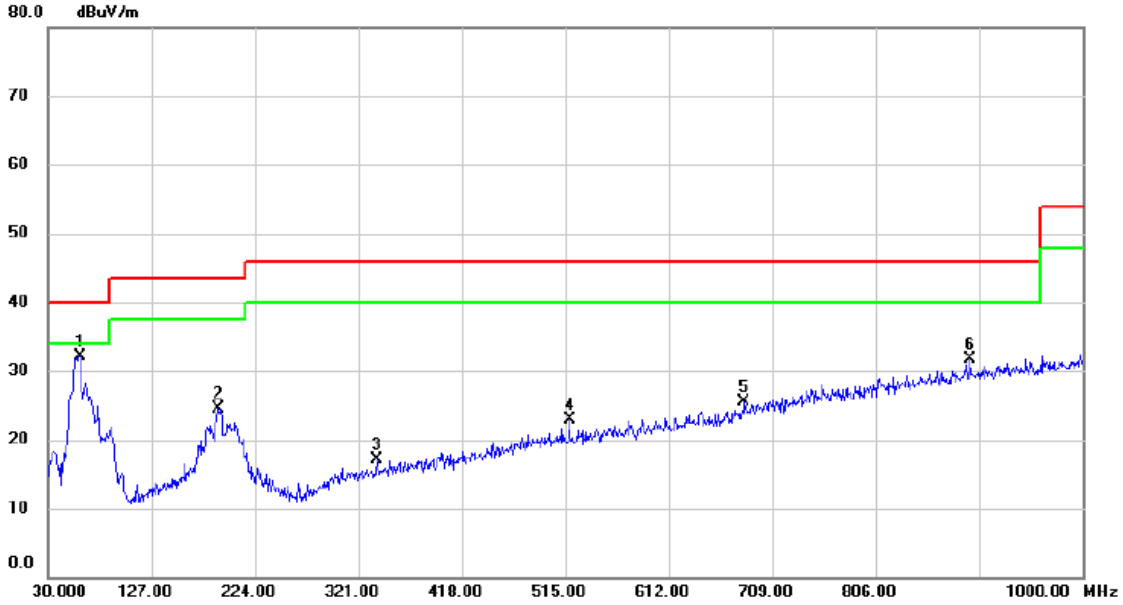
**Horizontal**



No.	Mk.	Freq. MHz	Reading Level dBuV	Correct Factor dB	Measure- ment dBuV/m	Limit dBuV/m	Margin dB	Detector	Comment
1		60.070	33.72	-14.32	19.40	40.00	-20.60	peak	
2		207.510	37.74	-13.93	23.81	43.50	-19.69	peak	
3		267.650	33.96	-15.81	18.15	46.00	-27.85	peak	
4		410.240	30.01	-11.06	18.95	46.00	-27.05	peak	
5		608.120	30.05	-6.27	23.78	46.00	-22.22	peak	
6	*	748.770	31.38	-2.49	28.89	46.00	-17.11	peak	

Test Mode: UNII-2C/TX A Mode 5500MHz (Adapter: HUAWEI)

Vertical

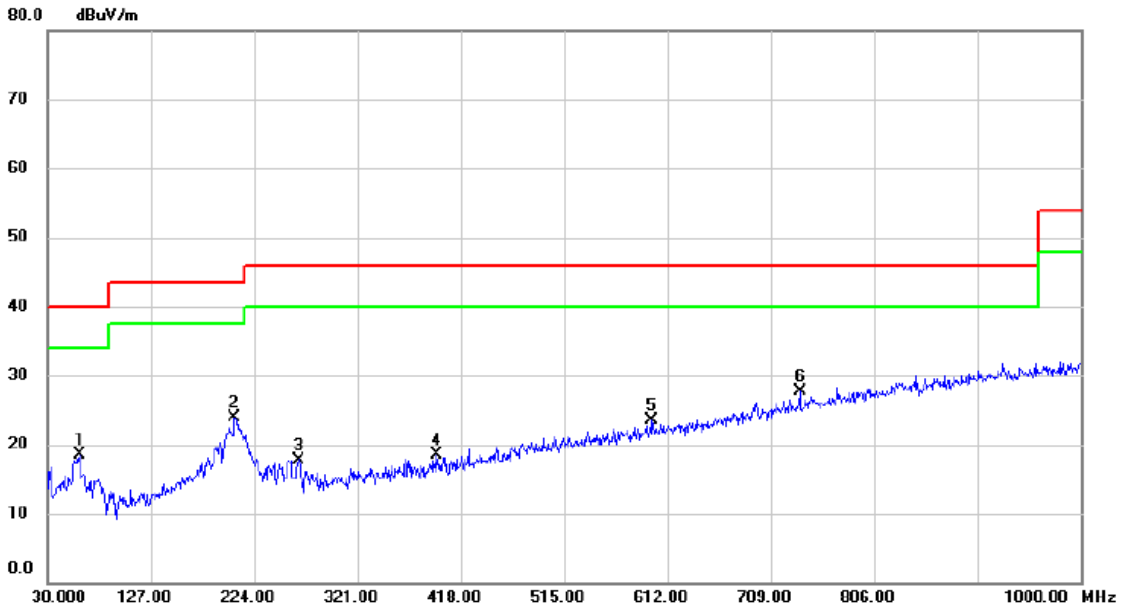


No.	Mk.	Freq. MHz	Reading Level dBuV	Correct Factor dB	Measure- ment dBuV/m	Limit dBuV/m	Margin dB	Detector	Comment
1	*	60.070	46.51	-14.32	32.19	40.00	-7.81	peak	
2		190.050	37.38	-12.86	24.52	43.50	-18.98	peak	
3		338.460	29.36	-12.16	17.20	46.00	-28.80	peak	
4		518.880	31.16	-8.34	22.82	46.00	-23.18	peak	
5		682.810	30.01	-4.48	25.53	46.00	-20.47	peak	
6		894.270	30.80	0.92	31.72	46.00	-14.28	peak	



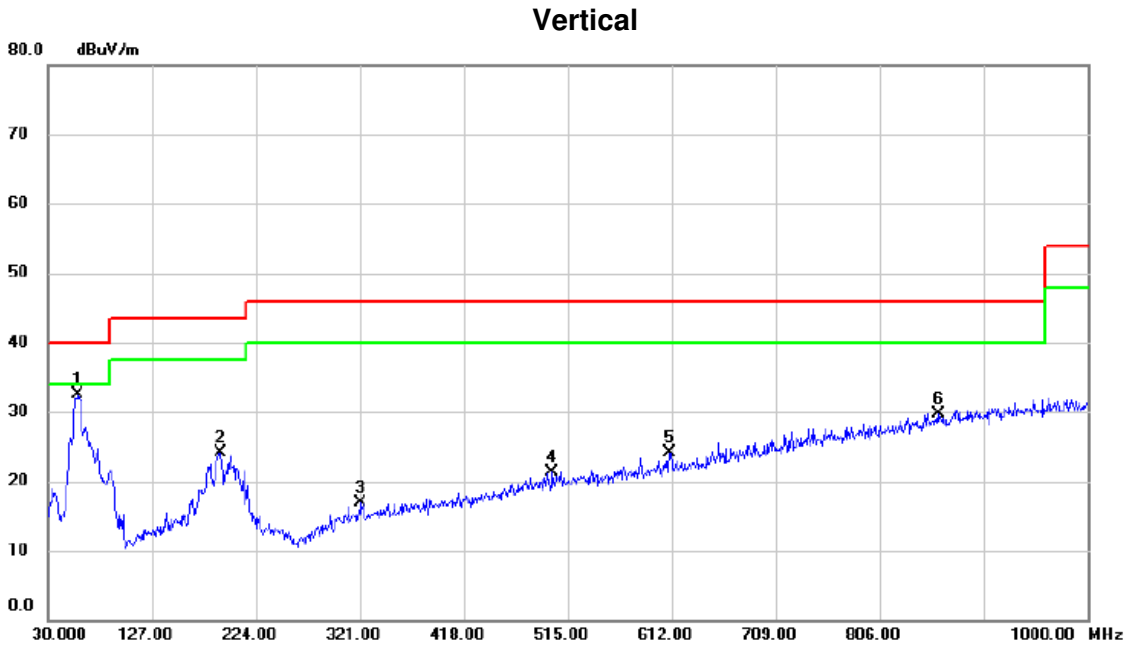
Test Mode: UNII-2C/TX A Mode 5500MHz (Adapter: HUAWEI)

**Horizontal**



No.	Mk.	Freq. MHz	Reading Level dBuV	Correct Factor dB	Measure- ment dBuV/m	Limit dBuV/m	Margin dB	Detector	Comment
1		60.070	32.83	-14.32	18.51	40.00	-21.49	peak	
2		205.570	37.85	-13.88	23.97	43.50	-19.53	peak	
3		265.710	33.59	-15.79	17.80	46.00	-28.20	peak	
4		394.720	29.96	-11.42	18.54	46.00	-27.46	peak	
5		597.450	30.00	-6.48	23.52	46.00	-22.48	peak	
6	*	736.160	30.56	-2.85	27.71	46.00	-18.29	peak	

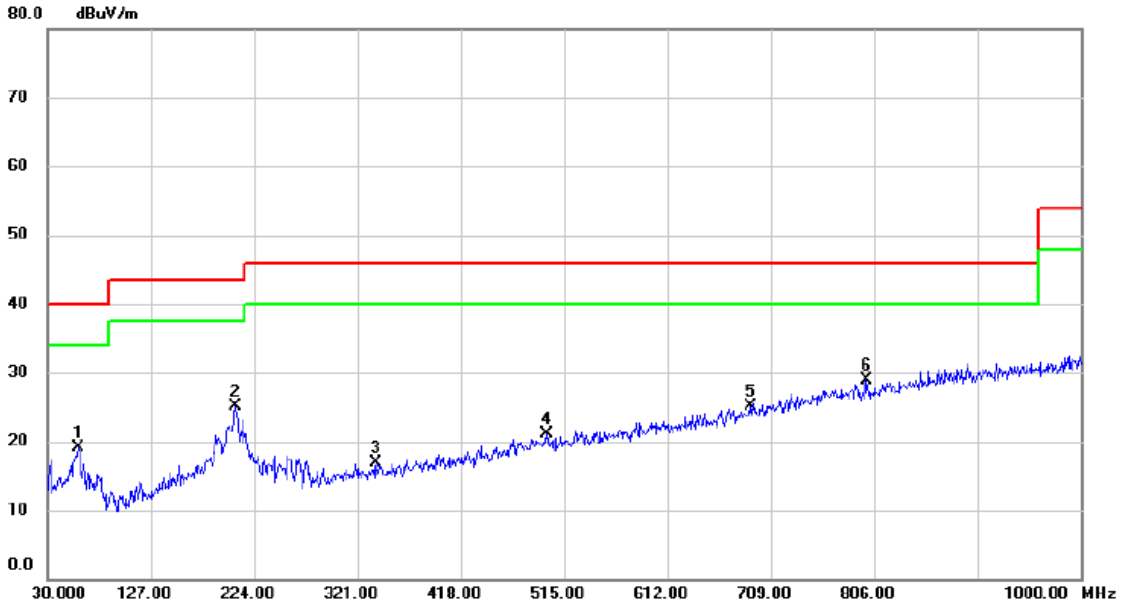
Test Mode: UNII-2C/TX A Mode 5700MHz (Adapter: HUAWEI)



No.	Mk.	Freq. MHz	Reading Level dBuV	Correct Factor dB	Measure- ment dBuV/m	Limit dBuV/m	Margin dB	Detector	Comment
1	*	58.130	46.57	-14.13	32.44	40.00	-7.56	peak	
2		191.020	36.99	-12.94	24.05	43.50	-19.45	peak	
3		321.970	29.26	-12.44	16.82	46.00	-29.18	peak	
4		500.450	30.02	-8.71	21.31	46.00	-24.69	peak	
5		610.060	30.32	-6.23	24.09	46.00	-21.91	peak	
6		860.320	29.57	0.20	29.77	46.00	-16.23	peak	

Test Mode: UNII-2C/TX A Mode 5700MHz (Adapter: HUAWEI)

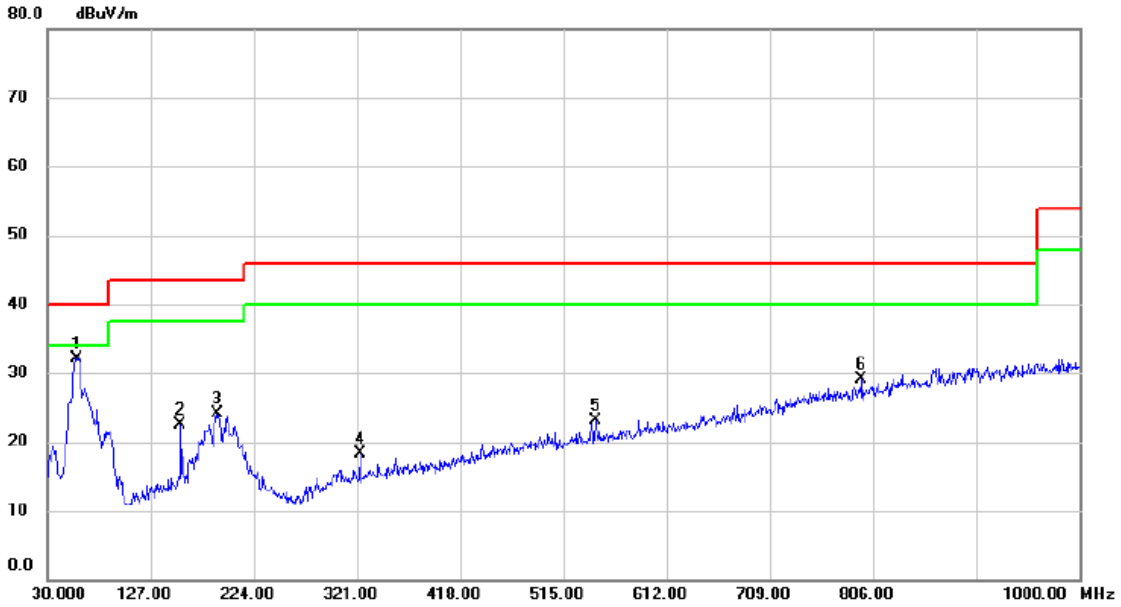
**Horizontal**



No.	Mk.	Freq. MHz	Reading Level dBuV	Correct Factor dB	Measure- ment dBuV/m	Limit dBuV/m	Margin dB	Detector	Comment
1		59.100	33.37	-14.22	19.15	40.00	-20.85	peak	
2		206.540	38.91	-13.90	25.01	43.50	-18.49	peak	
3		338.460	29.06	-12.16	16.90	46.00	-29.10	peak	
4		498.510	29.92	-8.76	21.16	46.00	-24.84	peak	
5		689.600	29.33	-4.26	25.07	46.00	-20.93	peak	
6	*	799.210	30.35	-1.37	28.98	46.00	-17.02	peak	

Test Mode: UNII-3/TX A Mode 5745MHz (Adapter: HUAWEI)

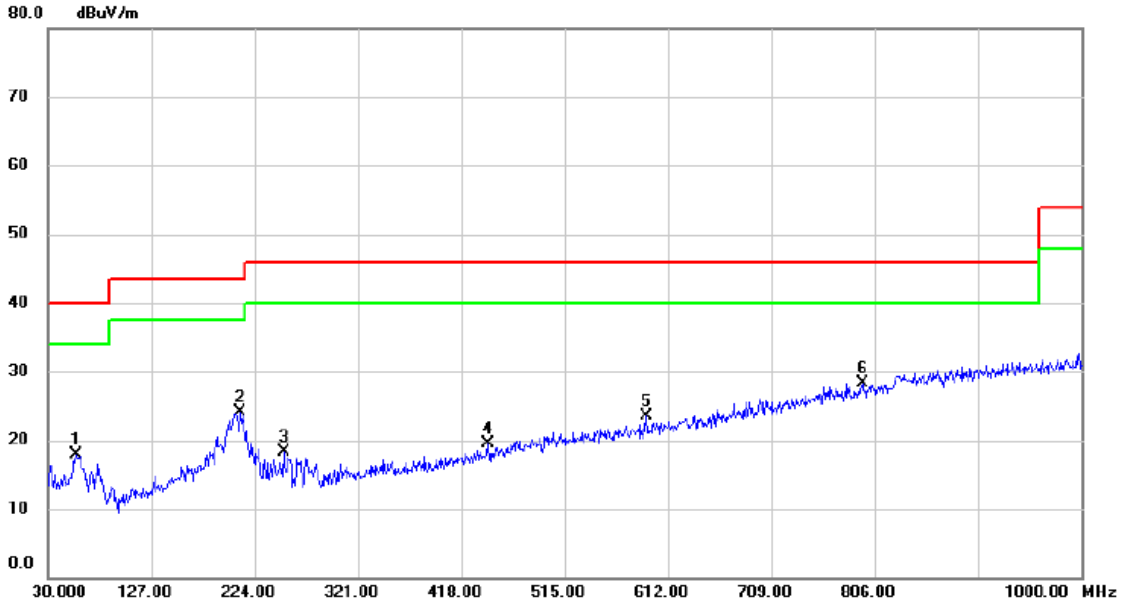
**Vertical**



No.	Mk.	Freq. MHz	Reading Level dBuV	Correct Factor dB	Measure- ment dBuV/m	Limit dBuV/m	Margin dB	Detector	Comment
1	*	58.130	46.30	-14.13	32.17	40.00	-7.83	peak	
2		155.130	35.80	-13.21	22.59	43.50	-20.91	peak	
3		190.050	36.97	-12.86	24.11	43.50	-19.39	peak	
4		323.910	30.70	-12.41	18.29	46.00	-27.71	peak	
5		545.070	30.91	-7.81	23.10	46.00	-22.90	peak	
6		795.330	30.58	-1.46	29.12	46.00	-16.88	peak	

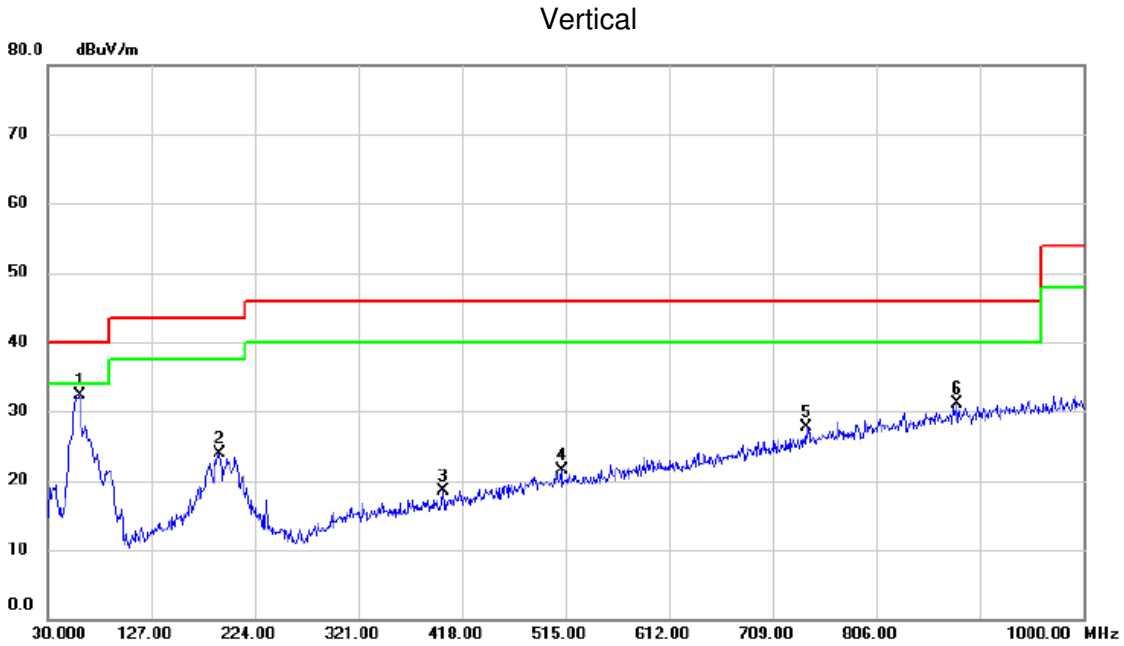
Test Mode: UNII-3/TX A Mode 5745MHz (Adapter: HUAWEI)

**Horizontal**



No. Mk.	Freq. MHz	Reading Level dBuV	Correct Factor dB	Measure- ment dBuV/m	Limit dBuV/m	Margin dB	Detector	Comment
1	56.190	31.87	-13.96	17.91	40.00	-22.09	peak	
2	210.420	38.06	-13.97	24.09	43.50	-19.41	peak	
3	251.160	33.19	-14.97	18.22	46.00	-27.78	peak	
4	443.220	29.55	-10.13	19.42	46.00	-26.58	peak	
5	591.630	30.12	-6.64	23.48	46.00	-22.52	peak	
6 *	794.360	29.77	-1.48	28.29	46.00	-17.71	peak	

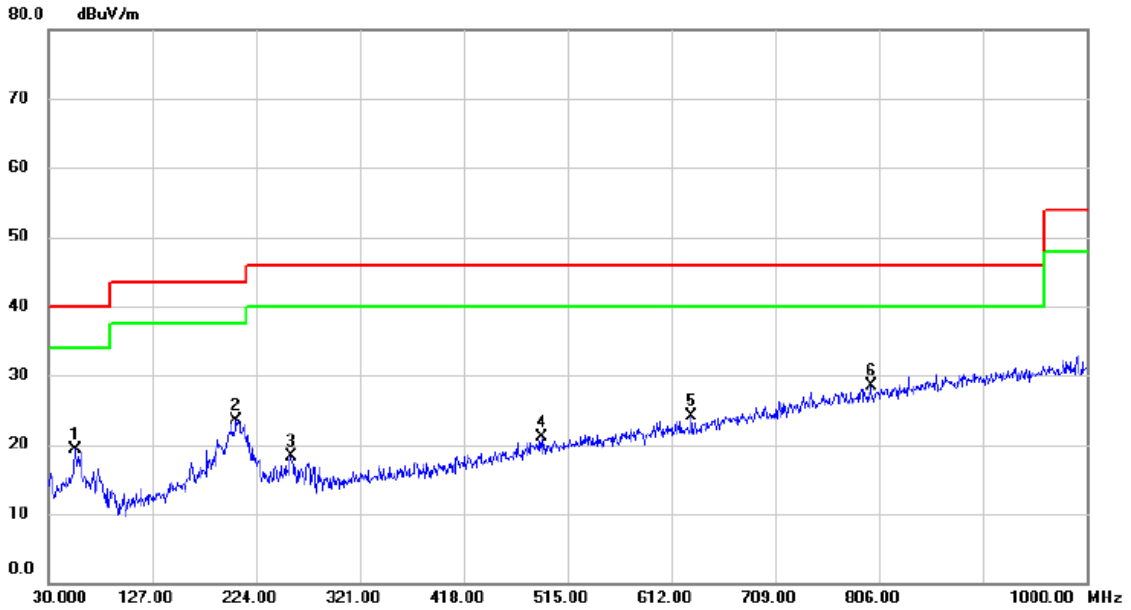
Test Mode: UNII-3/TX A Mode 5825MHz (Adapter: HUAWEI)



No.	Mk.	Freq. MHz	Reading Level dBuV	Correct Factor dB	Measure- ment dBuV/m	Limit dBuV/m	Margin dB	Detector	Comment
1	*	60.070	46.53	-14.32	32.21	40.00	-7.79	peak	
2		191.020	36.89	-12.94	23.95	43.50	-19.55	peak	
3		400.540	29.93	-11.34	18.59	46.00	-27.41	peak	
4		511.120	30.06	-8.50	21.56	46.00	-24.44	peak	
5		740.040	30.55	-2.75	27.80	46.00	-18.20	peak	
6		881.660	30.39	0.65	31.04	46.00	-14.96	peak	

Test Mode: UNII-3/TX A Mode 5825MHz (Adapter: HUAWEI)

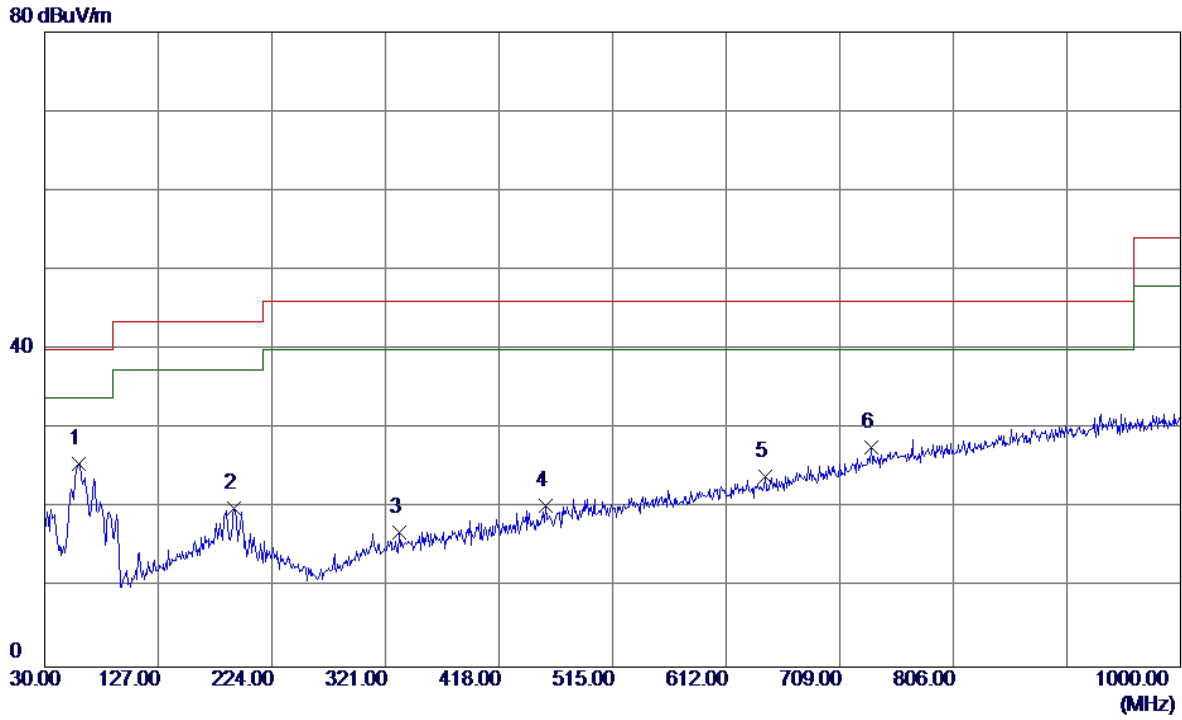
**Horizontal**



No. Mk.	Freq. MHz	Reading Level dBuV	Correct Factor dB	Measurement dBuV/m	Limit dBuV/m	Margin dB	Detector	Comment
1	55.220	33.25	-13.94	19.31	40.00	-20.69	peak	
2	205.570	37.39	-13.88	23.51	43.50	-19.99	peak	
3	256.980	33.72	-15.46	18.26	46.00	-27.74	peak	
4	490.750	30.07	-8.94	21.13	46.00	-24.87	peak	
5	630.430	30.02	-5.84	24.18	46.00	-21.82	peak	
6 *	798.240	29.98	-1.40	28.58	46.00	-17.42	peak	

Test Mode: UNII-1/TX A Mode 5180MHz(Adapter: HUNTKEY)

Vertical

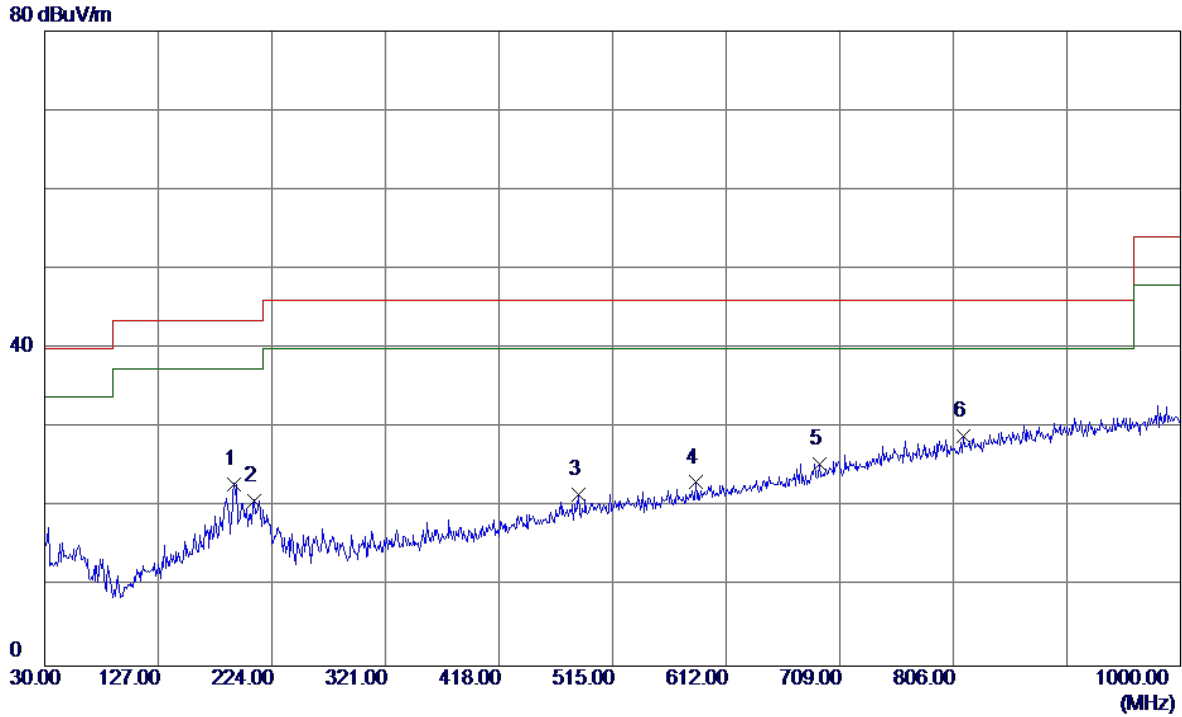


No.	Freq. MHz	Reading Level dBuV/m	Correct Factor dB	Measurement dBuV/m	Limit dBuV/m	Margin dB	Detector	Comment
1 *	59.1000	39.87	-14.22	25.65	40.00	-14.35	Peak	
2	191.9900	33.09	-13.03	20.06	43.50	-23.44	Peak	
3	332.6400	29.27	-12.26	17.01	46.00	-28.99	Peak	
4	457.7700	30.07	-9.75	20.32	46.00	-25.68	Peak	
5	644.9800	29.61	-5.57	24.04	46.00	-21.96	Peak	
6	736.1599	30.57	-2.86	27.71	46.00	-18.29	Peak	



Test Mode: UNII-1/TX A Mode 5180MHz(Adapter: HUNTKEY)

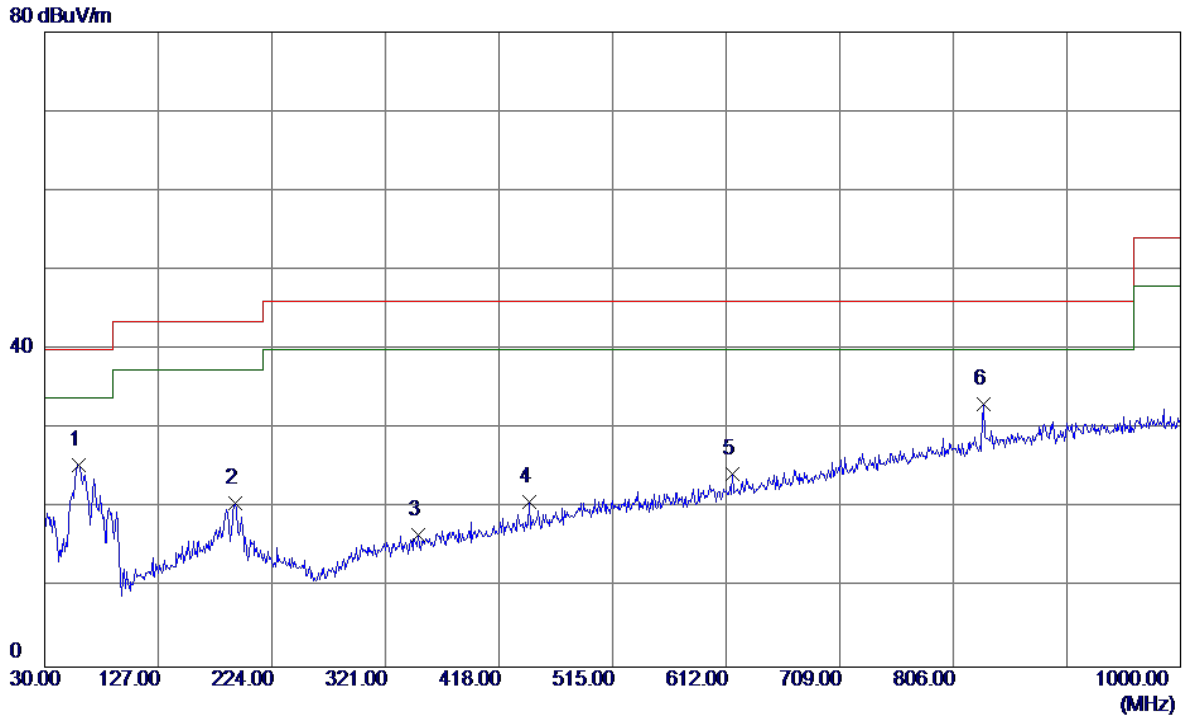
**Horizontal**



No.	Freq. MHz	Reading Level dBuV/m	Correct Factor dB	Measure ment dBuV/m	Limit dBuV/m	Margin dB	Detector	Comment
1	191.9900	35.99	-13.03	22.96	43.50	-20.54	Peak	
2	208.4800	34.82	-13.94	20.88	43.50	-22.62	Peak	
3	485.9000	30.64	-9.06	21.58	46.00	-24.42	Peak	
4	585.8100	29.91	-6.79	23.12	46.00	-22.88	Peak	
5	691.5400	29.66	-4.20	25.46	46.00	-20.54	Peak	
6 *	814.7300	29.87	-0.96	28.91	46.00	-17.09	Peak	

Test Mode: UNII-1/TX A Mode 5240MHz(Adapter: HUNTKEY)

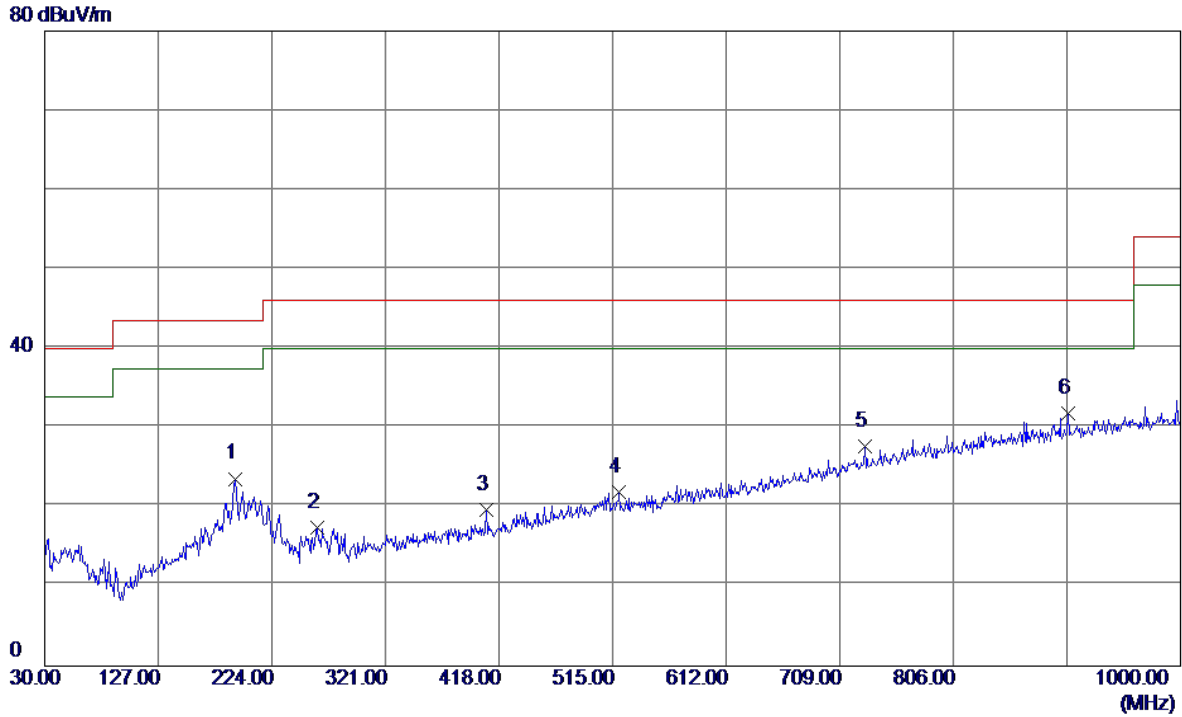
**Vertical**



No.	Freq. MHz	Reading Level dBuV/m	Correct Factor dB	Measure ment dBuV/m	Limit dBuV/m	Margin dB	Detector	Comment
1	59.1000	39.66	-14.22	25.44	40.00	-14.56	Peak	
2	192.9600	33.78	-13.11	20.67	43.50	-22.83	Peak	
3	349.1300	28.61	-11.97	16.64	46.00	-29.36	Peak	
4	444.1900	30.89	-10.10	20.79	46.00	-25.21	Peak	
5	617.8200	30.34	-6.08	24.26	46.00	-21.74	Peak	
6 *	832.1900	33.55	-0.48	33.07	46.00	-12.93	Peak	

Test Mode: UNII-1/TX A Mode 5240MHz(Adapter: HUNTKEY)

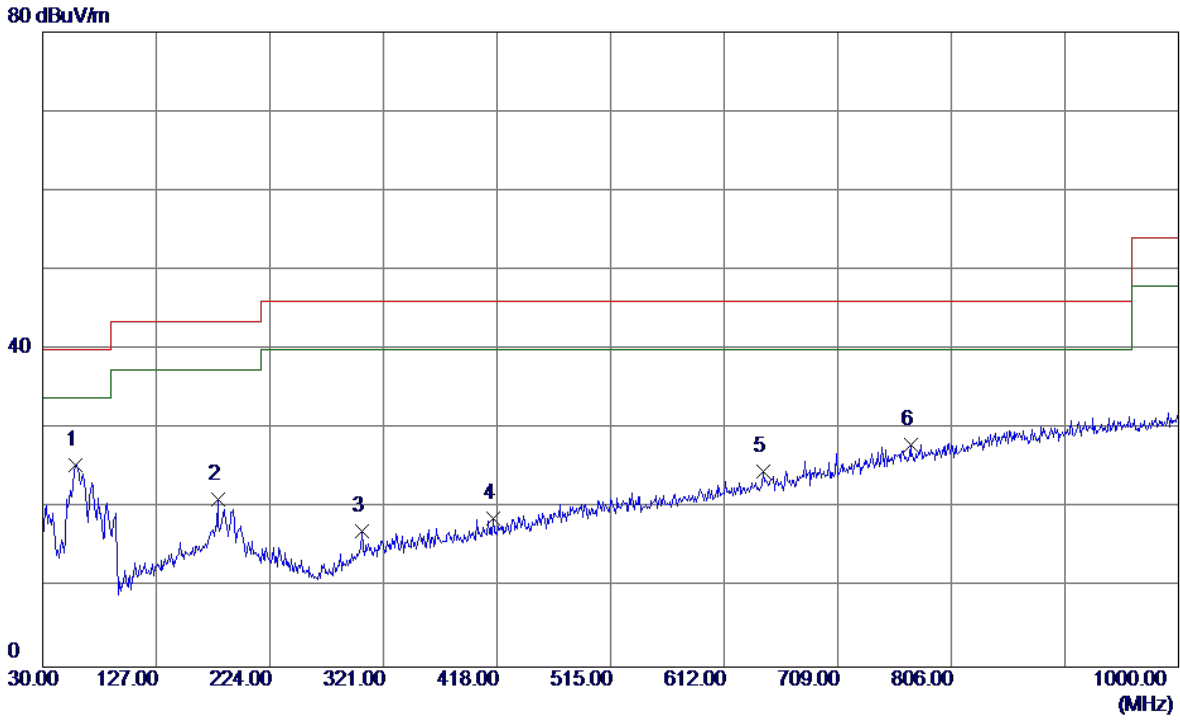
Horizontal



No.	Freq. MHz	Reading Level dBuV/m	Correct Factor dB	Measure ment dBuV/m	Limit dBuV/m	Margin dB	Detector	Comment
1	192.9600	36.71	-13.11	23.60	43.50	-19.90	Peak	
2	262.8000	33.14	-15.75	17.39	46.00	-28.61	Peak	
3	407.3299	30.78	-11.15	19.63	46.00	-26.37	Peak	
4	520.8200	30.19	-8.30	21.89	46.00	-24.11	Peak	
5	730.3400	30.71	-3.03	27.68	46.00	-18.32	Peak	
6 *	903.9700	30.71	1.11	31.82	46.00	-14.18	Peak	

Test Mode: UNII-2A/TX A Mode 5260MHz(Adapter: HUNTKEY)

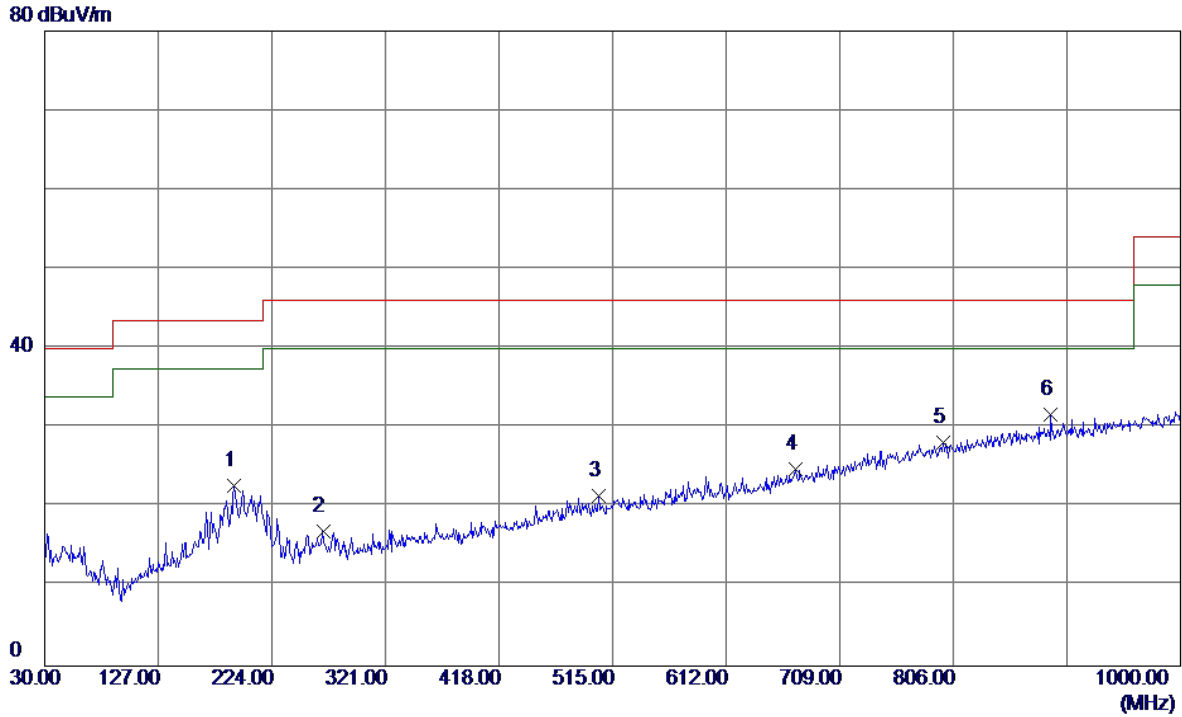
**Vertical**



No.	Freq. MHz	Reading Level dBuV/m	Correct Factor dB	Measure ment dBuV/m	Limit dBuV/m	Margin dB	Detector	Comment
1 *	58.1300	39.57	-14.13	25.44	40.00	-14.56	Peak	
2	179.3800	33.15	-12.06	21.09	43.50	-22.41	Peak	
3	302.5700	29.97	-12.78	17.19	46.00	-28.81	Peak	
4	415.0900	29.59	-10.93	18.66	46.00	-27.34	Peak	
5	644.9800	30.19	-5.57	24.62	46.00	-21.38	Peak	
6	771.0800	29.93	-1.99	27.94	46.00	-18.06	Peak	

Test Mode: UNII-2A/TX A Mode 5260MHz (Adapter: HUNTKEY)

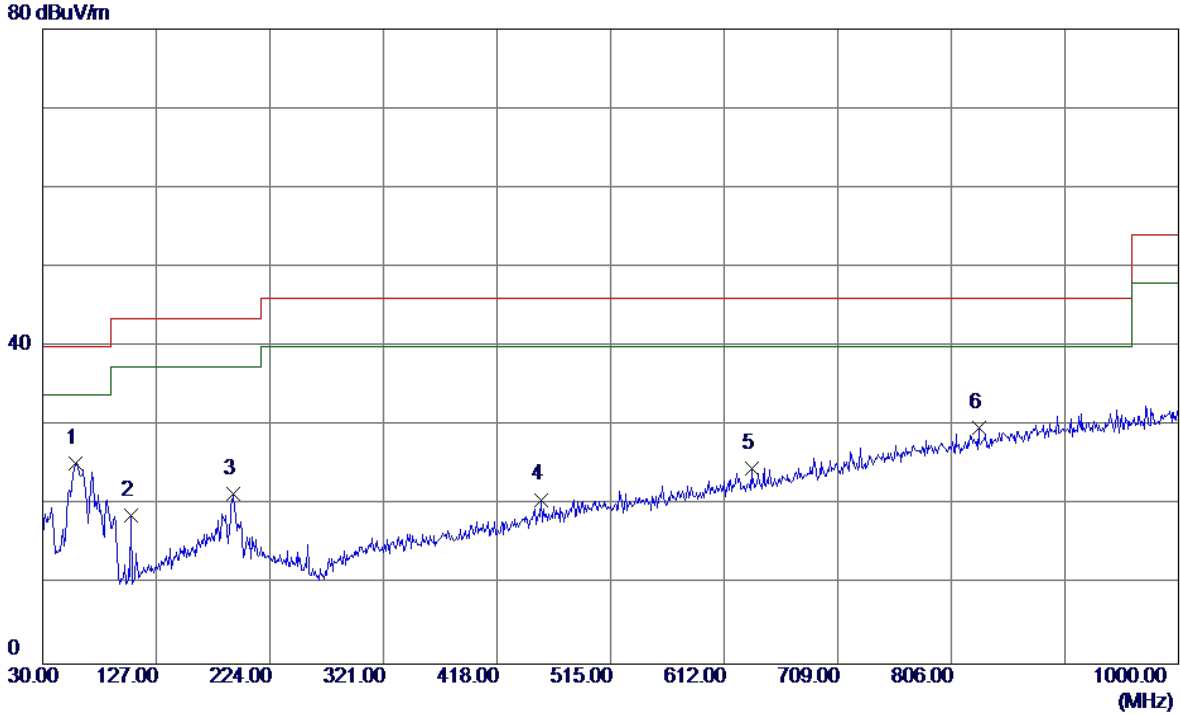
**Horizontal**



No.	Freq. MHz	Reading Level dBuV/m	Correct Factor dB	Measure ment dBuV/m	Limit dBuV/m	Margin dB	Detector	Comment
1	191.9900	35.78	-13.03	22.75	43.50	-20.75	Peak	
2	267.6500	32.83	-15.81	17.02	46.00	-28.98	Peak	
3	503.3600	30.06	-8.65	21.41	46.00	-24.59	Peak	
4	671.1700	29.67	-4.83	24.84	46.00	-21.16	Peak	
5	797.2700	29.60	-1.42	28.18	46.00	-17.82	Peak	
6 *	889.4200	30.91	0.81	31.72	46.00	-14.28	Peak	

Test Mode: UNII-2A/TX A Mode 5320MHz(Adapter: HUNTKEY)

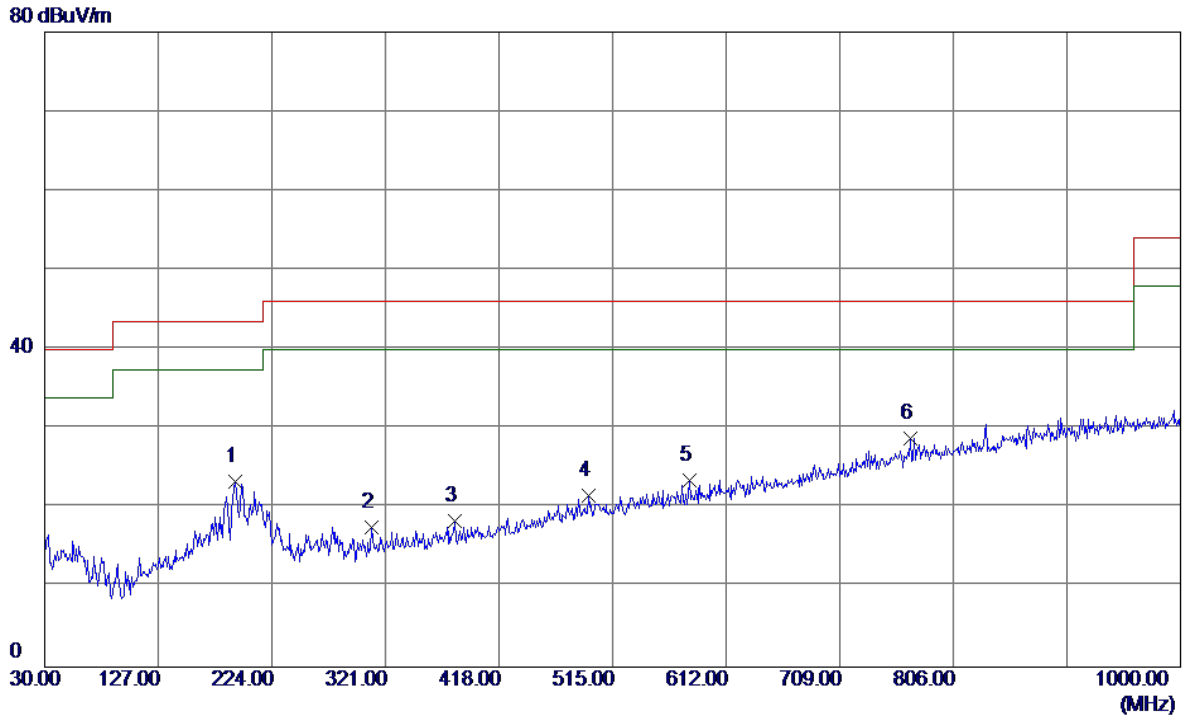
**Vertical**



No.	Freq. MHz	Reading Level dBuV/m	Correct Factor dB	Measure ment dBuV/m	Limit dBuV/m	Margin dB	Detector	Comment
1 *	58.1300	39.44	-14.13	25.31	40.00	-14.69	Peak	
2	105.6600	35.48	-16.75	18.73	43.50	-24.77	Peak	
3	192.9600	34.55	-13.11	21.44	43.50	-22.06	Peak	
4	455.8300	30.52	-9.80	20.72	46.00	-25.28	Peak	
5	635.2800	30.36	-5.75	24.61	46.00	-21.39	Peak	
6	829.2800	30.31	-0.56	29.75	46.00	-16.25	Peak	

Test Mode: UNII-2A/TX A Mode 5320MHz(Adapter: HUNTKEY)

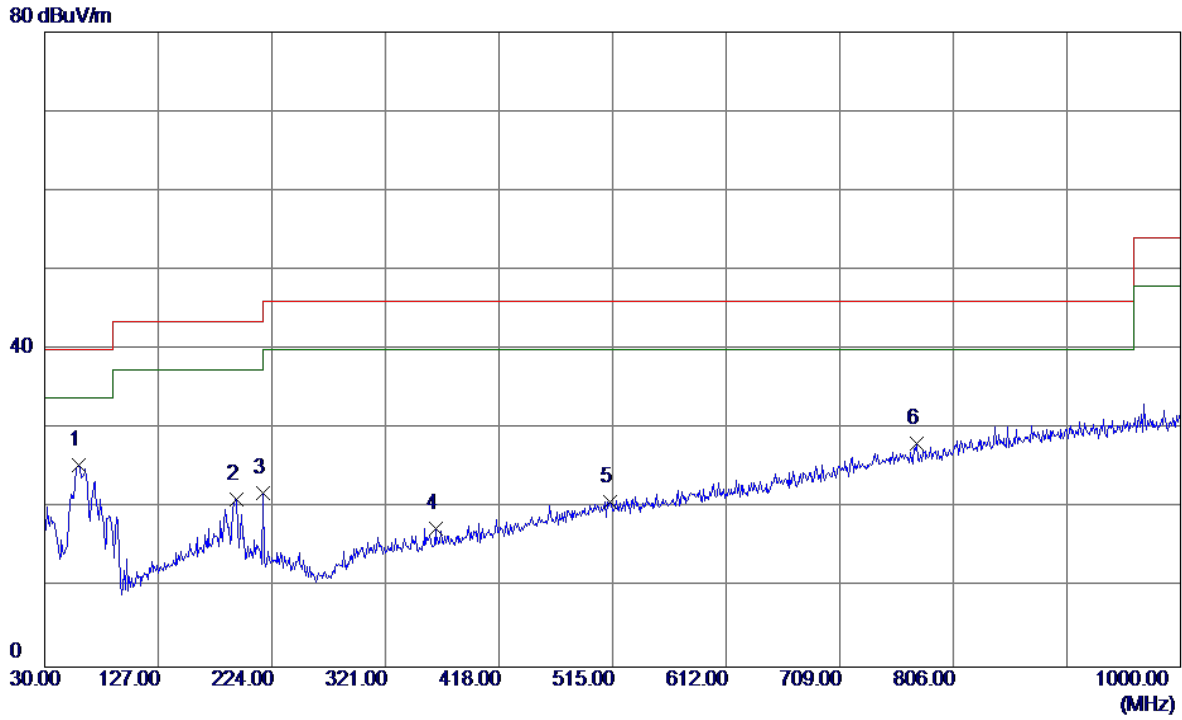
**Horizontal**



No.	Freq. MHz	Reading Level dBuV/m	Correct Factor dB	Measure ment dBuV/m	Limit dBuV/m	Margin dB	Detector	Comment
1	192.9600	36.54	-13.11	23.43	43.50	-20.07	Peak	
2	309.3599	30.27	-12.67	17.60	46.00	-28.40	Peak	
3	380.1700	30.07	-11.60	18.47	46.00	-27.53	Peak	
4	494.6300	30.39	-8.85	21.54	46.00	-24.46	Peak	
5	580.9600	30.39	-6.91	23.48	46.00	-22.52	Peak	
6 *	769.1400	30.88	-2.03	28.85	46.00	-17.15	Peak	

Test Mode: UNII-2C/TX A Mode 5500MHz(Adapter: HUNTKEY)

**Vertical**



No.	Freq. MHz	Reading Level dBuV/m	Correct Factor dB	Measure ment dBuV/m	Limit dBuV/m	Margin dB	Detector	Comment
1 *	59.1000	39.69	-14.22	25.47	40.00	-14.53	Peak	
2	193.9299	34.37	-13.20	21.17	43.50	-22.33	Peak	
3	216.2400	35.84	-13.93	21.91	46.00	-24.09	Peak	
4	363.6800	29.29	-11.79	17.50	46.00	-28.50	Peak	
5	513.0600	29.27	-8.46	20.81	46.00	-25.19	Peak	
6	774.9600	30.10	-1.90	28.20	46.00	-17.80	Peak	