

Plot 135 LTE Band 26 1RB Front Side High (Single=REC Off, Distance 15mm)

Date: 9/28/2017

Communication System: UID 0, LTE_FDD (0); Frequency: 841.5 MHz; Duty Cycle: 1:1

Medium parameters used (interpolated): $f = 841.5$ MHz; $\sigma = 1.018$ S/m; $\epsilon_r = 55.349$; $\rho = 1000$ kg/m³

Ambient Temperature: 22.3 °C Liquid Temperature: 21.5 °C

Phantom section: Flat Section

DASY5 Configuration:

Sensor-Surface: 4mm (Mechanical Surface Detection)

Probe: EX3DV4 - SN3677; ConvF(9.74, 9.74, 9.74); Calibrated: 1/23/2017;

Electronics: DAE4 Sn1291; Calibrated: 1/19/2017

Phantom: SAM 2; Type: QD000P40CD; Serial: TP:1666

Measurement SW: DASY52, Version 52.8 (8); SEMCAD X Version 14.6.10 (7331)

Front Side High/Area Scan (71x121x1): Interpolated grid: dx=15mm, dy=15mm

Maximum value of SAR (interpolated) = 0.260 W/kg

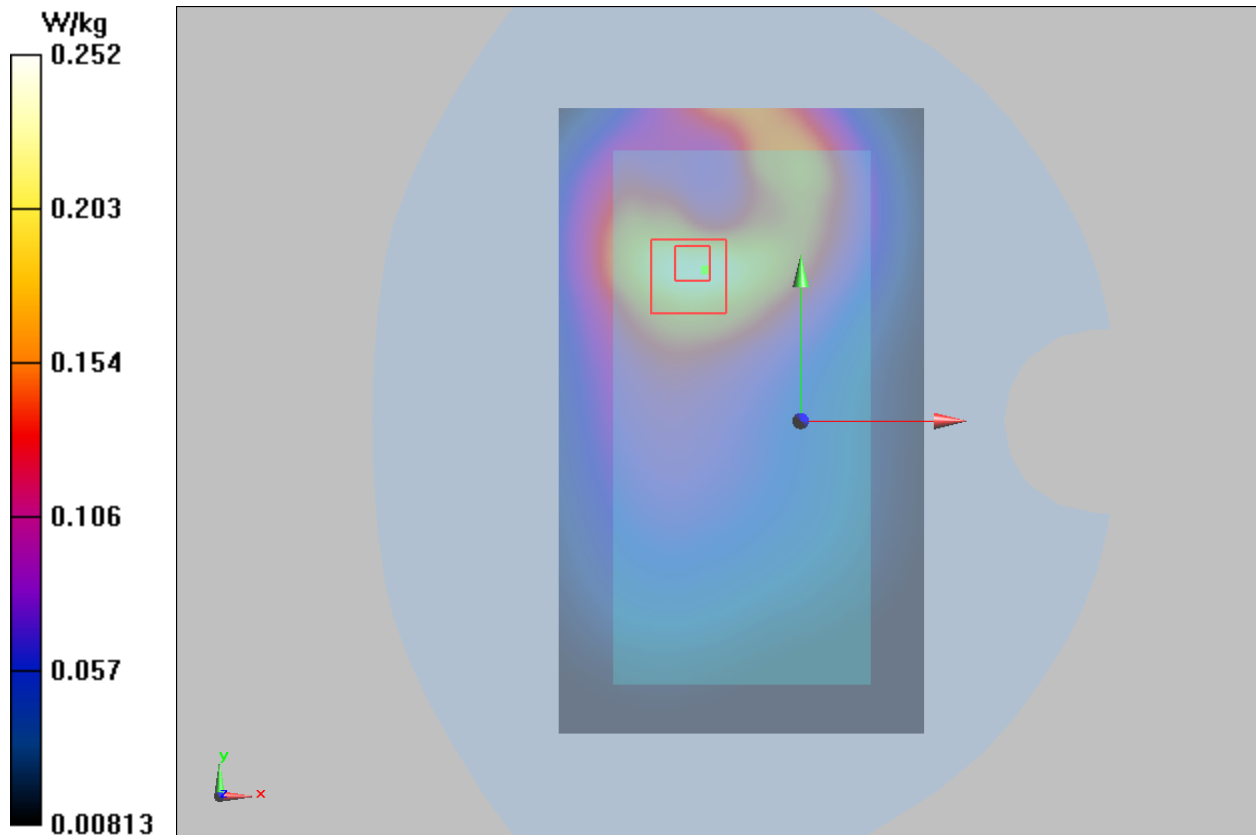
Front Side High/Zoom Scan (5x5x7)/Cube 0: Measurement grid: dx=8mm, dy=8mm, dz=5mm

Reference Value = 9.561 V/m; Power Drift = -0.055 dB

Peak SAR (extrapolated) = 0.324 W/kg

SAR(1 g) = 0.226 W/kg; SAR(10 g) = 0.153 W/kg

Maximum value of SAR (measured) = 0.252 W/kg



Plot 136 LTE Band 26 1RB Back Side High (Synchronous=REC Off+Wi-Fi/BT, Distance 10mm)

Date: 9/28/2017

Communication System: UID 0, LTE_FDD (0); Frequency: 841.5 MHz; Duty Cycle: 1:1

Medium parameters used (interpolated): $f = 841.5$ MHz; $\sigma = 1.018$ S/m; $\epsilon_r = 55.349$; $\rho = 1000$ kg/m³

Ambient Temperature: 22.3 °C Liquid Temperature: 21.5 °C

Phantom section: Flat Section

DASY5 Configuration:

Sensor-Surface: 4mm (Mechanical Surface Detection)

Probe: EX3DV4 - SN3677; ConvF(9.74, 9.74, 9.74); Calibrated: 1/23/2017;

Electronics: DAE4 Sn1291; Calibrated: 1/19/2017

Phantom: SAM 2; Type: QD000P40CD; Serial: TP:1666

Measurement SW: DASY52, Version 52.8 (8); SEMCAD X Version 14.6.10 (7331)

Back Side High/Area Scan (71x121x1): Interpolated grid: dx=15mm, dy=15mm

Maximum value of SAR (interpolated) = 0.238 W/kg

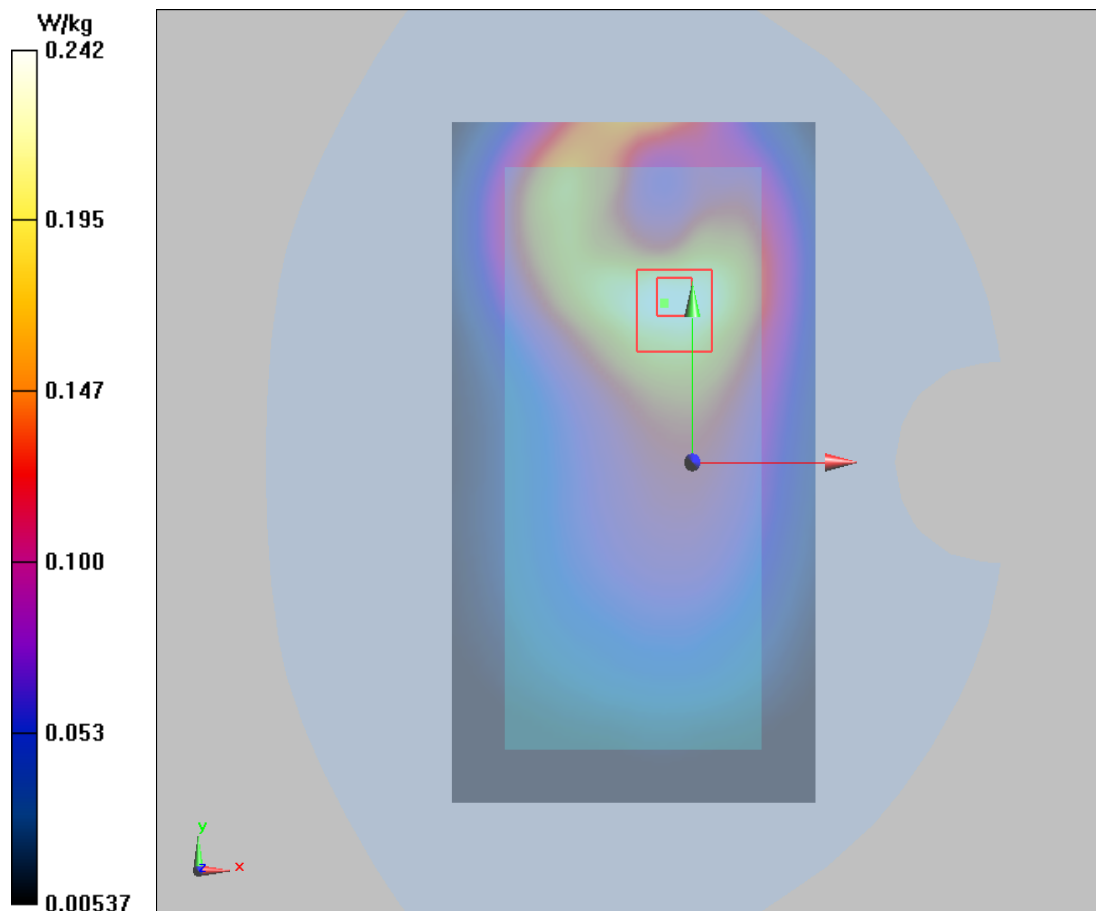
Back Side High/Zoom Scan (5x5x7)/Cube 0: Measurement grid: dx=8mm, dy=8mm, dz=5mm

Reference Value = 7.428 V/m; Power Drift = -0.02 dB

Peak SAR (extrapolated) = 0.365 W/kg

SAR(1 g) = 0.222 W/kg; SAR(10 g) = 0.128 W/kg

Maximum value of SAR (measured) = 0.242 W/kg



Plot 137 LTE Band 38 1RB Left Cheek Middle (Single=REC On+Left Head)

Date: 9/27/2017

Communication System: UID 0, LTE (0); Frequency: 2595 MHz; Duty Cycle: 1:1.58

Medium parameters used: $f = 2595$ MHz; $\sigma = 2.004$ S/m; $\epsilon_r = 40.341$; $\rho = 1000$ kg/m³

Ambient Temperature: 22.3 °C Liquid Temperature: 21.5 °C

Phantom section: Left Section

DASY5 Configuration:

Sensor-Surface: 4mm (Mechanical Surface Detection)

Probe: EX3DV4 - SN7351; ConvF(7.43, 7.43, 7.43); Calibrated: 12/20/2016;

Electronics: DAE4 - SD 000 D04 BK - SN918; Calibrated: 6/26/2017

Phantom: SAM 2; Type: SAM;

Measurement SW: DASY52, Version 52.8 (8); SEMCAD X Version 14.6.10 (7331)

Left Cheek Middle/Area Scan (91x151x1): Interpolated grid: dx=12mm, dy=12mm

Maximum value of SAR (interpolated) = 0.879 W/kg

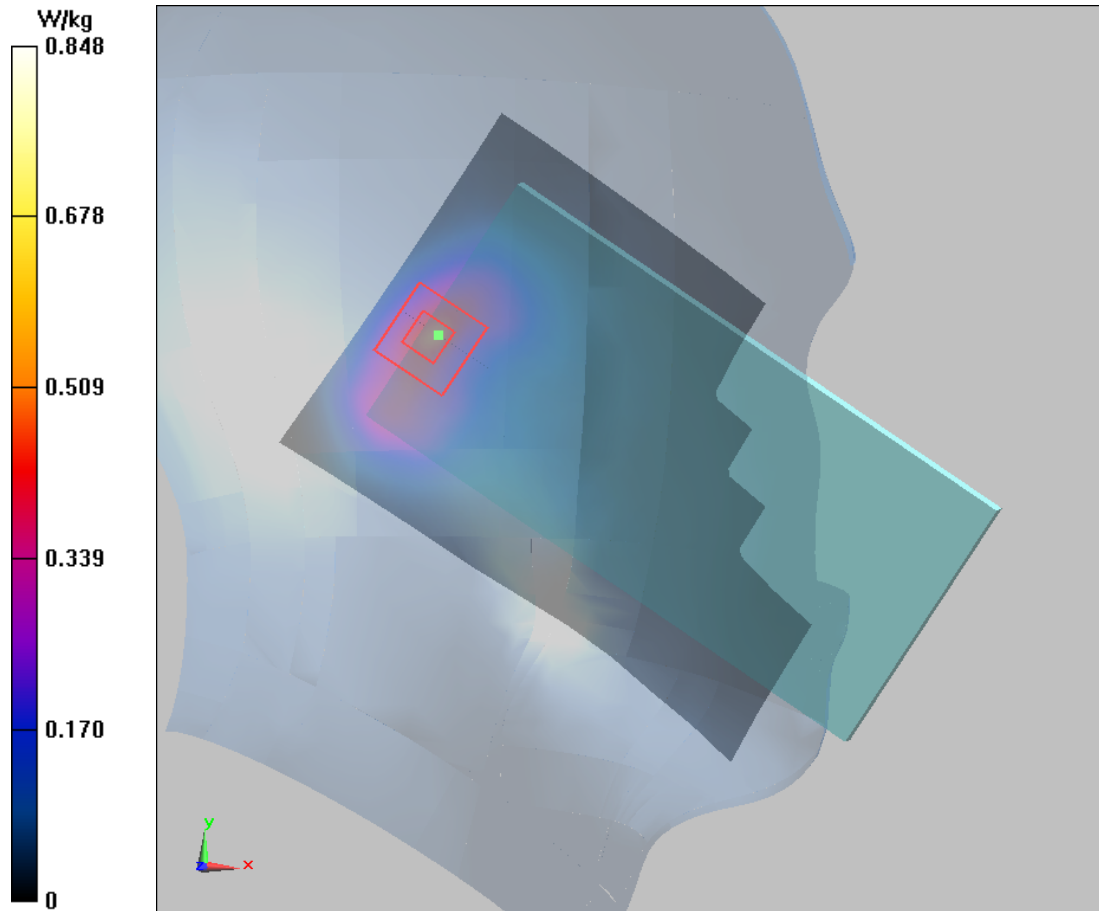
Left Cheek Middle/Zoom Scan (7x7x7)/Cube 0: Measurement grid: dx=5mm, dy=5mm, dz=5mm

Reference Value = 24.16 V/m; Power Drift = 0.00 dB

Peak SAR (extrapolated) = 1.03 W/kg

SAR(1 g) = 0.794 W/kg; SAR(10 g) = 0.397 W/kg

Maximum value of SAR (measured) = 0.848 W/kg



Plot 138 LTE Band 38 1RB Front Side Middle (Single=REC Off, Distance 15mm)

Date: 9/28/2017

Communication System: UID 0, LTE (0); Frequency: 2610 MHz; Duty Cycle: 1:1.58

Medium parameters used: $f = 2610$ MHz; $\sigma = 2.15$ S/m; $\epsilon_r = 51.166$; $\rho = 1000$ kg/m³

Ambient Temperature: 22.3 °C Liquid Temperature: 21.5 °C

Phantom section: Flat Section

DASY5 Configuration:

Sensor-Surface: 4mm (Mechanical Surface Detection)

Probe: EX3DV4 - SN7351; ConvF(7.52, 7.52, 7.52); Calibrated: 12/20/2016;

Electronics: DAE4 - SD 000 D04 BK - SN918; Calibrated: 6/26/2017

Phantom: SAM 2; Type: SAM;

Measurement SW: DASY52, Version 52.8 (8); SEMCAD X Version 14.6.10 (7331)

Front Side Middle/Area Scan (91x151x1): Interpolated grid: dx=12mm, dy=12mm

Maximum value of SAR (interpolated) = 0.123 W/kg

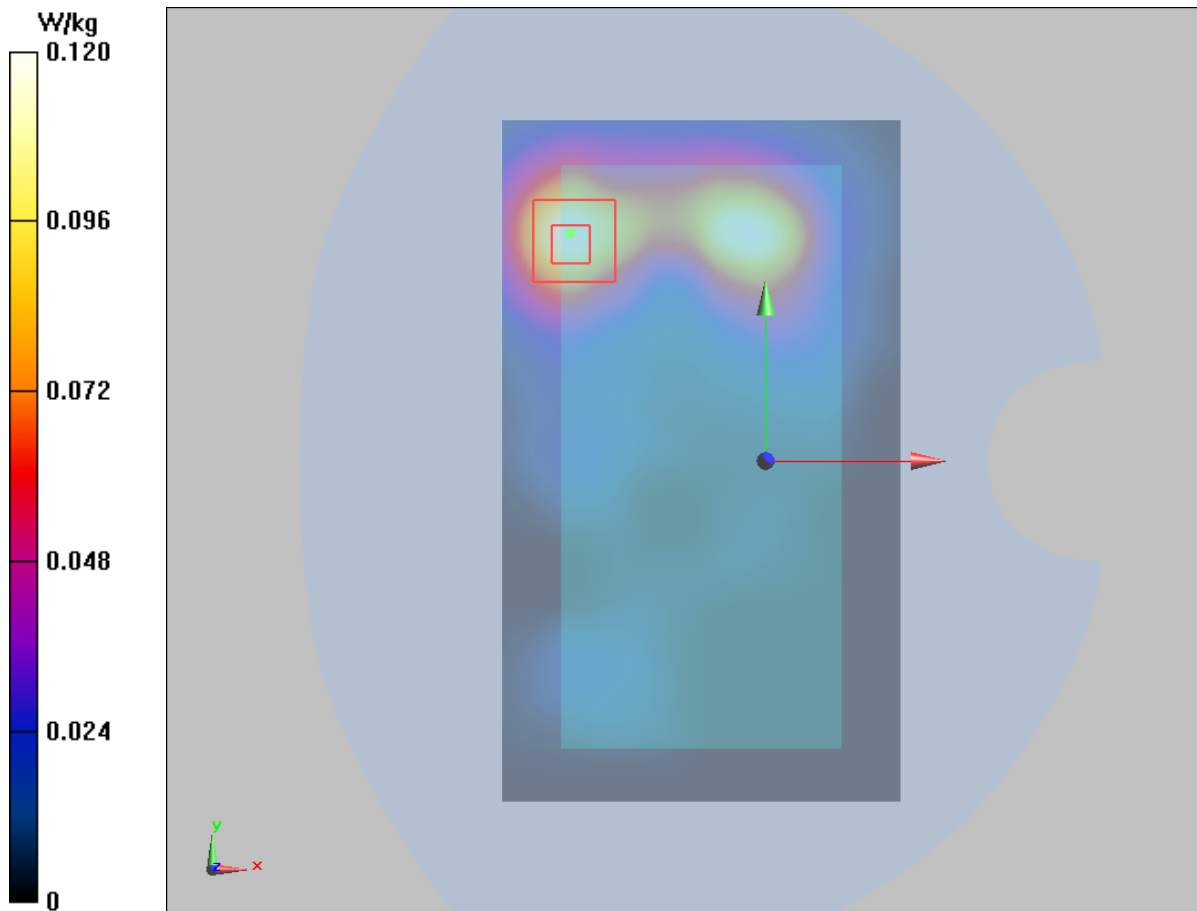
Front Side Middle /Zoom Scan (7x7x7)/Cube 0: Measurement grid: dx=5mm, dy=5mm, dz=5mm

Reference Value = 0.9970 V/m; Power Drift = -0.082 dB

Peak SAR (extrapolated) = 0.222 W/kg

SAR(1 g) = 0.109 W/kg; SAR(10 g) = 0.053 W/kg

Maximum value of SAR (measured) = 0.120 W/kg



Plot 139 LTE Band 38 1RB Back Side High (Synchronous=REC Off+Wi-Fi/BT, Distance 10mm)

Date: 9/28/2017

Communication System: UID 0, LTE (0); Frequency: 2610 MHz; Duty Cycle: 1:1.58

Medium parameters used: $f = 2610$ MHz; $\sigma = 2.15$ S/m; $\epsilon_r = 51.166$; $\rho = 1000$ kg/m³

Ambient Temperature: 22.3 °C Liquid Temperature: 21.5 °C

Phantom section: Flat Section

DASY5 Configuration:

Sensor-Surface: 4mm (Mechanical Surface Detection)

Probe: EX3DV4 - SN7351; ConvF(7.52, 7.52, 7.52); Calibrated: 12/20/2016;

Electronics: DAE4 - SD 000 D04 BK - SN918; Calibrated: 6/26/2017

Phantom: SAM 2; Type: SAM;

Measurement SW: DASY52, Version 52.8 (8); SEMCAD X Version 14.6.10 (7331)

Back Side High/Area Scan (91x151x1): Interpolated grid: dx=12mm, dy=12mm

Maximum value of SAR (interpolated) = 0.102 W/kg

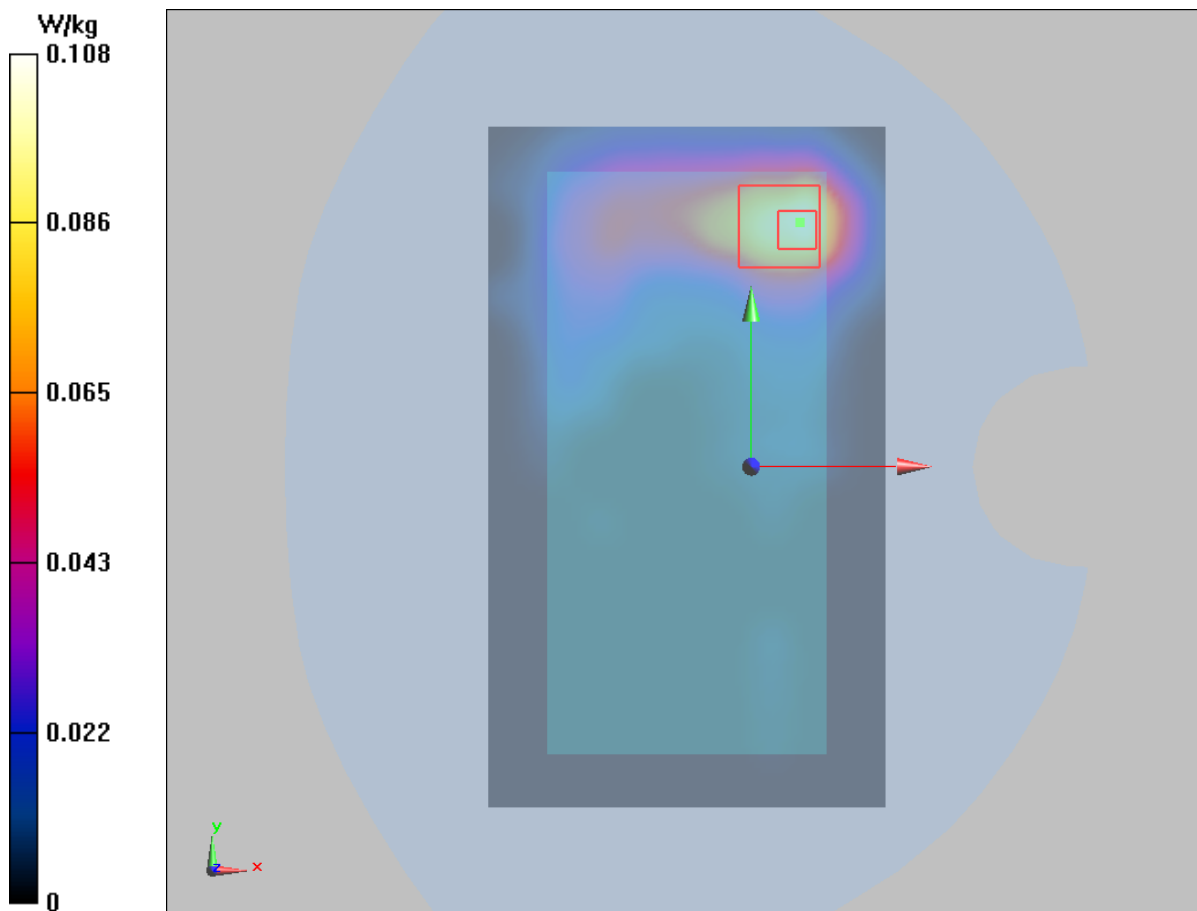
Back Side High/Zoom Scan (7x7x7)/Cube 0: Measurement grid: dx=5mm, dy=5mm, dz=5mm

Reference Value = 0.1710 V/m; Power Drift = 0.092dB

Peak SAR (extrapolated) = 0.198 W/kg

SAR(1 g) = 0.105 W/kg; SAR(10 g) = 0.045 W/kg

Maximum value of SAR (measured) = 0.108 W/kg





Plot 140 CA_38C 1RB Left cheek Middle (rec on+left head)

Date: 11/16/2018

Communication System: UID 0, LTE (0); Frequency: 2585.1 MHz; Duty Cycle: 1:1.579

Medium parameters used (interpolated): $f = 2585.1$ MHz; $\sigma = 2.01$ S/m; $\epsilon_r = 39.27$; $\rho = 1000$ kg/m³

Ambient Temperature: 22.3 °C Liquid Temperature: 21.5 °C

Phantom section: Left Section

DASY5 Configuration:

Sensor-Surface: 4mm (Mechanical Surface Detection)

Probe: EX3DV4 - SN3677; ConvF(7.28, 7.28, 7.28); Calibrated: 5/29/2018;

Electronics: DAE4 SN1317; Calibrated: 3/23/2018

Phantom: SAM1; Type: SAM; Serial: TP-1534

Measurement SW: DASY52, Version 52.8 (8); SEMCAD X Version 14.6.10 (7331)

Left Cheek Middle/Area Scan (91x151x1): Interpolated grid: dx=12 mm, dy=12 mm

Maximum value of SAR (interpolated) = 0.560 W/kg


Left Cheek Middle/Zoom Scan (7x7x7)/Cube 0: Measurement grid: dx=5mm, dy=5mm, dz=5mm

Reference Value = 16.20 V/m; Power Drift = 0.106 dB

Peak SAR (extrapolated) = 0.651 W/kg

SAR(1 g) = 0.603 W/kg; SAR(10 g) = 0.310 W/kg

Maximum value of SAR (measured) = 0.624 W/kg



Plot 141 CA_38C 1RB Front Side (rec off, Distance 15mm)

Date: 10/26/2018

Communication System: UID 0, LTE (0); Frequency: 2610 MHz; Duty Cycle: 1:1.579

Medium parameters used: $f = 2610$ MHz; $\sigma = 2.15$ S/m; $\epsilon_r = 51.166$; $\rho = 1000$ kg/m³

Ambient Temperature: 22.3 °C Liquid Temperature: 21.5 °C

Phantom section: Flat Section

DASY5 Configuration:

Sensor-Surface: 4mm (Mechanical Surface Detection)

Probe: EX3DV4 - SN3677; ConvF(7.16, 7.16, 7.16); Calibrated: 5/29/2018;

Electronics: DAE4 SN1317; Calibrated: 3/23/2018

Phantom: SAM1; Type: SAM; Serial: TP-1534

Measurement SW: DASY52, Version 52.8 (8); SEMCAD X Version 14.6.10 (7331)

Front Side High/Area Scan (91x151x1): Interpolated grid: dx=12 mm, dy=12 mm

Maximum value of SAR (interpolated) = 0.084 W/kg

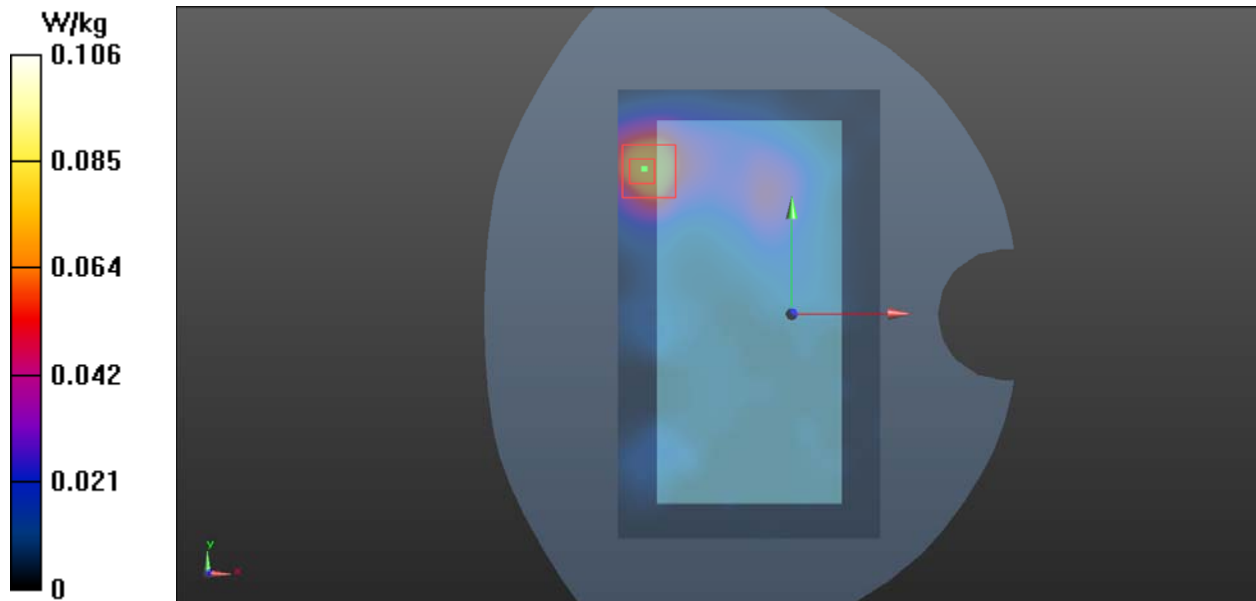
Front Side High/Zoom Scan (7x7x7)/Cube 0: Measurement grid: dx=5mm, dy=5mm, dz=5mm

Reference Value = 2.577 V/m; Power Drift = 0.021 dB

Peak SAR (extrapolated) = 0.140 W/kg

SAR(1 g) = 0.058 W/kg; SAR(10 g) = 0.031 W/kg

Maximum value of SAR (measured) = 0.106 W/kg



Plot 142 CA_38C 1RB Back Side High (rec off+Wi-Fi on, Distance 10mm)

Date: 10/26/2018

Communication System: UID 0, LTE (0); Frequency: 2610 MHz; Duty Cycle: 1:1.579

Medium parameters used: $f = 2610$ MHz; $\sigma = 2.028$ S/m; $\epsilon_r = 39.226$; $\rho = 1000$ kg/m³

Ambient Temperature: 22.3 °C Liquid Temperature: 21.5 °C

Phantom section: Flat Section

DASY5 Configuration:

Sensor-Surface: 4mm (Mechanical Surface Detection)

Probe: EX3DV4 - SN3677; ConvF(7.16, 7.16, 7.16); Calibrated: 5/29/2018;

Electronics: DAE4 SN1317; Calibrated: 3/23/2018

Phantom: SAM1; Type: SAM; Serial: TP-1534

Measurement SW: DASY52, Version 52.8 (8); SEMCAD X Version 14.6.10 (7331)

Back Side High/Area Scan (91x151x1): Interpolated grid: dx=12 mm, dy=12 mm

Maximum value of SAR (interpolated) = 0.136 W/kg

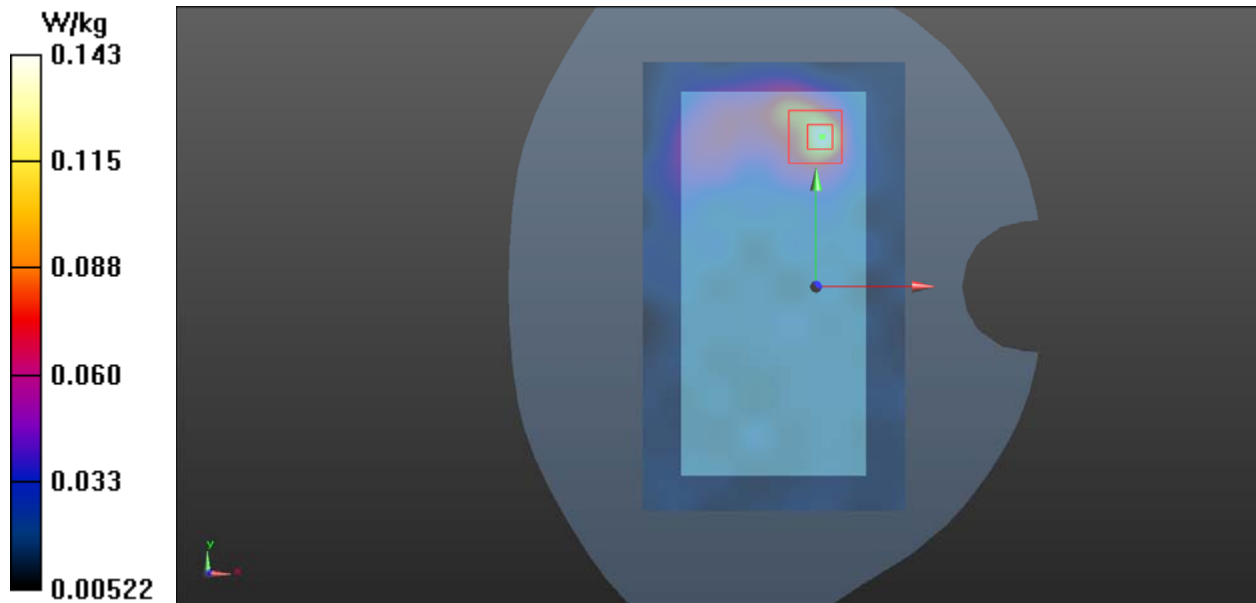
Back Side High/Zoom Scan (7x7x7)/Cube 0: Measurement grid: dx=5mm, dy=5mm, dz=5mm

Reference Value = 3.031 V/m; Power Drift = -0.16 dB

Peak SAR (extrapolated) = 0.178 W/kg

SAR(1 g) = 0.086 W/kg; SAR(10 g) = 0.049 W/kg

Maximum value of SAR (measured) = 0.143 W/kg



Plot 143 LTE Band 41 1RB Left Cheek High (Single=REC On+Left Head)

Date: 9/27/2017

Communication System: UID 0, LTE (0); Frequency: 2645 MHz; Duty Cycle: 1:1.58

Medium parameters used: $f = 2645$ MHz; $\sigma = 2.061$ S/m; $\epsilon_r = 40.122$; $\rho = 1000$ kg/m³

Ambient Temperature: 22.3 °C Liquid Temperature: 21.5 °C

Phantom section: Left Section

DASY5 Configuration:

Sensor-Surface: 4mm (Mechanical Surface Detection)

Probe: EX3DV4 - SN7351; ConvF(7.43, 7.43, 7.43); Calibrated: 12/20/2016;

Electronics: DAE4 - SD 000 D04 BK - SN918; Calibrated: 6/26/2017

Phantom: SAM 2; Type: SAM;

Measurement SW: DASY52, Version 52.8 (8); SEMCAD X Version 14.6.10 (7331)

Left Cheek High/Area Scan (91x151x1): Interpolated grid: dx=12mm, dy=12mm

Maximum value of SAR (interpolated) = 0.802 W/kg

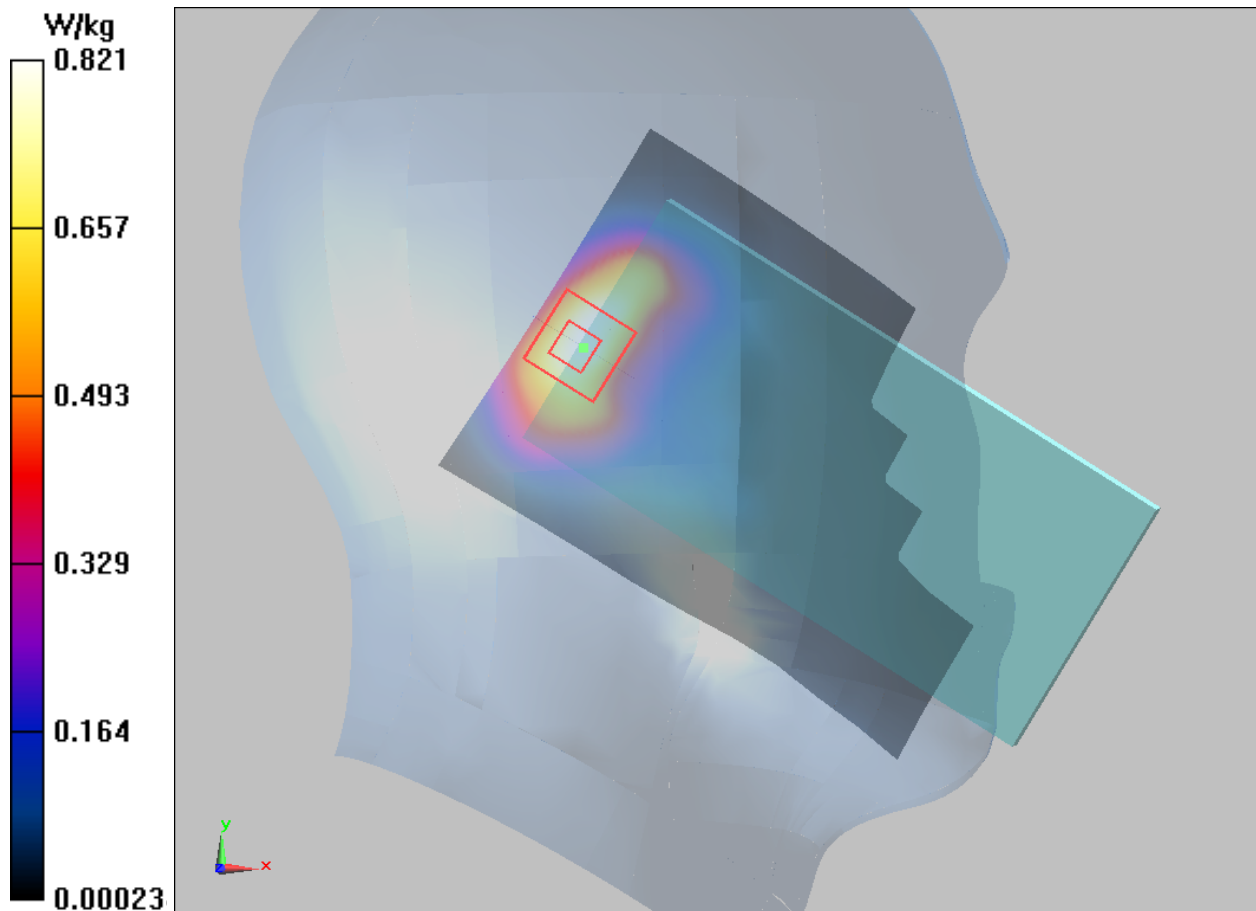
Left Cheek High/Zoom Scan (7x7x7)/Cube 0: Measurement grid: dx=5mm, dy=5mm, dz=5mm

Reference Value = 16.87 V/m; Power Drift = 0.041 dB

Peak SAR (extrapolated) = 1.43 W/kg

SAR(1 g) = 0.734 W/kg; SAR(10 g) = 0.375 W/kg

Maximum value of SAR (measured) = 0.821 W/kg



Plot 144 LTE Band 41 1RB Front Side High (Single=REC Off, Distance 15mm)

Date: 9/27/2017

Communication System: UID 0, LTE (0); Frequency: 2645 MHz; Duty Cycle: 1:1.58

Medium parameters used: $f = 2645$ MHz; $\sigma = 2.192$ S/m; $\epsilon_r = 51.066$; $\rho = 1000$ kg/m³

Ambient Temperature: 22.3 °C Liquid Temperature: 21.5°C

Phantom section: Flat Section

DASY5 Configuration:

Sensor-Surface: 4mm (Mechanical Surface Detection)

Probe: EX3DV4 - SN7351; ConvF(7.52, 7.52, 7.52); Calibrated: 12/20/2016;

Electronics: DAE4 - SD 000 D04 BK - SN918; Calibrated: 6/26/2017

Phantom: SAM 2; Type: SAM;

Measurement SW: DASY52, Version 52.8 (8); SEMCAD X Version 14.6.10 (7331)

Front Side High/Area Scan (91x151x1): Interpolated grid: dx=12mm, dy=12mm

Maximum value of SAR (interpolated) = 0.243 W/kg

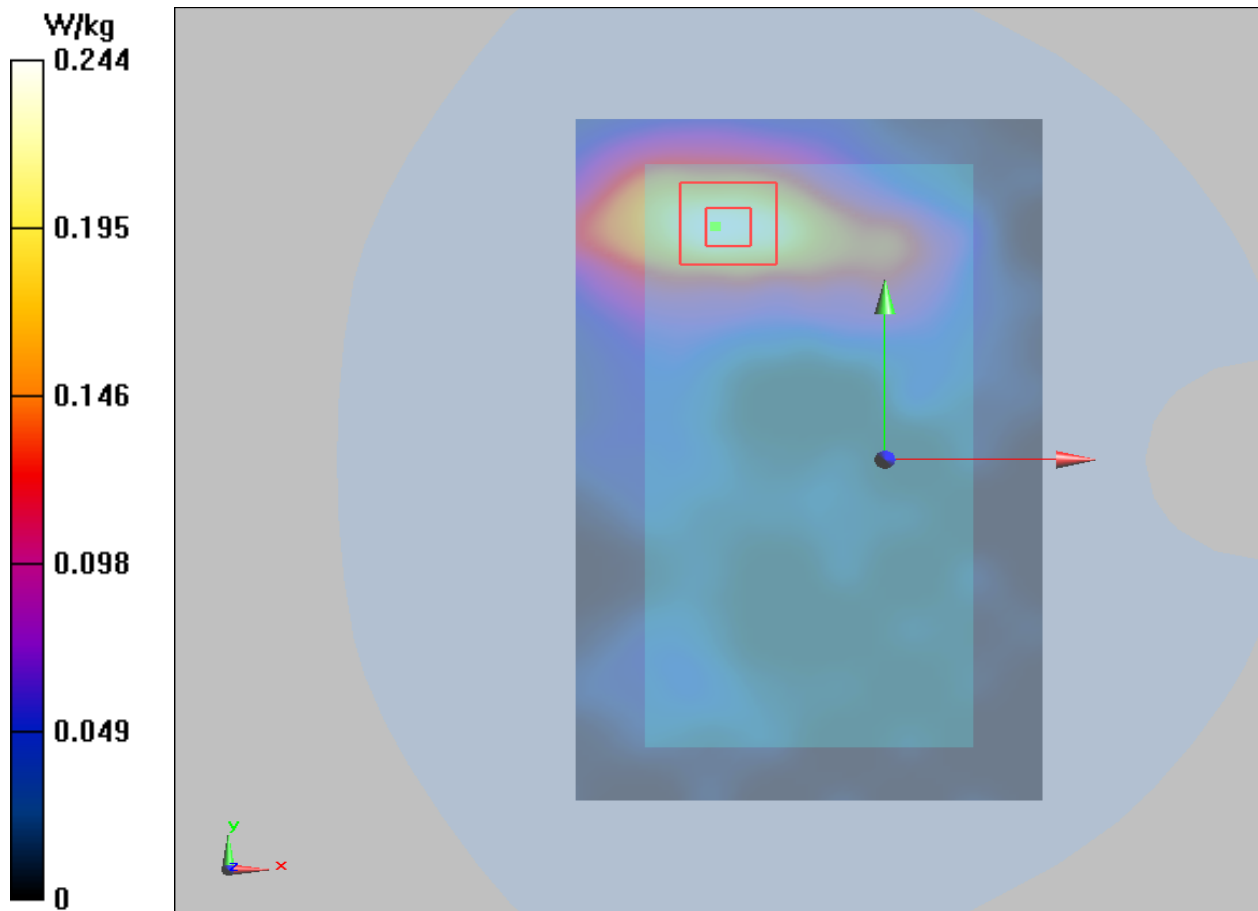
Front Side High/Zoom Scan (7x7x7)/Cube 0: Measurement grid: dx=5mm, dy=5mm, dz=5mm

Reference Value = 1.986 V/m; Power Drift = -0.028 dB

Peak SAR (extrapolated) = 0.473 W/kg

SAR(1 g) = 0.213 W/kg; SAR(10 g) = 0.102 W/kg

Maximum value of SAR (measured) = 0.244 W/kg



Plot 145 LTE Band 41 1RB Top Edge High (Synchronous=REC Off+Wi-Fi/BT, Distance 10mm)

Date: 9/28/2017

Communication System: UID 0, LTE (0); Frequency: 2645 MHz; Duty Cycle: 1:1.58

Medium parameters used: $f = 2645$ MHz; $\sigma = 2.192$ S/m; $\epsilon_r = 51.066$; $\rho = 1000$ kg/m³

Ambient Temperature: 22.3 °C Liquid Temperature: 21.5 °C

Phantom section: Flat Section

DASY5 Configuration:

Sensor-Surface: 4mm (Mechanical Surface Detection)

Probe: EX3DV4 - SN7351; ConvF(7.52, 7.52, 7.52); Calibrated: 12/20/2016;

Electronics: DAE4 - SD 000 D04 BK - SN918; Calibrated: 6/26/2017

Phantom: SAM 2; Type: SAM;

Measurement SW: DASY52, Version 52.8 (8); SEMCAD X Version 14.6.10 (7331)

Top Edge High/Area Scan (51x111x1): Interpolated grid: dx=10mm, dy=10mm

Maximum value of SAR (interpolated) = 0.223 W/kg

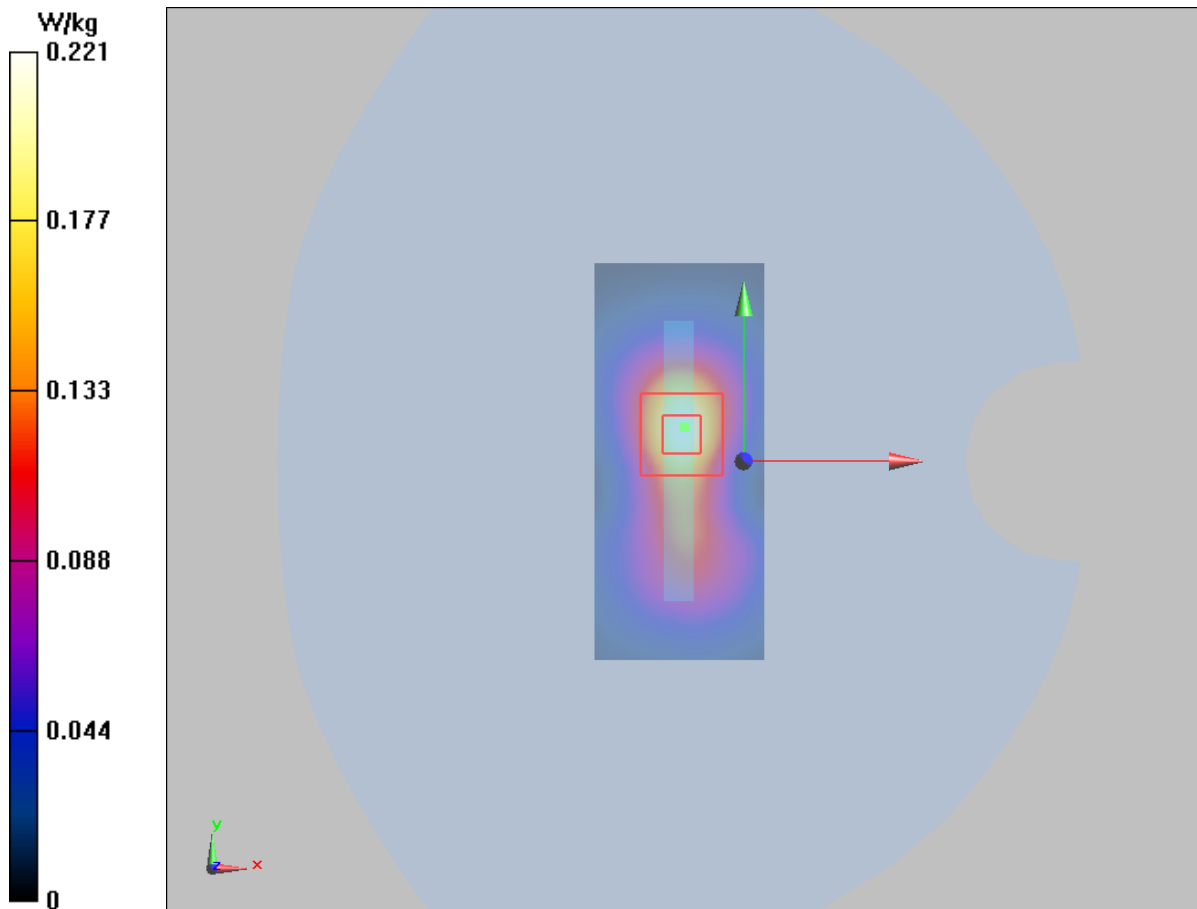
Top Edge High/Zoom Scan (7x7x7)/Cube 0: Measurement grid: dx=5mm, dy=5mm, dz=5mm

Reference Value = 9.766 V/m; Power Drift = -0.09 dB

Peak SAR (extrapolated) = 0.379 W/kg

SAR(1 g) = 0.196 W/kg; SAR(10 g) = 0.095 W/kg

Maximum value of SAR (measured) = 0.221 W/kg



Plot 146 CA_41C 1RB Left Cheek High (rec on+left head)

Date: 10/26/2018

Communication System: UID 0, LTE (0); Frequency: 2645 MHz; Duty Cycle: 1:1.579

Medium parameters used: $f = 2645$ MHz; $\sigma = 2.061$ S/m; $\epsilon_r = 40.122$; $\rho = 1000$ kg/m³

Ambient Temperature: 22.3 °C Liquid Temperature: 21.5 °C

Phantom section: Left Section

DASY5 Configuration:

Sensor-Surface: 4mm (Mechanical Surface Detection)

Probe: EX3DV4 - SN3677; ConvF(7.28, 7.28, 7.28); Calibrated: 5/29/2018;

Electronics: DAE4 SN1317; Calibrated: 3/23/2018

Phantom: SAM1; Type: SAM; Serial: TP-1534

Measurement SW: DASY52, Version 52.8 (8); SEMCAD X Version 14.6.10 (7331)

Left Cheek High/Area Scan (91x151x1): Interpolated grid: dx=12 mm, dy=12 mm

Maximum value of SAR (interpolated) = 0.837 W/kg

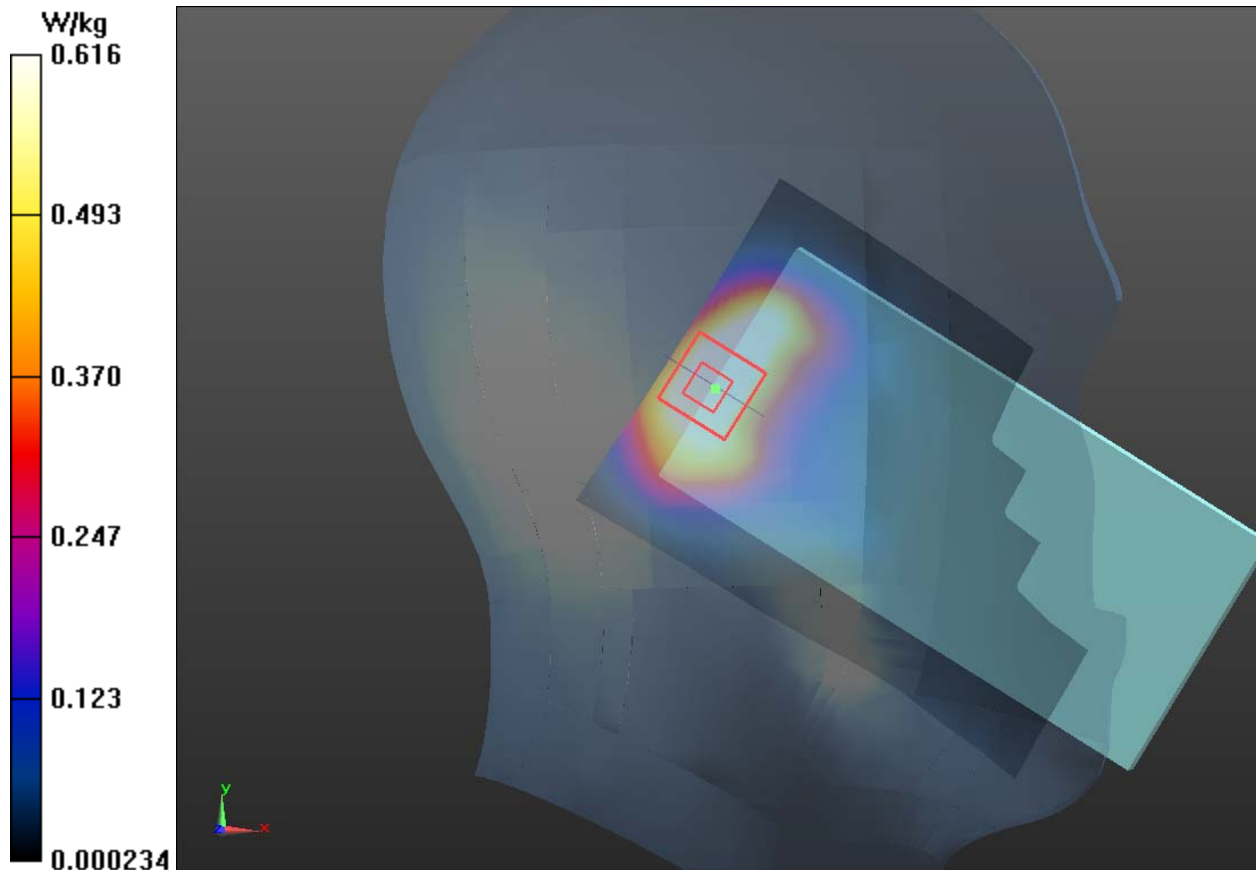
Left Cheek High/Zoom Scan (7x7x7)/Cube 0: Measurement grid: dx=5mm, dy=5mm, dz=5mm

Reference Value = 12.71V/m; Power Drift = 0.063 dB

Peak SAR (extrapolated) = 1.14 W/kg

SAR(1 g) = 0.539 W/kg; SAR(10 g) = 0.270 W/kg

Maximum value of SAR (measured) = 0.616 W/kg



Plot 147 CA_41C 1RB Front Side High (rec off, Distance 15mm)

Date: 10/26/2018

Communication System: UID 0, LTE (0); Frequency: 2645 MHz; Duty Cycle: 1:1.579

Medium parameters used: $f = 2645$ MHz; $\sigma = 2.192$ S/m; $\epsilon_r = 51.066$; $\rho = 1000$ kg/m³

Ambient Temperature: 22.3 °C Liquid Temperature: 21.5 °C

Phantom section: Flat Section

DASY5 Configuration:

Sensor-Surface: 4mm (Mechanical Surface Detection)

Probe: EX3DV4 - SN3677; ConvF(7.16, 7.16, 7.16); Calibrated: 5/29/2018;

Electronics: DAE4 SN1317; Calibrated: 3/23/2018

Phantom: SAM1; Type: SAM; Serial: TP-1534

Measurement SW: DASY52, Version 52.8 (8); SEMCAD X Version 14.6.10 (7331)

Front Side High/Area Scan (91x151x1): Interpolated grid: dx=12 mm, dy=12 mm

Maximum value of SAR (interpolated) = 0.114 W/kg

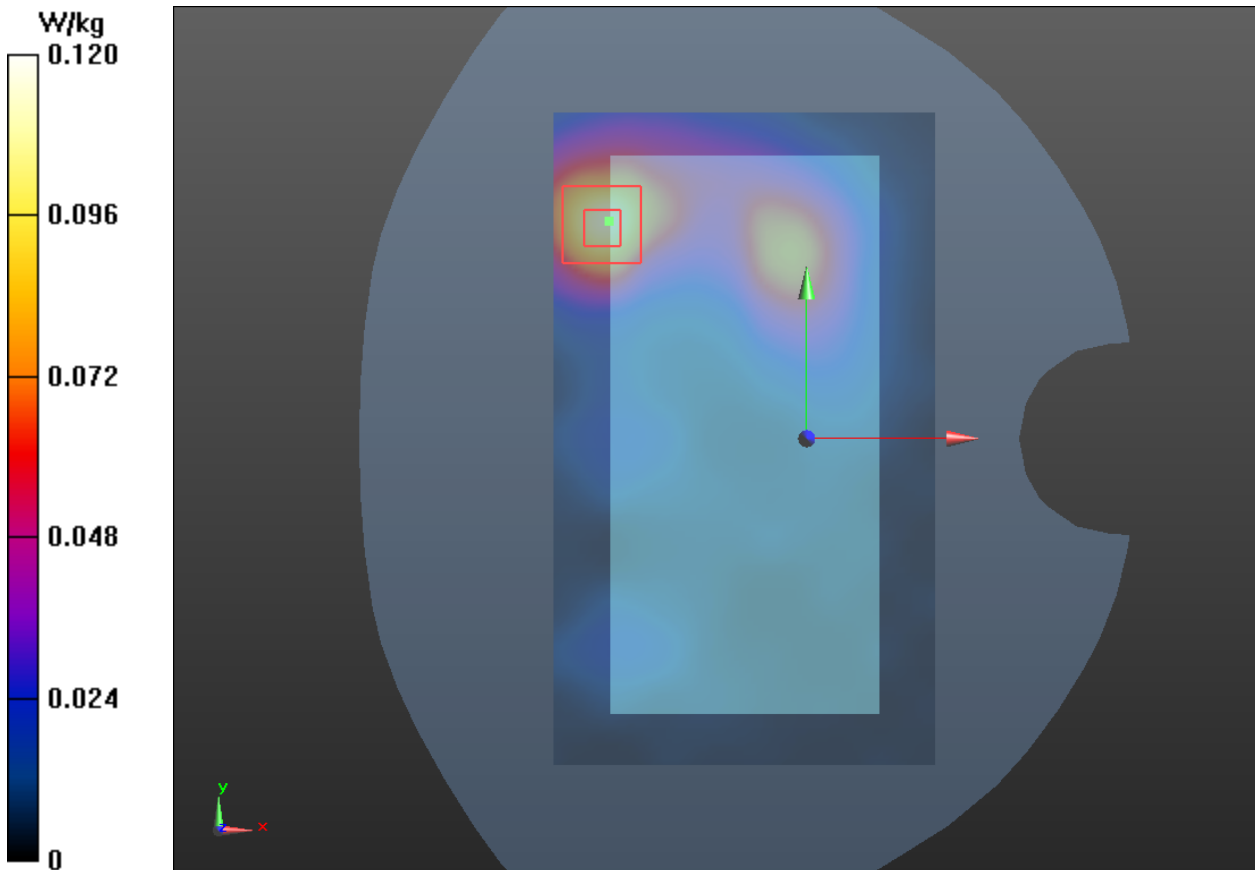
Front Side High/Zoom Scan (7x7x7)/Cube 0: Measurement grid: dx=5mm, dy=5mm, dz=5mm

Reference Value = 1.420 V/m; Power Drift = -0.072 dB

Peak SAR (extrapolated) = 0.488 W/kg

SAR(1 g) = 0.109 W/kg; SAR(10 g) = 0.056 W/kg

Maximum value of SAR (measured) = 0.120 W/kg



Plot 148 CA_41C 1RB Top Edge High (rec off+Wi-Fi on, Distance 10mm)

Date: 10/26/2018

Communication System: UID 0, LTE (0); Frequency: 2645 MHz; Duty Cycle: 1:1.579

Medium parameters used: $f = 2645$ MHz; $\sigma = 2.192$ S/m; $\epsilon_r = 51.066$; $\rho = 1000$ kg/m³

Ambient Temperature: 22.3 °C Liquid Temperature: 21.5 °C

Phantom section: Flat Section

DASY5 Configuration:

Sensor-Surface: 4mm (Mechanical Surface Detection)

Probe: EX3DV4 - SN3677; ConvF(7.16, 7.16, 7.16); Calibrated: 5/29/2018;

Electronics: DAE4 SN1317; Calibrated: 3/23/2018

Phantom: SAM1; Type: SAM; Serial: TP-1534

Measurement SW: DASY52, Version 52.8 (8); SEMCAD X Version 14.6.10 (7331)

Top Edge High/Area Scan (51x111x1): Interpolated grid: dx=10 mm, dy=10 mm

Maximum value of SAR (interpolated) = 0.121 W/kg

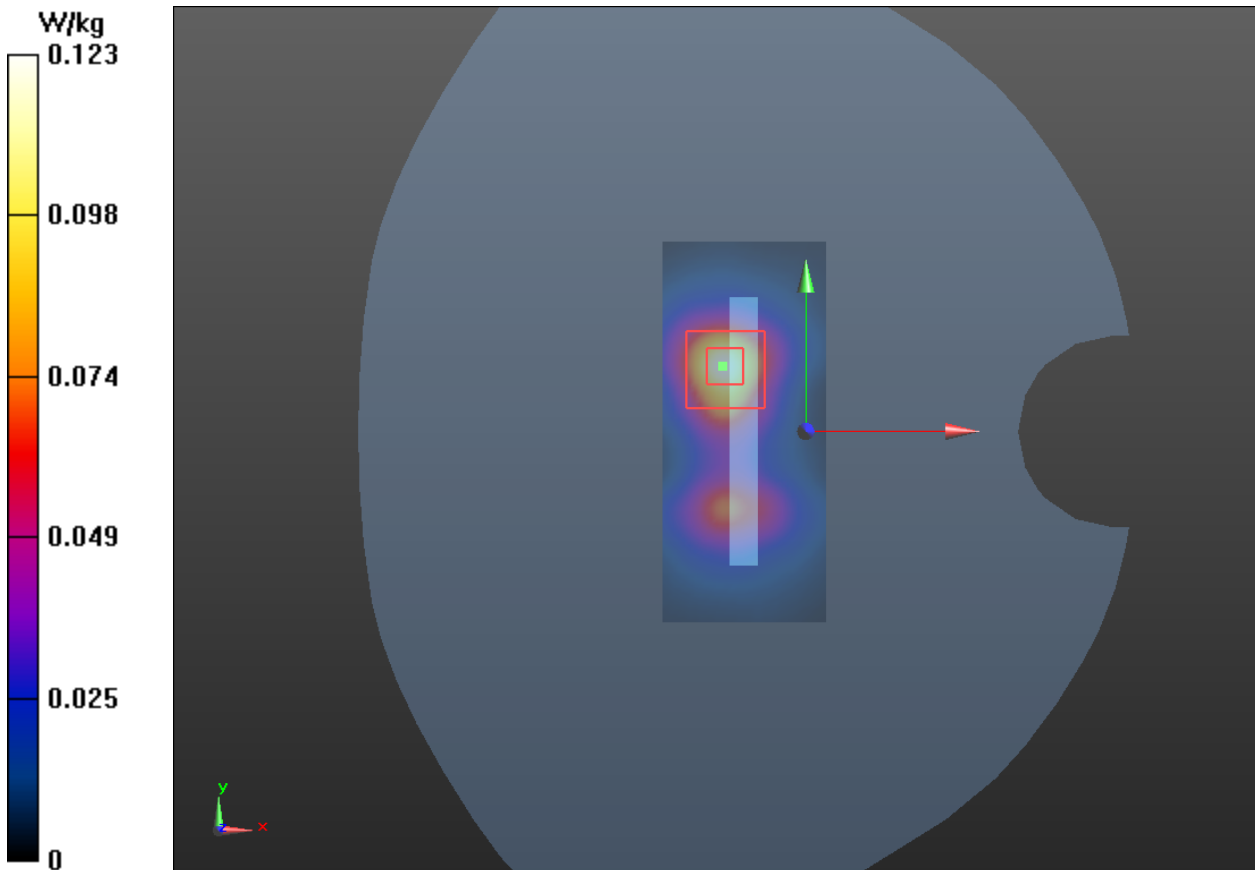
Top Edge High/Zoom Scan (7x7x7)/Cube 0: Measurement grid: dx=5mm, dy=5mm, dz=5mm

Reference Value = 2.640 V/m; Power Drift = 0.130 dB

Peak SAR (extrapolated) = 0.207 W/kg

SAR(1 g) = 0.112 W/kg; SAR(10 g) = 0.060 W/kg

Maximum value of SAR (measured) = 0.123 W/kg



Wi-Fi Antenna 1**Plot 149 802.11b Left Cheek Middle (REC On, Battery 2)**

Date: 9/27/2017

Communication System: UID 0, WiFi (0); Frequency: 2437 MHz; Duty Cycle: 1:1

Medium parameters used: $f = 2437$ MHz; $\sigma = 1.846$ S/m; $\epsilon_r = 39.132$; $\rho = 1000$ kg/m³

Ambient Temperature: 22.3 °C Liquid Temperature: 21.5 °C

Phantom section: Left Section

DASY5 Configuration:

Sensor-Surface: 4mm (Mechanical Surface Detection)

Probe: EX3DV4 – SN7351; ConvF(7.64, 7.64, 7.64); Calibrated: 12/20/2016;

Electronics: DAE4 - SD 000 D04 BK - SN918; Calibrated: 6/26/2017

Phantom: SAM 1; Type: QD000P40CD; Serial: TP:1666

Measurement SW: DASY52, Version 52.8 (8); SEMCAD X Version 14.6.10 (7331)

Left Cheek Middle/Area Scan (91x151x1): Interpolated grid: dx=12mm, dy=12mm

Maximum value of SAR (interpolated) = 0.452 W/kg

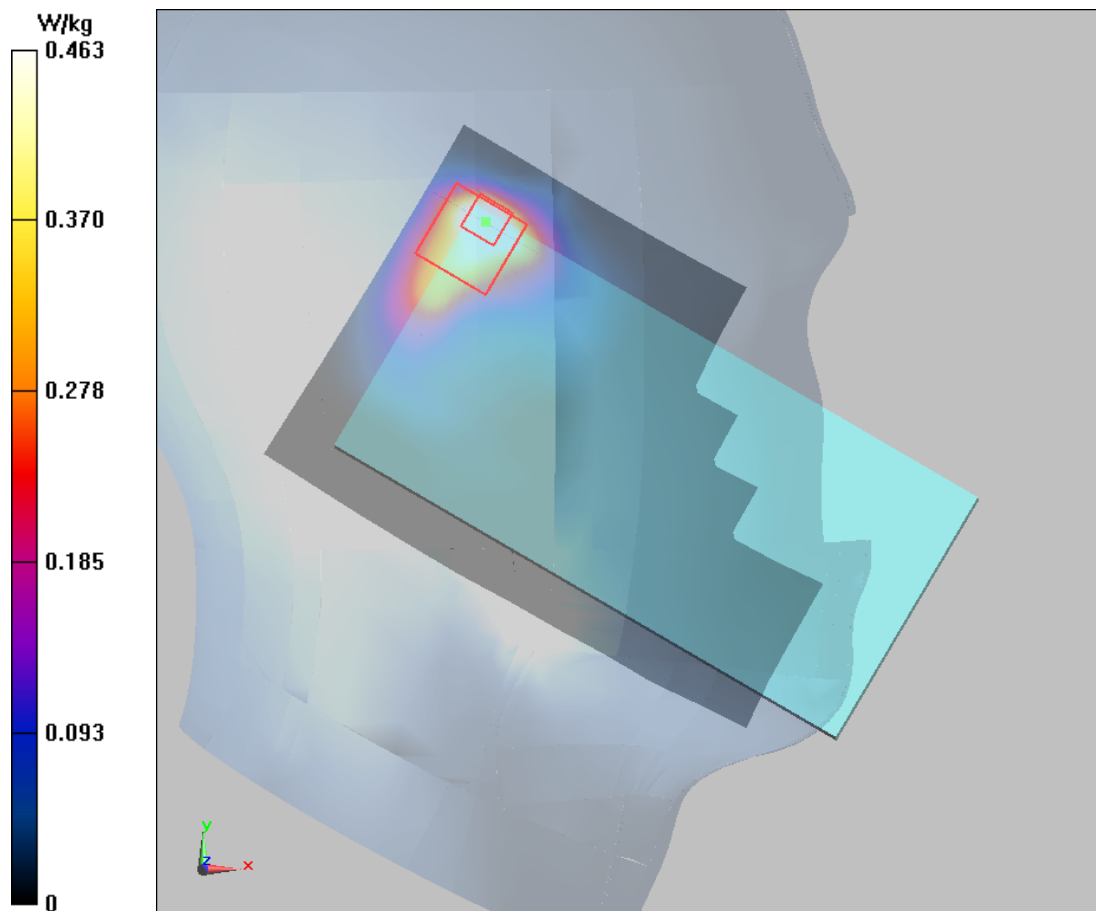
Left Cheek Middle/Zoom Scan (7x7x7)/Cube 0: Measurement grid: dx=5mm, dy=5mm, dz=5mm

Reference Value = 9.456 V/m; Power Drift = 0.18 dB

Peak SAR (extrapolated) = 1.18 W/kg

SAR(1 g) = 0.415 W/kg; SAR(10 g) = 0.186 W/kg

Maximum value of SAR (measured) = 0.463 W/kg



Plot 150 802.11b Back Side Middle (REC Off, Distance 15mm)

Date: 9/28/2017

Communication System: UID 0, WiFi (0); Frequency: 2437 MHz; Duty Cycle: 1:1

Medium parameters used: $f = 2437$ MHz; $\sigma = 1.891$ S/m; $\epsilon_r = 51.448$; $\rho = 1000$ kg/m³

Ambient Temperature: 22.3 °C Liquid Temperature: 21.5 °C

Phantom section: Flat Section

DASY5 Configuration:

Sensor-Surface: 4mm (Mechanical Surface Detection)

Probe: EX3DV4 - SN7351; ConvF(7.73, 7.73, 7.73); Calibrated: 12/20/2016;

Electronics: DAE4 - SD 000 D04 BK - SN918; Calibrated: 6/26/2017

Phantom: SAM 1; Type: QD000P40CD; Serial: TP:1666

Measurement SW: DASY52, Version 52.8 (8); SEMCAD X Version 14.6.10 (7331)

Back Side Middle/Area Scan (91x151x1): Interpolated grid: dx=12mm, dy=12mm

Maximum value of SAR (interpolated) = 0.190 W/kg

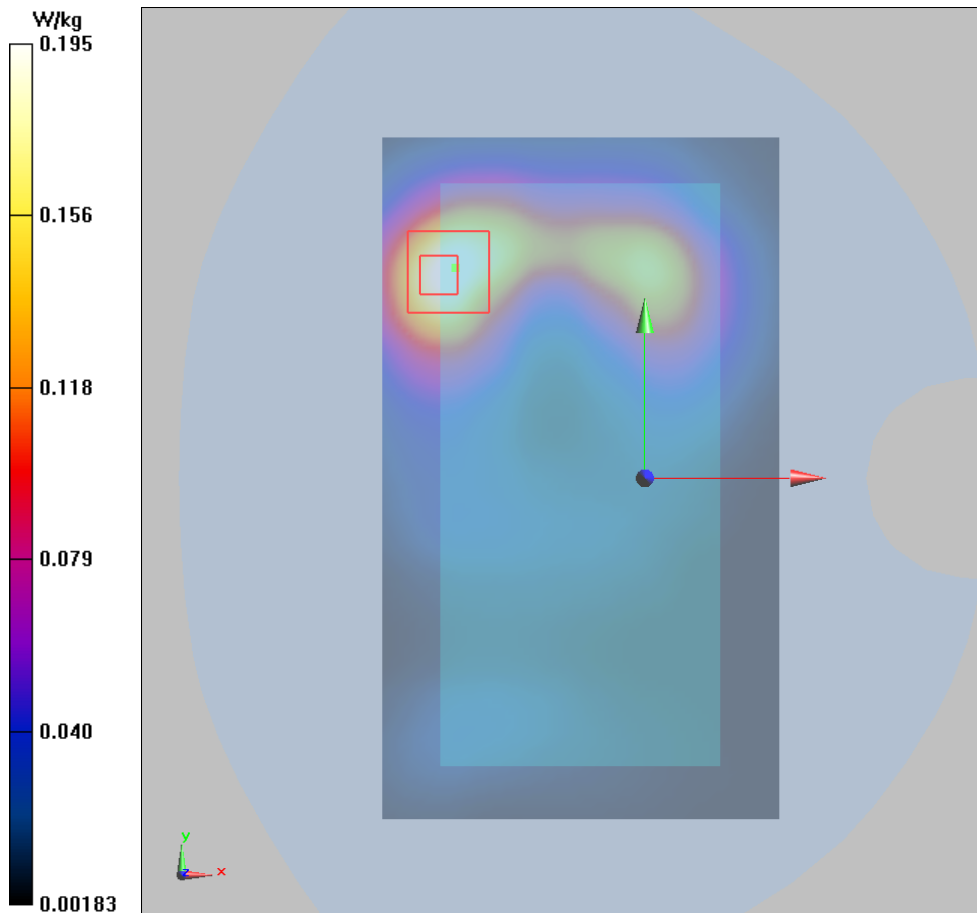
Back Side Middle/Zoom Scan (7x7x7)/Cube 0: Measurement grid: dx=5mm, dy=5mm, dz=5mm

Reference Value = 2.80 V/m; Power Drift = 0.044 dB

Peak SAR (extrapolated) = 0.342 W/kg

SAR(1 g) = 0.177 W/kg; SAR(10 g) = 0.10 W/kg

Maximum value of SAR (measured) = 0.195 W/kg



Plot 151 802.11b Top Edge Middle (REC Off, Distance 10mm)

Date: 9/28/2017

Communication System: UID 0, WiFi (0); Frequency: 2437 MHz; Duty Cycle: 1:1

Medium parameters used: $f = 2437$ MHz; $\sigma = 1.891$ S/m; $\epsilon_r = 51.448$; $\rho = 1000$ kg/m³

Ambient Temperature: 22.3 °C Liquid Temperature: 21.5 °C

Phantom section: Flat Section

DASY5 Configuration:

Sensor-Surface: 4mm (Mechanical Surface Detection)

Probe: EX3DV4 - SN7351; ConvF(7.73, 7.73, 7.73); Calibrated: 12/20/2016;

Electronics: DAE4 - SD 000 D04 BK - SN918; Calibrated: 6/26/2017

Phantom: SAM 1; Type: QD000P40CD; Serial: TP:1666

Measurement SW: DASY52, Version 52.8 (8); SEMCAD X Version 14.6.10 (7331)

Top Edge Middle/Area Scan (51x111x1): Interpolated grid: dx=10mm, dy=10mm

Maximum value of SAR (interpolated) = 0.441 W/kg

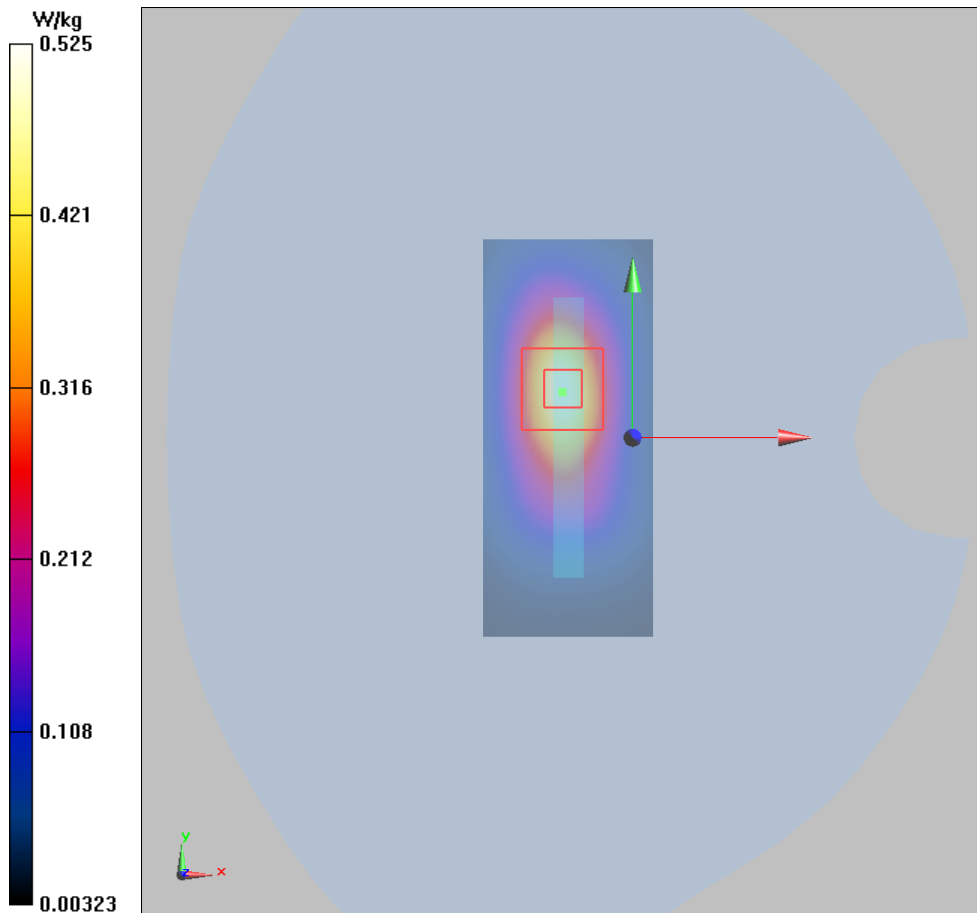
Top Edge Middle/Zoom Scan (7x7x7)/Cube 0: Measurement grid: dx=5mm, dy=5mm, dz=5mm

Reference Value = 14.23 V/m; Power Drift = 0.018 dB

Peak SAR (extrapolated) = 0.88 W/kg

SAR(1 g) = 0.420W/kg; SAR(10 g) = 0.201 W/kg

Maximum value of SAR (measured) = 0.525 W/kg



Wi-Fi Antenna 2

Plot 152 802.11b Left Cheek Middle (REC On, Battery 2)

Date: 9/27/2017

Communication System: UID 0, WiFi (0); Frequency: 2437 MHz; Duty Cycle: 1:1

Medium parameters used: $f = 2437$ MHz; $\sigma = 1.846$ S/m; $\epsilon_r = 39.132$; $\rho = 1000$ kg/m³

Ambient Temperature: 22.3 °C Liquid Temperature: 21.5 °C

Phantom section: Left Section

DASY5 Configuration:

Sensor-Surface: 4mm (Mechanical Surface Detection)

Probe: EX3DV4 – SN7351; ConvF(7.64, 7.64, 7.64); Calibrated: 12/20/2016;

Electronics: DAE4 - SD 000 D04 BK - SN918; Calibrated: 6/26/2017

Phantom: SAM 1; Type: QD000P40CD; Serial: TP:1666

Measurement SW: DASY52, Version 52.8 (8); SEMCAD X Version 14.6.10 (7331)

Left Cheek Middle/Area Scan (91x151x1): Interpolated grid: dx=12mm, dy=12mm

Maximum value of SAR (interpolated) = 0.160 W/kg


Left Cheek Middle/Zoom Scan (7x7x7)/Cube 0: Measurement grid: dx=5mm, dy=5mm, dz=5mm

Reference Value = 7.96 V/m; Power Drift = 0.001 dB

Peak SAR (extrapolated) = 0.471 W/kg

SAR(1 g) = 0.164 W/kg; SAR(10 g) = 0.066 W/kg

Maximum value of SAR (measured) = 0.189 W/kg



Plot 153 802.11b Back Side Middle (REC Off, Distance 15mm)

Date: 9/28/2017

Communication System: UID 0, WiFi (0); Frequency: 2437 MHz; Duty Cycle: 1:1

Medium parameters used: $f = 2437$ MHz; $\sigma = 1.891$ S/m; $\epsilon_r = 51.448$; $\rho = 1000$ kg/m³

Ambient Temperature: 22.3 °C Liquid Temperature: 21.5 °C

Phantom section: Flat Section

DASY5 Configuration:

Sensor-Surface: 4mm (Mechanical Surface Detection)

Probe: EX3DV4 - SN7351; ConvF(7.73, 7.73, 7.73); Calibrated: 12/20/2016;

Electronics: DAE4 - SD 000 D04 BK - SN918; Calibrated: 6/26/2017

Phantom: SAM 1; Type: QD000P40CD; Serial: TP:1666

Measurement SW: DASY52, Version 52.8 (8); SEMCAD X Version 14.6.10 (7331)

Back Side Middle/Area Scan (91x151x1): Interpolated grid: dx=12mm, dy=12mm

Maximum value of SAR (interpolated) = 0.209 W/kg

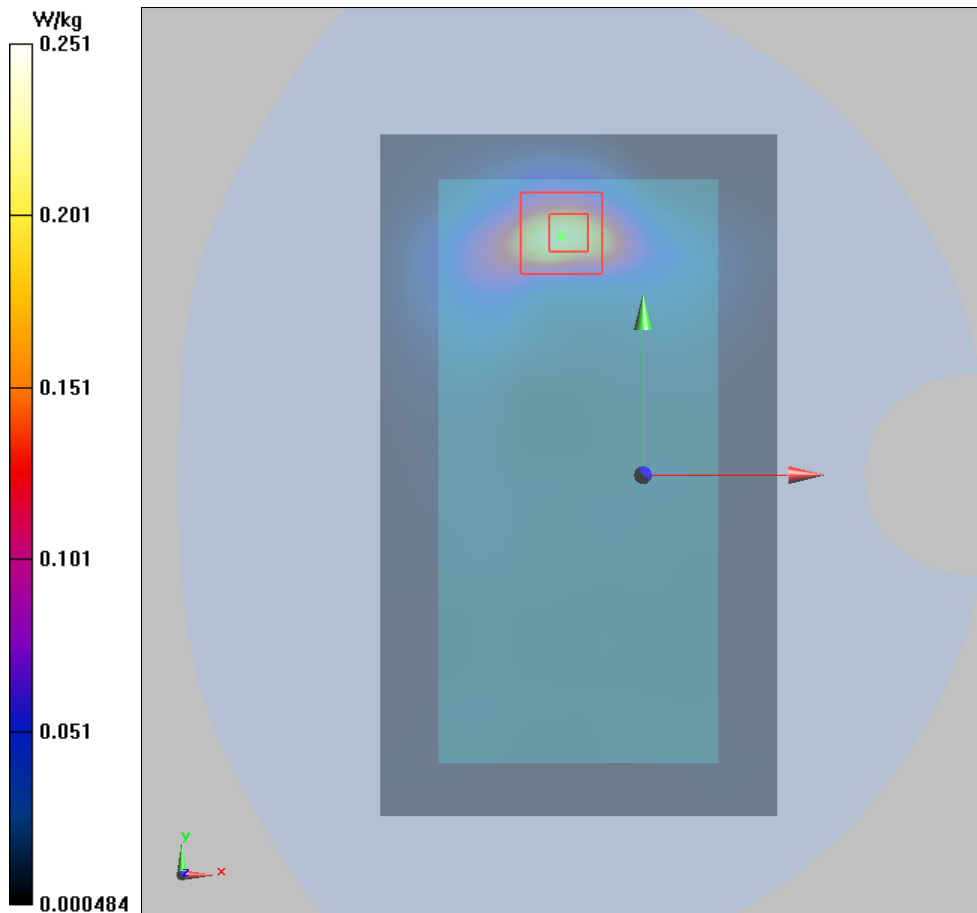
Back Side Middle/Zoom Scan (7x7x7)/Cube 0: Measurement grid: dx=5mm, dy=5mm, dz=5mm

Reference Value = 1.29 V/m; Power Drift = 0.106 dB

Peak SAR (extrapolated) = 0.468 W/kg

SAR(1 g) = 0.195W/kg; SAR(10 g) = 0.093 W/kg

Maximum value of SAR (measured) = 0.251 W/kg



Plot 154 802.11b Back Side Middle (REC Off, Distance 10mm)

Date: 9/28/2017

Communication System: UID 0, WiFi (0); Frequency: 2437 MHz; Duty Cycle: 1:1

Medium parameters used: $f = 2437$ MHz; $\sigma = 1.891$ S/m; $\epsilon_r = 51.448$; $\rho = 1000$ kg/m³

Ambient Temperature: 22.3 °C Liquid Temperature: 21.5 °C

Phantom section: Flat Section

DASY5 Configuration:

Sensor-Surface: 4mm (Mechanical Surface Detection)

Probe: EX3DV4 - SN7351; ConvF(7.73, 7.73, 7.73); Calibrated: 12/20/2016;

Electronics: DAE4 - SD 000 D04 BK - SN918; Calibrated: 6/26/2017

Phantom: SAM 1; Type: QD000P40CD; Serial: TP:1666

Measurement SW: DASY52, Version 52.8 (8); SEMCAD X Version 14.6.10 (7331)

Back Side Middle/Area Scan (91x151x1): Interpolated grid: dx=12mm, dy=12mm

Maximum value of SAR (interpolated) = 0.474 W/kg

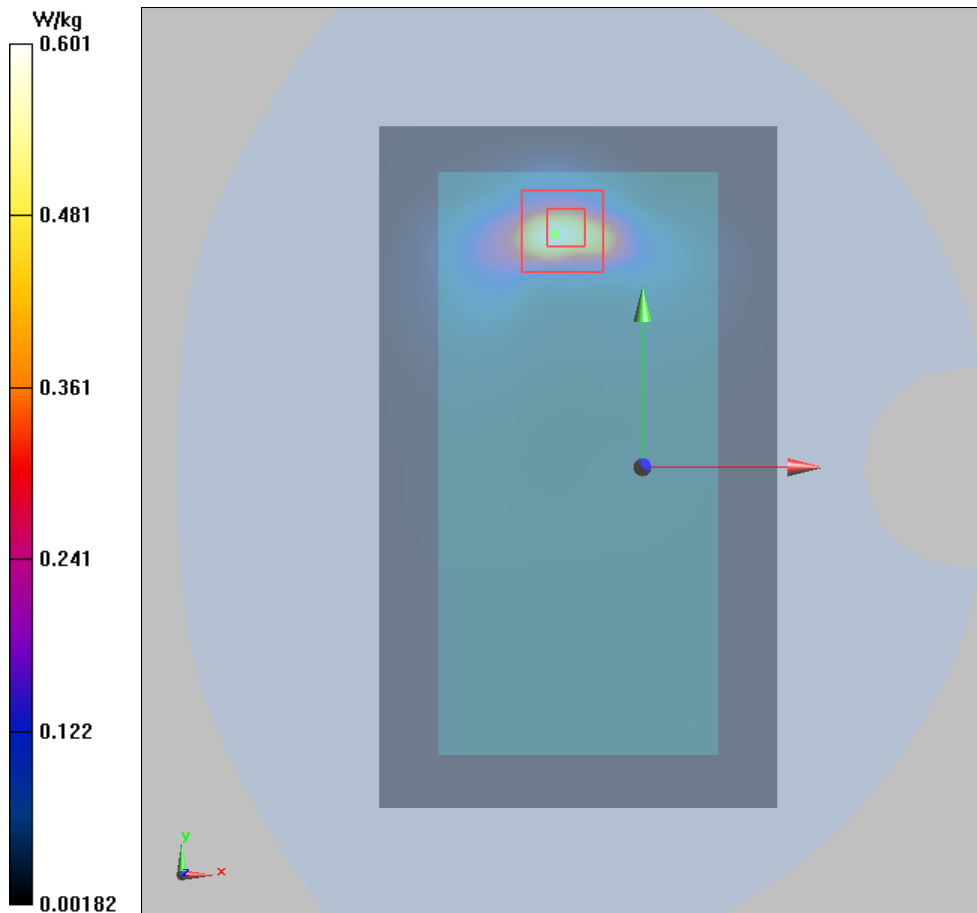
Back Side Middle/Zoom Scan (7x7x7)/Cube 0: Measurement grid: dx=5mm, dy=5mm, dz=5mm

Reference Value = 1.38 V/m; Power Drift = 0.009 dB

Peak SAR (extrapolated) = 1.31W/kg

SAR(1 g) = 0.477 W/kg; SAR(10 g) = 0.220 W/kg

Maximum value of SAR (measured) = 0.601 W/kg



Wi-Fi 2.4G, CDD/MIMO Mode
Plot 155 802.11g Left Cheek Middle (REC On)

Date: 10/26/2018

Communication System: UID 0, WiFi (0); Frequency: 2437 MHz; Duty Cycle: 1:1

Medium parameters used: $f = 2437$ MHz; $\sigma = 1.84$ S/m; $\epsilon_r = 39.13$; $\rho = 1000$ kg/m³

Ambient Temperature: 22.3 °C Liquid Temperature: 21.5 °C

Phantom section: Left Section

DASY5 Configuration:

Sensor-Surface: 4mm (Mechanical Surface Detection)

Probe: EX3DV4 - SN3677; ConvF(7.57, 7.57, 7.57); Calibrated: 5/29/2018;

Electronics: DAE4 SN1317; Calibrated: 3/23/2018

Phantom: SAM1; Type: SAM; Serial: TP-1534

Measurement SW: DASY52, Version 52.8 (8); SEMCAD X Version 14.6.10 (7331)

Left Cheek Middle/Area Scan (91x151x1): Interpolated grid: dx=12mm, dy=12mm

Maximum value of SAR (interpolated) = 0.460 W/kg


Left Cheek Middle/Zoom Scan (7x7x7)/Cube 0: Measurement grid: dx=5mm, dy=5mm, dz=5mm

Reference Value = 9.94 V/m; Power Drift = -0.038 dB

Peak SAR (extrapolated) = 0.811 W/kg

SAR(1 g) = 0.450 W/kg; SAR(10 g) = 0.196 W/kg

Maximum value of SAR (measured) = 0.471 W/kg



Plot 156 802.11g Back Side Middle (REC Off, Distance 15mm)

Date: 10/26/2018

Communication System: UID 0, WiFi (0); Frequency: 2437 MHz; Duty Cycle: 1:1

Medium parameters used: $f = 2437$ MHz; $\sigma = 1.891$ S/m; $\epsilon_r = 51.448$; $\rho = 1000$ kg/m³

Ambient Temperature: 22.3 °C Liquid Temperature: 21.5 °C

Phantom section: Flat Section

DASY5 Configuration:

Sensor-Surface: 4mm (Mechanical Surface Detection)

Probe: EX3DV4 - SN3677; ConvF(7.53, 7.53, 7.53); Calibrated: 5/29/2018;

Electronics: DAE4 SN1317; Calibrated: 3/23/2018

Phantom: SAM1; Type: SAM; Serial: TP-1534

Measurement SW: DASY52, Version 52.8 (8); SEMCAD X Version 14.6.10 (7331)

Back Side Middle/Area Scan (91x151x1): Interpolated grid: dx=12mm, dy=12mm

Maximum value of SAR (interpolated) = 0.126 W/kg


Back Side Middle/Zoom Scan (7x7x7)/Cube 0: Measurement grid: dx=5mm, dy=5mm, dz=5mm

Reference Value = 2.150 V/m; Power Drift = 0.080 dB

Peak SAR (extrapolated) = 0.230 W/kg

SAR(1 g) = 0.118 W/kg; SAR(10 g) = 0.057 W/kg

Maximum value of SAR (measured) = 0.211 W/kg



Plot 157 802.11g Back Side Middle (REC Off, Distance 10mm)

Date: 10/26/2018

Communication System: UID 0, WiFi (0); Frequency: 2437 MHz; Duty Cycle: 1:1

Medium parameters used: $f = 2437$ MHz; $\sigma = 1.891$ S/m; $\epsilon_r = 51.448$; $\rho = 1000$ kg/m³

Ambient Temperature: 22.3 °C Liquid Temperature: 21.5 °C

Phantom section: Flat Section

DASY5 Configuration:

Sensor-Surface: 4mm (Mechanical Surface Detection)

Probe: EX3DV4 - SN3677; ConvF(7.53, 7.53, 7.53); Calibrated: 5/29/2018;

Electronics: DAE4 SN1317; Calibrated: 3/23/2018

Phantom: SAM1; Type: SAM; Serial: TP-1534

Measurement SW: DASY52, Version 52.8 (8); SEMCAD X Version 14.6.10 (7331)

Back Side Middle/Area Scan (91x151x1): Interpolated grid: dx=12mm, dy=12mm

Maximum value of SAR (interpolated) = 0.480 W/kg

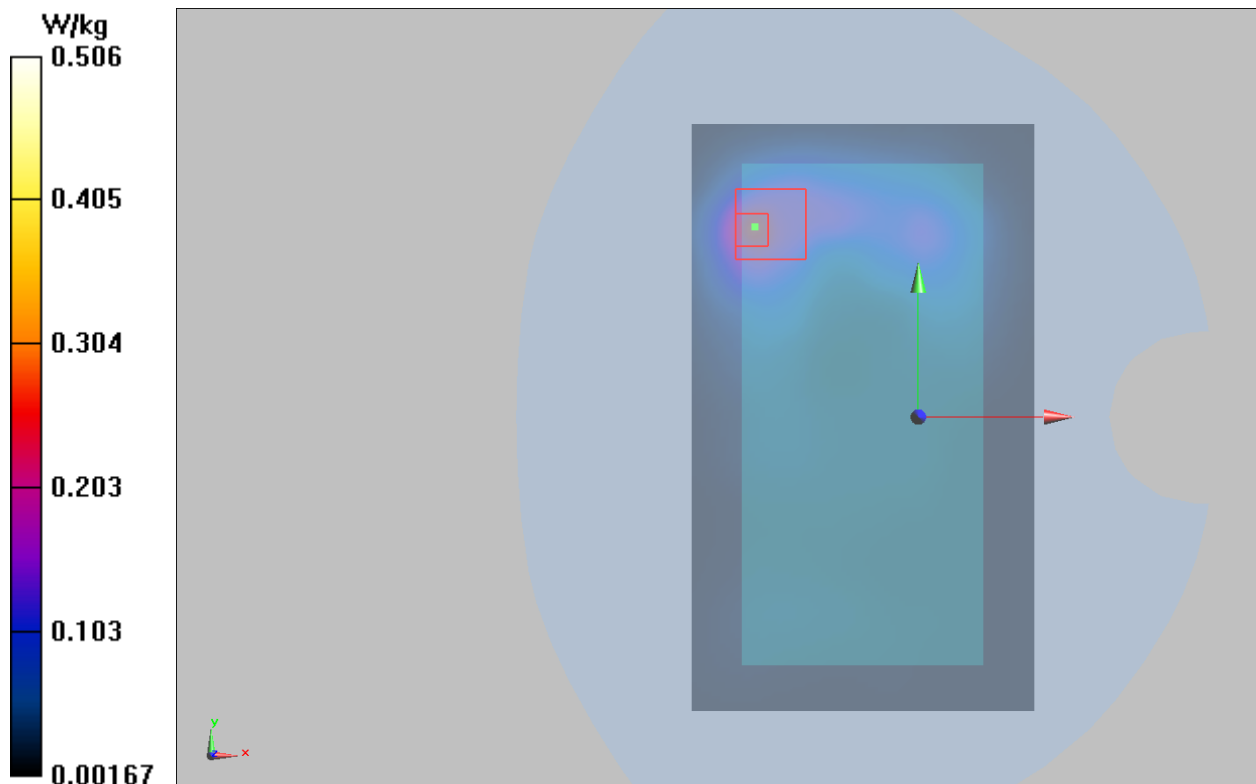
Back Side Middle/Zoom Scan (7x7x7)/Cube 0: Measurement grid: dx=5mm, dy=5mm, dz=5mm

Reference Value = 3.610 V/m; Power Drift = 0.100 dB

Peak SAR (extrapolated) = 0.840 W/kg

SAR(1 g) = 0.478 W/kg; SAR(10 g) = 0.210 W/kg

Maximum value of SAR (measured) = 0.506 W/kg



Wi-Fi Antenna 1

Plot 158 802.11ac VHT80 U-NII-2A Left Cheek CH58 (REC On)

Date: 9/27/2017

Communication System: UID 0, 802.11ac (0); Frequency: 5290 MHz; Duty Cycle: 1:1

Medium parameters used: $f = 5290$ MHz; $\sigma = 4.803$ S/m; $\epsilon_r = 35.856$; $\rho = 1000$ kg/m³

Ambient Temperature: 22.3 °C Liquid Temperature: 21.5 °C

Phantom section: Left Section

DASY5 Configuration:

Sensor-Surface: 1.4mm (Mechanical Surface Detection)

Probe: EX3DV4 - SN3677; ConvF(5.66, 5.66, 5.66); Calibrated: 1/23/2017;

Electronics: DAE4 Sn1291; Calibrated: 1/19/2017

Phantom: SAM 2; Type: SAM;

Measurement SW: DASY52, Version 52.8 (8); SEMCAD X Version 14.6.10 (7331)

Left Cheek CH58/Area Scan (111x181x1): Interpolated grid: dx=10mm, dy=10mm

Maximum value of SAR (interpolated) = 0.343 W/kg

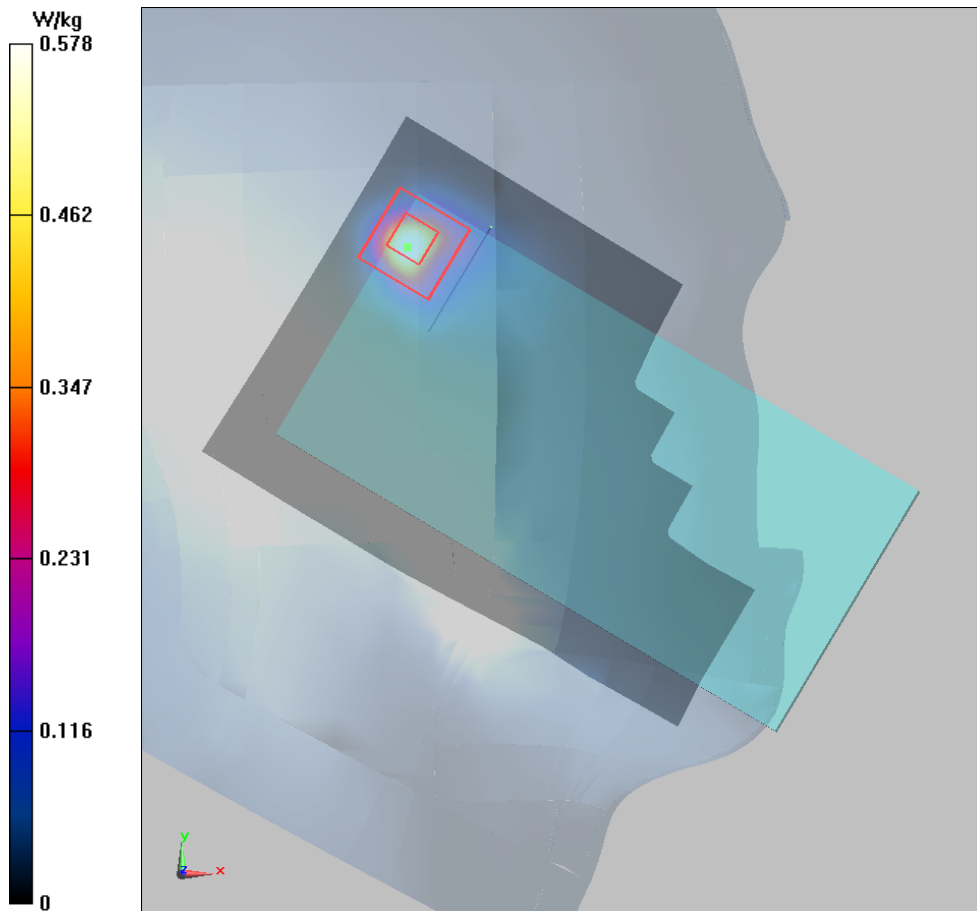
Left Cheek CH58/Zoom Scan (7x7x11)/Cube 0: Measurement grid: dx=4mm, dy=4mm, dz=2mm

Reference Value = 0.731 V/m; Power Drift = 0.012 dB

Peak SAR (extrapolated) = 1.30 W/kg

SAR(1 g) = 0.328 W/kg; SAR(10 g) = 0.131 W/kg

Maximum value of SAR (measured) = 0.578 W/kg



Plot 159 802.11a U-NII-2A Back Side CH52 (REC Off, Distance 15mm)

Date: 9/29/2017

Communication System: UID 0, 802.11a (0); Frequency: 5260 MHz; Duty Cycle: 1:1

Medium parameters used: $f = 5260$ MHz; $\sigma = 5.435$ S/m; $\epsilon_r = 46.681$; $\rho = 1000$ kg/m³

Ambient Temperature: 22.3 °C Liquid Temperature: 21.5 °C

Phantom section: Flat Section

DASY5 Configuration:

Sensor-Surface: 1.4mm (Mechanical Surface Detection)

Probe: EX3DV4 - SN3677; ConvF(5.03, 5.03, 5.03); Calibrated: 1/23/2017;

Electronics: DAE4 Sn1291; Calibrated: 1/19/2017

Phantom: SAM 2; Type: SAM;

Measurement SW: DASY52, Version 52.8 (8); SEMCAD X Version 14.6.10 (7331)

Back Side CH52/Area Scan (111x181x1): Interpolated grid: dx=10mm, dy=10mm

Maximum value of SAR (interpolated) = 0.133 W/kg

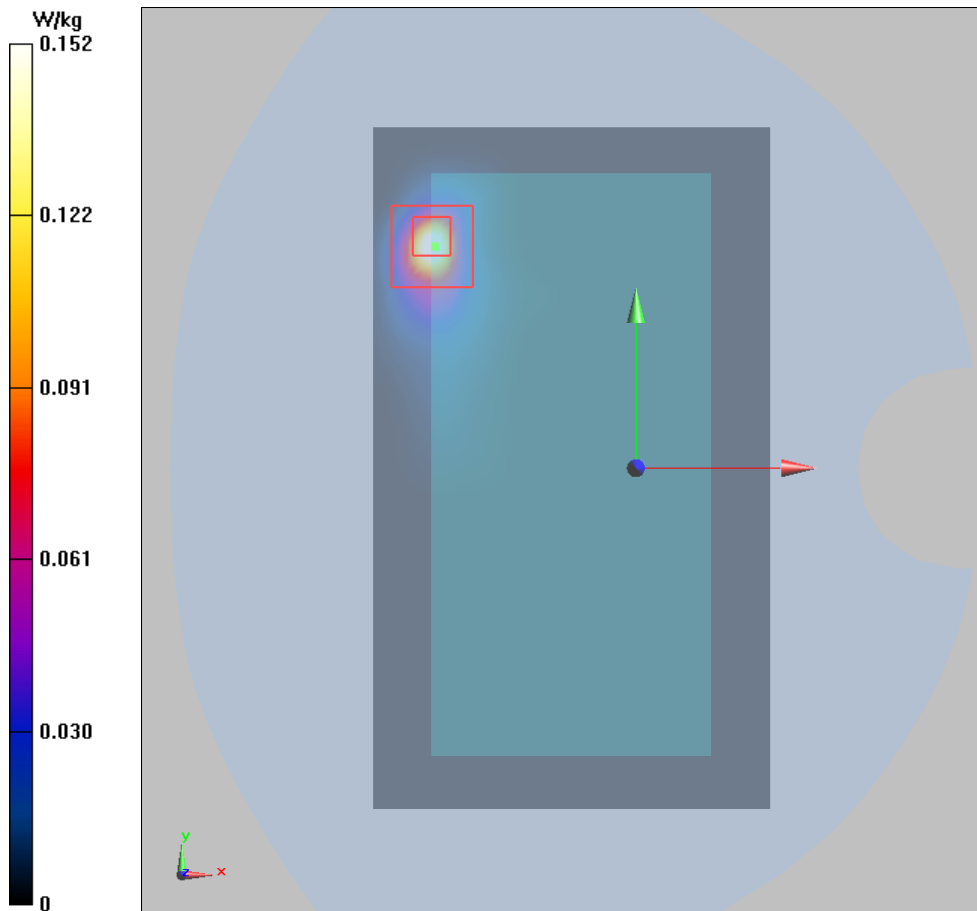
Back Side CH52/Zoom Scan (7x7x11)/Cube 0: Measurement grid: dx=4mm, dy=4mm, dz=2mm

Reference Value = 0.056V/m; Power Drift = 0.01 dB

Peak SAR (extrapolated) = 0.591 W/kg

SAR(1 g) = 0.111 W/kg; SAR(10 g) = 0.039 W/kg

Maximum value of SAR (measured) = 0.152 W/kg



Plot 160 802.11a U-NII-2A Back Side CH52 (REC Off, Distance 0mm)

Date: 9/29/2017

Communication System: UID 0, 802.11a (0); Frequency: 5260 MHz; Duty Cycle: 1:1

Medium parameters used: $f = 5260$ MHz; $\sigma = 5.435$ S/m; $\epsilon_r = 46.681$; $\rho = 1000$ kg/m³

Ambient Temperature: 22.3 °C Liquid Temperature: 21.5 °C

Phantom section: Flat Section

DASY5 Configuration:

Sensor-Surface: 1.4mm (Mechanical Surface Detection)

Probe: EX3DV4 - SN3677; ConvF(5.03, 5.03, 5.03); Calibrated: 1/23/2017;

Electronics: DAE4 Sn1291; Calibrated: 1/19/2017

Phantom: SAM 2; Type: SAM;

Measurement SW: DASY52, Version 52.8 (8); SEMCAD X Version 14.6.10 (7331)

Back Side CH52/Area Scan (111x181x1): Interpolated grid: dx=10mm, dy=10mm

Maximum value of SAR (interpolated) = 1.78 W/kg

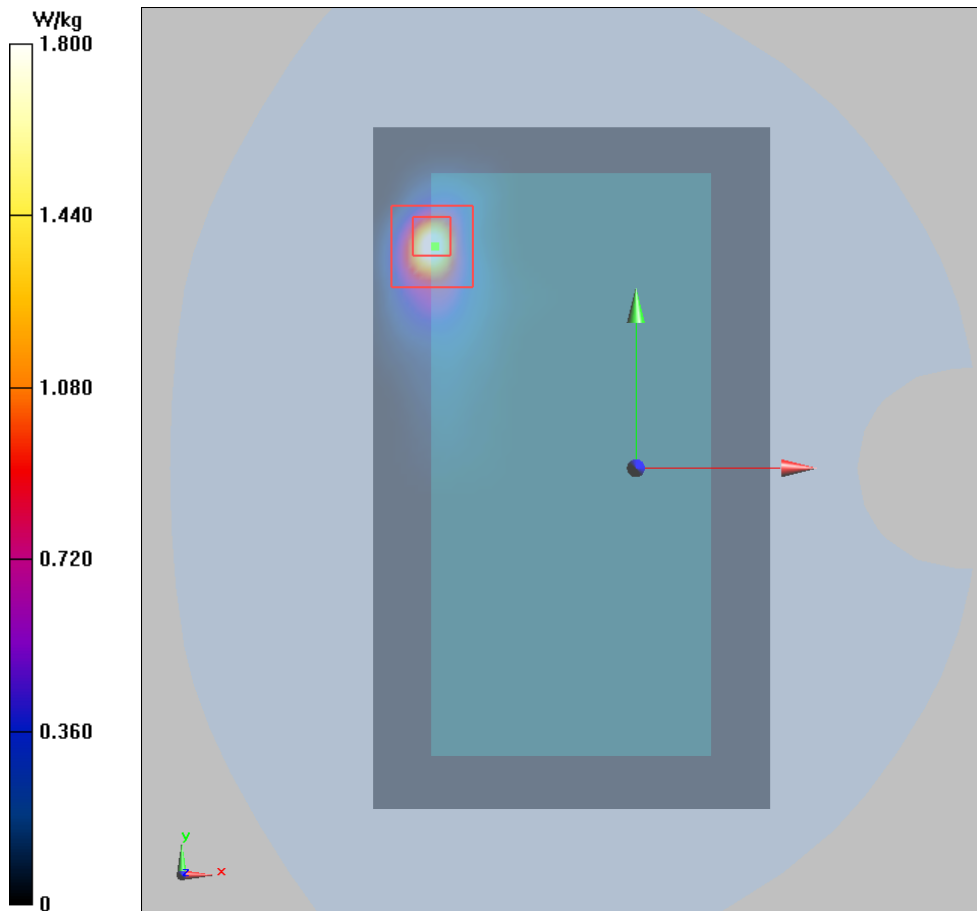
Back Side CH52/Zoom Scan (7x7x11)/Cube 0: Measurement grid: dx=4mm, dy=4mm, dz=2mm

Reference Value = 0 V/m; Power Drift = 0.032 dB

Peak SAR (extrapolated) = 3.54 W/kg

SAR(1 g) = 1.01 W/kg; SAR(10 g) = 0.332 W/kg

Maximum value of SAR (measured) = 1.80 W/kg



Plot 161 802.11a U-NII-1 Back Side CH36 (REC Off, Distance 10mm)

Date: 9/29/2017

Communication System: UID 0, 802.11a (0); Frequency: 5180 MHz; Duty Cycle: 1:1

Medium parameters used: $f = 5180$ MHz; $\sigma = 5.29$ S/m; $\epsilon_r = 48.113$; $\rho = 1000$ kg/m³

Ambient Temperature: 22.3 °C Liquid Temperature: 21.5 °C

Phantom section: Flat Section

DASY5 Configuration:

Sensor-Surface: 1.4mm (Mechanical Surface Detection)

Probe: EX3DV4 - SN3677; ConvF(5.03, 5.03, 5.03); Calibrated: 1/23/2017;

Electronics: DAE4 Sn1291; Calibrated: 1/19/2017

Phantom: SAM 2; Type: SAM;

Measurement SW: DASY52, Version 52.8 (8); SEMCAD X Version 14.6.10 (7331)

Back Side CH36/Area Scan (111x181x1): Interpolated grid: dx=10mm, dy=10mm

Maximum value of SAR (interpolated) = 0.134 W/kg

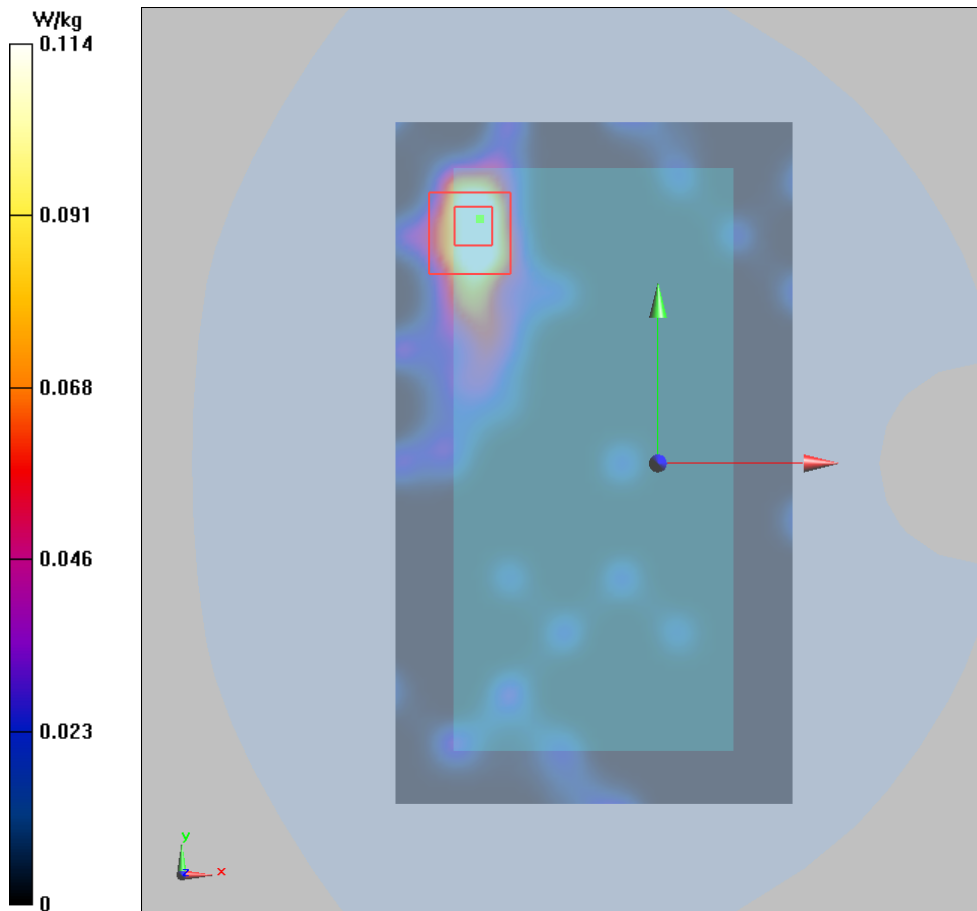
Back Side CH36/Zoom Scan (7x7x11)/Cube 0: Measurement grid: dx=4mm, dy=4mm, dz=2mm

Reference Value = 0 V/m; Power Drift = 0.02 dB

Peak SAR (extrapolated) = 0.449 W/kg

SAR(1 g) = 0.102 W/kg; SAR(10 g) = 0.041 W/kg

Maximum value of SAR (measured) = 0.114 W/kg



Plot 162 802.11ac VHT80 U-NII-2C Left Cheek CH106 (REC On, Battery 3)

Date: 9/27/2017

Communication System: UID 0, 802.11ac (0); Frequency: 5530 MHz; Duty Cycle: 1:1

Medium parameters used: $f = 5530$ MHz; $\sigma = 5.109$ S/m; $\epsilon_r = 35.234$; $\rho = 1000$ kg/m³

Ambient Temperature: 22.3 °C Liquid Temperature: 21.5 °C

Phantom section: Left Section

DASY5 Configuration:

Sensor-Surface: 1.4mm (Mechanical Surface Detection)

Probe: EX3DV4 - SN3677; ConvF(4.99, 4.99, 4.99); Calibrated: 1/23/2017;

Electronics: DAE4 Sn1291; Calibrated: 1/19/2017

Phantom: SAM 2; Type: SAM;

Measurement SW: DASY52, Version 52.8 (8); SEMCAD X Version 14.6.10 (7331)

Left Cheek CH106/Area Scan (111x181x1): Interpolated grid: dx=10mm, dy=10mm

Maximum value of SAR (interpolated) = 0.406 W/kg

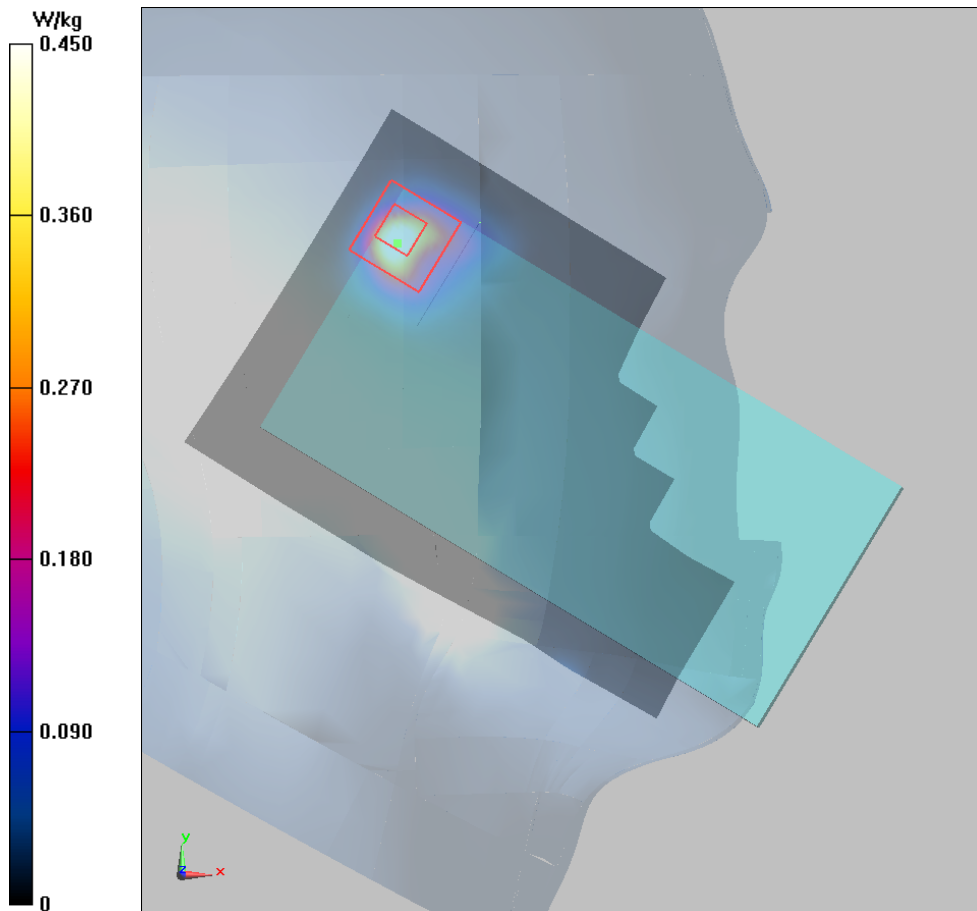
Left Cheek CH106/Zoom Scan (7x7x11)/Cube 0: Measurement grid: dx=4mm, dy=4mm, dz=2mm

Reference Value = 0.679 V/m; Power Drift = 0.036 dB

Peak SAR (extrapolated) = 1.22 W/kg

SAR(1 g) = 0.377 W/kg; SAR(10 g) = 0.115 W/kg

Maximum value of SAR (measured) = 0.450 W/kg



Plot 163 802.11a U-NII-2C Back Side CH140 (REC Off, Distance 15mm)

Date: 9/29/2017

Communication System: UID 0, 802.11a (0); Frequency: 5700 MHz; Duty Cycle: 1:1

Medium parameters used: $f = 5700$ MHz; $\sigma = 5.986$ S/m; $\epsilon_r = 47.873$; $\rho = 1000$ kg/m³

Ambient Temperature: 22.3 °C Liquid Temperature: 21.5 °C

Phantom section: Flat Section

DASY5 Configuration:

Sensor-Surface: 1.4mm (Mechanical Surface Detection)

Probe: EX3DV4 - SN3677; ConvF(4.52, 4.52, 4.52); Calibrated: 1/23/2017;

Electronics: DAE4 Sn1291; Calibrated: 1/19/2017

Phantom: SAM 2; Type: SAM;

Measurement SW: DASY52, Version 52.8 (8); SEMCAD X Version 14.6.10 (7331)

Back Side CH140/Area Scan (111x181x1): Interpolated grid: dx=10mm, dy=10mm

Maximum value of SAR (interpolated) = 0.211 W/kg

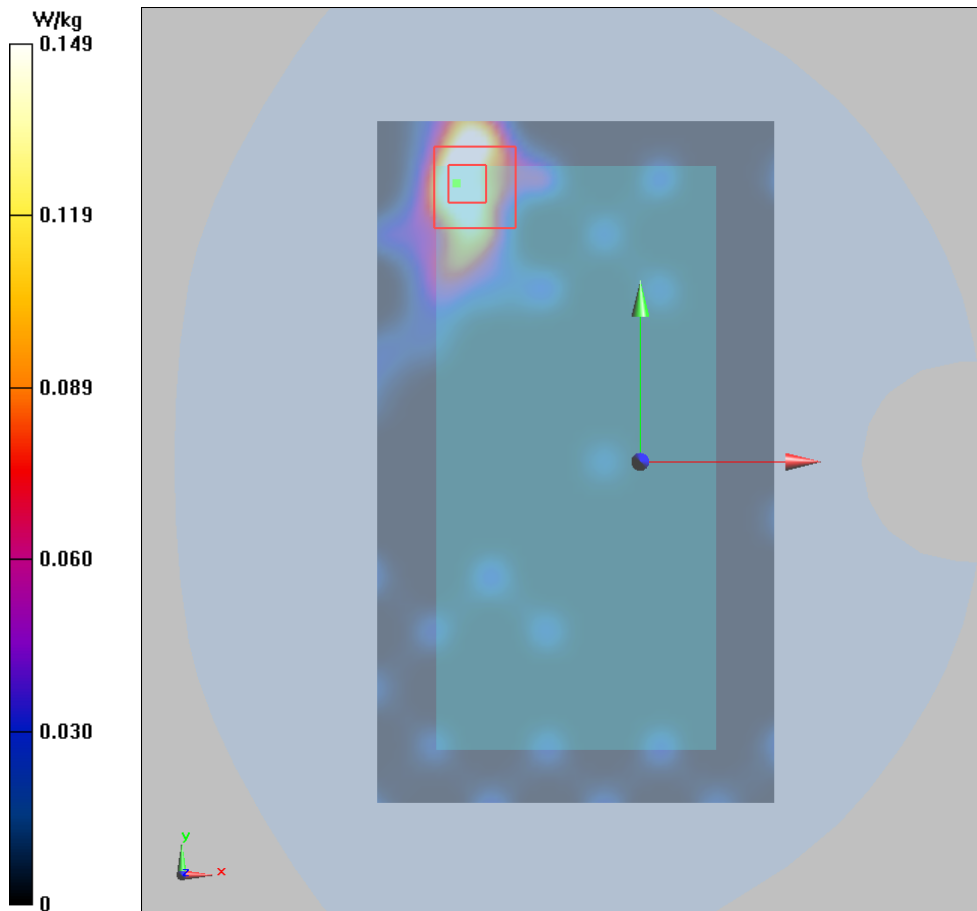
Back Side CH140/Zoom Scan (7x7x11)/Cube 0: Measurement grid: dx=4mm, dy=4mm, dz=2mm

Reference Value = 0 V/m; Power Drift = 0.02 dB

Peak SAR (extrapolated) = 0.665 W/kg

SAR(1 g) = 0.136 W/kg; SAR(10 g) = 0.051 W/kg

Maximum value of SAR (measured) = 0.149 W/kg



Plot 164 802.11a U-NII-2C Back Side CH140 (REC Off, Distance 0mm)

Date: 9/29/2017

Communication System: UID 0, 802.11a (0); Frequency: 5700 MHz; Duty Cycle: 1:1

Medium parameters used: $f = 5700$ MHz; $\sigma = 5.986$ S/m; $\epsilon_r = 47.873$; $\rho = 1000$ kg/m³

Ambient Temperature: 22.3 °C Liquid Temperature: 21.5 °C

Phantom section: Flat Section

DASY5 Configuration:

Sensor-Surface: 1.4mm (Mechanical Surface Detection)

Probe: EX3DV4 - SN3677; ConvF(4.52, 4.52, 4.52); Calibrated: 1/23/2017;

Electronics: DAE4 Sn1291; Calibrated: 1/19/2017

Phantom: SAM 2; Type: SAM;

Measurement SW: DASY52, Version 52.8 (8); SEMCAD X Version 14.6.10 (7331)

Back Side CH140/Area Scan (111x181x1): Interpolated grid: dx=10mm, dy=10mm

Maximum value of SAR (interpolated) = 1.54 W/kg

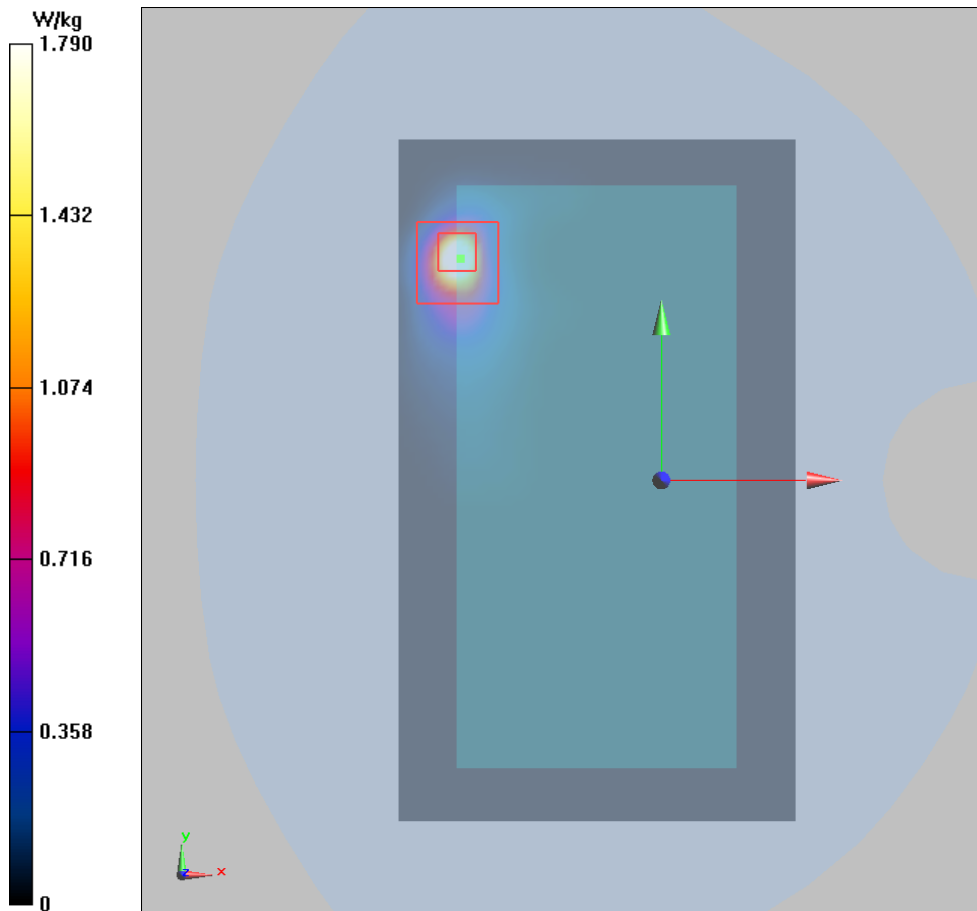
Back Side CH140/Zoom Scan (7x7x11)/Cube 0: Measurement grid: dx=4mm, dy=4mm, dz=2mm

Reference Value = 0.03 V/m; Power Drift = 0.03 dB

Peak SAR (extrapolated) = 4.10 W/kg

SAR(1 g) = 1.28 W/kg; SAR(10 g) = 0.374 W/kg

Maximum value of SAR (measured) = 1.79 W/kg



Plot 165 802.11ac VHT80 U-NII-3 Left Cheek CH155 (REC On, Battery 2)

Date: 9/27/2017

Communication System: UID 0, 802.11ac (0); Frequency: 5775 MHz; Duty Cycle: 1:1

Medium parameters used: $f = 5775 \text{ MHz}$; $\sigma = 5.428 \text{ S/m}$; $\epsilon_r = 34.617$; $\rho = 1000 \text{ kg/m}^3$

Ambient Temperature: $22.3 \text{ }^\circ\text{C}$ Liquid Temperature: $21.5 \text{ }^\circ\text{C}$

Phantom section: Left Section

DASY5 Configuration:

Sensor-Surface: 1.4mm (Mechanical Surface Detection)

Probe: EX3DV4 - SN3677; ConvF(5.00, 5.00, 5.00); Calibrated: 1/23/2017;

Electronics: DAE4 Sn1291; Calibrated: 1/19/2017

Phantom: SAM 2; Type: SAM;

Measurement SW: DASY52, Version 52.8 (8); SEMCAD X Version 14.6.10 (7331)

Left Cheek CH155/Area Scan (111x181x1): Interpolated grid: $dx=10\text{mm}$, $dy=10\text{mm}$

Maximum value of SAR (interpolated) = 0.610 W/kg

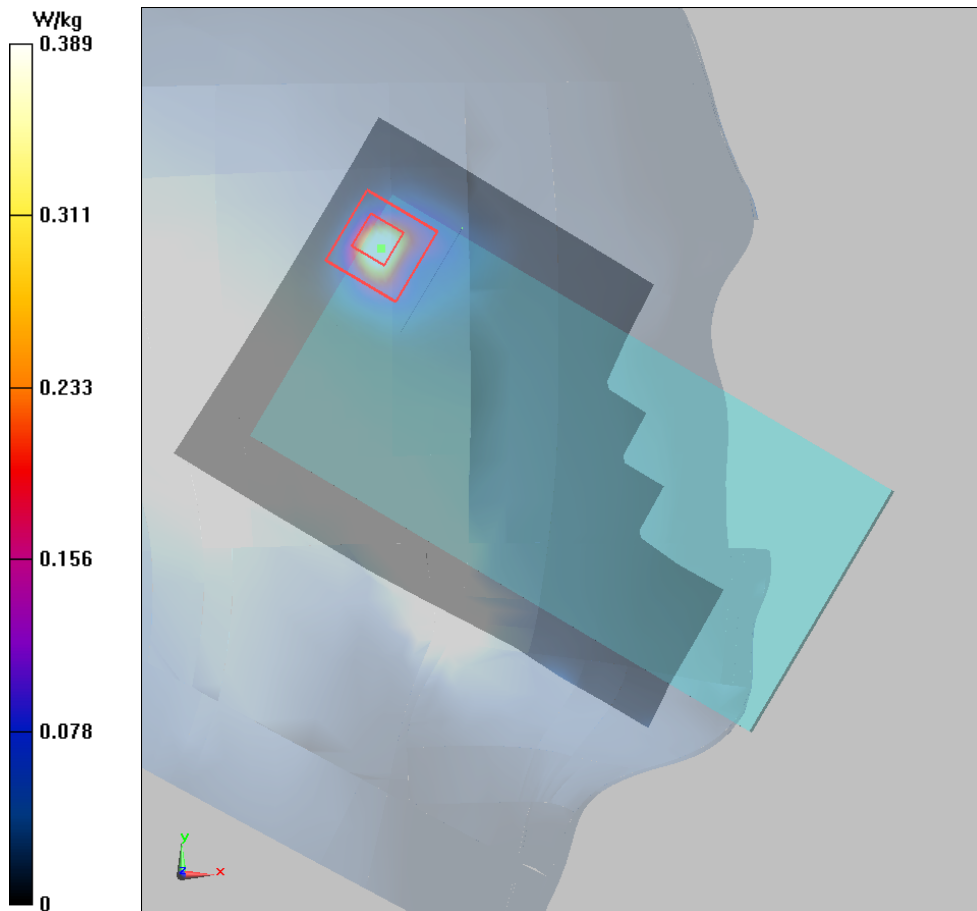
Left Cheek CH155/Zoom Scan (7x7x11)/Cube 0: Measurement grid: $dx=4\text{mm}$, $dy=4\text{mm}$, $dz=2\text{mm}$

Reference Value = 1.212 V/m ; Power Drift = 0.01 dB

Peak SAR (extrapolated) = 1.05 W/kg

SAR(1 g) = 0.312 W/kg ; SAR(10 g) = 0.087 W/kg

Maximum value of SAR (measured) = 0.389 W/kg



Plot 166 802.11a U-NII-3 Back Side CH165 (REC Off, Distance 15mm)

Date: 9/29/2017

Communication System: UID 0, 802.11a (0); Frequency: 5825 MHz; Duty Cycle: 1:1

Medium parameters used: $f = 5825$ MHz; $\sigma = 6.174$ S/m; $\epsilon_r = 47.504$; $\rho = 1000$ kg/m³

Ambient Temperature: 22.3 °C Liquid Temperature: 21.5°C

Phantom section: Flat Section

DASY5 Configuration:

Sensor-Surface: 1.4mm (Mechanical Surface Detection)

Probe: EX3DV4 - SN3677; ConvF(4.52, 4.52, 4.52); Calibrated: 1/23/2017;

Electronics: DAE4 Sn1291; Calibrated: 1/19/2017

Phantom: SAM 2; Type: SAM;

Measurement SW: DASY52, Version 52.8 (8); SEMCAD X Version 14.6.10 (7331)

Back Side CH165/Area Scan (111x181x1): Interpolated grid: dx=10mm, dy=10mm

Maximum value of SAR (interpolated) = 0.200 W/kg

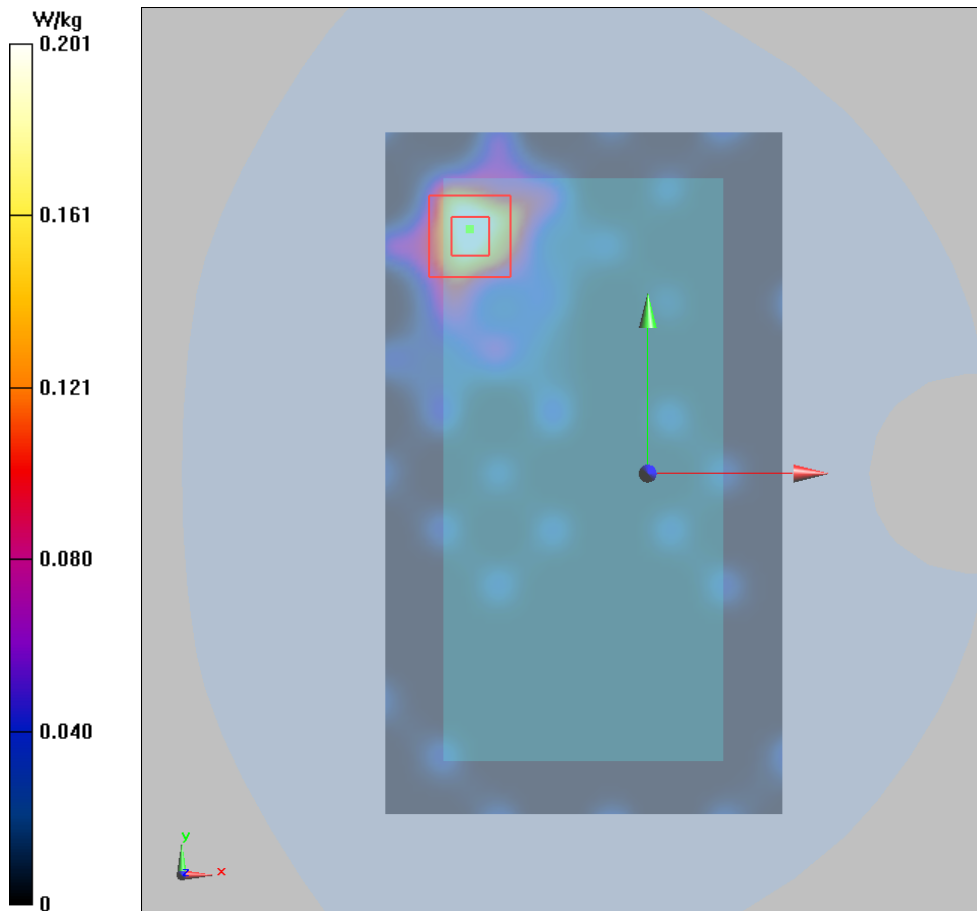
Back Side CH165/Zoom Scan (7x7x11)/Cube 0: Measurement grid: dx=4mm, dy=4mm, dz=2mm

Reference Value = 0.056 V/m; Power Drift = 0.02dB

Peak SAR (extrapolated) = 0.759 W/kg

SAR(1 g) = 0.197W/kg; SAR(10 g) = 0.068 W/kg

Maximum value of SAR (measured) = 0.201 W/kg



Plot 167 802.11a U-NII-3 Back Side CH165 (REC Off, Distance 10mm)

Date: 9/29/2017

Communication System: UID 0, 802.11a (0); Frequency: 5825 MHz; Duty Cycle: 1:1

Medium parameters used: $f = 5825$ MHz; $\sigma = 6.174$ S/m; $\epsilon_r = 47.504$; $\rho = 1000$ kg/m³

Ambient Temperature: 22.3 °C Liquid Temperature: 21.5 °C

Phantom section: Flat Section

DASY5 Configuration:

Sensor-Surface: 1.4mm (Mechanical Surface Detection)

Probe: EX3DV4 - SN3677; ConvF(4.52, 4.52, 4.52); Calibrated: 1/23/2017;

Electronics: DAE4 Sn1291; Calibrated: 1/19/2017

Phantom: SAM 2; Type: SAM;

Measurement SW: DASY52, Version 52.8 (8); SEMCAD X Version 14.6.10 (7331)

Back Side CH165/Area Scan (111x181x1): Interpolated grid: dx=10mm, dy=10mm

Maximum value of SAR (interpolated) = 0.225 W/kg

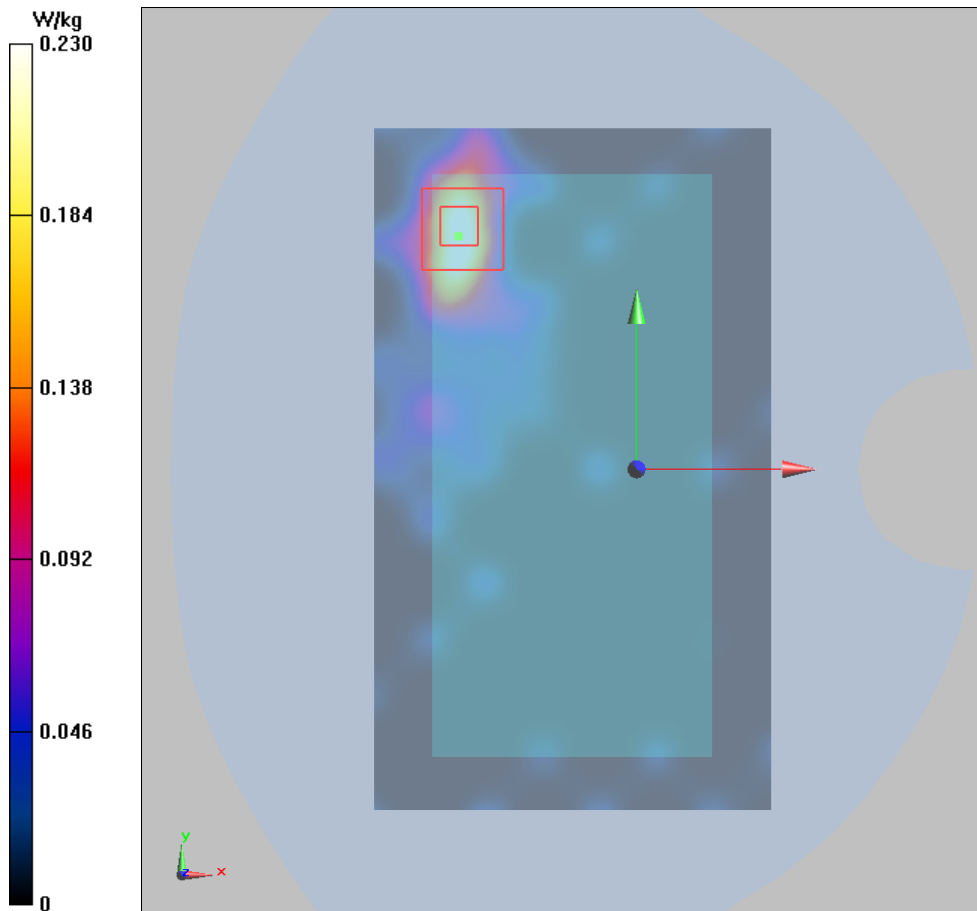
Back Side CH165/Zoom Scan (7x7x11)/Cube 0: Measurement grid: dx=4mm, dy=4mm, dz=2mm

Reference Value = 0.721 V/m; Power Drift = 0.07dB

Peak SAR (extrapolated) = 0.868 W/kg

SAR(1 g) = 0.167W/kg; SAR(10 g) = 0.092W/kg

Maximum value of SAR (measured) = 0.230 W/kg



Wi-Fi Antenna 2**Plot 168 802.11ac VHT80 U-NII-2A Left Cheek CH56 (REC On)**

Date: 9/27/2017

Communication System: UID 0, 802.11a (0); Frequency: 5280 MHz; Duty Cycle: 1:1

Medium parameters used: $f = 5280$ MHz; $\sigma = 4.79$ S/m; $\epsilon_r = 35.88$; $\rho = 1000$ kg/m³

Ambient Temperature: 22.3 °C Liquid Temperature: 21.5 °C

Phantom section: Left Section

DASY5 Configuration:

Sensor-Surface: 1.4mm (Mechanical Surface Detection)

Probe: EX3DV4 - SN3677; ConvF(5.66, 5.66, 5.66); Calibrated: 1/23/2017;

Electronics: DAE4 Sn1291; Calibrated: 1/19/2017

Phantom: SAM 2; Type: SAM;

Measurement SW: DASY52, Version 52.8 (8); SEMCAD X Version 14.6.10 (7331)

Left Cheek CH56/Area Scan (111x181x1): Interpolated grid: dx=10mm, dy=10mm

Maximum value of SAR (interpolated) = 0.478 W/kg

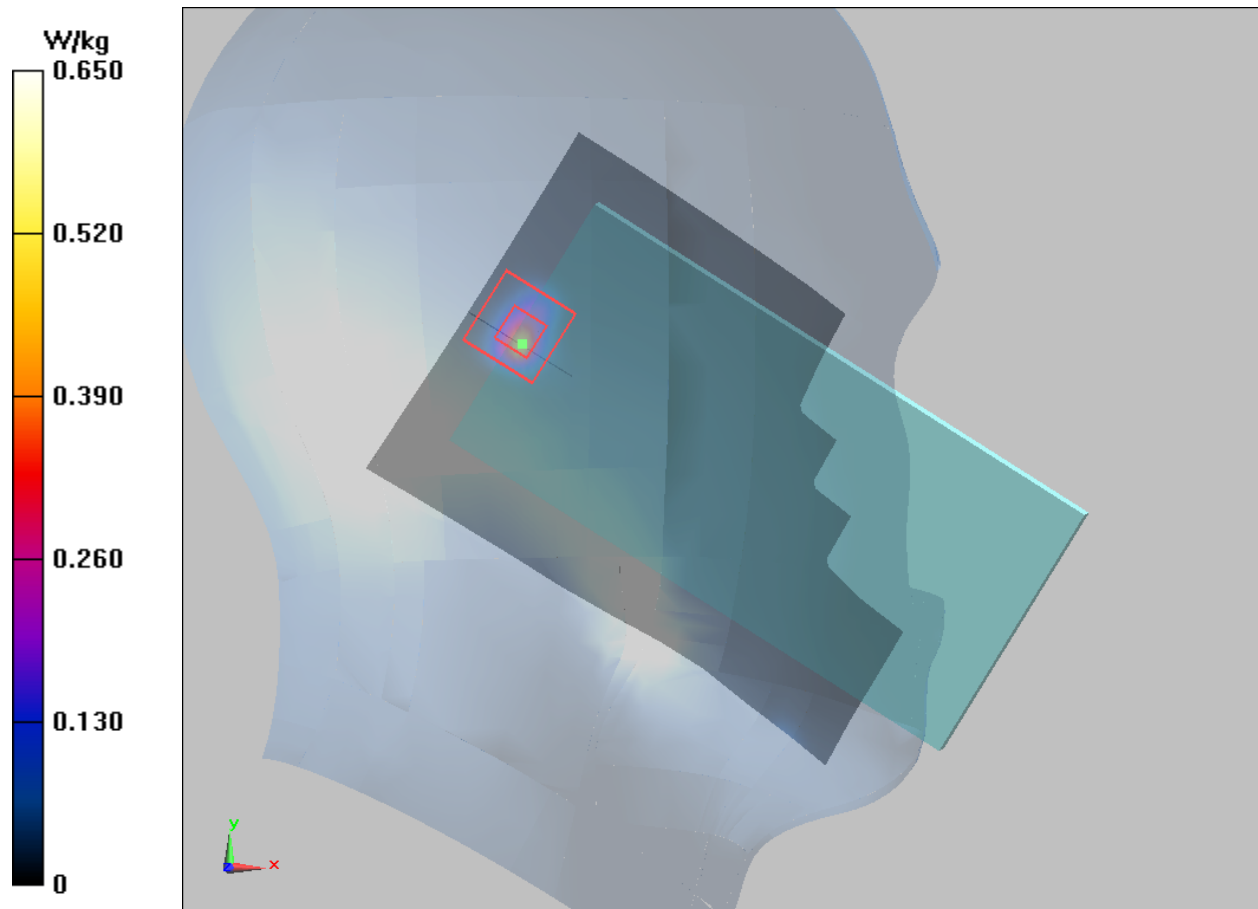
Left Cheek CH56/Zoom Scan (7x7x11)/Cube 0: Measurement grid: dx=4mm, dy=4mm, dz=2mm

Reference Value = 7.567 V/m; Power Drift = 0.023 dB

Peak SAR (extrapolated) = 1.41 W/kg

SAR(1 g) = 0.342 W/kg; SAR(10 g) = 0.067 W/kg

Maximum value of SAR (measured) = 0.650 W/kg



Plot 169 802.11a U-NII-2A Back Side CH64 (REC Off, Distance 15mm)

Date: 9/29/2017

Communication System: UID 0, 802.11a (0); Frequency: 5320 MHz; Duty Cycle: 1:1

Medium parameters used: $f = 5320$ MHz; $\sigma = 5.518$ S/m; $\epsilon_r = 46.537$; $\rho = 1000$ kg/m³

Ambient Temperature: 22.3 °C Liquid Temperature: 21.5°C

Phantom section: Flat Section

DASY5 Configuration:

Sensor-Surface: 1.4mm (Mechanical Surface Detection)

Probe: EX3DV4 - SN3677; ConvF(5.03, 5.03, 5.03); Calibrated: 1/23/2017;

Electronics: DAE4 Sn1291; Calibrated: 1/19/2017

Phantom: SAM 2; Type: SAM;

Measurement SW: DASY52, Version 52.8 (8); SEMCAD X Version 14.6.10 (7331)

Back Side CH64/Area Scan (111x181x1): Interpolated grid: dx=10mm, dy=10mm

Maximum value of SAR (interpolated) = 0.029 W/kg

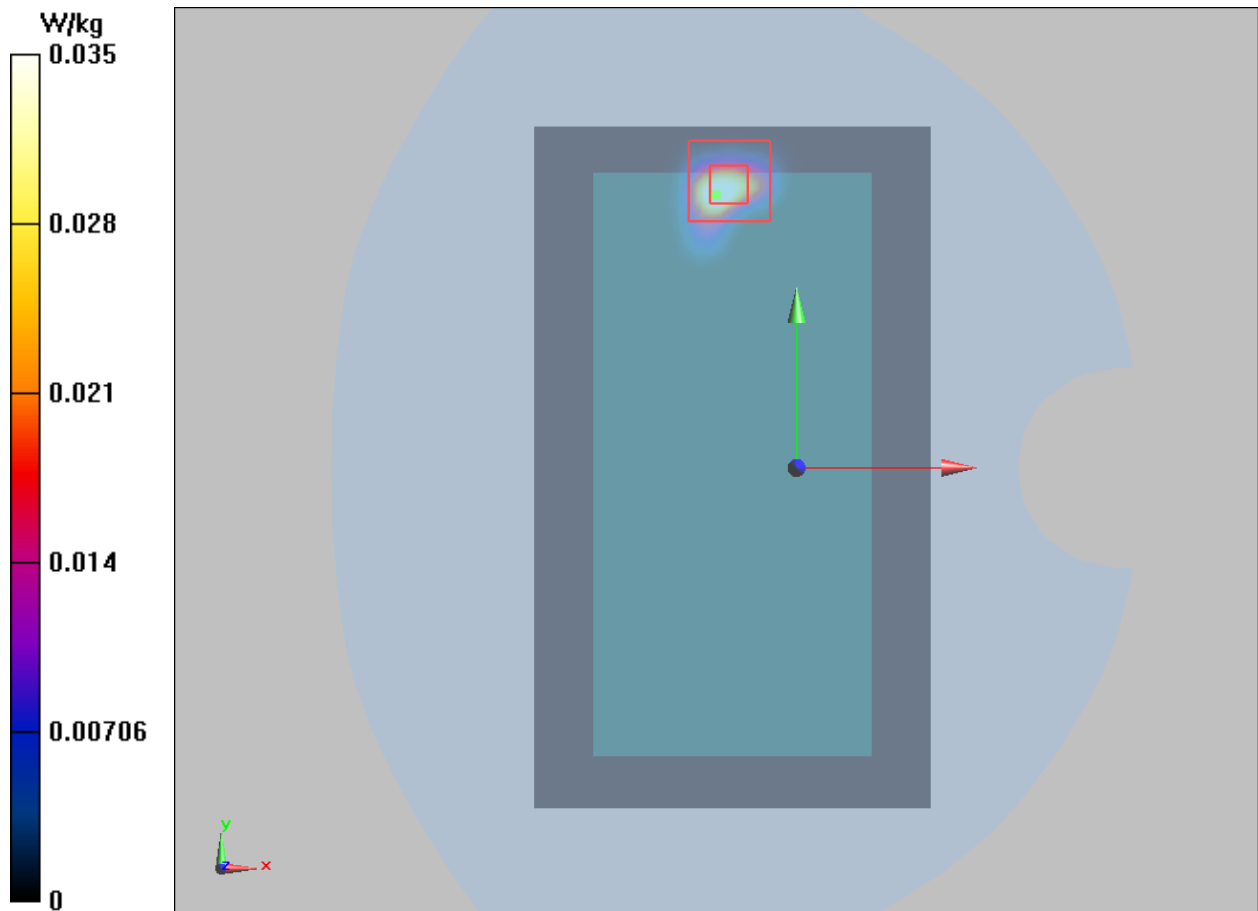
Back Side CH64/Zoom Scan (7x7x11)/Cube 0: Measurement grid: dx=4mm, dy=4mm, dz=2mm

Reference Value = 0.2314 V/m; Power Drift = 0.002 dB

Peak SAR (extrapolated) = 0.117 W/kg

SAR(1 g) = 0.026 W/kg; SAR(10 g) = 0.0052 W/kg

Maximum value of SAR (measured) = 0.035 W/kg



Plot 170 802.11a U-NII-2A Back Side CH64 (REC Off, Distance 0mm)

Date: 9/29/2017

Communication System: UID 0, 802.11a (0); Frequency: 5320 MHz; Duty Cycle: 1:1

Medium parameters used: $f = 5320$ MHz; $\sigma = 5.518$ S/m; $\epsilon_r = 46.537$; $\rho = 1000$ kg/m³

Ambient Temperature: 22.3 °C Liquid Temperature: 21.5°C

Phantom section: Flat Section

DASY5 Configuration:

Sensor-Surface: 1.4mm (Mechanical Surface Detection)

Probe: EX3DV4 - SN3677; ConvF(5.03, 5.03, 5.03); Calibrated: 1/23/2017;

Electronics: DAE4 Sn1291; Calibrated: 1/19/2017

Phantom: SAM 2; Type: SAM;

Measurement SW: DASY52, Version 52.8 (8); SEMCAD X Version 14.6.10 (7331)

Back Side CH64/Area Scan (111x181x1): Interpolated grid: dx=10mm, dy=10mm

Maximum value of SAR (interpolated) = 1.805 W/kg

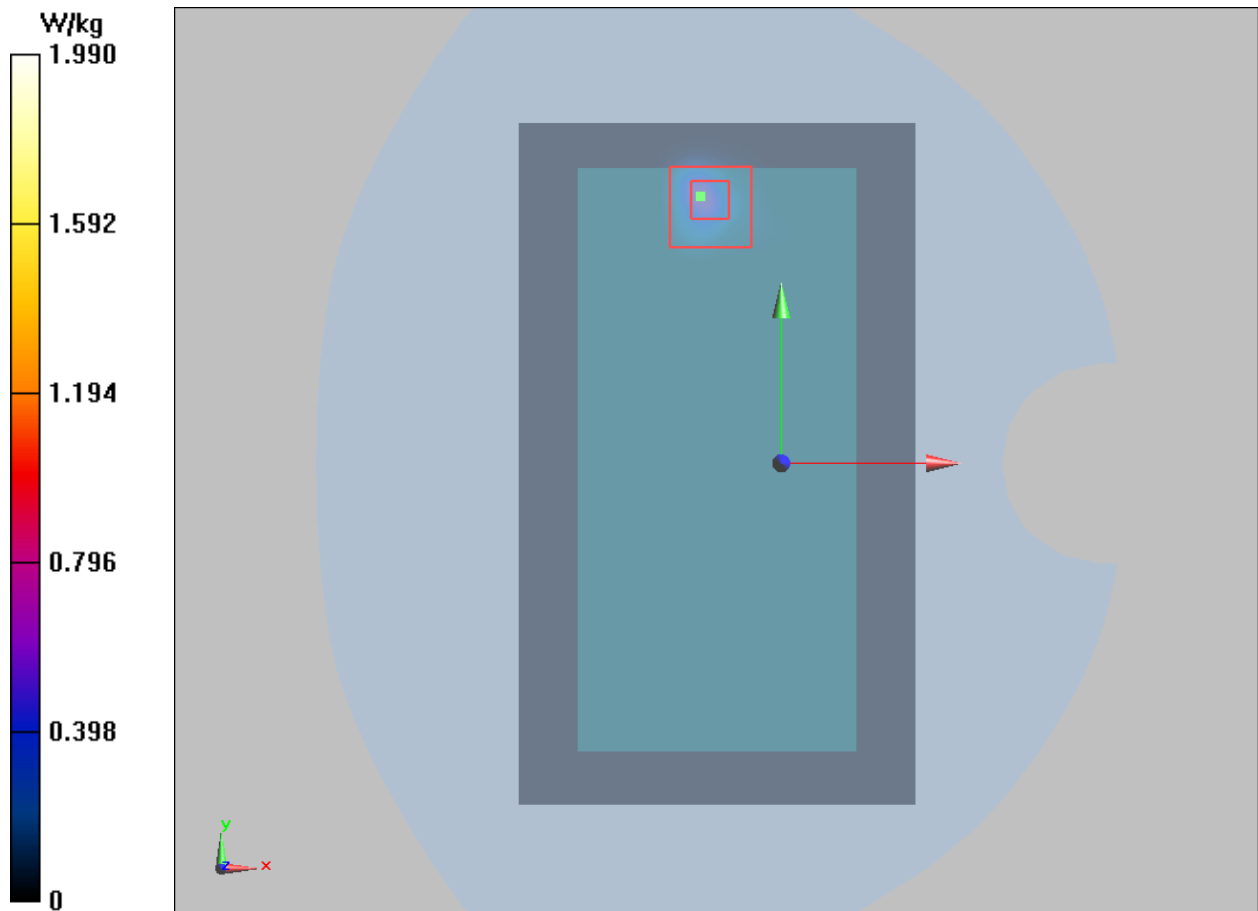
Back Side CH64/Zoom Scan (7x7x11)/Cube 0: Measurement grid: dx=4mm, dy=4mm, dz=2mm

Reference Value = 0.4527 V/m; Power Drift = -0.030dB

Peak SAR (extrapolated) = 3.32 W/kg

SAR(1 g) = 1.11 W/kg; SAR(10 g) = 0.228 W/kg

Maximum value of SAR (measured) = 1.99 W/kg



Plot 171 802.11a U-NII-1 Back Side CH36 (REC Off, Distance 10mm)

Date: 9/29/2017

Communication System: UID 0, 802.11a (0); Frequency: 5180 MHz; Duty Cycle: 1:1

Medium parameters used: $f = 5180$ MHz; $\sigma = 5.29$ S/m; $\epsilon_r = 48.113$; $\rho = 1000$ kg/m³

Ambient Temperature: 22.3 °C Liquid Temperature: 21.5 °C

Phantom section: Flat Section

DASY5 Configuration:

Sensor-Surface: 1.4mm (Mechanical Surface Detection)

Probe: EX3DV4 - SN3677; ConvF(5.03, 5.03, 5.03); Calibrated: 1/23/2017;

Electronics: DAE4 Sn1291; Calibrated: 1/19/2017

Phantom: SAM 2; Type: SAM;

Measurement SW: DASY52, Version 52.8 (8); SEMCAD X Version 14.6.10 (7331)

Back Side CH36/Area Scan (111x181x1): Interpolated grid: dx=10mm, dy=10mm

Maximum value of SAR (interpolated) = 0.071 W/kg

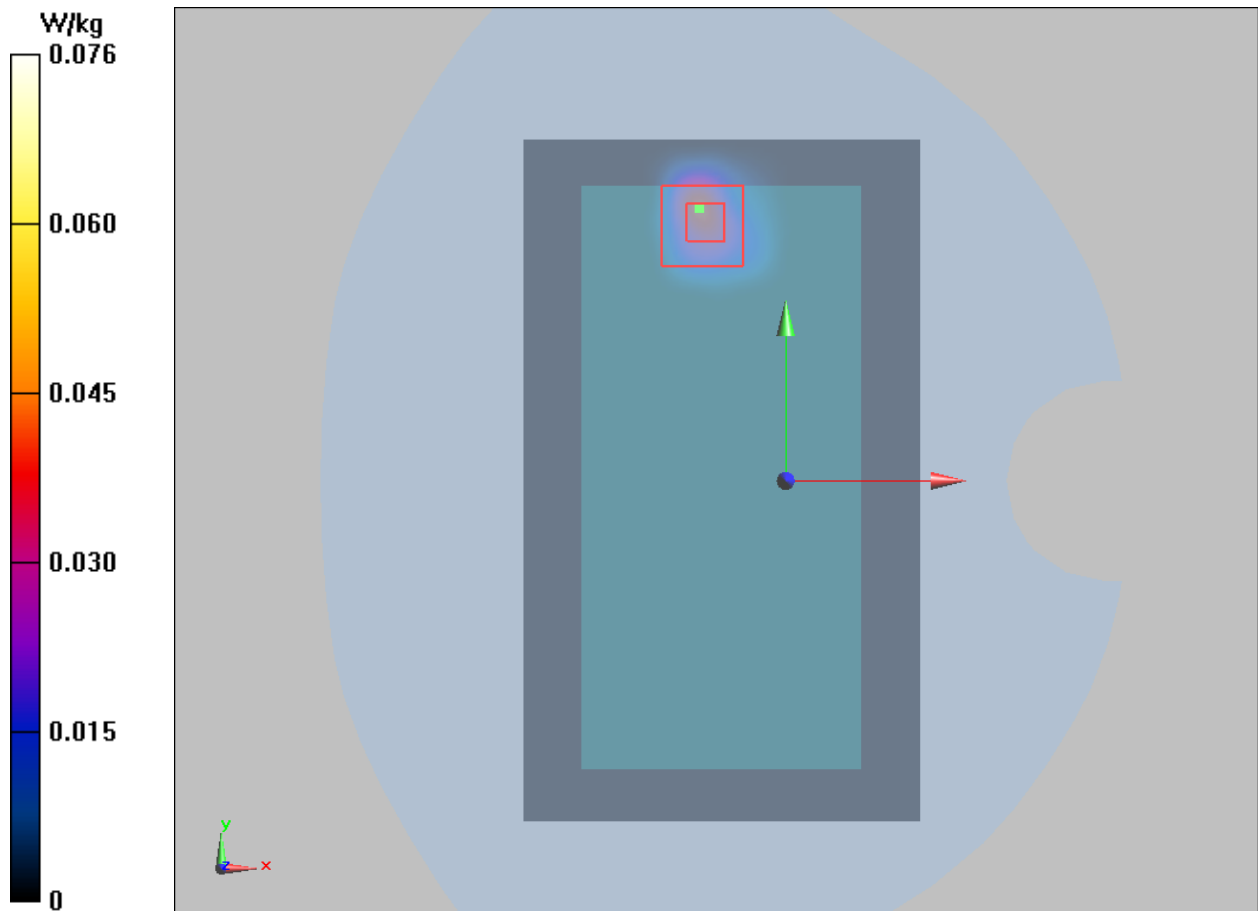
Back Side CH36/Zoom Scan (7x7x11)/Cube 0: Measurement grid: dx=4mm, dy=4mm, dz=2mm

Reference Value = 0.2547 V/m; Power Drift = 0.03 dB

Peak SAR (extrapolated) = 0.334 W/kg

SAR(1 g) = 0.060 W/kg; SAR(10 g) = 0.013 W/kg

Maximum value of SAR (measured) = 0.076 W/kg



Plot 172 802.11a U-NII-2C Right Cheek CH100 (REC On, Battery 3)

Date: 9/27/2017

Communication System: UID 0, 802.11a (0); Frequency: 5500 MHz; Duty Cycle: 1:1

Medium parameters used: $f = 5500$ MHz; $\sigma = 5.071$ S/m; $\epsilon_r = 35.318$; $\rho = 1000$ kg/m³

Ambient Temperature: 22.3 °C Liquid Temperature: 21.5 °C

Phantom section: Right Section

DASY5 Configuration:

Sensor-Surface: 1.4mm (Mechanical Surface Detection)

Probe: EX3DV4 - SN3677; ConvF(4.99, 4.99, 4.99); Calibrated: 1/23/2017;

Electronics: DAE4 Sn1291; Calibrated: 1/19/2017

Phantom: SAM 2; Type: SAM;

Measurement SW: DASY52, Version 52.8 (8); SEMCAD X Version 14.6.10 (7331)

Right Cheek CH100/Area Scan (111x181x1): Interpolated grid: dx=10mm, dy=10mm

Maximum value of SAR (interpolated) = 0.374 W/kg

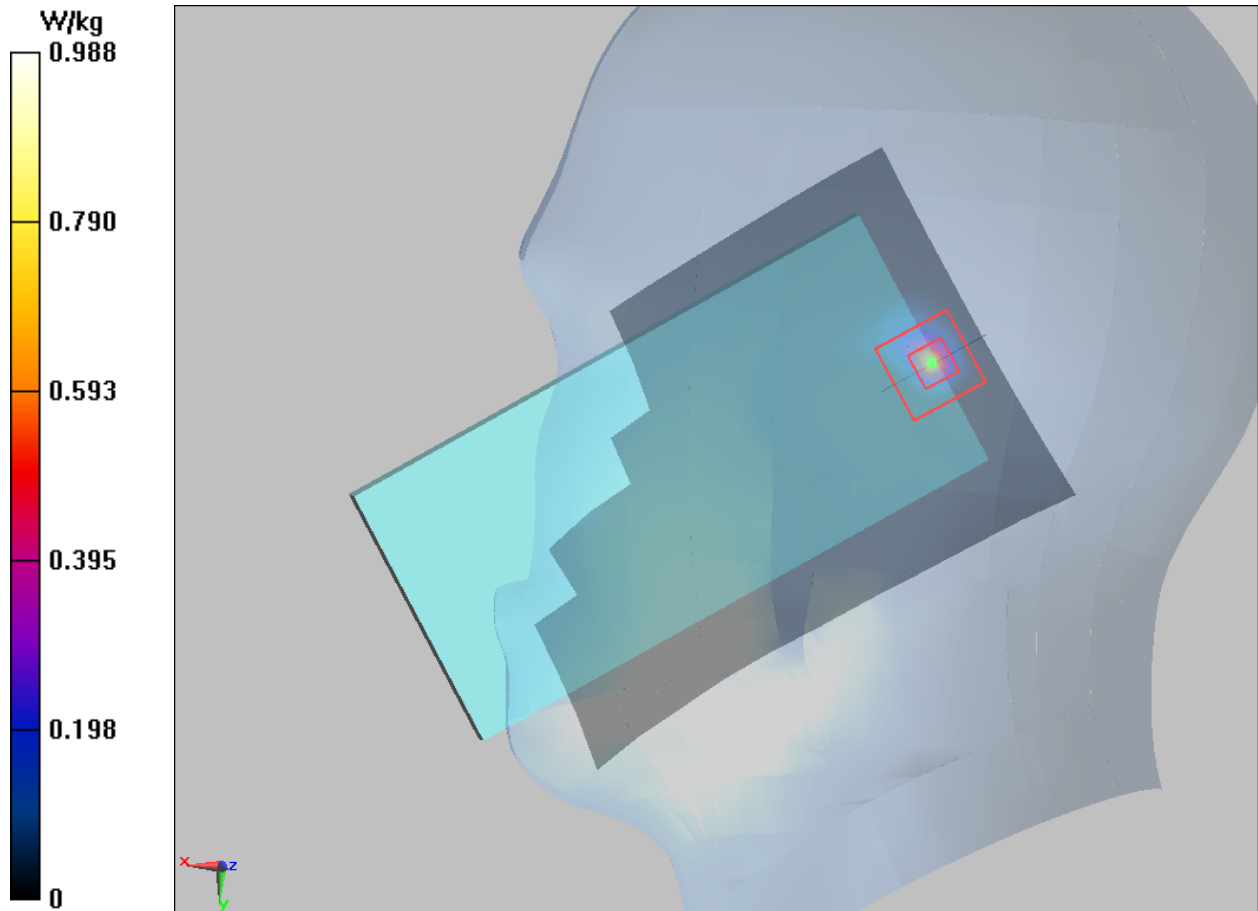
Right Cheek CH100/Zoom Scan (7x7x11)/Cube 0: Measurement grid: dx=4mm, dy=4mm, dz=2mm

Reference Value = 9.112 V/m; Power Drift = -0.062 dB

Peak SAR (extrapolated) = 1.34 W/kg

SAR(1 g) = 0.368 W/kg; SAR(10 g) = 0.066 W/kg

Maximum value of SAR (measured) = 0.988 W/kg



Plot 173 802.11a U-NII-2C Back Side CH116 (REC Off, Distance 15mm)

Date: 9/29/2017

Communication System: UID 0, 802.11a (0); Frequency: 5580 MHz; Duty Cycle: 1:1

Medium parameters used: $f = 5580$ MHz; $\sigma = 5.924$ S/m; $\epsilon_r = 47.551$; $\rho = 1000$ kg/m³

Ambient Temperature: 22.3 °C Liquid Temperature: 21.5 °C

Phantom section: Flat Section

DASY5 Configuration:

Sensor-Surface: 1.4mm (Mechanical Surface Detection)

Probe: EX3DV4 - SN3677; ConvF(4.34, 4.34, 4.34); Calibrated: 1/23/2017;

Electronics: DAE4 Sn1291; Calibrated: 1/19/2017

Phantom: SAM 2; Type: SAM;

Measurement SW: DASY52, Version 52.8 (8); SEMCAD X Version 14.6.10 (7331)

Back Side CH116/Area Scan (111x181x1): Interpolated grid: dx=10mm, dy=10mm

Maximum value of SAR (interpolated) = 0.390 W/kg

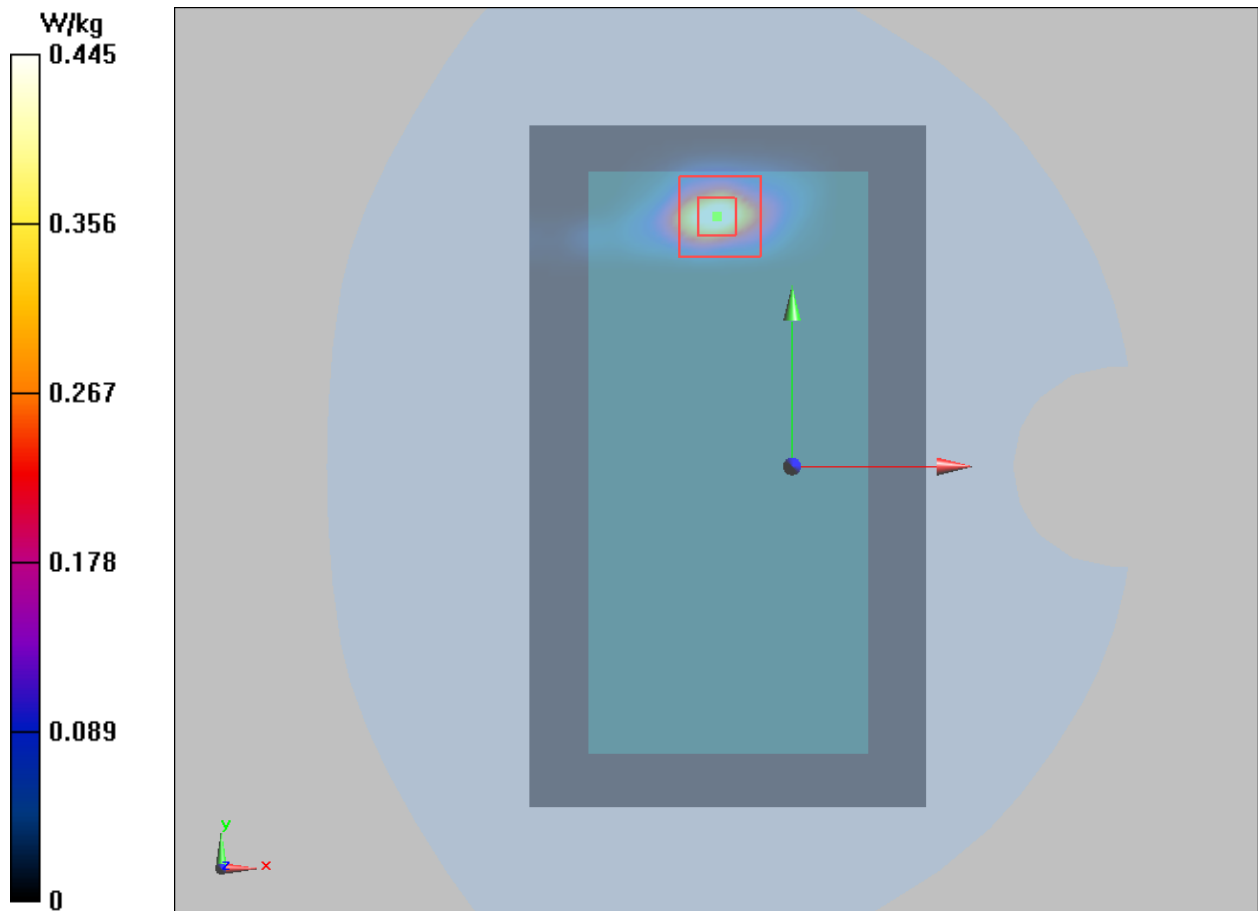
Back Side CH116/Zoom Scan (7x7x11)/Cube 0: Measurement grid: dx=4mm, dy=4mm, dz=2mm

Reference Value = 0.5647 V/m; Power Drift = 0.021 dB

Peak SAR (extrapolated) = 1.14 W/kg

SAR(1 g) = 0.326 W/kg; SAR(10 g) = 0.079 W/kg

Maximum value of SAR (measured) = 0.445 W/kg



Plot 174 802.11a U-NII-2C Back Side CH116 (REC Off, Distance 0mm)

Date: 9/29/2017

Communication System: UID 0, 802.11a (0); Frequency: 5580 MHz; Duty Cycle: 1:1

Medium parameters used: $f = 5580$ MHz; $\sigma = 5.924$ S/m; $\epsilon_r = 47.551$; $\rho = 1000$ kg/m³

Ambient Temperature: 22.3 °C Liquid Temperature: 21.5 °C

Phantom section: Flat Section

DASY5 Configuration:

Sensor-Surface: 1.4mm (Mechanical Surface Detection)

Probe: EX3DV4 - SN3677; ConvF(4.34, 4.34, 4.34); Calibrated: 1/23/2017;

Electronics: DAE4 Sn1291; Calibrated: 1/19/2017

Phantom: SAM 2; Type: SAM;

Measurement SW: DASY52, Version 52.8 (8); SEMCAD X Version 14.6.10 (7331)

Back Side CH116/Area Scan (111x181x1): Interpolated grid: dx=10mm, dy=10mm

Maximum value of SAR (interpolated) = 1.130 W/kg

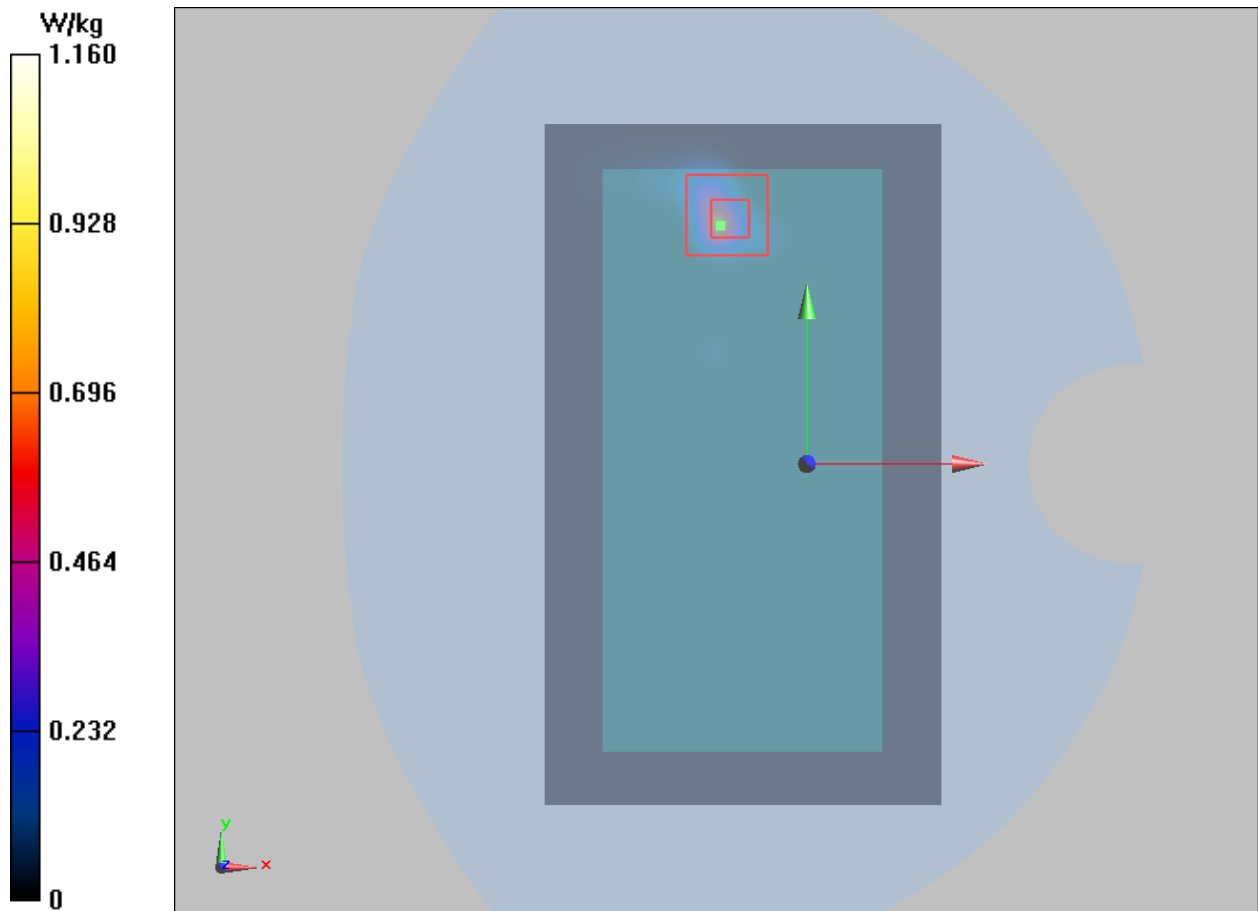
Back Side CH116/Zoom Scan (7x7x11)/Cube 0: Measurement grid: dx=4mm, dy=4mm, dz=2mm

Reference Value = 0.4598 V/m; Power Drift = 0.015 dB

Peak SAR (extrapolated) = 3.42 W/kg

SAR(1 g) = 1.01 W/kg; SAR(10 g) = 0.262 W/kg

Maximum value of SAR (measured) = 1.160 W/kg



Plot 175 802.11a U-NII-3 Right Cheek CH149 (REC On, Battery 2)

Date: 9/27/2017

Communication System: UID 0, 802.11a (0); Frequency: 5745 MHz; Duty Cycle: 1:1

Medium parameters used: $f = 5745 \text{ MHz}$; $\sigma = 5.385 \text{ S/m}$; $\epsilon_r = 34.693$; $\rho = 1000 \text{ kg/m}^3$

Ambient Temperature: $22.3 \text{ }^\circ\text{C}$ Liquid Temperature: $21.5 \text{ }^\circ\text{C}$

Phantom section: Right Section

DASY5 Configuration:

Sensor-Surface: 1.4mm (Mechanical Surface Detection)

Probe: EX3DV4 - SN3677; ConvF(5.00, 5.00, 5.00); Calibrated: 1/23/2017;

Electronics: DAE4 Sn1291; Calibrated: 1/19/2017

Phantom: SAM 2; Type: SAM;

Measurement SW: DASY52, Version 52.8 (8); SEMCAD X Version 14.6.10 (7331)

Right Cheek CH149/Area Scan (111x181x1): Interpolated grid: $dx=10\text{mm}$, $dy=10\text{mm}$

Maximum value of SAR (interpolated) = 0.230 W/kg

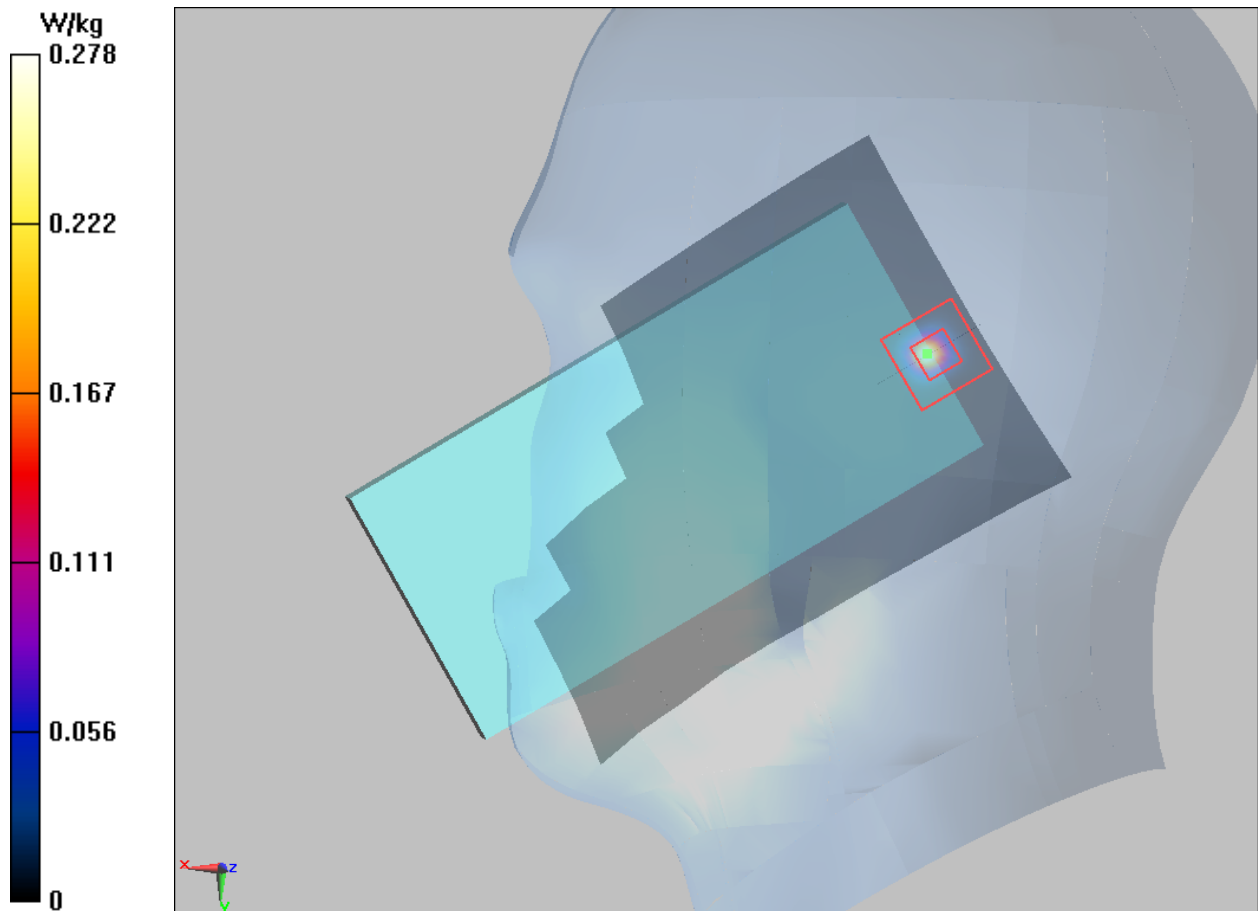
Right Cheek CH149/Zoom Scan (7x7x11)/Cube 0: Measurement grid: $dx=4\text{mm}$, $dy=4\text{mm}$, $dz=2\text{mm}$

Reference Value = 3.023 V/m ; Power Drift = 0.063 dB

Peak SAR (extrapolated) = 0.654 W/kg

SAR(1 g) = 0.152 W/kg ; SAR(10 g) = 0.028 W/kg

Maximum value of SAR (measured) = 0.278 W/kg



Plot 176 802.11a U-NII-3 Back Side CH149 (REC Off, Distance 15mm)

Date: 9/29/2017

Communication System: UID 0, 802.11a (0); Frequency: 5745 MHz; Duty Cycle: 1:1

Medium parameters used: $f = 5745$ MHz; $\sigma = 6.06$ S/m; $\epsilon_r = 47.742$; $\rho = 1000$ kg/m³

Ambient Temperature: 22.3 °C Liquid Temperature: 21.5°C

Phantom section: Flat Section

DASY5 Configuration:

Sensor-Surface: 1.4mm (Mechanical Surface Detection)

Probe: EX3DV4 - SN3677; ConvF(4.52, 4.52, 4.52); Calibrated: 1/23/2017;

Electronics: DAE4 Sn1291; Calibrated: 1/19/2017

Phantom: SAM 2; Type: SAM;

Measurement SW: DASY52, Version 52.8 (8); SEMCAD X Version 14.6.10 (7331)

Back Side CH149/Area Scan (111x181x1): Interpolated grid: dx=10mm, dy=10mm

Maximum value of SAR (interpolated) = 0.077 W/kg

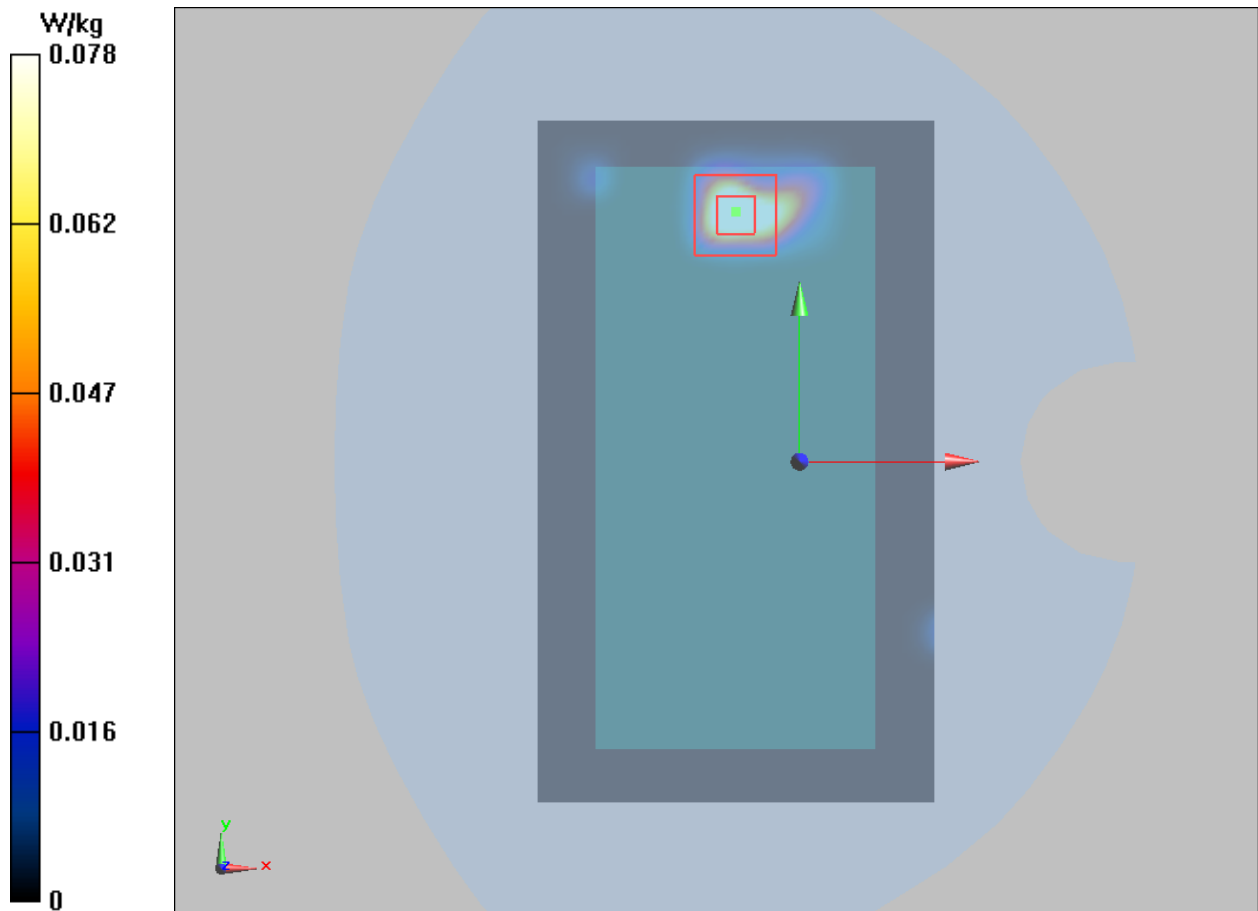
Back Side CH149/Zoom Scan (7x7x11)/Cube 0: Measurement grid: dx=4mm, dy=4mm, dz=2mm

Reference Value = 0.2632 V/m; Power Drift = 0.051 dB

Peak SAR (extrapolated) = 0.357 W/kg

SAR(1 g) = 0.072 W/kg; SAR(10 g) = 0.019 W/kg

Maximum value of SAR (measured) = 0.078 W/kg



Plot 177 802.11a U-NII-3 Back Side CH149 (REC Off, Distance 10mm)

Date: 9/29/2017

Communication System: UID 0, 802.11a (0); Frequency: 5745 MHz; Duty Cycle: 1:1

Medium parameters used: $f = 5745$ MHz; $\sigma = 6.06$ S/m; $\epsilon_r = 47.742$; $\rho = 1000$ kg/m³

Ambient Temperature: 22.3 °C Liquid Temperature: 21.5 °C

Phantom section: Flat Section

DASY5 Configuration:

Sensor-Surface: 1.4mm (Mechanical Surface Detection)

Probe: EX3DV4 - SN3677; ConvF(4.52, 4.52, 4.52); Calibrated: 1/23/2017;

Electronics: DAE4 Sn1291; Calibrated: 1/19/2017

Phantom: SAM 2; Type: SAM;

Measurement SW: DASY52, Version 52.8 (8); SEMCAD X Version 14.6.10 (7331)

Back Side CH149/Area Scan (111x181x1): Interpolated grid: dx=10mm, dy=10mm

Maximum value of SAR (interpolated) = 0.097 W/kg

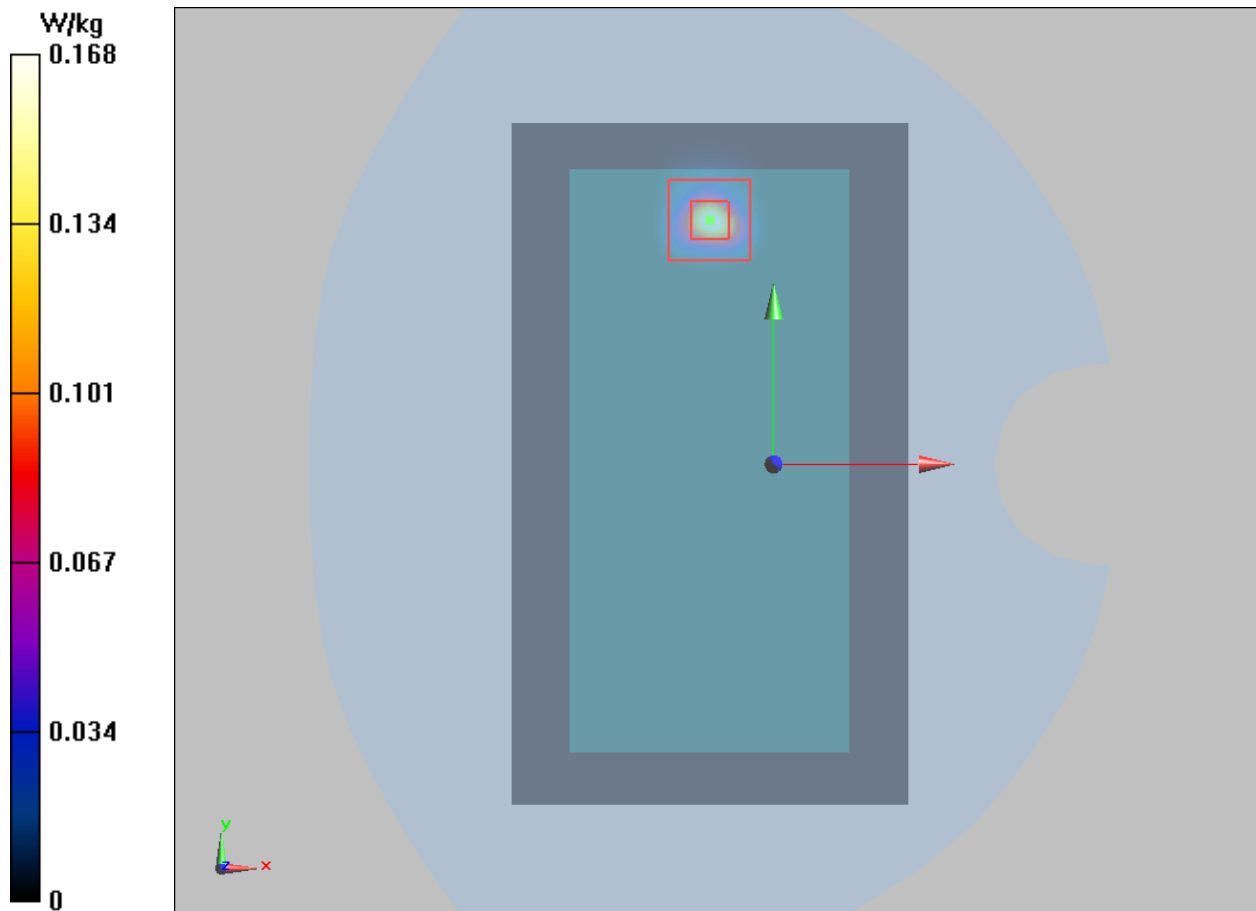
Back Side CH149/Zoom Scan (7x7x11)/Cube 0: Measurement grid: dx=4mm, dy=4mm, dz=2mm

Reference Value = 0.2349 V/m; Power Drift = -0.042 dB

Peak SAR (extrapolated) = 0.537 W/kg

SAR(1 g) = 0.110 W/kg; SAR(10 g) = 0.025 W/kg

Maximum value of SAR (measured) = 0.168 W/kg



Wi-Fi 5G, CDD/MIMO Mode**Plot 178 802.11a U-NII-2A Left Cheek CH56 (REC On)**

Date: 10/27/2018

Communication System: UID 0, 802.11a (0); Frequency: 5320 MHz; Duty Cycle: 1:1

Medium parameters used: $f = 5320$ MHz; $\sigma = 4.84$ S/m; $\epsilon_r = 35.77$; $\rho = 1000$ kg/m³

Ambient Temperature: 22.3 °C Liquid Temperature: 21.5 °C

Phantom section: Left Section

DASY5 Configuration:

Sensor-Surface: 1.4mm (Mechanical Surface Detection)

Probe: EX3DV4 - SN3677; ConvF(5.60, 5.60, 5.60); Calibrated: 5/29/2018;

Electronics: DAE4 SN1317; Calibrated: 3/23/2018

Phantom: SAM1; Type: SAM; Serial: TP-1534

Measurement SW: DASY52, Version 52.8 (8); SEMCAD X Version 14.6.10 (7331)

Left Cheek CH56/Area Scan (111x181x1): Interpolated grid: dx=10mm, dy=10mm

Maximum value of SAR (interpolated) = 0.288 W/kg

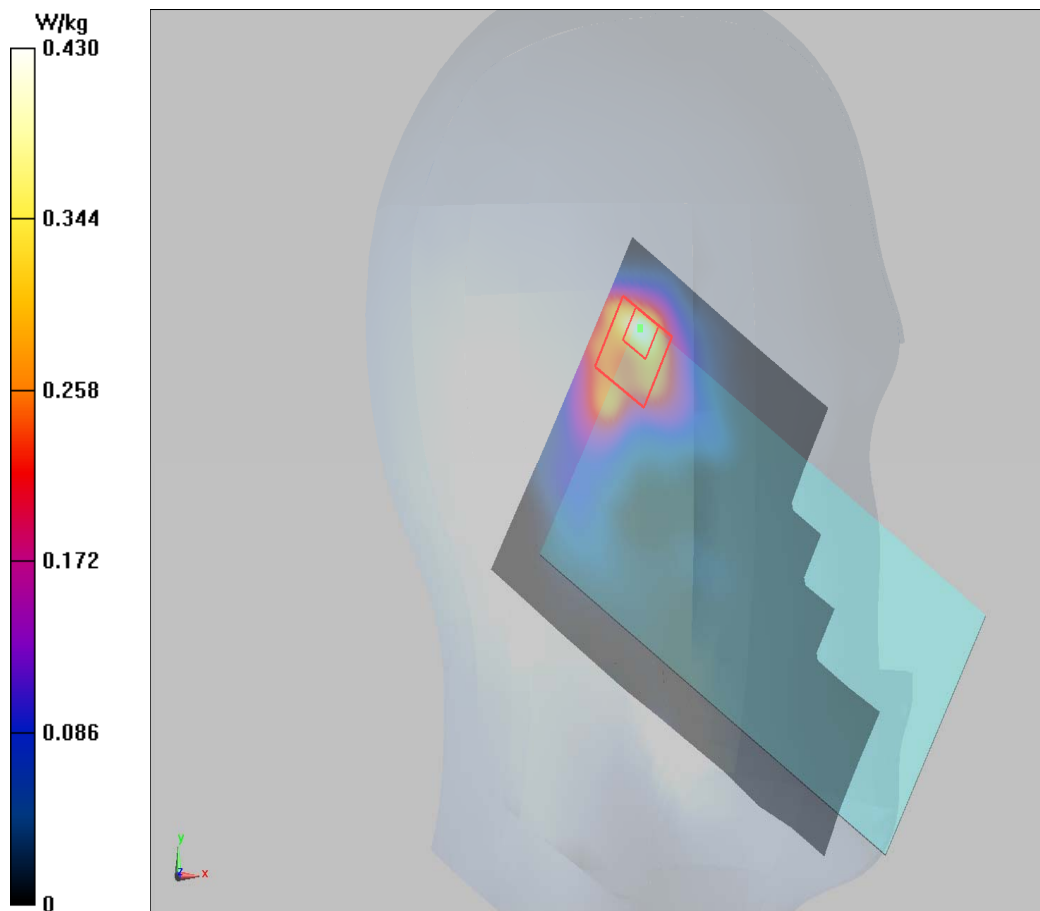
Left Cheek CH56/Zoom Scan (7x7x11)/Cube 0: Measurement grid: dx=4mm, dy=4mm, dz=2mm

Reference Value = 7.810 V/m; Power Drift = 0.029dB

Peak SAR (extrapolated) = 0.760 W/kg

SAR(1 g) = 0.310 W/kg; SAR(10 g) = 0.082 W/kg

Maximum value of SAR (measured) = 0.430 W/kg



Plot 179 802.11a U-NII-2A Back Side CH52 (REC Off, Distance 15mm)

Date: 10/27/2018

Communication System: UID 0, 802.11a (0); Frequency: 5260 MHz; Duty Cycle: 1:1

Medium parameters used: $f = 5260$ MHz; $\sigma = 5.435$ S/m; $\epsilon_r = 46.681$; $\rho = 1000$ kg/m³

Ambient Temperature: 22.3 °C Liquid Temperature: 21.5 °C

Phantom section: Flat Section

DASY5 Configuration:

Sensor-Surface: 1.4mm (Mechanical Surface Detection)

Probe: EX3DV4 - SN3677; ConvF(5.04, 5.04, 5.04); Calibrated: 5/29/2018;

Electronics: DAE4 SN1317; Calibrated: 3/23/2018

Phantom: SAM1; Type: SAM; Serial: TP-1534

Measurement SW: DASY52, Version 52.8 (8); SEMCAD X Version 14.6.10 (7331)

Back Side CH52/Area Scan (111x181x1): Interpolated grid: dx=10mm, dy=10mm

Maximum value of SAR (interpolated) = 0.116 W/kg

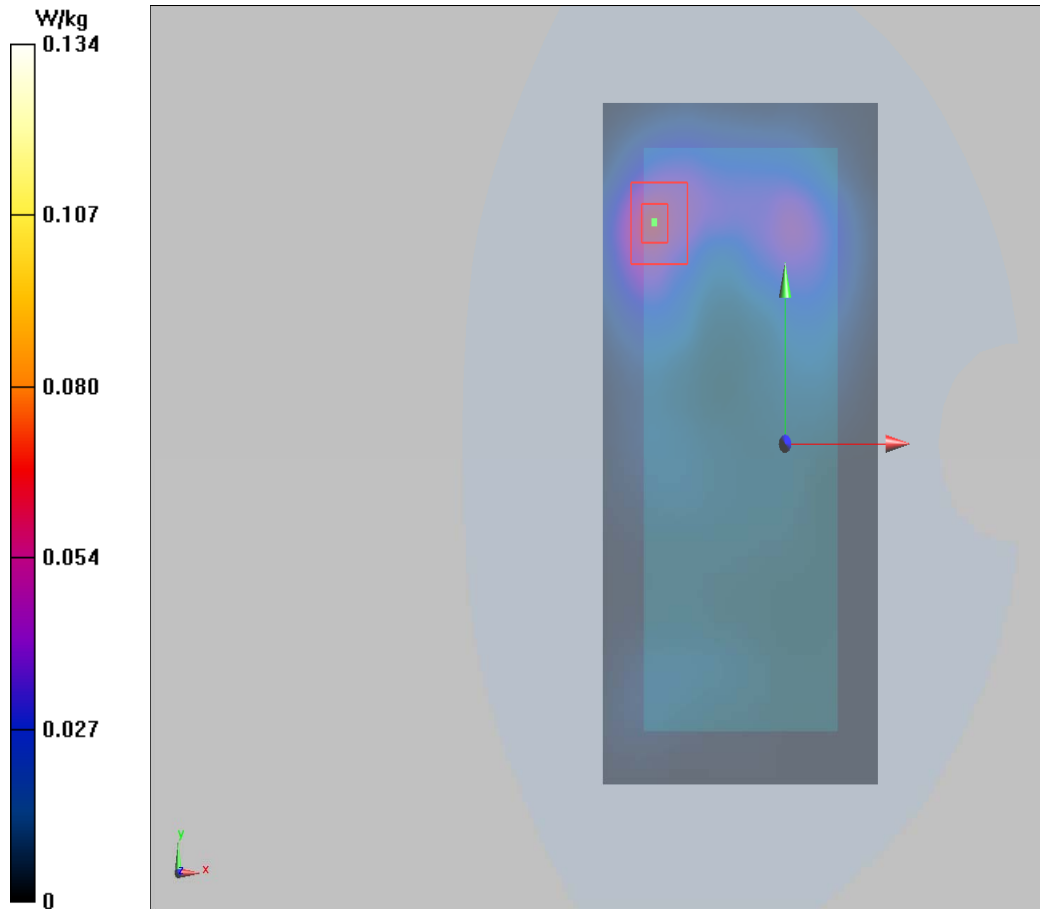
Back Side CH52/Zoom Scan (7x7x11)/Cube 0: Measurement grid: dx=4mm, dy=4mm, dz=2mm

Reference Value = 0.320 V/m; Power Drift = 0.050 dB

Peak SAR (extrapolated) = 0.317 W/kg

SAR(1 g) = 0.114 W/kg; SAR(10 g) = 0.040 W/kg

Maximum value of SAR (measured) = 0.134 W/kg



Plot 180 802.11a U-NII-2A Back Side CH52 (REC Off, Distance 0mm)

Date: 10/27/2018

Communication System: UID 0, 802.11a (0); Frequency: 5260 MHz; Duty Cycle: 1:1

Medium parameters used: $f = 5260$ MHz; $\sigma = 5.435$ S/m; $\epsilon_r = 46.681$; $\rho = 1000$ kg/m³

Ambient Temperature: 22.3 °C Liquid Temperature: 21.5 °C

Phantom section: Flat Section

DASY5 Configuration:

Sensor-Surface: 1.4mm (Mechanical Surface Detection)

Probe: EX3DV4 - SN3677; ConvF(5.04, 5.04, 5.04); Calibrated: 5/29/2018;

Electronics: DAE4 SN1317; Calibrated: 3/23/2018

Phantom: SAM1; Type: SAM; Serial: TP-1534

Measurement SW: DASY52, Version 52.8 (8); SEMCAD X Version 14.6.10 (7331)

Back Side CH52/Area Scan (111x181x1): Interpolated grid: dx=10mm, dy=10mm

Maximum value of SAR (interpolated) = 1.160 W/kg


Back Side CH52/Zoom Scan (7x7x11)/Cube 0: Measurement grid: dx=4mm, dy=4mm, dz=2mm

Reference Value = 6.810 V/m; Power Drift = -0.070 dB

Peak SAR (extrapolated) = 3.380 W/kg

SAR(1 g) = 1.140 W/kg; SAR(10 g) = 0.328 W/kg

Maximum value of SAR (measured) = 1.710 W/kg



Plot 181 802.11a U-NII-1 Back Side CH36 (REC Off, Distance 10mm)

Date: 10/27/2018

Communication System: UID 0, 802.11a (0); Frequency: 5180 MHz; Duty Cycle: 1:1

Medium parameters used: $f = 5180$ MHz; $\sigma = 5.29$ S/m; $\epsilon_r = 48.113$; $\rho = 1000$ kg/m³

Ambient Temperature: 22.3 °C Liquid Temperature: 21.5 °C

Phantom section: Flat Section

DASY5 Configuration:

Sensor-Surface: 1.4mm (Mechanical Surface Detection)

Probe: EX3DV4 - SN3677; ConvF(5.04, 5.04, 5.04); Calibrated: 5/29/2018;

Electronics: DAE4 SN1317; Calibrated: 3/23/2018

Phantom: SAM1; Type: SAM; Serial: TP-1534

Measurement SW: DASY52, Version 52.8 (8); SEMCAD X Version 14.6.10 (7331)

Back Side CH36/Area Scan (111x181x1): Interpolated grid: dx=10mm, dy=10mm

Maximum value of SAR (interpolated) = 0.106 W/kg

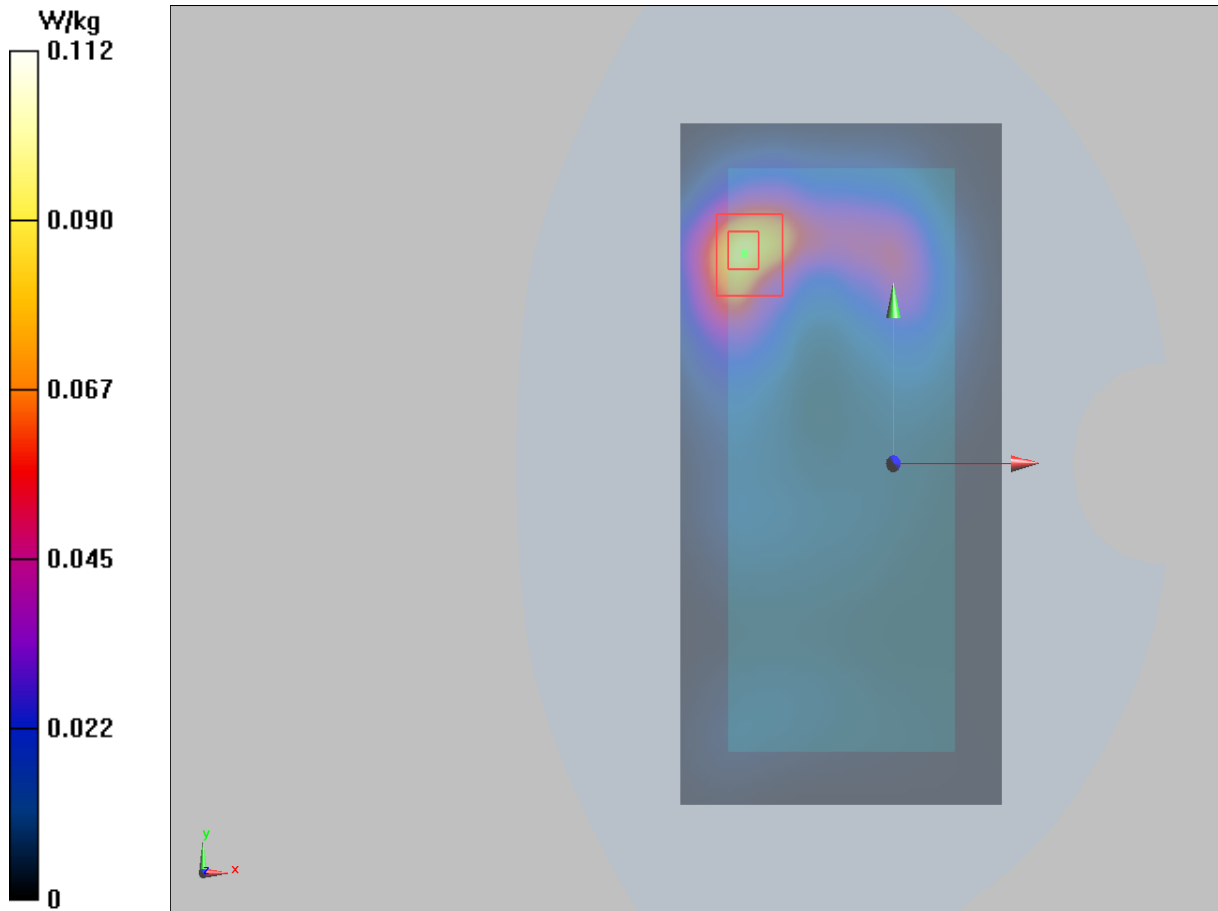
Back Side CH36/Zoom Scan (7x7x11)/Cube 0: Measurement grid: dx=4mm, dy=4mm, dz=2mm

Reference Value = 0.882 V/m; Power Drift = 0.120 dB

Peak SAR (extrapolated) = 0.133 W/kg

SAR(1 g) = 0.103 W/kg; SAR(10 g) = 0.046 W/kg

Maximum value of SAR (measured) = 0.112 W/kg



Plot 182 802.11a U-NII-2C Right Cheek CH132 (REC On)

Date: 10/28/2018

Communication System: UID 0, 802.11a (0); Frequency: 5660 MHz; Duty Cycle: 1:1

Medium parameters used: $f = 5660$ MHz; $\sigma = 5.29$ S/m; $\epsilon_r = 34.92$; $\rho = 1000$ kg/m³

Ambient Temperature: 22.3 °C Liquid Temperature: 21.5 °C

Phantom section: Right Section

DASY5 Configuration:

Sensor-Surface: 1.4mm (Mechanical Surface Detection)

Probe: EX3DV4 - SN3677; ConvF(4.87, 4.87, 4.87); Calibrated: 5/29/2018;

Electronics: DAE4 SN1317; Calibrated: 3/23/2018

Phantom: SAM1; Type: SAM; Serial: TP-1534

Measurement SW: DASY52, Version 52.8 (8); SEMCAD X Version 14.6.10 (7331)

Right Cheek CH132/Area Scan (111x181x1): Interpolated grid: dx=10mm, dy=10mm

Maximum value of SAR (interpolated) = 0.317 W/kg

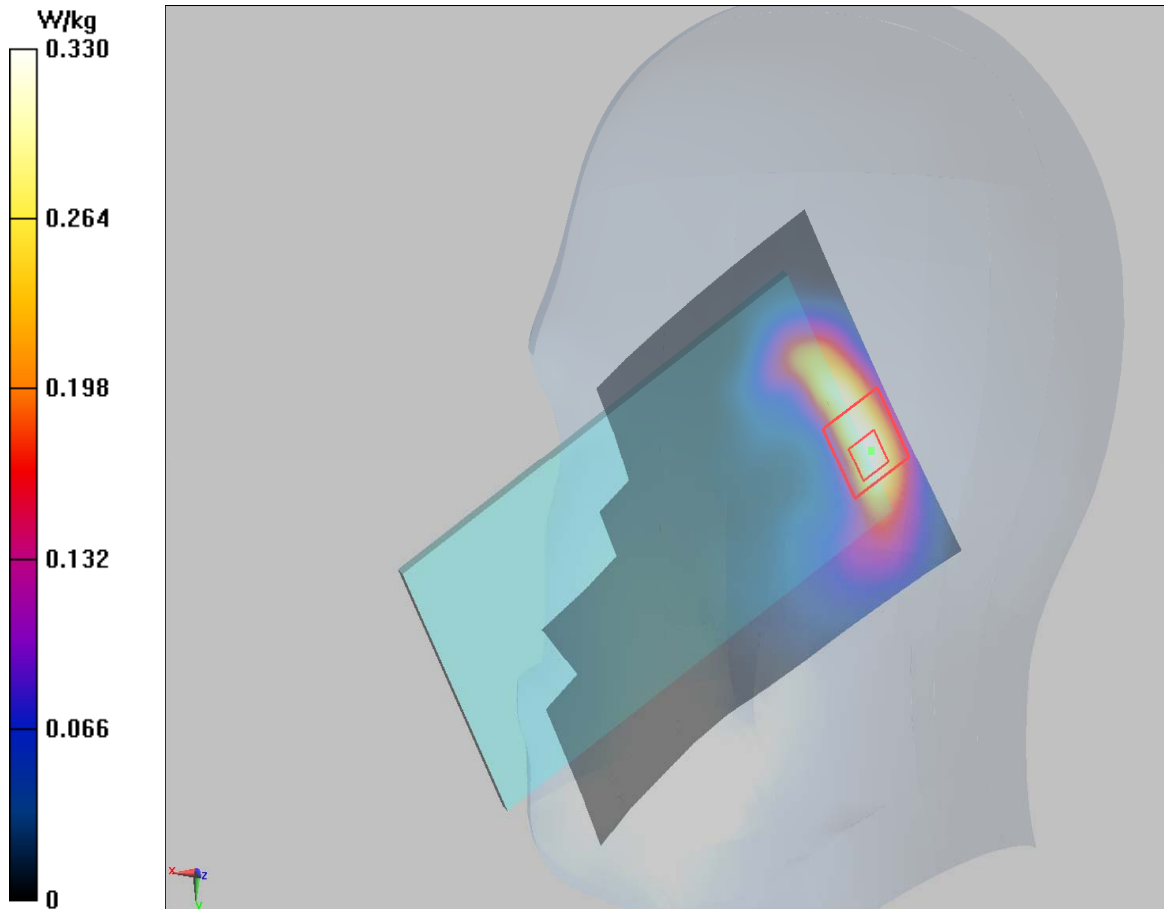
Right Cheek CH132/Zoom Scan (7x7x11)/Cube 0: Measurement grid: dx=4mm, dy=4mm, dz=2mm

Reference Value = 4.150 V/m; Power Drift = -0.036 dB

Peak SAR (extrapolated) = 0.640 W/kg

SAR(1 g) = 0.301 W/kg; SAR(10 g) = 0.091 W/kg

Maximum value of SAR (measured) = 0.330 W/kg



Plot 183 802.11a U-NII-2C Back Side CH116 (REC Off, Distance 15mm)

Date: 10/28/2018

Communication System: UID 0, 802.11a (0); Frequency: 5580 MHz; Duty Cycle: 1:1

Medium parameters used: $f = 5580 \text{ MHz}$; $\sigma = 5.92 \text{ S/m}$; $\epsilon_r = 47.55$; $\rho = 1000 \text{ kg/m}^3$

Ambient Temperature: $22.3 \text{ }^\circ\text{C}$ Liquid Temperature: $21.5 \text{ }^\circ\text{C}$

Phantom section: Flat Section

DASY5 Configuration:

Sensor-Surface: 1.4mm (Mechanical Surface Detection)

Probe: EX3DV4 - SN3677; ConvF(4.27, 4.27, 4.27); Calibrated: 5/29/2018;

Electronics: DAE4 SN1317; Calibrated: 3/23/2018

Phantom: SAM1; Type: SAM; Serial: TP-1534

Measurement SW: DASY52, Version 52.8 (8); SEMCAD X Version 14.6.10 (7331)

Back Side CH116/Area Scan (111x181x1): Interpolated grid: $dx=10\text{mm}$, $dy=10\text{mm}$

Maximum value of SAR (interpolated) = 0.335 W/kg

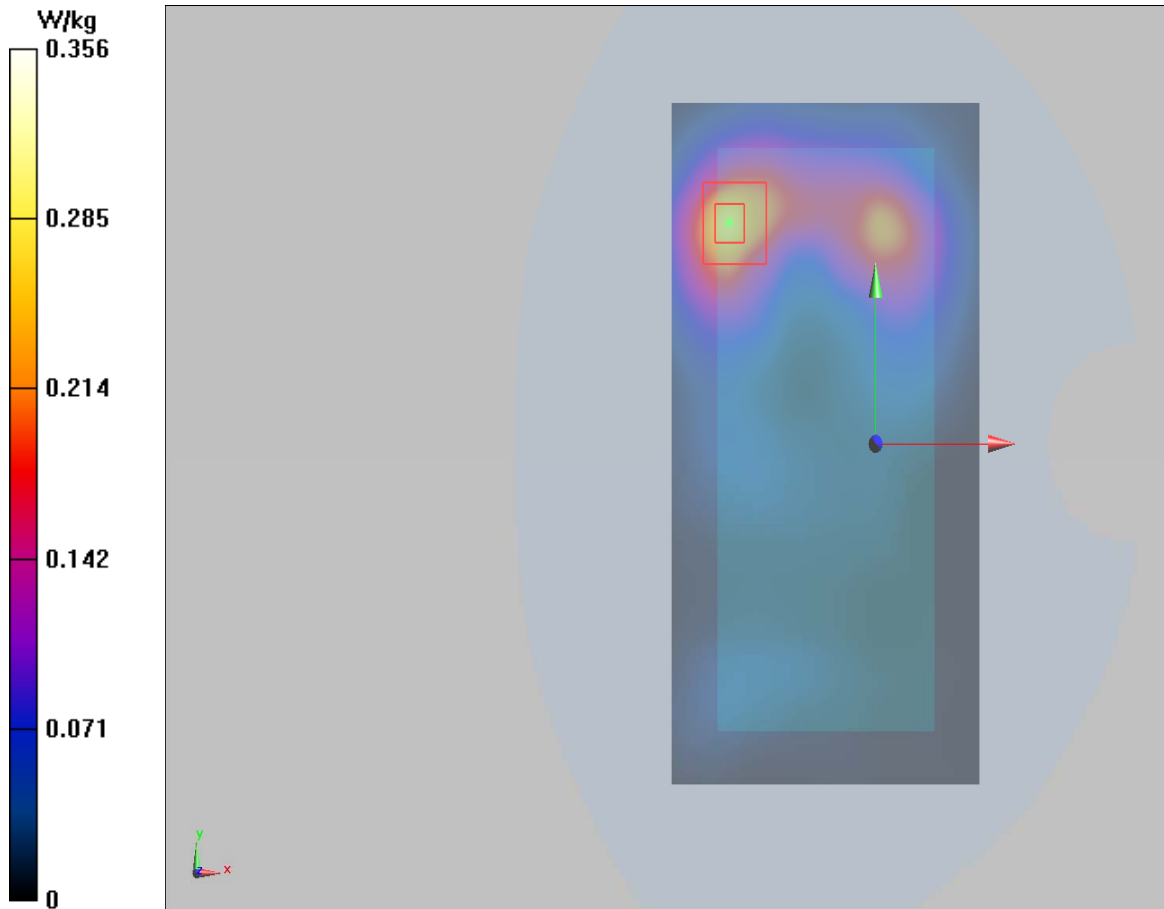
Back Side CH116/Zoom Scan (7x7x11)/Cube 0: Measurement grid: $dx=4\text{mm}$, $dy=4\text{mm}$, $dz=2\text{mm}$

Reference Value = 4.37 V/m ; Power Drift = -0.046dB

Peak SAR (extrapolated) = 0.698 W/kg

SAR(1 g) = 0.308 W/kg ; SAR(10 g) = 0.096 W/kg

Maximum value of SAR (measured) = 0.356 W/kg



Plot 184 802.11a U-NII-2C Back Side CH116 (REC Off, Distance 0mm)

Date: 10/28/2018

Communication System: UID 0, 802.11a (0); Frequency: 5580 MHz; Duty Cycle: 1:1

Medium parameters used: $f = 5580$ MHz; $\sigma = 5.92$ S/m; $\epsilon_r = 47.55$; $\rho = 1000$ kg/m³

Ambient Temperature: 22.3 °C Liquid Temperature: 21.5 °C

Phantom section: Flat Section

DASY5 Configuration:

Sensor-Surface: 1.4mm (Mechanical Surface Detection)

Probe: EX3DV4 - SN3677; ConvF(4.27, 4.27, 4.27); Calibrated: 5/29/2018;

Electronics: DAE4 SN1317; Calibrated: 3/23/2018

Phantom: SAM1; Type: SAM; Serial: TP-1534

Measurement SW: DASY52, Version 52.8 (8); SEMCAD X Version 14.6.10 (7331)

Back Side CH116/Area Scan (111x181x1): Interpolated grid: dx=10mm, dy=10mm

Maximum value of SAR (interpolated) = 1.690 W/kg


Back Side CH116/Zoom Scan (7x7x11)/Cube 0: Measurement grid: dx=4mm, dy=4mm, dz=2mm

Reference Value = 7.560 V/m; Power Drift = 0.050 dB

Peak SAR (extrapolated) = 4.12 W/kg

SAR(1 g) = 1.580 W/kg; SAR(10 g) = 0.379 W/kg

Maximum value of SAR (measured) = 1.980 W/kg



Plot 185 802.11a U-NII-3 Right Cheek CH157 (REC On)

Date: 10/29/2018

Communication System: UID 0, 802.11ac (0); Frequency: 5785 MHz; Duty Cycle: 1:1

Medium parameters used: $f = 5785$ MHz; $\sigma = 5.44$ S/m; $\epsilon_r = 34.59$; $\rho = 1000$ kg/m³

Ambient Temperature: 22.3 °C Liquid Temperature: 21.5 °C

Phantom section: Right Section

DASY5 Configuration:

Sensor-Surface: 1.4mm (Mechanical Surface Detection)

Probe: EX3DV4 - SN3677; ConvF(4.99, 4.99, 4.99); Calibrated: 5/29/2018;

Electronics: DAE4 SN1317; Calibrated: 3/23/2018

Phantom: SAM1; Type: SAM; Serial: TP-1534

Measurement SW: DASY52, Version 52.8 (8); SEMCAD X Version 14.6.10 (7331)

Right cheek CH157/Area Scan (111x181x1): Interpolated grid: dx=10mm, dy=10mm

Maximum value of SAR (interpolated) = 0.298 W/kg

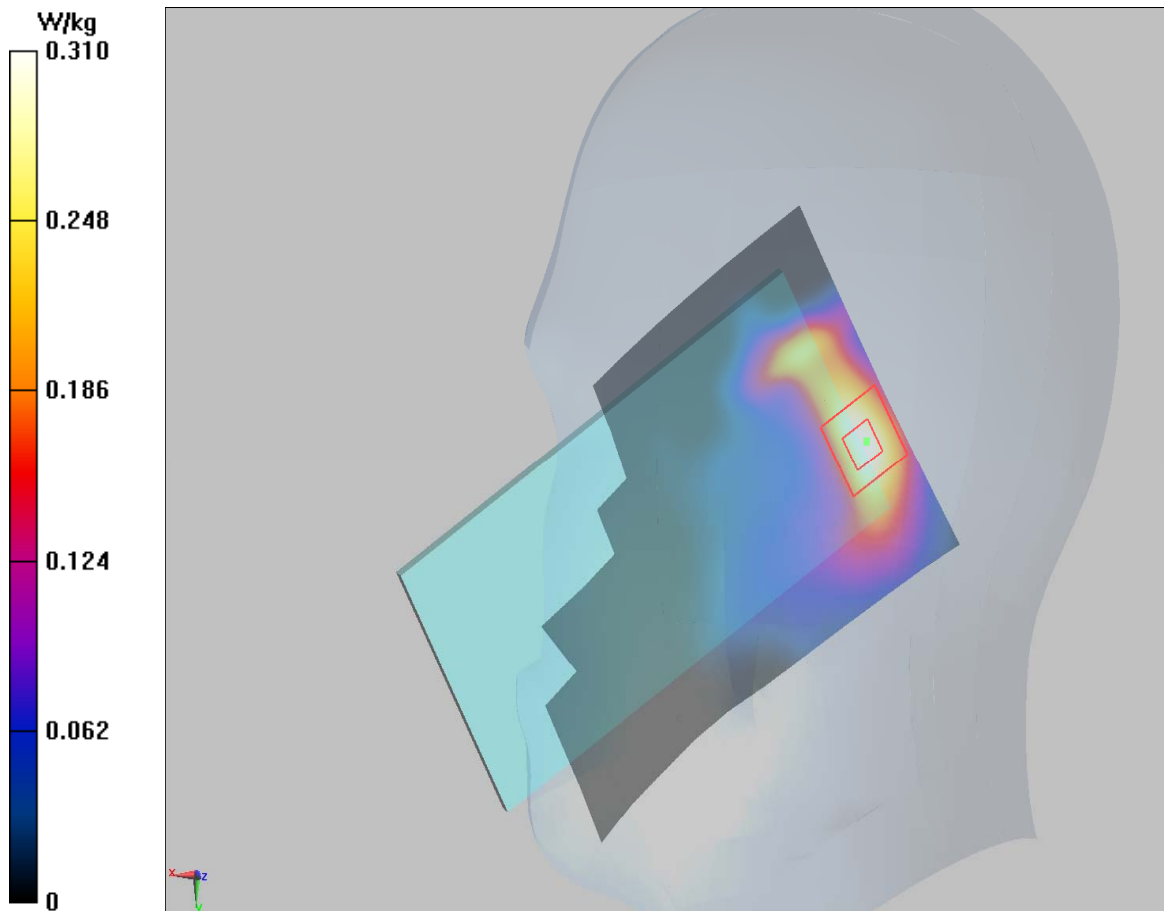
Right cheek CH157/Zoom Scan (7x7x11)/Cube 0: Measurement grid: dx=4mm, dy=4mm, dz=2mm

Reference Value = 3.240 V/m; Power Drift = 0.041 dB

Peak SAR (extrapolated) = 0.596 W/kg

SAR(1 g) = 0.282 W/kg; SAR(10 g) = 0.080 W/kg

Maximum value of SAR (measured) = 0.310 W/kg



Plot 186 802.11a U-NII-3 Back Side CH165 (REC Off, Distance 15mm)

Date: 10/29/2018

Communication System: UID 0, 802.11a (0); Frequency: 5825 MHz; Duty Cycle: 1:1

Medium parameters used: $f = 5825 \text{ MHz}$; $\sigma = 6.17 \text{ S/m}$; $\epsilon_r = 47.50$; $\rho = 1000 \text{ kg/m}^3$

Ambient Temperature: $22.3 \text{ }^\circ\text{C}$ Liquid Temperature: $21.5 \text{ }^\circ\text{C}$

Phantom section: Flat Section

DASY5 Configuration:

Sensor-Surface: 1.4mm (Mechanical Surface Detection)

Probe: EX3DV4 - SN3677; ConvF(4.43, 4.43, 4.43); Calibrated: 5/29/2018;

Electronics: DAE4 SN1317; Calibrated: 3/23/2018

Phantom: SAM1; Type: SAM; Serial: TP-1534

Measurement SW: DASY52, Version 52.8 (8); SEMCAD X Version 14.6.10 (7331)

Back Side CH165/Area Scan (111x181x1): Interpolated grid: $dx=10\text{mm}$, $dy=10\text{mm}$

Maximum value of SAR (interpolated) = 0.197 W/kg

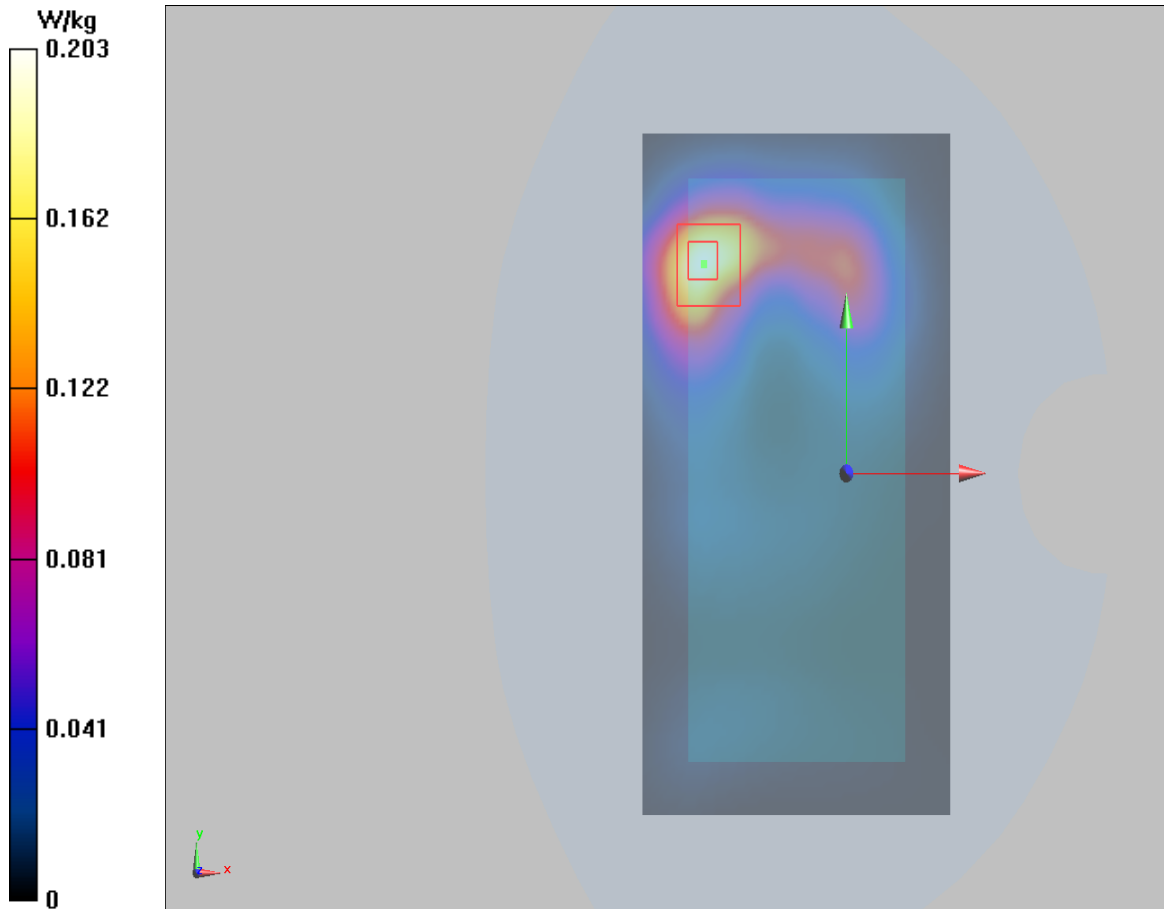
Back Side CH165/Zoom Scan (7x7x11)/Cube 0: Measurement grid: $dx=4\text{mm}$, $dy=4\text{mm}$, $dz=2\text{mm}$

Reference Value = 2.120 V/m ; Power Drift = -0.150 dB

Peak SAR (extrapolated) = 0.422 W/kg

SAR(1 g) = 0.185 W/kg ; SAR(10 g) = 0.078 W/kg

Maximum value of SAR (measured) = 0.203 W/kg



Plot 187 802.11a U-NII-3 Back Side CH165 (REC Off, Distance 10mm)

Date: 10/29/2018

Communication System: UID 0, 802.11a (0); Frequency: 5825 MHz; Duty Cycle: 1:1

Medium parameters used: $f = 5825 \text{ MHz}$; $\sigma = 6.174 \text{ S/m}$; $\epsilon_r = 47.504$; $\rho = 1000 \text{ kg/m}^3$

Ambient Temperature: $22.3 \text{ }^\circ\text{C}$ Liquid Temperature: $21.5 \text{ }^\circ\text{C}$

Phantom section: Flat Section

DASY5 Configuration:

Sensor-Surface: 1.4mm (Mechanical Surface Detection)

Probe: EX3DV4 - SN3677; ConvF(4.43, 4.43, 4.43); Calibrated: 5/29/2018;

Electronics: DAE4 SN1317; Calibrated: 3/23/2018

Phantom: SAM1; Type: SAM; Serial: TP-1534

Measurement SW: DASY52, Version 52.8 (8); SEMCAD X Version 14.6.10 (7331)

Back Side CH165/Area Scan (111x181x1): Interpolated grid: $dx=10\text{mm}$, $dy=10\text{mm}$

Maximum value of SAR (interpolated) = 0.174 W/kg

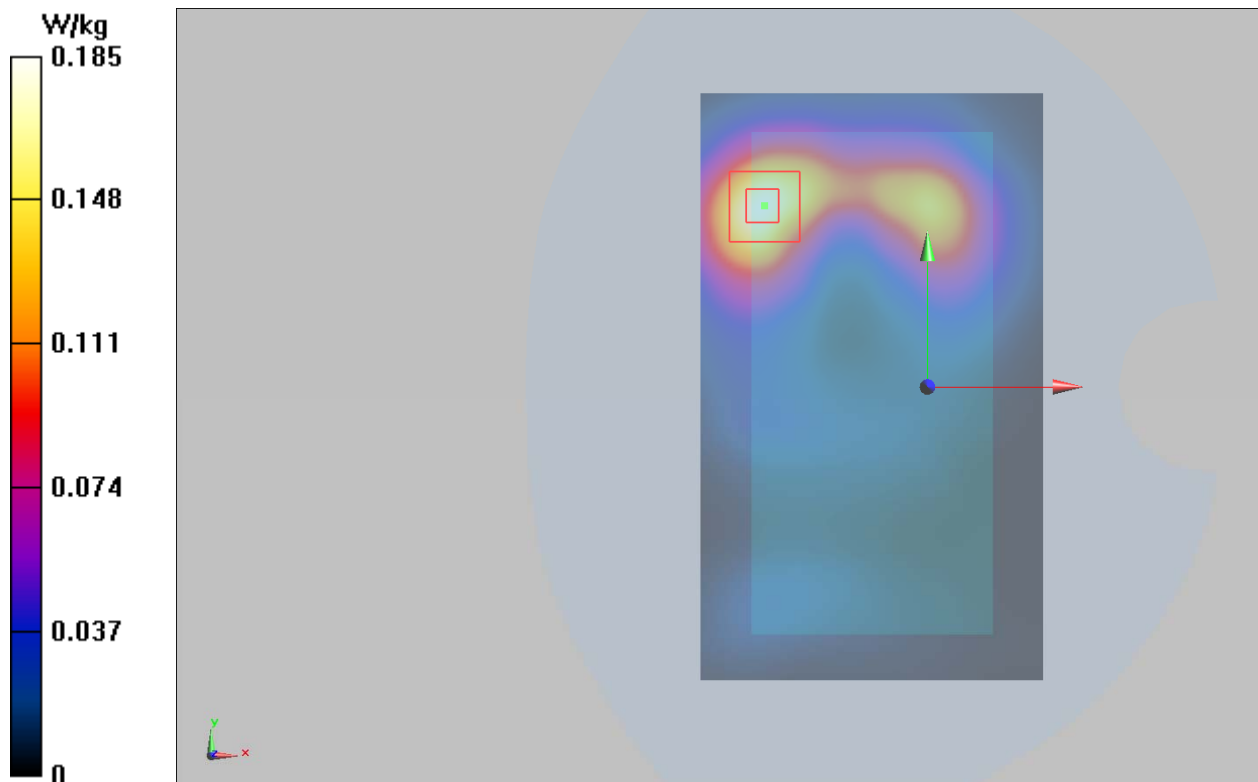
Back Side CH165/Zoom Scan (7x7x11)/Cube 0: Measurement grid: $dx=4\text{mm}$, $dy=4\text{mm}$, $dz=2\text{mm}$

Reference Value = 2.10 V/m ; Power Drift = 0.060 dB

Peak SAR (extrapolated) = 0.406 W/kg

SAR(1 g) = 0.163 W/kg ; SAR(10 g) = 0.070 W/kg

Maximum value of SAR (measured) = 0.185 W/kg



Plot 188 BT Left Cheek Middle (REC On)

Date: 9/27/2017

Communication System: UID 0, Bluetooth (0); Frequency: 2441 MHz; Duty Cycle: 1:1

Medium parameters used: $f = 2441$ MHz; $\sigma = 1.833$ S/m; $\epsilon_r = 40.901$; $\rho = 1000$ kg/m³

Ambient Temperature: 22.3 °C Liquid Temperature: 21.5 °C

Phantom section: Left Section

DASY5 Configuration:

Sensor-Surface: 4mm (Mechanical Surface Detection)

Probe: EX3DV4 – SN7351; ConvF(7.64, 7.64, 7.64); Calibrated: 12/20/2016;

Electronics: DAE4 - SD 000 D04 BK - SN918; Calibrated: 6/26/2017

Phantom: SAM 2; Type: SAM;

Measurement SW: DASY52, Version 52.8 (8); SEMCAD X Version 14.6.10 (7331)

Left Cheek Middle/Area Scan (91x151x1): Interpolated grid: dx=12mm, dy=12mm

Maximum value of SAR (interpolated) = 0.342 W/kg

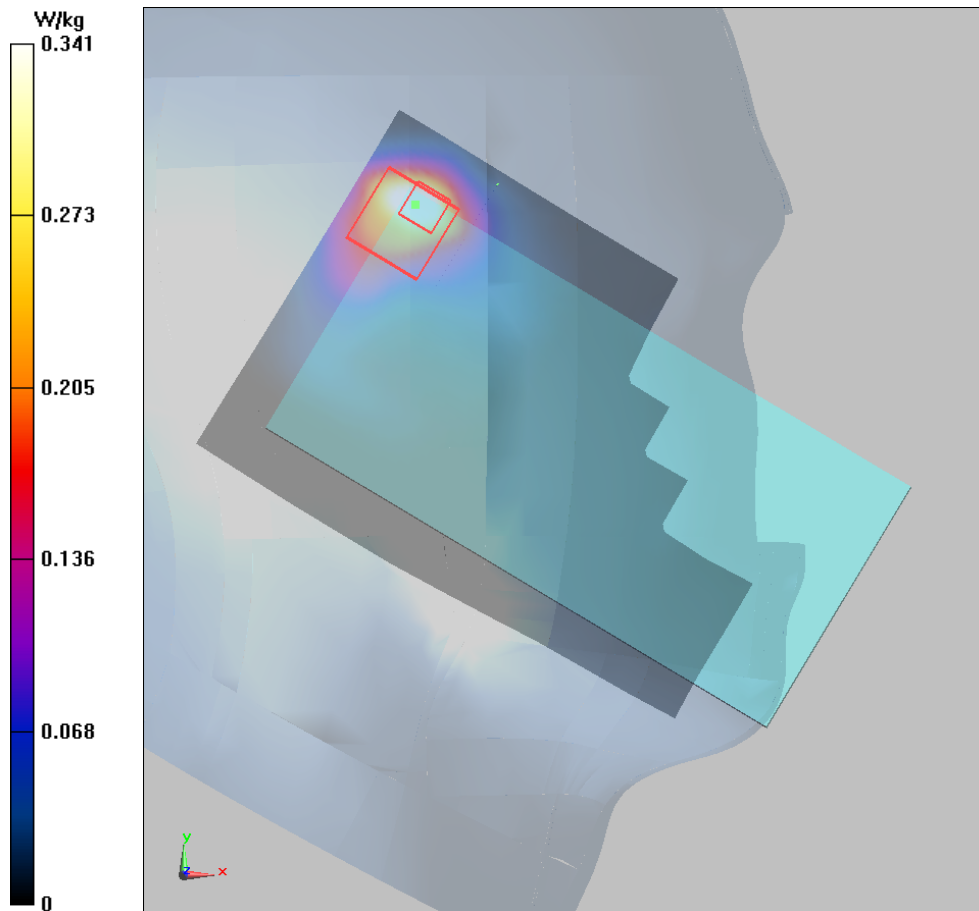
Left Cheek Middle/Zoom Scan (7x7x7)/Cube 0: Measurement grid: dx=5mm, dy=5mm, dz=5mm

Reference Value = 5.11 V/m; Power Drift = 0.03dB

Peak SAR (extrapolated) = 0.822 W/kg

SAR(1 g) = 0.291 W/kg; SAR(10 g) = 0.130 W/kg

Maximum value of SAR (measured) = 0.341 W/kg



Plot 189 BT Front Side Middle (REC Off, Distance 10mm)

Date: 9/28/2017

Communication System: UID 0, Bluetooth (0); Frequency: 2441 MHz; Duty Cycle: 1:1

Medium parameters used: $f = 2441$ MHz; $\sigma = 1.948$ S/m; $\epsilon_r = 51.675$; $\rho = 1000$ kg/m³

Ambient Temperature: 22.3 °C Liquid Temperature: 21.5 °C

Phantom section: Flat Section

DASY5 Configuration:

Sensor-Surface: 4mm (Mechanical Surface Detection)

Probe: EX3DV4 - SN7351; ConvF(7.73, 7.73, 7.73); Calibrated: 12/20/2016;

Electronics: DAE4 - SD 000 D04 BK - SN918; Calibrated: 6/26/2017

Phantom: SAM 2; Type: SAM;

Measurement SW: DASY52, Version 52.8 (8); SEMCAD X Version 14.6.10 (7331)

Front Side Middle/Area Scan (91x151x1): Interpolated grid: dx=12mm, dy=12mm

Maximum value of SAR (interpolated) = 0.07 W/kg

Front Side Middle/Zoom Scan (7x7x7)/Cube 0: Measurement grid: dx=5mm, dy=5mm, dz=5mm

Reference Value = 0.833 V/m; Power Drift = -0.032 dB

Peak SAR (extrapolated) = 0.0940 W/kg

SAR(1 g) = 0.048 W/kg; SAR(10 g) = 0.022 W/kg

Maximum value of SAR (measured) = 0.057 W/kg

