

Plot 13 System Performance Check at 2450 MHz Head TSL

DUT: Dipole 2450 MHz; Type: D2450V2; Serial: D2450V2 - SN: 786

Date: 9/27/2017

Communication System: CW; Frequency: 2450 MHz; Duty Cycle: 1:1

Medium parameters used: $f = 2450$ MHz; $\sigma = 1.81$ mho/m; $\epsilon_r = 38.7$; $\rho = 1000$ kg/m³

Ambient Temperature: 22.3 °C Liquid Temperature: 21.5 °C

Phantom section: Flat Section

DASY5 Configuration:

Sensor-Surface: 4mm (Mechanical Surface Detection)

Probe: EX3DV4 – SN7351; ConvF(7.64, 7.64, 7.64); Calibrated: 12/20/2016;

Electronics: DAE4 - SD 000 D04 BK - SN918; Calibrated: 6/26/2017

Phantom: SAM1; Type: SAM; Serial: TP-1534

Measurement SW: DASY52, Version 52.8 (8); SEMCAD X Version 14.6.10 (7331)

d=10mm, Pin=250mW/Area Scan (41x71x1): Measurement grid: dx=12mm, dy=12mm

Maximum value of SAR (interpolated) = 21.11 mW/g

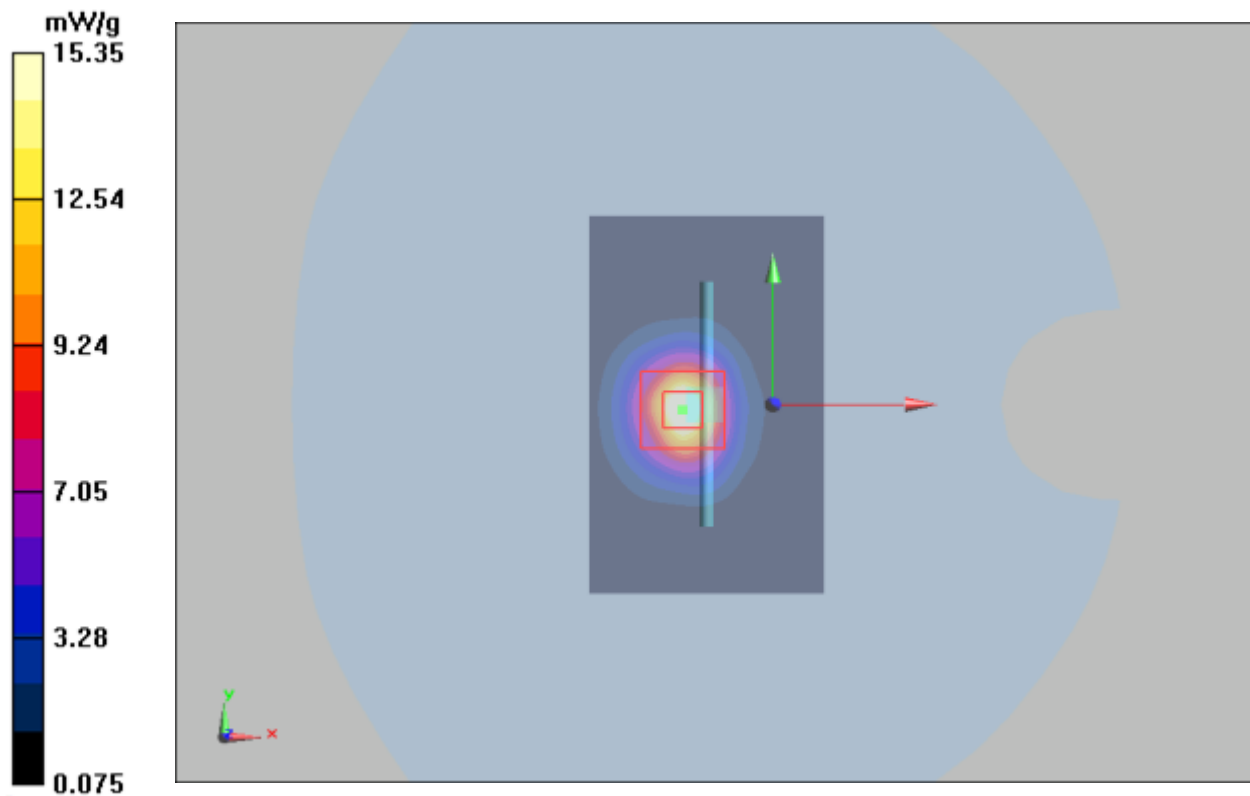
d=10mm, Pin=250mW/Zoom Scan (7x7x7)/Cube 0: Measurement grid: dx=5mm, dy=5mm, dz=5mm

Reference Value = 67.0 V/m; Power Drift = 0.06 dB

Peak SAR (extrapolated) = 28.0 W/kg

SAR(1 g) = 13.20 mW/g; SAR(10 g) = 6.47 mW/g

Maximum value of SAR (measured) = 15.35 mW/g



Plot14 System Performance Check at 2450 MHz Head TSL

DUT: Dipole 2450 MHz; Type: D2450V2; Serial: D2450V2 - SN: 786

Date: 10/26/2018

Communication System: CW; Frequency: 2450 MHz; Duty Cycle: 1:1

Medium parameters used: $f = 2450$ MHz; $\sigma = 1.81$ mho/m; $\epsilon_r = 38.6$; $\rho = 1000$ kg/m³

Ambient Temperature: 22.3 °C Liquid Temperature: 21.5 °C

Phantom section: Flat Section

DASY5 Configuration:

Sensor-Surface: 4mm (Mechanical Surface Detection)

Probe: EX3DV4 - SN3677; ConvF(7.57, 7.57, 7.57); Calibrated: 5/29/2018;

Electronics: DAE4 SN1317; Calibrated: 3/23/2018

Phantom: SAM1; Type: SAM; Serial: TP-1534

Measurement SW: DASY52, Version 52.8 (8); SEMCAD X Version 14.6.10 (7331)

d=10mm, Pin=250mW/Area Scan (41x71x1): Measurement grid: dx=12mm, dy=12mm

Maximum value of SAR (interpolated) = 18.2 mW/g

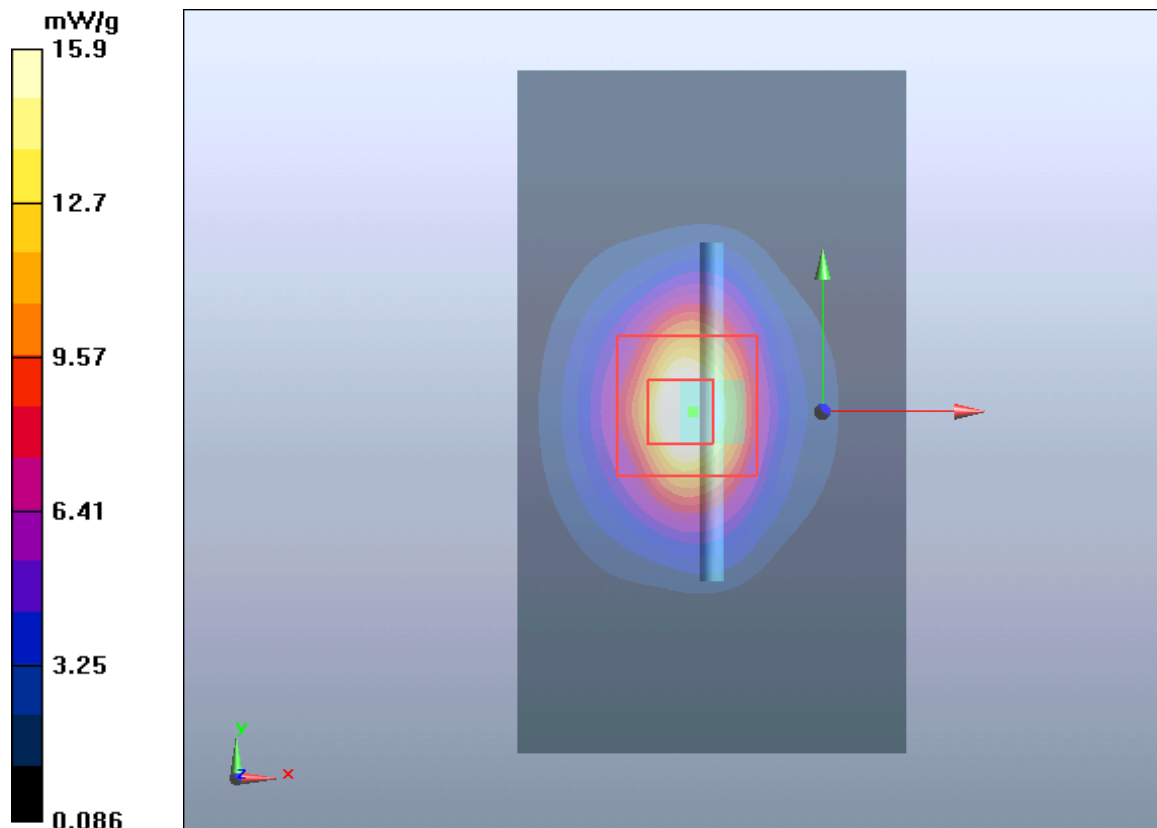
d=10mm, Pin=250mW/Zoom Scan (7x7x7)/Cube 0: Measurement grid: dx=5mm, dy=5mm, dz=5mm

Reference Value = 88.8 V/m; Power Drift = 0.075 dB

Peak SAR (extrapolated) = 30 W/kg

SAR(1 g) = 13.7 mW/g; SAR(10 g) = 6.22 mW/g

Maximum value of SAR (measured) = 15.9 mW/g



Plot 15 System Performance Check at 2450 MHz Body TSL

DUT: Dipole 2450 MHz; Type: D2450V2; Serial: D2450V2 - SN: 786

Date: 9/28/2017

Communication System: CW; Frequency: 2450 MHz; Duty Cycle: 1:1

Medium parameters used: $f = 2450$ MHz; $\sigma = 1.94$ mho/m; $\epsilon_r = 52.9$; $\rho = 1000$ kg/m³

Ambient Temperature: 22.3 °C Liquid Temperature: 21.5 °C

Phantom section: Flat Section

DASY5 Configuration:

Sensor-Surface: 4mm (Mechanical Surface Detection)

Probe: EX3DV4 - SN7351; ConvF(7.73, 7.73, 7.73); Calibrated: 12/20/2016;

Electronics: DAE4 - SD 000 D04 BK - SN918; Calibrated: 6/26/2017

Phantom: SAM1; Type: SAM; Serial: TP-1534

Measurement SW: DASY52, Version 52.8 (8); SEMCAD X Version 14.6.10 (7331)

d=10mm, Pin=250mW/Area Scan (41x71x1): Measurement grid: dx=12mm, dy=12mm

Maximum value of SAR (interpolated) = 16.21 mW/g

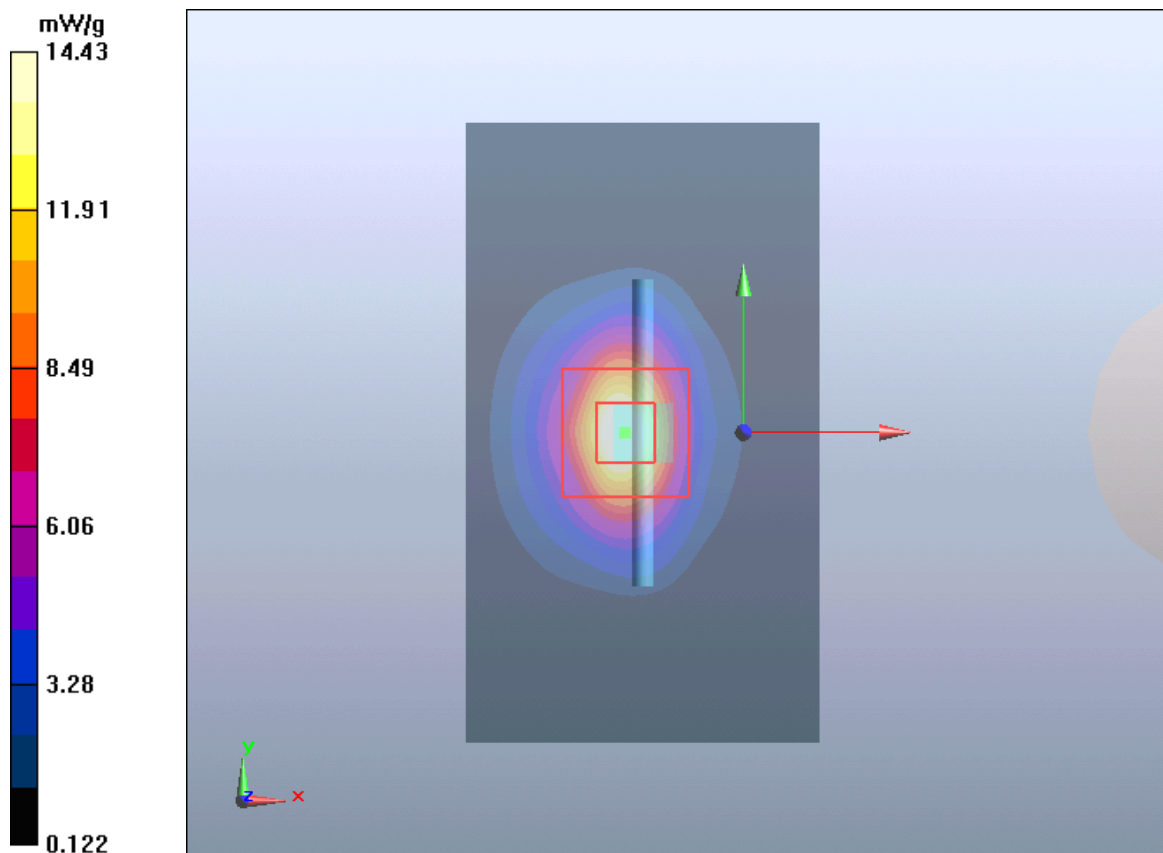
d=10mm, Pin=250mW/Zoom Scan (7x7x7)/Cube 0: Measurement grid: dx=5mm, dy=5mm, dz=5mm

Reference Value = 81.2 V/m; Power Drift = 0.031 dB

Peak SAR (extrapolated) = 25.4 W/kg

SAR(1 g) = 13.2 mW/g; SAR(10 g) = 6.27 mW/g

Maximum value of SAR (measured) = 14.43 mW/g



Plot16 System Performance Check at 2450 MHz Body TSL

DUT: Dipole 2450 MHz; Type: D2450V2; Serial: D2450V2 - SN: 786

Date: 10/26/2018

Communication System: CW; Frequency: 2450 MHz; Duty Cycle: 1:1

Medium parameters used: $f = 2450 \text{ MHz}$; $\sigma = 1.98 \text{ mho/m}$; $\epsilon_r = 52.5$; $\rho = 1000 \text{ kg/m}^3$

Ambient Temperature: $22.3 \text{ }^\circ\text{C}$ Liquid Temperature: $21.5 \text{ }^\circ\text{C}$

Phantom section: Flat Section

DASY5 Configuration:

Sensor-Surface: 4mm (Mechanical Surface Detection)

Probe: EX3DV4 - SN3677; ConvF(7.53, 7.53, 7.53); Calibrated: 5/29/2018;

Electronics: DAE4 SN1317; Calibrated: 3/23/2018

Phantom: SAM1; Type: SAM; Serial: TP-1534

Measurement SW: DASY52, Version 52.8 (8); SEMCAD X Version 14.6.10 (7331)

d=10mm, Pin=250mW/Area Scan (41x71x1): Measurement grid: dx=12mm, dy=12mm

Maximum value of SAR (interpolated) = 16 mW/g

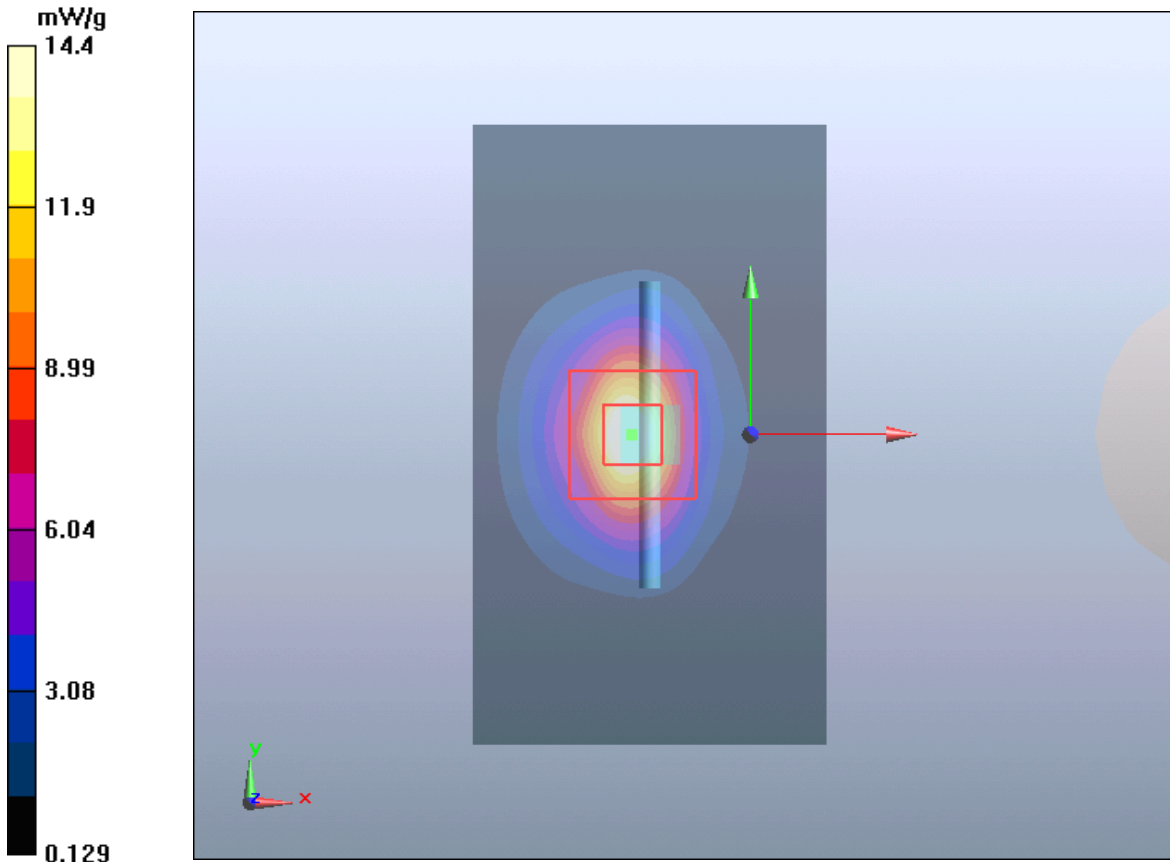
d=10mm, Pin=250mW/Zoom Scan (7x7x7)/Cube 0: Measurement grid: dx=5mm, dy=5mm, dz=5mm

Reference Value = 81.2 V/m; Power Drift = 0.003 dB

Peak SAR (extrapolated) = 25.4 W/kg

SAR(1 g) = 12.5 mW/g; SAR(10 g) = 6.20 mW/g

Maximum value of SAR (measured) = 14.4 mW/g



Plot 17 System Performance Check at 2600 MHz Head TSL

DUT: Dipole 2600 MHz; Type: D2600V2; Serial: D2600V2 - SN: 1025

Date: 9/27/2017

Communication System: CW; Frequency: 2600 MHz

Medium parameters used: $f = 2600$ MHz; $\sigma = 1.99$ mho/m; $\epsilon_r = 38.3$; $\rho = 1000$ kg/m³

Phantom section: Flat Section

DASY5 Configuration:

Sensor-Surface: 4mm (Mechanical Surface Detection)

Probe: EX3DV4 - SN7351; ConvF(7.43, 7.43, 7.43); Calibrated: 12/20/2016;

Electronics: DAE4 - SD 000 D04 BK - SN918; Calibrated: 6/26/2017

Phantom: SAM1; Type: SAM; Serial: TP-1534

Measurement SW: DASY52, Version 52.8 (8); SEMCAD X Version 14.6.10 (7331)

d=10mm, Pin=250mW/Area Scan (41x71x1): Measurement grid: dx=12mm, dy=12mm

Maximum value of SAR (interpolated) = 17.32 mW/g

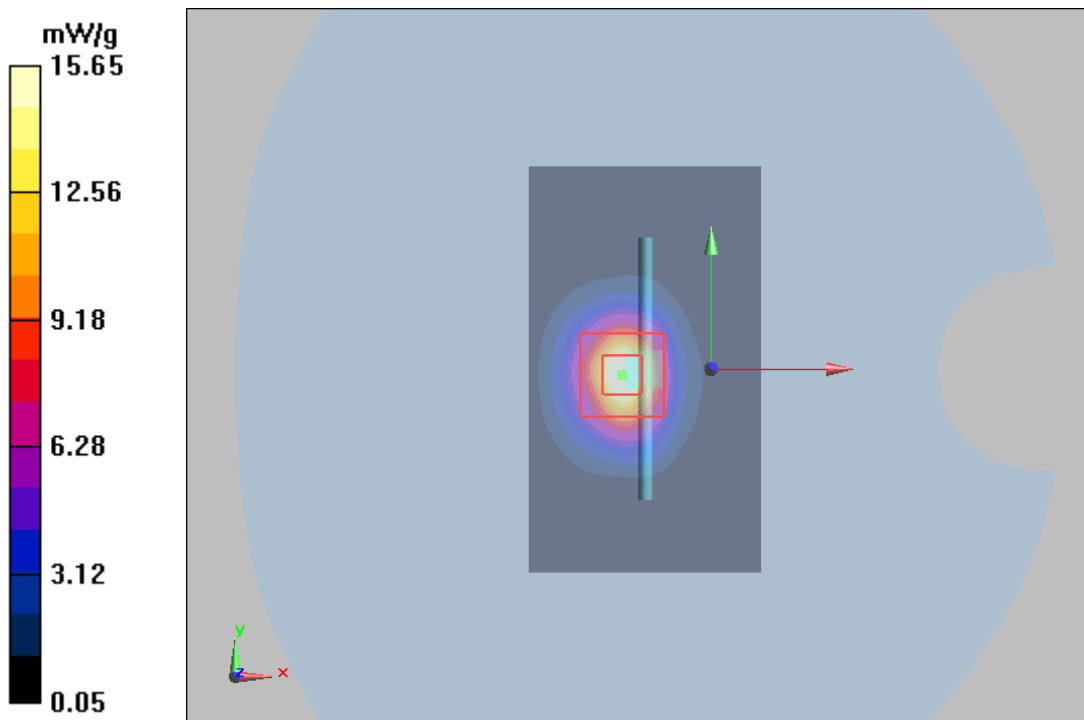
d=10mm, Pin=250mW/Zoom Scan (7x7x7)/Cube 0: Measurement grid: dx=5mm, dy=5mm, dz=5mm

Reference Value = 87.465 V/m; Power Drift = 0.146 dB

Peak SAR (extrapolated) = 31.85 W/kg

SAR(1 g) = 13.94 mW/g; SAR(10 g) = 6.11 mW/g

Maximum value of SAR (measured) = 15.66 mW/g



Plot18 System Performance Check at 2600 MHz Head TSL

DUT: Dipole 2600 MHz; Type: D2600V2; Serial: D2600V2 - SN: 1025

Date: 10/26/2018

Communication System: CW; Frequency: 2600 MHz

Medium parameters used: $f = 2600$ MHz; $\sigma = 2.01$ mho/m; $\epsilon_r = 38.2$; $\rho = 1000$ kg/m³

Phantom section: Flat Section

DASY5 Configuration:

Sensor-Surface: 4mm (Mechanical Surface Detection)

Probe: EX3DV4 - SN3677; ConvF(7.28, 7.28, 7.28); Calibrated: 5/29/2018;

Electronics: DAE4 SN1317; Calibrated: 3/23/2018

Phantom: SAM1; Type: SAM; Serial: TP-1534

Measurement SW: DASY52, Version 52.8 (8); SEMCAD X Version 14.6.10 (7331)

d=10mm, Pin=250mW/Area Scan (41x71x1): Measurement grid:dx=12mm, dy=12mm

Maximum value of SAR (interpolated) = 17.439 mW/g

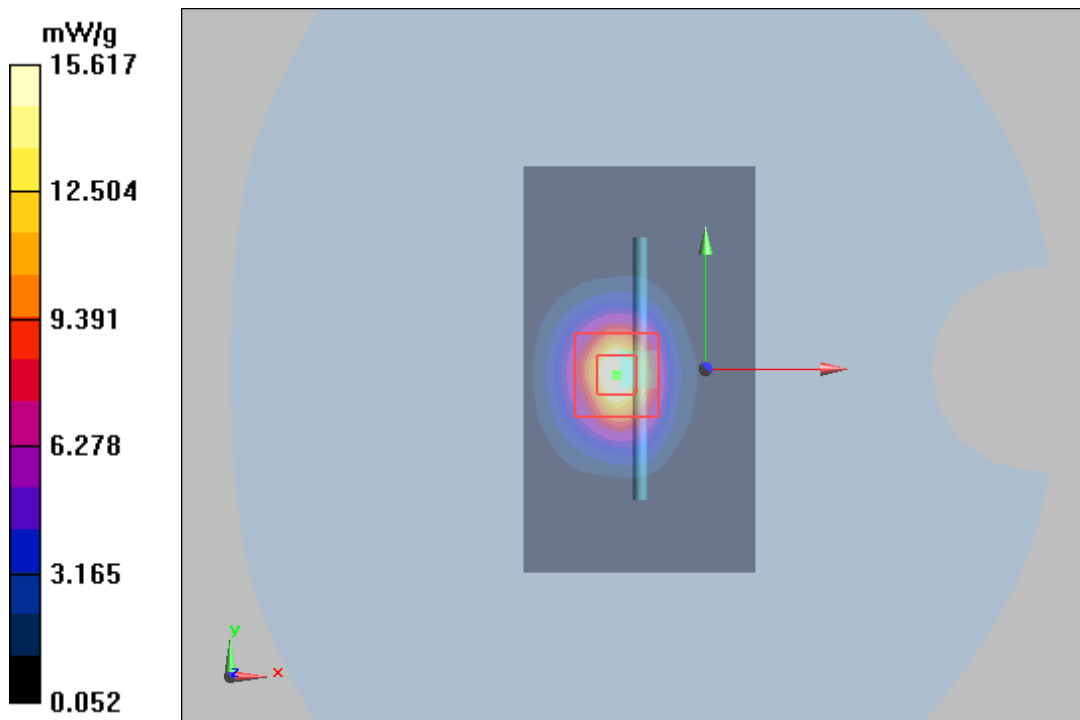
d=10mm, Pin=250mW/Zoom Scan (7x7x7)/Cube 0: Measurement grid: dx=5mm, dy=5mm, dz=5mm

Reference Value = 87.998 V/m; Power Drift = -0.04 dB

Peak SAR (extrapolated) = 31.858 W/kg

SAR(1 g) = 13.9 mW/g; SAR(10 g) = 6.07 mW/g

Maximum value of SAR (measured) = 15.617 mW/g



Plot 19 System Performance Check at 2600 MHz Head TSL**DUT: Dipole 2600 MHz; Type: D2600V2; Serial: D2600V2 - SN: 1025**

Date: 11/16/2018

Communication System: CW; Frequency: 2600 MHz

Medium parameters used: $f = 2600$ MHz; $\sigma = 1.94$ mho/m; $\epsilon_r = 38.4$; $\rho = 1000$ kg/m³

Phantom section: Flat Section

DASY5 Configuration:

Sensor-Surface: 4mm (Mechanical Surface Detection)

Probe: EX3DV4 - SN3677; ConvF(7.28, 7.28, 7.28); Calibrated: 5/29/2018;

Electronics: DAE4 SN1317; Calibrated: 3/23/2018

Phantom: SAM1; Type: SAM; Serial: TP-1534

Measurement SW: DASY52, Version 52.8 (8); SEMCAD X Version 14.6.10 (7331)

d=10mm, Pin=250mW/Area Scan (41x71x1): Measurement grid: dx=12mm, dy=12mm

Maximum value of SAR (interpolated) = 17.59 mW/g

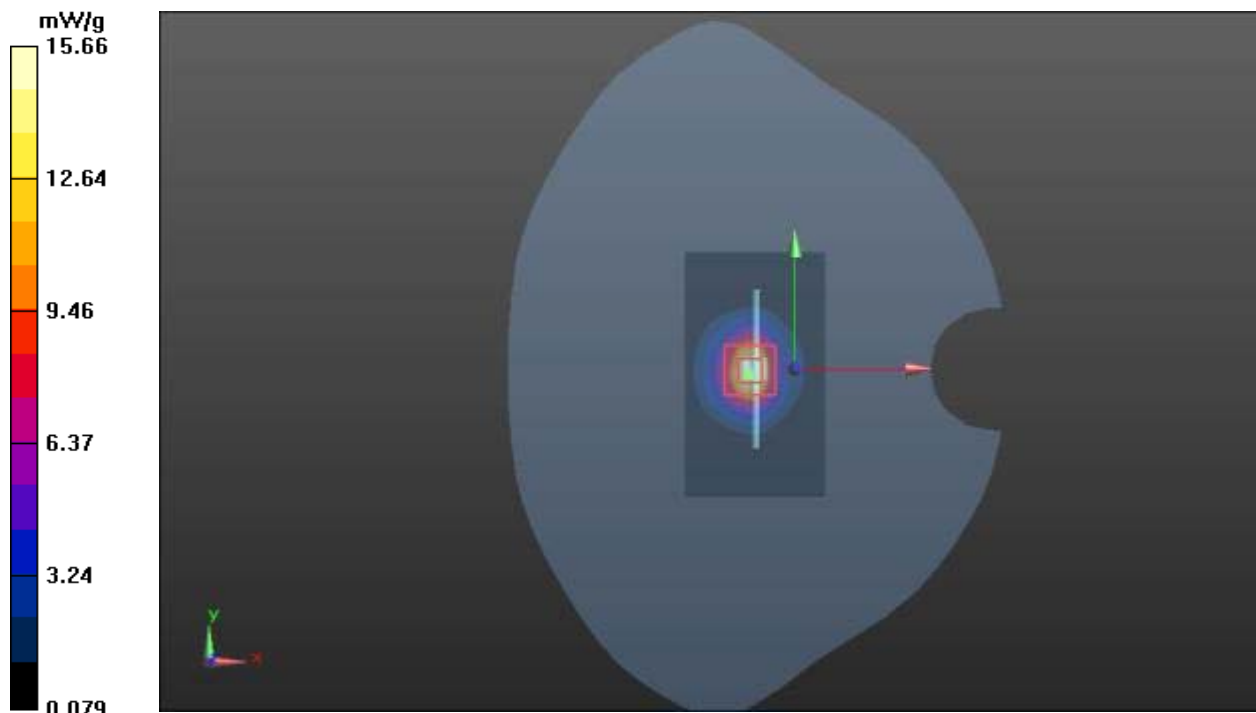
d=10mm, Pin=250mW/Zoom Scan (7x7x7)/Cube 0: Measurement grid: dx=5mm, dy=5mm, dz=5mm

Reference Value = 87.998 V/m; Power Drift = -0.04 dB

Peak SAR (extrapolated) = 31.858 W/kg

SAR(1 g) = 13.88 mW/g; SAR(10 g) = 6.09 mW/g

Maximum value of SAR (measured) = 15.66 mW/g



Plot 20 System Performance Check at 2600 MHz Body TSL

DUT: Dipole 2600 MHz; Type: D2600V2; Serial: D2600V2 - SN: 1025

Date: 9/28/2017

Communication System: CW; Frequency: 2600 MHz; Duty Cycle: 1:1

Medium parameters used: $f = 2600$ MHz; $\sigma = 2.24$ mho/m; $\epsilon_r = 51.5$; $\rho = 1000$ kg/m³

Ambient Temperature: 22.3 °C Liquid Temperature: 21.5 °C

Phantom section: Flat Section

DASY5 Configuration:

Sensor-Surface: 4mm (Mechanical Surface Detection)

Probe: EX3DV4 - SN7351; ConvF(7.52, 7.52, 7.52); Calibrated: 12/20/2016;

Electronics: DAE4 - SD 000 D04 BK - SN918; Calibrated: 6/26/2017

Phantom: SAM1; Type: SAM; Serial: TP-1534

Measurement SW: DASY52, Version 52.8 (8); SEMCAD X Version 14.6.10 (7331)

d=10mm, Pin=250mW /Area Scan (41x71x1): Measurement grid: dx=12mm, dy=12mm

Maximum value of SAR (interpolated) = 17.71 mW/g

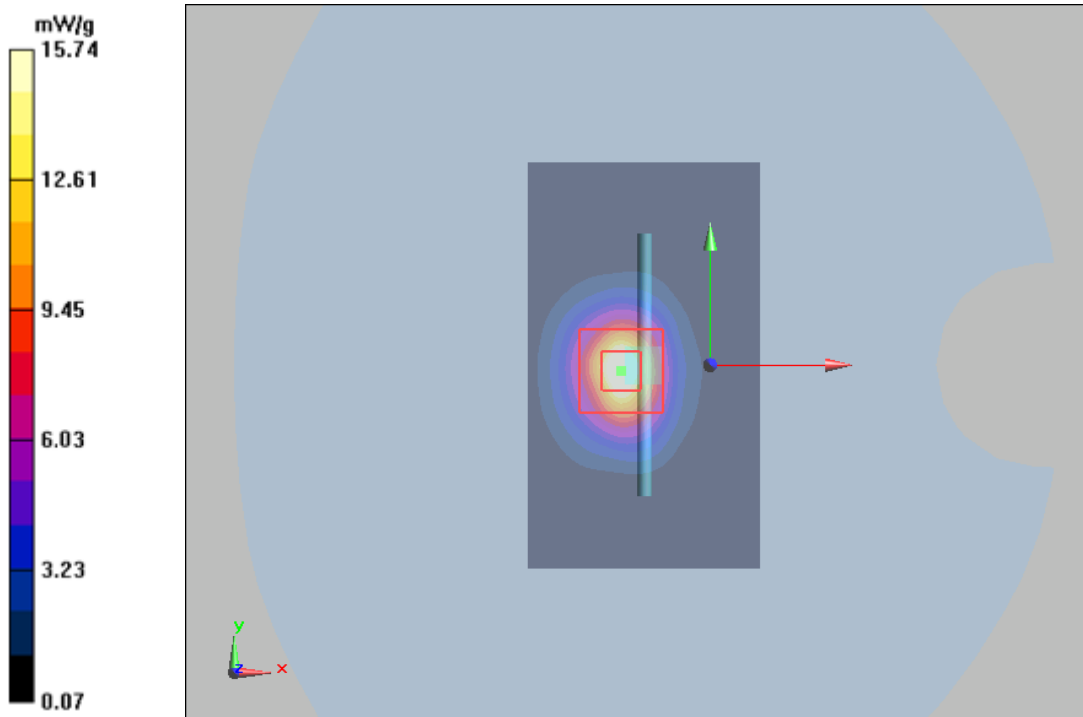
d=10mm, Pin=250mW/Zoom Scan (7x7x7)/Cube 0: Measurement grid: dx=5mm, dy=5mm, dz=5mm

Reference Value = 74.11 V/m; Power Drift = 0.022 dB

Peak SAR (extrapolated) = 28.42 W/kg

SAR(1 g) = 13.76 mW/g; SAR(10 g) = 6.01 mW/g

Maximum value of SAR (measured) = 15.74 mW/g



Plot21 System Performance Check at 2600 MHz Body TSL**DUT: Dipole 2600 MHz; Type: D2600V2; Serial: D2600V2 - SN: 1025**

Date: 10/26/2018

Communication System: CW; Frequency: 2600 MHz; Duty Cycle: 1:1

Medium parameters used: $f = 2600$ MHz; $\sigma = 2.21$ mho/m; $\epsilon_r = 51.7$; $\rho = 1000$ kg/m³

Ambient Temperature: 22.3 °C Liquid Temperature: 21.5 °C

Phantom section: Flat Section

DASY5 Configuration:

Sensor-Surface: 4mm (Mechanical Surface Detection)

Probe: EX3DV4 - SN3677; ConvF(7.16, 7.16, 7.16); Calibrated: 5/29/2018;

Electronics: DAE4 SN1317; Calibrated: 3/23/2018

Phantom: SAM1; Type: SAM; Serial: TP-1534

Measurement SW: DASY52, Version 52.8 (8); SEMCAD X Version 14.6.10 (7331)

d=10mm, Pin=250mW /Area Scan (41x71x1): Measurement grid: dx=12mm, dy=12mm

Maximum value of SAR (interpolated) = 17.67 mW/g

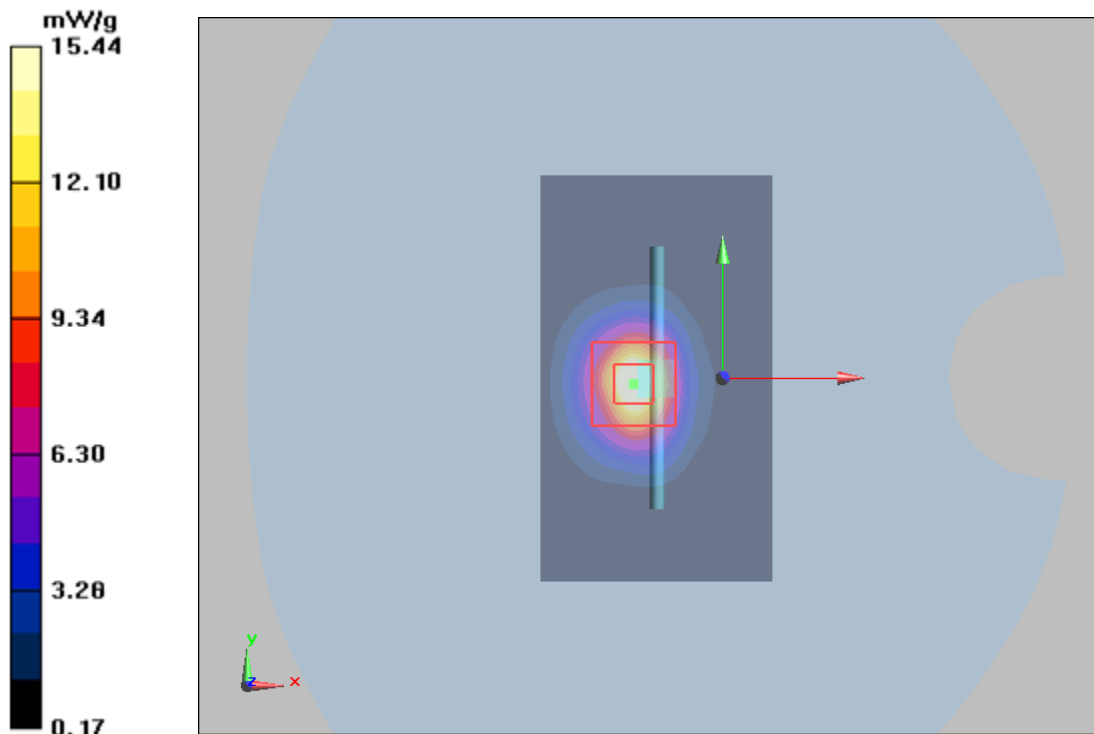
d=10mm, Pin=250mW/Zoom Scan (7x7x7)/Cube 0: Measurement grid: dx=5mm, dy=5mm, dz=5mm

Reference Value = 74 V/m; Power Drift = -0.14 dB

Peak SAR (extrapolated) = 28.5 W/kg

SAR(1 g) = 13.55 mW/g; SAR(10 g) = 5.89 mW/g

Maximum value of SAR (measured) = 15.44 mW/g



Plot 22 System Performance Check at 5250 MHz Head TSL

DUT: Dipole 5250 MHz; Type: D5GHzV2; Serial: D5GHzV2 - SN: 1151

Date: 9/27/2017

Communication System: CW; Frequency: 5250 MHz; Duty Cycle: 1:1

Medium parameters used: $f = 5200$ MHz; $\sigma = 4.74$ mho/m; $\epsilon_r = 35.7$; $\rho = 1000$ kg/m³

Ambient Temperature: 22.3 °C Liquid Temperature: 21.5 °C

Phantom section: Flat Section

DASY5 Configuration:

Sensor-Surface: 1.4mm (Mechanical Surface Detection)

Probe: EX3DV4 - SN3677; ConvF(5.66, 5.66, 5.66); Calibrated: 1/23/2017;

Electronics: DAE4 Sn1291; Calibrated: 1/19/2017

Phantom: SAM 2; Type: SAM;

Measurement SW: DASY52, Version 52.8 (8); SEMCAD X Version 14.6.10 (7331)

d=10mm, Pin=100mW/Area Scan (61x101x1): Measurement grid: dx=10mm, dy=10mm

Maximum value of SAR (interpolated) = 9.4 mW/g

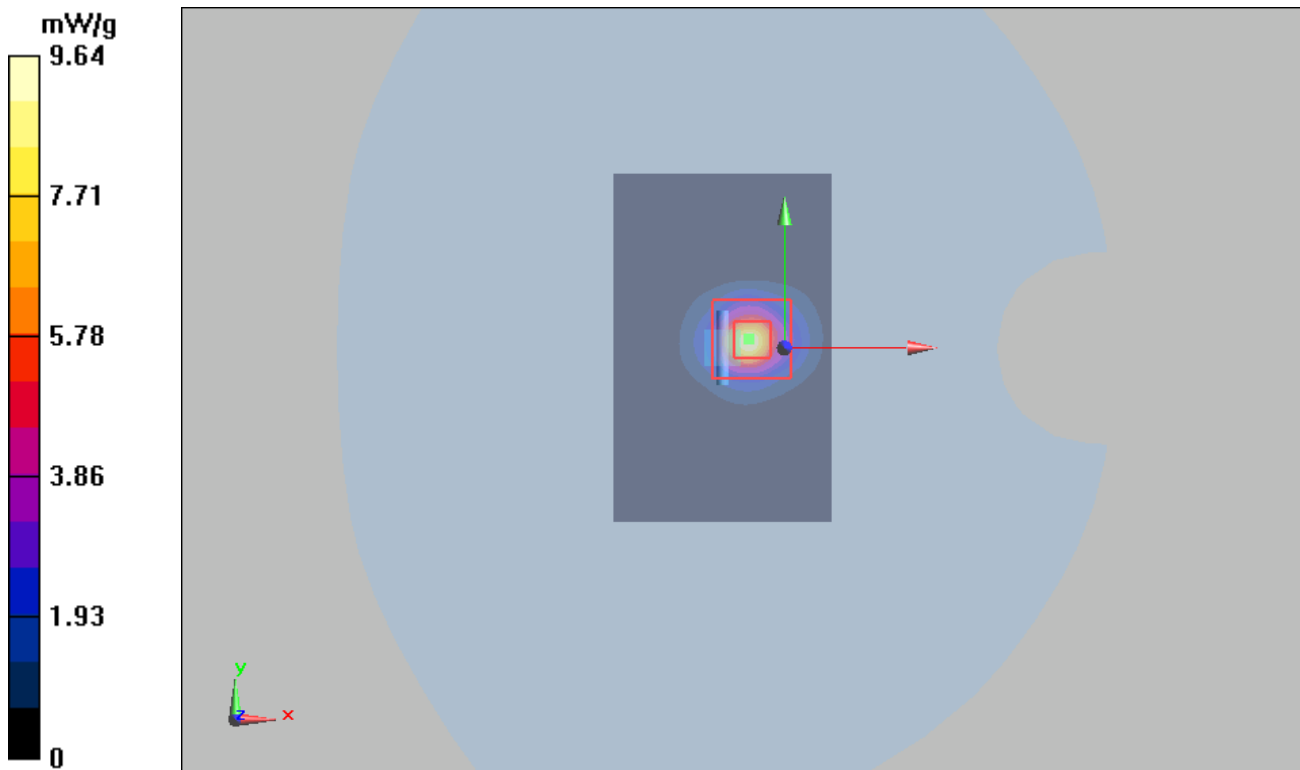
d=10mm, Pin=100mW/Zoom Scan (7x7x12)/Cube 0: Measurement grid: dx=4mm, dy=4mm, dz=2mm

Reference Value = 33.6 V/m; Power Drift = -0.15 dB

Peak SAR (extrapolated) = 52.2 W/kg

SAR(1 g) = 7.54 mW/g; SAR(10 g) = 2.27 mW/g

Maximum value of SAR (measured) = 9.64 mW/g



Plot 23 System Performance Check at 5250 MHz Head TSL

DUT: Dipole 5250 MHz; Type: D5GHzV2; Serial: D5GHzV2 - SN: 1151

Date: 10/27/2018

Communication System: CW; Frequency: 5250 MHz; Duty Cycle: 1:1

Medium parameters used: $f = 5250 \text{ MHz}$; $\sigma = 4.80 \text{ mho/m}$; $\epsilon_r = 35.5$; $\rho = 1000 \text{ kg/m}^3$

Ambient Temperature: $22.3 \text{ }^\circ\text{C}$ Liquid Temperature: $21.5 \text{ }^\circ\text{C}$

Phantom section: Flat Section

DASY5 Configuration:

Sensor-Surface: 1.4mm (Mechanical Surface Detection)

Probe: EX3DV4 - SN3677; ConvF(5.60, 5.60, 5.60); Calibrated: 5/29/2018;

Electronics: DAE4 SN1317; Calibrated: 3/23/2018

Phantom: SAM1; Type: SAM; Serial: TP-1534

Measurement SW: DASY52, Version 52.8 (8); SEMCAD X Version 14.6.10 (7331)

d=10mm, Pin=100mW/Area Scan (61x101x1): Measurement grid: dx=10mm, dy=10mm

Maximum value of SAR (interpolated) = 9.14 mW/g

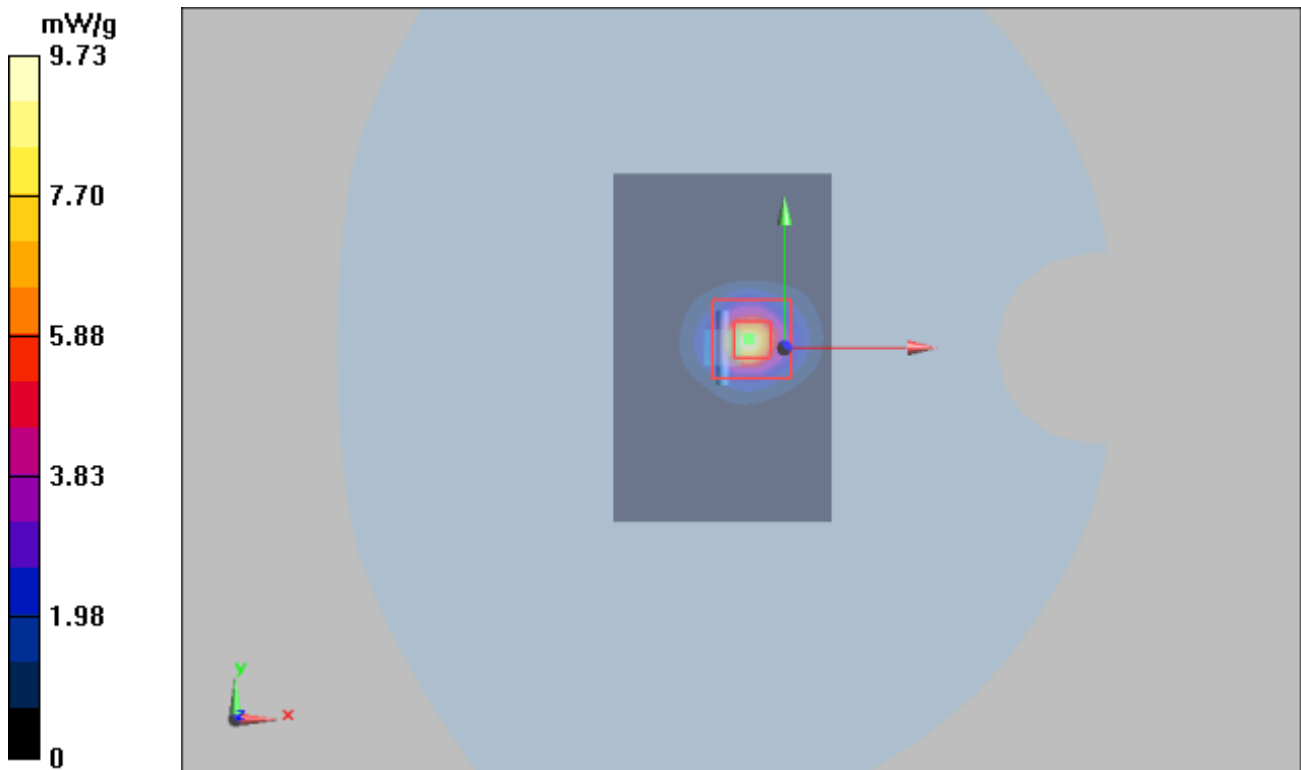
d=10mm, Pin=100mW/Zoom Scan (7x7x12)/Cube 0: Measurement grid: dx=4mm, dy=4mm, dz=2mm

Reference Value = 33.6 V/m; Power Drift = -0.095 dB

Peak SAR (extrapolated) = 52.2 W/kg

SAR(1 g) = 7.87 mW/g; SAR(10 g) = 2.25 mW/g

Maximum value of SAR (measured) = 9.73 mW/g



Plot 24 System Performance Check at 5250 MHz Body TSL

DUT: Dipole 5250 MHz; Type: D5GHzV2; Serial: D5GHzV2 - SN: 1151

Date: 9/29/2017

Communication System: CW; Frequency: 5250 MHz; Duty Cycle: 1:1

Medium parameters used: $f = 5250$ MHz; $\sigma = 5.32$ mho/m; $\epsilon_r = 48.1$; $\rho = 1000$ kg/m³

Ambient Temperature: 22.3 °C Liquid Temperature: 21.5 °C

Phantom section: Flat Section

DASY5 Configuration:

Sensor-Surface: 1.4mm (Mechanical Surface Detection)

Probe: EX3DV4 - SN3677; ConvF(5.03, 5.03, 5.03); Calibrated: 1/23/2017;

Electronics: DAE4 Sn1291; Calibrated: 1/19/2017

Phantom: ELI v5.0 (30deg probe tilt); Type: QDOVA002AA;

Measurement SW: DASY52, Version 52.8 (8); SEMCAD X Version 14.6.10 (7331)

d=10mm, Pin=250mW/Area Scan (61x101x1): Measurement grid: dx=10mm, dy=10mm

Maximum value of SAR (interpolated) = 7.69 mW/g

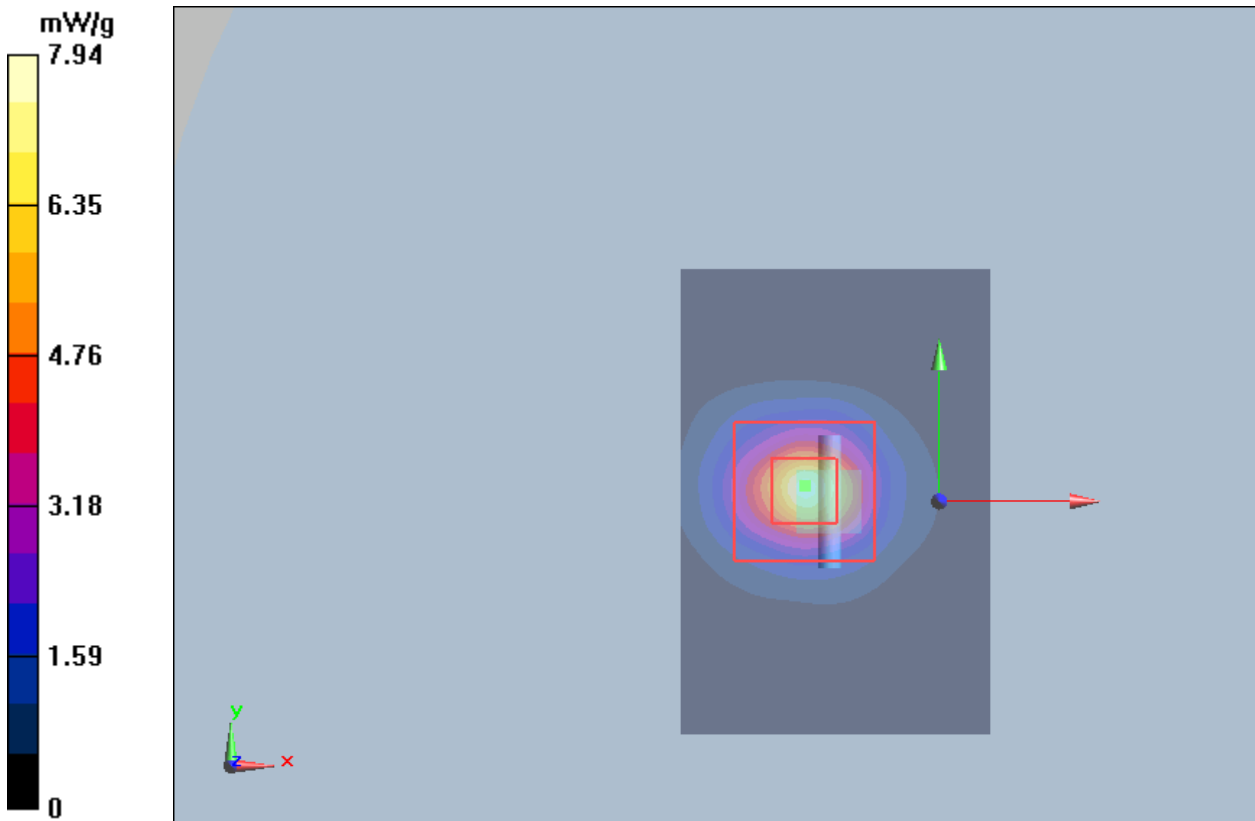
d=10mm, Pin=250mW/Zoom Scan (7x7x12)/Cube 0: Measurement grid: dx=4mm, dy=4mm, dz=2mm

Reference Value = 36.3 V/m; Power Drift = 0.0277 dB

Peak SAR (extrapolated) = 47.7 W/kg

SAR(1 g) = 7.46 mW/g; SAR(10 g) = 2.16 mW/g

Maximum value of SAR (measured) = 7.94 mW/g



Plot 25 System Performance Check at 5250 MHz Body TSL**DUT: Dipole 5250 MHz; Type: D5GHzV2; Serial: D5GHzV2 - SN: 1151**

Date: 10/27/2018

Communication System: CW; Frequency: 5250 MHz; Duty Cycle: 1:1

Medium parameters used: $f = 5250$ MHz; $\sigma = 5.32$ mho/m; $\epsilon_r = 48.1$; $\rho = 1000$ kg/m³

Ambient Temperature: 22.3 °C Liquid Temperature: 21.5 °C

Phantom section: Flat Section

DASY5 Configuration:

Sensor-Surface: 1.4mm (Mechanical Surface Detection)

Probe: EX3DV4 - SN3677; ConvF(5.04, 5.04, 5.04); Calibrated: 5/29/2018;

Electronics: DAE4 SN1317; Calibrated: 3/23/2018

Phantom: SAM1; Type: SAM; Serial: TP-1534

Measurement SW: DASY52, Version 52.8 (8); SEMCAD X Version 14.6.10 (7331)

d=10mm, Pin=250mW/Area Scan (61x101x1): Measurement grid: dx=10mm, dy=10mm

Maximum value of SAR (interpolated) = 7.61 mW/g

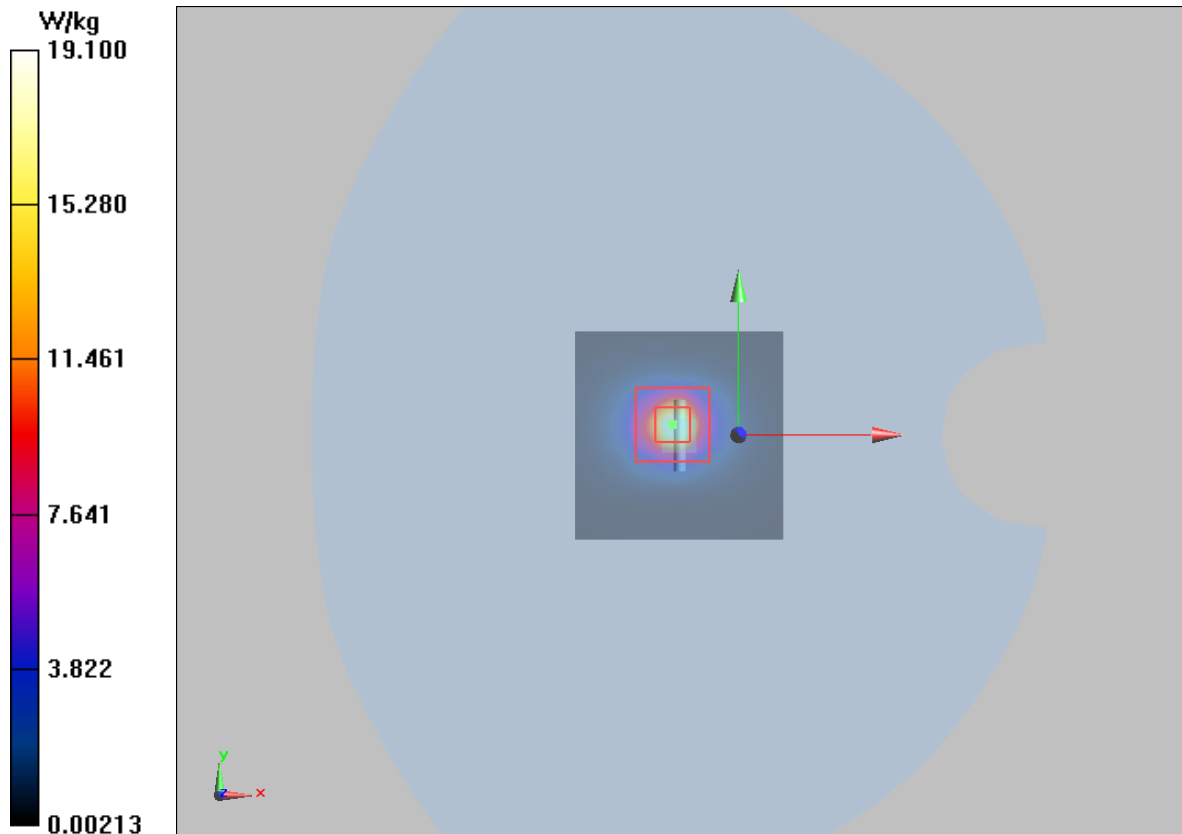
d=10mm, Pin=250mW/Zoom Scan (7x7x12)/Cube 0: Measurement grid: dx=4mm, dy=4mm, dz=2mm

Reference Value = 36.32 V/m; Power Drift = 0.02 dB

Peak SAR (extrapolated) = 47.62 W/kg

SAR(1 g) = 7.46 mW/g; SAR(10 g) = 2.26 mW/g

Maximum value of SAR (measured) = 19.1 mW/g



Plot 26 System Performance Check at 5600 MHz Head TSL**DUT: Dipole 5600 MHz; Type: D5GHzV2; Serial: D5GHzV2 - SN: 1151**

Date: 9/27/2017

Communication System: CW; Frequency: 5600 MHz; Duty Cycle: 1:1

Medium parameters used: $f = 5600$ MHz; $\sigma = 5.19$ mho/m; $\epsilon_r = 34.5$; $\rho = 1000$ kg/m³

Ambient Temperature: 22.3 °C Liquid Temperature: 21.5 °C

Phantom section: Flat Section

DASY5 Configuration:

Sensor-Surface: 1.4mm (Mechanical Surface Detection)

Probe: EX3DV4 - SN3677; ConvF(4.99, 4.99, 4.99); Calibrated: 1/23/2017;

Electronics: DAE4 Sn1291; Calibrated: 1/19/2017

Phantom: SAM 2; Type: SAM;

Measurement SW: DASY52, Version 52.8 (8); SEMCAD X Version 14.6.10 (7331)

d=10mm, Pin=100mW/Area Scan (61x101x1): Measurement grid: dx=10mm, dy=10mm

Maximum value of SAR (interpolated) = 8.31 mW/g

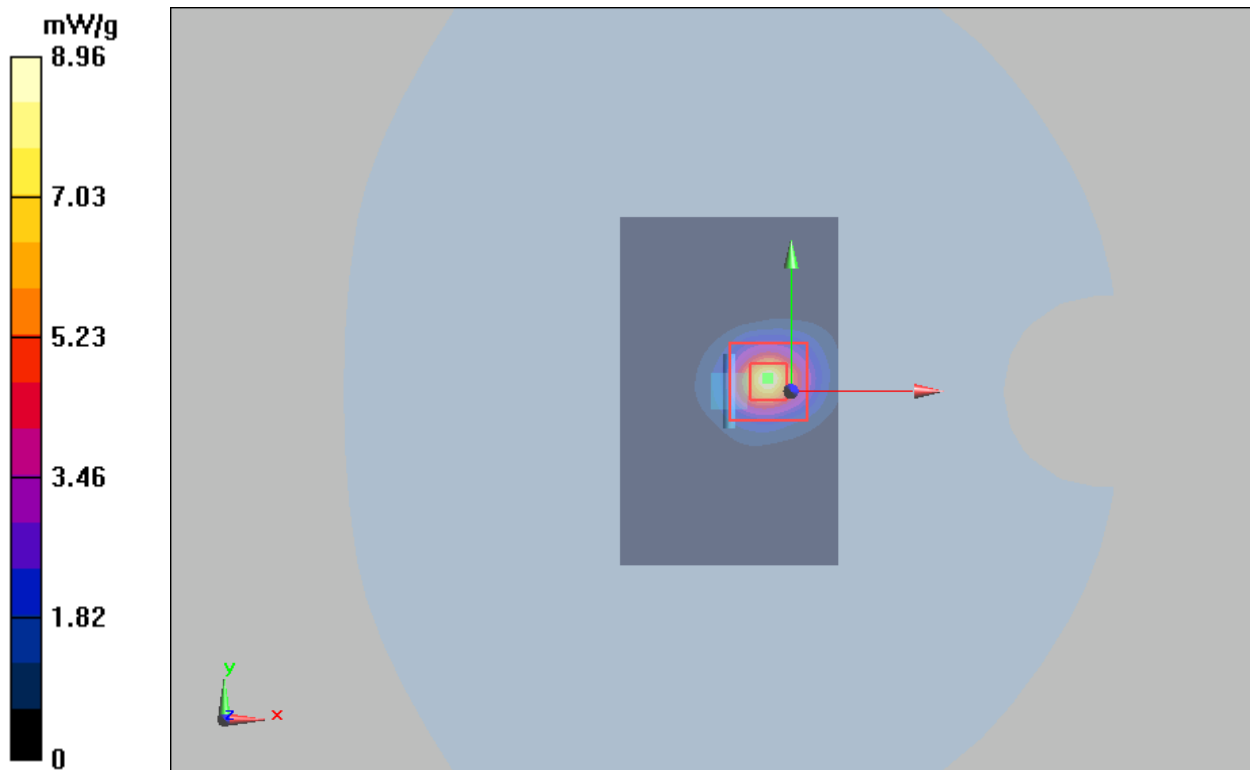
d=10mm, Pin=100mW/Zoom Scan (7x7x12)/Cube 0: Measurement grid: dx=4mm, dy=4mm, dz=2mm

Reference Value = 23.1 V/m; Power Drift = 0.044 dB

Peak SAR (extrapolated) = 23.4 W/kg

SAR(1 g) = 8.04 mW/g; SAR(10 g) = 2.29 mW/g

Maximum value of SAR (measured) = 8.96 mW/g



Plot 27 System Performance Check at 5600 MHz Head TSL**DUT: Dipole 5600 MHz; Type: D5GHzV2; Serial: D5GHzV2 - SN: 1151**

Date: 10/28/2018

Communication System: CW; Frequency: 5600 MHz; Duty Cycle: 1:1

Medium parameters used: $f = 5600$ MHz; $\sigma = 5.21$ mho/m; $\epsilon_r = 34.2$; $\rho = 1000$ kg/m³

Ambient Temperature: 22.3 °C Liquid Temperature: 21.5 °C

Phantom section: Flat Section

DASY5 Configuration:

Sensor-Surface: 1.4mm (Mechanical Surface Detection)

Probe: EX3DV4 - SN3677; ConvF(4.87, 4.87, 4.87); Calibrated: 5/29/2018;

Electronics: DAE4 SN1317; Calibrated: 3/23/2018

Phantom: SAM1; Type: SAM; Serial: TP-1534

Measurement SW: DASY52, Version 52.8 (8); SEMCAD X Version 14.6.10 (7331)

d=10mm, Pin=100mW/Area Scan (61x101x1): Measurement grid: dx=10mm, dy=10mm

Maximum value of SAR (interpolated) = 8.25 mW/g

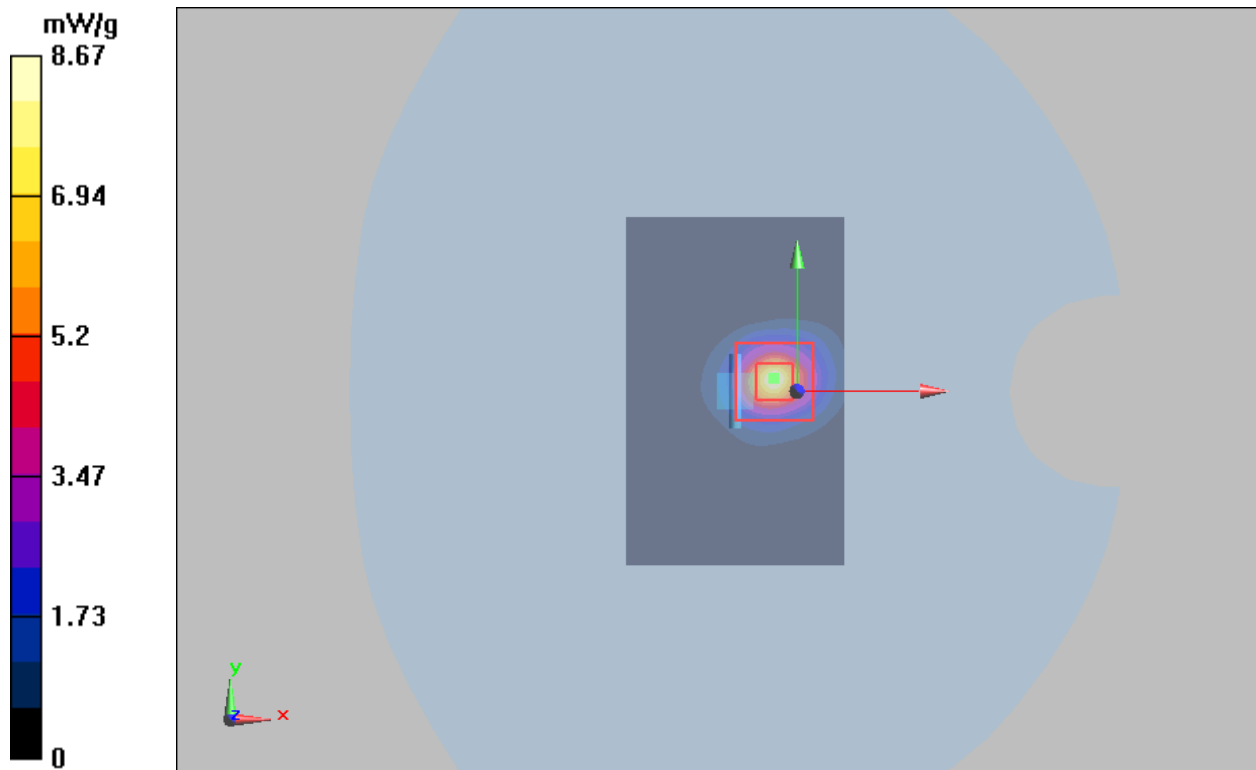
d=10mm, Pin=100mW/Zoom Scan (7x7x12)/Cube 0: Measurement grid: dx=4mm, dy=4mm, dz=2mm

Reference Value = 23.1 V/m; Power Drift = -0.028 dB

Peak SAR (extrapolated) = 22.9 W/kg

SAR(1 g) = 7.67 mW/g; SAR(10 g) = 2.27 mW/g

Maximum value of SAR (measured) = 8.67 mW/g



Plot 28 System Performance Check at 5600 MHz Body TSL

DUT: Dipole 5600 MHz; Type: D5GHzV2; Serial: D5GHzV2 - SN: 1151

Date: 9/29/2017

Communication System: CW; Frequency: 5600 MHz; Duty Cycle: 1:1

Medium parameters used: $f = 5600$ MHz; $\sigma = 5.78$ mho/m; $\epsilon_r = 47.9$; $\rho = 1000$ kg/m³

Ambient Temperature: 22.3 °C Liquid Temperature: 21.5 °C

Phantom section: Flat Section

DASY5 Configuration:

Sensor-Surface: 1.4mm (Mechanical Surface Detection)

Probe: EX3DV4 - SN3677; ConvF(4.34, 4.34, 4.34); Calibrated: 1/23/2017;

Electronics: DAE4 Sn1291; Calibrated: 1/19/2017

Phantom: ELI v5.0 (30deg probe tilt); Type: QDOVA002AA;

Measurement SW: DASY52, Version 52.8 (8); SEMCAD X Version 14.6.10 (7331)

d=10mm, Pin=250mW/Area Scan (61x101x1): Measurement grid: dx=10mm, dy=10mm

Maximum value of SAR (interpolated) = 7.84 mW/g

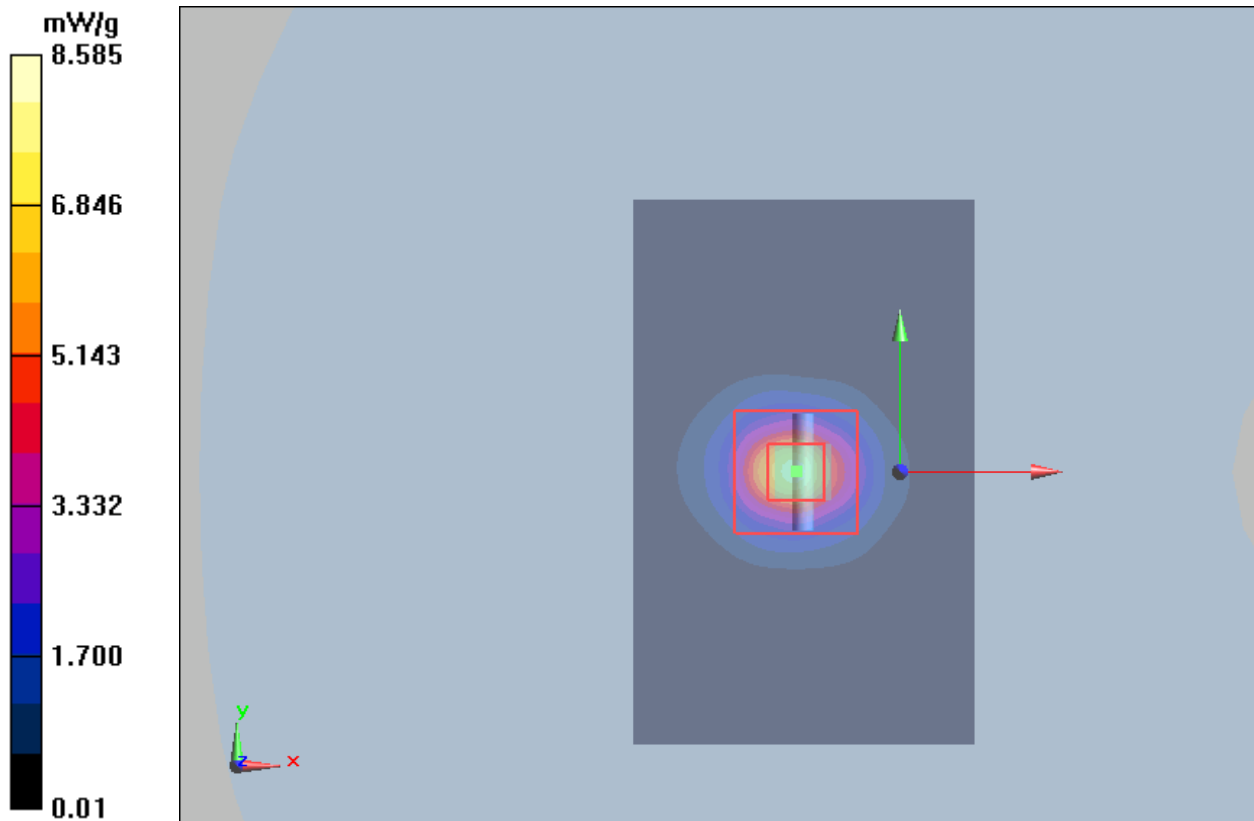
d=10mm, Pin=250mW/Zoom Scan (7x7x12)/Cube 0: Measurement grid: dx=4mm, dy=4mm, dz=2mm

Reference Value = 38 V/m; Power Drift = -0.018 dB

Peak SAR (extrapolated) = 22.6 W/kg

SAR(1 g) = 8.10 mW/g; SAR(10 g) = 2.11 mW/g

Maximum value of SAR (measured) = 8.585 mW/g



Plot 29 System Performance Check at 5600 MHz Body TSL

DUT: Dipole 5600 MHz; Type: D5GHzV2; Serial: D5GHzV2 - SN: 1151

Date: 10/28/2018

Communication System: CW; Frequency: 5600 MHz; Duty Cycle: 1:1

Medium parameters used: $f = 5600$ MHz; $\sigma = 5.86$ mho/m; $\epsilon_r = 47.8$; $\rho = 1000$ kg/m³

Ambient Temperature: 22.3 °C Liquid Temperature: 21.5 °C

Phantom section: Flat Section

DASY5 Configuration:

Sensor-Surface: 1.4mm (Mechanical Surface Detection)

Probe: EX3DV4 - SN3677; ConvF(4.27, 4.27, 4.27); Calibrated: 5/29/2018;

Electronics: DAE4 SN1317; Calibrated: 3/23/2018

Phantom: SAM1; Type: SAM; Serial: TP-1534

Measurement SW: DASY52, Version 52.8 (8); SEMCAD X Version 14.6.10 (7331)

d=10mm, Pin=250mW/Area Scan (61x101x1): Measurement grid: dx=10mm, dy=10mm

Maximum value of SAR (interpolated) = 7.84 mW/g

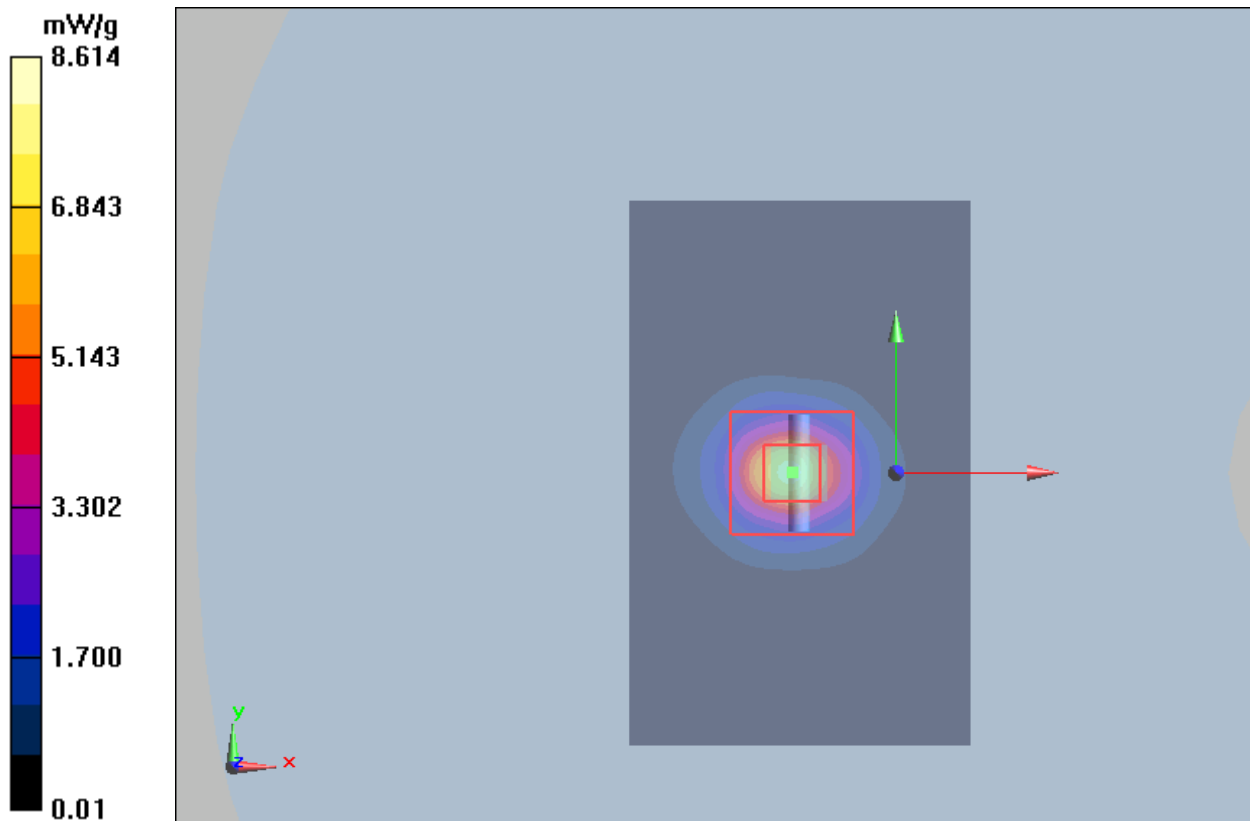
d=10mm, Pin=250mW/Zoom Scan (7x7x12)/Cube 0: Measurement grid: dx=4mm, dy=4mm, dz=2mm

Reference Value = 38.12 V/m; Power Drift = -0.07 dB

Peak SAR (extrapolated) = 22.67 W/kg

SAR(1 g) = 8.04 mW/g; SAR(10 g) = 2.21 mW/g

Maximum value of SAR (measured) = 8.614 mW/g



Plot 30 System Performance Check at 5750 MHz Head TSL

DUT: Dipole 5750 MHz; Type: D5GHzV2; Serial: D5GHzV2 - SN: 1151

Date: 9/27/2017

Communication System: CW; Frequency: 5750 MHz; Duty Cycle: 1:1

Medium parameters used: $f = 5800$ MHz; $\sigma = 5.28$ mho/m; $\epsilon_r = 35$; $\rho = 1000$ kg/m³

Ambient Temperature: 22.3 °C Liquid Temperature: 21.5 °C

Phantom section: Flat Section

DASY5 Configuration:

Sensor-Surface: 1.4mm (Mechanical Surface Detection)

Probe: EX3DV4 - SN3677; ConvF(5.00, 5.00, 5.00); Calibrated: 1/23/2017;

Electronics: DAE4 Sn1291; Calibrated: 1/19/2017

Phantom: SAM 2; Type: SAM;

Measurement SW: DASY52, Version 52.8 (8); SEMCAD X Version 14.6.10 (7331)

d=10mm, Pin=100mW/Area Scan (61x101x1): Measurement grid: dx=10mm, dy=10mm

Maximum value of SAR (interpolated) = 8.25 mW/g

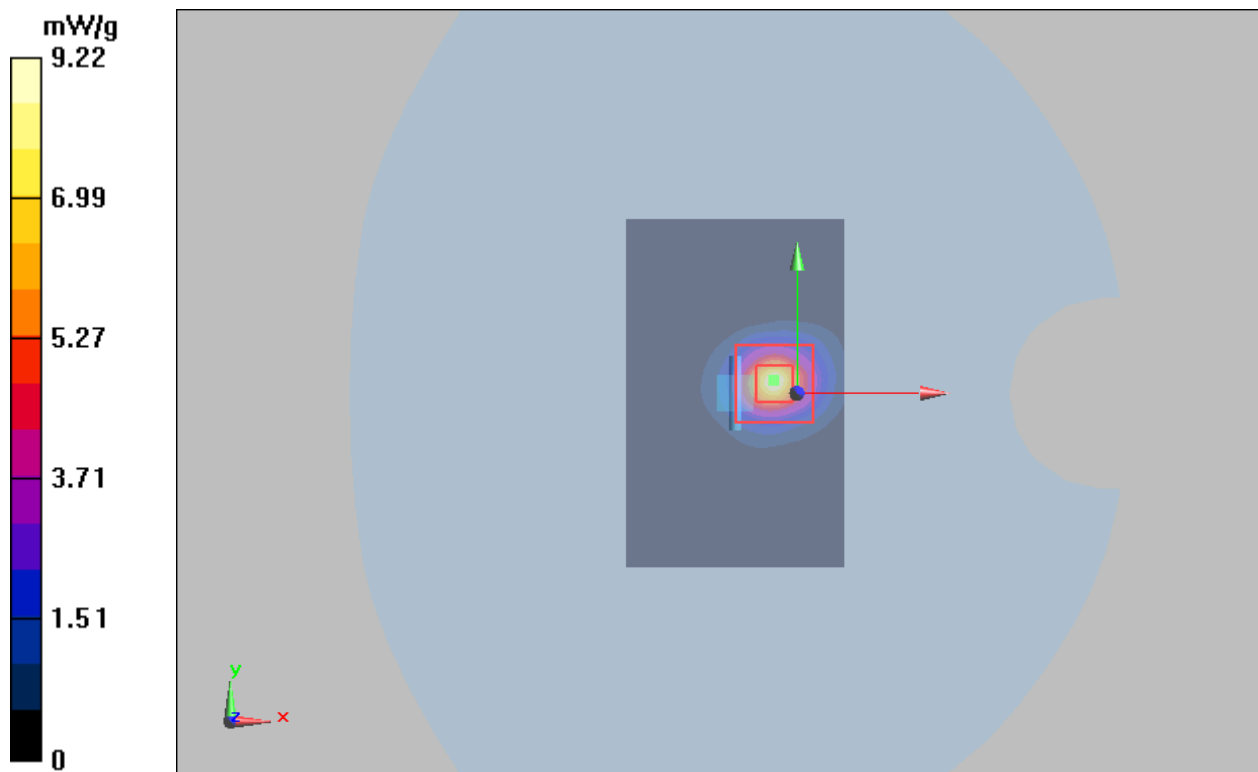
d=10mm, Pin=100mW/Zoom Scan (7x7x12)/Cube 0: Measurement grid: dx=4mm, dy=4mm, dz=2mm

Reference Value = 23.1 V/m; Power Drift = -0.008 dB

Peak SAR (extrapolated) = 22.9 W/kg

SAR(1 g) = 7.72 mW/g; SAR(10 g) = 2.13 mW/g

Maximum value of SAR (measured) = 9.22 mW/g



Plot 31 System Performance Check at 5750 MHz Head TSL

DUT: Dipole 5750 MHz; Type: D5GHzV2; Serial: D5GHzV2 - SN: 1151

Date: 10/29/2018

Communication System: CW; Frequency: 5750 MHz; Duty Cycle: 1:1

Medium parameters used: $f = 5750 \text{ MHz}$; $\sigma = 5.21 \text{ mho/m}$; $\epsilon_r = 34.9$; $\rho = 1000 \text{ kg/m}^3$

Ambient Temperature: $22.3 \text{ }^\circ\text{C}$ Liquid Temperature: $21.5 \text{ }^\circ\text{C}$

Phantom section: Flat Section

DASY5 Configuration:

Sensor-Surface: 1.4mm (Mechanical Surface Detection)

Probe: EX3DV4 - SN3677; ConvF(4.99, 4.99, 4.99); Calibrated: 5/29/2018;

Electronics: DAE4 SN1317; Calibrated: 3/23/2018

Phantom: SAM1; Type: SAM; Serial: TP-1534

Measurement SW: DASY52, Version 52.8 (8); SEMCAD X Version 14.6.10 (7331)

d=10mm, Pin=100mW/Area Scan (61x101x1): Measurement grid: dx=10mm, dy=10mm

Maximum value of SAR (interpolated) = 8.31 mW/g

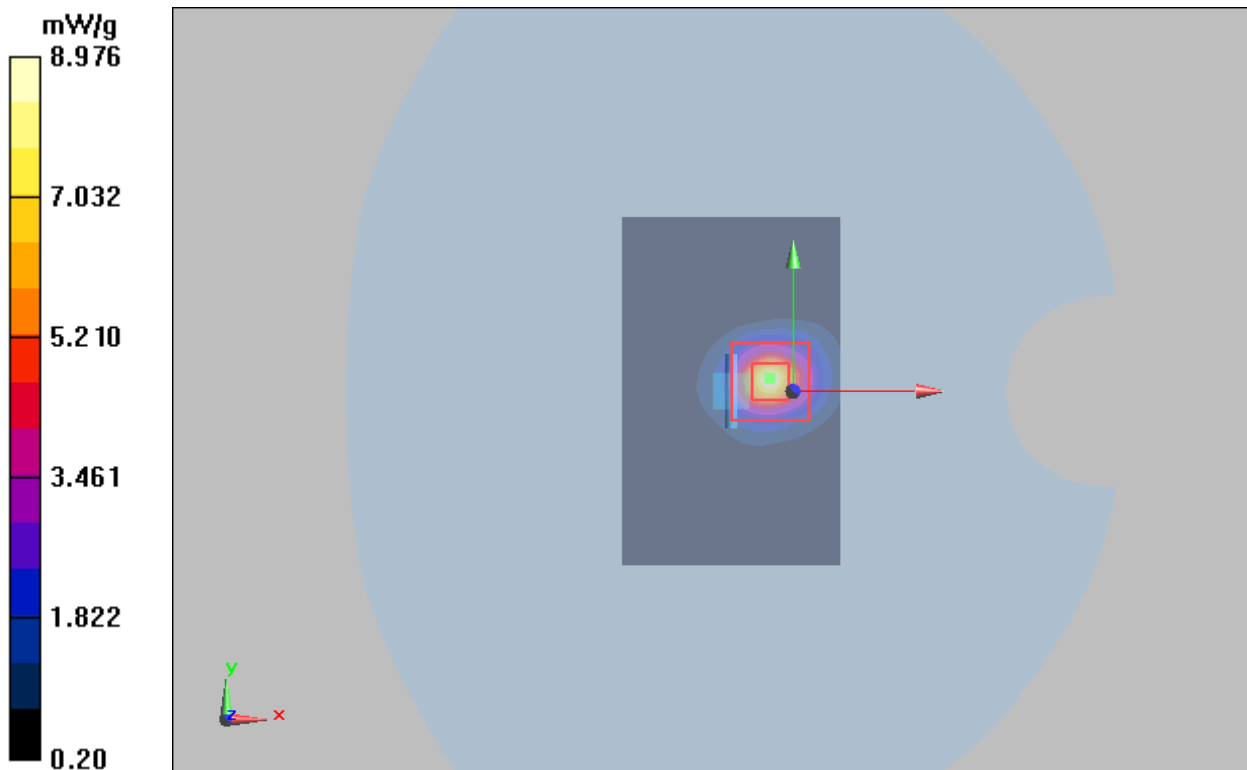
d=10mm, Pin=100mW/Zoom Scan (7x7x12)/Cube 0: Measurement grid: dx=4mm, dy=4mm, dz=2mm

Reference Value = 23.1 V/m; Power Drift = 0.044 dB

Peak SAR (extrapolated) = 23.4 W/kg

SAR(1 g) = 7.66 mW/g; SAR(10 g) = 2.27 mW/g

Maximum value of SAR (measured) = 8.976 mW/g



Plot 32 System Performance Check at 5750 MHz Body TSL**DUT: Dipole 5750 MHz; Type: D5GHzV2; Serial: D5GHzV2 - SN: 1151**

Date: 9/29/2017

Communication System: CW; Frequency: 5750 MHz; Duty Cycle: 1:1

Medium parameters used: $f = 5750$ MHz; $\sigma = 6.14$ mho/m; $\epsilon_r = 47.6$; $\rho = 1000$ kg/m³

Ambient Temperature: 22.3 °C Liquid Temperature: 21.5 °C

Phantom section: Flat Section

DASY5 Configuration:

Sensor-Surface: 1.4mm (Mechanical Surface Detection)

Probe: EX3DV4 - SN3677; ConvF(4.52, 4.52, 4.52); Calibrated: 1/23/2017;

Electronics: DAE4 Sn1291; Calibrated: 1/19/2017

Phantom: ELI v5.0 (30deg probe tilt); Type: QDOVA002AA;

Measurement SW: DASY52, Version 52.8 (8); SEMCAD X Version 14.6.10 (7331)

d=10mm, Pin=250mW/Area Scan (61x101x1): Measurement grid: dx=10mm, dy=10mm

Maximum value of SAR (interpolated) = 7.84 mW/g

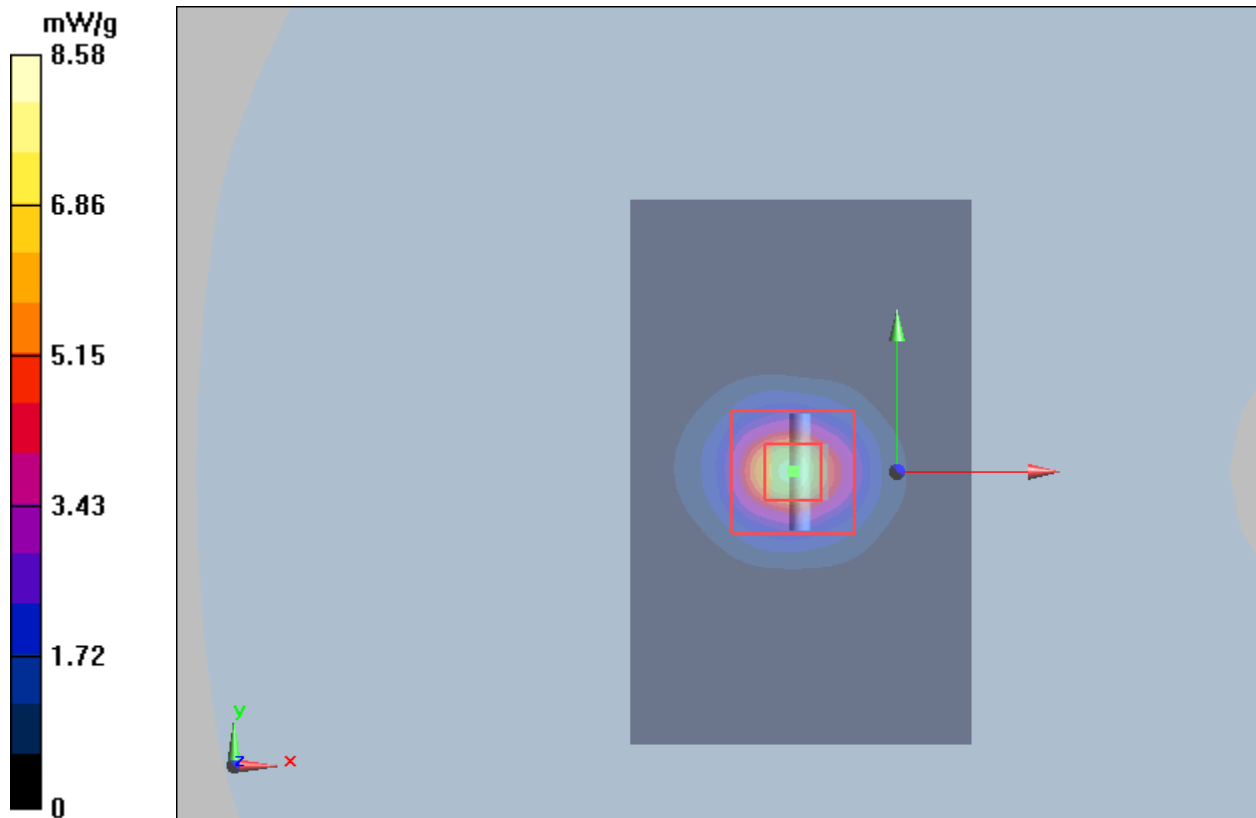
d=10mm, Pin=250mW/Zoom Scan (7x7x12)/Cube 0: Measurement grid: dx=4mm, dy=4mm, dz=2mm

Reference Value = 38 V/m; Power Drift = -0.018 dB

Peak SAR (extrapolated) = 22.6 W/kg

SAR(1 g) = 7.15 mW/g; SAR(10 g) = 1.99 mW/g

Maximum value of SAR (measured) = 8.58 mW/g



Plot 33 System Performance Check at 5750 MHz Body TSL

DUT: Dipole 5750 MHz; Type: D5GHzV2; Serial: D5GHzV2 - SN: 1151

Date: 10/29/2018

Communication System: CW; Frequency: 5750 MHz; Duty Cycle: 1:1

Medium parameters used: $f = 5750 \text{ MHz}$; $\sigma = 6.15 \text{ mho/m}$; $\epsilon_r = 47.3$; $\rho = 1000 \text{ kg/m}^3$

Ambient Temperature: $22.3 \text{ }^\circ\text{C}$ Liquid Temperature: $21.5 \text{ }^\circ\text{C}$

Phantom section: Flat Section

DASY5 Configuration:

Sensor-Surface: 1.4mm (Mechanical Surface Detection)

Probe: EX3DV4 - SN3677; ConvF(4.43, 4.43, 4.43); Calibrated: 5/29/2018;

Electronics: DAE4 SN1317; Calibrated: 3/23/2018

Phantom: SAM1; Type: SAM; Serial: TP-1534

Measurement SW: DASY52, Version 52.8 (8); SEMCAD X Version 14.6.10 (7331)

d=10mm, Pin=250mW/Area Scan (61x101x1): Measurement grid: dx=10mm, dy=10mm

Maximum value of SAR (interpolated) = 7.8 mW/g

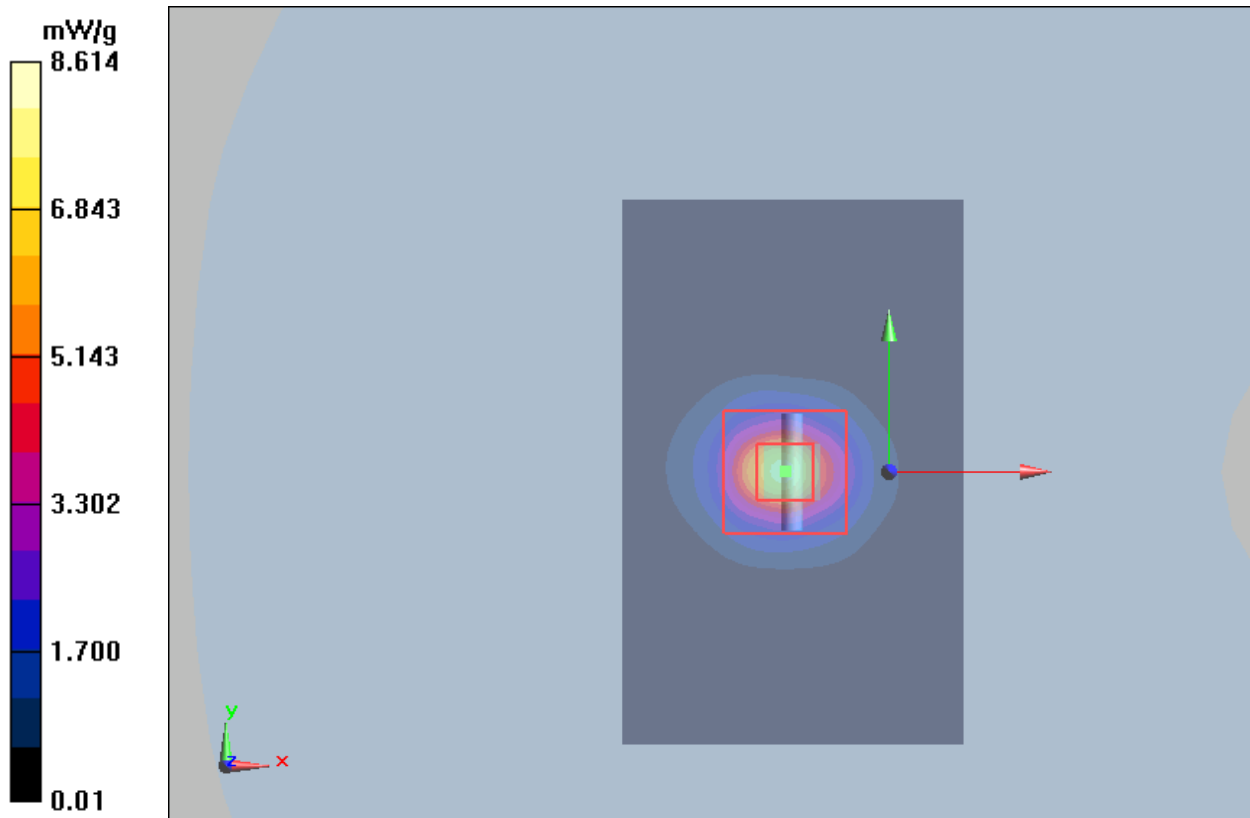
d=10mm, Pin=250mW/Zoom Scan (7x7x12)/Cube 0: Measurement grid: dx=4mm, dy=4mm, dz=2mm

Reference Value = 38.11 V/m; Power Drift = 0.02 dB

Peak SAR (extrapolated) = 22.64 W/kg

SAR(1 g) = 7.13 mW/g; SAR(10 g) = 1.96 mW/g

Maximum value of SAR (measured) = 8.614 mW/g



ANNEX C: Highest Graph Results

Antenna 1

Plot 34 GSM 850 Right Cheek Middle

Date: 9/27/2017

Communication System: UID 0, GSM (0); Frequency: 836.6 MHz; Duty Cycle: 1:8.30042

Medium parameters used: $f = 837$ MHz; $\sigma = 0.94$ S/m; $\epsilon_r = 42.425$; $\rho = 1000$ kg/m³

Ambient Temperature: 22.3 °C Liquid Temperature: 21.5 °C

Phantom section: Right Section

DASY5 Configuration:

Sensor-Surface: 4mm (Mechanical Surface Detection)

Probe: EX3DV4 - SN3677; ConvF(9.31, 9.31, 9.31); Calibrated: 1/23/2017;

Electronics: DAE4 Sn1291; Calibrated: 1/19/2017

Phantom: SAM 2; Type: QD000P40CD; Serial: TP:1666

Measurement SW: DASY52, Version 52.8 (8); SEMCAD X Version 14.6.10 (7331)

Right Cheek Middle/Area Scan (71x121x1): Interpolated grid: dx=15mm, dy=15mm

Maximum value of SAR (interpolated) = 0.290 W/kg

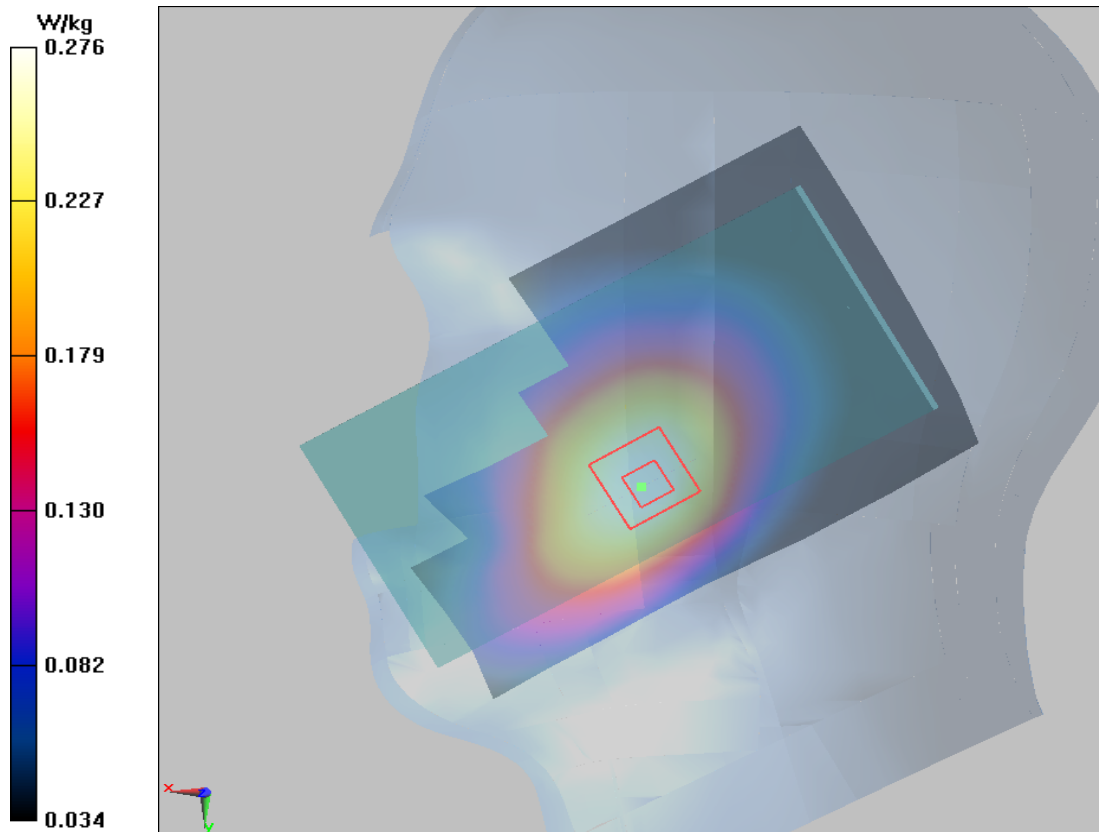
Right Cheek Middle/Zoom Scan (5x5x7)/Cube 0: Measurement grid: dx=8mm, dy=8mm, dz=5mm

Reference Value = 5.711 V/m; Power Drift = -0.15 dB

Peak SAR (extrapolated) = 0.329 W/kg

SAR(1 g) = 0.263 W/kg; SAR(10 g) = 0.200 W/kg

Maximum value of SAR (measured) = 0.276 W/kg



Plot 35 GSM 850 Back Side Middle (Distance 15mm)

Date: 9/28/2017

Communication System: UID 0, GSM (0); Frequency: 836.6 MHz; Duty Cycle: 1:8.30042

Medium parameters used: $f = 837$ MHz; $\sigma = 1.013$ S/m; $\epsilon_r = 55.395$; $\rho = 1000$ kg/m³

Ambient Temperature: 22.3 °C Liquid Temperature: 21.5 °C

Phantom section: Flat Section

DASY5 Configuration:

Sensor-Surface: 4mm (Mechanical Surface Detection)

Probe: EX3DV4 - SN3677; ConvF(9.74, 9.74, 9.74); Calibrated: 1/23/2017;

Electronics: DAE4 Sn1291; Calibrated: 1/19/2017

Phantom: SAM 2; Type: QD000P40CD; Serial: TP:1666

Measurement SW: DASY52, Version 52.8 (8); SEMCAD X Version 14.6.10 (7331)

Back Side Middle/Area Scan (71x121x1): Interpolated grid: dx=15mm, dy=15mm

Maximum value of SAR (interpolated) = 0.326 W/kg

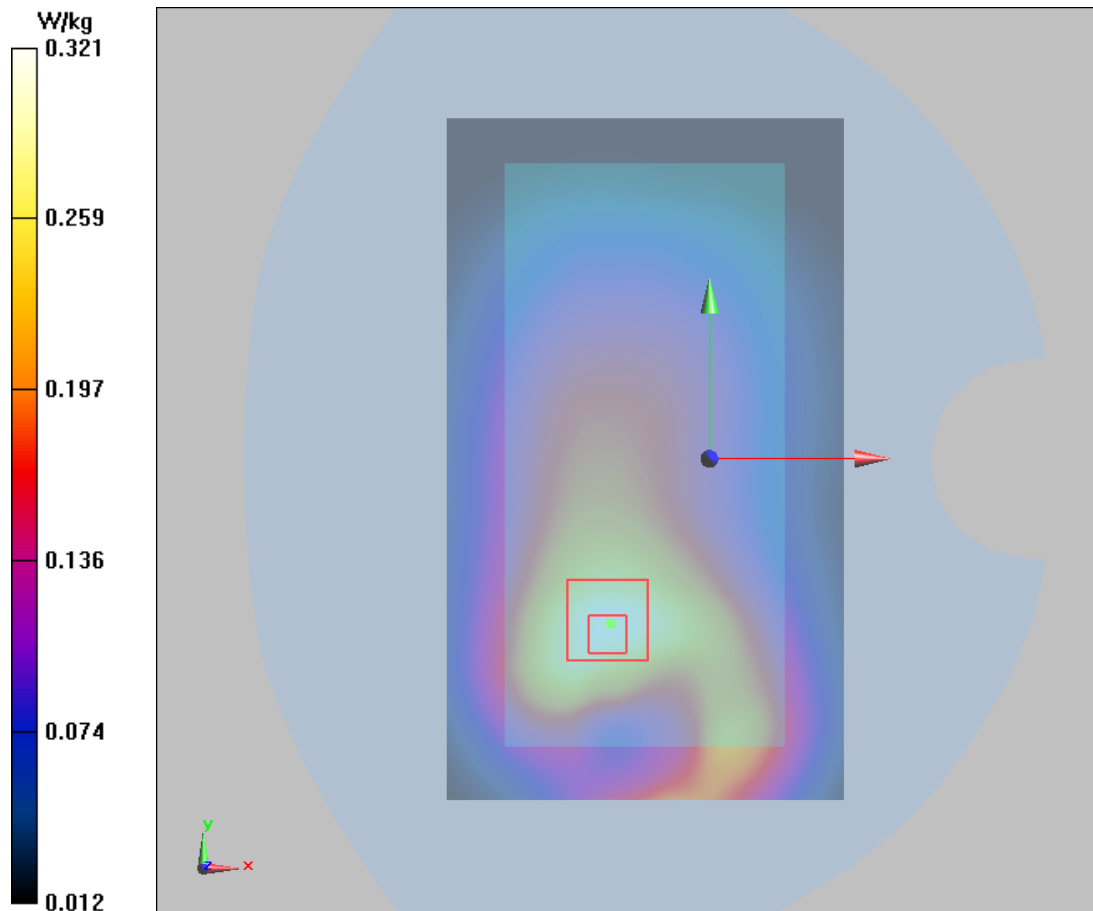
Back Side Middle/Zoom Scan (5x5x7)/Cube 0: Measurement grid: dx=8mm, dy=8mm, dz=5mm

Reference Value = 13.29 V/m; Power Drift = -0.08 dB

Peak SAR (extrapolated) = 0.410 W/kg

SAR(1 g) = 0.304 W/kg; SAR(10 g) = 0.214 W/kg

Maximum value of SAR (measured) = 0.321 W/kg



Plot 36 GSM 850 GPRS (2Txslots) Back Side High (Distance 10mm)

Date: 9/28/2017

Communication System: UID 0, GPRS 2TX (0); Frequency: 848.8 MHz; Duty Cycle: 1:4.14954

Medium parameters used: $f = 849$ MHz; $\sigma = 1.014$ S/m; $\epsilon_r = 54.369$; $\rho = 1000$ kg/m³

Ambient Temperature: 22.3 °C Liquid Temperature: 21.5 °C

Phantom section: Flat Section

DASY5 Configuration:

Sensor-Surface: 4mm (Mechanical Surface Detection)

Probe: EX3DV4 - SN3677; ConvF(9.74, 9.74, 9.74); Calibrated: 1/23/2017;

Electronics: DAE4 Sn1291; Calibrated: 1/19/2017

Phantom: SAM1; Type: SAM; Serial: TP-1534

Measurement SW: DASY52, Version 52.8 (8); SEMCAD X Version 14.6.10 (7331)

Back Side High/Area Scan (71x121x1): Interpolated grid: dx=15mm, dy=15mm

Maximum value of SAR (interpolated) = 0.718 W/kg

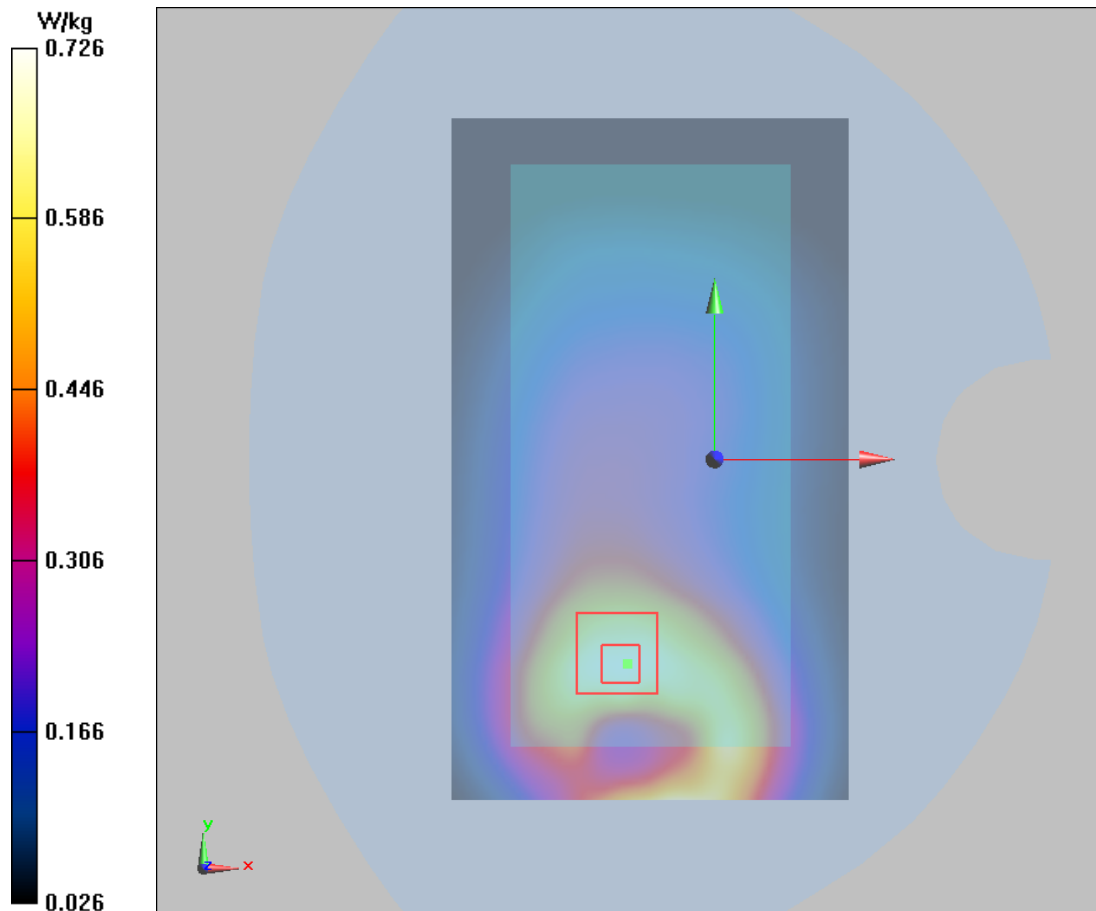
Back Side High/Zoom Scan (5x5x7)/Cube 0: Measurement grid: dx=8mm, dy=8mm, dz=5mm

Reference Value = 16.63 V/m; Power Drift = 0.07 dB

Peak SAR (extrapolated) = 0.983 W/kg

SAR(1 g) = 0.678 W/kg; SAR(10 g) = 0.456 W/kg

Maximum value of SAR (measured) = 0.726 W/kg



Plot 37 GSM 1900 Right Cheek Middle (Hotspot Off)

Date: 9/27/2017

Communication System: UID 0, GSM 1900 (0); Frequency: 1880 MHz; Duty Cycle: 1:8.30042

Medium parameters used: $f = 1880$ MHz; $\sigma = 1.37$ S/m; $\epsilon_r = 40.575$; $\rho = 1000$ kg/m³

Ambient Temperature: 22.3 °C Liquid Temperature: 21.5 °C

Phantom section: Right Section

DASY5 Configuration:

Sensor-Surface: 4mm (Mechanical Surface Detection)

Probe: EX3DV4 – SN7351; ConvF(8.59, 8.59, 8.59); Calibrated: 12/20/2016;

Electronics: DAE4 - SD 000 D04 BK - SN918; Calibrated: 6/26/2017

Phantom: SAM 2; Type: SAM;

Measurement SW: DASY52, Version 52.8 (8); SEMCAD X Version 14.6.10 (7331)

Right Cheek Middle/Area Scan (71x121x1): Interpolated grid: dx=15mm, dy=15mm

Maximum value of SAR (interpolated) = 0.159 W/kg

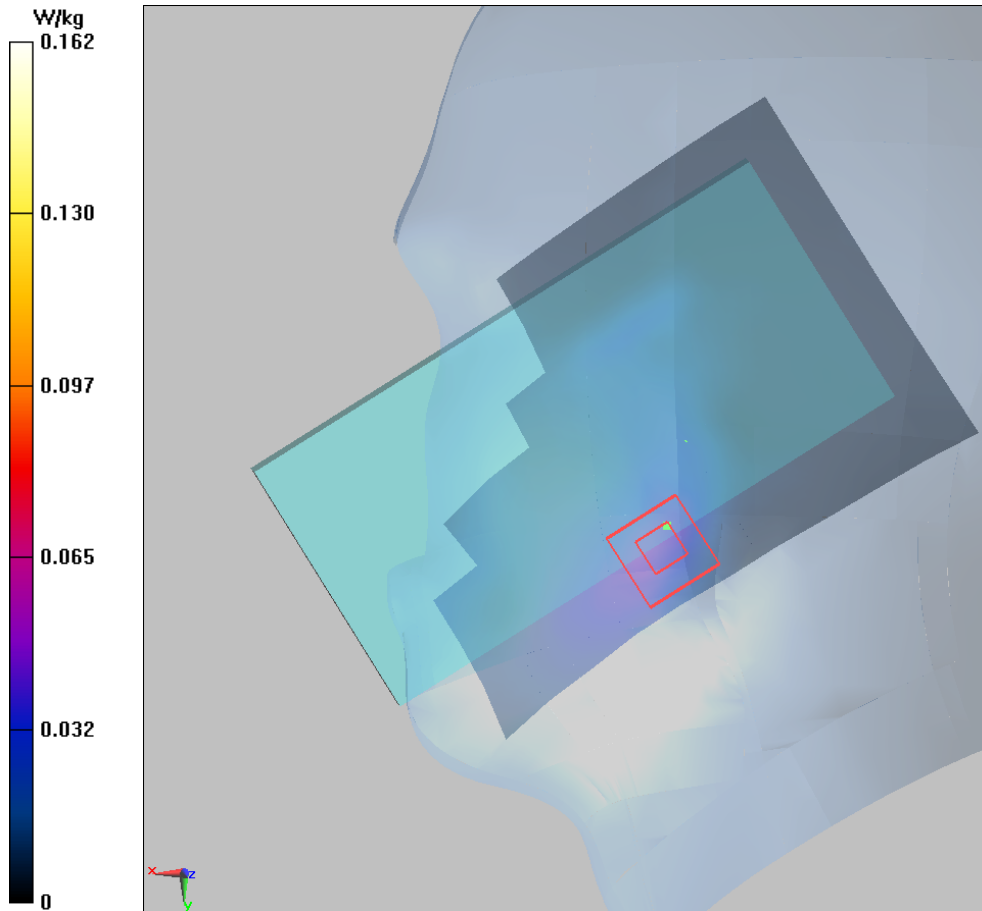
Right Cheek Middle/Zoom Scan (5x5x7)/Cube 0: Measurement grid: dx=8mm, dy=8mm, dz=5mm

Reference Value = 0.302V/m; Power Drift = 0.023dB

Peak SAR (extrapolated) = 2.09 W/kg

SAR(1 g) = 0.15 W/kg; SAR(10 g) = 0.09 W/kg

Maximum value of SAR (measured) = 0.162 W/kg



Plot 38 GSM 1900 Back Side Middle (Hotspot Off, Distance 15mm)

Date: 9/28/2017

Communication System: UID 0, GSM 1900 (0); Frequency: 1880 MHz; Duty Cycle: 1:8.30042

Medium parameters used: $f = 1880$ MHz; $\sigma = 1.49$ S/m; $\epsilon_r = 51.207$; $\rho = 1000$ kg/m³

Ambient Temperature: 22.3 °C Liquid Temperature: 21.5°C

Phantom section: Flat Section

DASY5 Configuration:

Sensor-Surface: 4mm (Mechanical Surface Detection)

Probe: EX3DV4 - SN7351; ConvF(8.14, 8.14, 8.14); Calibrated: 12/20/2016;

Electronics: DAE4 - SD 000 D04 BK - SN918; Calibrated: 6/26/2017

Phantom: SAM 2; Type: SAM;

Measurement SW: DASY52, Version 52.8 (8); SEMCAD X Version 14.6.10 (7331)

Back Side Middle/Area Scan (71x121x1): Interpolated grid: dx=15mm, dy=15mm

Maximum value of SAR (interpolated) = 0.26 W/kg

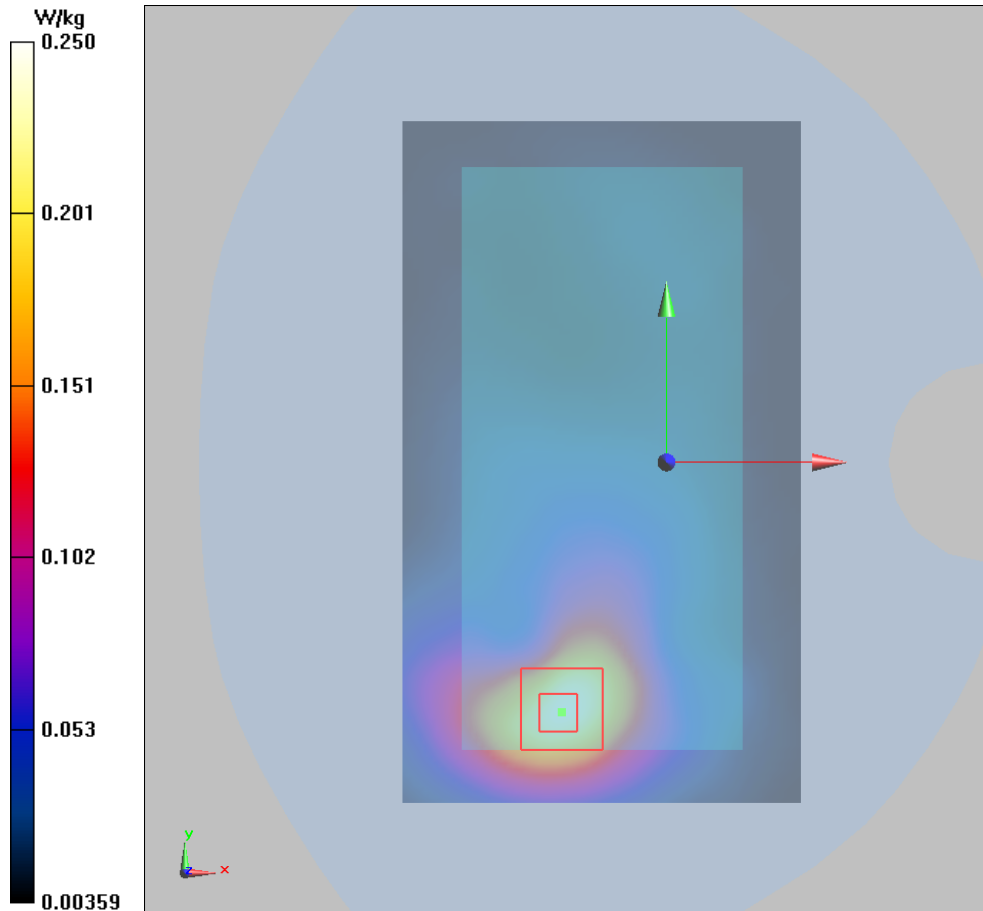
Back Side Middle/Zoom Scan (5x5x7)/Cube 0: Measurement grid: dx=8mm, dy=8mm, dz=5mm

Reference Value = 4.59 V/m; Power Drift = 0.014dB

Peak SAR (extrapolated) = 0.359 W/kg

SAR(1 g) = 0.23 W/kg; SAR(10 g) = 0.135 W/kg

Maximum value of SAR (measured) = 0.25 W/kg



Plot 39 GSM 1900 GPRS (2Txslots) Bottom Edge Middle (Hotspot On, Distance 10mm)

Date: 9/28/2017

Communication System: UID 0, GPRS 2TX (0); Frequency: 1880 MHz; Duty Cycle: 1:4.14954

Medium parameters used: $f = 1880 \text{ MHz}$; $\sigma = 1.49 \text{ S/m}$; $\epsilon_r = 51.207$; $\rho = 1000 \text{ kg/m}^3$

Ambient Temperature: $22.3 \text{ }^\circ\text{C}$ Liquid Temperature: $21.5 \text{ }^\circ\text{C}$

Phantom section: Flat Section

DASY5 Configuration:

Sensor-Surface: 4mm (Mechanical Surface Detection)

Probe: EX3DV4 - SN7351; ConvF(8.14, 8.14, 8.14); Calibrated: 12/20/2016;

Electronics: DAE4 - SD 000 D04 BK - SN918; Calibrated: 6/26/2017

Phantom: SAM 2; Type: SAM;

Measurement SW: DASY52, Version 52.8 (8); SEMCAD X Version 14.6.10 (7331)

Bottom Edge Middle/Area Scan (51x111x1): Interpolated grid: $dx=10\text{mm}$, $dy=10\text{mm}$

Maximum value of SAR (interpolated) = 0.56 W/kg

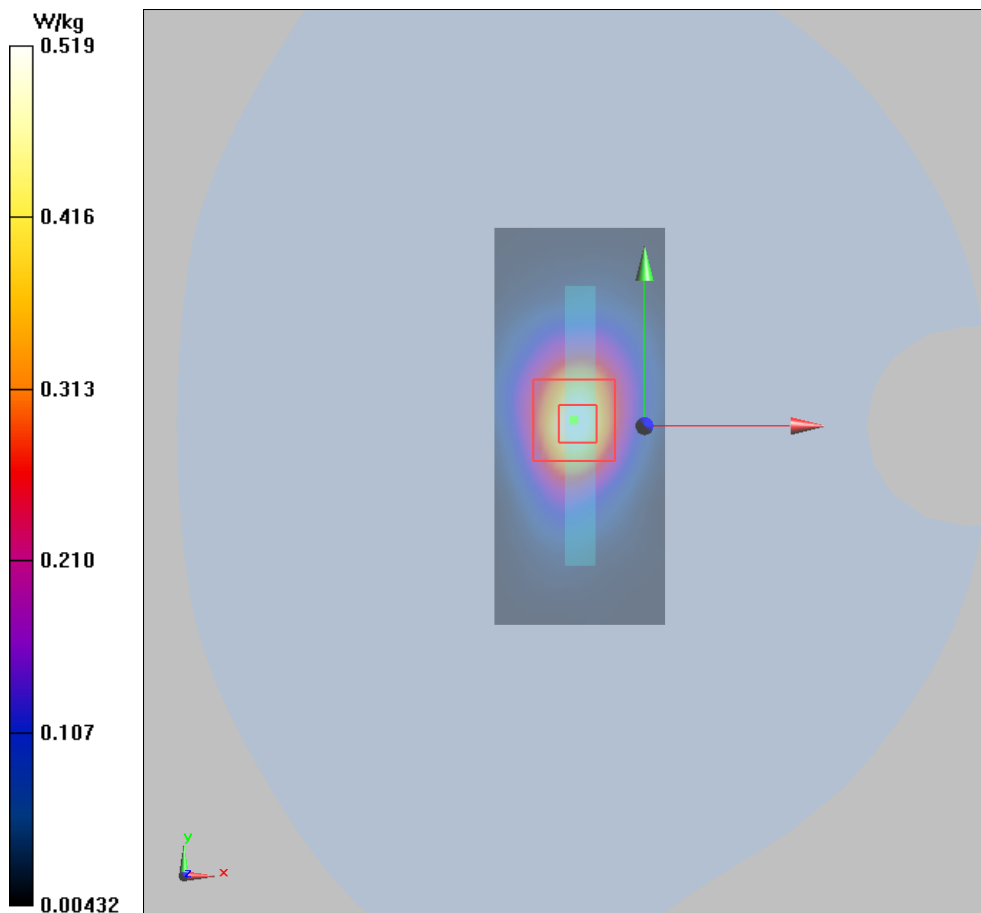
Bottom Edge Middle/Zoom Scan (7x7x7)/Cube 0: Measurement grid: $dx=5\text{mm}$, $dy=5\text{mm}$, $dz=5\text{mm}$

Reference Value = 18.71 V/m ; Power Drift = 0.0dB

Peak SAR (extrapolated) = 0.781 W/kg

SAR(1 g) = 0.461 W/kg ; SAR(10 g) = 0.235 W/kg

Maximum value of SAR (measured) = 0.519 W/kg



Plot 40 GSM 1900 GPRS (2Txslots) Bottom Edge Middle (Hotspot Off, Distance 0mm)

Date: 9/28/2017

Communication System: UID 0, 2 slot GPRS (0); Frequency: 1880 MHz; Duty Cycle: 1:4.14954

Medium parameters used: $f = 1880$ MHz; $\sigma = 1.49$ S/m; $\epsilon_r = 51.207$; $\rho = 1000$ kg/m³

Ambient Temperature: 22.3 °C Liquid Temperature: 21.5 °C

Phantom section: Flat Section

DASY5 Configuration:

Sensor-Surface: 4mm (Mechanical Surface Detection)

Probe: EX3DV4 - SN7351; ConvF(8.14, 8.14, 8.14); Calibrated: 12/20/2016;

Electronics: DAE4 - SD 000 D04 BK - SN918; Calibrated: 6/26/2017

Phantom: SAM 1; Type: QD000P40CD; Serial: TP:1666

Measurement SW: DASY52, Version 52.8 (8); SEMCAD X Version 14.6.10 (7331)

Bottom Edge Middle/Area Scan (51x111x1): Interpolated grid: dx=10mm, dy=10mm

Maximum value of SAR (interpolated) = 3.54 W/kg

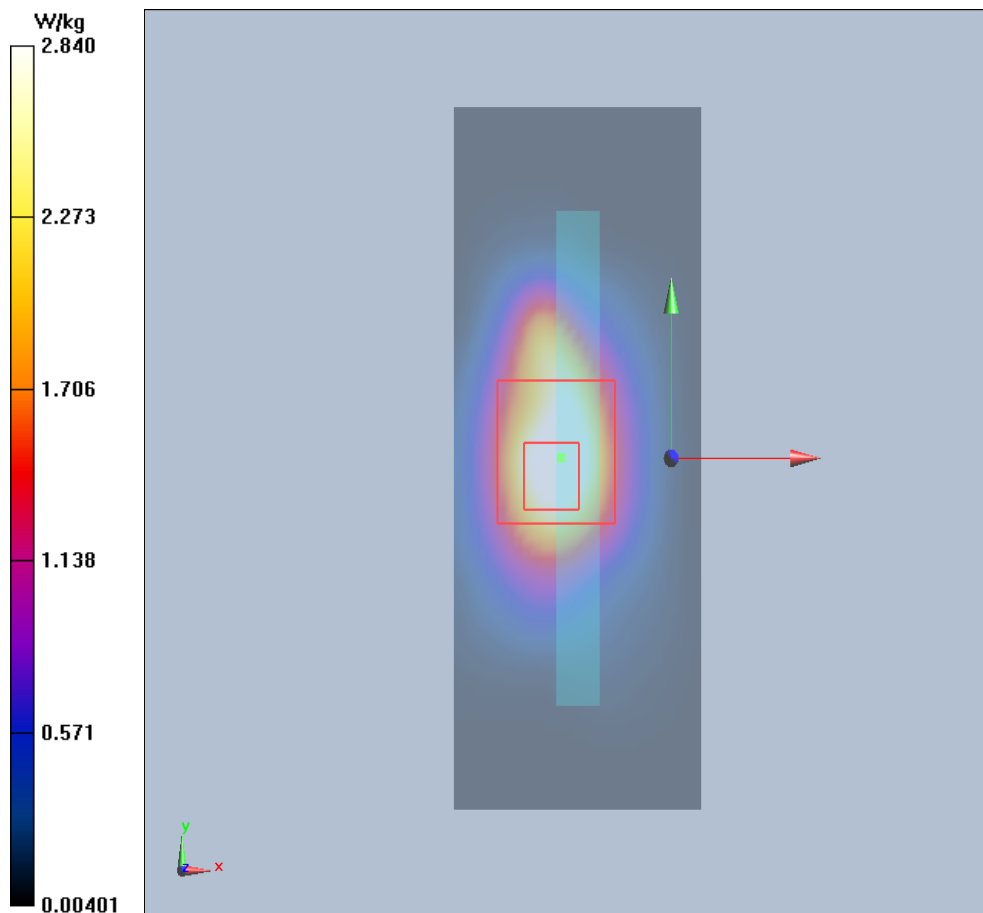
Bottom Edge Middle/Zoom Scan (7x7x7)/Cube 0: Measurement grid: dx=5mm, dy=5mm, dz=5mm

Reference Value = 34.36 V/m; Power Drift = 0.023 dB

Peak SAR (extrapolated) = 6.43 W/kg

SAR(1 g) = 2.54 W/kg; SAR(10 g) = 1.23 W/kg

Maximum value of SAR (measured) = 2.84 W/kg



Plot 41 UMTS Band II Right Cheek Middle (Hotspot Off)

Date: 9/27/2017

Communication System: UID 0, WCDMA II (0); Frequency: 1880 MHz; Duty Cycle: 1:1

Medium parameters used: $f = 1880$ MHz; $\sigma = 1.37$ S/m; $\epsilon_r = 40.575$; $\rho = 1000$ kg/m³

Ambient Temperature: 22.3 °C Liquid Temperature: 21.5 °C

Phantom section: Right Section

DASY5 Configuration:

Sensor-Surface: 4mm (Mechanical Surface Detection)

Probe: EX3DV4 – SN7351; ConvF(8.59, 8.59, 8.59); Calibrated: 12/20/2016;

Electronics: DAE4 - SD 000 D04 BK - SN918; Calibrated: 6/26/2017

Phantom: SAM 2; Type: SAM;

Measurement SW: DASY52, Version 52.8 (8); SEMCAD X Version 14.6.10 (7331)

Right Cheek Middle/Area Scan (71x121x1): Interpolated grid: dx=15mm, dy=15mm

Maximum value of SAR (interpolated) = 0.229W/kg

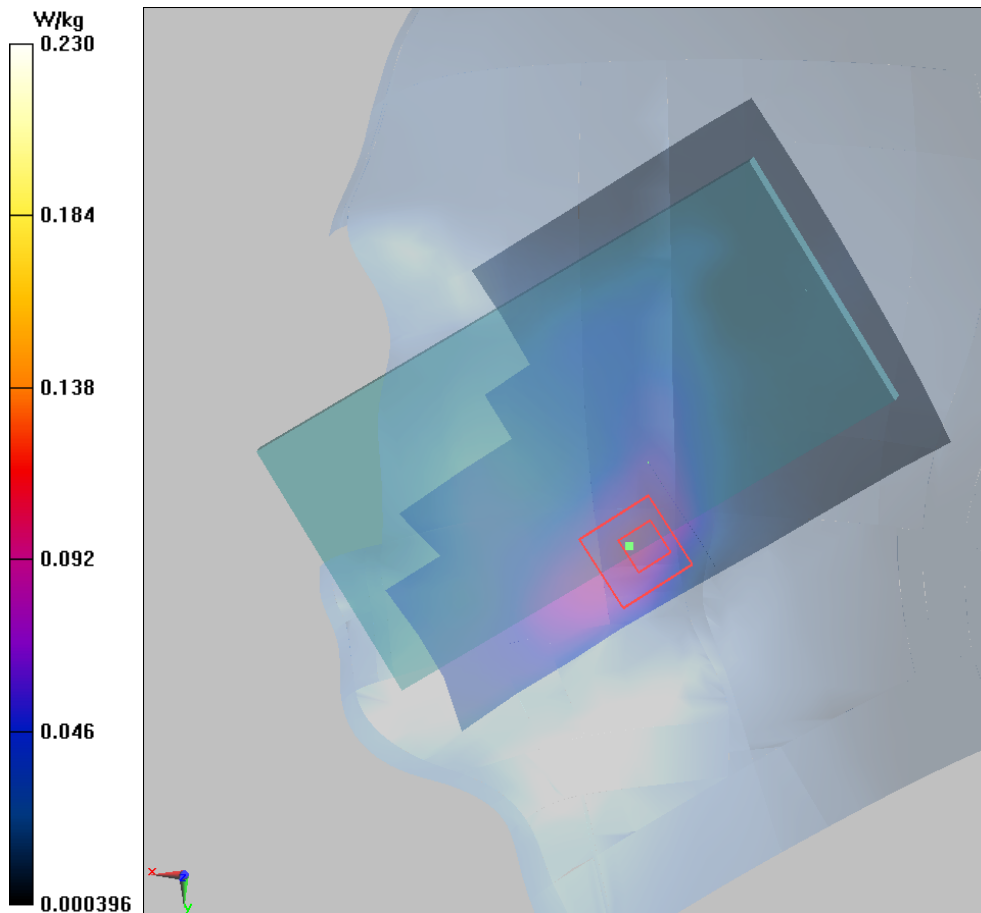
Right Cheek Middle/Zoom Scan (5x5x7)/Cube 0: Measurement grid: dx=8mm, dy=8mm, dz=5mm

Reference Value = 2.03 V/m; Power Drift =0.03 dB

Peak SAR (extrapolated) = 0.291 W/kg

SAR(1 g) = 0.190 W/kg; SAR(10 g) = 0.158 W/kg

Maximum value of SAR (measured) = 0.23W/kg



Plot 42 UMTS Band II Front Side Middle (Hotspot Off, Distance 15mm)

Date: 9/28/2017

Communication System: UID 0, WCDMA II (0); Frequency: 1880 MHz; Duty Cycle: 1:1

Medium parameters used: $f = 1880$ MHz; $\sigma = 1.49$ S/m; $\epsilon_r = 51.207$; $\rho = 1000$ kg/m³

Ambient Temperature: 22.3 °C Liquid Temperature: 21.5 °C

Phantom section: Flat Section

DASY5 Configuration:

Sensor-Surface: 4mm (Mechanical Surface Detection)

Probe: EX3DV4 - SN7351; ConvF(8.14, 8.14, 8.14); Calibrated: 12/20/2016;

Electronics: DAE4 - SD 000 D04 BK - SN918; Calibrated: 6/26/2017

Phantom: SAM 2; Type: SAM;

Measurement SW: DASY52, Version 52.8 (8); SEMCAD X Version 14.6.10 (7331)

Front Side Middle/Area Scan (71x121x1): Interpolated grid: dx=15mm, dy=15mm

Maximum value of SAR (interpolated) = 0.677 W/kg

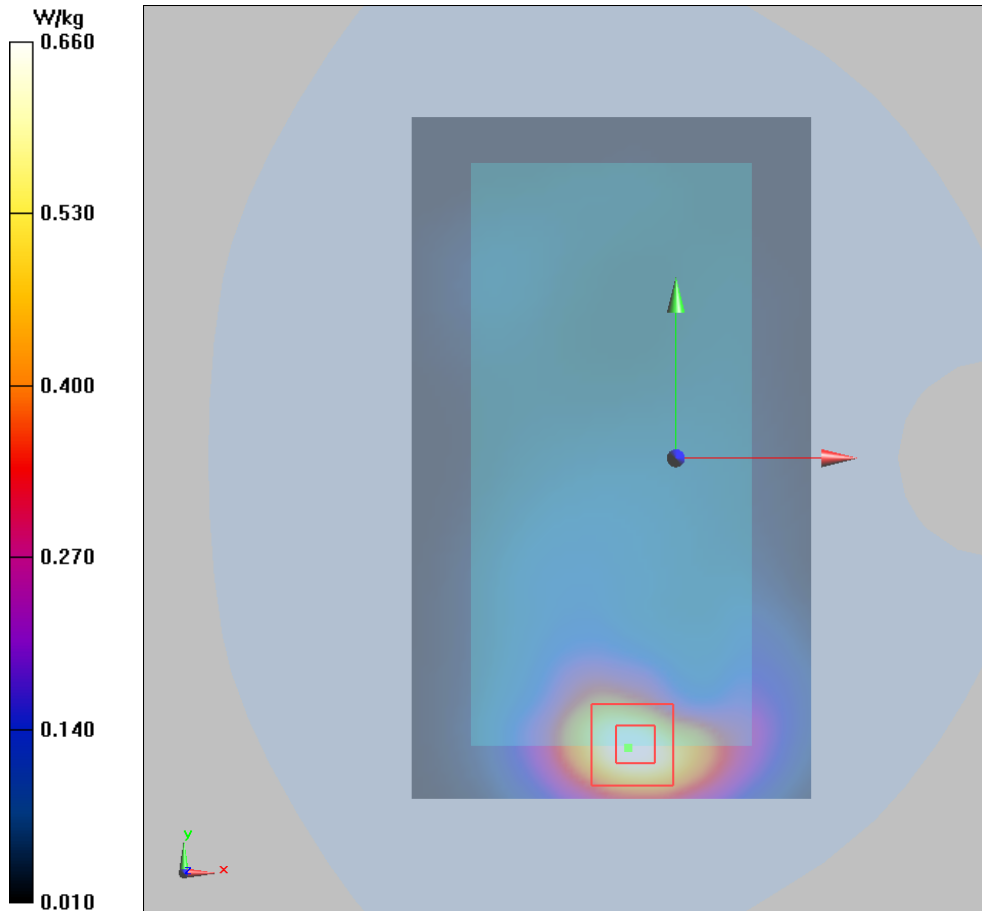
Front Side Middle/Zoom Scan (5x5x7)/Cube 0: Measurement grid: dx=8mm, dy=8mm, dz=5mm

Reference Value = 6.019 V/m; Power Drift = -0.03 dB

Peak SAR (extrapolated) = 0.977 W/kg

SAR(1 g) = 0.507 W/kg; SAR(10 g) = 0.352 W/kg

Maximum value of SAR (measured) = 0.660 W/kg



Plot 43 UMTS Band II Bottom Edge Low (Hotspot On, Distance 10mm)

Date: 9/28/2017

Communication System: UID 0, WCDMA II (0); Frequency: 1852.4 MHz; Duty Cycle: 1:1

Medium parameters used (interpolated): $f = 1852.4$ MHz; $\sigma = 1.462$ S/m; $\epsilon_r = 51.27$; $\rho = 1000$ kg/m³

Ambient Temperature: 22.3 °C Liquid Temperature: 21.5 °C

Phantom section: Flat Section

DASY5 Configuration:

Sensor-Surface: 4mm (Mechanical Surface Detection)

Probe: EX3DV4 - SN7351; ConvF(8.14, 8.14, 8.14); Calibrated: 12/20/2016;

Electronics: DAE4 - SD 000 D04 BK - SN918; Calibrated: 6/26/2017

Phantom: SAM 2; Type: SAM;

Measurement SW: DASY52, Version 52.8 (8); SEMCAD X Version 14.6.10 (7331)

Bottom Edge Low/Area Scan (51x111x1): Interpolated grid: dx=10mm, dy=10mm

Maximum value of SAR (interpolated) = 0.817 W/kg

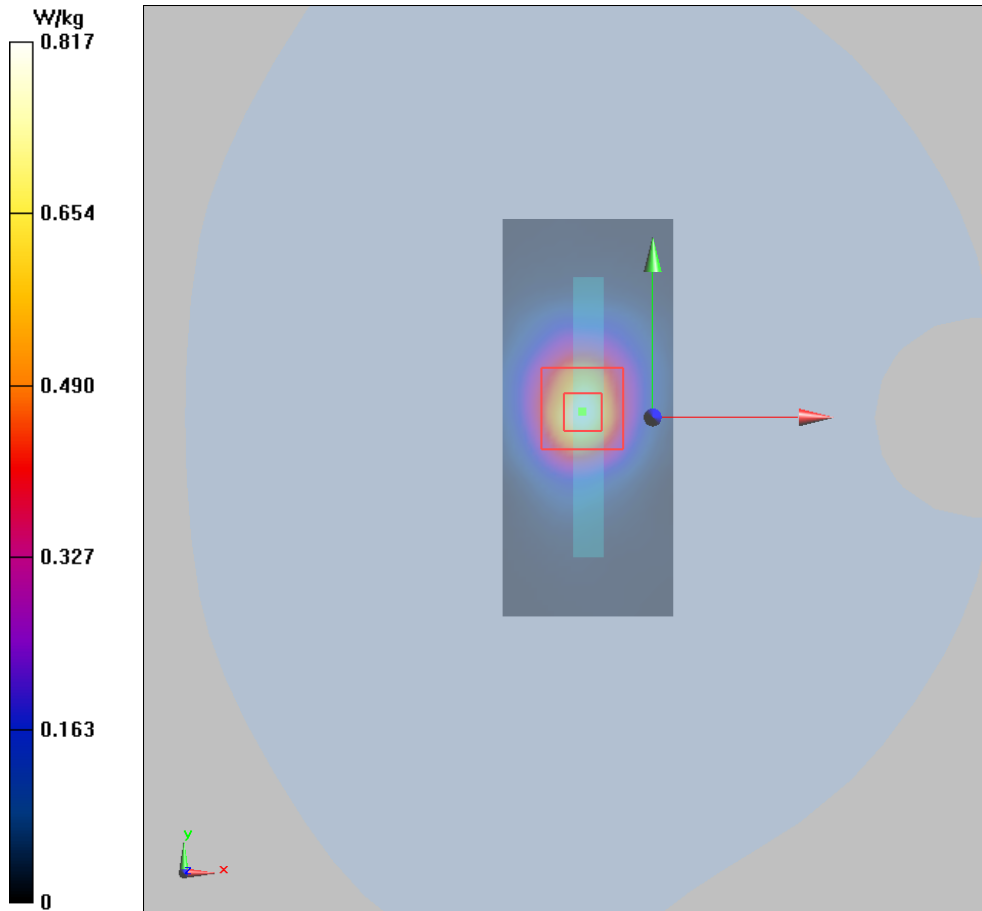
Bottom Edge Low/Zoom Scan (7x7x7)/Cube 0: Measurement grid: dx=5mm, dy=5mm, dz=5mm

Reference Value = 21.50 V/m; Power Drift = 0.08 dB

Peak SAR (extrapolated) = 1.06 W/kg

SAR(1 g) = 0.766 W/kg; SAR(10 g) = 0.324 W/kg

Maximum value of SAR (measured) = 0.817 W/kg



Plot 44 UMTS Band II Bottom Edge Middle (Hotspot Off+Sensor Off, Distance 6mm)

Date: 9/28/2017

Communication System: UID 0, WCDMA II (0); Frequency: 1880 MHz; Duty Cycle: 1:1

Medium parameters used: $f = 1880 \text{ MHz}$; $\sigma = 1.49 \text{ S/m}$; $\epsilon_r = 51.207$; $\rho = 1000 \text{ kg/m}^3$

Ambient Temperature: $22.3 \text{ }^\circ\text{C}$ Liquid Temperature: $21.5 \text{ }^\circ\text{C}$

Phantom section: Flat Section

DASY5 Configuration:

Sensor-Surface: 4mm (Mechanical Surface Detection)

Probe: EX3DV4 - SN7351; ConvF(8.14, 8.14, 8.14); Calibrated: 12/20/2016;

Electronics: DAE4 - SD 000 D04 BK - SN918; Calibrated: 6/26/2017

Phantom: SAM 2; Type: SAM;

Measurement SW: DASY52, Version 52.8 (8); SEMCAD X Version 14.6.10 (7331)

Bottom Edge Middle/Area Scan (51x111x1): Interpolated grid: $dx=10\text{mm}$, $dy=10\text{mm}$

Maximum value of SAR (interpolated) = 4.88 W/kg

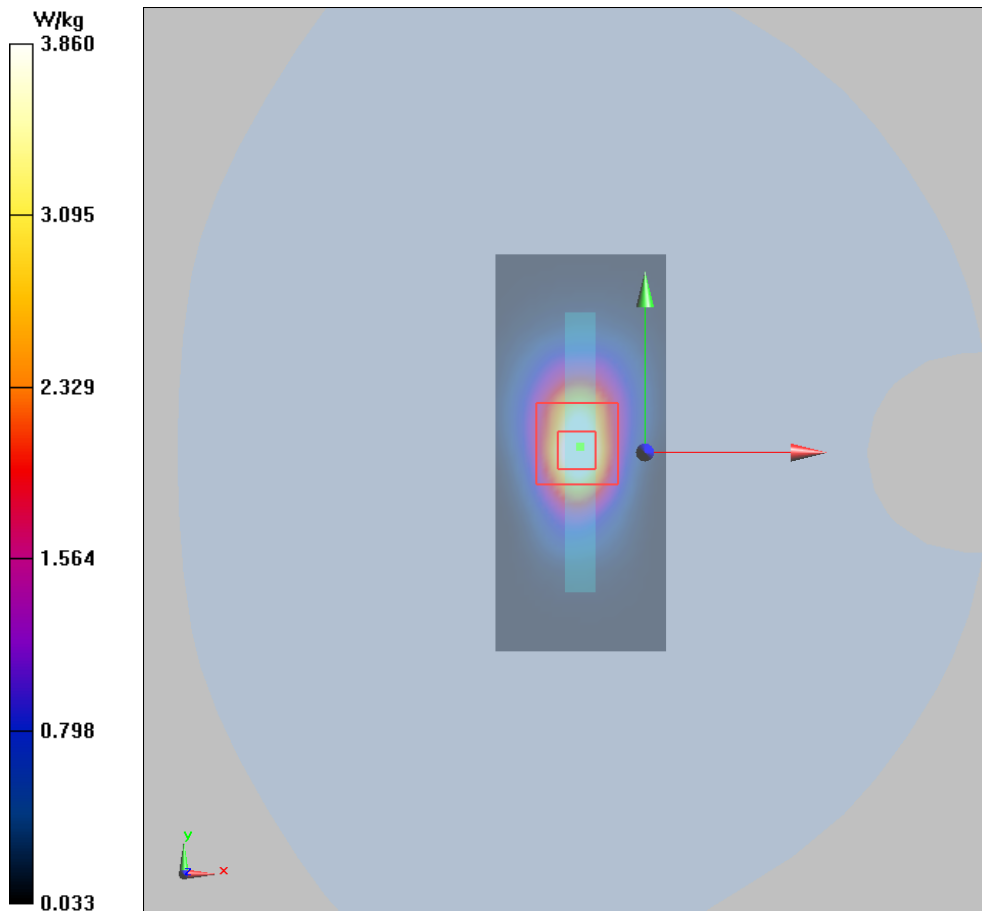
Bottom Edge Middle/Zoom Scan (7x7x7)/Cube 0: Measurement grid: $dx=5\text{mm}$, $dy=5\text{mm}$, $dz=5\text{mm}$

Reference Value = 51.07 V/m ; Power Drift = -0.01 dB

Peak SAR (extrapolated) = 6.38 W/kg

SAR(1 g) = 3.37 W/kg ; SAR(10 g) = 1.95 W/kg

Maximum value of SAR (measured) = 3.86 W/kg



Plot 45 UMTS Band IV Left Cheek Middle (REC On+Hotspot Off, Battery 3)

Date: 9/27/2017

Communication System: UID 0, WCDMA (0); Frequency: 1732.6 MHz; Duty Cycle: 1:1

Medium parameters used: $f = 1733 \text{ MHz}$; $\sigma = 1.351 \text{ S/m}$; $\epsilon_r = 38.755$; $\rho = 1000 \text{ kg/m}^3$

Ambient Temperature: $22.3 \text{ }^\circ\text{C}$ Liquid Temperature: $21.5 \text{ }^\circ\text{C}$

Phantom section: Left Section

DASY5 Configuration:

Sensor-Surface: 4mm (Mechanical Surface Detection)

Probe: EX3DV4 - SN3677; ConvF(8.60, 8.60, 8.60); Calibrated: 1/23/2017;

Electronics: DAE4 Sn1291; Calibrated: 1/19/2017

Phantom: SAM 1; Type: QD000P40CD; Serial: TP:1666

Measurement SW: DASY52, Version 52.8 (8); SEMCAD X Version 14.6.10 (7331)

Left Cheek Middle/Area Scan (71x121x1): Interpolated grid: $dx=15\text{mm}$, $dy=15\text{mm}$

Maximum value of SAR (interpolated) = 0.196 W/kg

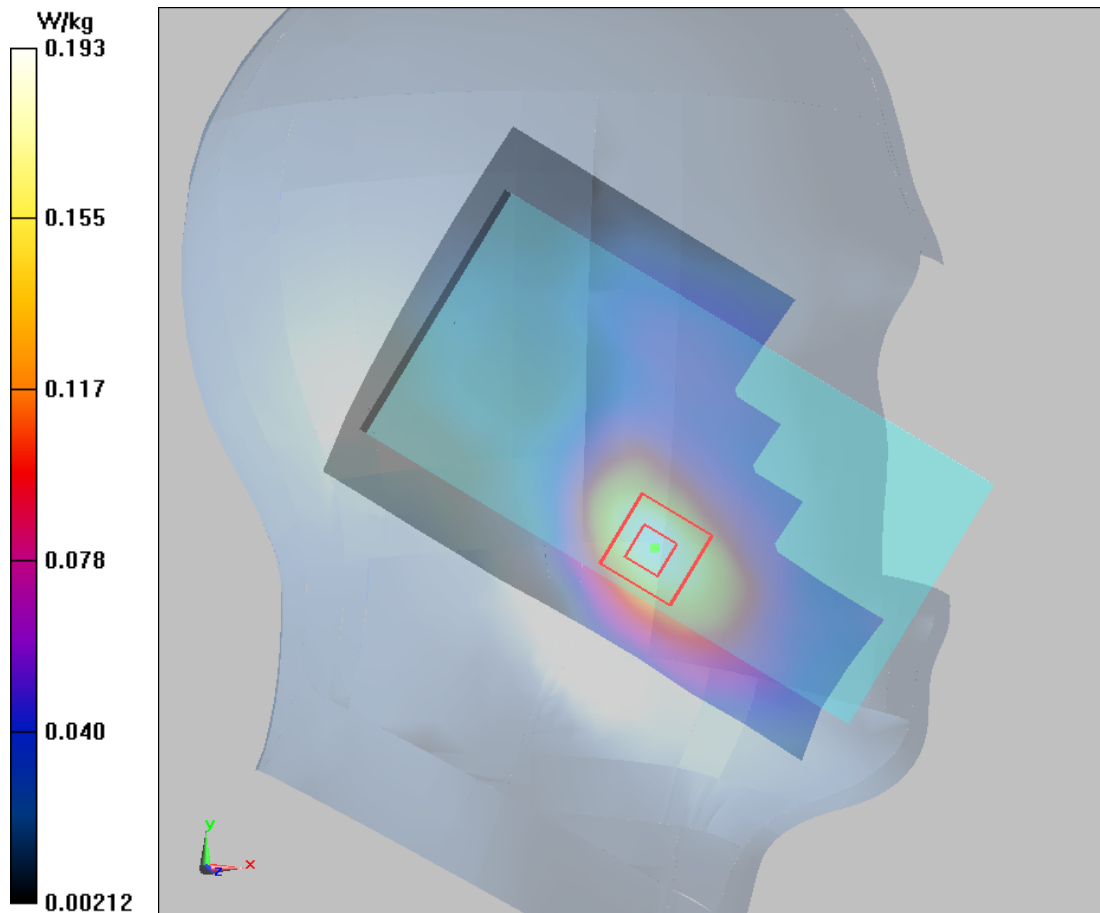
Left Cheek Middle/Zoom Scan (5x5x7)/Cube 0: Measurement grid: $dx=8\text{mm}$, $dy=8\text{mm}$, $dz=5\text{mm}$

Reference Value = 3.683 V/m ; Power Drift = 0.093 dB

Peak SAR (extrapolated) = 0.271 W/kg

SAR(1 g) = 0.192 W/kg ; SAR(10 g) = 0.110 W/kg

Maximum value of SAR (measured) = 0.193 W/kg



Plot 46 UMTS Band IV Front Side Middle (REC Off+Hotspot Off, Distance 15mm)

Date: 9/28/2017

Communication System: UID 0, WCDMA (0); Frequency: 1732.6 MHz; Duty Cycle: 1:1

Medium parameters used: $f = 1733$ MHz; $\sigma = 1.418$ S/m; $\epsilon_r = 51.915$; $\rho = 1000$ kg/m³

Ambient Temperature: 22.3 °C Liquid Temperature: 21.5 °C

Phantom section: Flat Section

DASY5 Configuration:

Sensor-Surface: 4mm (Mechanical Surface Detection)

Probe: EX3DV4 - SN3677; ConvF(8.39, 8.39, 8.39); Calibrated: 1/23/2017;

Electronics: DAE4 Sn1291; Calibrated: 1/19/2017

Phantom: SAM 1; Type: QD000P40CD; Serial: TP:1666

Measurement SW: DASY52, Version 52.8 (8); SEMCAD X Version 14.6.10 (7331)

Front Side Middle/Area Scan (71x121x1): Interpolated grid: dx=15mm, dy=15mm

Maximum value of SAR (interpolated) = 0.658 W/kg

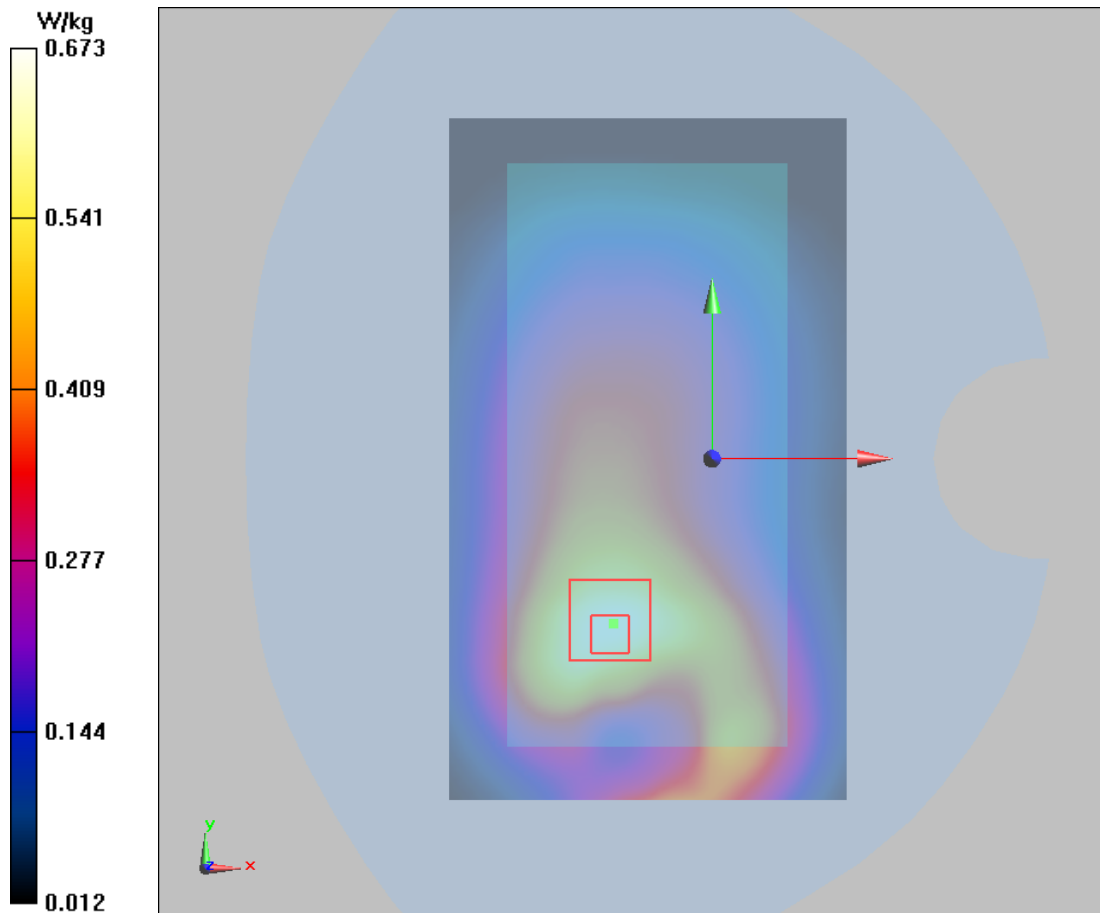
Front Side Middle/Zoom Scan (5x5x7)/Cube 0: Measurement grid: dx=8mm, dy=8mm, dz=5mm

Reference Value = 6.344 V/m; Power Drift = -0.05 dB

Peak SAR (extrapolated) = 0.968 W/kg

SAR(1 g) = 0.658 W/kg; SAR(10 g) = 0.356 W/kg

Maximum value of SAR (measured) = 0.673 W/kg



Plot 47 UMTS Band IV Bottom Edge Middle (Hotspot On, Distance 10mm)

Date: 9/28/2017

Communication System: UID 0, WCDMA (0); Frequency: 1732.6 MHz; Duty Cycle: 1:1

Medium parameters used: $f = 1733$ MHz; $\sigma = 1.418$ S/m; $\epsilon_r = 51.915$; $\rho = 1000$ kg/m³

Ambient Temperature: 22.3 °C Liquid Temperature: 21.5 °C

Phantom section: Flat Section

DASY5 Configuration:

Sensor-Surface: 4mm (Mechanical Surface Detection)

Probe: EX3DV4 - SN3677; ConvF(8.39, 8.39, 8.39); Calibrated: 1/23/2017;

Electronics: DAE4 Sn1291; Calibrated: 1/19/2017

Phantom: SAM 1; Type: QD000P40CD; Serial: TP:1666

Measurement SW: DASY52, Version 52.8 (8); SEMCAD X Version 14.6.10 (7331)

Bottom Edge Middle/Area Scan (51x111x1): Interpolated grid: dx=10mm, dy=10mm

Maximum value of SAR (interpolated) = 0.487 W/kg

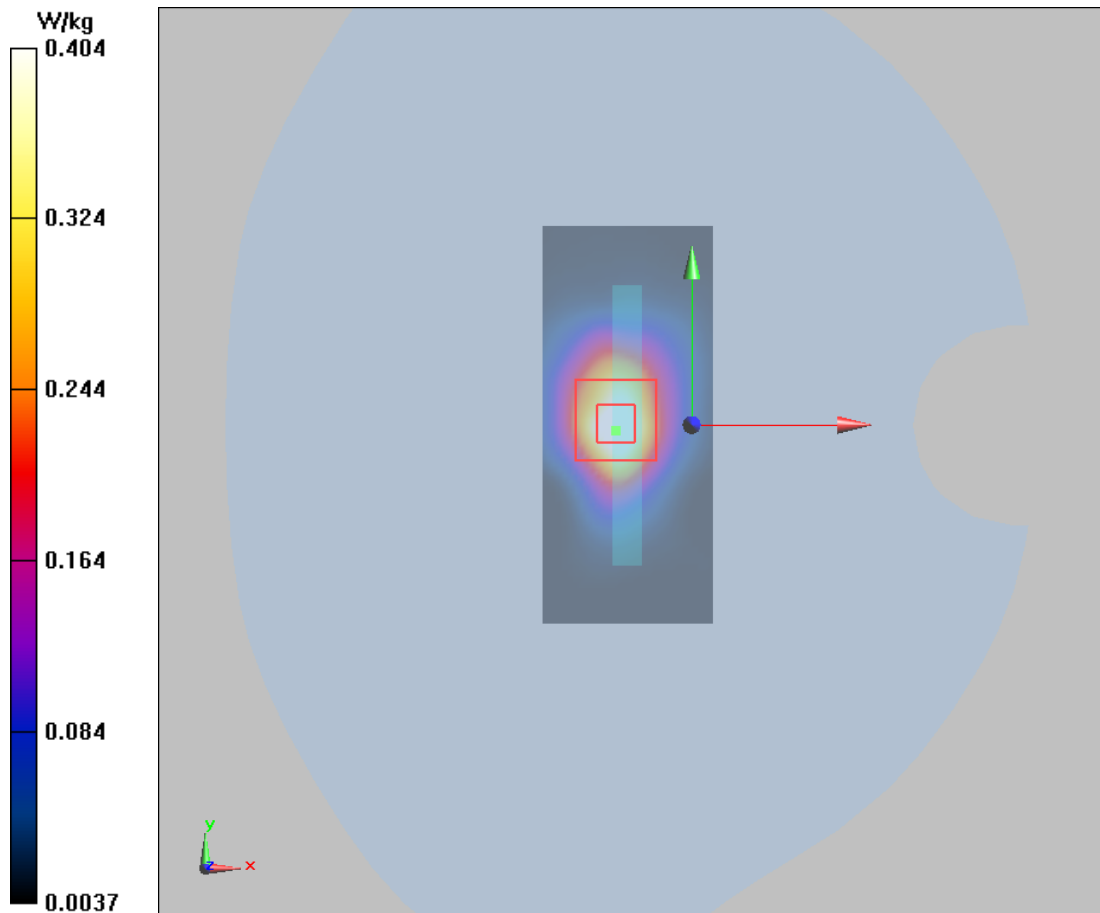
Bottom Edge Middle/Zoom Scan (7x7x7)/Cube 0: Measurement grid: dx=5mm, dy=5mm, dz=5mm

Reference Value = 16.60 V/m; Power Drift = 0.10 dB

Peak SAR (extrapolated) = 0.617 W/kg

SAR(1 g) = 0.392 W/kg; SAR(10 g) = 0.196 W/kg

Maximum value of SAR (measured) = 0.404 W/kg



Plot 48 UMTS Band IV Bottom Edge Middle (Hotspot Off+Sensor Off, Distance 6mm)

Date: 9/28/2017

Communication System: UID 0, WCDMA (0); Frequency: 1732.6 MHz; Duty Cycle: 1:1

Medium parameters used: $f = 1733$ MHz; $\sigma = 1.418$ S/m; $\epsilon_r = 51.915$; $\rho = 1000$ kg/m³

Ambient Temperature: 22.3 °C Liquid Temperature: 21.5 °C

Phantom section: Flat Section

DASY5 Configuration:

Sensor-Surface: 4mm (Mechanical Surface Detection)

Probe: EX3DV4 - SN3677; ConvF(8.39, 8.39, 8.39); Calibrated: 1/23/2017;

Electronics: DAE4 Sn1291; Calibrated: 1/19/2017

Phantom: SAM 1; Type: QD000P40CD; Serial: TP:1666

Measurement SW: DASY52, Version 52.8 (8); SEMCAD X Version 14.6.10 (7331)

Bottom Edge Middle/Area Scan (51x111x1): Interpolated grid: dx=10mm, dy=10mm

Maximum value of SAR (interpolated) = 7.45 W/kg

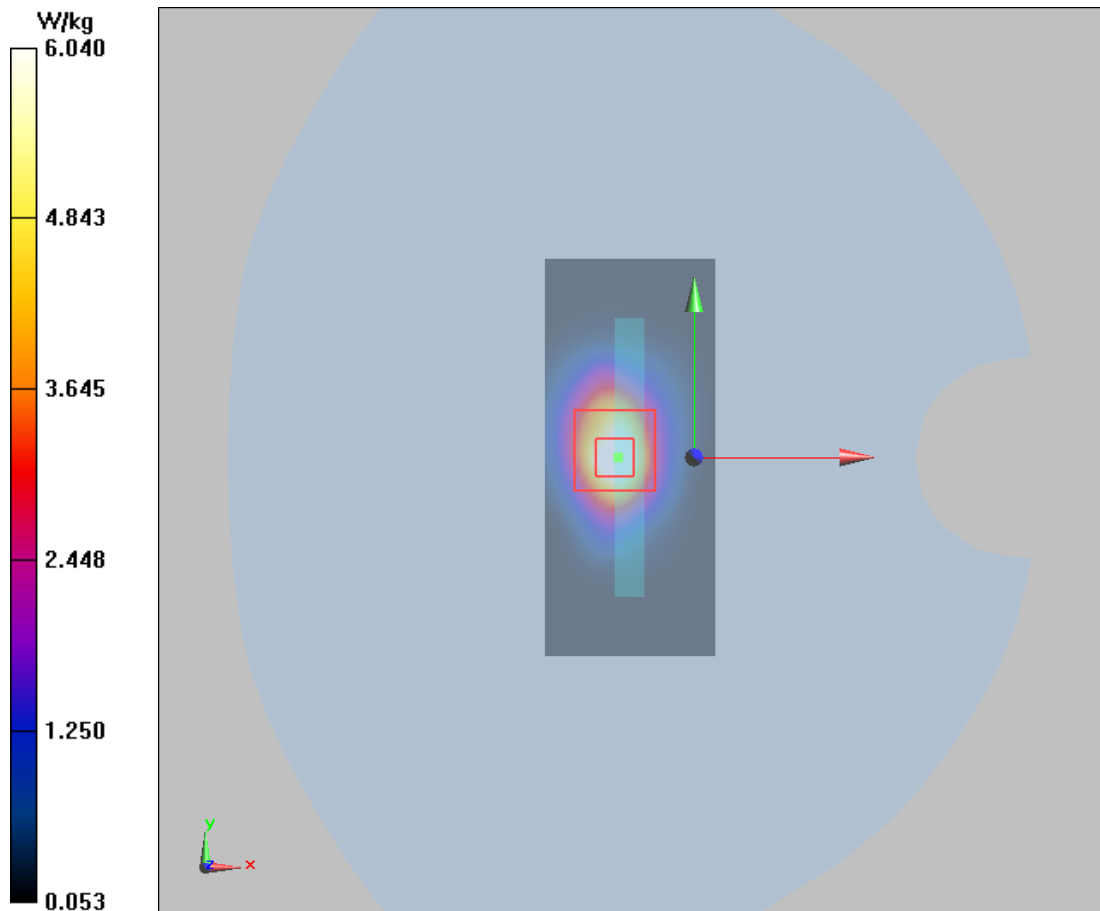
Bottom Edge Middle/Zoom Scan (7x7x7)/Cube 0: Measurement grid: dx=5mm, dy=5mm, dz=5mm

Reference Value = 61.88 V/m; Power Drift = 0.028 dB

Peak SAR (extrapolated) = 9.77 W/kg

SAR(1 g) = 5.16 W/kg; SAR(10 g) = 2.207 W/kg

Maximum value of SAR (measured) = 6.04 W/kg



Plot 49 UMTS Band V Right Cheek Middle

Date: 9/27/2017

Communication System: UID 0, WCDMA V (0); Frequency: 836.6 MHz; Duty Cycle: 1:1

Medium parameters used: $f = 837$ MHz; $\sigma = 0.934$ S/m; $\epsilon_r = 41.065$; $\rho = 1000$ kg/m³

Ambient Temperature: 22.3 °C Liquid Temperature: 21.5 °C

Phantom section: Right Section

DASY5 Configuration:

Sensor-Surface: 4mm (Mechanical Surface Detection)

Probe: EX3DV4 - SN3677; ConvF(9.31, 9.31, 9.31); Calibrated: 1/23/2017;

Electronics: DAE4 Sn1291; Calibrated: 1/19/2017

Phantom: SAM1; Type: SAM; Serial: TP-1534

Measurement SW: DASY52, Version 52.8 (8); SEMCAD X Version 14.6.10 (7331)

Right Cheek Middle/Area Scan (71x121x1): Interpolated grid: dx=15mm, dy=15mm

Maximum value of SAR (interpolated) = 0.290 W/kg


Right Cheek Middle/Zoom Scan (5x5x7)/Cube 0: Measurement grid: dx=8mm, dy=8mm, dz=5mm

Reference Value = 6.583 V/m; Power Drift = 0.14 dB

Peak SAR (extrapolated) = 0.340 W/kg

SAR(1 g) = 0.273 W/kg; SAR(10 g) = 0.208 W/kg

Maximum value of SAR (measured) = 0.290 W/kg



Plot 50 UMTS Band V Front Side Middle (Distance 15mm)

Date: 9/28/2017

Communication System: UID 0, WCDMA (0); Frequency: 836.6 MHz; Duty Cycle: 1:1

Medium parameters used: $f = 837$ MHz; $\sigma = 1.013$ S/m; $\epsilon_r = 55.395$; $\rho = 1000$ kg/m³

Ambient Temperature: 22.3 °C Liquid Temperature: 21.5 °C

Phantom section: Flat Section

DASY5 Configuration:

Sensor-Surface: 4mm (Mechanical Surface Detection)

Probe: EX3DV4 - SN3677; ConvF(9.74, 9.74, 9.74); Calibrated: 1/23/2017;

Electronics: DAE4 Sn1291; Calibrated: 1/19/2017

Phantom: SAM 2; Type: QD000P40CD; Serial: TP:1666

Measurement SW: DASY52, Version 52.8 (8); SEMCAD X Version 14.6.10 (7331)

Front Side Middle/Area Scan (71x121x1): Interpolated grid: dx=15mm, dy=15mm

Maximum value of SAR (interpolated) = 0.351 W/kg

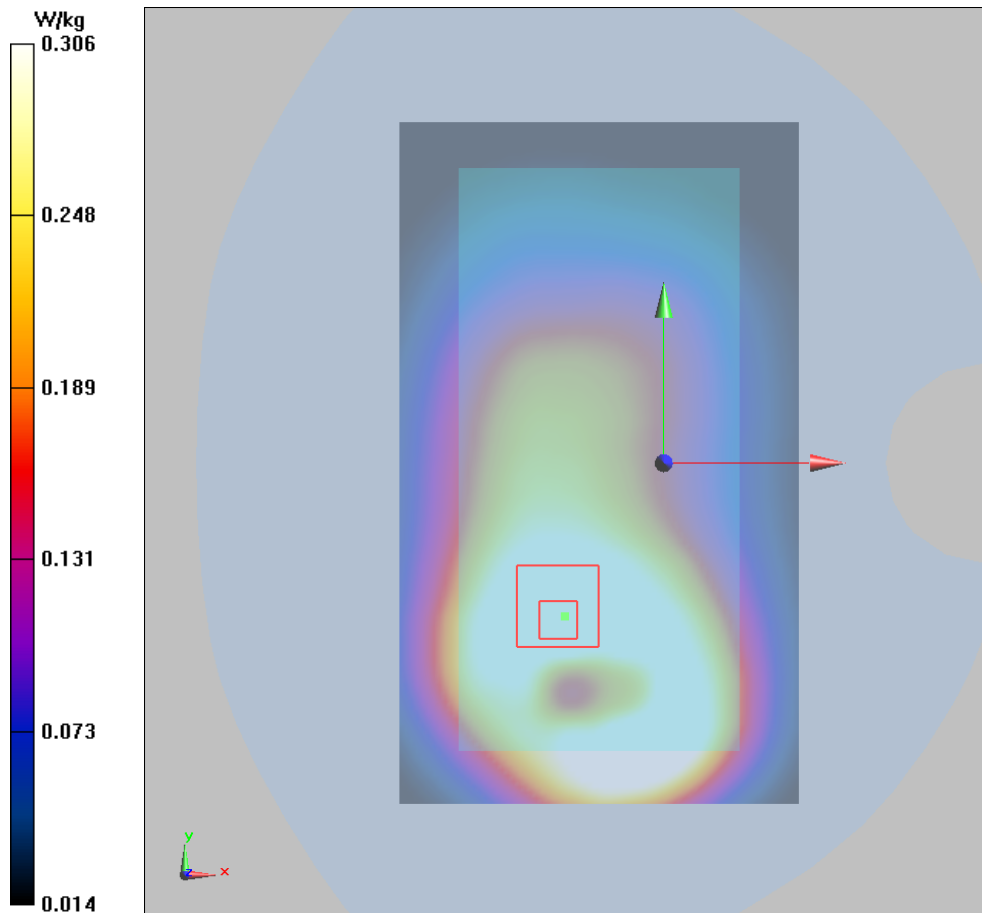
Front Side Middle/Zoom Scan (5x5x7)/Cube 0: Measurement grid: dx=8mm, dy=8mm, dz=5mm

Reference Value = 14.21 V/m; Power Drift = 0.014 dB

Peak SAR (extrapolated) = 0.587 W/kg

SAR(1 g) = 0.280 W/kg; SAR(10 g) = 0.186W/kg

Maximum value of SAR (measured) = 0.306 W/kg



Plot 51 UMTS Band V Back Side Middle (Distance 10mm)

Date: 9/28/2017

Communication System: UID 0, WCDMA V (0); Frequency: 836.6 MHz; Duty Cycle: 1:1

Medium parameters used: $f = 837$ MHz; $\sigma = 1.001$ S/m; $\epsilon_r = 54.375$; $\rho = 1000$ kg/m³

Ambient Temperature: 22.3 °C Liquid Temperature: 21.5°C

Phantom section: Flat Section

DASY5 Configuration:

Sensor-Surface: 4mm (Mechanical Surface Detection)

Probe: EX3DV4 - SN3677; ConvF(9.74, 9.74, 9.74); Calibrated: 1/23/2017;

Electronics: DAE4 Sn1291; Calibrated: 1/19/2017

Phantom: SAM1; Type: SAM; Serial: TP-1534

Measurement SW: DASY52, Version 52.8 (8); SEMCAD X Version 14.6.10 (7331)

Back Side Middle/Area Scan (71x121x1): Interpolated grid: dx=15mm, dy=15mm

Maximum value of SAR (interpolated) = 0.484 W/kg

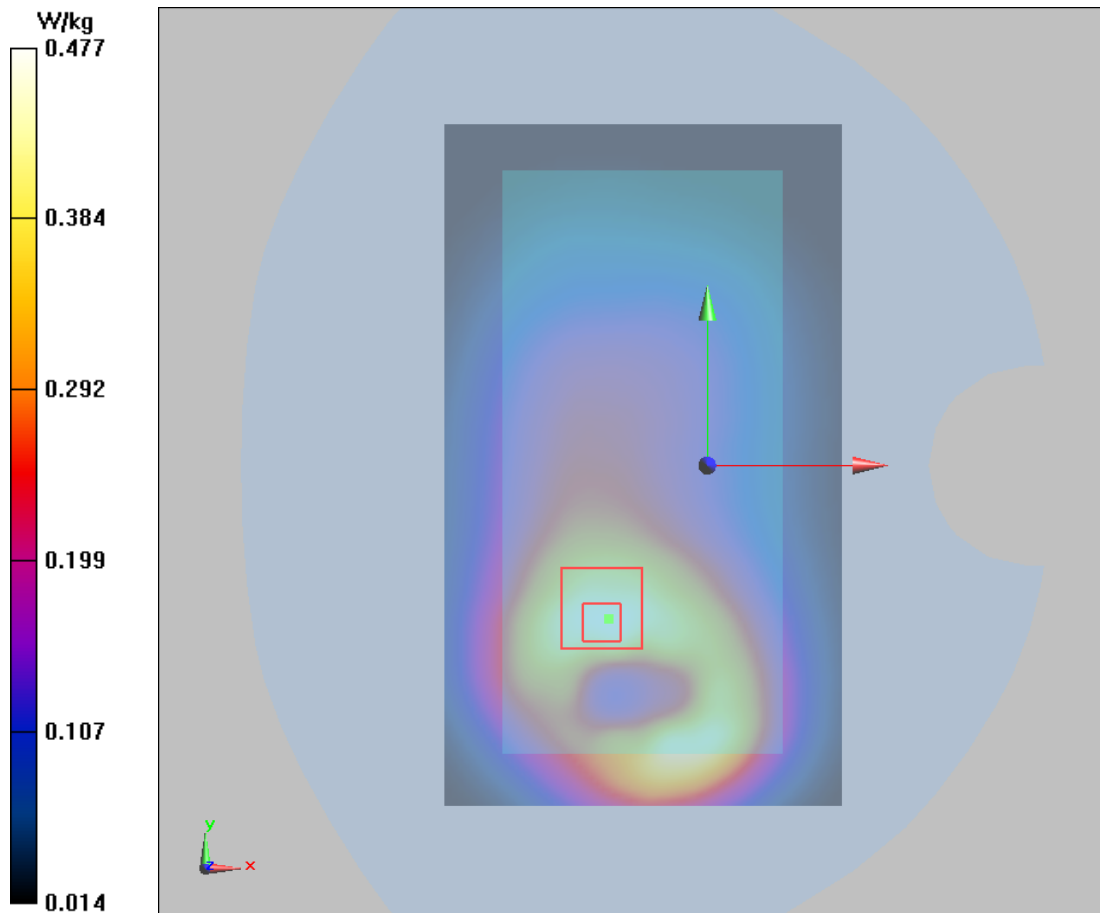
Back Side Middle/Zoom Scan (5x5x7)/Cube 0: Measurement grid: dx=8mm, dy=8mm, dz=5mm

Reference Value = 14.78 V/m; Power Drift = 0.06 dB

Peak SAR (extrapolated) = 0.630 W/kg

SAR(1 g) = 0.447 W/kg; SAR(10 g) = 0.307 W/kg

Maximum value of SAR (measured) = 0.477 W/kg



Plot 52 LTE Band 2 1RB Right Cheek Middle (Hotspot Off, Battery 2)

Date: 9/27/2017

Communication System: UID 0, LTE (0); Frequency: 1880 MHz; Duty Cycle: 1:1

Medium parameters used: $f = 1880$ MHz; $\sigma = 1.37$ S/m; $\epsilon_r = 40.575$; $\rho = 1000$ kg/m³

Ambient Temperature: 22.3 °C Liquid Temperature: 21.5 °C

Phantom section: Right Section

DASY5 Configuration:

Sensor-Surface: 4mm (Mechanical Surface Detection)

Probe: EX3DV4 – SN7351; ConvF(8.59, 8.59, 8.59); Calibrated: 12/20/2016;

Electronics: DAE4 - SD 000 D04 BK - SN918; Calibrated: 6/26/2017

Phantom: SAM 2; Type: SAM;

Measurement SW: DASY52, Version 52.8 (8); SEMCAD X Version 14.6.10 (7331)

Right Cheek Middle/Area Scan (71x121x1): Interpolated grid: dx=15mm, dy=15mm

Maximum value of SAR (interpolated) = 0.227 W/kg


Right Cheek Middle/Zoom Scan (5x5x7)/Cube 0: Measurement grid: dx=8mm, dy=8mm, dz=5mm

Reference Value = 0.56 V/m; Power Drift = 0.004dB

Peak SAR (extrapolated) = 0.281 W/kg

SAR(1 g) = 0.205 W/kg; SAR(10 g) = 0.168 W/kg

Maximum value of SAR (measured) = 0.221 W/kg



Plot 53 LTE Band 2 1RB Front Side Middle (Hotspot Off, Distance 15mm)

Date: 9/28/2017

Communication System: UID 0, LTE (0); Frequency: 1880 MHz; Duty Cycle: 1:1

Medium parameters used: $f = 1880$ MHz; $\sigma = 1.49$ S/m; $\epsilon_r = 51.207$; $\rho = 1000$ kg/m³

Ambient Temperature: 22.3 °C Liquid Temperature: 21.5 °C

Phantom section: Flat Section

DASY5 Configuration:

Sensor-Surface: 4mm (Mechanical Surface Detection)

Probe: EX3DV4 - SN7351; ConvF(8.14, 8.14, 8.14); Calibrated: 12/20/2016;

Electronics: DAE4 - SD 000 D04 BK - SN918; Calibrated: 6/26/2017

Phantom: SAM 2; Type: SAM;

Measurement SW: DASY52, Version 52.8 (8); SEMCAD X Version 14.6.10 (7331)

Front Side Middle/Area Scan (71x121x1): Interpolated grid: dx=15mm, dy=15mm

Maximum value of SAR (interpolated) = 0.549 W/kg

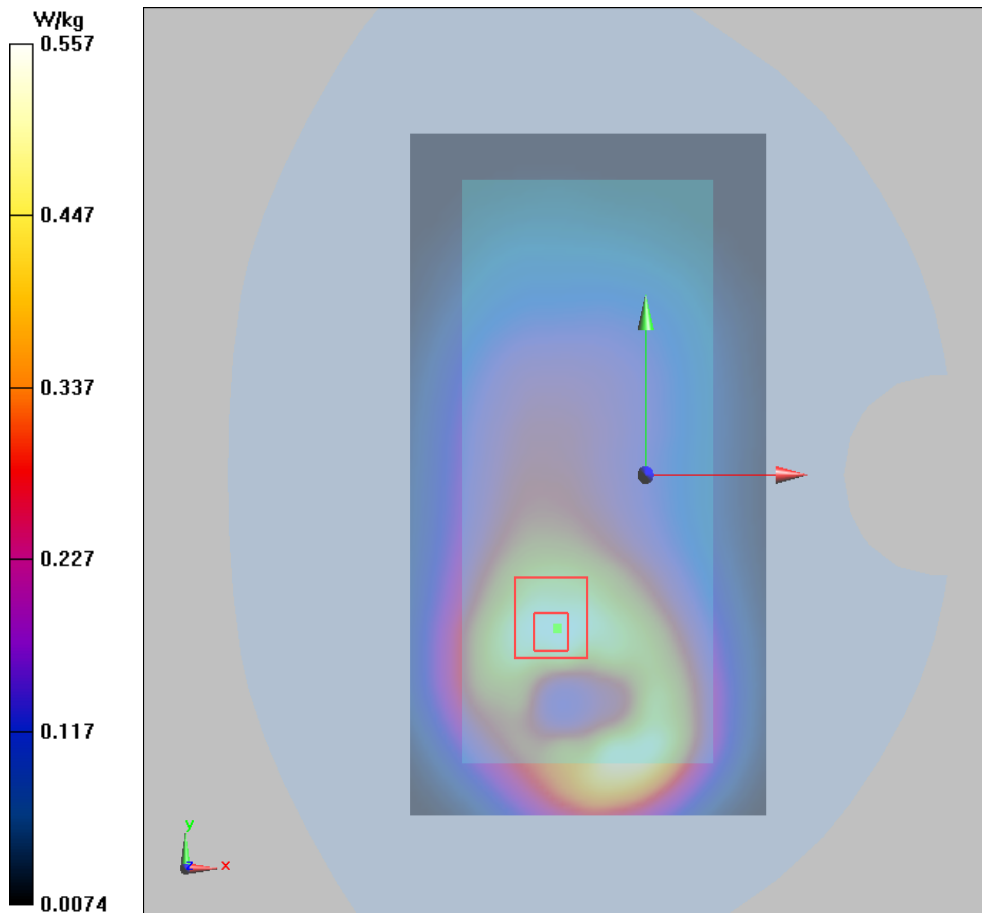
Front Side Middle/Zoom Scan (5x5x7)/Cube 0: Measurement grid: dx=8mm, dy=8mm, dz=5mm

Reference Value = 5.82 V/m; Power Drift = 0.008 dB

Peak SAR (extrapolated) = 0.827 W/kg

SAR(1 g) = 0.504W/kg; SAR(10 g) = 0.285 W/kg

Maximum value of SAR (measured) = 0.557 W/kg



Plot 54 LTE Band 2 50%RB Bottom Edge Middle (Hotspot On, Distance 10mm)

Date: 9/28/2017

Communication System: UID 0, LTE (0); Frequency: 1880 MHz; Duty Cycle: 1:1

Medium parameters used: $f = 1880$ MHz; $\sigma = 1.49$ S/m; $\epsilon_r = 51.207$; $\rho = 1000$ kg/m³

Ambient Temperature: 22.3 °C Liquid Temperature: 21.5 °C

Phantom section: Flat Section

DASY5 Configuration:

Sensor-Surface: 4mm (Mechanical Surface Detection)

Probe: EX3DV4 - SN7351; ConvF(8.14, 8.14, 8.14); Calibrated: 12/20/2016;

Electronics: DAE4 - SD 000 D04 BK - SN918; Calibrated: 6/26/2017

Phantom: SAM 2; Type: SAM;

Measurement SW: DASY52, Version 52.8 (8); SEMCAD X Version 14.6.10 (7331)

Bottom Edge Middle/Area Scan (51x111x1): Interpolated grid: dx=10mm, dy=10mm

Maximum value of SAR (interpolated) = 0.80 W/kg

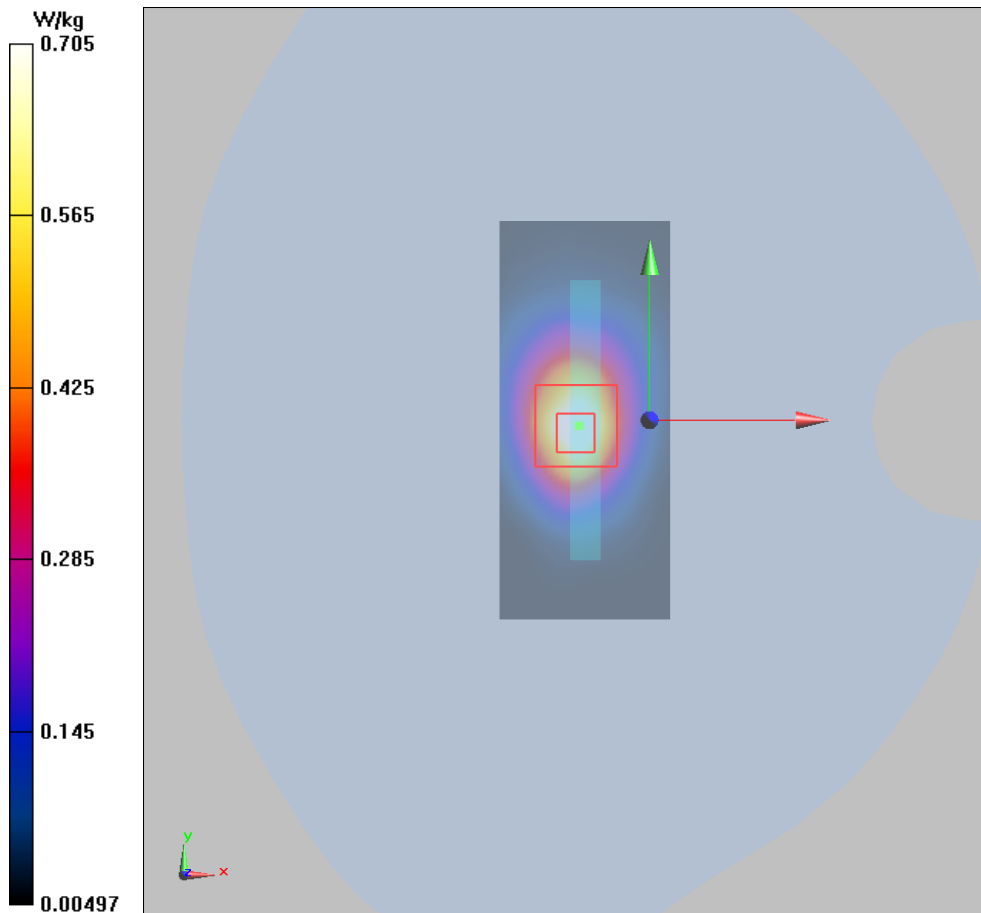
Bottom Edge Middle/Zoom Scan (7x7x7)/Cube 0: Measurement grid: dx=5mm, dy=5mm, dz=5mm

Reference Value = 21.58 V/m; Power Drift = 0.076 dB

Peak SAR (extrapolated) = 1.06 W/kg

SAR(1 g) = 0.625 W/kg; SAR(10 g) = 0.328 W/kg

Maximum value of SAR (measured) = 0.705 W/kg



Plot 55 LTE Band 2 1RB Bottom Edge Middle (Hotspot Off+Sensor Off, Distance 6mm)

Date: 9/28/2017

Communication System: UID 0, LTE_FDD (0); Frequency: 1880 MHz; Duty Cycle: 1:1

Medium parameters used: $f = 1880$ MHz; $\sigma = 1.49$ S/m; $\epsilon_r = 51.207$; $\rho = 1000$ kg/m³

Ambient Temperature: 22.3 °C Liquid Temperature: 21.5 °C

Phantom section: Flat Section

DASY5 Configuration:

Sensor-Surface: 4mm (Mechanical Surface Detection)

Probe: EX3DV4 - SN7351; ConvF(8.14, 8.14, 8.14); Calibrated: 12/20/2016;

Electronics: DAE4 - SD 000 D04 BK - SN918; Calibrated: 6/26/2017

Phantom: SAM 1; Type: QD000P40CD; Serial: TP:1666

Measurement SW: DASY52, Version 52.8 (8); SEMCAD X Version 14.6.10 (7331)

Bottom Edge Middle/Area Scan (51x111x1): Interpolated grid: dx=10mm, dy=10mm

Maximum value of SAR (interpolated) = 4.92 W/kg

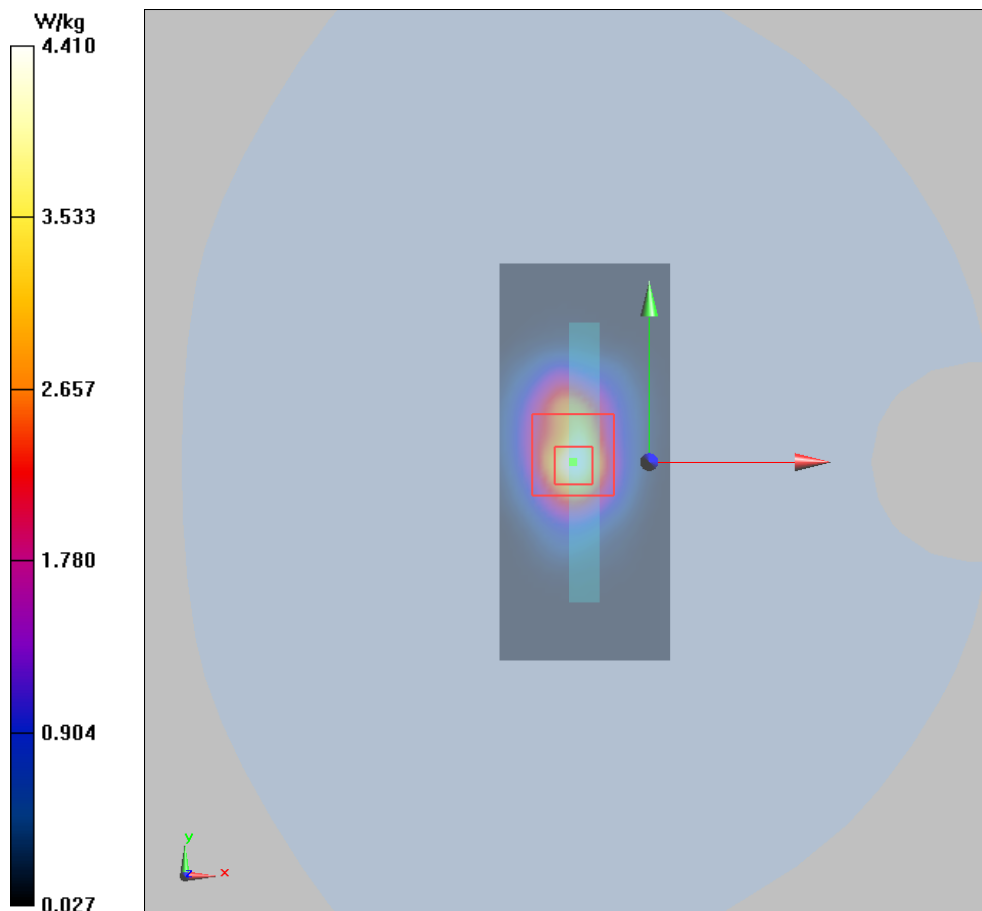
Bottom Edge Middle/Zoom Scan (7x7x7)/Cube 0: Measurement grid: dx=5mm, dy=5mm, dz=5mm

Reference Value = 50.01 V/m; Power Drift = 0.061dB

Peak SAR (extrapolated) = 5.98 W/kg

SAR(1 g) = 4.32 W/kg; SAR(10 g) = 2.204 W/kg

Maximum value of SAR (measured) = 4.41 W/kg





Plot 56 CA_2C 1RB Right Cheek Middle (Battery 2)

Date: 11/16/2018

Communication System: UID 0, LTE (0); Frequency: 1880 MHz; Duty Cycle: 1:1

Medium parameters used: $f = 1880$ MHz; $\sigma = 1.37$ S/m; $\epsilon_r = 40.57$; $\rho = 1000$ kg/m³

Ambient Temperature: 22.3 °C Liquid Temperature: 21.5 °C

Phantom section: Right Section

DASY5 Configuration:

Sensor-Surface: 4mm (Mechanical Surface Detection)

Probe: EX3DV4 - SN3677; ConvF(7.96, 7.96, 7.96); Calibrated: 5/29/2018;

Electronics: DAE4 SN1317; Calibrated: 3/23/2018

Phantom: SAM1; Type: SAM; Serial: TP-1534

Measurement SW: DASY52, Version 52.8 (8); SEMCAD X Version 14.6.10 (7331)

Right Cheek Middle/Area Scan (71x121x1): Interpolated grid: dx=15 mm, dy=15 mm

Maximum value of SAR (interpolated) = 0.115 W/kg


Right Cheek Middle/Zoom Scan (5x5x7)/Cube 0: Measurement grid: dx=8mm, dy=8mm, dz=5mm

Reference Value = 1.830 V/m; Power Drift = 0.100 dB

Peak SAR (extrapolated) = 0.172 W/kg

SAR(1 g) = 0.112 W/kg; SAR(10 g) = 0.070 W/kg

Maximum value of SAR (measured) = 0.120 W/kg





Plot 57 CA_2C 1RB Front Side Middle (Distance 15mm)

Date: 11/16/2018

Communication System: UID 0, LTE (0); Frequency: 1880 MHz; Duty Cycle: 1:1

Medium parameters used: $f = 1880$ MHz; $\sigma = 1.48$ S/m; $\epsilon_r = 51.60$; $\rho = 1000$ kg/m³

Ambient Temperature: 22.3 °C Liquid Temperature: 21.5 °C

Phantom section: Flat Section

DASY5 Configuration:

Sensor-Surface: 4mm (Mechanical Surface Detection)

Probe: EX3DV4 - SN3677; ConvF(7.70, 7.70, 7.70); Calibrated: 5/29/2018;

Electronics: DAE4 SN1317; Calibrated: 3/23/2018

Phantom: SAM1; Type: SAM; Serial: TP-1534

Measurement SW: DASY52, Version 52.8 (8); SEMCAD X Version 14.6.10 (7331)

Front Side Middle/Area Scan (71x121x1): Interpolated grid: dx=15 mm, dy=15 mm

Maximum value of SAR (interpolated) = 0.462 W/kg


Front Side Middle/Zoom Scan (5x5x7)/Cube 0: Measurement grid: dx=8mm, dy=8mm, dz=5mm

Reference Value = 1.380 V/m; Power Drift = 0.042 dB

Peak SAR (extrapolated) = 0.544 W/kg

SAR(1 g) = 0.430 W/kg; SAR(10 g) = 0.250 W/kg

Maximum value of SAR (measured) = 0.481 W/kg





Plot 58 CA_2C 50%RB Bottom Edge Middle (Distance 10mm)

Date: 11/16/2018

Communication System: UID 0, LTE (0); Frequency: 1880 MHz; Duty Cycle: 1:1

Medium parameters used: $f = 1880$ MHz; $\sigma = 1.48$ S/m; $\epsilon_r = 51.60$; $\rho = 1000$ kg/m³

Ambient Temperature: 22.3 °C Liquid Temperature: 21.5 °C

Phantom section: Flat Section

DASY5 Configuration:

Sensor-Surface: 4mm (Mechanical Surface Detection)

Probe: EX3DV4 - SN3677; ConvF(7.70, 7.70, 7.70); Calibrated: 5/29/2018;

Electronics: DAE4 SN1317; Calibrated: 3/23/2018

Phantom: SAM1; Type: SAM; Serial: TP-1534

Measurement SW: DASY52, Version 52.8 (8); SEMCAD X Version 14.6.10 (7331)

Bottom Edge Middle/Area Scan (51x111x1): Interpolated grid: dx=10 mm, dy=10 mm

Maximum value of SAR (interpolated) = 0.448 W/kg


Bottom Edge Middle/Zoom Scan (7x7x7)/Cube 0: Measurement grid: dx=5mm, dy=5mm, dz=5mm

Reference Value = 12.29 V/m; Power Drift = 0.027 dB

Peak SAR (extrapolated) = 0.499 W/kg

SAR(1 g) = 0.451 W/kg; SAR(10 g) = 0.240 W/kg

Maximum value of SAR (measured) = 0.476 W/kg





Plot 59 CA_2C 50%RB Bottom Edge Middle (hotspot off+sensor on, Distance 0mm)

Date: 11/16/2018

Communication System: UID 0, LTE (0); Frequency: 1880 MHz;Duty Cycle: 1:1

Medium parameters used: $f = 1880$ MHz; $\sigma = 1.48$ S/m; $\epsilon_r = 51.60$; $\rho = 1000$ kg/m³

Ambient Temperature:22.3 °C Liquid Temperature: 21.5°C

Phantom section: Flat Section

DASY5 Configuration:

Sensor-Surface: 4mm (Mechanical Surface Detection)

Probe: EX3DV4 - SN3677; ConvF(7.70, 7.70, 7.70); Calibrated: 5/29/2018;

Electronics: DAE4 SN1317; Calibrated: 3/23/2018

Phantom: SAM1; Type: SAM; Serial: TP-1534

Measurement SW: DASY52, Version 52.8 (8); SEMCAD X Version 14.6.10 (7331)

Bottom Edge Middle/Area Scan (51x111x1): Interpolated grid: dx=10 mm, dy=10 mm

Maximum value of SAR (interpolated) = 3.360 W/kg


Bottom Edge Middle/Zoom Scan (7x7x7)/Cube 0: Measurement grid: dx=5mm, dy=5mm, dz=5mm

Reference Value = 39.80 V/m; Power Drift = -0.130 dB

Peak SAR (extrapolated) = 6.720 W/kg

SAR(1 g) = 3.100 W/kg; SAR(10 g) = 1.550 W/kg

Maximum value of SAR (measured) = 3.580 W/kg





Plot 60 CA_2C 1RB Bottom Edge Middle (Distance 6mm)

Date: 11/16/2018

Communication System: UID 0, LTE (0); Frequency: 1880 MHz; Duty Cycle: 1:1

Medium parameters used: $f = 1880$ MHz; $\sigma = 1.48$ S/m; $\epsilon_r = 51.60$; $\rho = 1000$ kg/m³

Ambient Temperature: 22.3 °C Liquid Temperature: 21.5 °C

Phantom section: Flat Section

DASY5 Configuration:

Sensor-Surface: 4mm (Mechanical Surface Detection)

Probe: EX3DV4 - SN3677; ConvF(7.70, 7.70, 7.70); Calibrated: 5/29/2018;

Electronics: DAE4 SN1317; Calibrated: 3/23/2018

Phantom: SAM1; Type: SAM; Serial: TP-1534

Measurement SW: DASY52, Version 52.8 (8); SEMCAD X Version 14.6.10 (7331)

Bottom Edge Middle/Area Scan (51x111x1): Interpolated grid: dx=10 mm, dy=10 mm

Maximum value of SAR (interpolated) = 2.320 W/kg


Bottom Edge Middle/Zoom Scan (7x7x7)/Cube 0: Measurement grid: dx=5mm, dy=5mm, dz=5mm

Reference Value = 24.70 V/m; Power Drift = 0.075 dB

Peak SAR (extrapolated) = 3.460 W/kg

SAR(1 g) = 2.300 W/kg; SAR(10 g) = 1.310 W/kg

Maximum value of SAR (measured) = 2.470 W/kg



Plot 61 LTE Band 4 1RB Left Cheek Low (REC On+Hotspot Off)

Date: 9/27/2017

Communication System: UID 0, LTE_FDD (0); Frequency: 1720 MHz; Duty Cycle: 1:1

Medium parameters used: $f = 1720$ MHz; $\sigma = 1.336$ S/m; $\epsilon_r = 38.677$; $\rho = 1000$ kg/m³

Ambient Temperature: 22.3 °C Liquid Temperature: 21.5°C

Phantom section: Left Section

DASY5 Configuration:

Sensor-Surface: 4mm (Mechanical Surface Detection)

Probe: EX3DV4 - SN3677; ConvF(8.60, 8.60, 8.60); Calibrated: 1/23/2017;

Electronics: DAE4 Sn1291; Calibrated: 1/19/2017

Phantom: SAM 1; Type: QD000P40CD; Serial: TP:1666

Measurement SW: DASY52, Version 52.8 (8); SEMCAD X Version 14.6.10 (7331)

Left Cheek Low/Area Scan (71x121x1): Interpolated grid: dx=15mm, dy=15mm

Maximum value of SAR (interpolated) = 0.230 W/kg


Left Cheek Low/Zoom Scan (5x5x7)/Cube 0: Measurement grid: dx=8mm, dy=8mm, dz=5mm

Reference Value = 3.856 V/m; Power Drift = 0.088 dB

Peak SAR (extrapolated) = 0.315 W/kg

SAR(1 g) = 0.209 W/kg; SAR(10 g) = 0.131 W/kg

Maximum value of SAR (measured) = 0.224 W/kg



Plot 62 LTE Band 4 1RB Back Side Low (REC Off+Hotspot Off, Distance 15mm)

Date: 9/28/2017

Communication System: UID 0, LTE_FDD (0); Frequency: 1720 MHz; Duty Cycle: 1:1

Medium parameters used: $f = 1720$ MHz; $\sigma = 1.406$ S/m; $\epsilon_r = 51.959$; $\rho = 1000$ kg/m³

Ambient Temperature: 22.3 °C Liquid Temperature: 21.5 °C

Phantom section: Flat Section

DASY5 Configuration:

Sensor-Surface: 4mm (Mechanical Surface Detection)

Probe: EX3DV4 - SN3677; ConvF(8.39, 8.39, 8.39); Calibrated: 1/23/2017;

Electronics: DAE4 Sn1291; Calibrated: 1/19/2017

Phantom: SAM 1; Type: QD000P40CD; Serial: TP:1666

Measurement SW: DASY52, Version 52.8 (8); SEMCAD X Version 14.6.10 (7331)

Back Side Low/Area Scan (71x121x1): Interpolated grid: dx=15mm, dy=15mm

Maximum value of SAR (interpolated) = 0.802 W/kg

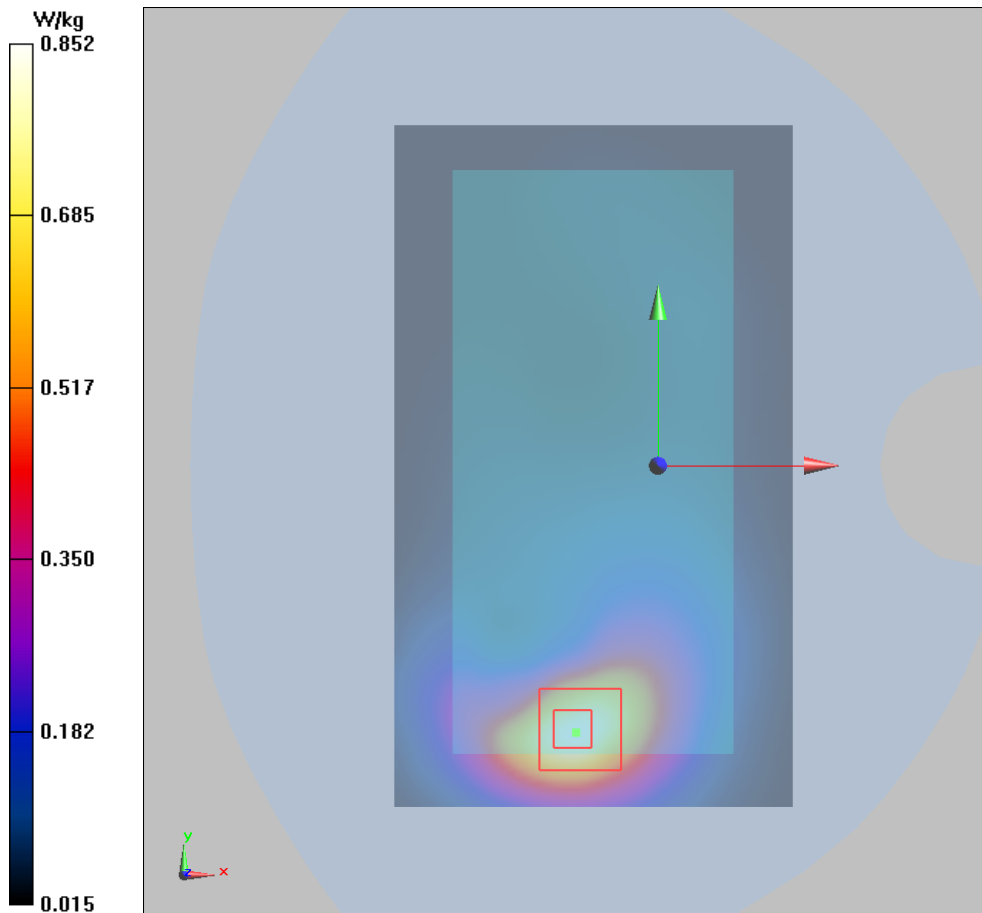
Back Side Low/Zoom Scan (5x5x7)/Cube 0: Measurement grid: dx=8mm, dy=8mm, dz=5mm

Reference Value = 6.1 V/m; Power Drift = 0.017 dB

Peak SAR (extrapolated) = 1.01 W/kg

SAR(1 g) = 0.722 W/kg; SAR(10 g) = 0.403 W/kg

Maximum value of SAR (measured) = 0.852 W/kg



Plot 63 LTE Band 4 50%RB Bottom Edge High (Distance 10mm)

Date: 9/28/2017

Communication System: UID 0, LTE_FDD (0); Frequency: 1745 MHz; Duty Cycle: 1:1

Medium parameters used: $f = 1745$ MHz; $\sigma = 1.429$ S/m; $\epsilon_r = 51.879$; $\rho = 1000$ kg/m³

Ambient Temperature: 22.3 °C Liquid Temperature: 21.5 °C

Phantom section: Flat Section

DASY5 Configuration:

Sensor-Surface: 4mm (Mechanical Surface Detection)

Probe: EX3DV4 - SN3677; ConvF(8.39, 8.39, 8.39); Calibrated: 1/23/2017;

Electronics: DAE4 Sn1291; Calibrated: 1/19/2017

Phantom: SAM 1; Type: QD000P40CD; Serial: TP:1666

Measurement SW: DASY52, Version 52.8 (8); SEMCAD X Version 14.6.10 (7331)

Bottom Edge High/Area Scan (51x111x1): Interpolated grid: dx=10mm, dy=10mm

Maximum value of SAR (interpolated) = 0.522 W/kg

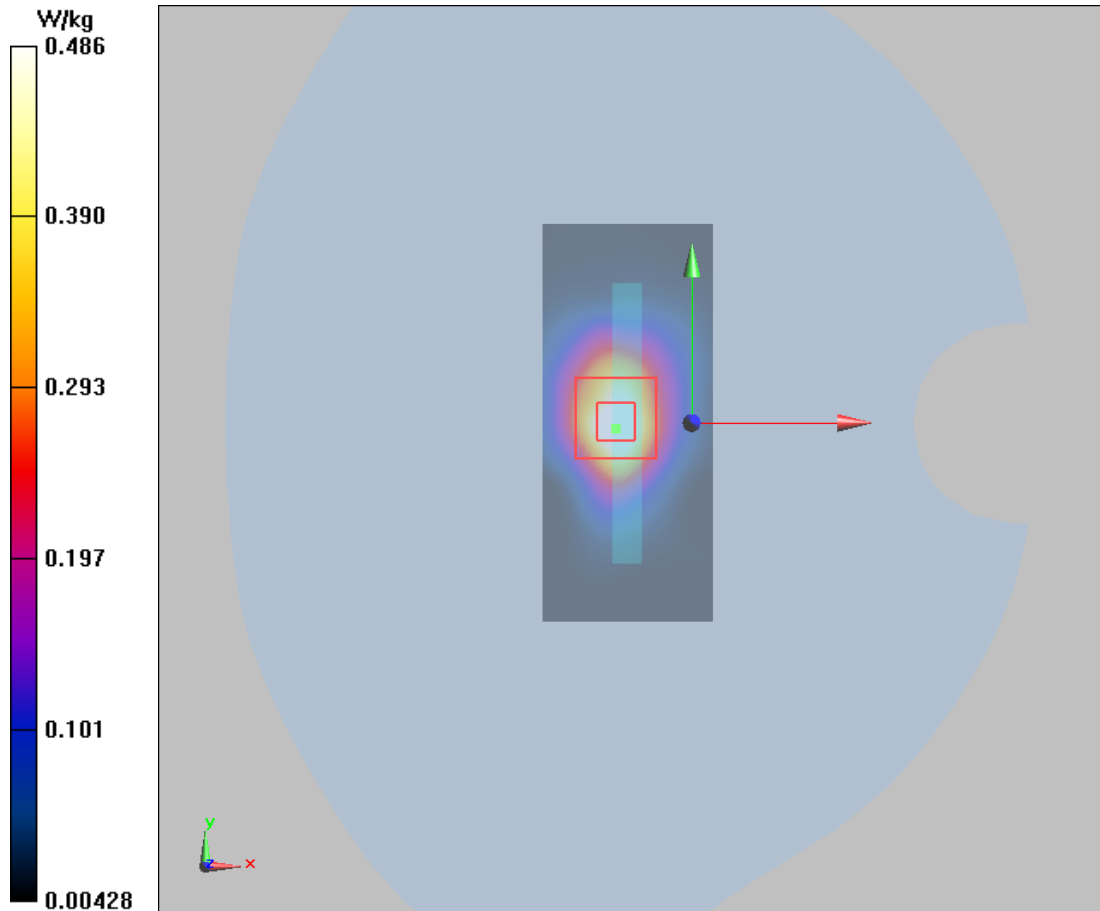
Bottom Edge High/Zoom Scan (7x7x7)/Cube 0: Measurement grid: dx=5mm, dy=5mm, dz=5mm

Reference Value = 16.73 V/m; Power Drift = 0.029 dB

Peak SAR (extrapolated) = 0.753 W/kg

SAR(1 g) = 0.442 W/kg; SAR(10 g) = 0.241 W/kg

Maximum value of SAR (measured) = 0.486 W/kg



Plot 64 LTE Band 4 100%RB Bottom Edge Low (Hotspot Off+Sensor On, Distance 0mm)

Date: 9/28/2017

Communication System: UID 0, LTE_FDD (0); Frequency: 1720 MHz;Duty Cycle: 1:1

Medium parameters used: $f = 1720$ MHz; $\sigma = 1.406$ S/m; $\epsilon_r = 51.959$; $\rho = 1000$ kg/m³

Ambient Temperature:22.3 °C Liquid Temperature: 21.5°C

Phantom section: Flat Section

DASY5 Configuration:

Sensor-Surface: 4mm (Mechanical Surface Detection)

Probe: EX3DV4 - SN3677; ConvF(8.39, 8.39, 8.39); Calibrated: 1/23/2017;

Electronics: DAE4 Sn1291; Calibrated: 1/19/2017

Phantom: SAM 1; Type: QD000P40CD; Serial: TP:1666

Measurement SW: DASY52, Version 52.8 (8); SEMCAD X Version 14.6.10 (7331)

Bottom Edge Low/Area Scan (51x111x1): Interpolated grid: dx=10mm, dy=10mm

Maximum value of SAR (interpolated) = 5.61 W/kg

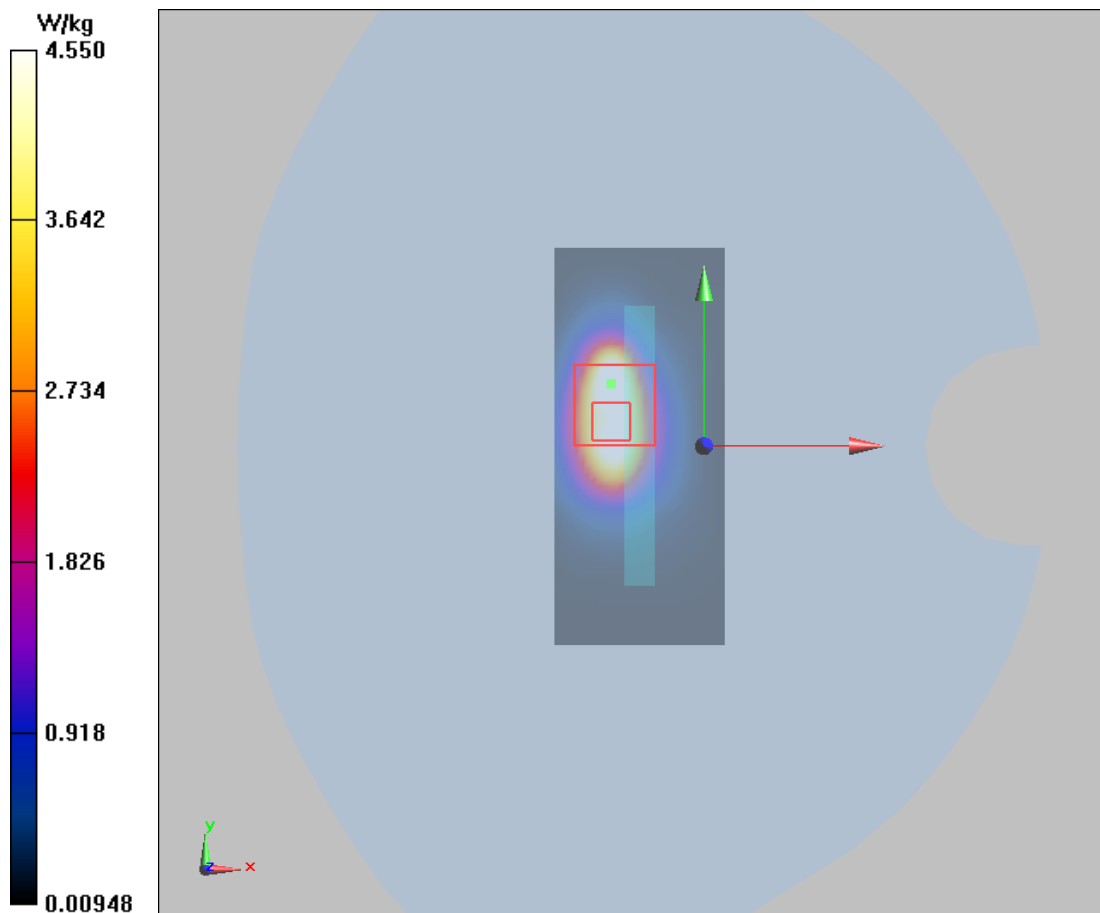
Bottom Edge Low/Zoom Scan (7x7x7)/Cube 0: Measurement grid: dx=5mm, dy=5mm, dz=5mm

Reference Value = 45.63 V/m; Power Drift = 0.052 dB

Peak SAR (extrapolated) = 9.65 W/kg

SAR(1 g) = 4.04 W/kg; SAR(10 g) = 1.99 W/kg

Maximum value of SAR (measured) = 4.55 W/kg



Plot 65 LTE Band 5 1RB Right Cheek Low

Date: 9/27/2017

Communication System: UID 0, LTE_FDD (0); Frequency: 829 MHz; Duty Cycle: 1:1

Medium parameters used: $f = 829$ MHz; $\sigma = 0.932$ S/m; $\epsilon_r = 42.527$; $\rho = 1000$ kg/m³

Ambient Temperature: 22.3 °C Liquid Temperature: 21.5 °C

Phantom section: Right Section

DASY5 Configuration:

Sensor-Surface: 4mm (Mechanical Surface Detection)

Probe: EX3DV4 - SN3677; ConvF(9.31, 9.31, 9.31); Calibrated: 1/23/2017;

Electronics: DAE4 Sn1291; Calibrated: 1/19/2017

Phantom: SAM 2; Type: QD000P40CD; Serial: TP:1666

Measurement SW: DASY52, Version 52.8 (8); SEMCAD X Version 14.6.10 (7331)

Right Cheek Low/Area Scan (71x121x1): Interpolated grid: dx=15mm, dy=15mm

Maximum value of SAR (interpolated) = 0.229 W/kg


Right Cheek Low/Zoom Scan (5x5x7)/Cube 0: Measurement grid: dx=8mm, dy=8mm, dz=5mm

Reference Value = 5.599 V/m; Power Drift = 0.041 dB

Peak SAR (extrapolated) = 0.266 W/kg

SAR(1 g) = 0.215 W/kg; SAR(10 g) = 0.164 W/kg

Maximum value of SAR (measured) = 0.224 W/kg



Plot 66 LTE Band 5 1RB Back Side Low (Distance 15mm)

Date: 9/28/2017

Communication System: UID 0, LTE_FDD (0); Frequency: 829 MHz; Duty Cycle: 1:1

Medium parameters used: $f = 829 \text{ MHz}$; $\sigma = 1.005 \text{ S/m}$; $\epsilon_r = 55.487$; $\rho = 1000 \text{ kg/m}^3$

Ambient Temperature: $22.3 \text{ }^\circ\text{C}$ Liquid Temperature: $21.5 \text{ }^\circ\text{C}$

Phantom section: Flat Section

DASY5 Configuration:

Sensor-Surface: 4mm (Mechanical Surface Detection)

Probe: EX3DV4 - SN3677; ConvF(9.74, 9.74, 9.74); Calibrated: 1/23/2017;

Electronics: DAE4 Sn1291; Calibrated: 1/19/2017

Phantom: SAM 2; Type: QD000P40CD; Serial: TP:1666

Measurement SW: DASY52, Version 52.8 (8); SEMCAD X Version 14.6.10 (7331)

Back Side Low/Area Scan (71x121x1): Interpolated grid: $dx=15\text{mm}$, $dy=15\text{mm}$

Maximum value of SAR (interpolated) = 0.249 W/kg

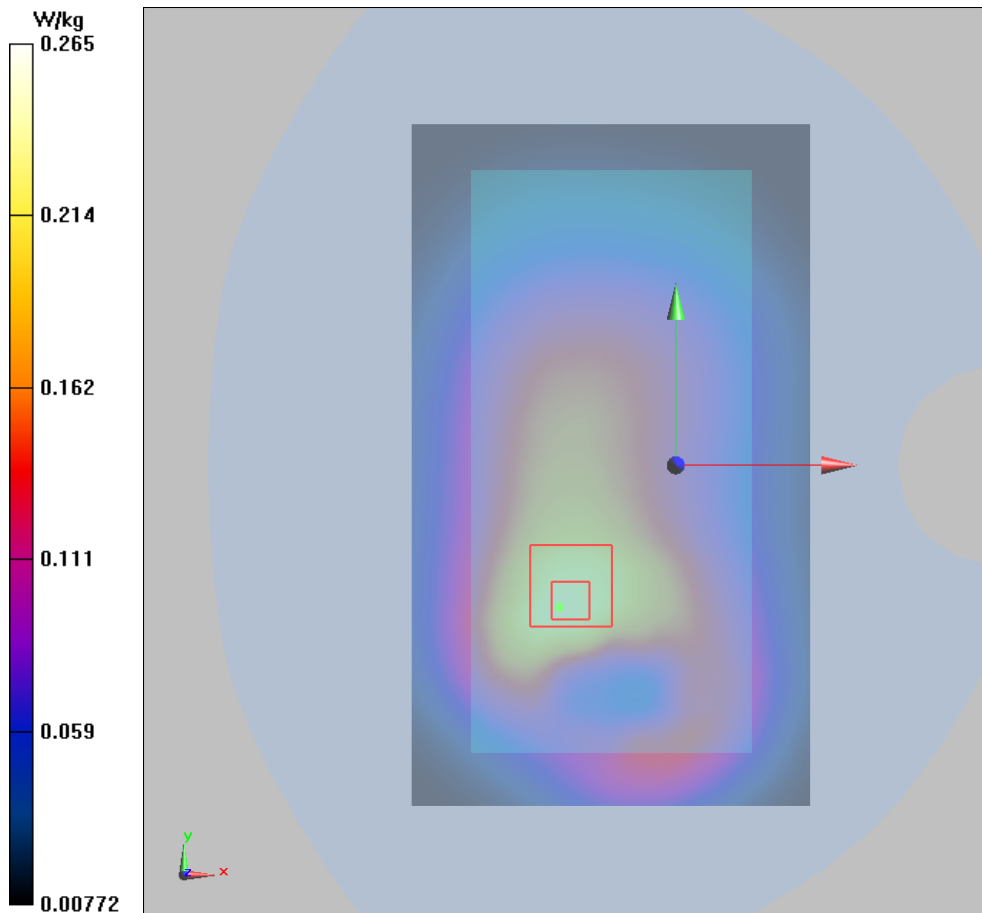
Back Side Low/Zoom Scan (5x5x7)/Cube 0: Measurement grid: $dx=8\text{mm}$, $dy=8\text{mm}$, $dz=5\text{mm}$

Reference Value = 12.62 V/m ; Power Drift = 0.018 dB

Peak SAR (extrapolated) = 0.321 W/kg

SAR(1 g) = 0.22 W/kg ; SAR(10 g) = 0.157 W/kg

Maximum value of SAR (measured) = 0.265 W/kg



Plot 67 LTE Band 5 1RB Back Side Low (Distance 10mm)

Date: 9/28/2017

Communication System: UID 0, LTE_FDD (0); Frequency: 829 MHz; Duty Cycle: 1:1

Medium parameters used: $f = 829 \text{ MHz}$; $\sigma = 1.005 \text{ S/m}$; $\epsilon_r = 55.487$; $\rho = 1000 \text{ kg/m}^3$

Ambient Temperature: $22.3 \text{ }^\circ\text{C}$ Liquid Temperature: $21.5 \text{ }^\circ\text{C}$

Phantom section: Flat Section

DASY5 Configuration:

Sensor-Surface: 4mm (Mechanical Surface Detection)

Probe: EX3DV4 - SN3677; ConvF(9.74, 9.74, 9.74); Calibrated: 1/23/2017;

Electronics: DAE4 Sn1291; Calibrated: 1/19/2017

Phantom: SAM 2; Type: QD000P40CD; Serial: TP:1666

Measurement SW: DASY52, Version 52.8 (8); SEMCAD X Version 14.6.10 (7331)

Back Side Low/Area Scan (71x121x1): Interpolated grid: $dx=15\text{mm}$, $dy=15\text{mm}$

Maximum value of SAR (interpolated) = 0.414 W/kg

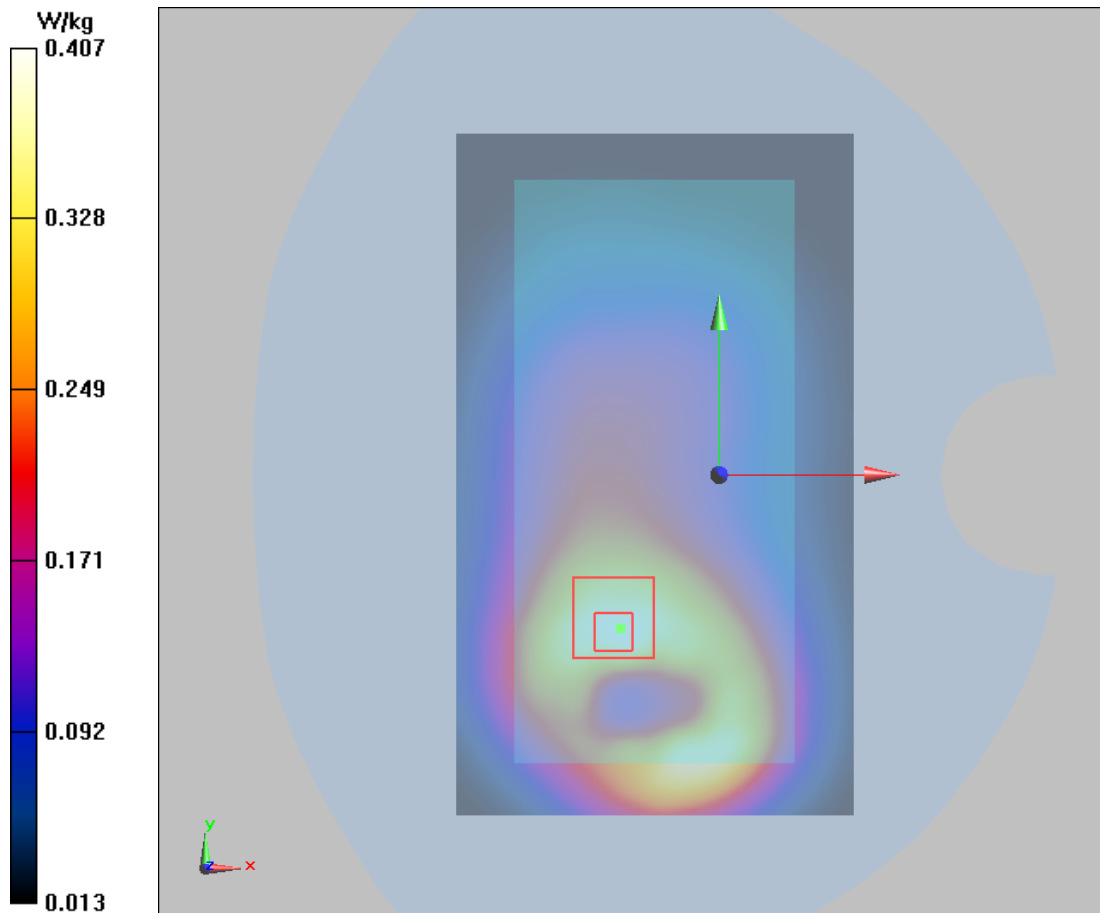
Back Side Low/Zoom Scan (5x5x7)/Cube 0: Measurement grid: $dx=8\text{mm}$, $dy=8\text{mm}$, $dz=5\text{mm}$

Reference Value = 13.83 V/m ; Power Drift = -0.02 dB

Peak SAR (extrapolated) = 0.539 W/kg

SAR(1 g) = 0.382 W/kg ; SAR(10 g) = 0.262 W/kg

Maximum value of SAR (measured) = 0.407 W/kg



Plot 68 LTE Band 7 1RB Right Cheek Low (REC On+Hotspot Off, Battery 2)

Date: 9/27/2017

Communication System: UID 0, LTE (0); Frequency: 2510 MHz; Duty Cycle: 1:1

Medium parameters used: $f = 2510$ MHz; $\sigma = 1.91$ S/m; $\epsilon_r = 40.624$; $\rho = 1000$ kg/m³

Ambient Temperature: 22.3 °C Liquid Temperature: 21.5 °C

Phantom section: Right Section

DASY5 Configuration:

Sensor-Surface: 4mm (Mechanical Surface Detection)

Probe: EX3DV4 - SN7351; ConvF(7.43, 7.43, 7.43); Calibrated: 12/20/2016;

Electronics: DAE4 - SD 000 D04 BK - SN918; Calibrated: 6/26/2017

Phantom: SAM 2; Type: SAM;

Measurement SW: DASY52, Version 52.8 (8); SEMCAD X Version 14.6.10 (7331)

Right Cheek Low/Area Scan (91x151x1): Interpolated grid: dx=12mm, dy=12mm

Maximum value of SAR (interpolated) = 0.270 W/kg

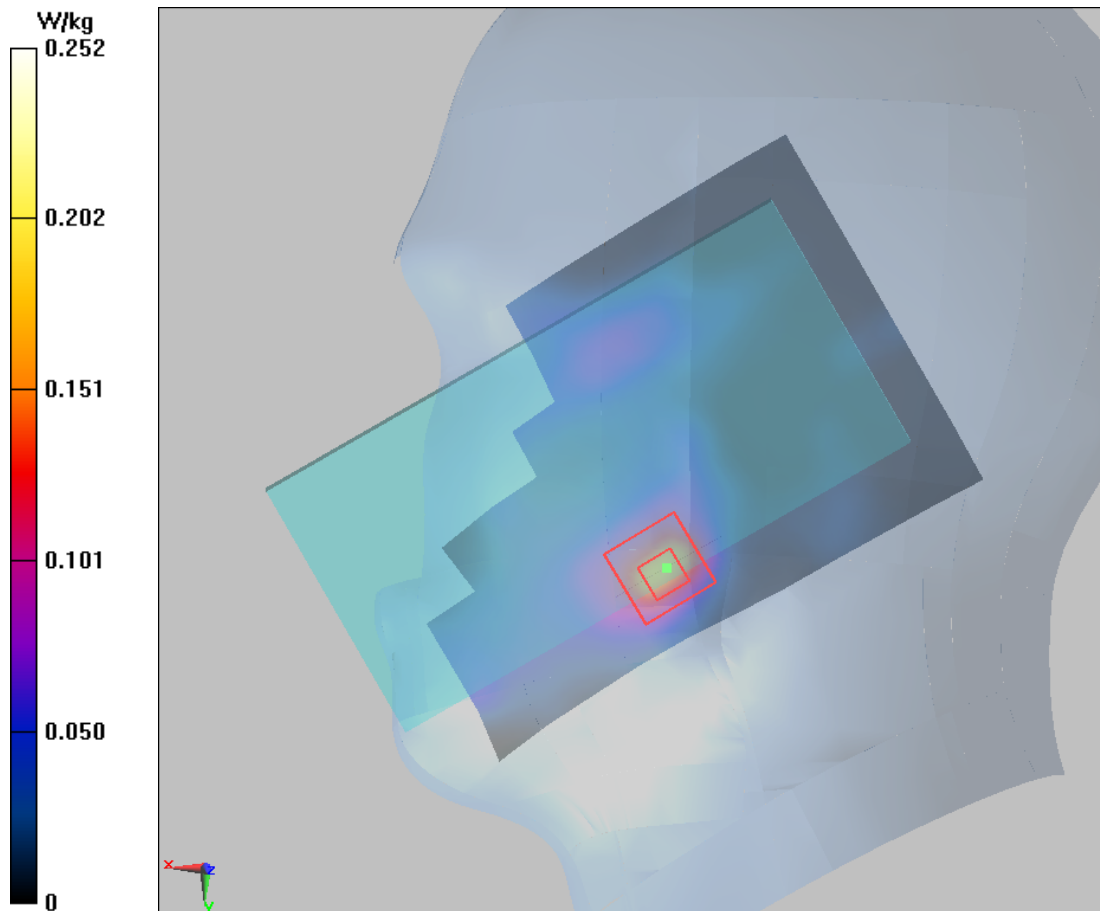
Right Cheek Low/Zoom Scan (7x7x7)/Cube 0: Measurement grid: dx=5mm, dy=5mm, dz=5mm

Reference Value = 2.390 V/m; Power Drift = -0.078 dB

Peak SAR (extrapolated) = 0.288 W/kg

SAR(1 g) = 0.229 W/kg; SAR(10 g) = 0.102 W/kg

Maximum value of SAR (measured) = 0.252 W/kg



Plot 69 LTE Band 7 1RB Front Side Low (Hotspot Off, Distance 15mm)

Date: 9/28/2017

Communication System: UID 0, LTE (0); Frequency: 2510 MHz; Duty Cycle: 1:1

Medium parameters used: $f = 2510$ MHz; $\sigma = 2.03$ S/m; $\epsilon_r = 51.469$; $\rho = 1000$ kg/m³

Ambient Temperature: 22.3 °C Liquid Temperature: 21.5°C

Phantom section: Flat Section

DASY5 Configuration:

Sensor-Surface: 4mm (Mechanical Surface Detection)

Probe: EX3DV4 - SN7351; ConvF(7.52, 7.52, 7.52); Calibrated: 12/20/2016;

Electronics: DAE4 - SD 000 D04 BK - SN918; Calibrated: 6/26/2017

Phantom: SAM 2; Type: SAM;

Measurement SW: DASY52, Version 52.8 (8); SEMCAD X Version 14.6.10 (7331)

Front Side Low/Area Scan (91x151x1): Interpolated grid: dx=12mm, dy=12mm

Maximum value of SAR (interpolated) = 0.421 W/kg

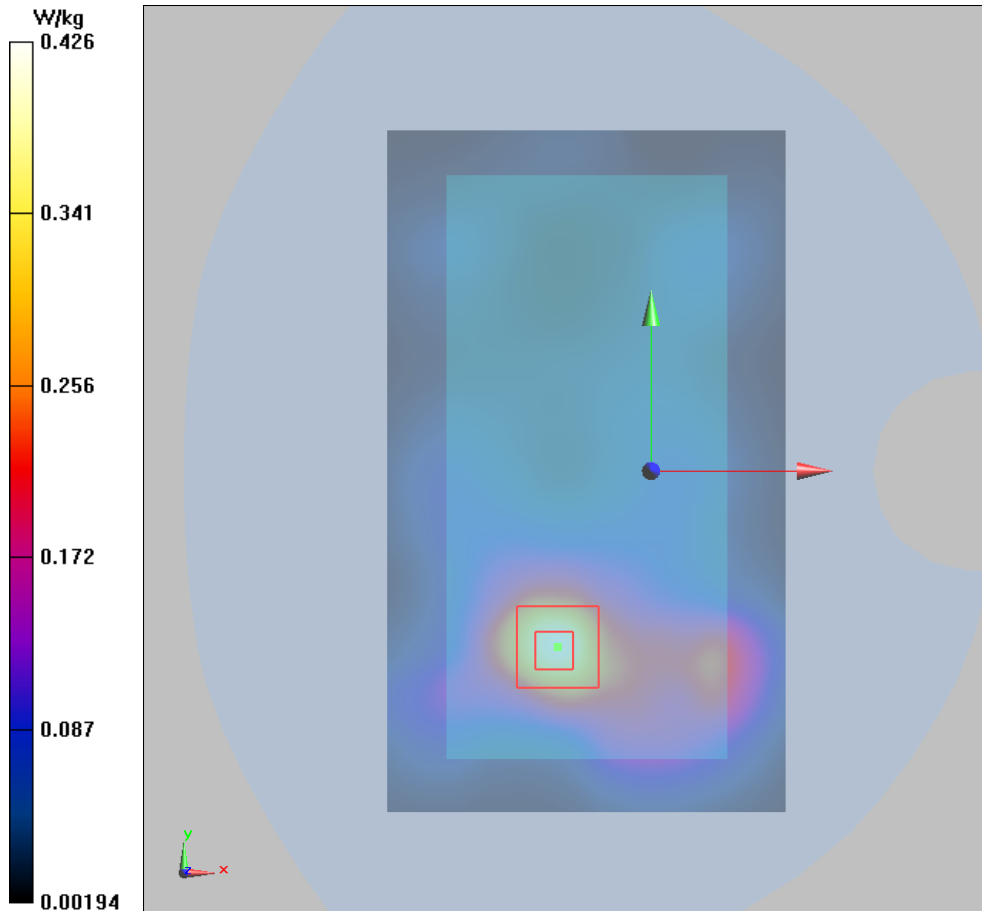
Front Side Low/Zoom Scan (7x7x7)/Cube 0: Measurement grid: dx=5mm, dy=5mm, dz=5mm

Reference Value = 3.876 V/m; Power Drift = -0.067 dB

Peak SAR (extrapolated) = 0.701 W/kg

SAR(1 g) = 0.348 W/kg; SAR(10 g) = 0.194 W/kg

Maximum value of SAR (measured) = 0.426 W/kg



Plot 70 LTE Band 7 1RB Front Side Low (Distance 10mm)

Date: 9/28/2017

Communication System: UID 0, LTE (0); Frequency: 2510 MHz; Duty Cycle: 1:1

Medium parameters used: $f = 2510$ MHz; $\sigma = 2.03$ S/m; $\epsilon_r = 51.469$; $\rho = 1000$ kg/m³

Ambient Temperature: 22.3 °C Liquid Temperature: 21.5°C

Phantom section: Flat Section

DASY5 Configuration:

Sensor-Surface: 4mm (Mechanical Surface Detection)

Probe: EX3DV4 - SN7351; ConvF(7.52, 7.52, 7.52); Calibrated: 12/20/2016;

Electronics: DAE4 - SD 000 D04 BK - SN918; Calibrated: 6/26/2017

Phantom: SAM 2; Type: SAM;

Measurement SW: DASY52, Version 52.8 (8); SEMCAD X Version 14.6.10 (7331)

Front Side Low/Area Scan (91x151x1): Interpolated grid: dx=12mm, dy=12mm

Maximum value of SAR (interpolated) = 0.511 W/kg

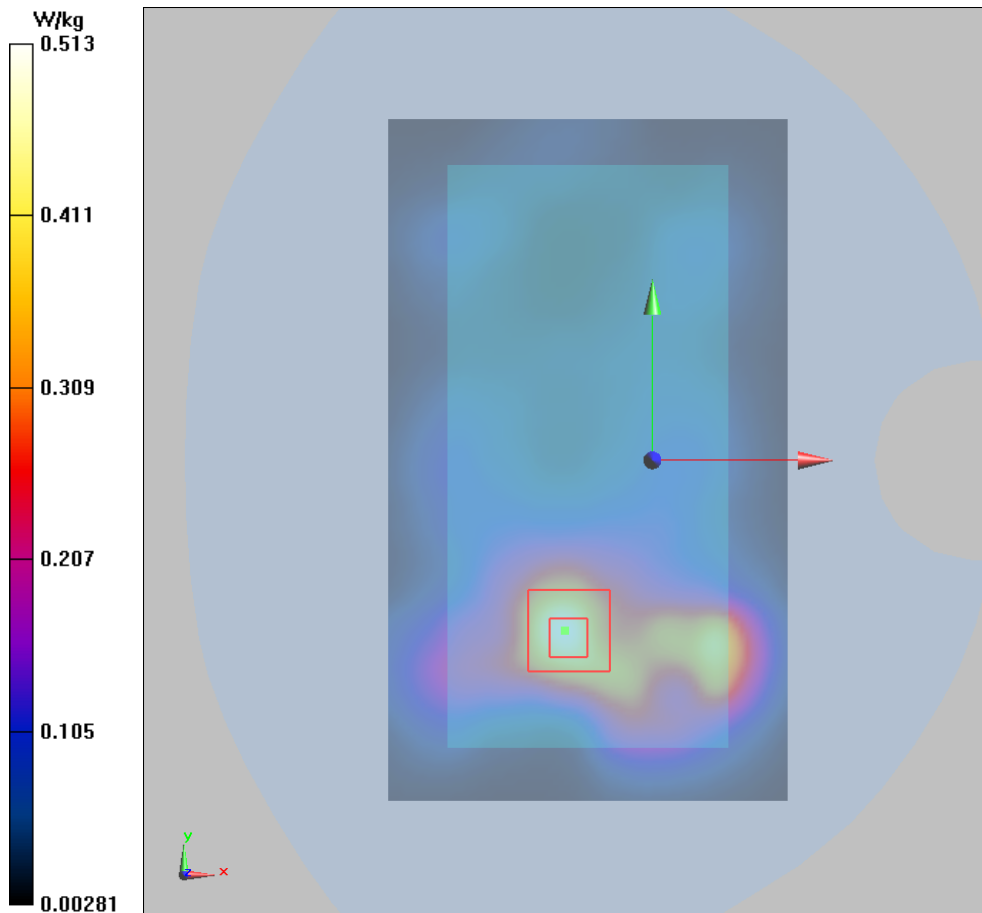
Front Side Low/Zoom Scan (7x7x7)/Cube 0: Measurement grid: dx=5mm, dy=5mm, dz=5mm

Reference Value = 4.438 V/m; Power Drift = -0.032 dB

Peak SAR (extrapolated) = 0.857 W/kg

SAR(1 g) = 0.466 W/kg; SAR(10 g) = 0.243 W/kg

Maximum value of SAR (measured) = 0.513 W/kg



Plot 71 CA_7C 1RB Right Cheek Low (Battery 2)

Date: 10/26/2018

Communication System: UID 0, LTE (0); Frequency: 2510 MHz; Duty Cycle: 1:1

Medium parameters used: $f = 2510$ MHz; $\sigma = 1.91$ S/m; $\epsilon_r = 40.624$; $\rho = 1000$ kg/m³

Ambient Temperature: 22.3 °C Liquid Temperature: 21.5 °C

Phantom section: Right Section

DASY5 Configuration:

Sensor-Surface: 4mm (Mechanical Surface Detection)

Probe: EX3DV4 - SN3677; ConvF(7.16, 7.16, 7.16); Calibrated: 5/29/2018;

Electronics: DAE4 SN1317; Calibrated: 3/23/2018

Phantom: SAM1; Type: SAM; Serial: TP-1534

Measurement SW: DASY52, Version 52.8 (8); SEMCAD X Version 14.6.10 (7331)

Right Cheek Low/Area Scan (91x151x1): Interpolated grid: dx=12 mm, dy=12 mm

Maximum value of SAR (interpolated) = 0.145 W/kg

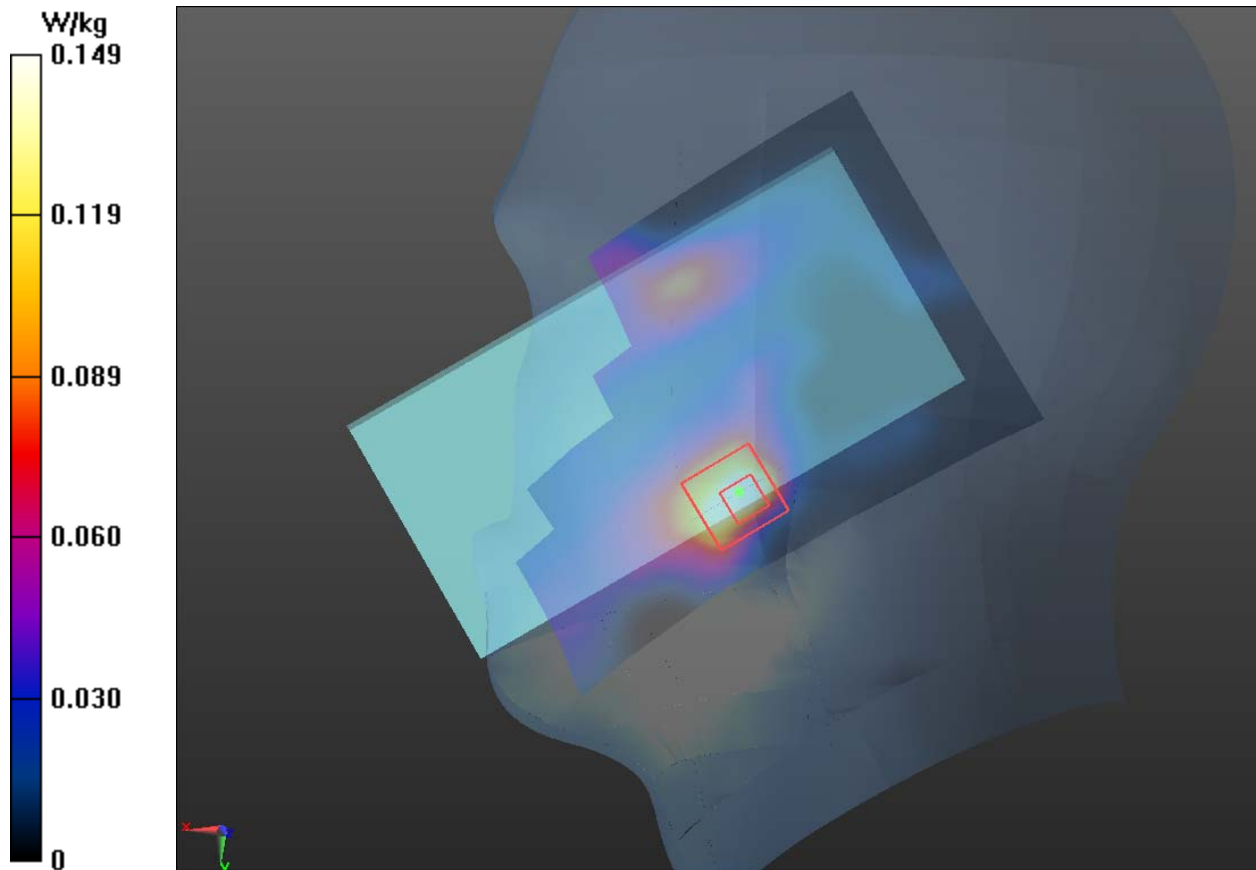
Right Cheek Low/Zoom Scan (7x7x7)/Cube 0: Measurement grid: dx=5mm, dy=5mm, dz=5mm

Reference Value = 2.180 V/m; Power Drift = 0.084 dB

Peak SAR (extrapolated) = 0.252 W/kg

SAR(1 g) = 0.141 W/kg; SAR(10 g) = 0.069 W/kg

Maximum value of SAR (measured) = 0.149 W/kg



Plot 72 CA_7C 1RB Front Side Low(Distance 15mm)

Date: 10/26/2018

Communication System: UID 0, LTE (0); Frequency: 2510 MHz; Duty Cycle: 1:1

Medium parameters used: $f = 2510$ MHz; $\sigma = 2.03$ S/m; $\epsilon_r = 51.469$; $\rho = 1000$ kg/m³

Ambient Temperature: 22.3 °C Liquid Temperature: 21.5 °C

Phantom section: Flat Section

DASY5 Configuration:

Sensor-Surface: 4mm (Mechanical Surface Detection)

Probe: EX3DV4 - SN3677; ConvF(7.16, 7.16, 7.16); Calibrated: 5/29/2018;

Electronics: DAE4 SN1317; Calibrated: 3/23/2018

Phantom: SAM1; Type: SAM; Serial: TP-1534

Measurement SW: DASY52, Version 52.8 (8); SEMCAD X Version 14.6.10 (7331)

Front Side Low/Area Scan (91x151x1): Interpolated grid: dx=12 mm, dy=12 mm

Maximum value of SAR (interpolated) = 0.229 W/kg

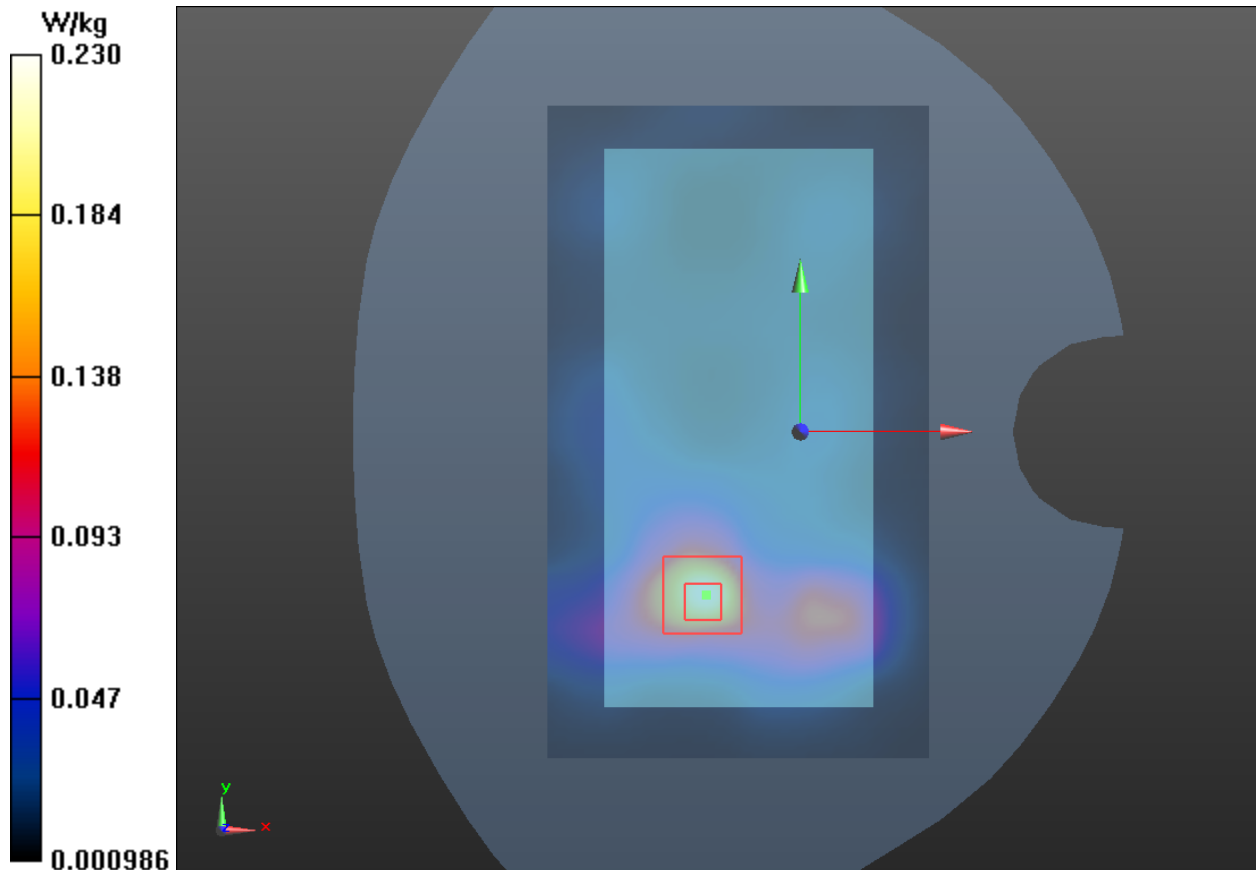
Front Side Low/Zoom Scan (7x5x7)/Cube 0: Measurement grid: dx=5mm, dy=5mm, dz=5mm

Reference Value = 2.152 V/m; Power Drift = 0.057 dB

Peak SAR (extrapolated) = 0.410 W/kg

SAR(1 g) = 0.224 W/kg; SAR(10 g) = 0.115 W/kg

Maximum value of SAR (measured) = 0.230 W/kg



Plot 73 CA_7C 1RB Front Side Low(Distance 10mm, hotspot on)

Date: 10/26/2018

Communication System: UID 0, LTE (0); Frequency: 2510 MHz;Duty Cycle: 1:1

Medium parameters used: $f = 2510$ MHz; $\sigma = 2.03$ S/m; $\epsilon_r = 51.469$; $\rho = 1000$ kg/m³

Ambient Temperature:22.3 °C Liquid Temperature: 21.5°C

Phantom section: Flat Section

DASY5 Configuration:

Sensor-Surface: 4mm (Mechanical Surface Detection)

Probe: EX3DV4 - SN3677; ConvF(7.16, 7.16, 7.16); Calibrated: 5/29/2018;

Electronics: DAE4 SN1317; Calibrated: 3/23/2018

Phantom: SAM1; Type: SAM; Serial: TP-1534

Measurement SW: DASY52, Version 52.8 (8); SEMCAD X Version 14.6.10 (7331)

Front Side Low/Area Scan (91x151x1): Interpolated grid: dx=12 mm, dy=12 mm

Maximum value of SAR (interpolated) = 0.412 W/kg

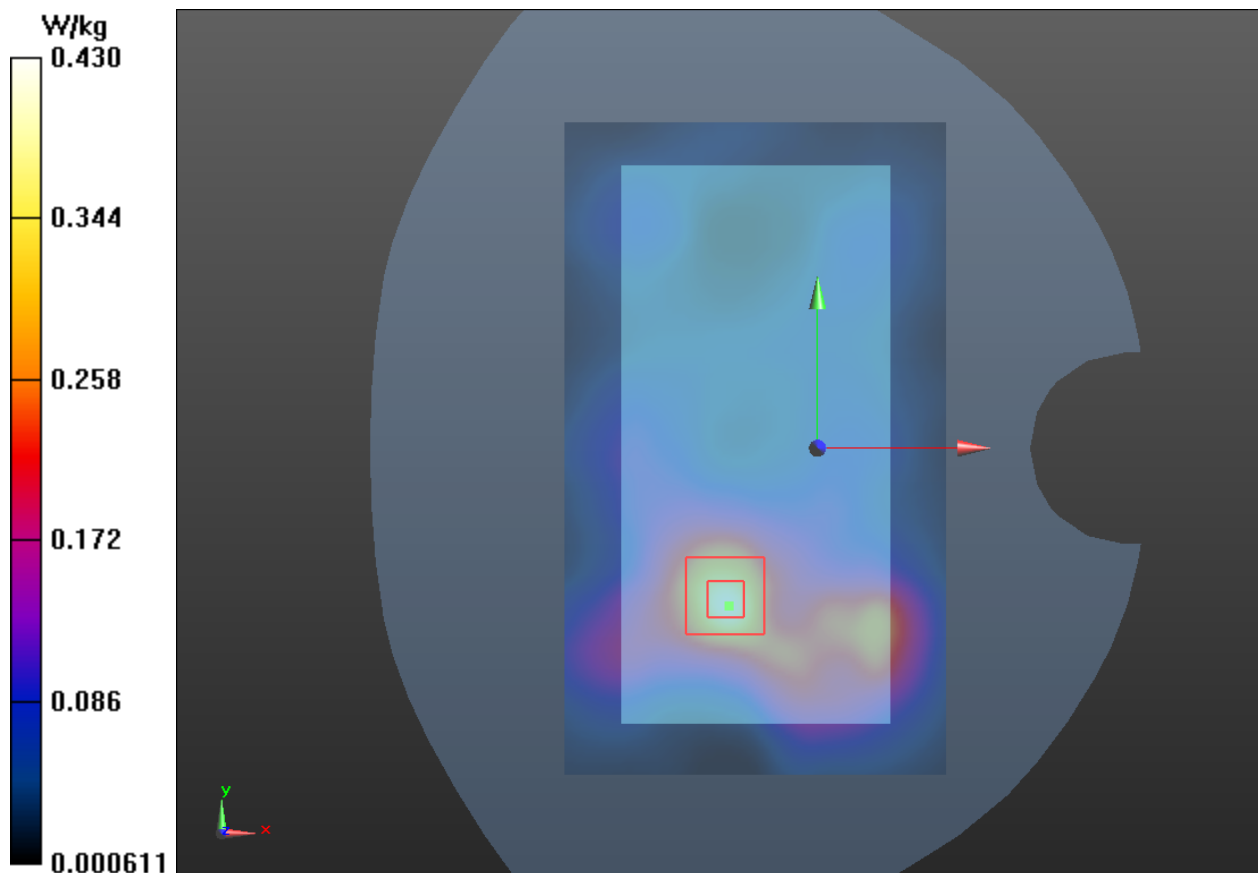
Front Side Low/Zoom Scan (7x7x7)/Cube 0: Measurement grid: dx=5mm, dy=5mm, dz=5mm

Reference Value = 4.271 V/m; Power Drift = 0.041 dB

Peak SAR (extrapolated) = 0.523 W/kg

SAR(1 g) = 0.401 W/kg; SAR(10 g) = 0.207 W/kg

Maximum value of SAR (measured) = 0.430 W/kg



Plot 74 LTE Band 12 1RB Right Cheek High (Battery 2)

Date: 9/27/2017

Communication System: UID 0, LTE (0); Frequency: 711 MHz; Duty Cycle: 1:1

Medium parameters used: $f = 711 \text{ MHz}$; $\sigma = 0.87 \text{ S/m}$; $\epsilon_r = 43.041$; $\rho = 1000 \text{ kg/m}^3$

Ambient Temperature: $22.3 \text{ }^\circ\text{C}$ Liquid Temperature: $21.5 \text{ }^\circ\text{C}$

Phantom section: Right Section

DASY5 Configuration:

Sensor-Surface: 4mm (Mechanical Surface Detection)

Probe: EX3DV4 - SN3677; ConvF(9.58, 9.58, 9.58); Calibrated: 1/23/2017;

Electronics: DAE4 Sn1291; Calibrated: 1/19/2017

Phantom: SAM1; Type: SAM; Serial: TP-1534

Measurement SW: DASY52, Version 52.8 (8); SEMCAD X Version 14.6.10 (7331)

Right Cheek High/Area Scan (71x121x1): Interpolated grid: $dx=15\text{mm}$, $dy=15\text{mm}$

Maximum value of SAR (interpolated) = 0.245 W/kg


Right Cheek High/Zoom Scan (5x5x7)/Cube 0: Measurement grid: $dx=8\text{mm}$, $dy=8\text{mm}$, $dz=5\text{mm}$

Reference Value = 4.81 V/m ; Power Drift = 0.02 dB

Peak SAR (extrapolated) = 0.267 W/kg

SAR(1 g) = 0.211 W/kg ; SAR(10 g) = 0.13 W/kg

Maximum value of SAR (measured) = 0.245 W/kg



Plot 75 LTE Band 12 1RB Back Side High (Distance 15mm)

Date: 9/28/2017

Communication System: UID 0, LTE (0); Frequency: 711 MHz; Duty Cycle: 1:1

Medium parameters used: $f = 711$ MHz; $\sigma = 0.927$ S/m; $\epsilon_r = 55.371$; $\rho = 1000$ kg/m³

Ambient Temperature: 22.3 °C Liquid Temperature: 21.5 °C

Phantom section: Flat Section

DASY5 Configuration:

Sensor-Surface: 4mm (Mechanical Surface Detection)

Probe: EX3DV4 - SN3677; ConvF(9.99, 9.99, 9.99); Calibrated: 1/23/2017;

Electronics: DAE4 Sn1291; Calibrated: 1/19/2017

Phantom: SAM1; Type: SAM; Serial: TP-1534

Measurement SW: DASY52, Version 52.8 (8); SEMCAD X Version 14.6.10 (7331)

Back Side High/Area Scan (71x121x1): Interpolated grid: dx=15mm, dy=15mm

Maximum value of SAR (interpolated) = 0.201 W/kg

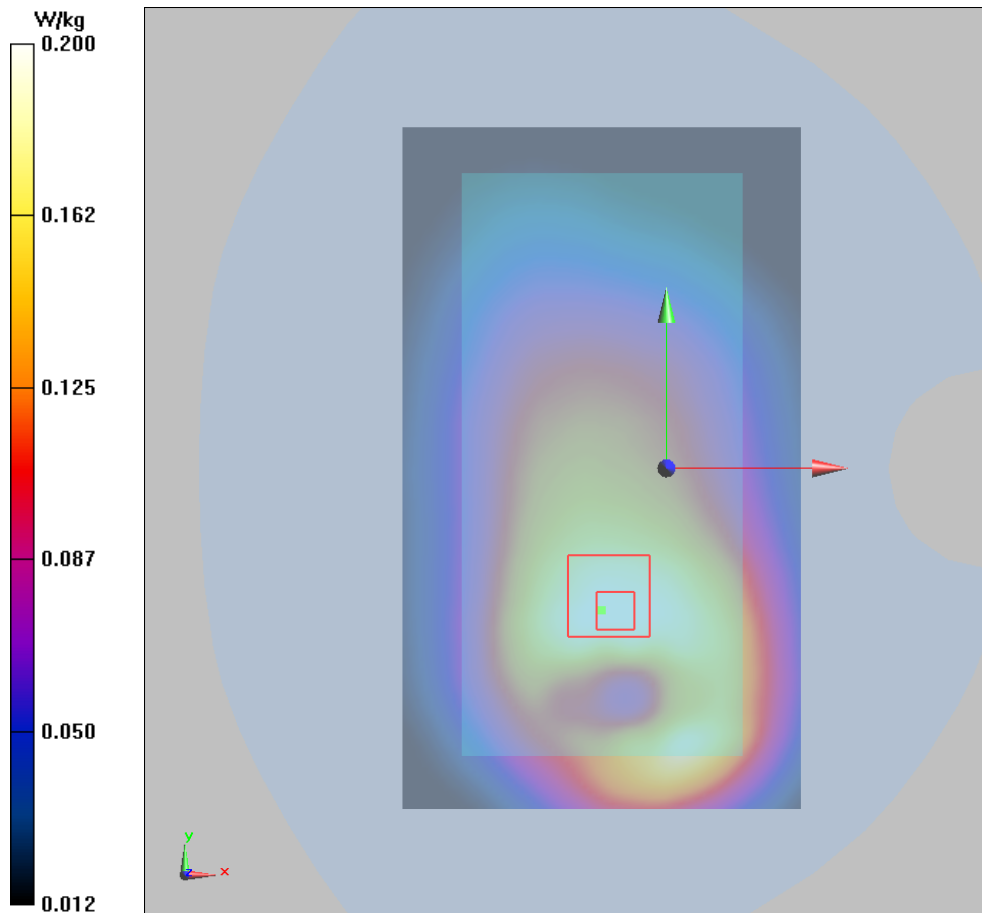
Back Side High/Zoom Scan (5x5x7)/Cube 0: Measurement grid: dx=8mm, dy=8mm, dz=5mm

Reference Value = 11.89 V/m; Power Drift = 0.094 dB

Peak SAR (extrapolated) = 0.241 W/kg

SAR(1 g) = 0.188W/kg; SAR(10 g) = 0.131 W/kg

Maximum value of SAR (measured) = 0.200W/kg



Plot 76 LTE Band 12 1RB Front Side High (Distance 10mm)

Date: 9/28/2017

Communication System: UID 0, LTE (0); Frequency: 711 MHz; Duty Cycle: 1:1

Medium parameters used: $f = 711 \text{ MHz}$; $\sigma = 0.927 \text{ S/m}$; $\epsilon_r = 55.371$; $\rho = 1000 \text{ kg/m}^3$

Ambient Temperature: $22.3 \text{ }^\circ\text{C}$ Liquid Temperature: $21.5 \text{ }^\circ\text{C}$

Phantom section: Flat Section

DASY5 Configuration:

Sensor-Surface: 4mm (Mechanical Surface Detection)

Probe: EX3DV4 - SN3677; ConvF(9.99, 9.99, 9.99); Calibrated: 1/23/2017;

Electronics: DAE4 Sn1291; Calibrated: 1/19/2017

Phantom: SAM1; Type: SAM; Serial: TP-1534

Measurement SW: DASY52, Version 52.8 (8); SEMCAD X Version 14.6.10 (7331)

Front Side High/Area Scan (71x121x1): Interpolated grid: $dx=15\text{mm}$, $dy=15\text{mm}$

Maximum value of SAR (interpolated) = 0.204 W/kg

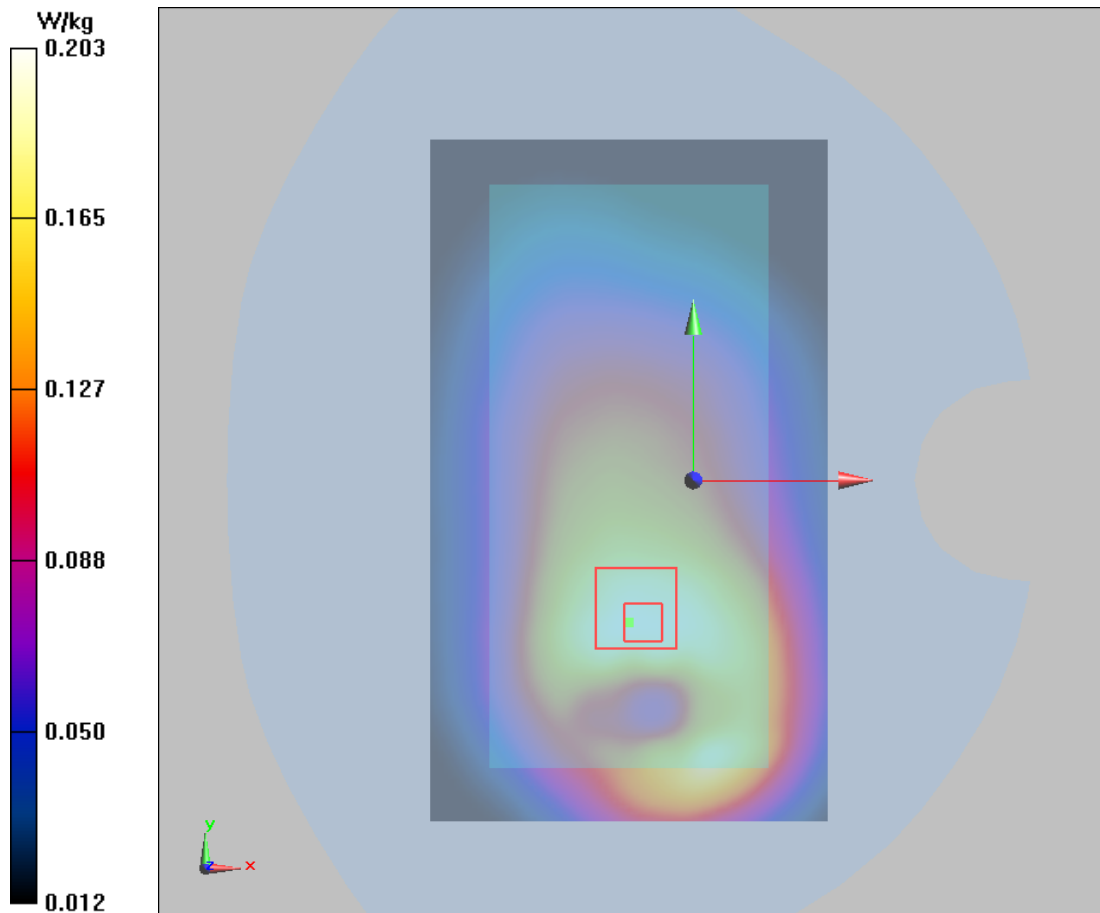
Front Side High/Zoom Scan (5x5x7)/Cube 0: Measurement grid: $dx=8\text{mm}$, $dy=8\text{mm}$, $dz=5\text{mm}$

Reference Value = 12.13 V/m ; Power Drift = 0.01 dB

Peak SAR (extrapolated) = 0.248 W/kg

SAR(1 g) = 0.192 W/kg ; SAR(10 g) = 0.143 W/kg

Maximum value of SAR (measured) = 0.203 W/kg



Plot 77 LTE Band 17 1RB Right Cheek Low

Date: 9/27/2017

Communication System: UID 0, LTE (0); Frequency: 709 MHz; Duty Cycle: 1:1

Medium parameters used: $f = 709$ MHz; $\sigma = 0.868$ S/m; $\epsilon_r = 43.058$; $\rho = 1000$ kg/m³

Ambient Temperature: 22.3 °C Liquid Temperature: 21.5 °C

Phantom section: Right Section

DASY5 Configuration:

Sensor-Surface: 4mm (Mechanical Surface Detection)

Probe: EX3DV4 - SN3677; ConvF(9.58, 9.58, 9.58); Calibrated: 1/23/2017;

Electronics: DAE4 Sn1291; Calibrated: 1/19/2017

Phantom: SAM1; Type: SAM; Serial: TP-1534

Measurement SW: DASY52, Version 52.8 (8); SEMCAD X Version 14.6.10 (7331)

Right Cheek Low/Area Scan (71x121x1): Interpolated grid: dx=15mm, dy=15mm

Maximum value of SAR (interpolated) = 0.224 W/kg


Right Cheek Low/Zoom Scan (5x5x7)/Cube 0: Measurement grid: dx=8mm, dy=8mm, dz=5mm

Reference Value = 4.84 V/m; Power Drift = 0.04 dB

Peak SAR (extrapolated) = 0.247 W/kg

SAR(1 g) = 0.206 W/kg; SAR(10 g) = 0.177 W/kg

Maximum value of SAR (measured) = 0.213 W/kg



Plot 78 LTE Band 17 1RB Back Side Low (Distance 15mm)

Date: 9/28/2017

Communication System: UID 0, LTE (0); Frequency: 709 MHz; Duty Cycle: 1:1

Medium parameters used: $f = 709 \text{ MHz}$; $\sigma = 0.925 \text{ S/m}$; $\epsilon_r = 55.396$; $\rho = 1000 \text{ kg/m}^3$

Ambient Temperature: $22.3 \text{ }^\circ\text{C}$ Liquid Temperature: $21.5 \text{ }^\circ\text{C}$

Phantom section: Flat Section

DASY5 Configuration:

Sensor-Surface: 4mm (Mechanical Surface Detection)

Probe: EX3DV4 - SN3677; ConvF(9.99, 9.99, 9.99); Calibrated: 1/23/2017;

Electronics: DAE4 Sn1291; Calibrated: 1/19/2017

Phantom: SAM1; Type: SAM; Serial: TP-1534

Measurement SW: DASY52, Version 52.8 (8); SEMCAD X Version 14.6.10 (7331)

Back Side Low/Area Scan (71x121x1): Interpolated grid: $dx=15\text{mm}$, $dy=15\text{mm}$

Maximum value of SAR (interpolated) = 0.20 W/kg

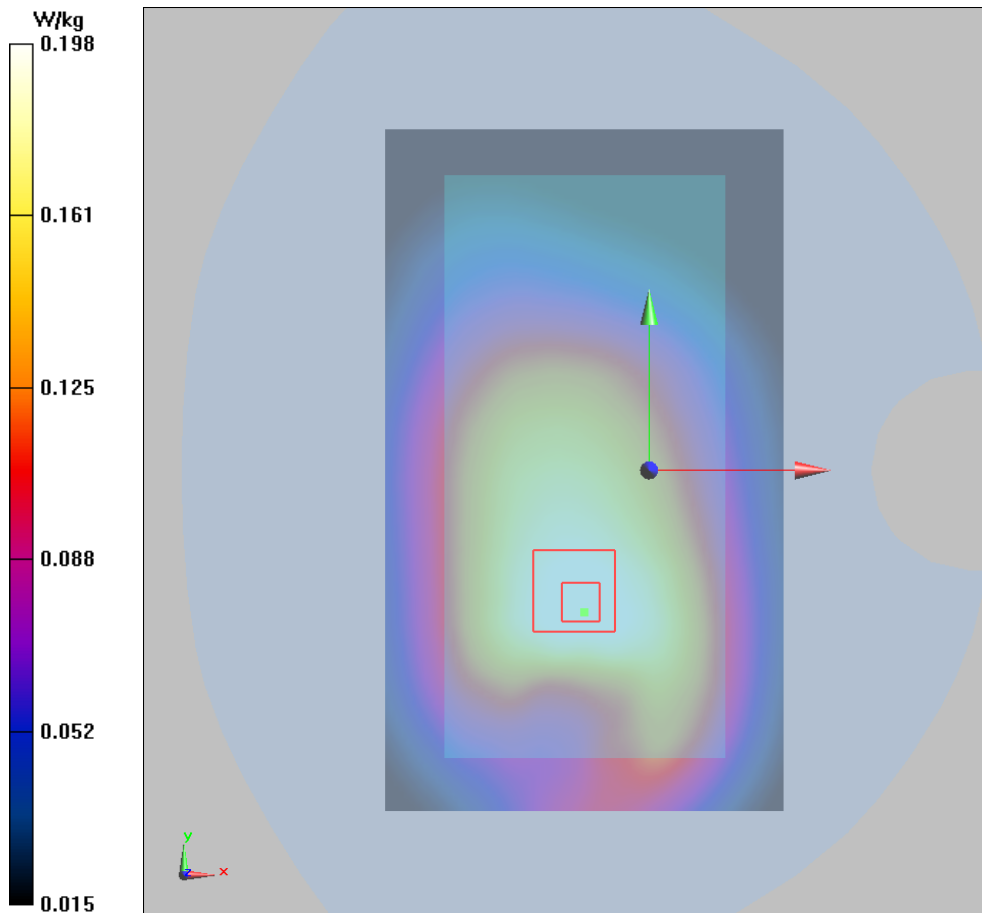
Back Side Low/Zoom Scan (5x5x7)/Cube 0: Measurement grid: $dx=8\text{mm}$, $dy=8\text{mm}$, $dz=5\text{mm}$

Reference Value = 13.25 V/m ; Power Drift = 0.055 dB

Peak SAR (extrapolated) = 0.247 W/kg

SAR(1 g) = 0.184 W/kg ; SAR(10 g) = 0.146 W/kg

Maximum value of SAR (measured) = 0.198 W/kg



Plot 79 LTE Band 17 1RB Back Side Low (Distance 10mm)

Date: 9/28/2017

Communication System: UID 0, LTE (0); Frequency: 709 MHz; Duty Cycle: 1:1

Medium parameters used: $f = 709 \text{ MHz}$; $\sigma = 0.925 \text{ S/m}$; $\epsilon_r = 55.396$; $\rho = 1000 \text{ kg/m}^3$

Ambient Temperature: $22.3 \text{ }^\circ\text{C}$ Liquid Temperature: $21.5 \text{ }^\circ\text{C}$

Phantom section: Flat Section

DASY5 Configuration:

Sensor-Surface: 4mm (Mechanical Surface Detection)

Probe: EX3DV4 - SN3677; ConvF(9.99, 9.99, 9.99); Calibrated: 1/23/2017;

Electronics: DAE4 Sn1291; Calibrated: 1/19/2017

Phantom: SAM1; Type: SAM; Serial: TP-1534

Measurement SW: DASY52, Version 52.8 (8); SEMCAD X Version 14.6.10 (7331)

Back Side Low/Area Scan (71x121x1): Interpolated grid: $dx=15\text{mm}$, $dy=15\text{mm}$

Maximum value of SAR (interpolated) = 0.205 W/kg

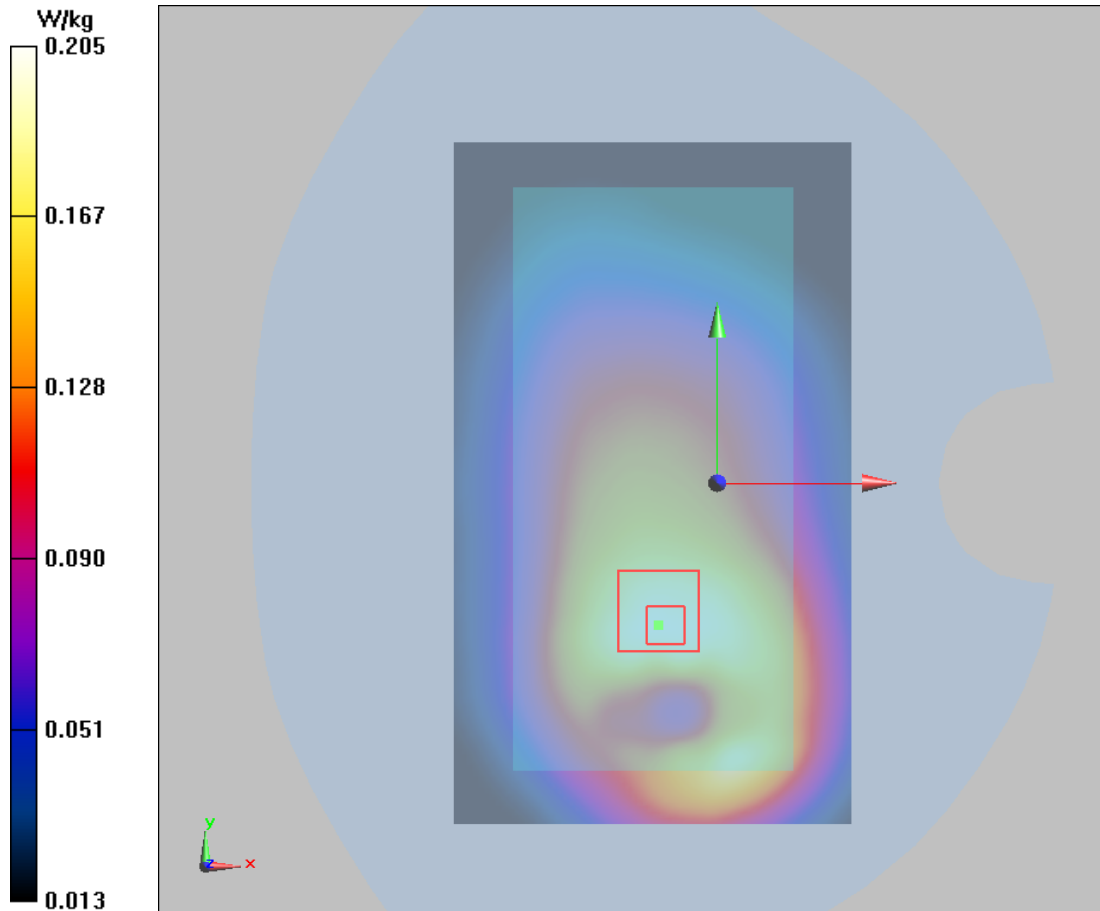
Back Side Low/Zoom Scan (5x5x7)/Cube 0: Measurement grid: $dx=8\text{mm}$, $dy=8\text{mm}$, $dz=5\text{mm}$

Reference Value = 12.23 V/m ; Power Drift = 0.01 dB

Peak SAR (extrapolated) = 0.249 W/kg

SAR(1 g) = 0.194 W/kg ; SAR(10 g) = 0.145 W/kg

Maximum value of SAR (measured) = 0.205 W/kg



Plot 80 LTE Band 26 1RB Right Cheek Low

Date: 9/27/2017

Communication System: UID 0, LTE_FDD (0); Frequency: 822.5 MHz; Duty Cycle: 1:1

Medium parameters used (interpolated): $f = 822.5$ MHz; $\sigma = 0.926$ S/m; $\epsilon_r = 42.607$; $\rho = 1000$ kg/m³

Ambient Temperature: 22.3 °C Liquid Temperature: 21.5 °C

Phantom section: Right Section

DASY5 Configuration:

Sensor-Surface: 4mm (Mechanical Surface Detection)

Probe: EX3DV4 - SN3677; ConvF(9.31, 9.31, 9.31); Calibrated: 1/23/2017;

Electronics: DAE4 Sn1291; Calibrated: 1/19/2017

Phantom: SAM 2; Type: QD000P40CD; Serial: TP:1666

Measurement SW: DASY52, Version 52.8 (8); SEMCAD X Version 14.6.10 (7331)

Right Cheek Low/Area Scan (71x121x1): Interpolated grid: dx=15mm, dy=15mm

Maximum value of SAR (interpolated) = 0.202 W/kg


Right Cheek Low/Zoom Scan (5x5x7)/Cube 0: Measurement grid: dx=8mm, dy=8mm, dz=5mm

Reference Value = 5.289 V/m; Power Drift = 0.13 dB

Peak SAR (extrapolated) = 0.235 W/kg

SAR(1 g) = 0.190 W/kg; SAR(10 g) = 0.146 W/kg

Maximum value of SAR (measured) = 0.199 W/kg



Plot 81 LTE Band 26 1RB Back Side Low (Distance 15mm)

Date: 9/28/2017

Communication System: UID 0, LTE_FDD (0); Frequency: 822.5 MHz; Duty Cycle: 1:1

Medium parameters used (interpolated): $f = 822.5$ MHz; $\sigma = 0.997$ S/m; $\epsilon_r = 55.563$; $\rho = 1000$ kg/m³

Ambient Temperature: 22.3 °C Liquid Temperature: 21.5 °C

Phantom section: Flat Section

DASY5 Configuration:

Sensor-Surface: 4mm (Mechanical Surface Detection)

Probe: EX3DV4 - SN3677; ConvF(9.74, 9.74, 9.74); Calibrated: 1/23/2017;

Electronics: DAE4 Sn1291; Calibrated: 1/19/2017

Phantom: SAM 2; Type: QD000P40CD; Serial: TP:1666

Measurement SW: DASY52, Version 52.8 (8); SEMCAD X Version 14.6.10 (7331)

Back Side Low/Area Scan (71x121x1): Interpolated grid: dx=15mm, dy=15mm

Maximum value of SAR (interpolated) = 0.284 W/kg

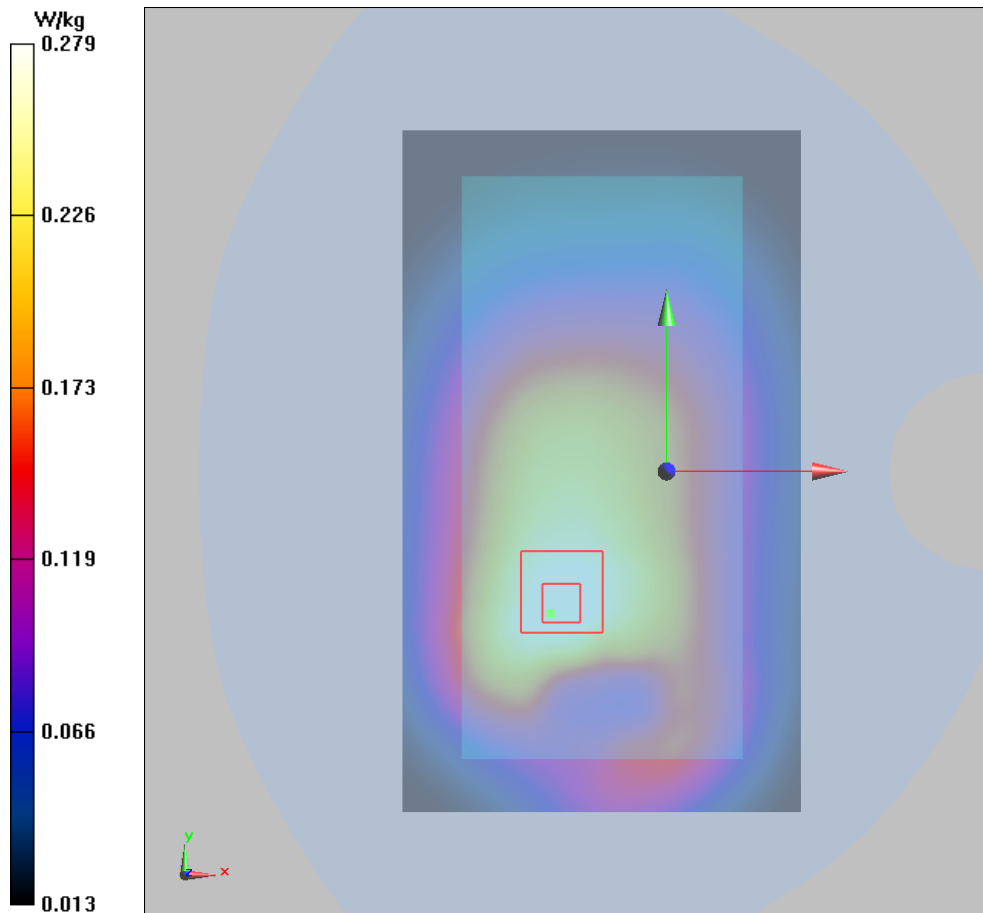
Back Side Low/Zoom Scan (5x5x7)/Cube 0: Measurement grid: dx=8mm, dy=8mm, dz=5mm

Reference Value = 15.00 V/m; Power Drift = 0.064 dB

Peak SAR (extrapolated) = 0.333 W/kg

SAR(1 g) = 0.261 W/kg; SAR(10 g) = 0.186 W/kg

Maximum value of SAR (measured) = 0.279 W/kg



Plot 82 LTE Band 26 1RB Back Side Low (Distance 10mm)

Date: 9/28/2017

Communication System: UID 0, LTE_FDD (0); Frequency: 822.5 MHz; Duty Cycle: 1:1

Medium parameters used (interpolated): $f = 822.5$ MHz; $\sigma = 0.997$ S/m; $\epsilon_r = 55.563$; $\rho = 1000$ kg/m³

Ambient Temperature: 22.3 °C Liquid Temperature: 21.5 °C

Phantom section: Flat Section

DASY5 Configuration:

Sensor-Surface: 4mm (Mechanical Surface Detection)

Probe: EX3DV4 - SN3677; ConvF(9.74, 9.74, 9.74); Calibrated: 1/23/2017;

Electronics: DAE4 Sn1291; Calibrated: 1/19/2017

Phantom: SAM 2; Type: QD000P40CD; Serial: TP:1666

Measurement SW: DASY52, Version 52.8 (8); SEMCAD X Version 14.6.10 (7331)

Back Side Low/Area Scan (71x121x1): Interpolated grid: dx=15mm, dy=15mm

Maximum value of SAR (interpolated) = 0.334 W/kg

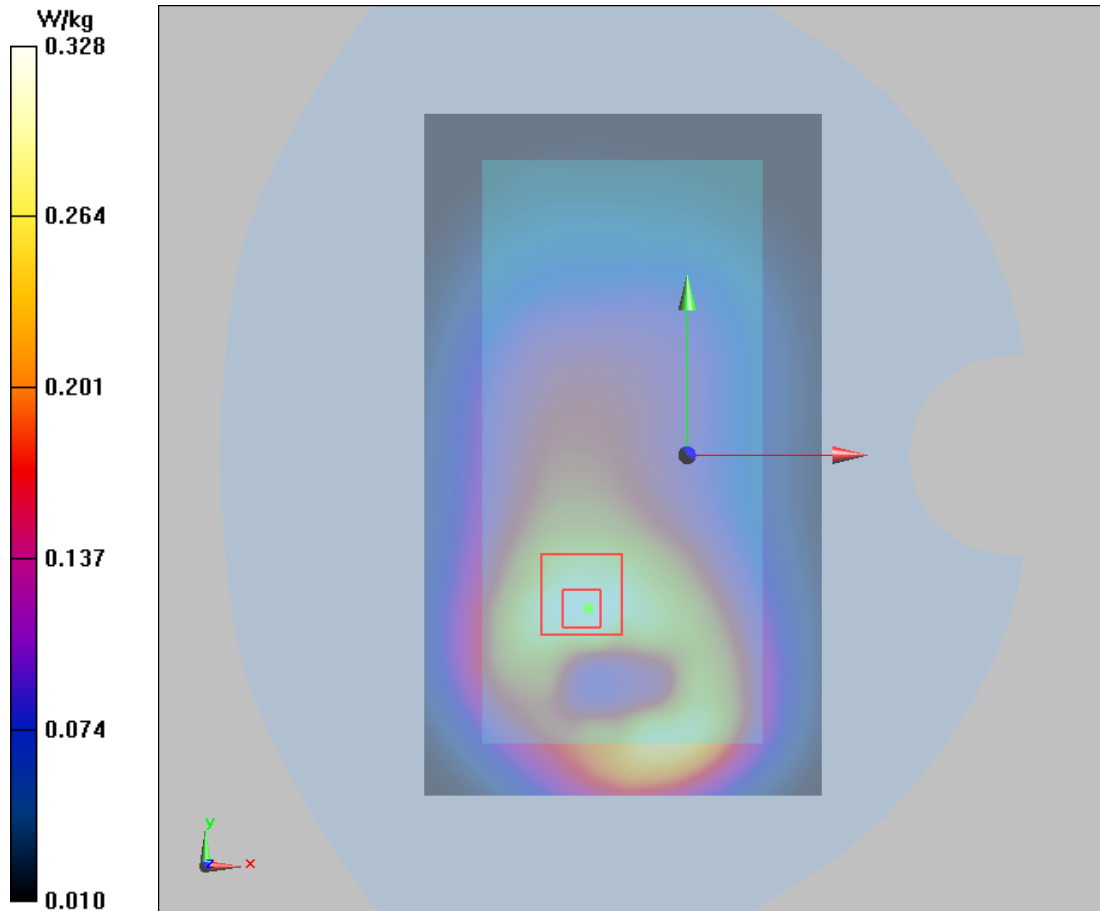
Back Side Low/Zoom Scan (5x5x7)/Cube 0: Measurement grid: dx=8mm, dy=8mm, dz=5mm

Reference Value = 13.03 V/m; Power Drift = 0.04 dB

Peak SAR (extrapolated) = 0.427 W/kg

SAR(1 g) = 0.308 W/kg; SAR(10 g) = 0.215 W/kg

Maximum value of SAR (measured) = 0.328 W/kg



Plot 83 LTE Band 38 1RB Left Cheek High

Date: 9/27/2017

Communication System: UID 0, LTE (0); Frequency: 2610 MHz; Duty Cycle: 1:1.58

Medium parameters used: $f = 2610$ MHz; $\sigma = 2.021$ S/m; $\epsilon_r = 40.298$; $\rho = 1000$ kg/m³

Ambient Temperature: 22.3 °C Liquid Temperature: 21.5°C

Phantom section: Left Section

DASY5 Configuration:

Sensor-Surface: 4mm (Mechanical Surface Detection)

Probe: EX3DV4 - SN7351; ConvF(7.43, 7.43, 7.43); Calibrated: 12/20/2016;

Electronics: DAE4 - SD 000 D04 BK - SN918; Calibrated: 6/26/2017

Phantom: SAM 2; Type: SAM;

Measurement SW: DASY52, Version 52.8 (8); SEMCAD X Version 14.6.10 (7331)

Left Cheek High/Area Scan (91x151x1): Interpolated grid: dx=12mm, dy=12mm

Maximum value of SAR (interpolated) = 0.201 W/kg

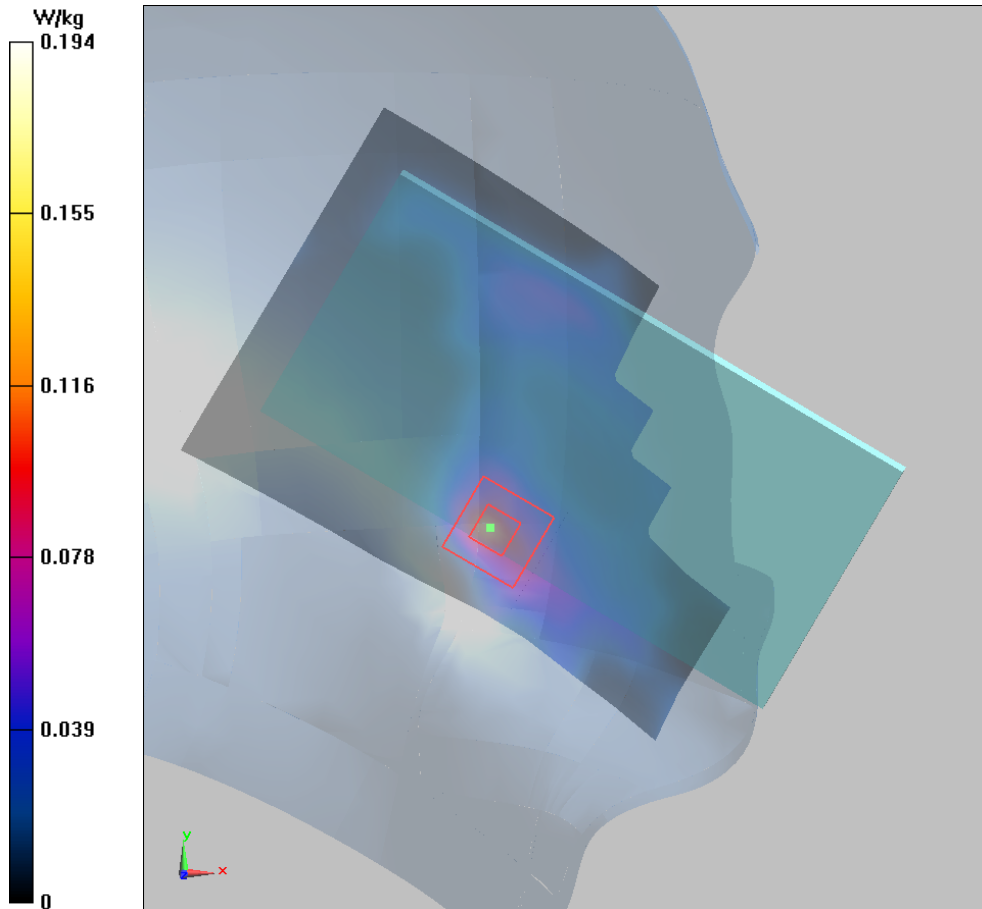
Left Cheek High/Zoom Scan (7x7x7)/Cube 0: Measurement grid: dx=5mm, dy=5mm, dz=5mm

Reference Value = 0.65 V/m; Power Drift = 0.07 dB

Peak SAR (extrapolated) = 0.302W/kg

SAR(1 g) = 0.16 W/kg; SAR(10 g) = 0.101 W/kg

Maximum value of SAR (measured) = 0.194 W/kg



Plot 84 LTE Band 38 1RB Front Side High (Distance 15mm)

Date: 9/28/2017

Communication System: UID 0, LTE (0); Frequency: 2610 MHz; Duty Cycle: 1:1.58

Medium parameters used: $f = 2610$ MHz; $\sigma = 2.15$ S/m; $\epsilon_r = 51.166$; $\rho = 1000$ kg/m³

Ambient Temperature: 22.3 °C Liquid Temperature: 21.5°C

Phantom section: Flat Section

DASY5 Configuration:

Sensor-Surface: 4mm (Mechanical Surface Detection)

Probe: EX3DV4 - SN7351; ConvF(7.52, 7.52, 7.52); Calibrated: 12/20/2016;

Electronics: DAE4 - SD 000 D04 BK - SN918; Calibrated: 6/26/2017

Phantom: SAM 2; Type: SAM;

Measurement SW: DASY52, Version 52.8 (8); SEMCAD X Version 14.6.10 (7331)

Front Side High/Area Scan (91x151x1): Interpolated grid: dx=12mm, dy=12mm

Maximum value of SAR (interpolated) = 0.128 W/kg

Front Side High/Zoom Scan (7x7x7)/Cube 0: Measurement grid: dx=5mm, dy=5mm, dz=5mm

Reference Value = 2.576 V/m; Power Drift = -0.059 dB

Peak SAR (extrapolated) = 0.226 W/kg

SAR(1 g) = 0.112 W/kg; SAR(10 g) = 0.056 W/kg

Maximum value of SAR (measured) = 0.125 W/kg

