



SAR TEST REPORT

Applicant Huawei Technologies Co., Ltd.
FCC ID QISBLA-L09
Product Smart Phone
Model BLA-L09
Report No. R1809H0120-S2
Issue Date November 21, 2018

TA Technology (Shanghai) Co., Ltd. tested the above equipment in accordance with the requirements in **IEEE 1528-2013, ANSI/IEEE C95.1-1992**. The test results show that the equipment tested is capable of demonstrating compliance with the requirements as documented in this report.

Jiang peng Lan

Performed by: Jiangpeng Lan

Kai Xu

Approved by: Kai Xu

TA Technology (Shanghai) Co., Ltd.

No.145, Jintang Rd, Tangzhen Industry Park, Pudong Shanghai, China

TEL: +86-021-50791141/2/3

FAX: +86-021-50791141/2/3-8000

Table of Contents

1	Test Laboratory.....	4
1.1	Notes of the Test Report.....	4
1.2	Test facility.....	4
1.3	Testing Location.....	5
1.4	Laboratory Environment.....	5
2	Statement of Compliance.....	6
3	Description of Equipment under Test.....	7
4	Test Specification, Methods and Procedures.....	11
5	Operational Conditions during Test.....	12
5.1	Test Positions.....	12
5.1.1	Against Phantom Head.....	12
5.1.2	Body Worn Configuration.....	12
5.1.3	Phablet SAR test considerations.....	13
5.2	Measurement Variability.....	14
5.3	Test Configuration.....	15
5.3.1	GSM Test Configuration.....	15
5.3.2	3G Test Configuration.....	16
5.3.3	LTE Test Configuration.....	20
5.3.4	Additional requirements for TDD LTE specification.....	21
5.3.5	LTE CA specification.....	24
5.3.6	Wi-Fi Test Configuration.....	28
5.3.7	Dynamic antenna switching specification and Wi-Fi CDD techniques (for Wi-Fi antennas).....	29
5.3.8	BT Test Configuration.....	30
5.3.9	Dynamic antenna switching specification (for 2G/G3/4G antennas).....	30
5.3.10	Proximity sensor configuration.....	30
5.3.11	A-G sensor & an audio receiver detection configuration.....	37
5.3.12	Country code detection mechanism.....	43
6	SAR Measurements System Configuration.....	44
6.1	SAR Measurement Set-up.....	44
6.2	DASY5 E-field Probe System.....	45
6.3	SAR Measurement Procedure.....	46
7	Main Test Equipment.....	48
8	Tissue Dielectric Parameter Measurements & System Verification.....	50
8.1	Tissue Verification.....	50
8.2	System Performance Check.....	52
9	Normal and Maximum Output Power.....	55
9.1	GSM Mode.....	55
9.2	WCDMA Mode.....	69
9.3	LTE Mode.....	78
9.3.1	LTE Single Carrier.....	78



9.3.2	LTE CA	436
9.4	WLAN Mode	449
9.5	Bluetooth Mode	461
10	Measured and Reported (Scaled) SAR Results	462
10.1	EUT Antenna Locations	462
10.2	Standalone SAR test exclusion considerations	463
10.3	Measured SAR Results	464
10.4	Simultaneous Transmission Analysis	553
11	Measurement Uncertainty	565
ANNEX A: Test Layout		566
ANNEX B: System Check Results		568
ANNEX C: Highest Graph Results		601
ANNEX D: Probe Calibration Certificate (SN: 3677)		757
ANNEX E: Probe Calibration Certificate (SN: 7351)		768
ANNEX F: Probe Calibration Certificate (SN: 3677)		779
ANNEX G: D750V3 Dipole Calibration Certificate		790
ANNEX H: D835V2 Dipole Calibration Certificate		798
ANNEX I: D1750V2 Dipole Calibration Certificate		806
ANNEX J: D1900V2 Dipole Calibration Certificate		814
ANNEX K: D2450V2 Dipole Calibration Certificate		822
ANNEX L: D2600V2 Dipole Calibration Certificate (SN: 1025)		830
ANNEX M: D2600V2 Dipole Calibration Certificate (SN: 1025)		838
ANNEX N: D5GHzV2 Dipole Calibration Certificate		846
ANNEX O: DAE4 Calibration Certificate (SN: 1291)		860
ANNEX P: DAE4 Calibration Certificate (SN: 918)		863
ANNEX Q: DAE4 Calibration Certificate (SN: 1317)		868
ANNEX R: Product Change Description (Variant A)		873
ANNEX S: Product Change Description (Variant B)		875
ANNEX T: Product Change Description (Variant C)		876

1 Test Laboratory

1.1 Notes of the Test Report

This report shall not be reproduced in full or partial, without the written approval of **TA technology (shanghai) co., Ltd.** The results documented in this report apply only to the tested sample, under the conditions and modes of operation as described herein. Measurement Uncertainties were not taken into account and are published for informational purposes only. This report is written to support regulatory compliance of the applicable standards stated above. This report must not be used by the client to claim product certification, approval, or endorsement by any government agencies.

1.2 Test facility

CNAS (accreditation number: L2264)

TA Technology (Shanghai) Co., Ltd. has obtained the accreditation of China National Accreditation Service for Conformity Assessment (CNAS).

FCC (Designation number: CN1179, Test Firm Registration Number: 446626)

TA Technology (Shanghai) Co., Ltd. has been listed on the US Federal Communications Commission list of test facilities recognized to perform electromagnetic emissions measurements.

IC (recognition number is 8510A)

TA Technology (Shanghai) Co., Ltd. has been listed by industry Canada to perform electromagnetic emission measurement.

VCCI (recognition number is C-4595, T-2154, R-4113, G-10766)

TA Technology (Shanghai) Co., Ltd. has been listed by industry Japan to perform electromagnetic emission measurement.

A2LA (Certificate Number: 3857.01)

TA Technology (Shanghai) Co., Ltd. has been listed by American Association for Laboratory Accreditation to perform electromagnetic emission measurement.

1.3 Testing Location

Company: TA Technology (Shanghai) Co., Ltd.
Address: No.145, Jintang Rd, Tangzhen Industry Park, Pudong Shanghai, China
City: Shanghai
Post code: 201201
Country: P. R. China
Contact: Xu Kai
Telephone: +86-021-50791141/2/3
Fax: +86-021-50791141/2/3-8000
Website: <http://www.ta-shanghai.com>
E-mail: xukai@ta-shanghai.com

1.4 Laboratory Environment

Temperature	Min. = 18°C, Max. = 25 °C
Relative humidity	Min. = 30%, Max. = 70%
Ground system resistance	< 0.5 Ω
Ambient noise is checked and found very low and in compliance with requirement of standards. Reflection of surrounding objects is minimized and in compliance with requirement of standards.	

2 Statement of Compliance

The maximum results of Specific Absorption Rate (SAR) found during testing for the EUT are as follows:

Table 1: Highest Reported SAR

Mode	Highest Reported SAR (W/kg)			
	1g SAR Head	1g SAR Body-worn (Separation 15mm)	1g SAR Hotspot (Separation 10mm)	Product Specific 10-g SAR (Separation 0mm/6mm)
GSM 850	0.80	0.47	0.89	NA
GSM 1900	0.69	0.28	0.58	1.58
WCDMA Band II	0.67	0.61	1.09	2.54
WCDMA Band IV	0.68	0.88	0.77	2.70
WCDMA Band V	0.84	0.37	0.60	NA
LTE FDD 2	0.95	0.54	0.70	2.38
LTE FDD 4	0.69	0.86	0.50	2.60
LTE FDD 5	0.76	0.28	0.48	NA
LTE FDD 7	0.72	0.39	0.60	NA
LTE FDD 12	0.78	0.22	0.29	NA
LTE FDD 17	0.78	0.22	0.30	NA
LTE FDD 26	0.73	0.33	0.46	NA
LTE TDD 38	1.06	0.19	0.45	NA
LTE TDD 41	0.88	0.28	0.44	NA
Wi-Fi (2.4G)	0.57	0.26	0.63	NA
Wi-Fi (5G)	0.54	0.40	0.23	0.49
Bluetooth	0.41	NA	<0.1	NA
Date of Testing:	September 10, 2017 ~ September 27, 2017 (Original) September 27, 2017 ~ September 29, 2017 (Variant A) October 26, 2018 ~ October 29, 2018 and November 16, 2018 (Variant B)			

Note: 1) The highest Reported SAR for head, body-worn, hotspot, Product Specific 10-g SAR and simultaneous transmission exposure conditions are 1.06 W/kg, 0.88 W/kg, 1.09W/kg, 2.70 W/kg and 1.52W/kg.

2) For body worn operation, this device has been tested and meets FCC RF exposure guidelines when used with any accessory that contains no metal and that positions the handset a minimum of 15mm from the body. Use of other accessories may not ensure compliance with FCC RF exposure guidelines.

The device is in compliance with Specific Absorption Rate (SAR) for general population/uncontrolled exposure limits according to the FCC rule § 2.1093, the ANSI C95.1: 1992/IEEE C95.1: 1991, and had been tested in accordance with the measurement methods and procedures specified in IEEE Std 1528-2013.

3 Description of Equipment under Test

Client Information

Applicant	Huawei Technologies Co., Ltd.
Applicant address	Administration Building, Headquarters of Huawei Technologies Co., Ltd., Bantian, Longgang District, Shenzhen, 518129, P.R.China.
Manufacturer	Huawei Technologies Co., Ltd.
Manufacturer address	Administration Building, Headquarters of Huawei Technologies Co., Ltd., Bantian, Longgang District, Shenzhen, 518129, P.R.China.

General Technologies

Application Purpose:	Class II Permissive Change
EUT Stage	Identical Prototype
Model:	BLA-L09
IMEI:	866219030025810
Hardware Version:	HL1BLAM
Software Version:	BLA-L09 8.0.0.69(C432)
Antenna Type:	Internal Antenna
Device Class:	B
Wi-Fi Hotspot	Wi-Fi 2.4G Wi-Fi 5G U-NII-1&U-NII-3
Power Class:	GSM 850:4 GSM 1900:1 UMTS Band II/IV/V:3 LTE FDD 2/4/5/7/12/17/26:3 LTE TDD 38/41:3
Power Level	GSM 850:level 5 GSM 1900:level 0 UMTS Band II/IV/V:all up bits LTE FDD 2/4/5/7/12/17/26:max power LTE TDD 38/41:max power
EUT Accessory	
Battery 1	Manufacturer: SCUD (FUJIAN) Electronics Co., Ltd Model: HB436486ECW Power Rating: DC 3.82V, 3900mAh, Li-ion
Battery 2	Manufacturer: Sunwoda Electronic Co., LTD



	Model: HB436486ECW Power Rating: DC 3.82V, 3900mAh, Li-ion
Battery 3	Manufacturer: Desay Battery Co., Ltd. Model: HB436486ECW Power Rating: DC 3.82V, 3900mAh, Li-ion
Earphone 1	Manufacturer: JIANGXI LIANCHUANG HONGSHENG ELECTRONIC CO., LTD Model: MEND1632B729000
Earphone 2	Manufacturer: BOLUO COUNTY QUANCHENG ELECTRONIC CO., LTD Model: 1311-3301-6001-TC-296
Earphone 3	Manufacturer: Goer Tek Inc Model: WINDY-C
Earphone 4	Manufacturer: MERRY ELECTRONICS (SHENZHEN) CO., LTD. Model: L99EP003-CS-H
Earphone 5	Manufacturer: JIANGXI LIANCHUANG HONGSHENG ELECTRONIC CO., LTD Model: MEND1632B729001
Earphone 6	Manufacturer: BOLUO COUNTY QUANCHENG ELECTRONIC CO., LTD Model: 1311-3301-6001-TC-305

Wireless Technology and Frequency Range

Wireless Technology		Modulation	Operating mode	Tx (MHz)
GSM	850	Voice(GMSK) GPRS(GMSK) EGPRS(GMSK,8PSK)	<input type="checkbox"/> Multi-slot Class:8-1UP <input type="checkbox"/> Multi-slot Class:10-2UP <input checked="" type="checkbox"/> Multi-slot Class:12-4UP <input type="checkbox"/> Multi-slot Class:33-4UP	824 ~ 849
	1900			1850 ~ 1910
Does this device support DTM (Dual Transfer Mode)? <input type="checkbox"/> Yes <input checked="" type="checkbox"/> No				
UMTS	Band II	QPSK	HSDPA UE Category:24 HSUPA UE Category:6 DC-HSDPA UE Category:24 HSPA+ Category:24	1850 ~ 1910
	Band IV			1710 ~ 1755
	Band V			824 ~ 849
LTE	FDD 2	QPSK, 16QAM, 64QAM	Category 18	1850 ~ 1910
	FDD 4			1710 ~ 1755
	FDD 5			824 ~ 849
	FDD 7			2500 ~ 2570
	FDD 12			699 ~ 716
	FDD 17			704 ~ 716
	FDD 26			814 ~ 849
	TDD 38			2570 ~ 2620
	TDD 41			2545 ~ 2655
Does this device support Carrier Aggregation (CA) <input checked="" type="checkbox"/> Yes <input type="checkbox"/> No				
Does this device support SV-LTE (1xRTT-LTE)? <input type="checkbox"/> Yes <input checked="" type="checkbox"/> No				
BT	2.4G	Version 4.2 LE		2402 ~2480
Wi-Fi	2.4G	DSSS, OFDM	802.11b/g/n HT20	2402 ~2472
	5G	OFDM	802.11a/n HT20/HT40/	5150 ~ 5350
			ac VHT20/VHT40/ VHT80	5470 ~ 5850
Does this device support MIMO <input checked="" type="checkbox"/> Yes <input type="checkbox"/> No				
NFC	13.56MHz			

BLA-L29 (RHA1709-0091SAR01R1) is a variant model of BLA-L29 (RHA1709-0085SAR01R1). The detailed product change description please refers to the ANNEX R.

Tested band refer to the following table.

Band	Original BLA-L29 (Ant 1 & Ant 2)	Variant A BLA-L29 (Ant 1 & Ant 2)
GSM 850	Pass	Only tested with worst case of Original
GSM 1900	Pass	Only tested with worst case of Original
WCDMA Band II	Pass	Only tested with worst case of Original
WCDMA Band IV	Pass	Only tested with worst case of Original
WCDMA Band V	Pass	Only tested with worst case of Original
LTE FDD 2	Pass	Only tested with worst case of Original
LTE FDD 4	Pass	Only tested with worst case of Original
LTE FDD 5	Pass	Only tested with worst case of Original
LTE FDD 7	Pass	Only tested with worst case of Original
LTE FDD 12	Pass	Only tested with worst case of Original
LTE FDD 17	Pass	Only tested with worst case of Original
LTE FDD 26	Pass	Only tested with worst case of Original
LTE TDD 38	Pass	Only tested with worst case of Original
LTE TDD 41	Pass	Only tested with worst case of Original
Wi-Fi (2.4G)	Pass	Only tested with worst case of Original
Wi-Fi (5G)	Pass	Only tested with worst case of Original
BT	Pass	Only tested with worst case of Original

BLA-L29 (R1809H0120-S1) is a variant model of BLA-L29 (RHA1709-0091SAR01R1).

The detailed product change description please refers to the ANNEX S.

Tested band refer to the following table.

Band	Original BLA-L29 (Ant 1 & Ant 2)	Variant A BLA-L29 (Ant 1 & Ant 2)	Variant B BLA-L29 (Ant 1 & Ant 2)
CA_2C	--	--	Pass
CA_7C	--	--	Pass
CA_38C	--	--	Pass
CA_41C	--	--	Pass
Wi-Fi (2.4G) CDD/MIMO	Pass	Pass	Pass
Wi-Fi (5G) CDD/MIMO	Pass	Pass	Pass

BLA-L09 (R1809H0120-S2) is a variant model of BLA-L29 (R1809H0120-S1).

There is no test for BLA-L09 in this report. The detailed product change description please refers to the ANNEX T.

4 Test Specification, Methods and Procedures

The tests documented in this report were performed in accordance with FCC 47 CFR § 2.1093, IEEE 1528- 2013, ANSI/IEEE C95.1-1992, the following FCC Published RF exposure KDB procedures:

248227 D01 802.11 Wi-Fi SAR v02r02
447498 D01 General RF Exposure Guidance v06
648474 D04 Handset SAR v01r03
690783 D01 SAR Listings on Grants v01r03
865664 D01 SAR measurement 100 MHz to 6 GHz v01r04
865664 D02 RF Exposure Reporting v01r02
941225 D01 3G SAR Procedures v03r01
941225 D05 SAR for LTE Devices v02r05
941225 D05A LTE Rel.10 KDB Inquiry Sheet v01r02
941225 D06 Hotspot Mode v02r01

In addition to the above, the following information was used:

TCB workshop April 2016; RF Exposure Procedures (LTE CA for DL)
TCB workshop October 2016; RF Exposure Procedures (LTE CA for UL)
TCB workshop November 2017; RF Exposure Procedures (LTE CA for UL&DL-SAR)
TCB workshop April 2018; RF Exposure Procedures (LTE CA for DL-SAR test exclusion)

5 Operational Conditions during Test

5.1 Test Positions

5.1.1 Against Phantom Head

Measurements were made in “cheek” and “tilt” positions on both the left hand and right hand sides of the phantom.

The positions used in the measurements were according to IEEE 1528 - 2013 "IEEE Recommended Practice for Determining the Peak Spatial-Average Specific Absorption Rate (SAR) in the Human Head from Wireless Communications Devices: Measurement Techniques".

5.1.2 Body Worn Configuration

Body-worn operating configurations should be tested with the belt-clips and holsters attached to the device and positioned against a flat phantom in normal use configurations.

Body-worn operating configurations are tested with the belt-clips and holsters attached to the device and positioned against a flat phantom in a normal use configuration. Per FCC KDB Publication 648474 D04, Body-worn accessory exposure is typically related to voice mode operations when handsets are carried in body-worn accessories. The body-worn accessory procedures in FCC KDB Publication 447498 D01 should be used to test for body-worn accessory SAR compliance, without a headset connected to it. This enables the test results for such configuration to be compatible with that required for hotspot mode when the body-worn accessory test separation distance is greater than or equal to that required for hotspot mode, when applicable. When the reported SAR for a body-worn accessory, measured without a headset connected to the handset, is > 1.2 W/kg, the highest reported SAR configuration for that wireless mode and frequency band should be repeated for that body-worn accessory with a headset attached to the handset.

Accessories for Body-worn operation configurations are divided into two categories: those that do not contain metallic components and those that do contain metallic components. When multiple accessories that do not contain metallic components are supplied with the device, the device is tested with only the accessory that dictates the closest spacing to the body. Then multiple accessories that contain metallic components are tested with the device with each accessory. If multiple accessories share an identical metallic component (i.e. the same metallic belt-clip used with different holsters with no other metallic components) only the accessory that dictates the closest spacing to the body is tested.

Body-worn accessories may not always be supplied or available as options for some devices intended to be authorized for body-worn use. In this case, a test configuration with a separation distance between the back of the device and the flat phantom is used. Test position spacing was documented. Transmitters that are designed to operate in front of a person's face, as in push-to-talk configurations, are tested for SAR compliance with the front of the device positioned to face the flat phantom in head fluid. For devices that are carried next to the body such as a shoulder, waist or chest-worn transmitters, SAR compliance is tested with the accessories, including headsets and microphones, attached to the device and positioned against a flat phantom in a normal use configuration.

5.1.3 Phablet SAR test considerations

For smart phones, with a display diagonal dimension > 15.0 cm or an overall diagonal dimension > 16.0 cm, that can provide similar mobile web access and multimedia support found in mini-tablets or UMPC mini-tablets and support voice calls next to the ear, unless it is confirmed otherwise through KDB inquiries, the following phablet procedures should be applied to evaluate SAR compliance for each applicable wireless modes and frequency band. Devices marketed as phablets, regardless of form factors and operating characteristics must be tested as a phablet to determine SAR compliance.

- a) The normally required head and body-worn accessory SAR test procedures for handsets, including hotspot mode, must be applied.
- b) The UMPC mini-tablet procedures must also be applied to test the SAR of all surfaces and edges with an antenna located at ≤ 25 mm from that surface or edge, in direct contact with a flat phantom, for Product Specific 10-g SAR according to the body-equivalent tissue dielectric parameters in KDB Publication 865664 D01 to address interactive hand use exposure conditions. The 1-g SAR at 5 mm for UMPC mini-tablets is not required. When hotspot mode applies, Product Specific 10-g SAR is required only for the surfaces and edges with hotspot mode 1-g reported SAR > 1.2 W/kg; however, when power reduction applies to hotspot mode the measured SAR must be scaled to the maximum output power, including tolerance, allowed for phablet modes to compare with the 1.2 W/kg SAR test reduction threshold. The normal tablet procedures in KDB Publication 616217 are required when the overall diagonal dimension of the device is > 20.0 cm. Hotspot mode SAR is not required when normal tablet procedures are applied. Extremity 10-g SAR is also not required for the front (top) surface of larger form factor full size tablets. The more conservative normal tablet SAR results can be used to support phablet mode Product Specific 10-g SAR.
- c) The simultaneous transmission operating configurations applicable to voice and data transmissions for both phone and mini-tablet modes must be taken into consideration separately for 1-g and 10-g SAR to determine the simultaneous transmission SAR test exclusion and measurement requirements for the relevant wireless modes and exposure conditions.

5.2 Measurement Variability

Per FCC KDB Publication 865664 D01, SAR measurement variability was assessed for each frequency band, which was determined by the SAR probe calibration point and tissue-equivalent medium used for the device measurements. When both head and body tissue-equivalent media were required for SAR measurements in a frequency band, the variability measurement procedures were applied to the tissue medium with the highest measured SAR, using the highest measured SAR configuration for that tissue-equivalent medium. These additional measurements were repeated after the completion of all measurements requiring the same head or body tissue-equivalent medium in a frequency band. The test device was returned to ambient conditions (normal room temperature) with the battery fully charged before it was re-mounted on the device holder for the repeated measurement(s) to minimize any unexpected variations in the repeated results.

SAR Measurement Variability was assessed using the following procedures for each frequency band:

- 1) When the original highest measured SAR is ≥ 0.80 W/kg, the measurement was repeated once.
- 2) A second repeated measurement was performed only if the ratio of largest to smallest SAR for the original and first repeated measurements was > 1.20 or when the original or repeated measurement was ≥ 1.45 W/kg ($\sim 10\%$ from the 1-g SAR limit).
- 3) A third repeated measurement was performed only if the original, first or second repeated measurement was ≥ 1.5 W/kg and the ratio of largest to smallest SAR for the original, first and second repeated measurements is > 1.20 .
- 4) Repeated measurements are not required when the original highest measured SAR is < 0.80 W/kg

The same procedures should be adapted for measurements according to extremity and occupational exposure limits by applying a factor of 2.5 for extremity exposure and a factor of 5 for occupational exposure to the corresponding SAR thresholds.

5.3 Test Configuration

5.3.1 GSM Test Configuration

According to specification 3GPP TS 51.010, the maximum power of the GSM can do the power reduction for the multi-slot. The allowed power reduction in the multi-slot configuration is as following:

Output power of reductions:

Table 2: The allowed power reduction in the multi-slot configuration

Number of timeslots in uplink assignment	Permissible nominal reduction of maximum output power,(dB)
1	0
2	0 to 3,0
3	1,8 to 4,8
4	3,0 to 6,0

SAR test reduction for GPRS and EDGE modes is determined by the source-based time-averaged output power specified for production units, including tune-up tolerance. The data mode with highest specified time-averaged output power should be tested for SAR compliance in the applicable exposure conditions. For modes with the same specified maximum output power and tolerance, the higher number time-slot configuration should be tested. GSM voice and GPRS data use GMSK, which is a constant amplitude modulation with minimal peak to average power difference within the time-slot burst. For EDGE, GMSK is used for MCS 1 – MCS 4 and 8-PSK is used for MCS 5 – MCS 9; where 8-PSK has an inherently higher peak-to-average power ratio. The GMSK and 8-PSK EDGE configurations are considered separately for SAR compliance. The GMSK EDGE configurations are grouped with GPRS and considered with respect to time-averaged maximum output power to determine compliance. The 3G SAR test reduction procedure is applied to 8-PSK EDGE with GMSK GPRS/EDGE as the primary mode.

5.3.2 3G Test Configuration

5.3.2.1 3G SAR Test Reduction Procedure

The default test configuration is to measure SAR with an established radio link between the EUT and a communication test set using a 12.2 kbps RMC (reference measurement channel) configured in Test Loop Mode 1. SAR is selectively confirmed for other physical channel configurations modes according to output power, exposure conditions and device operating capabilities. Maximum output power is verified by applying the applicable versions of 3GPP TS 34.121.

5.3.2.2 Head SAR

SAR for next to the ear head exposure is measured using a 12.2 kbps RMC with TPC bits configured to all "1's". The 3G SAR test reduction procedure is applied to AMR configurations with 12.2 kbps RMC as the primary mode. Otherwise, SAR is measured for 12.2 kbps AMR in 3.4 kbps SRB (signaling radio bearer) using the highest SAR configuration in 12.2 kbps RMC for head exposure.

5.3.2.3 Body-worn accessory SAR

SAR for body-worn accessory configurations is measured using a 12.2 kbps RMC with TPC bits configured to all "1's". The 3G SAR test reduction procedure is applied to other spreading codes and multiple DPDCHn configurations supported by the EUT with 12.2 kbps RMC as the primary mode. Otherwise, SAR is measured using an applicable RMC configuration with the corresponding spreading code or DPDCHn, for the highest reported body-worn accessory exposure SAR configuration in 12.2 kbps RMC. When more than 2 DPDCHn are supported by the EUT, it may be necessary to configure additional DPDCHn using FTM (Factory Test Mode) or other chipset based test approaches with parameters similar to those used in 384 kbps and 768 kbps RMC

5.3.2.4 Release 5 HSDPA Test Configuration

The 3G SAR test reduction procedure is applied to HSDPA body-worn accessory configurations with 12.2 kbps RMC as the primary mode. Otherwise, SAR is measured for HSDPA using the HSDPA body SAR procedures in the "Release 5 HSDPA Data Devices" section of this document, for the highest SAR body-worn accessory exposure configuration in 12.2 kbps RMC. EUT with both HSDPA and HSUPA are tested according to Release 6 HSPA test procedures.

HSDPA should be configured according to the UE category of a test device. The number of HSDSCH/HS-PDSCHs, HARQ processes, minimum inter-TTI interval, transport block sizes and RV coding sequence are defined by the H-set. To maintain a consistent test configuration and stable transmission conditions, QPSK is used in the H-set for SAR testing. HS-DPCCH should be configured with a CQI feedback cycle of 4 ms with a CQI repetition factor of 2 to maintain a constant rate of active CQI slots. DPCCH and DPDCH gain factors (β_c , β_d), and HS-DPCCH power offset parameters (Δ_{ACK} , Δ_{NACK} , Δ_{CQI}) should be set according to values indicated in the Table below. The CQI value is determined by the UE category, transport block size, number of HS-PDSCHs and modulation used in the H-set.

Table 3: Subtests for UMTS Release 5 HSDPA

Sub-set	β_c	β_d	β_d (SF)	β_c/β_d	β_{hs} (note 1, note 2)	CM(dB) (note 3)	MPR(dB)
1	2/15	15/15	64	2/15	4/15	0.0	0.0
2	12/15 (note 4)	15/15 (note 4)	64	12/15 (note 4)	24/15	1.0	0.0
3	15/15	8/15	64	15/8	30/15	1.5	0.5
4	15/15	4/15	64	15/4	30/15	1.5	0.5

Note1: $\Delta_{ACK}, \Delta_{NACK}$ and $\Delta_{CQI} = 8 \Leftrightarrow A_{hs} = \beta_{hs}/\beta_c = 30/15 \Leftrightarrow \beta_{hs} = 30/15 * \beta_c$
 Note2: CM=1 for $\beta_c/\beta_d = 12/15, \beta_{hs}/\beta_c = 24/15$.
 Note3: For subtest 2 the β_c/β_d ratio of 12/15 for the TFC during the measurement period(TF1,TF0) is achieved by setting the signaled gain factors for the reference TFC (TFC1,TF1) to $\beta_c = 11/15$ and $\beta_d = 15/15$.

5.3.2.5 Release 6 HSUPA Test Configuration

The 3G SAR test reduction procedure is applied to HSPA (HSUPA/HSDPA with RMC) body-worn accessory configurations with 12.2 kbps RMC as the primary mode. Otherwise, SAR is measured for HSPA using the HSPA body SAR procedures in the “Release 6 HSPA Data Devices” section of this document, for the highest body-worn accessory exposure SAR configuration in 12.2 kbps RMC. When VOIP is applicable for next to the ear head exposure in HSPA, the 3G SAR test reduction procedure is applied to HSPA with 12.2 kbps RMC as the primary mode; otherwise, the same HSPA configuration used for body-worn accessory measurements is tested for next to the ear head exposure.

Due to inner loop power control requirements in HSPA, a communication test set is required for output power and SAR tests. The 12.2 kbps RMC, FRC H-set 1 and E-DCH configurations for HSPA are configured according to the β values indicated in Table 4 and other applicable procedures described in the ‘WCDMA EUT and ‘Release 5 HSDPA Data Devices’ sections of this document

Table 4: Sub-Test 5 Setup for Release 6 HSUPA

Sub-set	β_c	β_d	β_d (SF)	β_c/β_d	$\beta_{hs}^{(1)}$	β_{ec}	β_{ed}	β_{ed} (SF)	β_{ed} (codes)	CM ⁽²⁾ (dB)	MPR (dB)	AG ⁽⁴⁾ Index	E-TFCI
1	11/15 ⁽³⁾	15/15 ⁽³⁾	64	11/15 ⁽³⁾	22/15	209/225	1039/225	4	1	1.0	0.0	20	75
2	6/15	15/15	64	6/15	12/15	12/15	94/75	4	1	3.0	2.0	12	67
3	15/15	9/15	64	15/9	30/15	30/15	$\beta_{ed1} 47/15$ $\beta_{ed2} 47/15$	4	2	2.0	1.0	15	92
4	2/15	15/15	64	2/15	4/15	2/15	56/75	4	1	3.0	2.0	17	71
5	15/15 ⁽⁴⁾	15/15 ⁽⁴⁾	64	15/15 ⁽⁴⁾	30/15	24/15	134/15	4	1	1.0	0.0	21	81

Note 1: $\Delta_{ACK}, \Delta_{NACK}$ and $\Delta_{CQI} = 8 \Leftrightarrow A_{hs} = \beta_{hs}/\beta_c = 30/15 \Leftrightarrow \beta_{hs} = 30/15 * \beta_c$.

Note 2: CM = 1 for $\beta_c/\beta_d = 12/15, \beta_{hs}/\beta_c = 24/15$. For all other combinations of DPDCH, DPCCH, HS- DPCCH, E-DPDCH and E-DPCCH the MPR is based on the relative CM difference.

Note 3: For subtest 1 the β_c/β_d ratio of 11/15 for the TFC during the measurement period (TF1, TF0) is achieved by setting the signaled gain factors for the reference TFC (TF1, TF1) to $\beta_c = 10/15$ and $\beta_d = 15/15$.

Note 4: For subtest 5 the β_c/β_d ratio of 15/15 for the TFC during the measurement period (TF1, TF0) is achieved by setting the signaled gain factors for the reference TFC (TF1, TF1) to $\beta_c = 14/15$ and $\beta_d = 15/15$.

Note 5: Testing UE using E-DPDCH Physical Layer category 1 Sub-test 3 is not required according to TS 25.306 Figure 5.1g.

Note 6: β_{ed} can not be set directly; it is set by Absolute Grant Value.

Table 5: HSUPA UE category

UE E-DCH Category	Maximum E-DCH Codes Transmitted	Number of HARQ Processes	E-DCH TTI (ms)	Minimum Spreading Factor	Maximum E-DCH Transport Block Bits	Max Rate (Mbps)
1	1	4	10	4	7110	0.7296
2	2	8	2	4	2798	1.4592
	2	4	10	4	14484	
3	2	4	10	4	14484	1.4592
4	2	8	2	2	5772	2.9185
	2	4	10	2	20000	2.00
5	2	4	10	2	20000	2.00
6 (No DPDCH)	4	8	2	2 SF2 & 2 SF4	11484	5.76
	4	4	10		20000	2.00
7 (No DPDCH)	4	8	2	2 SF2 & 2 SF4	22996	?
	4	4	10		20000	?

NOTE: When 4 codes are transmitted in parallel, two codes shall be transmitted with SF2 and two with SF4.
 UE Categories 1 to 6 supports QPSK only. UE Category 7 supports QPSK and 16QAM. (TS25.306-7.3.0)

5.3.2.6 HSPA, HSPA+ and DC-HSDPA Test Configuration

SAR test exclusion may apply to 3GPP Rel. 6 HSPA and Rel. 8 DC-HSDPA. When SAR measurement is required for HSPA or DC-HSDPA, a KDB inquiry is required to confirm that the wireless mode configurations in the test setup have remained stable throughout the SAR measurements. Without prior KDB confirmation to determine the SAR results are acceptable, a PAG is required for equipment approval.

SAR test exclusion for HSPA, HSPA+ and DC-HSDPA is determined according to the following:

- 1) The HSPA procedures are applied to configure 3GPP Rel. 6 HSPA devices in the required sub-test mode(s) to determine SAR test exclusion.
- 2) SAR is required for Rel. 7 HSPA+ when SAR is required for Rel. 6 HSPA; otherwise, the 3G SAR test reduction procedure is applied to (uplink) HSPA+ with 12.2 kbps RMC as the primary mode. Power is measured for HSPA+ that supports uplink 16 QAM according to configurations in Table C.11.1.4 of 3GPP TS 34.121-1 to determine SAR test reduction.
- 3) SAR is required for Rel. 8 DC-HSDPA when SAR is required for Rel. 5 HSDPA; otherwise, the 3G SAR test reduction procedure is applied to DC-HSDPA with 12.2 kbps RMC as the primary mode. Power is measured for DC-HSDPA according to the H-Set 12, FRC configuration in Table C.8.1.12 of 3GPP TS 34.121-1 to determine SAR test reduction. A primary and a secondary serving HS-DSCH Cell are required to perform the power measurement and for the results to be acceptable.
- 4) Regardless of whether a PBA is required, the following information must be verified and included in the SAR report for devices supporting HSPA, HSPA+ or DC-HSDPA: a) The output power

measurement results and applicable release version(s) of 3GPP TS 34.121.

i) Power measurement difficulties due to test equipment setup or availability must be resolved between the grantee and its test lab.

b) The power measurement results are in agreement with the individual device implementation and specifications. When Enhanced MPR (E-MPR) applies, the normal MPR targets may be modified according to the Cubic Metric (CM) measured by the device, which must be taken into consideration.

c) The UE category, operating parameters, such as the β and Δ values used to configure the device for testing, power setback procedures described in 3GPP TS 34.121 for the power measurements, and HSPA/HSPA+ channel conditions (active and stable) for the entire duration of the measurement according to the required E-TFCI and AG index values.

5) When SAR measurement is required, the test configurations, procedures and power measurement results must be clearly described to confirm that the required test parameters are used, including E-TFCI and AG index stability and output power conditions.

Table 6: HS-DSCH UE category

Table 5.1a: FDD HS-DSCH physical layer categories

HS-DSCH category	Maximum number of HS-DSCH codes received	Minimum inter-TTI interval	Maximum number of bits of an HS-DSCH transport block received within an HS-DSCH TTI NOTE 1	Total number of soft channel bits	Supported modulations without MIMO operation or dual cell operation	Supported modulations with MIMO operation and without dual cell operation	Supported modulations with dual cell operation	
Category 1	5	3	7298	19200	QPSK, 16QAM	Not applicable (MIMO not supported)	Not applicable (dual cell operation not supported)	
Category 2	5	3	7298	28800				
Category 3	5	2	7298	28800				
Category 4	5	2	7298	38400				
Category 5	5	1	7298	57600				
Category 6	5	1	7298	67200				
Category 7	10	1	14411	115200				
Category 8	10	1	14411	134400				
Category 9	15	1	20251	172800				
Category 10	15	1	27952	172800				
Category 11	5	2	3630	14400				QPSK
Category 12	5	1	3630	28800				QPSK, 16QAM, 64QAM
Category 13	15	1	35280	259200				QPSK, 16QAM, 64QAM
Category 14	15	1	42192	259200				QPSK, 16QAM
Category 15	15	1	23370	345600	QPSK, 16QAM			
Category 16	15	1	27952	345600	QPSK, 16QAM			
Category 17 NOTE 2	15	1	35280	259200	QPSK, 16QAM, 64QAM	-		
			23370	345600	-	QPSK, 16QAM		
Category 18 NOTE 3	15	1	42192	259200	QPSK, 16QAM, 64QAM	-		
			27952	345600	-	QPSK, 16QAM		
Category 19	15	1	35280	518400	QPSK, 16QAM, 64QAM			
Category 20	15	1	42192	518400	QPSK, 16QAM, 64QAM			
Category 21	15	1	23370	345600	-	-	QPSK, 16QAM	
Category 22	15	1	27952	345600				
Category 23	15	1	35280	518400				
Category 24	15	1	42192	518400			QPSK, 16QAM, 64QAM	

5.3.3 LTE Test Configuration

LTE modes were tested according to FCC KDB 941225 D05 publication. Please see notes after the tabulated SAR data for required test configurations. Establishing connections with base station simulators ensure a consistent means for testing SAR and are recommended for evaluating SAR [4]. The R&S CMW500 was used for LTE output power measurements and SAR testing. Max power control was used so the UE transmits with maximum output power during SAR testing. SAR must be measured with the maximum TTI (transmit time interval) supported by the device in each LTE configuration.

A) Spectrum Plots for RB Configurations

A properly configured base station simulator was used for SAR tests and power measurements. Therefore, spectrum plots for RB configurations were not required to be included in this report.

B) MPR

MPR is permanently implemented for this device by the manufacturer. The specific manufacturer target MPR is indicated alongside the SAR results. MPR is enabled for this device, according to 3GPP TS36.101 Section 6.2.3 – 6.2.5 under Table 6.2.3-1.

C) A-MPR

A-MPR (Additional MPR) has been disabled for all SAR tests by setting NS=01 on the base station simulator.

D) Largest channel bandwidth standalone SAR test requirements

1) QPSK with 1 RB allocation

Start with the largest channel bandwidth and measure SAR for QPSK with 1 RB allocation, using the RB offset and required test channel combination with the highest maximum output power for RB offsets at the upper edge, middle and lower edge of each required test channel. When the reported SAR is ≤ 0.8 W/kg, testing of the remaining RB offset configurations and required test channels is not required for 1 RB allocation; otherwise, SAR is required for the remaining required test channels and only for the RB offset configuration with the highest output power for that channel. When the reported SAR of a required test channel is > 1.45 W/kg, SAR is required for all three RB offset configurations for that required test channel.

2) QPSK with 50% RB allocation

The procedures required for 1 RB allocation in 1) are applied to measure the SAR for QPSK with 50% RB allocation.

3) QPSK with 100% RB allocation

For QPSK with 100% RB allocation, SAR is not required when the highest maximum output power for 100 % RB allocation is less than the highest maximum output power in 50% and 1 RB allocations and the highest reported SAR for 1 RB and 50% RB allocation in 1) and 2) are ≤ 0.8 W/kg. Otherwise, SAR is measured for the highest output power channel and if the reported SAR is > 1.45 W/kg, the remaining required test channels must also be tested.

4) Higher order modulations

For each modulation besides QPSK; e.g., 16-QAM, 64-QAM, apply the QPSK procedures in above sections to determine the QAM configurations that may need SAR measurement. For each configuration identified as required for testing, SAR is required only when the highest maximum output power for the configuration in the higher order modulation is $> \frac{1}{2}$ dB higher than the same configuration in QPSK or when the reported SAR for the QPSK configuration is > 1.45 W/kg.

E) Other channel bandwidth standalone SAR test requirements

For the other channel bandwidths used by the device in a frequency band, apply all the procedures required for the largest channel bandwidth in section A) to determine the channels and RB configurations that need SAR testing and only measure SAR when the highest maximum output power of a configuration requiring testing in the smaller channel bandwidth is $> \frac{1}{2}$ dB higher than the equivalent channel configurations in the largest channel bandwidth configuration or the *reported* SAR of a configuration for the largest channel bandwidth is > 1.45 W/kg.

5.3.4 Additional requirements for TDD LTE specification

For Time-Division Duplex (TDD) systems, SAR must be tested using a fixed periodic duty factor according to the highest transmission duty factor implemented for the device and supported by the defined 3GPP LTE TDD configurations.

TDD LTE Band supports 3GPP TS 36.211 section 4.2 for Type 2 Frame Structure and Table 8 for uplink-downlink configurations and Table 7 for Special subframe configurations.

Figure 4.2-1: Frame structure type 2

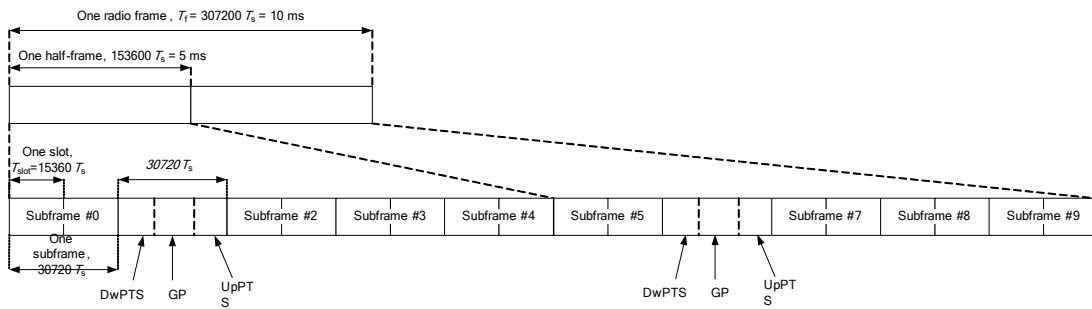


Table 7: Configuration of special subframe (lengths of DwPTS/GP/UpPTS)

Special subframe configuration	Normal cyclic prefix in downlink		Extended cyclic prefix in downlink			
	DwPTS	UpPTS		DwPTS	UpPTS	
		Normal cyclic prefix in uplink	Extended cyclic prefix in uplink		Normal cyclic prefix in uplink	Extended cyclic prefix in uplink
0	$6592 \cdot T_s$	$2192 \cdot T_s$	$2560 \cdot T_s$	$7680 \cdot T_s$	$2192 \cdot T_s$	$2560 \cdot T_s$
1	$19760 \cdot T_s$			$20480 \cdot T_s$		
2	$21952 \cdot T_s$			$23040 \cdot T_s$		
3	$24144 \cdot T_s$			$25600 \cdot T_s$		
4	$26336 \cdot T_s$	$4384 \cdot T_s$	$5120 \cdot T_s$	$7680 \cdot T_s$	$4384 \cdot T_s$	$5120 \cdot T_s$
5	$6592 \cdot T_s$			$20480 \cdot T_s$		
6	$19760 \cdot T_s$			$23040 \cdot T_s$		
7	$21952 \cdot T_s$			$12800 \cdot T_s$		
8	$24144 \cdot T_s$			-		
9	$13168 \cdot T_s$	-	-	-	-	-

Table 8: Uplink-downlink configurations

Uplink-downlink configuration	Downlink-to-Uplink Switch-point periodicity	Subframe number									
		0	1	2	3	4	5	6	7	8	9
0	5 ms	D	S	U	U	U	D	S	U	U	U
1	5 ms	D	S	U	U	D	D	S	U	U	D
2	5 ms	D	S	U	D	D	D	S	U	D	D
3	10 ms	D	S	U	U	U	D	D	D	D	D
4	10 ms	D	S	U	U	D	D	D	D	D	D
5	10 ms	D	S	U	D	D	D	D	D	D	D
6	5 ms	D	S	U	U	U	D	S	U	U	D

According to Figure 4.2-1, one radio frame is configured by 10 subframes, which consist of Uplink-subframe, Downlink-subframe and Special subframe. For TDD-LTE, the Duty Cycle should be calculated on Uplink-subframes and Special subframes, due to Special subframe containing both Uplink transmissions. So for one radio frame, Duty Cycle can be calculated with formula as below. The count of Uplink subframes are according to Table 8:

$$\text{Duty cycle} = (30720Ts * \text{Ups} + \text{Uplink Component} * \text{Specials}) / (307200Ts)$$

About the uplink component of Special subframes, we can figure out by Table 7:

$$\text{Uplink Component} = \text{UpPTS}$$

In conclusion, for the TDD LTE Band, Duty Cycle can be calculated with formula as below .all these sets are ok when we test, or we can set as below.

$$\text{Duty cycle} = [(30720Ts * \text{Ups}) + \text{UpPTS} * \text{Specials}] / (307200Ts)$$

And we can get different Duty cycles under different configurations:

Uplink-downlink configuration	Subframe number			Configuration of special subframe							
				Normal cyclic prefix in downlink				Extended cyclic prefix in downlink			
	D	S	U	Normal cyclic prefix in uplink		Extended cyclic prefix in uplink		Normal cyclic prefix in uplink		Extended cyclic prefix in uplink	
				configuration 0~4	configuration 5~9	configuration 0~4	configuration 5~9	configuration 0~3	configuration 4~7	configuration 0~3	configuration 4~7
0	2	2	6	61.43%	62.85%	61.67%	63.33%	61.43%	62.85%	61.67%	63.33%
1	4	2	4	41.43%	42.85%	41.67%	43.33%	41.43%	42.85%	41.67%	43.33%
2	6	2	2	21.43%	22.85%	21.67%	23.33%	21.43%	22.85%	21.67%	23.33%
3	6	1	3	30.71%	31.43%	30.83%	31.67%	30.71%	31.43%	30.83%	31.67%
4	7	1	2	20.71%	21.43%	20.83%	21.67%	20.71%	21.43%	20.83%	21.67%
5	8	1	1	10.71%	11.43%	10.83%	11.67%	10.71%	11.43%	10.83%	11.67%
6	3	2	5	51.43%	52.85%	51.67%	53.33%	51.43%	52.85%	51.67%	53.33%

SAR test Plan: For TDD LTE, SAR should be tested with the highest transmission duty factor (63.33%) using Uplink-downlink configuration 0 and Special subframe configuration 7 for Frame structure type

Path: Physical Cell Setup/TDD/Uplink Downlink Configuration

Duplex Mode: TDD Use Carrier Specific: FrameStructure Type 2

Search... 1CC - 1x1

DL Cell Bandwidth: 20.0 MHz #RB Max: 100

UL Cell Bandwidth: 20.0 MHz

Physical Cell ID: 0

Cyclic Prefix: Normal

Sounding RS (SRS):

SRS

TDD

Use Carrier Specific:

Uplink Downlink Configurat... 0

0	1	2	3	4	5	6	7	8	9
↓	S	↑	↑	↑	↓	S	↑	↑	↑

Subframe Number

Direction

Special Subframe

PRACH

Network

Connection

COL Reporting

LTE

LTE 1 TX Meas.

LTE 1 RX Meas.

Go to...

Routing

LTE Signaling ON

Config ...

5.3.5 LTE CA specification

The device supports LTE advanced Rel. 13, Carrier Aggregation (CA) on downlink for Intra band and inter-band. Uplink CA is supported for Intra band only, more details information is provided in tables below:

1) DL CA Intra band contiguous

E-UTRA CA configuration	Component carriers in order of increasing carrier frequency			Maximum aggregated bandwidth [MHz]	Bandwidth combination set
	Channel bandwidths for carrier [MHz]	Channel bandwidths for carrier [MHz]	Channel bandwidths for carrier [MHz]		
CA_2C	5	20		40	0
	10	15, 20			
	15	10, 15, 20			
	20	5, 10, 15, 20			
CA_5B	5, 10	10		20	0
	10	5			
CA_7C	15	15		40	0
	20	20			
	10	20		40	1
	15	15, 20			
	20	10, 15, 20		40	2
	15	10, 15			
20	15, 20				
CA_12B	5	5, 10		15	0

E-UTRA CA configuration	Component carriers in order of increasing carrier frequency			Maximum aggregated bandwidth [MHz]	Bandwidth combination set
	Channel bandwidths for carrier [MHz]	Channel bandwidths for carrier [MHz]	Channel bandwidths for carrier [MHz]		
CA_38C	15	15		40	0
	20	20			
CA_41C	10	20		40	0
	15	15, 20			
	20	10, 15, 20			
	5, 10	20		40	1
	15	15, 20			
	20	5, 10, 15, 20		40	2
	10	15, 20			
	15	10, 15, 20			
20	10, 15, 20				



	10	20		40	3
	20	20			
CA_41D	10	20	15	60	0
	10	15, 20	20		
	15	20	10, 15		
	15	10, 15, 20	20		
	20	15, 20	10		
	20	10, 15, 20	15, 20		

NOTE 1: The CA configuration refers to an operating band and a CA bandwidth class specified in Table 5.6A-1 (the indexing letter). Absence of a CA bandwidth class for an operating band implies support of all classes.

2) DL CA Inter-band

E-UTRA CA Configuration	E-UTR A Bands	1.4 MHz	3 MHz	5 MHz	10 MHz	15 MHz	20 MHz	Maximum aggregated bandwidth [MHz]	Bandwidth combination set
CA_2A-5A	2			Yes	Yes	Yes	Yes	30	0
	5			Yes	Yes				
	2			Yes	Yes			20	1
	5			Yes	Yes				
CA_2A-12A	2			Yes	Yes	Yes	Yes	30	0
	12			Yes	Yes				
	2			Yes	Yes	Yes	Yes	30	1
	12		Yes	Yes	Yes				
	2			Yes	Yes			20	2
	12			Yes	Yes				
CA_2A-12B	2			Yes	Yes	Yes	Yes	35	0
	12	See CA_12B Bandwidth Combination Set 0 in table 5.4.2A.1-1							
CA_2A-17A	2			Yes	Yes			20	0
	17			Yes	Yes				
	7			Yes	Yes	Yes	Yes		
	19			Yes	Yes	Yes			



E-UTRA CA Configuration	E-UTRA Bands	1.4 MHz	3 MHz	5 MHz	10 MHz	15 MHz	20 MHz	Maximum aggregated bandwidth [MHz]	Bandwidth combination set
CA_4A-5A	4			Yes	Yes			20	0
	5			Yes	Yes				
	4			Yes	Yes	Yes	Yes	30	1
	5			Yes	Yes				
CA_4A-12A	4	Yes	Yes	Yes	Yes			20	0
	12			Yes	Yes				
	4	Yes	Yes	Yes	Yes	Yes	Yes	30	1
	12			Yes	Yes				
	4			Yes	Yes	Yes	Yes	30	2
	12		Yes	Yes	Yes				
	4			Yes	Yes			20	3
	12			Yes	Yes				
	4			Yes	Yes	Yes	Yes	30	4
	12			Yes	Yes				
	4			Yes	Yes	Yes		20	5
	12			Yes					
CA_4A-12B	4			Yes	Yes	Yes	Yes	35	0
	12	See CA_12B Bandwidth Combination Set 0 in Table 5.4.2A.1-1							
CA_4A-17A	4			Yes	Yes			20	0
	17			Yes	Yes				
	28			Yes	Yes	Yes	Yes		
CA_5A-7A	5	Yes	Yes	Yes	Yes			30	0
	7				Yes	Yes	Yes		
	5			Yes	Yes			30	1
	7				Yes	Yes	Yes		
CA_7A-12A	7			Yes	Yes	Yes	Yes	30	0
	12			Yes	Yes				

Note:

- 1) For the inter-band CA combinations, Except CA_4A-12A, CA_4A-12B, CA_4A-17A, B12/B17 cannot be PCC, other the listed bands above can be used as PCC or SCC.
- 2) The channel spacing and aggregated channel bandwidth for CA are identical to the associated specification in 3GPP TS 36.101 V13.5.0 (2016-09).
- 3) The reference test frequencies for CA refers to 3GPP TS 36.508 V13.1.0(2016-09)



3) UL CA Intra band contiguous

E-UTRA CA configuration	Component carriers in order of increasing carrier frequency			Maximum aggregated bandwidth [MHz]	Bandwidth combination set
	Channel bandwidths for carrier [MHz]	Channel bandwidths for carrier [MHz]	Channel bandwidths for carrier [MHz]		
CA_2C	5	20		40	0
	10	15, 20			
	15	10, 15, 20			
	20	5, 10, 15, 20			
CA_7C	15	15		40	0
	20	20			
	10	20		40	1
	15	15, 20			
	20	10, 15, 20			
	15	10, 15		40	2
	20	15, 20			
CA_38C	15	15		40	0
	20	20			
CA_41C	10	20		40	0
	15	15, 20			
	20	10, 15, 20			
	5, 10	20		40	1
	15	15, 20			
	20	5, 10, 15, 20			
	10	15, 20		40	2
	15	10, 15, 20			
	20	10, 15, 20			
	10	20		40	3
	20	20			

NOTE 1: The CA configuration refers to an operating band and a CA bandwidth class specified in Table 5.6A-1 (the indexing letter). Absence of a CA bandwidth class for an operating band implies support of all classes.

NOTE 2: For the supported CC bandwidth combinations, the CC downlink and uplink bandwidths are equal.

NOTE 3: Uplink CA configurations are the configurations supported by the present release of specifications.

For downlink carrier aggregation, SAR is not required for downlink carrier aggregation in active uplink maximum output power not more than 1/4dB higher than the maximum output power measured when downlink carrier aggregation inactive.

For uplink carrier aggregation, SAR shall be tested based on the worst-case SAR configuration determined from standalone SAR testing result. (Refer to Section 10.3 LTE B2/B7/B38/B41).

5.3.6 Wi-Fi Test Configuration

SAR test reduction for 802.11 Wi-Fi transmission mode configurations are considered separately for DSSS and OFDM. An initial test position is determined to reduce the number of tests required for certain exposure configurations with multiple test positions. An initial test configuration is determined for each frequency band and aggregated band according to maximum output power, channel bandwidth, wireless mode configurations and other operating parameters to streamline the measurement requirements. For 2.4 GHz DSSS, either the initial test position or DSSS procedure is applied to reduce the number of SAR tests; these are mutually exclusive. For OFDM, an initial test position is only applicable to next to the ear, UMPC mini-tablet and hotspot mode configurations, which is tested using the initial test configuration to facilitate test reduction. For other exposure conditions with a fixed test position, SAR test reduction is determined using only the initial test configuration.

The multiple test positions require SAR measurements in head, hotspot mode or UMPC mini-tablet configurations may be reduced according to the highest reported SAR determined using the *initial test position(s)* by applying the DSSS or OFDM SAR measurement procedures in the required wireless mode test configuration(s). The *initial test position(s)* is measured using the highest measured maximum output power channel in the required wireless mode test configuration(s). When the *reported SAR* for the *initial test position* is:

- ≤ 0.4 W/kg, further SAR measurement is not required for the other test positions in that exposure configuration and wireless mode combination within the frequency band or aggregated band. DSSS and OFDM configurations are considered separately according to the required SAR procedures.
- 0.4 W/kg, SAR is repeated using the same wireless mode test configuration tested in the *initial test position* to measure the subsequent next closet/smallest test separation distance and maximum coupling test position, on the highest maximum output power channel, until the *reported SAR* is ≤ 0.8 W/kg or all required test positions are tested.
 - ◇ For subsequent test positions with equivalent test separation distance or when exposure is dominated by coupling conditions, the position for maximum coupling condition should be tested.
 - ◇ When it is unclear, all equivalent conditions must be tested.
- For all positions/configurations tested using the *initial test position* and subsequent test positions, when the *reported SAR* is > 0.8 W/kg, measure the SAR for these positions/configurations on the subsequent next highest measured output power channel(s) until the *reported SAR* is ≤ 1.2 W/kg or all required test channels are considered.
 - ◇ The additional power measurements required for this step should be limited to those necessary for identifying subsequent highest output power channels to apply the test reduction.

To determine the initial test position, Area Scans were performed to determine the position with the Maximum Value of SAR (measured). The position that produced the highest Maximum Value of SAR is considered the worst case position; thus used as the initial test position.

A Wi-Fi device must be configured to transmit continuously at the required data rate, channel bandwidth and signal modulation, using the highest transmission duty factor supported by the test mode tools for SAR measurement. This RF signal utilized in SAR measurement has almost 100% duty cycle and its crest factor is 1.

5.3.7 Dynamic antenna switching specification and Wi-Fi CDD techniques (for Wi-Fi antennas)

2.1 Dynamic antenna switching specification

The device also supports the dynamic antenna switching function for 802.11b 2.4G Wi-Fi. The device has two Wi-Fi TX antennas (Main Wi-Fi & BT antenna and Sub Wi-Fi Antenna). The 802.11b Wi-Fi dynamic switching is based on diversity technology. In 802.11b diversity mode, Wi-Fi function is able to judge the one of the two paths with the higher RSSI and select it as the Tx/Rx path dynamically in order to gain the best performance. The switch status hasn't any influence to RF conducted parameters. 802.11b Main Wi-Fi antenna and 802.11b Sub Wi-Fi Antenna can not transmit simultaneously.

Summary test plan:

For 802.11b Wi-Fi SAR test, set the Main Wi-Fi Antenna / Sub Wi-Fi Antenna to the MAX transmit power level respectively and test the SAR respectively in all applicable RF exposure conditions per KDB248227D01. Only one Wi-Fi TX antenna is chosen at a time. It is conservative enough to ensure the SAR compliance.

2.2 Wi-Fi CDD (802.11g/a) and MIMO (802.11 n/ac) techniques

CDD is able to be adopted in the product when Wi-Fi working in 802.11g/a mode. CDD is a kind of transmit diversity mechanism implemented by applying a different phase delay (cyclic phase delay) for each OFDM subcarrier. It is used in spatial multiplexing to increase diversity between the two spatial paths. In CDD mode, both of the Wi-Fi TX antennas are transmitting the same information with the same data rate, at the same channel and the same time. CDD means it is not one but two paths of Wi-Fi transmitting at the same time.

For 802.11 n/ac modes, the device supports both Wi-Fi MIMO mode and Wi-Fi SISO mode. In Wi-Fi SISO mode, only one antenna transmit at a time, it can be the main Wi-Fi antenna or the sub Wi-Fi antenna. In Wi-Fi MIMO mode, two Wi-Fi antennas transmit at the same time.

Wireless technology	Supporting Bands and Modes
WLAN SISO	Wi-Fi 2.4G 802.11b/11g/11n, Wi-Fi 5G 802.11a/11n/11ac
WLAN MIMO	Wi-Fi 2.4G 802.11n, Wi-Fi 5G 802.11n/11ac
WLAN CDD	Wi-Fi 2.4G 802.11g, Wi-Fi 5G 802.11a

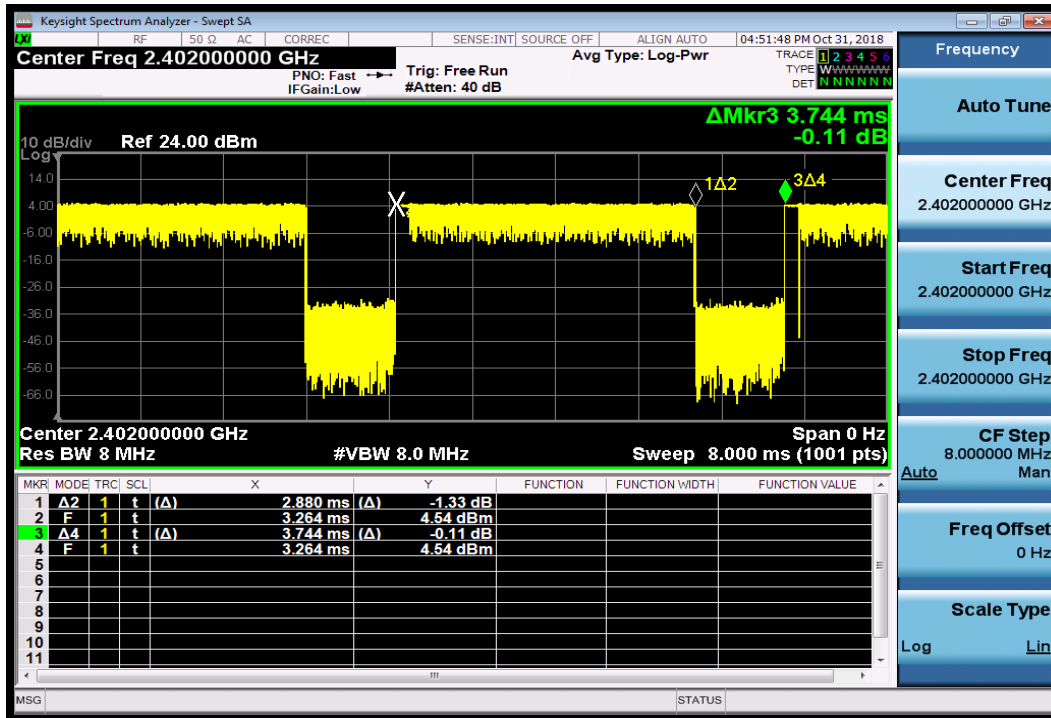
Summary test plan:

For 802.11 g/a Wi-Fi CDD and 802.11n/ac Wi-Fi MIMO SAR test, only the scenario two Wi-Fi antennas transmitting at the same time are supported and need to be considered. The common Initial Test Position and OFDM Initial Test Configuration Procedures per KDB 248227D01 are applied for 2.4G Wi-Fi 802.11g/n and 5G Wi-Fi 802.11 a/n/ac SAR test respectively in all applicable RF exposure conditions.

5.3.8 BT Test Configuration

For BT SAR testing, BT engineering testing software installed on the EUT can provide continuous transmitting RF signal with maximum output power. And the CBT control the EUT operating with hopping off and data rate set for DH5.

The SAR measurement takes full account of the BT duty cycle and is reflected in the report, and the duty factor of the device is as follow:



Note: Duty factor= Ton (ms)/ T(on+off) (ms)=2.880/3.744=76.92%

5.3.9 Dynamic antenna switching specification (for 2G/G3/4G antennas)

The device supports the dynamic antenna switching function to optimize transmission efficiency for wide range frequency operations. It has two 2G/3G/4G TX antennas (Main Antenna and Secondary Antenna). It can transmit from either Main Antenna (Ant1) or Secondary Antenna (Ant 2). The Main Antenna (Ant1) and Secondary Antenna (Ant 2) support the same 2G/3G/4G operating bands. Only one antenna can be used for 2G/3G/4G transmission at a time.

Summary test plan:

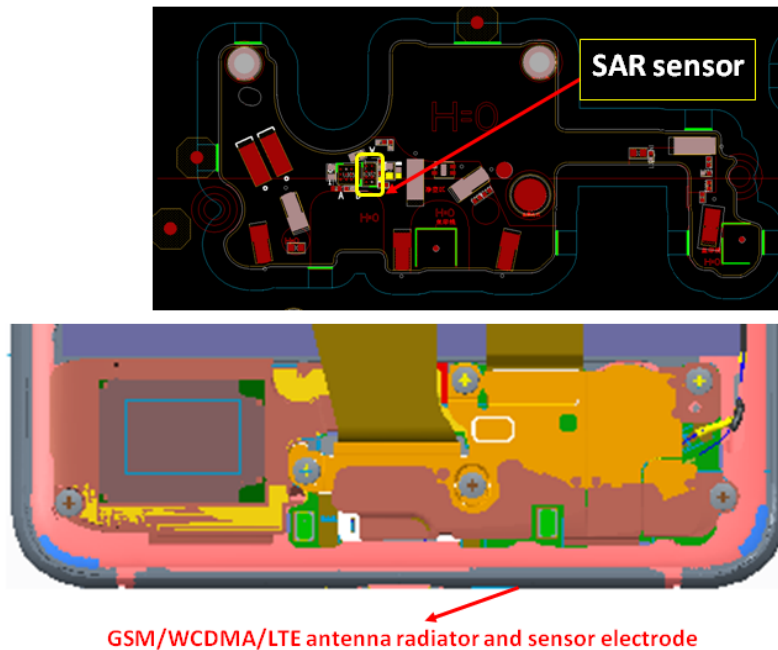
For Dynamic antenna switching SAR test, set the Main Antenna / Secondary Antenna to the MAX transmit power level respectively and test the SAR respectively in all applicable RF exposure conditions. Some AT commands or test scripts are supplied to fix the DPDT operation state and choose the antenna, so that only one TX antenna (the Main Antenna or Secondary Antenna) is chosen at a time. All independent antennas and modems will be completely covered by the appropriate SAR measurements and all simultaneous transmission possibilities will be fully considered.

5.3.10 Proximity sensor configuration

The device uses one sensor chip and two proximity sensors (metallic electrode) to reduce the maximum output power in selected wireless mode and operating configurations to ensure SAR

compliance. The two sensors are applied to one same 2G/3G/4G main antenna. One proximity sensor shares the same metallic electrode with the 2G/3G/4G main antenna and the other is a floating metal sheet, which has a minor offset from the main antenna. The two proximity sensors (metallic electrode) are called as proximity sensor channel-1 and proximity sensor channel-2. The sensors implementation can identify and facilitate triggering different max power levels for different scenarios including the device held by hand(Extremity) and different exposure test positions test positions (Front side/Back side/Bottom side) when the device is closed to a user's body. The main purpose for the implementation is to distinguish the scenarios of Body and Extremity, minimize triggering associated with power reduction for different scenarios and provide enhanced user experience.

The location of the proximity sensor channel-1 and proximity sensor channel-2



The picture of the SAR sensor

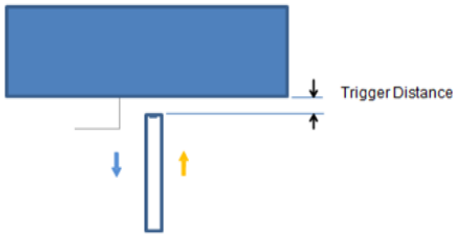
The two sensors power reduction implementation is applied to the same 2G/3G/4G main antenna. Capacitive proximity sensor shares a metallic electrode with the GSM, WCDMA and LTE antenna radiator as proximity sensor channel-1 and uses a MIMO antenna (Ant.6) at the same time as proximity sensor channel-2. The two metallic electrode and SAR sensor chip work as a sensor.

Table 9: Antenna/Sensor-to-DUT sides separation distances

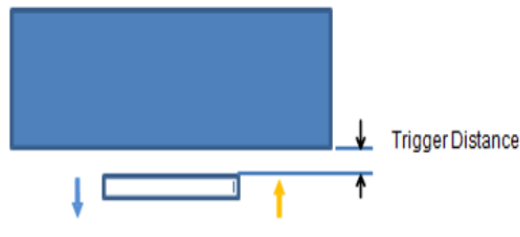
Tx Antenna	Antenna/Sensor-to- DUT sides separation distances					
	Front side	Back side	Left side	Right side	Top side	Bottom side
2G&3G&4G Main Ant	NA	NA	NA	NA	153.5mm	NA
2G&3G&4G Second Ant	NA	NA	NA	21.5mm	NA	153.5mm
2.4G wifi1&BT&5G wifi1	NA	NA	64mm	NA	NA	153.5mm
2.4G wifi2&5G wifi2	NA	NA	25mm	15.5mm	5mm	141.4mm
proximity sensor channel-1	NA	NA	NA	NA	153.5mm	NA
proximity sensor channel-2	6.5mm	NA	47mm	7.5mm	142.5mm	5.5mm
GPS antenna	Only receive signal, so it was not figured out in the following pictures					

3.1 Proximity sensor triggering distances (Per KDB616217 §6.2)

Proximity sensor triggering distance testing was performed as the EUT moving further away from the phantom were both assessed.



Picture: Proximity sensor triggering distances assessment Bottom Side



Picture: Proximity sensor triggering distances assessment Front Side and Back side

Table 10: Summary of Trigger Distances

Main 2G&3G&4G Antenna	Trigger distance – bottom edge		Trigger distance – back side		Trigger distance – front side	
	Moving toward phantom	Moving from phantom	Moving toward phantom	Moving from phantom	Moving toward phantom	Moving from phantom
WCDMA B2	9mm	9mm	8mm	8mm	7mm	7mm
WCDMA B4	9mm	9mm	8mm	8mm	7mm	7mm
LTE B2	9mm	9mm	8mm	8mm	7mm	7mm
LTE B4	9mm	9mm	8mm	8mm	7mm	7mm
LTE B7	9mm	9mm	8mm	8mm	7mm	7mm

Table 11: Reduced power (Moving toward phantom)

Main Antenna 2G&3G&4G	Position	Power Reduction Status (dBm)										
		20	17	14	12	11	10	9	8	7	6	5
WCDMA B2	Bottom edge	23.7	23.7	23.7	23.7	23.7	23.7	22.8	22.8	22.8	22.8	22.8
WCDMA B4	Bottom edge	23.5	23.5	23.5	23.5	23.5	23.5	21.0	21.0	21.0	21.0	21.0
LTE B2	Bottom edge	23.7	23.7	23.7	23.7	23.7	23.7	22.1	22.1	22.1	22.1	22.1
LTE B4	Bottom edge	23.6	23.6	23.6	23.6	23.6	23.6	21.3	21.3	21.3	21.3	21.3
LTE B7	Bottom edge	23.6	23.6	23.6	23.6	23.6	23.6	22.0	22.0	22.0	22.0	22.0
/	/	20	17	14	11	10	9	8	7	6	5	4
WCDMA B2	Back side	23.7	23.7	23.7	23.7	23.7	23.7	22.8	22.8	22.8	22.8	22.8
WCDMA B4	Back side	23.5	23.5	23.5	23.5	23.5	23.5	21.0	21.0	21.0	21.0	21.0
LTE B2	Back side	23.7	23.7	23.7	23.7	23.7	23.7	22.1	22.1	22.1	22.1	22.1
LTE B4	Back side	23.6	23.6	23.6	23.6	23.6	23.6	21.3	21.3	21.3	21.3	21.3
LTE B7	Back side	23.6	23.6	23.6	23.6	23.6	23.6	22.0	22.0	22.0	22.0	22.0
/	/	20	17	14	11	9	8	7	6	5	4	3
WCDMA B2	Front side	23.7	23.7	23.7	23.7	23.7	23.7	22.8	22.8	22.8	22.8	22.8
WCDMA B4	Front side	23.5	23.5	23.5	23.5	23.5	23.5	21.0	21.0	21.0	21.0	21.0
LTE B2	Front side	23.7	23.7	23.7	23.7	23.7	23.7	22.1	22.1	22.1	22.1	22.1
LTE B4	Front side	23.6	23.6	23.6	23.6	23.6	23.6	21.3	21.3	21.3	21.3	21.3



LTE B7	Front side	23.6	23.6	23.6	23.6	23.6	23.6	22.0	22.0	22.0	22.0	22.0
--------	------------	------	------	------	------	------	------	------	------	------	------	------

Table 12: Full power (Moving from phantom)

Main Antenna 2G&3G&4G	Position	Power Reduction Status (dBm)										
		23	20	17	14	11	10	9	8	6	3	0
WCDMA B2	Bottom edge	23.7	23.7	23.7	23.7	23.7	23.7	22.8	22.8	22.8	22.8	22.8
WCDMA B4	Bottom edge	23.5	23.5	23.5	23.5	23.5	23.5	21.0	21.0	21.0	21.0	21.0
LTE B2	Bottom edge	23.7	23.7	23.7	23.7	23.7	23.7	22.1	22.1	22.1	22.1	22.1
LTE B4	Bottom edge	23.6	23.6	23.6	23.6	23.6	23.6	21.3	21.3	21.3	21.3	21.3
LTE B7	Bottom edge	23.6	23.6	23.6	23.6	23.6	23.6	22.0	22.0	22.0	22.0	22.0
/	/	22	19	16	13	10	9	8	7	6	3	0
WCDMA B2	Back side	23.7	23.7	23.7	23.7	23.7	23.7	22.8	22.8	22.8	22.8	22.8
WCDMA B4	Back side	23.5	23.5	23.5	23.5	23.5	23.5	21.0	21.0	21.0	21.0	21.0
LTE B2	Back side	23.7	23.7	23.7	23.7	23.7	23.7	22.1	22.1	22.1	22.1	22.1
LTE B4	Back side	23.6	23.6	23.6	23.6	23.6	23.6	21.3	21.3	21.3	21.3	21.3
LTE B7	Back side	23.6	23.6	23.6	23.6	23.6	23.6	22.0	22.0	22.0	22.0	22.0
/	/	21	18	15	12	9	8	7	6	5	3	0
WCDMA B2	Front side	23.7	23.7	23.7	23.7	23.7	23.7	22.8	22.8	22.8	22.8	22.8
WCDMA B4	Front side	23.5	23.5	23.5	23.5	23.5	23.5	21.0	21.0	21.0	21.0	21.0
LTE B2	Front side	23.7	23.7	23.7	23.7	23.7	23.7	22.1	22.1	22.1	22.1	22.1
LTE B4	Front side	23.6	23.6	23.6	23.6	23.6	23.6	21.3	21.3	21.3	21.3	21.3
LTE B7	Front side	23.6	23.6	23.6	23.6	23.6	23.6	22.0	22.0	22.0	22.0	22.0

Note: SAR tests with proximity sensor power reduction are only required for back, front and bottom side of main antenna with WCDMA B2/B4 and LTE B2/B4/B7. For the other sides or other frequency bands of the device, the proximity sensor is not triggered. Therefore, the proximity sensor coverage is not evaluated on these orientations.

3.2 proximity sensor coverage (Per KDB616217 §6.3)

1) All the sides/edges (bottom side, front side and back side of the device) is positioned at a test separation distance less than or equal to the distance required for sensor triggering, with both the antenna and sensor pad located at least 20 mm laterally outside the edge (boundary) of the phantom, along the direction of maximum antenna and sensor offset.

Each applicable edge should be positioned perpendicularly to the phantom to determine sensor coverage. For antennas and/or sensors located near the corner of a tablet, both adjacent edges must be considered.

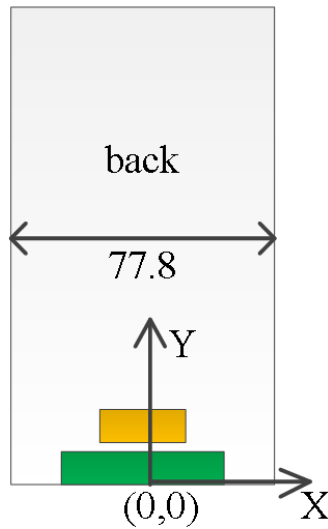
2) The similar sequence of steps applied to determine sensor triggering distance in 1) are used to verify the sensor coverage by moving the DUT(sensor and antenna) horizontally toward the phantom while maintaining the same vertical separation between the side or edge and the phantom.

3) After the exact location where triggering of power reduction is determined, with respect to the sensor and antenna, the DUT movement should be continued, in 3 mm increments, until both the sensor and antenna(s) are fully under the phantom and at least 20 mm inside the phantom edge.

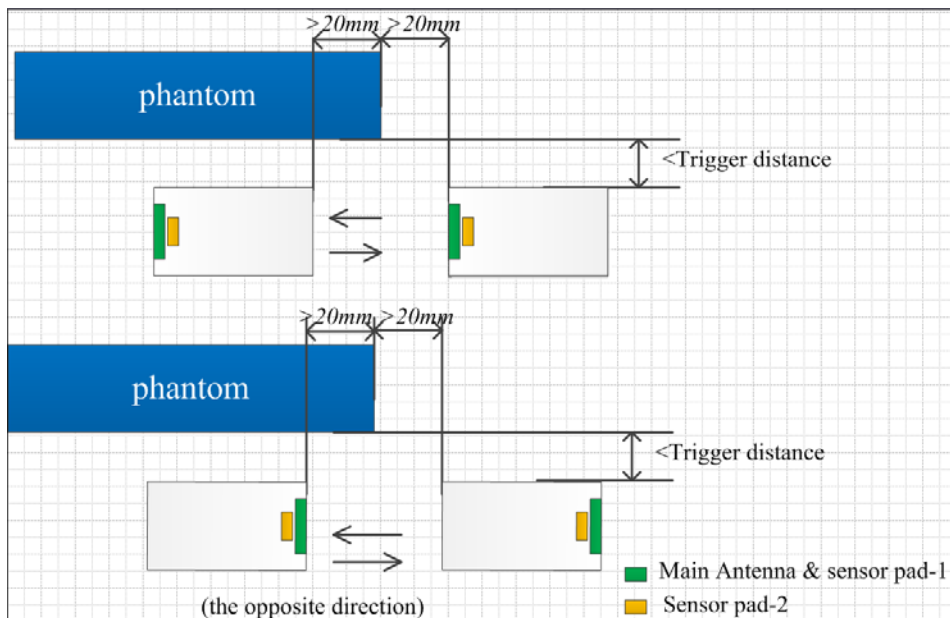
4) The process is then repeated from the opposite direction, starting at the other end of the maximum antenna and sensor offset, by rotating the DUT 180° along the vertical axis.

- 5) The triggering points should be documented graphically, with the antenna and sensor clearly identified, along with all relevant dimensions.
- 6) If the subsequently measured peak SAR location for the antenna is not between the triggering points, established by the sensor coverage tests from opposite ends of the antenna and sensor, additional SAR tests may be required for conditions where only part of the surface or edge of the DUT corresponding to the antenna is in proximity to the user and the sensor may not be triggering as desired.

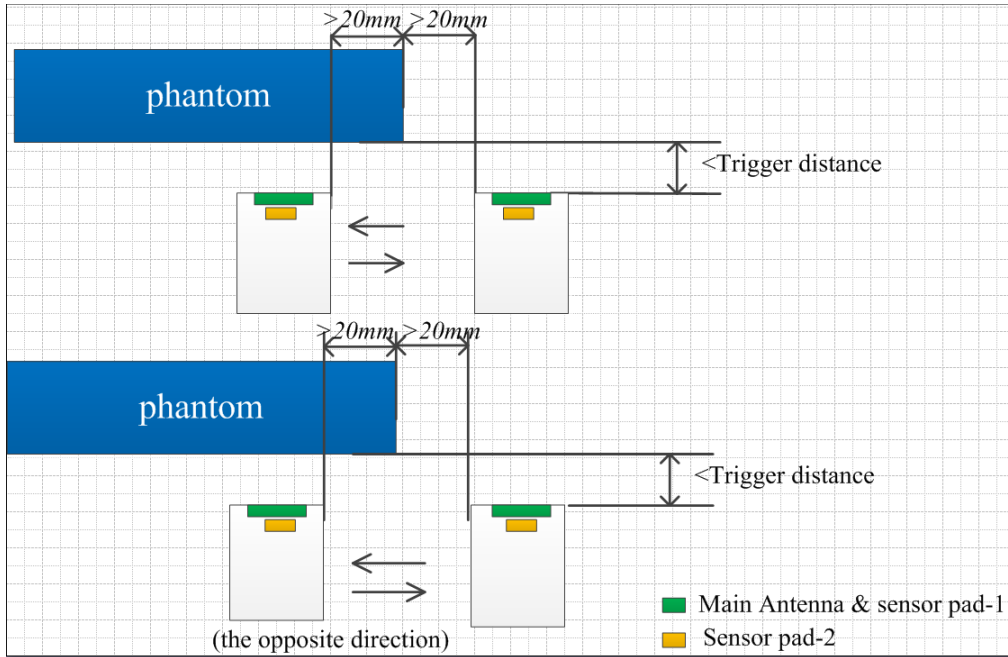
The plane coordinate system on the DUT as below:



Plane coordinate system definition on the DUT



Proximity sensor coverage assessment (Front side/back side)

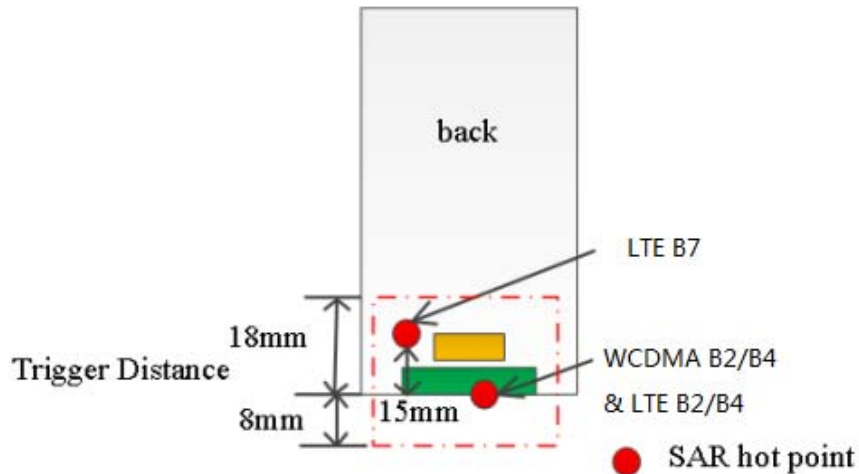


Proximity sensor coverage assessment (Bottom edge)

The validation data for determining proximity sensor coverage is as below:

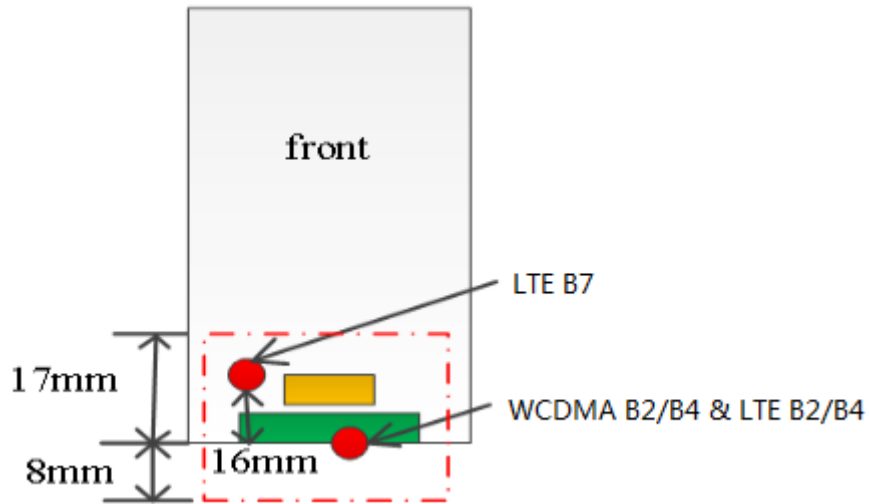
- 1) During the sensor coverage validation below, the DUT is positioned at a test separation distance less than or equal to the distance required for sensor triggering (0mm for the lowest power stage level).
- 2) In the following validation data graphs, the relative coordinates (Unit: mm) is used to show the sensor coverage distance of triggering points:

a) Proximity sensor coverage assesment results (Back side) :



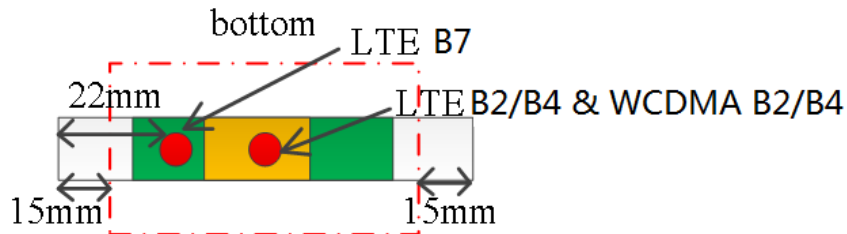
Conclusion: As the subsequently measured peak SAR location for the antenna is between the triggering points, additional SAR tests is not required for conditions for the back side.

b) proximity sensor coverage assesment results (Front side) :



Conclusion: As the subsequently measured peak SAR location for the antenna is between the triggering points, additional SAR tests is not required for conditions for the front side.

c) proximity sensor coverage assesment results(Bottom edge) :

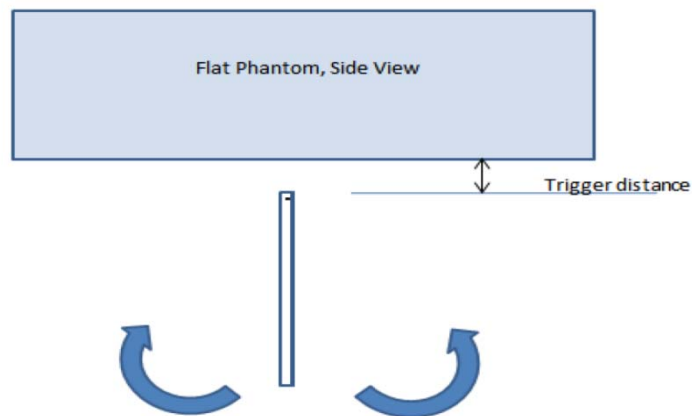


Conclusion: As the subsequently measured peak SAR location for the antenna is between the triggering points, additional SAR tests is not required for conditions for the bottom side.

3.3 Tilt angle influences to proximity sensor triggering (Per KDB616217 §6.4)

The DUT was positioned directly below the flat phantom at the minimum measured trigger distance with Bottom side parallel to the base of the flat phantom for each band.

The EUT was rotated about Bottom side for angles up to +/- 45°. If the output power increased during the rotation the DUT was moved 1mm toward the phantom and the rotation repeated. This procedure was repeated until the power remained reduced for all angles up to +/- 45°.



Proximity sensor coverage assesment (Bottom side)

Table 13: Summary of Tablet Tilt Angle Influence to Proximity Sensor Triggering (Bottom side)

Main Antenna 2G&3G&4G	Minimum trigger distance at which power reduction was maintained over $\pm 45^\circ$	Power Reduction Status										
		-45°	-35°	-25°	-15°	-5°	0°	5°	15°	25°	35°	45°
WCDMA B1	9mm	on	on	on	on	on	on	on	on	on	on	on
WCDMA B4	9mm	on	on	on	on	on	on	on	on	on	on	on
LTE B2	9mm	on	on	on	on	on	on	on	on	on	on	on
LTE B4	9mm	on	on	on	on	on	on	on	on	on	on	on
LTE B7	9mm	on	on	on	on	on	on	on	on	on	on	on

Conclusion: As is shown from the validation data, it can be ensured that the proximity sensor can be valid triggered for the DUT tilt coverage exposure condition (WCDMA B2/B4, LTE B2/B4/B7 with Main 2G&3G&4G Antenna).

3.4 Summary SAR test Plan for Proximity sensor power reduction

Per KDB616217, to ensure all production units are compliant, the smallest separation distance determined by the sensor triggering and sensor coverage for normal and tilt positions for all usage conditions, minus 1 mm, must be used as the test separation distance for additional SAR testing with sensor off.

For this device, 6mm is used as the more conservative test separation distance for additional SAR testing with sensor off.

5.3.11 A-G sensor & an audio receiver detection configuration

The device supporting the Accelerometer & Gyroscope sensor & an audio receiver detection mechanism. The audio receiver is used to determine head or body scenario. The A-G sensor is used just to determine proximity to Left or Right head scenario and is differ from capacitance sensor. The relevant power levels is set for 2G&3G&4G and Wi-Fi antennas accordingly.

Table 14: Summary of A-G sensor & an audio receiver detection mechanism

Antenna	Receiver on (Left headscenario)	Receiver on (Right headscenario)	Receiver on (Unknown Left or rightscenario)	Receiver off (Body/other scenario)
2G&3G&4G second ant	Power Level A1	Power Level B1	Power Level Min (A1:B1)	Power Level C1
2G&3G&4G main ant	Power Level A2	Power Level B2	Power Level Min (A2:B2)	Power Level C2
WiFi Ant	Power Level A3	Power Level B3	Power Level Min (A3:B3)	Power Level C3

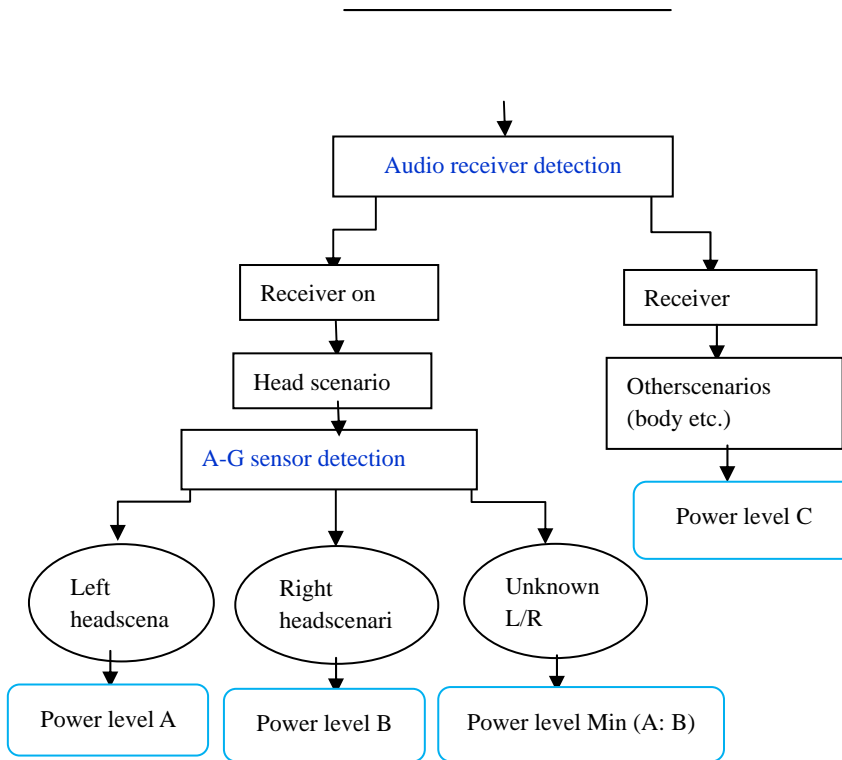
Note: A-G is the abbreviation of Accelerometer & Gyroscope.

4.1 The A-G sensor & an audio receiver detection is accomplished by voice call from the modem is shown as below:

- a) When the modem works, it will detect the state of receiver. If the audio receiver is off, it is considered not as Held to Head (ear) scenario and regarded as other scenarios (Body etc.). The power level C is applied.

b) When the modem chip detects that the state of the audio receiver is on, at this time it is considered as Held to Head (ear) scenario. Then the modem chip reads the information of the A-G sensor which state it is on, Left head scenario, Right head scenario or Unknown L/R head, and the relevant power A, B or min(A:B) will be applied.

Note: The power level A, B and C can be set to the same or different.



A-G sensor & receiver detection

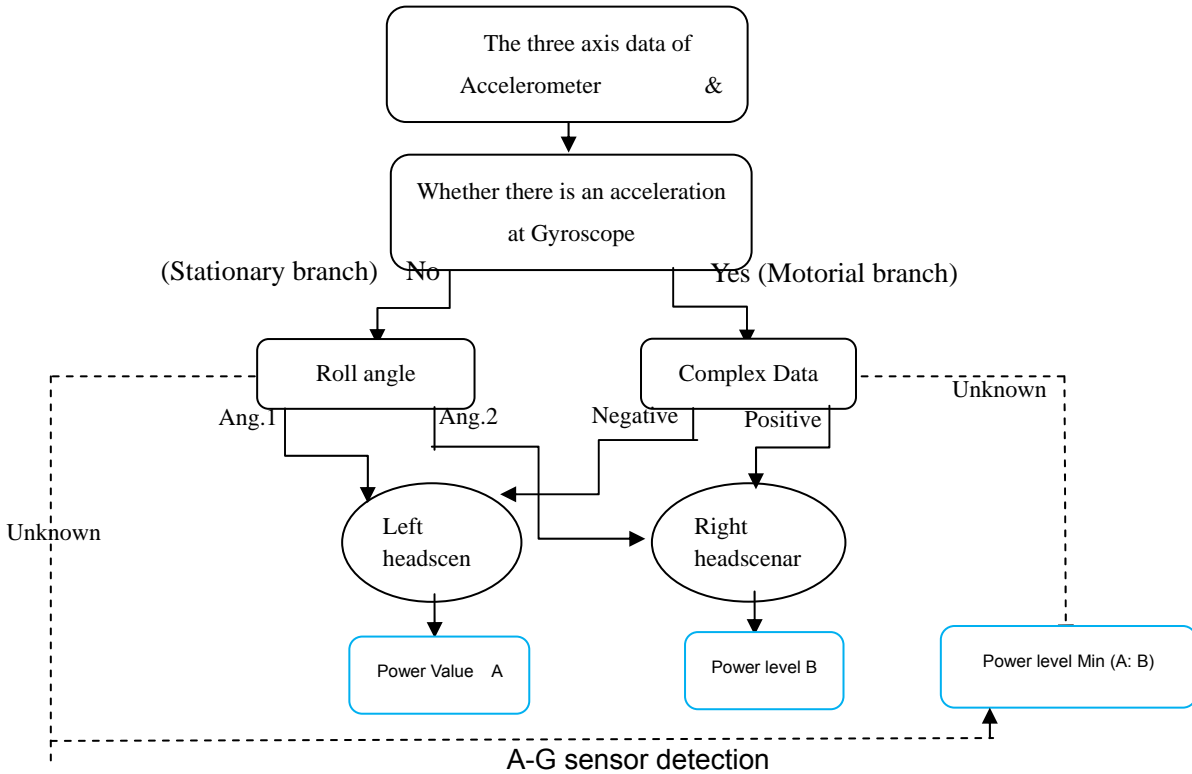
4.2 Audio Receiver detection mechanism clarifications

- a) When there is a voice call (including VOIP&VOLTE) and the modem chip detects that the Headset is unconnected and speaker is off, then the audio receiver is triggered and it is considered as Held to ear scenario (Head). Then the A-G sensor detects whether it is left head or right head.
- b) When there is a voice call, but the headset is connected or speaker mode is on, the audio receiver will not work. It is considered as other scenarios (Body etc.) and the Power C will be applied.
- c) When there is a data mode, the audio receiver will not work. It is considered as other scenarios (Body etc.) and the Power C will be applied.

4.3 The logic of A-G sensor detection is shown as below:

- a) When there is a call under the state of receiver on, the phone is answered and put near to the head. At this time, it is defined as Motorial branch, the Complex Datagives the information ofwhich scenario Phone is at. Namely, Negative is Left head scenario, Positive is Right head scenario, and the relevant power level A, B will be applied. Also, if it is can't read the Complex Data information, the power level min (A, B) will be applied and it is thought as unknown.
- b) When the phone is at head side, it is going on Stationary branch to modify. At this time, the rollangle gives the information of which scenario Phone is at. Namely, Ang.1 is Left head scenario,

Ang.2 is Right head scenario, and the relevant power level A, B will be applied. Also, if it is can't read the roll angle information or the roll angle is out of the range of judgment, the power level min (A, B) will be applied and it is thought as unknown.



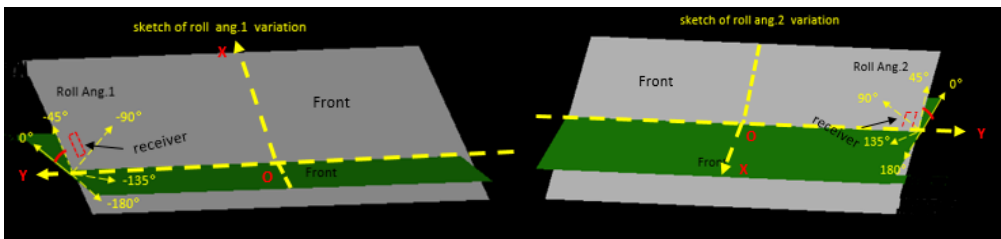
NORM: Sum Vector of 3 axis of GYRO

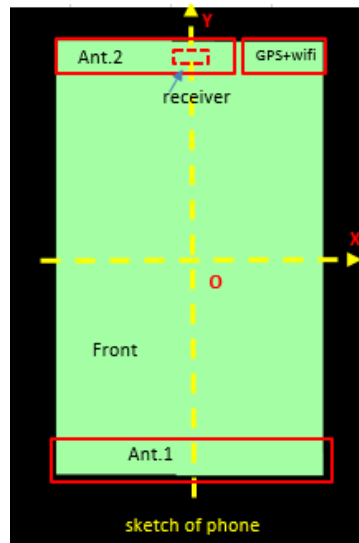
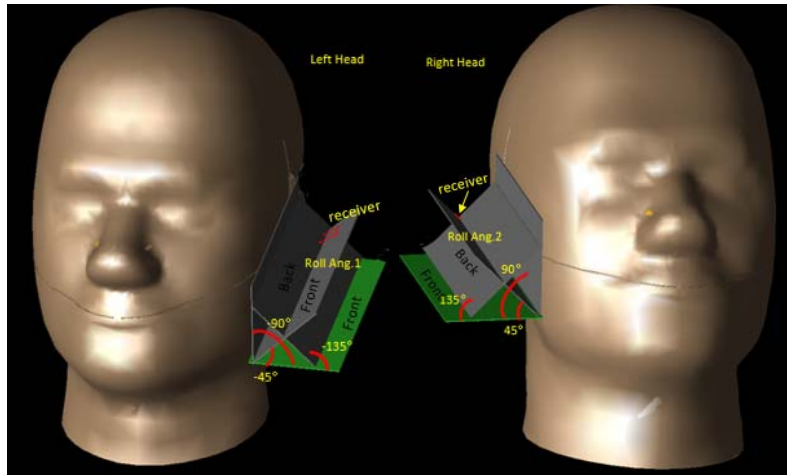
Complex Data: GYRO X-Vector* GYRO Z-Vector* NORM

Roll angle: The data merge of 3-axis of Accelerometer & Gyroscopeto the earth-surface inertial reference frame.

The sketch of Roll angle is marked as below. The Roll angle is the angle between the Green plane and Dark plane shown as below. Also the sketch of Roll angle at head side is given.

Ang.1: -45°~-135°; **Ang.2:** 45°~135°





Sketch of phone roll angel

If the Phone is no any movement during answering the call. At this time it is can't read the Complex Data information, the power level min (A, B) will be applied and it is thought as unknown.

If there is any failure on the A-G sensor hardware, the sensor information data will not be reported. At this time, the power level min (A, B) will be applied and it is also thought as unknown state.

The device offers Power- back off Parameters to meet different applied SAR scenarios. These Parameters control max output power of main modem for 2G/3G/4G bands and WIFI. The A-G sensor only works in voice and receiver on mode (Headset unconnected and speaker mode off), like GSM, CDMA 1X, VOLTE, WCDMA, and VOIP. (VOLTE and VOIP based on the operation of different telecom carriers services .When users take voice services like above, Power back off will be applied immediatly according to different A-G sensor state. And if other third party software applications such as VOIP software can also trigger receiver, TX power can also be reduced according to different A-G sensor state.)

The power-back off of device will give result to reduce the conductive power and then transmit through internal antenna.

Power back-off table:



ANT2 power back-off(dBm)	Receiver	GSM850	GSM1900	WCDMA B2	WCDMA B4	WCDMA B5	LTE B2	LTE B4	LTE B5	LTE B7	LTE B12	LTE B17	LTE B26	LTE B38	LTE B41
Full power		33.6	31	22.5	24.5	24	22.5	23.8	23.5	21	23.5	23.5	23.5	24	24.5
Left head	on	4.1	1	3	4	3.5	2.5	3.3	3	0	1	1	4	2	1.5
Right head	on	4.6	4.5	5.5	7	4	5	5.8	3.5	5	1	1	3.5	8	7.5
body	off	0	0	0	0	0	0	0	0	0	0	0	0	0	0
simultaneous+Left head	on	3	3	3	3	3	3	3	3	3	3	3	3	4	3
simultaneous+Right head	on	3	3	3	2.5	3	3	2.5	3	3	3	3	3	4	2.5
simultaneous+body	off	3	3	1	3	3	3	2.8	3	3	3	3	3	4	3

ANT1 power back-off(dBm)	Receiver	GSM850	GSM1900	WCDMA B2	WCDMA B4	WCDMA B5	LTE B2	LTE B4	LTE B5	LTE B7	LTE B12	LTE B17	LTE B26	LTE B38	LTE B41
Full power		33.6	31	24.5	24.5	24.5	24	24	24	24	24	24	24	24	24
Hotspot off	on	0	0	0	0	0	0	0	0	0	0	0	0	0	0
	off	0	0	0	0	0	0	0	0	0	0	0	0	0	0
Hotspot on	on	0	4	5.5	6	0	5	5.5	0	1	0	0	0	0	0
	off	0	4	5.5	6	0	5	5.5	0	1	0	0	0	0	0
Sensor on	off	0	0	1	2.5	0	1	2	0	1.5	0	0	0	0	0

4.4 Based on the power reduction information above, for SAR test:

1) The Main Antenna and Second Antenna are set to the Max transmit power level respectively and test the SAR respectively in all applicable RF exposure conditions. Some AT commands or test scripts are supplied to fix the operation state and choose the antenna so that only one TX antenna is chosen and tested at a time.

2) For conducted power test:

Both the full power and reduced power measurement results will be tested and provided in the SAR report to validate the power reduction function works

3) For Head SAR test:

According to the real usage scenario, standalone Head SAR should be evaluated with audio receiver on:

a) For left head scenario, standalone Head SAR should be tested at power level A1/A2/A3 for 2G&3G&4G second ant, 2G&3G&4G main ant , Wi-Fi Antrespectively

b) For Right head scenario, standalone Head SAR should be tested at power level B1/B2/B3 for 2G&3G&4G second ant, 2G&3G&4G main ant , Wi-Fi Antrespectively

c) For Unknown L/R head scenario, the conservative SAR test results should be used for SAR compliance.

As the audio receiver only works in voice mode when the user is making a call in head scenario, and the lack of the third-party VoIP server and the unstandardized VOIP operating characteristics, so we're planning to do the Head SAR test of LTE DATA, WCDMA RMC mode through triggering the audio receiver on by test scripts in order to simulate the users' scene (LTE VOIP, WCDMA VOIP or data mode simultaneous Transmission with VoWi-Fi) for Head SAR test of UMTS , LTE.

The test scripts function is only used to trigger audio receiver on and simulate voice and VOIP usage scene. It can be ensured that the unmodified settings in production units, including maximum output power, amplifier gain and other RF performance or tuning parameters, are used for SAR measurement. We can guarantee that the TX power and SAR value level during the test is the same as the actual user scenarios.

As the Phone is at horizontal plane, namely Roll angle is 0°, when it is test for head scenario, no matter left head or right head. The unknown scenario information will be read at the most time which will trigger the minimum power of A and B, and it cannot get the real left head or right head SAR data. As is be considered, when the Phone is connected with simulate base station:

a. For the left head Scenario, turning the Phone at any Roll angle during -45°~-135° to trigger the left head Scenario power, then put the phone at test Phantom to go the test.

b. For the right head Scenario, turning the Phone at any Roll angle during 45°~135° to trigger the right head Scenario power, then put the phone at test Phantom to go the test.



c. Also, an APK will be supplied to show the Scenario at the phone screen to ensure the results

correctly during the test. The APK is only used to display the Scenario of Phone. At the left head Scenario it will show “left head” and at the right head Scenario it will show “Right head” at the Phone Screen.

i) Turn the Phone to the Roll angle range. At the left head Scenario it will show “left head” and at the right head Scenario it will show “Right” at the Phone Screen:



ii) Then if the phone is put to the horizontal plane below the Head SAR phantom, the DUT status is still stable as below. So the DUT can be set to the correct status (Left Head or right head Scenario) during the SAR test:



Test setup for left and right Head test Scenario

4) For Body / Product Specific 10-g SAR test:

Standalone SAR should be evaluated at power level C1/C2/C3 with Audio Receiver off for 2G&3G&4G second ant, 2G&3G&4G main ant, Wi-Fi Ant respectively.

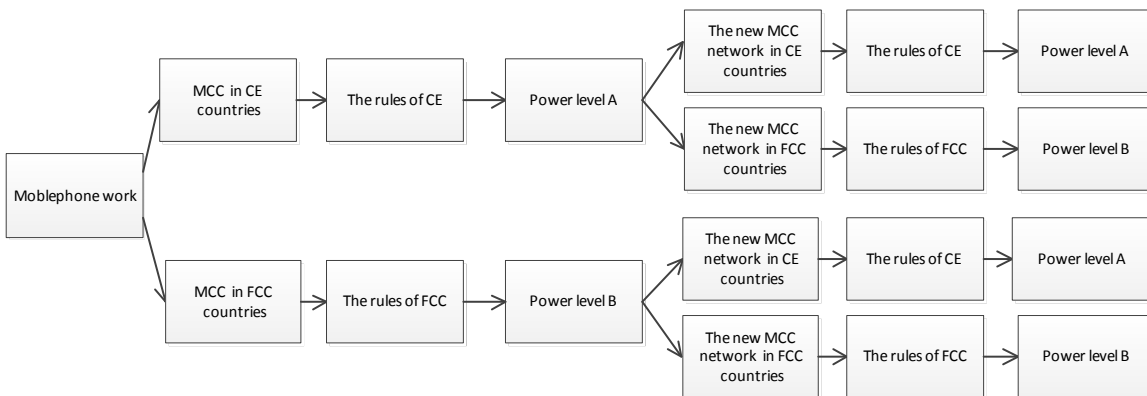
5.3.12 Country code detection mechanism

The device uses the mobile country code (MCC) to indicate whether the users in CE countries or FCC countries. The selection between CE countries and FCC countries power levels is based on the country code detection mechanism. It can determine the countries where users are and set the relevant power level for 4G and Wi-Fi antennas accordingly.

Table 15: Summary of country code detection mechanism

Antenna	MCC OF CE COUNTRY (CE standard)	MCC OF FCC COUNTRY (FCC standard)
4G second ant (LTE B7)	Power Level A1	Power Level B1
4G main ant (LTE B7)	Power Level A2	Power Level B2

The countries on detection is accomplished by operator network as figure below shows:



The software of the device has information of CE and FCC countries so that to detect where the users are. If the users are in CE countries, the power level A is applied. If the users are in FCC countries, the power level B is applied.

Note:

- a. The power level A and B can be set to the same or different.
- b. The device distinguishes different countries by MCC information. If we are close to a country border and the phone switches to a neighboring network the power reduction will follow the newest registered MCC information.
- c. The default status when the device doesn't know the MCC information will be set to the Lower Power Level between A and B.

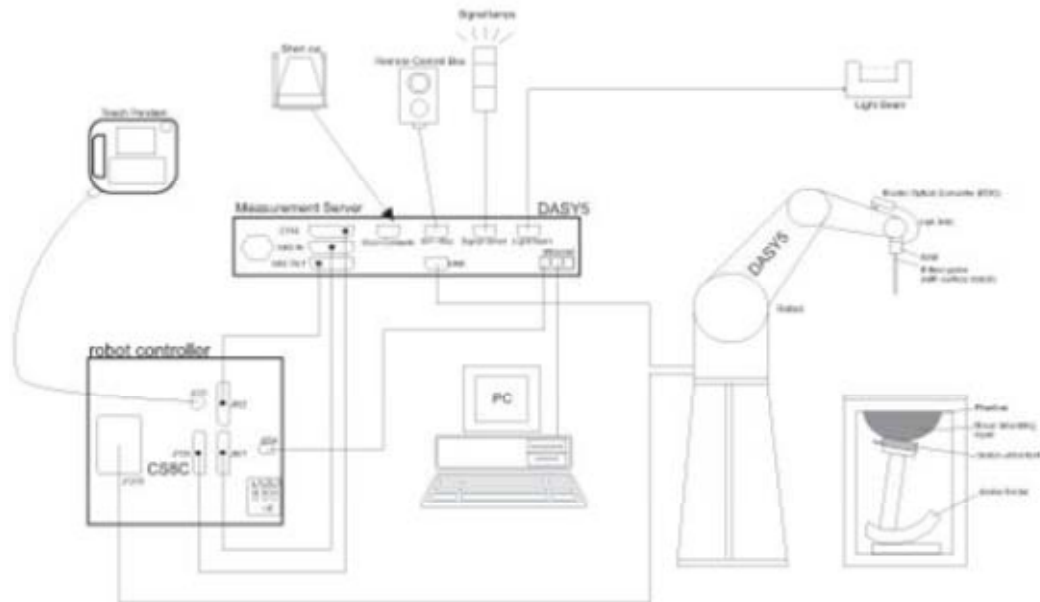
Summary test plan:

- 1) Standalone FCC SAR of 4G second antis evaluated at power level B1;
- 2) Standalone FCC SAR of 4G main antis evaluated at power level B2.

6 SAR Measurements System Configuration

6.1 SAR Measurement Set-up

The DASY system for performing compliance tests consists of the following items:



- A standard high precision 6-axis robot with controller, teach pendant and software. An arm extension for accommodating the data acquisition electronics (DAE).
- An isotropic Field probe optimized and calibrated for the targeted measurement.
- A data acquisition electronics (DAE) which performs the signal amplification, signal multiplexing, AD-conversion, offset measurements, mechanical surface detection, collision detection, etc. The unit is battery powered with standard or rechargeable batteries. The signal is optically transmitted to the EOC.
- The Electro-optical converter (EOC) performs the conversion from optical to electrical signals for the digital communication to the DAE. To use optical surface detection, a special version of the EOC is required. The EOC signal is transmitted to the measurement server.
- The function of the measurement server is to perform the time critical tasks such as signal filtering, control of the robot operation and fast movement interrupts.
- The Light Beam used is for probe alignment. This improves the (absolute) accuracy of the probe positioning.
- A computer running WinXP or Win7 and the DASY software.
- Remote control and teach pendant as well as additional circuitry for robot safety such as warning lamps, etc.
- The phantom, the device holder and other accessories according to the targeted measurement.

6.2 DASY5 E-field Probe System

The SAR measurements were conducted with the dosimetric probe EX3DV4 (manufactured by SPEAG), designed in the classical triangular configuration and optimized for dosimetric evaluation.

EX3DV4 Probe Specification

Construction	Symmetrical design with triangular core Built-in shielding against static charges PEEK enclosure material (resistant to organic solvents, e.g., DGBE)
Calibration	ISO/IEC 17025 calibration service available
Frequency	10 MHz to > 6 GHz Linearity: ± 0.2 dB (30 MHz to 6 GHz)
Directivity	± 0.3 dB in HSL (rotation around probe axis) ± 0.5 dB in tissue material (rotation normal to probe axis)
Dynamic Range	10 μ W/g to > 100 mW/g Linearity: ± 0.2 dB (noise: typically < 1 μ W/g)
Dimensions	Overall length: 330 mm (Tip: 20 mm) Tip diameter: 2.5 mm (Body: 12 mm) Typical distance from probe tip to dipole centers: 1 mm
Application	High precision dosimetric measurements in any exposure Scenario (e.g., very strong gradient fields). Only probe which enables compliance testing for frequencies up to 6 GHz with precision of better 30%.



E-field Probe Calibration

Each probe is calibrated according to a dosimetric assessment procedure with accuracy better than $\pm 10\%$. The spherical isotropy was evaluated and found to be better than ± 0.25 dB. The sensitivity parameters (NormX, NormY, NormZ), the diode compression parameter (DCP) and the conversion factor (ConvF) of the probe are tested.

The free space E-field from amplified probe outputs is determined in a test chamber. This is performed in a TEM cell for frequencies below 1 GHz, and in a wave guide above 1 GHz for free space. For the free space calibration, the probe is placed in the volumetric center of the cavity and at the proper orientation with the field. The probe is then rotated 360 degrees.

E-field temperature correlation calibration is performed in a flat phantom filled with the appropriate simulated brain tissue. The measured free space E-field in the medium correlates to temperature rise in a dielectric medium. For temperature correlation calibration a RF transparent thermistor-based

temperature probe is used in conjunction with the E-field probe.

$$SAR = C \Delta T / \Delta t$$

Where: Δt = Exposure time (30 seconds),

C = Heat capacity of tissue (brain or muscle),

ΔT = Temperature increase due to RF exposure.

Or

$$SAR = |E|^2 \sigma / \rho$$

Where: σ = Simulated tissue conductivity,

ρ = Tissue density (kg/m³).

6.3 SAR Measurement Procedure

Power Reference Measurement

The Power Reference Measurement and Power Drift Measurements are for monitoring the power drift of the device under test in the batch process. The minimum distance of probe sensors to surface determines the closest measurement point to phantom surface. This distance cannot be smaller than the distance of sensor calibration points to probe tip as defined in the probe properties.

Area Scan

The area scan is used as a fast scan in two dimensions to find the area of high field values, before doing a fine measurement around the hot spot. The sophisticated interpolation routines implemented in DASY software can find the maximum found in the scanned area, within a range of the global maximum. The range (in dB) is specified in the standards for compliance testing. For example, a 2 dB range is required in IEEE standard 1528 and IEC 62209 standards, whereby 3 dB is a requirement when compliance is assessed in accordance with the ARIB standard (Japan), if only one zoom scan follows the area scan, then only the absolute maximum will be taken as reference. For cases where multiple maximums are detected, the number of zoom scans has to be increased accordingly.

Area scan parameters extracted from FCC KDB 865664 D01 SAR measurement 100 MHz to 6 GHz.

	≤ 3 GHz	> 3 GHz
Maximum distance from closest measurement point (geometric center of probe sensors) to phantom surface	5 ± 1 mm	½ · δ · ln(2) ± 0.5 mm
Maximum probe angle from probe axis to phantom surface normal at the measurement location	30° ± 1°	20° ± 1°
Maximum area scan spatial resolution: ΔxArea, ΔyArea	≤ 2 GHz: ≤ 15 mm 2 – 3 GHz: ≤ 12 mm	3 – 4 GHz: ≤ 12 mm 4 – 6 GHz: ≤ 10 mm
	When the x or y dimension of the test device, in the measurement plane orientation, is smaller than the above, the measurement resolution must be ≤ the corresponding x or y dimension of the test device with at least one measurement point on the test device.	

Zoom Scan

Zoom scans are used to assess the peak spatial SAR values within a cubic averaging volume containing 1 gram and 10 gram of simulated tissue. The zoom scan measures points (refer to table below) within a cube whose base faces are centered on the maxima found in a preceding area scan job within the same procedure. When the measurement is done, the zoom scan evaluates the averaged SAR for 1 gram and 10 gram and displays these values next to the job's label.

Zoom scan parameters extracted from FCC KDB 865664 D01 SAR measurement 100 MHz to 6 GHz.

		≤3GHz	> 3 GHz	
Maximum zoom scan spatial resolution: Δx_{zoom} Δy_{zoom}		≤2GHz: ≤8mm 2 – 3GHz: ≤5mm*	3 – 4GHz: ≤5mm* 4 – 6GHz: ≤4mm*	
Maximum zoom scan spatial resolution, normal to phantom surface	Uniform grid: $\Delta z_{zoom}(n)$	≤5mm	3 – 4GHz: ≤4mm 4 – 5GHz: ≤3mm 5 – 6GHz: ≤2mm	
	Graded grid	$\Delta z_{zoom}(1)$: between 1 st two points closest to phantom surface	≤4mm	3 – 4GHz: ≤3mm 4 – 5GHz: ≤2.5mm 5 – 6GHz: ≤2mm
		$\Delta z_{zoom}(n > 1)$: between subsequent points	≤1.5• $\Delta z_{zoom}(n-1)$	
Minimum zoom scan volume	X, y, z	≥30mm	3 – 4GHz: ≥28mm 4 – 5GHz: ≥25mm 5 – 6GHz: ≥22mm	
<p>Note: δ is the penetration depth of a plane-wave at normal incidence to the tissue medium; see draft standard IEEE P1528-2011 for details.</p> <p>* When zoom scan is required and the <i>reported</i> SAR from the <i>area scan based 1-g SAR estimation</i> procedures of KDB 447498 is ≤ 1.4W/kg, ≤8mm, ≤7mm and ≤5mm zoom scan resolution may be applied, respectively, for 2GHz to 3GHz, 3GHz to 4GHz and 4GHz to 6GHz.</p>				

Volume Scan Procedures

The volume scan is used to assess overlapping SAR distributions for antennas transmitting in different frequency bands. It is equivalent to an oversized zoom scan used in standalone measurements. The measurement volume will be used to enclose all the simultaneous transmitting antennas. For antennas transmitting simultaneously in different frequency bands, the volume scan is measured separately in each frequency band. In order to sum correctly to compute the 1g aggregate SAR, the EUT remain in the same test position for all measurements and all volume scan use the same spatial resolution and grid spacing. When all volume scan were completed, the software, SEMCAD postprocessor can combine and subsequently superpose these measurement data to calculating the multiband SAR.

Power Drift Monitoring

All SAR testing is under the EUT install full charged battery and transmit maximum output power. In DASY measurement software, the power reference measurement and power drift measurement procedures are used for monitoring the power drift of EUT during SAR test. Both these procedures measure the field at a specified reference position before and after the SAR testing. The software will calculate the field difference in dB. If the power drifts more than 5%, the SAR will be retested.



7 Main Test Equipment

Name of Equipment	Manufacturer	Type/Model	Serial Number	Last Cal.	Cal. Due Date
Network analyzer	Agilent	E5071B	MY42404014	2017-05-20	2018-05-19
Network analyzer	Agilent	E5071B	MY42404014	2018-05-20	2019-05-19
Dielectric Probe Kit	Agilent	85070E	US44020115	2017-05-20	2018-05-19
Dielectric Probe Kit	Agilent	85070E	US44020115	2018-05-20	2019-05-19
Power meter	Agilent	E4417A	GB41291714	2017-05-21	2018-05-20
Power meter	Agilent	E4417A	GB41291714	2018-05-21	2019-05-20
Power sensor	Agilent	N8481H	MY50350004	2017-05-21	2018-05-20
Power sensor	Agilent	N8481H	MY50350004	2018-05-21	2019-05-20
Power sensor	Agilent	E9327A	US40441622	2017-05-20	2018-05-19
Power sensor	Agilent	E9327A	US40441622	2018-05-20	2019-05-19
Dual directional coupler	Agilent	778D-012	50519	2017-05-21	2018-05-20
Dual directional coupler	Agilent	778D-012	50519	2018-05-20	2019-05-19
Dual directional coupler	Agilent	777D	50146	2017-05-20	2018-05-19
Dual directional coupler	Agilent	777D	50146	2018-05-20	2019-05-19
Amplifier	INDEXSAR	IXA-020	0401	2017-05-20	2018-05-19
Amplifier	INDEXSAR	IXA-020	0401	2018-05-20	2019-05-19
Wideband radio communication tester	R&S	CMW 500	113645	2017-05-20	2018-05-19
Wideband radio communication tester	R&S	CMW 500	113645	2018-05-20	2019-05-19
BT Base Station Simulator	R&S	CBT	100271	2017-05-14	2018-05-13
BT Base Station Simulator	R&S	CBT	100271	2018-05-14	2019-05-13
E-field Probe	SPEAG	EX3DV4	3677	2017-01-23	2018-01-22
E-field Probe	SPEAG	EX3DV4	7351	2016-12-20	2017-12-19
E-field Probe	SPEAG	EX3DV4	3677	2018-05-29	2019-05-28
DAE	SPEAG	DAE4	1291	2017-01-19	2018-01-18
DAE	SPEAG	DAE4	918	2017-06-26	2018-06-25
DAE	SPEAG	DAE4	1317	2018-03-23	2019-03-22
Validation Kit 750MHz	SPEAG	D750V3	1045	2017-08-27	2020-08-26
Validation Kit 835MHz	SPEAG	D835V2	4d020	2017-08-28	2020-08-27
Validation Kit 1750MHz	SPEAG	D1750V2	1033	2017-01-10	2020-01-09
Validation Kit 1900MHz	SPEAG	D1900V2	5d060	2017-08-26	2020-08-25
Validation Kit 2450MHz	SPEAG	D2450V2	786	2017-08-29	2020-08-28



Validation Kit 2600MHz	SPEAG	D2600V2	1025	2014-12-08	2017-12-07
Validation Kit 2600MHz	SPEAG	D2600V2	1025	2018-05-02	2021-05-01
Validation Kit 5GHz	SPEAG	D5GHzV2	1151	2017-01-05	2020-01-04
Temperature Probe	Tianjin jinming	JM222	AA1009129	2017-05-20	2018-05-19
Temperature Probe	Tianjin jinming	JM222	AA1009129	2018-05-17	2019-05-16
Hygrothermograph	Anymetr	NT-311	20150731	2017-05-17	2018-05-16
Hygrothermograph	Anymetr	NT-311	20150731	2018-05-17	2019-05-16
Software for Test	Speag	DASY5	52.8.8.1222	/	/
Software for Tissue	Agilent	85070	E06.01.36	/	/

8 Tissue Dielectric Parameter Measurements & System Verification

8.1 Tissue Verification

The temperature of the tissue-equivalent medium used during measurement must also be within 18°C to 25°C and within ± 2°C of the temperature when the tissue parameters are characterized. The dielectric parameters must be measured before the tissue-equivalent medium is used in a series of SAR measurements. The parameters should be re-measured after each 3 – 4 days of use; or earlier if the dielectric parameters can become out of tolerance.

Target values

Frequency (MHz)	Water (%)	Salt (%)	Sugar (%)	Glycol (%)	Preventol (%)	Cellulose (%)	ϵ_r	σ (s/m)	
Head	750	41.448	1.452	56	0	0.1	1.0	41.9	0.89
	835	41.45	1.45	56	0	0.1	1.0	41.5	0.90
	1750	55.24	0.31	0	44.45	0	0	40.1	1.37
	1900	55.242	0.306	0	44.452	0	0	40.0	1.40
	2450	62.7	0.5	0	36.8	0	0	39.2	1.80
	2600	55.242	0.306	0	44.452	0	0	39.0	1.96
Body	750	52.49	1.41	45	0	0.1	1.0	55.5	0.96
	835	52.5	1.4	45	0	0.1	1.0	55.2	0.97
	1750	69.91	0.12	0	29.97	0	0	53.4	1.49
	1900	69.91	0.13	0	29.96	0	0	53.3	1.52
	2450	73.2	0.1	0	26.7	0	0	52.7	1.95
	2600	72.6	0.1	0	27.3	0	0	52.5	2.16
Frequency (MHz)	Water (%)	Diethylenglycol monohexylether			Triton X-100		ϵ_r	σ (s/m)	
Head	5250	65.53	17.24			17.23		35.9	4.71
	5600	65.53	17.24			17.23		35.5	5.07
	5750	65.53	17.24			17.23		35.4	5.22
Body	5250	72.52	13.74			13.74		48.9	5.36
	5600	72.52	13.74			13.74		48.5	5.77
	5750	72.52	13.74			13.74		48.3	5.94

Measurements results

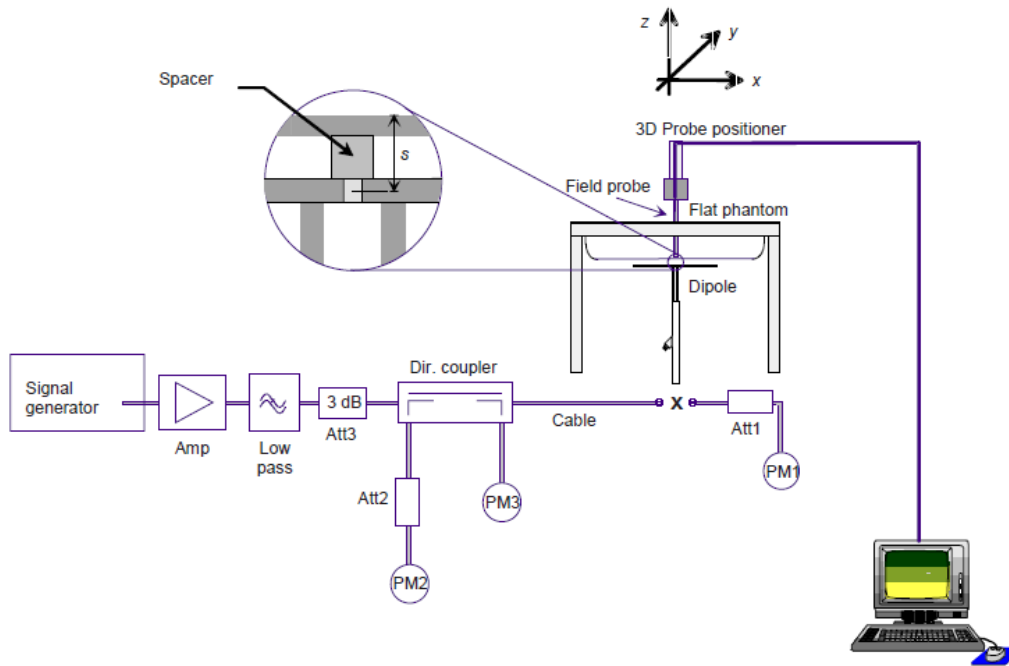
Frequency (MHz)	Test Date	Temp °C	Measured Dielectric Parameters		Target Dielectric Parameters		Limit (Within ±5%)		
			ϵ_r	σ (s/m)	ϵ_r	σ (s/m)	Dev ϵ_r (%)	Dev σ (%)	
750	Head	9/27/2017	21.5	41.8	0.89	41.9	0.89	-0.24	0.00
	Body	9/28/2017	21.5	55.7	0.96	55.5	0.96	0.36	0.00
835	Head	9/27/2017	21.5	41.4	0.90	41.5	0.90	-0.24	0.00
		11/16/2018	21.5	41.4	0.88	41.5	0.90	-0.24	-2.22
	Body	9/28/2017	21.5	54.5	0.98	55.2	0.97	-1.27	1.03
		11/16/2018	21.5	54.2	0.96	55.2	0.97	-1.81	-1.03
1750	Head	9/27/2017	21.5	39.3	1.37	40.1	1.37	-2.00	0.00
	Body	9/28/2017	21.5	53.1	1.50	53.4	1.49	-0.56	0.67
1900	Head	9/27/2017	21.5	40.5	1.34	40.0	1.40	1.25	-4.29
		10/27/2018	21.5	40.1	1.41	40.0	1.40	0.25	0.71
	Body	9/28/2017	21.5	53.0	1.50	53.3	1.52	-0.56	-1.32
		10/27/2018	21.5	52.6	1.51	53.3	1.52	-1.31	-0.66
2450	Head	9/27/2017	21.5	38.7	1.81	39.2	1.80	-1.28	0.56
		10/26/2018	21.5	38.6	1.81	39.2	1.80	-1.53	0.56
	Body	9/28/2017	21.5	52.9	1.94	52.7	1.95	0.38	-0.51
		10/26/2018	21.5	52.5	1.98	52.7	1.95	-0.38	1.54
2600	Head	9/27/2017	21.5	38.3	1.99	39.0	1.96	-1.79	1.53
		10/26/2018	21.5	38.2	2.01	39.0	1.96	-2.05	2.55
		11/16/2018	21.5	38.4	1.94	39.0	1.96	-1.54	-1.02
	Body	9/28/2017	21.5	51.5	2.24	52.5	2.16	-1.90	3.70
		10/26/2018	21.5	51.7	2.21	52.5	2.16	-1.52	2.31
5250	Head	9/27/2017	21.5	35.7	4.74	35.9	4.71	-0.56	0.64
		10/27/2018	21.5	35.5	4.80	35.9	4.71	-1.11	1.91
	Body	9/29/2017	21.5	48.1	5.32	48.9	5.36	-1.64	-0.75
		10/27/2018	21.5	48.1	5.32	48.9	5.36	-1.64	-0.75
5600	Head	9/27/2017	21.5	34.5	5.19	35.5	5.07	-2.82	2.37
		10/28/2018	21.5	34.2	5.21	35.5	5.07	-3.66	2.76
	Body	9/29/2017	21.5	47.9	5.78	48.5	5.77	-1.24	0.17
		10/28/2018	21.5	47.8	5.86	48.5	5.77	-1.44	1.56
5750	Head	9/27/2017	21.5	35.0	5.28	35.4	5.22	-1.13	1.15
		10/29/2018	21.5	34.9	5.21	35.4	5.22	-1.41	-0.19
	Body	9/29/2017	21.5	47.6	6.14	48.3	5.94	-1.45	3.37
		10/29/2018	21.5	47.3	6.15	48.3	5.94	-2.07	3.54

Note: The depth of tissue-equivalent liquid in a phantom must be ≥ 15.0 cm for SAR measurements ≤ 3 GHz and ≥ 10.0 cm for measurements > 3 GHz.

8.2 System Performance Check

The manufacturer calibrates the probes annually. Dielectric parameters of the tissue simulates were measured using the dielectric probe kit and the network analyzer. A system check measurement for every day was made following the determination of the dielectric parameters of the Tissue simulates, using the dipole validation kit. The dipole antenna was placed under the flat section of the twin SAM phantom.

System check is performed regularly on all frequency bands where tests are performed with the DASYS system.



Picture 1 System Performance Check setup



Picture 2 Setup Photo

**Justification for Extended SAR Dipole Calibrations**

Usage of SAR dipoles calibrated less than 3 years ago but more than 1 year ago were confirmed in maintaining return loss (< - 20 dB, within 20% of prior calibration) and impedance (within 5 ohm from prior calibration) requirements per extended calibrations in KDB 865664 D01:

Dipole		Date of Measurement	Return Loss(dB)	Δ %	Impedance (Ω)	$\Delta\Omega$
Dipole D2600V2 SN: 1025	Head Liquid	12/8/2014	-24.2	/	49.7	/
		12/7/2015	-23.9	1.2%	50.4	0.7 Ω
		12/6/2016	-23.3	2.6%	50.7	-0.3 Ω
	Body Liquid	12/8/2014	-23.6	/	46.6	/
		12/7/2015	-24.0	1.7%	47.2	0.6 Ω
		12/6/2016	-24.4	-1.6%	47.1	0.1 Ω

System Check results

Frequency (MHz)	Test Date	Temp $^{\circ}\text{C}$	250mW/ 100mW Measured SAR _{1g/10g} (W/kg)	1W Normalized SAR _{1g/10g} (W/kg)	1W Target SAR _{1g/10g} (W/kg)	Δ % (Limit $\pm 10\%$)	Plot No.	
750	Head	9/27/2017	21.5	2.04 _(1g)	8.16	8.34	-2.16	1
	Body	9/28/2017	21.5	2.23 _(1g)	8.92	8.78	1.59	2
835	Head	9/27/2017	21.5	2.48 _(1g)	9.92	9.45	4.97	3
		11/16/2018	21.5	2.44 _(1g)	9.76	9.45	3.28	4
	Body	9/28/2017	21.5	2.45 _(1g)	9.80	9.75	0.51	5
		11/16/2018	21.5	2.41 _(1g)	9.64	9.75	-1.13	6
1750	Head	9/27/2017	21.5	8.92 _(1g)	35.68	37.20	-4.09	7
	Body	9/28/2017	21.5	9.40 _(1g)	37.60	37.60	0.00	8
			21.5	5.22 _(10g)	20.88	20.10	3.88	
1900	Head	9/27/2017	21.5	10.50 _(1g)	42.00	40.10	4.74	9
		10/27/2018	21.5	9.88 _(1g)	39.52	40.10	-1.45	10
	Body	9/28/2017	21.5	9.78 _(1g)	39.12	39.50	-0.96	11
			21.5	5.22 _(10g)	20.88	20.80	0.38	
		10/27/2018	21.5	9.93 _(1g)	39.72	39.50	0.56	12
2450	Head	9/27/2017	21.5	13.20 _(1g)	52.80	52.60	0.38	13
		10/26/2018	21.5	13.70 _(1g)	54.80	52.60	4.18	14
	Body	9/28/2017	21.5	13.20 _(1g)	52.80	50.80	3.94	15
		10/26/2018	21.5	12.50 _(1g)	50.00	50.80	-1.57	16
2600	Head	9/27/2017	21.5	13.94 _(1g)	55.76	56.90	-2.00	17
		10/26/2018	21.5	13.90 _(1g)	55.60	54.10	2.77	18
		11/16/2018	21.5	13.88 _(1g)	55.52	54.10	2.62	19
	Body	9/28/2017	21.5	13.76 _(1g)	55.04	56.40	-2.41	20



		10/26/2018	21.5	13.55 _(1g)	54.20	54.50	-0.55	21
5250	Head	9/27/2017	21.5	7.54 _(1g)	75.40	78.40	-3.83	22
		10/27/2018	21.5	7.87 _(1g)	78.70	78.40	0.38	23
	Body	9/29/2017	21.5	7.46 _(1g)	74.60	75.60	-1.32	24
			21.5	2.16 _(10g)	21.60	21.40	0.93	
		10/27/2018	21.5	7.46 _(1g)	74.60	75.60	-1.32	25
			21.5	2.26 _(10g)	22.60	21.40	5.61	
5600	Head	9/27/2017	21.5	8.04 _(1g)	80.40	81.50	-1.35	26
		10/28/2018	21.5	7.67 _(1g)	76.70	81.50	-5.89	27
	Body	9/29/2017	21.5	8.10 _(1g)	81.00	80.20	1.00	28
			21.5	2.11 _(10g)	21.10	22.30	-5.38	
		10/28/2018	21.5	8.04 _(1g)	80.40	80.20	0.25	29
			21.5	2.21 _(10g)	22.10	22.30	-0.90	
5750	Head	9/27/2017	21.5	7.72 _(1g)	77.20	80.50	-4.10	30
		10/29/2018	21.5	7.66 _(1g)	76.60	80.50	-4.84	31
	Body	9/29/2017	21.5	7.15 _(1g)	71.50	74.60	-4.16	32
		10/29/2018	21.5	7.13 _(1g)	71.30	74.60	-4.42	33
Note: Target Values used derive from the calibration certificate Data Storage and Evaluation.								

9 Normal and Maximum Output Power

KDB 447498 D01 at the maximum rated output power and within the tune-up tolerance range specified for the product, but not more than 2 dB lower than the maximum tune-up tolerance limit.

9.1 GSM Mode

Original
(Antenna 1)

GSM 850		Burst Average			Division Factors (dB)	Frame-Average			Burst Tune-up Limit (dBm)
		Power(dBm)				Power(dBm)			
Tx Channel		128	190	251	9.03	128	190	251	33.60
Frequency(MHz)		824.2	836.6	848.8		824.2	836.6	848.8	
GSM(GMSK)		32.47	32.57	32.61	9.03	23.44	23.54	23.58	33.60
GPRS (GMSK)	1Txslot	32.38	32.52	32.60	9.03	23.35	23.49	23.57	33.60
	2Txslots	30.10	30.22	30.36	6.02	24.08	24.20	24.34	31.50
	3Txslots	27.83	28.07	28.11	4.26	23.57	23.81	23.85	29.50
	4Txslots	25.74	25.99	26.05	3.01	22.73	22.98	23.04	27.50
EGPRS (GMSK)	1Txslot	32.37	32.51	32.59	9.03	23.34	23.48	23.56	33.50
	2Txslots	30.08	30.20	30.34	6.02	24.06	24.18	24.32	31.50
	3Txslots	27.80	28.04	28.08	4.26	23.54	23.78	23.82	29.50
	4Txslots	25.72	25.97	26.03	3.01	22.71	22.96	23.02	27.50
EGPRS (8PSK)	1Txslot	26.53	26.77	26.60	9.03	17.50	17.74	17.57	27.50
	2Txslots	24.16	24.29	24.27	6.02	18.14	18.27	18.25	25.50
	3Txslots	22.34	22.17	22.34	4.26	18.08	17.91	18.08	23.50
	4Txslots	20.15	20.26	20.62	3.01	17.14	17.25	17.61	21.50
GSM 1900 (Hotspot off)		Power(dBm)			Division Factors (dB)	Power(dBm)			Burst Tune-up Limit (dBm)
Tx Channel		512	661	810		512	661	810	
Frequency(MHz)		1850.2	1880	1909.8	9.03	1850.2	1880	1909.8	31.00
GSM(GMSK)		29.95	30.12	30.04		20.92	21.09	21.01	
GPRS (GMSK)	1Txslot	30.20	30.19	30.26	9.03	21.17	21.16	21.23	31.00
	2Txslots	27.92	27.97	28.07	6.02	21.90	21.95	22.05	29.00
	3Txslots	25.74	25.75	25.90	4.26	21.48	21.49	21.64	27.00
	4Txslots	23.63	23.60	23.75	3.01	20.62	20.59	20.74	25.00
EGPRS (GMSK)	1Txslot	30.19	30.18	30.25	9.03	21.16	21.15	21.22	31.00
	2Txslots	27.90	27.95	28.05	6.02	21.88	21.93	22.03	29.00
	3Txslots	25.71	25.72	25.87	4.26	21.45	21.46	21.61	27.00
	4Txslots	23.61	23.58	23.73	3.01	20.60	20.57	20.72	25.00
EGPRS (8PSK)	1Txslot	26.07	25.93	25.95	9.03	17.04	16.90	16.92	26.50
	2Txslots	23.37	23.62	23.49	6.02	17.35	17.60	17.47	24.00
	3Txslots	21.37	21.27	21.25	4.26	17.11	17.01	16.99	22.00



	4Txslots	19.43	19.53	19.46	3.01	16.42	16.52	16.45	20.00
GSM 1900 (Hotspot on)		Power(dBm)			Division Factors (dB)	Power(dBm)			Burst Tune-up Limit (dBm)
Tx Channel		512	661	810		512	661	810	
Frequency(MHz)		1850.2	1880	1909.8		1850.2	1880	1909.8	
GSM(GMSK)		25.97	26.03	26.05	9.03	16.94	17.00	17.02	27.00
GPRS (GMSK)	1Txslot	25.97	26.03	25.98	9.03	16.94	17.00	16.95	27.00
	2Txslots	23.96	23.99	23.94	6.02	17.94	17.97	17.92	25.00
	3Txslots	21.89	21.92	21.90	4.26	17.63	17.66	17.64	23.00
	4Txslots	19.88	19.97	19.83	3.01	16.87	16.96	16.82	21.00
EGPRS (GMSK)	1Txslot	25.94	26.00	25.95	9.03	16.91	16.97	16.92	27.00
	2Txslots	23.94	23.97	23.92	6.02	17.92	17.95	17.90	25.00
	3Txslots	21.88	21.91	21.89	4.26	17.62	17.65	17.63	23.00
	4Txslots	19.87	19.96	19.82	3.01	16.86	16.95	16.81	21.00
EGPRS (8PSK)	1Txslot	21.66	21.67	21.53	9.03	12.63	12.64	12.50	22.50
	2Txslots	19.47	19.48	19.57	6.02	13.45	13.46	13.55	20.00
	3Txslots	17.42	17.47	17.56	4.26	13.16	13.21	13.30	18.00
	4Txslots	14.87	14.82	14.84	3.01	11.86	11.81	11.83	16.00

Notes: The worst-case configuration and mode for SAR testing is determined to be as follows:
 GSM 850 GMSK (GPRS) mode with 2 time slots for Max power, GSM 1900 GMSK (GPRS) mode with 2 time slots for Max power, based on the output power measurements above.
 SAR is not required for EGPRS (8PSK) mode because its output power is less than that of GPRS Mode.

Original (Antenna 2)

GSM 850 (REC On+Left Head)		Burst Average Power(dBm)			Division Factors (dB)	Frame-Average Power(dBm)			Burst Tune-up Limit (dBm)
Tx Channel		128	190	251		128	190	251	
Frequency(MHz)		824.2	836.6	848.8		824.2	836.6	848.8	
GSM(GMSK)		28.24	28.47	28.63	9.03	19.21	19.44	19.60	29.50
GPRS (GMSK)	1Txslot	28.37	28.59	28.75	9.03	19.34	19.56	19.72	29.50
	2Txslots	26.26	26.48	26.56	6.02	20.24	20.46	20.54	27.50
	3Txslots	24.07	24.31	24.48	4.26	19.81	20.05	20.22	25.00
	4Txslots	21.98	22.19	22.37	3.01	18.97	19.18	19.36	23.00
EGPRS (GMSK)	1Txslot	28.24	28.46	28.62	9.03	19.21	19.43	19.59	30.10
	2Txslots	26.17	26.39	26.47	6.02	20.15	20.37	20.45	27.50
	3Txslots	23.99	24.23	24.43	4.26	19.73	19.97	20.17	25.00
	4Txslots	21.93	22.14	22.32	3.01	18.92	19.13	19.31	23.00
EGPRS (8PSK)	1Txslot	22.40	22.39	22.46	9.03	13.37	13.36	13.43	23.50
	2Txslots	20.06	20.13	20.16	6.02	14.04	14.11	14.14	21.00
	3Txslots	18.33	18.34	18.41	4.26	14.07	14.08	14.15	19.50
	4Txslots	16.26	16.13	16.38	3.01	13.25	13.12	13.37	17.50



GSM 850 (REC On+Right Head)		Power(dBm)			Division Factors (dB)	Power(dBm)			Burst Tune-up Limit (dBm)
Tx Channel		128	190	251		128	190	251	
Frequency(MHz)		824.2	836.6	848.8		824.2	836.6	848.8	
GSM(GMSK)		27.70	27.96	28.13	9.03	18.67	18.93	19.10	29.00
GPRS (GMSK)	1Txslot	27.84	28.08	28.24	9.03	18.81	19.05	19.21	29.00
	2Txslots	25.68	26.01	25.91	6.02	19.66	19.99	19.89	27.00
	3Txslots	23.61	23.80	23.93	4.26	19.35	19.54	19.67	24.50
	4Txslots	21.69	21.78	21.90	3.01	18.68	18.77	18.89	22.50
EGPRS (GMSK)	1Txslot	27.74	27.98	28.14	9.03	18.71	18.95	19.11	29.60
	2Txslots	25.58	25.71	25.81	6.02	19.56	19.69	19.79	27.00
	3Txslots	23.21	23.40	23.53	4.26	18.95	19.14	19.27	24.50
	4Txslots	21.74	21.68	21.80	3.01	18.73	18.67	18.79	22.50
EGPRS (8PSK)	1Txslot	22.08	22.05	22.11	9.03	13.05	13.02	13.08	23.00
	2Txslots	19.85	19.94	20.09	6.02	13.83	13.92	14.07	20.50
	3Txslots	17.98	17.88	17.96	4.26	13.72	13.62	13.70	19.00
	4Txslots	15.62	15.77	15.88	3.01	12.61	12.76	12.87	17.00
GSM 850 (REC On+Left Head+Wi-Fi/BT)		Power(dBm)			Division Factors (dB)	Power(dBm)			Burst Tune-up Limit (dBm)
Tx Channel		128	190	251		128	190	251	
Frequency(MHz)		824.2	836.6	848.8		824.2	836.6	848.8	
GSM(GMSK)		25.30	25.54	25.72	9.03	16.27	16.51	16.69	26.50
GPRS (GMSK)	1Txslot	25.41	25.53	25.36	9.03	16.38	16.50	16.33	26.50
	2Txslots	23.18	23.42	23.26	6.02	17.16	17.40	17.24	24.50
	3Txslots	21.25	21.46	21.25	4.26	16.99	17.20	16.99	22.00
	4Txslots	19.11	19.33	19.09	3.01	16.10	16.32	16.08	20.00
EGPRS (GMSK)	1Txslot	25.30	25.42	25.25	9.03	16.27	16.39	16.22	27.10
	2Txslots	23.12	23.36	23.20	6.02	17.10	17.34	17.18	24.50
	3Txslots	21.16	21.37	21.16	4.26	16.90	17.11	16.90	22.00
	4Txslots	19.03	19.25	19.01	3.01	16.02	16.24	16.00	20.00
EGPRS (8PSK)	1Txslot	19.72	19.77	19.66	9.03	10.69	10.74	10.63	20.50
	2Txslots	17.15	17.14	17.38	6.02	11.13	11.12	11.36	18.00
	3Txslots	15.26	15.47	15.39	4.26	11.00	11.21	11.13	16.50
	4Txslots	13.23	13.18	13.24	3.01	10.22	10.17	10.23	14.50
GSM 850 (REC On+Right Head+Wi-Fi/BT)		Power(dBm)			Division Factors (dB)	Power(dBm)			Burst Tune-up Limit (dBm)
Tx Channel		128	190	251		128	190	251	
Frequency(MHz)		824.2	836.6	848.8		824.2	836.6	848.8	
GSM(GMSK)		24.81	25.06	25.23	9.03	15.78	16.03	16.20	26.00
GPRS	1Txslot	24.93	25.16	25.35	9.03	15.90	16.13	16.32	26.00



(GMSK)	2Txslots	23.17	23.10	23.23	6.02	17.15	17.08	17.21	24.00
	3Txslots	20.56	20.78	20.85	4.26	16.30	16.52	16.59	21.50
	4Txslots	18.71	18.95	19.10	3.01	15.70	15.94	16.09	19.50
EGPRS (GMSK)	1Txslot	24.82	25.05	25.24	9.03	15.79	16.02	16.21	26.60
	2Txslots	22.78	23.01	23.14	6.02	16.76	16.99	17.12	24.00
	3Txslots	20.48	20.70	20.97	4.26	16.22	16.44	16.71	21.50
EGPRS (8PSK)	4Txslots	18.64	18.88	19.03	3.01	15.63	15.87	16.02	19.50
	1Txslot	19.23	19.08	19.15	9.03	10.20	10.05	10.12	20.00
	2Txslots	17.12	17.07	17.06	6.02	11.10	11.05	11.04	17.50
	3Txslots	15.31	15.23	15.26	4.26	11.05	10.97	11.00	16.00
4Txslots	12.55	12.74	12.78	3.01	9.54	9.73	9.77	14.00	
GSM 850 (REC Off)		Power(dBm)			Division Factors (dB)	Power(dBm)			Burst Tune-up Limit (dBm)
Tx Channel		128	190	251		128	190	251	
Frequency(MHz)		824.2	836.6	848.8		824.2	836.6	848.8	
GSM(GMSK)		32.06	32.24	32.32		9.03	23.03	23.21	
GPRS (GMSK)	1Txslot	32.14	32.33	32.42	9.03	23.11	23.30	23.39	33.60
	2Txslots	29.68	29.95	30.16	6.02	23.66	23.93	24.14	31.00
	3Txslots	27.48	27.75	27.82	4.26	23.22	23.49	23.56	28.50
	4Txslots	25.24	25.59	25.66	3.01	22.23	22.58	22.65	26.50
EGPRS (GMSK)	1Txslot	32.02	32.21	32.30	9.03	22.99	23.18	23.27	33.60
	2Txslots	29.61	29.88	30.09	6.02	23.59	23.86	24.07	31.00
	3Txslots	27.39	27.66	27.73	4.26	23.13	23.40	23.47	28.50
	4Txslots	25.18	25.53	25.60	3.01	22.17	22.52	22.59	26.50
EGPRS (8PSK)	1Txslot	25.96	26.10	26.18	9.03	16.93	17.07	17.15	27.00
	2Txslots	23.71	23.86	23.82	6.02	17.69	17.84	17.80	24.50
	3Txslots	21.87	21.92	21.94	4.26	17.61	17.66	17.68	23.00
	4Txslots	19.48	19.63	19.53	3.01	16.47	16.62	16.52	21.00
GSM 850 (REC Off+Wi-Fi/BT)		Power(dBm)			Division Factors (dB)	Power(dBm)			Burst Tune-up Limit (dBm)
Tx Channel		128	190	251		128	190	251	
Frequency(MHz)		824.2	836.6	848.8		824.2	836.6	848.8	
GSM(GMSK)		28.77	29.03	29.19		9.03	19.74	20.00	
GPRS (GMSK)	1Txslot	28.83	29.09	29.24	9.03	19.80	20.06	20.21	30.60
	2Txslots	26.65	26.99	27.13	6.02	20.63	20.97	21.11	28.00
	3Txslots	24.51	24.74	24.95	4.26	20.25	20.48	20.69	25.50
	4Txslots	22.46	22.76	22.89	3.01	19.45	19.75	19.88	23.50
EGPRS (GMSK)	1Txslot	28.71	28.97	29.12	9.03	19.68	19.94	20.09	30.60
	2Txslots	26.58	26.92	27.06	6.02	20.56	20.90	21.04	28.00
	3Txslots	24.42	24.65	24.86	4.26	20.16	20.39	20.60	25.50
	4Txslots	22.40	22.70	22.83	3.01	19.39	19.69	19.82	23.50
EGPRS (8PSK)	1Txslot	22.96	23.21	23.14	9.03	13.93	14.18	14.11	24.00
	2Txslots	21.06	21.14	21.21	6.02	15.04	15.12	15.19	21.50



	3Txslots	18.86	19.04	19.11	4.26	14.60	14.78	14.85	20.00
	4Txslots	16.93	16.90	16.82	3.01	13.92	13.89	13.81	18.00
GSM 1900 (REC On+Left Head)		Power(dBm)			Division Factors (dB)	Power(dBm)			Burst Tune-up Limit (dBm)
Tx Channel		512	661	810		512	661	810	
Frequency(MHz)		1850.2	1880	1909.8		1850.2	1880	1909.8	
GSM(GMSK)		29.20	29.36	29.28	9.03	20.17	20.33	20.25	30.00
GPRS (GMSK)	1Txslot	29.27	29.41	29.42	9.03	20.24	20.38	20.39	30.00
	2Txslots	26.83	26.89	26.93	6.02	20.81	20.87	20.91	27.00
	3Txslots	24.63	24.78	24.75	4.26	20.37	20.52	20.49	25.00
	4Txslots	22.38	22.54	22.40	3.01	19.37	19.53	19.39	23.00
EGPRS (GMSK)	1Txslot	29.16	29.30	29.31	9.03	20.13	20.27	20.28	30.00
	2Txslots	26.81	26.87	26.91	6.02	20.79	20.85	20.89	27.50
	3Txslots	24.54	24.69	24.66	4.26	20.28	20.43	20.40	25.00
	4Txslots	22.31	22.47	22.33	3.01	19.30	19.46	19.32	23.00
EGPRS (8PSK)	1Txslot	24.18	24.25	24.30	9.03	15.15	15.22	15.27	25.50
	2Txslots	22.20	22.55	22.42	6.02	16.18	16.53	16.40	23.00
	3Txslots	19.94	19.96	19.90	4.26	15.68	15.70	15.64	20.50
	4Txslots	17.70	17.72	17.66	3.01	14.69	14.71	14.65	18.50
GSM 1900 (REC On+Right Head)		Power(dBm)			Division Factors (dB)	Power(dBm)			Burst Tune-up Limit (dBm)
Tx Channel		512	661	810		512	661	810	
Frequency(MHz)		1850.2	1880	1909.8		1850.2	1880	1909.8	
GSM(GMSK)		25.72	25.86	25.87	9.03	16.69	16.83	16.84	26.50
GPRS (GMSK)	1Txslot	25.88	25.99	25.90	9.03	16.85	16.96	16.87	26.50
	2Txslots	23.40	23.41	23.48	6.02	17.38	17.39	17.46	23.50
	3Txslots	21.46	21.48	21.45	4.26	17.20	17.22	17.19	21.50
	4Txslots	19.47	19.46	19.41	3.01	16.46	16.45	16.40	19.50
EGPRS (GMSK)	1Txslot	25.77	25.88	25.79	9.03	16.74	16.85	16.76	26.50
	2Txslots	23.58	23.69	23.66	6.02	17.56	17.67	17.64	24.00
	3Txslots	21.47	21.49	21.46	4.26	17.21	17.23	17.20	21.50
	4Txslots	19.40	19.49	19.44	3.01	16.39	16.48	16.43	19.50
EGPRS (8PSK)	1Txslot	21.39	21.37	21.30	9.03	12.36	12.34	12.27	22.00
	2Txslots	19.47	19.39	19.37	6.02	13.45	13.37	13.35	19.50
	3Txslots	16.91	16.91	16.95	4.26	12.65	12.65	12.69	17.00
	4Txslots	14.75	14.68	14.94	3.01	11.74	11.67	11.93	15.00
GSM 1900 (REC On+Left Head+Wi-Fi/BT)		Power(dBm)			Division Factors (dB)	Power(dBm)			Burst Tune-up Limit (dBm)
Tx Channel		512	661	810		512	661	810	
Frequency(MHz)		1850.2	1880	1909.8		1850.2	1880	1909.8	
GSM(GMSK)		25.75	25.89	25.90	9.03	16.72	16.86	16.87	27.00



GPRS (GMSK)	1Txslot	25.85	25.95	25.96	9.03	16.82	16.92	16.93	27.00
	2Txslots	23.63	23.75	23.74	6.02	17.61	17.73	17.72	24.00
	3Txslots	21.52	21.62	21.59	4.26	17.26	17.36	17.33	22.00
	4Txslots	19.52	19.57	19.50	3.01	16.51	16.56	16.49	20.00
EGPRS (GMSK)	1Txslot	25.76	25.86	25.87	9.03	16.73	16.83	16.84	27.00
	2Txslots	23.65	23.77	23.76	6.02	17.63	17.75	17.74	24.50
	3Txslots	21.44	21.54	21.51	4.26	17.18	17.28	17.25	22.00
	4Txslots	19.43	19.48	19.41	3.01	16.42	16.47	16.40	20.00
EGPRS (8PSK)	1Txslot	21.36	21.35	21.24	9.03	12.33	12.32	12.21	22.50
	2Txslots	19.26	19.27	19.38	6.02	13.24	13.25	13.36	20.00
	3Txslots	16.85	16.84	16.76	4.26	12.59	12.58	12.50	17.50
	4Txslots	14.61	14.60	14.52	3.01	11.60	11.59	11.51	15.50
GSM 1900 (REC On+Right Head+Wi-Fi/BT)		Power(dBm)			Division Factors (dB)	Power(dBm)			Burst Tune-up Limit (dBm)
Tx Channel		512	661	810		512	661	810	
Frequency(MHz)		1850.2	1880	1909.8		1850.2	1880	1909.8	
GSM(GMSK)		22.67	22.78	22.68		9.03	13.64	13.75	
GPRS (GMSK)	1Txslot	22.66	22.85	22.74	9.03	13.63	13.82	13.71	23.50
	2Txslots	20.46	20.46	20.42	6.02	14.44	14.44	14.40	20.50
	3Txslots	18.46	18.46	18.45	4.26	14.20	14.20	14.19	18.50
	4Txslots	16.41	16.48	16.45	3.01	13.40	13.47	13.44	16.50
EGPRS (GMSK)	1Txslot	22.57	22.76	22.65	9.03	13.54	13.73	13.62	23.50
	2Txslots	20.58	20.68	20.54	6.02	14.56	14.66	14.52	21.00
	3Txslots	18.48	18.48	18.47	4.26	14.22	14.22	14.21	18.50
	4Txslots	16.42	16.49	16.46	3.01	13.41	13.48	13.45	16.50
EGPRS (8PSK)	1Txslot	18.54	18.55	18.48	9.03	9.51	9.52	9.45	19.00
	2Txslots	16.32	16.39	16.36	6.02	10.30	10.37	10.34	16.50
	3Txslots	13.85	13.88	13.90	4.26	9.59	9.62	9.64	14.00
	4Txslots	11.60	11.63	11.65	3.01	8.59	8.62	8.64	12.00
GSM 1900 (REC Off)		Power(dBm)			Division Factors (dB)	Power(dBm)			Burst Tune-up Limit (dBm)
Tx Channel		512	661	810		512	661	810	
Frequency(MHz)		1850.2	1880	1909.8		1850.2	1880	1909.8	
GSM(GMSK)		30.44	30.64	30.71		9.03	21.41	21.61	
GPRS (GMSK)	1Txslot	30.47	27.61	30.56	9.03	21.44	18.58	21.53	31.00
	2Txslots	27.78	27.90	27.81	6.02	21.76	21.88	21.79	28.00
	3Txslots	25.41	25.56	25.53	4.26	21.15	21.30	21.27	26.00
	4Txslots	23.34	23.44	23.44	3.01	20.33	20.43	20.43	24.00
EGPRS (GMSK)	1Txslot	30.24	30.63	30.52	9.03	21.21	21.60	21.49	31.00
	2Txslots	27.84	27.98	27.91	6.02	21.82	21.96	21.89	28.50
	3Txslots	25.48	25.55	25.45	4.26	21.22	21.29	21.19	26.00
	4Txslots	23.26	23.37	23.49	3.01	20.25	20.36	20.48	24.00



EGPRS (8PSK)	1Txslot	25.54	25.57	25.51	9.03	16.51	16.54	16.48	26.50
	2Txslots	22.99	22.96	22.94	6.02	16.97	16.94	16.92	24.00
	3Txslots	20.98	20.99	20.89	4.26	16.72	16.73	16.63	21.50
	4Txslots	18.54	18.69	18.64	3.01	15.53	15.68	15.63	19.50
GSM 1900 (REC Off+Wi-Fi/BT)		Power(dBm)			Division Factors (dB)	Power(dBm)			Burst Tune-up Limit (dBm)
Tx Channel		512	661	810		512	661	810	
Frequency(MHz)		1850.2	1880	1909.8		1850.2	1880	1909.8	
GSM(GMSK)		26.80	26.97	27.00	9.03	17.77	17.94	17.97	28.00
GPRS (GMSK)	1Txslot	26.78	26.92	27.05	9.03	17.75	17.89	18.02	28.00
	2Txslots	24.65	24.78	24.74	6.02	18.63	18.76	18.72	25.00
	3Txslots	22.43	22.51	22.56	4.26	18.17	18.25	18.30	23.00
	4Txslots	20.45	20.54	20.48	3.01	17.44	17.53	17.47	21.00
EGPRS (GMSK)	1Txslot	26.70	26.84	26.97	9.03	17.67	17.81	17.94	28.00
	2Txslots	24.66	24.79	24.75	6.02	18.64	18.77	18.73	25.50
	3Txslots	22.34	22.42	22.47	4.26	18.08	18.16	18.21	23.00
	4Txslots	20.37	20.46	20.40	3.01	17.36	17.45	17.39	21.00
EGPRS (8PSK)	1Txslot	22.36	22.40	22.37	9.03	13.33	13.37	13.34	23.50
	2Txslots	20.37	20.32	20.16	6.02	14.35	14.30	14.14	21.00
	3Txslots	18.34	18.41	18.04	4.26	14.08	14.15	13.78	18.50
	4Txslots	16.05	15.96	15.83	3.01	13.04	12.95	12.82	16.50

Notes: The worst-case configuration and mode for SAR testing is determined to be as follows:
 GSM 850 GMSK (GPRS) mode with 2 time slots for Max power, GSM 1900 GMSK (EGPRS) mode with 2 time slots for Max power, based on the output power measurements above.
 SAR is not required for EGPRS (8PSK) mode because its output power is less than that of GPRS Mode.

**Variant A
(Antenna 1)**

GSM 850 (REC On/Off)	Burst Average			Division Factors (dB)	Frame-Average			Burst Tune-up Limit (dBm)	
	Power(dBm)				Power(dBm)				
Tx Channel	128	190	251	dB	128	190	251		
Frequency(MHz)	824.2	836.6	848.8		824.2	836.6	848.8		
GSM(GMSK)		32.55	32.60	32.65	9.03	23.52	23.57	23.62	33.60
GPRS (GMSK)	1Txslot	32.42	32.57	32.61	9.03	23.39	23.54	23.58	33.60
	2Txslots	30.11	30.24	30.42	6.02	24.09	24.22	24.40	31.50
	3Txslots	27.86	28.11	28.16	4.26	23.60	23.85	23.90	29.50
	4Txslots	25.76	26.05	26.07	3.01	22.75	23.04	23.06	27.50
EGPRS (GMSK)	1Txslot	32.38	32.53	32.61	9.03	23.35	23.50	23.58	33.50
	2Txslots	30.10	30.23	30.42	6.02	24.08	24.21	24.40	31.50
	3Txslots	27.81	28.08	28.14	4.26	23.55	23.82	23.88	29.50
	4Txslots	25.76	25.99	26.09	3.01	22.75	22.98	23.08	27.50
EGPRS (8PSK)	1Txslot	26.54	26.79	26.64	9.03	17.51	17.76	17.61	27.50
	2Txslots	24.19	24.33	24.32	6.02	18.17	18.31	18.30	25.50



	3Txslots	22.36	22.23	22.36	4.26	18.10	17.97	18.10	23.50
	4Txslots	20.21	20.31	20.66	3.01	17.20	17.30	17.65	21.50
GSM 1900 (REC On/Off, Hotspot off)		Power(dBm)			Division Factors (dB)	Power(dBm)			Burst Tune-up Limit (dBm)
Tx Channel		512	661	810		512	661	810	
Frequency(MHz)		1850.2	1880	1909.8		1850.2	1880	1909.8	
GSM(GMSK)		30.02	30.15	30.08		9.03	20.99	21.12	
GPRS (GMSK)	1Txslot	30.22	30.25	30.28	9.03	21.19	21.22	21.25	31.00
	2Txslots	27.86	27.92	27.98	6.02	21.84	21.90	21.96	29.00
	3Txslots	25.75	25.77	25.94	4.26	21.49	21.51	21.68	27.00
	4Txslots	23.66	23.64	23.80	3.01	20.65	20.63	20.79	25.00
EGPRS (GMSK)	1Txslot	30.20	30.20	30.27	9.03	21.17	21.17	21.24	31.00
	2Txslots	27.42	27.48	27.53	6.02	21.40	21.46	21.51	29.00
	3Txslots	25.72	25.76	25.93	4.26	21.46	21.50	21.67	27.00
	4Txslots	23.65	23.60	23.79	3.01	20.64	20.59	20.78	25.00
EGPRS (8PSK)	1Txslot	26.15	25.96	25.99	9.03	17.12	16.93	16.96	26.50
	2Txslots	23.46	23.63	23.55	6.02	17.44	17.61	17.53	24.00
	3Txslots	21.39	21.33	21.27	4.26	17.13	17.07	17.01	22.00
	4Txslots	19.47	19.58	19.47	3.01	16.46	16.57	16.46	20.00
GSM 1900 (REC On/Off, Hotspot on)		Power(dBm)			Division Factors (dB)	Power(dBm)			Burst Tune-up Limit (dBm)
Tx Channel		512	661	810		512	661	810	
Frequency(MHz)		1850.2	1880	1909.8		1850.2	1880	1909.8	
GSM(GMSK)		26.03	26.04	26.07		9.03	17.00	17.01	
GPRS (GMSK)	1Txslot	25.98	26.05	26.00	9.03	16.95	17.02	16.97	27.00
	2Txslots	23.98	24.02	24.02	6.02	17.96	18.00	18.00	25.00
	3Txslots	21.90	21.96	21.96	4.26	17.64	17.70	17.70	23.00
	4Txslots	19.92	19.99	19.89	3.01	16.91	16.98	16.88	21.00
EGPRS (GMSK)	1Txslot	25.98	26.02	26.01	9.03	16.95	16.99	16.98	27.00
	2Txslots	23.96	24.01	23.97	6.02	17.94	17.99	17.95	25.00
	3Txslots	21.94	21.92	21.91	4.26	17.68	17.66	17.65	23.00
	4Txslots	19.94	19.99	19.86	3.01	16.93	16.98	16.85	21.00
EGPRS (8PSK)	1Txslot	21.69	21.71	21.58	9.03	12.66	12.68	12.55	22.50
	2Txslots	19.48	19.52	19.63	6.02	13.46	13.50	13.61	20.00
	3Txslots	17.46	17.49	17.62	4.26	13.20	13.23	13.36	18.00
	4Txslots	14.89	14.86	14.89	3.01	11.88	11.85	11.88	16.00
Notes: The worst-case configuration and mode for SAR testing is determined to be as follows:									
1. GSM 850 GMSK (GPRS) mode with 2 time slots for Max power, GSM 1900 GMSK (GPRS) mode with 2 time slots for Max power, based on the output power measurements above.									
2. SAR is not required for EGPRS (8PSK) mode because its output power is less than that of GPRS Mode.									



Variant A
(Antenna 2)

GSM 850 (REC On+Left Head)		Burst Average			Division Factors (dB)	Frame-Average			Burst Tune-up Limit (dBm)
		Power(dBm)				Power(dBm)			
Tx Channel		128	190	251	9.03	128	190	251	
Frequency(MHz)		824.2	836.6	848.8		824.2	836.6	848.8	
GSM(GMSK)		28.35	28.65	28.80	9.03	19.32	19.62	19.77	29.50
GPRS (GMSK)	1Txslot	28.48	28.77	28.92	9.03	19.45	19.74	19.89	29.50
	2Txslots	26.44	26.59	26.72	6.02	20.42	20.57	20.70	27.50
	3Txslots	24.20	24.50	24.63	4.26	19.94	20.24	20.37	25.00
	4Txslots	22.15	22.32	22.54	3.01	19.14	19.31	19.53	23.00
EGPRS (GMSK)	1Txslot	28.35	28.59	28.78	9.03	19.32	19.56	19.75	30.10
	2Txslots	26.32	26.57	26.59	6.02	20.30	20.55	20.57	27.50
	3Txslots	24.12	24.35	24.58	4.26	19.86	20.09	20.32	25.00
	4Txslots	21.93	22.14	22.32	3.01	18.92	19.13	19.31	23.00
EGPRS (8PSK)	1Txslot	22.51	22.50	22.61	9.03	13.48	13.47	13.58	23.50
	2Txslots	20.19	20.29	20.33	6.02	14.17	14.27	14.31	21.00
	3Txslots	18.49	18.46	18.59	4.26	14.23	14.20	14.33	19.50
	4Txslots	16.40	16.28	16.49	3.01	13.39	13.27	13.48	17.50
GSM 850 (REC On+Right Head)		Power(dBm)			Division Factors (dB)	Power(dBm)			Burst Tune-up Limit (dBm)
Tx Channel		128	190	251		128	190	251	
Frequency(MHz)		824.2	836.6	848.8	9.03	824.2	836.6	848.8	
GSM(GMSK)		27.88	28.07	28.29	9.03	18.85	19.04	19.26	29.00
GPRS (GMSK)	1Txslot	27.97	28.24	28.41	9.03	18.94	19.21	19.38	29.00
	2Txslots	25.84	26.13	26.09	6.02	19.82	20.11	20.07	27.00
	3Txslots	23.75	23.95	24.04	4.26	19.49	19.69	19.78	24.50
	4Txslots	21.85	21.91	22.08	3.01	18.84	18.90	19.07	22.50
EGPRS (GMSK)	1Txslot	27.88	28.13	28.25	9.03	18.85	19.10	19.22	29.60
	2Txslots	25.74	25.84	25.99	6.02	19.72	19.82	19.97	27.00
	3Txslots	23.34	23.56	23.68	4.26	19.08	19.30	19.42	24.50
	4Txslots	21.90	21.81	21.98	3.01	18.89	18.80	18.97	22.50
EGPRS (8PSK)	1Txslot	22.21	22.16	22.29	9.03	13.18	13.13	13.26	23.00
	2Txslots	20.03	20.12	20.20	6.02	14.01	14.10	14.18	20.50
	3Txslots	18.10	17.99	18.15	4.26	13.84	13.73	13.89	19.00
	4Txslots	15.80	15.96	16.01	3.01	12.79	12.95	13.00	17.00
GSM 850 (REC On+Left Head+Wi-Fi/BT)		Power(dBm)			Division Factors (dB)	Power(dBm)			Burst Tune-up Limit (dBm)
Tx Channel		128	190	251		128	190	251	
Frequency(MHz)		824.2	836.6	848.8	9.03	824.2	836.6	848.8	
GSM(GMSK)		25.43	25.73	25.87	9.03	16.40	16.70	16.84	26.50



GPRS (GMSK)	1Txslot	25.54	25.69	25.53	9.03	16.51	16.66	16.50	26.50
	2Txslots	23.34	23.54	23.44	6.02	17.32	17.52	17.42	24.50
	3Txslots	21.39	21.61	21.36	4.26	17.13	17.35	17.10	22.00
	4Txslots	19.27	19.46	19.27	3.01	16.26	16.45	16.26	20.00
EGPRS (GMSK)	1Txslot	25.43	25.58	25.42	9.03	16.40	16.55	16.39	27.10
	2Txslots	23.28	23.48	23.38	6.02	17.26	17.46	17.36	24.50
	3Txslots	21.30	21.52	21.27	4.26	17.04	17.26	17.01	22.00
	4Txslots	19.19	19.38	19.19	3.01	16.18	16.37	16.18	20.00
EGPRS (8PSK)	1Txslot	19.85	19.93	19.83	9.03	10.82	10.90	10.80	20.50
	2Txslots	17.31	17.26	17.56	6.02	11.29	11.24	11.54	18.00
	3Txslots	15.40	15.62	15.50	4.26	11.14	11.36	11.24	16.50
	4Txslots	13.39	13.31	13.42	3.01	10.38	10.30	10.41	14.50
GSM 850 (REC On+Right Head+Wi-Fi/BT)		Power(dBm)			Division Factors (dB)	Power(dBm)			Burst Tune-up Limit (dBm)
Tx Channel		128	190	251		128	190	251	
Frequency(MHz)		824.2	836.6	848.8		824.2	836.6	848.8	
GSM(GMSK)		24.96	25.24	25.38		9.03	15.93	16.21	
GPRS (GMSK)	1Txslot	25.07	25.31	25.46	9.03	16.04	16.28	16.43	26.00
	2Txslots	23.33	23.23	23.41	6.02	17.31	17.21	17.39	24.00
	3Txslots	20.69	20.94	21.02	4.26	16.43	16.68	16.76	21.50
	4Txslots	18.87	19.07	19.28	3.01	15.86	16.06	16.27	19.50
EGPRS (GMSK)	1Txslot	24.96	25.20	25.35	9.03	15.93	16.17	16.32	26.60
	2Txslots	22.94	23.14	23.32	6.02	16.92	17.12	17.30	24.00
	3Txslots	20.61	20.86	21.14	4.26	16.35	16.60	16.88	21.50
	4Txslots	18.80	19.00	19.21	3.01	15.79	15.99	16.20	19.50
EGPRS (8PSK)	1Txslot	19.37	19.23	19.26	9.03	10.34	10.20	10.23	20.00
	2Txslots	17.28	17.20	17.24	6.02	11.26	11.18	11.22	17.50
	3Txslots	15.44	15.39	15.43	4.26	11.18	11.13	11.17	16.00
	4Txslots	12.71	12.86	12.96	3.01	9.70	9.85	9.95	14.00
GSM 850 (REC Off)		Power(dBm)			Division Factors (dB)	Power(dBm)			Burst Tune-up Limit (dBm)
Tx Channel		128	190	251		128	190	251	
Frequency(MHz)		824.2	836.6	848.8		824.2	836.6	848.8	
GSM(GMSK)		32.21	32.42	32.44		9.03	23.18	23.39	
GPRS (GMSK)	1Txslot	32.27	32.45	32.55	9.03	23.24	23.42	23.52	33.60
	2Txslots	29.84	30.10	30.34	6.02	23.82	24.08	24.32	31.00
	3Txslots	27.65	27.93	28.00	4.26	23.39	23.67	23.74	28.50
	4Txslots	25.35	25.70	25.81	3.01	22.34	22.69	22.80	26.50
EGPRS (GMSK)	1Txslot	32.15	32.33	32.43	9.03	23.12	23.30	23.40	33.60
	2Txslots	29.77	30.03	30.27	6.02	23.75	24.01	24.25	31.00
	3Txslots	27.56	27.84	27.91	4.26	23.30	23.58	23.65	28.50
	4Txslots	25.29	25.64	25.75	3.01	22.28	22.63	22.74	26.50



EGPRS (8PSK)	1Txslot	26.09	26.22	26.31	9.03	17.06	17.19	17.28	27.00
	2Txslots	23.87	24.01	24.00	6.02	17.85	17.99	17.98	24.50
	3Txslots	22.04	22.10	22.12	4.26	17.78	17.84	17.86	23.00
	4Txslots	19.59	19.74	19.68	3.01	16.58	16.73	16.67	21.00
GSM 850 (REC Off+Wi-Fi/BT)		Power(dBm)			Division Factors (dB)	Power(dBm)			Burst Tune-up Limit (dBm)
Tx Channel		128	190	251		128	190	251	
Frequency(MHz)		824.2	836.6	848.8		824.2	836.6	848.8	
GSM(GMSK)		28.95	29.21	29.30	9.03	19.92	20.18	20.27	30.60
GPRS (GMSK)	1Txslot	28.98	29.25	29.43	9.03	19.95	20.22	20.40	30.60
	2Txslots	26.78	27.11	27.26	6.02	20.76	21.09	21.24	28.00
	3Txslots	24.67	24.89	25.13	4.26	20.41	20.63	20.87	25.50
	4Txslots	22.63	22.94	23.07	3.01	19.62	19.93	20.06	23.50
EGPRS (GMSK)	1Txslot	28.86	29.13	29.31	9.03	19.83	20.10	20.28	30.60
	2Txslots	26.71	27.04	27.19	6.02	20.69	21.02	21.17	28.00
	3Txslots	24.58	24.80	25.04	4.26	20.32	20.54	20.78	25.50
	4Txslots	22.57	22.88	23.01	3.01	19.56	19.87	20.00	23.50
EGPRS (8PSK)	1Txslot	23.11	23.37	23.33	9.03	14.08	14.34	14.30	24.00
	2Txslots	21.19	21.26	21.34	6.02	15.17	15.24	15.32	21.50
	3Txslots	19.02	19.19	19.29	4.26	14.76	14.93	15.03	20.00
	4Txslots	17.10	17.08	17.00	3.01	14.09	14.07	13.99	18.00
GSM 1900 (REC On+Left Head)		Power(dBm)			Division Factors (dB)	Power(dBm)			Burst Tune-up Limit (dBm)
Tx Channel		512	661	810		512	661	810	
Frequency(MHz)		1850.2	1880	1909.8		1850.2	1880	1909.8	
GSM(GMSK)		29.38	29.55	29.41	9.03	20.35	20.52	20.38	30.00
GPRS (GMSK)	1Txslot	29.46	29.52	29.53	9.03	20.43	20.49	20.50	30.00
	2Txslots	26.98	27.05	27.12	6.02	20.96	21.03	21.10	27.00
	3Txslots	24.76	24.90	24.90	4.26	20.50	20.64	20.64	25.00
	4Txslots	22.49	22.72	22.53	3.01	19.48	19.71	19.52	23.00
EGPRS (GMSK)	1Txslot	29.35	29.41	29.42	9.03	20.32	20.38	20.39	30.00
	2Txslots	26.96	27.03	27.10	6.02	20.94	21.01	21.08	27.50
	3Txslots	24.67	24.81	24.81	4.26	20.41	20.55	20.55	25.00
	4Txslots	22.42	22.65	22.46	3.01	19.41	19.64	19.45	23.00
EGPRS (8PSK)	1Txslot	24.37	24.36	24.41	9.03	15.34	15.33	15.38	25.50
	2Txslots	22.35	22.71	22.61	6.02	16.33	16.69	16.59	23.00
	3Txslots	20.07	20.08	20.05	4.26	15.81	15.82	15.79	20.50
	4Txslots	17.81	17.90	17.79	3.01	14.80	14.89	14.78	18.50
GSM 1900 (REC On+Right Head)		Power(dBm)			Division Factors (dB)	Power(dBm)			Burst Tune-up Limit (dBm)
Tx Channel		512	661	810		512	661	810	
Frequency(MHz)		1850.2	1880	1909.8		1850.2	1880	1909.8	



GSM(GMSK)		25.89	26.04	26.05	9.03	16.86	17.01	17.02	26.50
GPRS (GMSK)	1Txslot	26.05	26.12	26.07	9.03	17.02	17.09	17.04	26.50
	2Txslots	23.53	23.57	23.65	6.02	17.51	17.55	17.63	23.50
	3Txslots	21.62	21.60	21.63	4.26	17.36	17.34	17.37	21.50
	4Txslots	19.61	19.61	19.52	3.01	16.60	16.60	16.51	19.50
EGPRS (GMSK)	1Txslot	25.94	26.01	25.96	9.03	16.91	16.98	16.93	26.50
	2Txslots	23.71	23.85	23.83	6.02	17.69	17.83	17.81	24.00
	3Txslots	21.63	21.61	21.64	4.26	17.37	17.35	17.38	21.50
	4Txslots	19.54	19.64	19.55	3.01	16.53	16.63	16.54	19.50
EGPRS (8PSK)	1Txslot	21.56	21.50	21.47	9.03	12.53	12.47	12.44	22.00
	2Txslots	19.60	19.55	19.54	6.02	13.58	13.53	13.52	19.50
	3Txslots	17.07	17.03	17.13	4.26	12.81	12.77	12.87	17.00
	4Txslots	14.89	14.83	15.05	3.01	11.88	11.82	12.04	15.00
GSM 1900 (REC On+Left Head+Wi-Fi/BT)		Power(dBm)			Division Factors (dB)	Power(dBm)			Burst Tune-up Limit (dBm)
Tx Channel		512	661	810		512	661	810	
Frequency(MHz)		1850.2	1880	1909.8		1850.2	1880	1909.8	
GSM(GMSK)		25.88	26.01	26.05	9.03	16.85	16.98	17.02	27.00
GPRS (GMSK)	1Txslot	26.02	26.08	26.13	9.03	16.99	17.05	17.10	27.00
	2Txslots	23.78	23.93	23.89	6.02	17.76	17.91	17.87	24.00
	3Txslots	21.66	21.74	21.73	4.26	17.40	17.48	17.47	22.00
	4Txslots	19.66	19.72	19.61	3.01	16.65	16.71	16.60	20.00
EGPRS (GMSK)	1Txslot	25.93	25.99	26.04	9.03	16.90	16.96	17.01	27.00
	2Txslots	23.80	23.95	23.91	6.02	17.78	17.93	17.89	24.50
	3Txslots	21.58	21.66	21.65	4.26	17.32	17.40	17.39	22.00
	4Txslots	19.57	19.63	19.52	3.01	16.56	16.62	16.51	20.00
EGPRS (8PSK)	1Txslot	21.53	21.48	21.41	9.03	12.50	12.45	12.38	22.50
	2Txslots	19.41	19.45	19.53	6.02	13.39	13.43	13.51	20.00
	3Txslots	16.99	16.96	16.90	4.26	12.73	12.70	12.64	17.50
	4Txslots	14.75	14.75	14.63	3.01	11.74	11.74	11.62	15.50
GSM 1900 (REC On+Right Head+Wi-Fi/BT)		Power(dBm)			Division Factors (dB)	Power(dBm)			Burst Tune-up Limit (dBm)
Tx Channel		512	661	810		512	661	810	
Frequency(MHz)		1850.2	1880	1909.8		1850.2	1880	1909.8	
GSM(GMSK)		22.85	22.89	22.84	9.03	13.82	13.86	13.81	23.50
GPRS (GMSK)	1Txslot	22.81	23.03	22.86	9.03	13.78	14.00	13.83	23.50
	2Txslots	20.59	20.58	20.57	6.02	14.57	14.56	14.55	20.50
	3Txslots	18.57	18.64	18.58	4.26	14.31	14.38	14.32	18.50
	4Txslots	16.60	16.59	16.56	3.01	13.59	13.58	13.55	16.50
EGPRS (GMSK)	1Txslot	22.68	22.94	22.82	9.03	13.65	13.91	13.79	23.50
	2Txslots	20.76	20.79	20.70	6.02	14.74	14.77	14.68	21.00



	3Txslots	18.61	18.67	18.62	4.26	14.35	14.41	14.36	18.50
	4Txslots	16.59	16.62	16.63	3.01	13.58	13.61	13.62	16.50
EGPRS (8PSK)	1Txslot	18.65	18.73	18.65	9.03	9.62	9.70	9.62	19.00
	2Txslots	16.50	16.50	16.52	6.02	10.48	10.48	10.50	16.50
	3Txslots	13.98	14.07	14.05	4.26	9.72	9.81	9.79	14.00
	4Txslots	11.77	11.76	11.82	3.01	8.76	8.75	8.81	12.00
GSM 1900 (REC Off)		Power(dBm)			Division Factors (dB)	Power(dBm)			Burst Tune-up Limit (dBm)
Tx Channel		512	661	810		512	661	810	
Frequency(MHz)		1850.2	1880	1909.8		1850.2	1880	1909.8	
GSM(GMSK)		30.40	30.62	30.65	9.03	21.37	21.59	21.62	31.00
GPRS (GMSK)	1Txslot	30.41	30.60	30.54	9.03	21.38	21.57	21.51	31.00
	2Txslots	27.71	27.87	27.77	6.02	21.69	21.85	21.75	28.00
	3Txslots	25.39	25.50	25.51	4.26	21.13	21.24	21.25	26.00
	4Txslots	23.30	23.39	23.43	3.01	20.29	20.38	20.42	24.00
EGPRS (GMSK)	1Txslot	30.24	30.63	30.52	9.03	21.21	21.60	21.49	31.00
	2Txslots	27.84	27.98	27.91	6.02	21.82	21.96	21.89	28.50
	3Txslots	25.48	25.55	25.45	4.26	21.22	21.29	21.19	26.00
	4Txslots	23.26	23.37	23.49	3.01	20.25	20.36	20.48	24.00
EGPRS (8PSK)	1Txslot	25.51	25.53	25.46	9.03	16.48	16.50	16.43	26.50
	2Txslots	22.98	22.92	22.88	6.02	16.96	16.90	16.86	24.00
	3Txslots	20.94	20.97	20.83	4.26	16.68	16.71	16.57	21.50
	4Txslots	18.52	18.65	18.59	3.01	15.51	15.64	15.58	19.50
GSM 1900 (REC Off+Wi-Fi/BT)		Power(dBm)			Division Factors (dB)	Power(dBm)			Burst Tune-up Limit (dBm)
Tx Channel		512	661	810		512	661	810	
Frequency(MHz)		1850.2	1880	1909.8		1850.2	1880	1909.8	
GSM(GMSK)		26.95	27.13	27.19	9.03	17.92	18.10	18.16	28.00
GPRS (GMSK)	1Txslot	26.89	27.10	27.18	9.03	17.86	18.07	18.15	28.00
	2Txslots	24.84	24.89	24.85	6.02	18.82	18.87	18.83	25.00
	3Txslots	22.58	22.67	22.75	4.26	18.32	18.41	18.49	23.00
	4Txslots	20.58	20.66	20.61	3.01	17.57	17.65	17.60	21.00
EGPRS (GMSK)	1Txslot	26.88	27.03	27.10	9.03	17.85	18.00	18.07	28.00
	2Txslots	24.77	24.92	24.91	6.02	18.75	18.90	18.89	25.50
	3Txslots	22.49	22.60	22.59	4.26	18.23	18.34	18.33	23.00
	4Txslots	20.50	20.58	20.55	3.01	17.49	17.57	17.54	21.00
EGPRS (8PSK)	1Txslot	22.53	22.58	22.55	9.03	13.50	13.55	13.52	23.50
	2Txslots	20.48	20.43	20.31	6.02	14.46	14.41	14.29	21.00
	3Txslots	18.47	18.57	18.21	4.26	14.21	14.31	13.95	18.50
	4Txslots	16.21	16.08	16.01	3.01	13.20	13.07	13.00	16.50

Notes: The worst-case configuration and mode for SAR testing is determined to be as follows:

1. GSM 850 GMSK (GPRS) mode with 2 time slots for Max power, GSM 1900 GMSK (EGPRS) mode with 2 time slots for Max power, based on the output power measurements above.



2. SAR is not required for EGPRS (8PSK) mode because its output power is less than that of GPRS Mode.

9.2 WCDMA Mode

The following tests were completed according to the test requirements outlined in the 3GPP TS34.121 specification.

Original

(Antenna 1)

WCDMA		Band II(dBm) (Hotspot Off)				Band II(dBm) (Hotspot On)				Band II(dBm) (Hotspot Off+Sensor On)			
Tx Channel		9262	9400	9538	Tune-up	9262	9400	9538	Tune-up	9262	9400	9538	Tune-up
Frequency(MHz)		1852.4	1880	1907.6	Limit	1852.4	1880	1907.6	Limit	1852.4	1880	1907.6	Limit
RMC	12.2kbps	23.78	23.74	23.68	24.50	18.05	18.13	18.07	19.00	22.66	22.84	22.81	23.50
AMR	12.2kbps	23.72	23.68	23.62	24.50	17.99	18.07	18.01	19.00	22.60	22.78	22.75	23.50
HSDPA	Sub 1	23.21	23.17	23.11	24.00	17.48	17.56	17.50	18.50	22.09	22.27	22.24	23.00
	Sub 2	22.73	22.69	22.63	23.50	17.00	17.08	17.02	18.00	21.61	21.79	21.76	22.50
	Sub 3	22.22	22.18	22.12	23.00	16.49	16.57	16.51	17.50	21.10	21.28	21.25	22.00
	Sub 4	22.21	22.17	22.11	23.00	16.48	16.56	16.50	17.50	21.09	21.27	21.24	22.00
HSUPA	Sub 1	22.20	22.16	22.10	23.00	16.47	16.55	16.49	17.50	21.08	21.26	21.23	22.00
	Sub 2	19.33	19.29	19.23	20.00	13.60	13.68	13.62	14.50	18.21	18.39	18.36	19.00
	Sub 3	20.18	20.14	20.24	21.00	14.45	14.53	14.63	15.50	19.06	19.24	19.37	20.00
	Sub 4	19.28	19.24	19.21	20.00	13.55	13.63	13.60	14.50	18.16	18.34	18.34	19.00
	Sub 5	21.76	21.72	21.66	22.50	16.03	16.11	16.05	17.00	20.64	20.82	20.79	21.50
DC-HSDPA	Sub 1	23.25	23.17	23.11	24.00	17.52	17.56	17.50	18.50	22.13	22.27	22.24	23.00
	Sub 2	22.74	22.66	22.60	23.50	17.01	17.05	16.99	18.00	21.62	21.76	21.73	22.50
	Sub 3	22.29	22.21	22.15	23.00	16.56	16.60	16.54	17.50	21.17	21.31	21.28	22.00
	Sub 4	22.28	22.30	22.13	23.00	16.55	16.69	16.52	17.50	21.16	21.40	21.26	22.00
WCDMA		Band IV(dBm) (Hotspot Off)				Band IV(dBm) (Hotspot On)				Band IV(dBm) (Hotspot Off+Sensor On)			
Tx Channel		1312	1413	1513	Tune-up	1312	1413	1513	Tune-up	1312	1413	1513	Tune-up
Frequency(MHz)		1712.4	1732.6	1752.6	Limit	1712.4	1732.6	1752.6	Limit	1712.4	1732.6	1752.6	Limit
RMC	12.2kbps	23.68	23.69	23.72	24.50	17.55	17.57	17.51	18.50	21.08	21.06	21.04	22.00
AMR	12.2kbps	23.62	23.63	23.66	24.50	17.49	17.51	17.45	18.50	21.02	21.00	20.98	22.00
HSDPA	Sub 1	23.01	23.02	23.05	24.00	16.98	17.00	16.94	18.00	20.51	20.49	20.47	21.50
	Sub 2	22.53	22.54	22.57	23.50	16.50	16.52	16.46	17.50	20.03	20.01	19.99	21.00
	Sub 3	22.02	22.03	22.06	23.00	15.99	16.01	15.95	17.00	19.52	19.50	19.48	20.50
	Sub 4	22.01	22.02	22.05	23.00	15.98	16.00	15.94	17.00	19.51	19.49	19.47	20.50
HSUPA	Sub 1	22.00	22.01	22.04	23.00	15.97	15.99	15.93	17.00	19.50	19.48	19.46	20.50
	Sub 2	19.13	19.14	19.17	20.00	13.10	13.12	13.06	14.00	16.63	16.61	16.59	17.50
	Sub 3	19.98	19.99	20.18	21.00	13.95	13.97	14.07	15.00	17.48	17.46	17.60	18.50
	Sub 4	19.08	19.09	19.15	20.00	13.05	13.07	13.04	14.00	16.58	16.56	16.57	17.50
	Sub 5	21.56	21.57	21.60	22.50	15.53	15.55	15.49	16.50	19.06	19.04	19.02	20.00
DC-HSDPA	Sub 1	23.05	23.02	23.05	24.00	17.02	17.00	16.94	18.00	20.55	20.49	20.47	21.50
	Sub 2	22.54	22.51	22.54	23.50	16.51	16.49	16.43	17.50	20.04	19.98	19.96	21.00



	Sub 3	22.09	22.06	22.09	23.00	16.06	16.04	15.98	17.00	19.59	19.53	19.51	20.50
	Sub 4	22.08	22.15	22.07	23.00	16.05	16.13	15.96	17.00	19.58	19.62	19.49	20.50
WCDMA		Band V(dBm) (Hotspot Off)											
Tx Channel		4132			4183			4233			Tune-up Limit		
Frequency(MHz)		826.4			836.6			846.6					
RMC	12.2kbps	23.27			23.25			23.17			24.50		
AMR	12.2kbps	23.21			23.19			23.11			24.50		
HSDPA	Sub 1	22.70			22.68			22.60			24.00		
	Sub 2	22.22			22.20			22.12			23.50		
	Sub 3	21.71			21.69			21.61			23.00		
	Sub 4	21.70			21.68			21.60			23.00		
HSUPA	Sub 1	21.69			21.67			21.59			23.00		
	Sub 2	19.82			19.80			19.72			21.00		
	Sub 3	20.67			20.65			20.73			22.00		
	Sub 4	20.27			20.25			20.20			21.50		
	Sub 5	21.25			21.23			21.15			22.50		
DC-HSDPA	Sub 1	22.74			22.68			22.60			24.00		
	Sub 2	22.23			22.17			22.09			23.50		
	Sub 3	21.78			21.72			21.64			23.00		
	Sub 4	21.77			21.81			21.62			23.00		

Note: 1.Per KDB 941225 D01, SAR for Head / Hotspot / Body-worn exposure is measured using a 12.2 kbps AMR with TPC bits configured to all "1's".

2. When the maximum output power and tune-up tolerance specified for production units in a secondary mode is $\leq \frac{1}{4}$ dB higher than the primary mode or when the highest reported SAR of the primary mode is scaled by the ratio of specified maximum output power and tune-up tolerance of secondary to primary mode and the adjusted SAR is ≤ 1.2 W/kg, SAR measurement is not required for the secondary mode.

**Original
(Antenna 2)**

WCDMA		Band II(dBm) (REC On+Left Head)				Band II(dBm) (REC On+Right Head)				Band II(dBm) (REC On+Left Head+Wi-Fi/BT)			
Tx Channel		9262	9400	9538	Tune-up	9262	9400	9538	Tune-up	9262	9400	9538	Tune-up
Frequency(MHz)		1852.4	1880	1907.6	Limit	1852.4	1880	1907.6	Limit	1852.4	1880	1907.6	Limit
RMC	12.2kbps	18.69	18.72	18.71	19.50	15.75	15.84	15.90	17.00	14.89	14.81	15.04	16.50
AMR	12.2kbps	18.63	18.66	18.65	19.50	15.69	15.78	15.84	17.00	14.83	14.75	14.98	16.50
HSDPA	Sub 1	18.62	18.65	18.64	19.50	15.68	15.77	15.83	17.00	14.82	14.74	14.97	16.50
	Sub 2	17.64	17.67	17.66	18.50	14.70	14.79	14.85	16.00	13.84	13.76	13.99	15.50
	Sub 3	17.13	17.16	17.15	18.00	14.19	14.28	14.34	15.50	13.33	13.25	13.48	15.00
	Sub 4	17.12	17.15	17.14	18.00	14.18	14.27	14.33	15.50	13.32	13.24	13.47	15.00
HSUPA	Sub 1	17.11	17.14	17.13	18.00	14.17	14.26	14.32	15.50	13.31	13.23	13.46	15.00
	Sub 2	14.74	14.77	14.76	15.50	11.80	11.89	11.95	13.00	10.94	10.86	11.09	12.50
	Sub 3	15.09	15.12	15.27	16.00	12.15	12.24	12.46	13.50	11.29	11.21	11.60	13.00



	Sub 4	14.69	14.72	14.74	15.50	11.75	11.84	11.93	13.00	10.89	10.81	11.07	12.50
	Sub 5	17.17	17.20	17.19	18.00	14.23	14.32	14.38	15.50	13.37	13.29	13.52	15.00
DC-HSDPA	Sub 1	18.66	18.65	18.64	19.50	15.72	15.77	15.83	17.00	14.86	14.74	14.97	16.50
	Sub 2	17.65	17.64	17.63	18.50	14.71	14.76	14.82	16.00	13.85	13.73	13.96	15.50
	Sub 3	17.20	17.19	17.18	18.00	14.26	14.31	14.37	15.50	13.40	13.28	13.51	15.00
	Sub 4	17.19	17.28	17.16	18.00	14.25	14.40	14.35	15.50	13.39	13.37	13.49	15.00
WCDMA		Band II(dBm) (REC On+Right Head+Wi-Fi/BT)				Band II(dBm) (REC Off)				Band II(dBm) (REC Off+Wi-Fi/BT)			
Tx Channel		9262	9400	9538	Tune-up	9262	9400	9538	Tune-up	9262	9400	9538	Tune-up
Frequency(MHz)		1852.4	1880	1907.6	Limit	1852.4	1880	1907.6	Limit	1852.4	1880	1907.6	Limit
RMC	12.2kbps	12.44	12.51	12.52	14.00	21.66	21.71	21.74	22.50	20.66	20.70	20.50	21.50
AMR	12.2kbps	12.38	12.45	12.46	14.00	21.60	21.65	21.68	22.50	20.60	20.64	20.44	21.50
HSDPA	Sub 1	12.37	12.44	12.45	14.00	21.59	21.64	21.67	22.50	20.59	20.63	20.43	21.50
	Sub 2	11.39	11.46	11.47	13.00	20.61	20.66	20.69	21.50	19.61	19.65	19.45	20.50
	Sub 3	10.88	10.95	10.96	12.50	20.10	20.15	20.18	21.00	19.10	19.14	18.94	20.00
	Sub 4	10.87	10.94	10.95	12.50	20.09	20.14	20.17	21.00	19.09	19.13	18.93	20.00
HSUPA	Sub 1	10.86	10.93	10.94	12.50	20.08	20.13	20.16	21.00	19.08	19.12	18.92	20.00
	Sub 2	8.49	8.56	8.57	10.00	17.71	17.76	17.79	18.50	16.71	16.75	16.55	17.50
	Sub 3	8.84	8.91	9.08	10.50	18.06	18.11	18.30	19.00	17.06	17.10	17.06	18.00
	Sub 4	8.44	8.51	8.55	10.00	17.66	17.71	17.77	18.50	16.66	16.70	16.53	17.50
	Sub 5	10.92	10.99	11.00	12.50	20.14	20.19	20.22	21.00	19.14	19.18	18.98	20.00
DC-HSDPA	Sub 1	12.41	12.44	12.45	14.00	21.63	21.64	21.67	22.50	20.63	20.63	20.43	21.50
	Sub 2	11.40	11.43	11.44	13.00	20.62	20.63	20.66	21.50	19.62	19.62	19.42	20.50
	Sub 3	10.95	10.98	10.99	12.50	20.17	20.18	20.21	21.00	19.17	19.17	18.97	20.00
	Sub 4	10.94	11.07	10.97	12.50	20.16	20.27	20.19	21.00	19.16	19.26	18.95	20.00

WCDMA		Band IV(dBm) (REC On+Left Head)				Band IV(dBm) (REC On+Right Head)				Band IV(dBm) (REC On+Left Head+Wi-Fi/BT)			
Tx Channel		1312	1413	1513	Tune-up	1312	1413	1513	Tune-up	1312	1413	1513	Tune-up
Frequency(MHz)		1712.4	1732.6	1752.6	Limit	1712.4	1732.6	1752.6	Limit	1712.4	1732.6	1752.6	Limit
RMC	12.2kbps	20.12	20.13	19.97	20.50	17.18	17.07	17.04	17.50	17.12	17.14	17.09	17.50
AMR	12.2kbps	20.06	20.07	19.91	20.50	17.12	17.01	16.98	17.50	17.06	17.08	17.03	17.50
HSDPA	Sub 1	20.05	20.06	19.90	20.50	17.11	17.00	16.97	17.50	17.05	17.07	17.02	17.50
	Sub 2	19.57	19.58	19.42	20.00	16.63	16.52	16.49	17.00	16.57	16.59	16.54	17.00
	Sub 3	18.56	18.57	18.41	19.00	15.62	15.51	15.48	16.00	15.56	15.58	15.53	16.00
	Sub 4	18.55	18.56	18.40	19.00	15.61	15.50	15.47	16.00	15.55	15.57	15.52	16.00
HSUPA	Sub 1	18.54	18.55	18.39	19.00	15.60	15.49	15.46	16.00	15.54	15.56	15.51	16.00
	Sub 2	16.17	16.18	16.02	16.50	13.23	13.12	13.09	13.50	13.17	13.19	13.14	13.50
	Sub 3	17.02	17.03	17.03	17.50	14.08	13.97	14.10	14.50	14.02	14.04	14.15	14.50
	Sub 4	16.12	16.13	16.00	16.50	13.18	13.07	13.07	13.50	13.12	13.14	13.12	13.50
	Sub 5	18.60	18.61	18.45	19.00	15.66	15.55	15.52	16.00	15.60	15.62	15.57	16.00
DC-HSDPA	Sub 1	20.09	20.06	19.90	20.50	17.15	17.00	16.97	17.50	17.09	17.07	17.02	17.50
	Sub 2	19.58	19.55	19.39	20.00	16.64	16.49	16.46	17.00	16.58	16.56	16.51	17.00



	Sub 3	18.63	18.60	18.44	19.00	15.69	15.54	15.51	16.00	15.63	15.61	15.56	16.00
	Sub 4	18.62	18.69	18.42	19.00	15.68	15.63	15.49	16.00	15.62	15.70	15.54	16.00
WCDMA		Band IV(dBm) (REC On+Right Head+Wi-Fi/BT)				Band IV(dBm) (REC Off)				Band IV(dBm) (REC Off+Wi-Fi/BT)			
Tx Channel		1312	1413	1513	Tune-up	1312	1413	1513	Tune-up	1312	1413	1513	Tune-up
Frequency(MHz)		1712.4	1732.6	1752.6	Limit	1712.4	1732.6	1752.6	Limit	1712.4	1732.6	1752.6	Limit
RMC	12.2kbps	14.99	14.81	14.22	15.00	24.16	24.03	24.02	24.50	21.08	21.11	20.97	21.50
AMR	12.2kbps	14.93	14.75	14.16	15.00	24.10	23.97	23.96	24.50	21.02	21.05	20.91	21.50
HSDPA	Sub 1	14.92	14.74	14.15	15.00	24.09	23.96	23.95	24.50	21.01	21.04	20.90	21.50
	Sub 2	14.44	14.26	13.67	14.50	23.61	23.48	23.47	24.00	20.53	20.56	20.42	21.00
	Sub 3	13.43	13.25	12.66	13.50	22.60	22.47	22.46	23.00	19.52	19.55	19.41	20.00
	Sub 4	13.42	13.24	12.65	13.50	22.59	22.46	22.45	23.00	19.51	19.54	19.40	20.00
HSUPA	Sub 1	13.41	13.23	12.64	13.50	22.58	22.45	22.44	23.00	19.50	19.53	19.39	20.00
	Sub 2	11.04	10.86	10.27	11.00	20.21	20.08	20.07	20.50	17.13	17.16	17.02	17.50
	Sub 3	11.89	11.71	11.28	12.00	21.06	20.93	21.08	21.50	17.98	18.01	18.03	18.50
	Sub 4	10.99	10.81	10.25	11.00	20.16	20.03	20.05	20.50	17.08	17.11	17.00	17.50
	Sub 5	13.47	13.29	12.70	13.50	22.64	22.51	22.50	23.00	19.56	19.59	19.45	20.00
DC-HSDPA	Sub 1	14.96	14.74	14.15	15.00	24.13	23.96	23.95	24.50	21.05	21.04	20.90	21.50
	Sub 2	14.45	14.23	13.64	14.50	23.62	23.45	23.44	24.00	20.54	20.53	20.39	21.00
	Sub 3	13.50	13.28	12.69	13.50	22.67	22.50	22.49	23.00	19.59	19.58	19.44	20.00
	Sub 4	13.49	13.37	12.67	13.50	22.66	22.59	22.47	23.00	19.58	19.67	19.42	20.00
WCDMA		Band V(dBm) (REC On+Left Head)				Band V(dBm) (REC On+Right Head)				Band V(dBm) (REC On+Left Head+Wi-Fi/BT)			
Tx Channel		4132	4183	4233	Tune-up	4132	4183	4233	Tune-up	4132	4183	4233	Tune-up
Frequency(MHz)		826.4	836.6	846.6	Limit	826.4	836.6	846.6	Limit	826.4	836.6	846.6	Limit
RMC	12.2kbps	19.48	19.53	19.56	20.50	18.95	19.07	19.06	20.00	16.52	16.57	16.59	17.50
AMR	12.2kbps	19.42	19.47	19.50	20.50	18.89	19.01	19.00	20.00	16.46	16.51	16.53	17.50
HSDPA	Sub 1	19.41	19.46	19.49	20.50	18.38	18.50	18.49	19.50	15.95	16.00	16.02	17.00
	Sub 2	18.93	18.98	19.01	20.00	17.90	18.02	18.01	19.00	15.47	15.52	15.54	16.50
	Sub 3	17.92	17.97	18.00	19.00	17.39	17.51	17.50	18.50	14.96	15.01	15.03	16.00
	Sub 4	17.91	17.96	17.99	19.00	17.38	17.50	17.49	18.50	14.95	15.00	15.02	16.00
HSUPA	Sub 1	17.90	17.95	17.98	19.00	17.87	17.99	17.98	19.00	15.44	15.49	15.51	16.50
	Sub 2	15.53	15.58	15.61	16.50	16.00	16.12	16.11	17.00	13.57	13.62	13.64	14.50
	Sub 3	16.38	16.43	16.62	17.50	15.85	15.97	16.12	17.00	13.42	13.47	13.65	14.50
	Sub 4	15.48	15.53	15.59	16.50	14.95	15.07	15.09	16.00	12.52	12.57	12.62	13.50
	Sub 5	17.96	18.01	18.04	19.00	17.93	18.05	18.04	19.00	15.50	15.55	15.57	16.50
DC-HSDPA	Sub 1	19.45	19.46	19.49	20.50	18.42	18.50	18.49	19.50	15.99	16.00	16.02	17.00
	Sub 2	18.94	18.95	18.98	20.00	17.91	17.99	17.98	19.00	15.48	15.49	15.51	16.50
	Sub 3	17.99	18.00	18.03	19.00	17.46	17.54	17.53	18.50	15.03	15.04	15.06	16.00
	Sub 4	17.98	18.09	18.01	19.00	17.45	17.63	17.51	18.50	15.02	15.13	15.04	16.00
WCDMA		Band V(dBm) (REC On+Right Head+Wi-Fi/BT)				Band V(dBm) (REC Off)				Band V(dBm) (REC Off+Wi-Fi/BT)			
Tx Channel		4132	4183	4233	Tune-up	4132	4183	4233	Tune-up	4132	4183	4233	Tune-up



Frequency(MHz)	826.4	836.6	846.6	Limit	826.4	836.6	846.6	Limit	826.4	836.6	846.6	Limit	
RMC	12.2kbps	15.96	16.08	16.06	17.00	23.08	23.12	23.07	24.00	20.04	20.09	20.06	21.00
AMR	12.2kbps	15.90	16.02	16.00	17.00	23.02	23.06	23.01	24.00	19.98	20.03	20.00	21.00
HSDPA	Sub 1	15.39	15.51	15.49	16.50	22.51	22.55	22.50	23.50	19.47	19.52	19.49	20.50
	Sub 2	14.91	15.03	15.01	16.00	22.03	22.07	22.02	23.00	18.99	19.04	19.01	20.00
	Sub 3	14.40	14.52	14.50	15.50	21.52	21.56	21.51	22.50	18.48	18.53	18.50	19.50
	Sub 4	14.39	14.51	14.49	15.50	21.51	21.55	21.50	22.50	18.47	18.52	18.49	19.50
HSUPA	Sub 1	14.88	15.00	14.98	16.00	22.00	22.04	21.99	23.00	18.96	19.01	18.98	20.00
	Sub 2	13.01	13.13	13.11	14.00	20.13	20.17	20.12	21.00	17.09	17.14	17.11	18.00
	Sub 3	12.86	12.98	13.12	14.00	19.98	20.02	20.13	21.00	16.94	16.99	17.12	18.00
	Sub 4	11.96	12.08	12.09	13.00	19.08	19.12	19.10	20.00	16.04	16.09	16.09	17.00
	Sub 5	14.94	15.06	15.04	16.00	22.06	22.10	22.05	23.00	19.02	19.07	19.04	20.00
DC-HSDPA	Sub 1	15.43	15.51	15.49	16.50	22.55	22.55	22.50	23.50	19.51	19.52	19.49	20.50
	Sub 2	14.92	15.00	14.98	16.00	22.04	22.04	21.99	23.00	19.00	19.01	18.98	20.00
	Sub 3	14.47	14.55	14.53	15.50	21.59	21.59	21.54	22.50	18.55	18.56	18.53	19.50
	Sub 4	14.46	14.64	14.51	15.50	21.58	21.68	21.52	22.50	18.54	18.65	18.51	19.50

Note: 1. Per KDB 941225 D01, SAR for Head / Hotspot / Body-worn exposure is measured using a 12.2 kbps AMR with TPC bits configured to all "1's".
 2. When the maximum output power and tune-up tolerance specified for production units in a secondary mode is $\leq \frac{1}{4}$ dB higher than the primary mode or when the highest reported SAR of the primary mode is scaled by the ratio of specified maximum output power and tune-up tolerance of secondary to primary mode and the adjusted SAR is ≤ 1.2 W/kg, SAR measurement is not required for the secondary mode.

Variant A
(Antenna 1)

WCDMA	Tx Channel	Band II(dBm) (REC On/Off, Hotspot Off)				Band II(dBm) (REC On/Off, Hotspot On)				Band II(dBm) (Hotspot Off+Sensor On)			
		9262	9400	9538	Tune-up	9262	9400	9538	Tune-up	9262	9400	9538	Tune-up
Frequency(MHz)		1852.4	1880	1907.6	Limit	1852.4	1880	1907.6	Limit	1852.4	1880	1907.6	Limit
RMC	12.2kbps	23.72	23.73	23.66	24.50	18.03	18.11	18.03	19.00	22.69	22.84	22.85	23.50
AMR	12.2kbps	23.65	23.65	23.58	24.50	17.95	18.04	17.99	19.00	22.60	22.79	22.72	23.50
HSDPA	Sub 1	23.19	23.15	23.07	24.00	17.47	17.60	17.52	18.50	22.14	22.24	22.20	23.00
	Sub 2	22.65	22.66	22.61	23.50	16.97	17.11	17.00	18.00	21.64	21.80	21.74	22.50
	Sub 3	22.16	22.14	22.06	23.00	16.43	16.57	16.53	17.50	21.10	21.30	21.22	22.00
	Sub 4	22.15	22.15	22.04	23.00	16.43	16.59	16.50	17.50	21.07	21.31	21.23	22.00
HSUPA	Sub 1	22.15	22.12	22.02	23.00	16.45	16.52	16.48	17.50	21.02	21.25	21.23	22.00
	Sub 2	19.31	19.28	19.14	20.00	13.56	13.66	13.60	14.50	18.16	18.40	18.37	19.00
	Sub 3	20.14	20.11	20.22	21.00	14.41	14.48	14.58	15.50	19.16	19.29	19.49	20.00
	Sub 4	19.24	19.21	19.17	20.00	13.53	13.61	13.60	14.50	18.22	18.42	18.42	19.00
	Sub 5	21.70	21.71	21.65	22.50	15.99	16.08	16.05	17.00	20.70	20.91	20.85	21.50
DC-HSDPA	Sub 1	23.23	23.11	23.08	24.00	17.51	17.60	17.50	18.50	22.20	22.30	22.30	23.00
	Sub 2	22.73	22.61	22.58	23.50	16.95	17.05	17.01	18.00	21.67	21.86	21.80	22.50
	Sub 3	22.25	22.19	22.09	23.00	16.51	16.63	16.59	17.50	21.19	21.32	21.24	22.00



Sub 4		22.23	22.26	22.13	23.00	16.49	16.66	16.53	17.50	21.11	21.41	21.28	22.00
WCDMA		Band IV(dBm) (REC On/Off, Hotspot Off)				Band IV(dBm) (REC On/Off, Hotspot On)				Band IV(dBm) (Hotspot Off+Sensor On)			
Tx Channel		1312	1413	1513	Tune-up	1312	1413	1513	Tune-up	1312	1413	1513	Tune-up
Frequency(MHz)		1712.4	1732.6	1752.6	Limit	1712.4	1732.6	1752.6	Limit	1712.4	1732.6	1752.6	Limit
RMC	12.2kbps	23.73	23.64	23.70	24.50	17.53	17.55	17.40	18.50	20.94	20.86	20.90	22.00
AMR	12.2kbps	23.57	23.73	23.75	24.50	17.40	17.47	17.46	18.50	20.89	20.86	20.68	22.00
HSDPA	Sub 1	23.07	22.98	23.12	24.00	16.98	16.99	16.89	18.00	20.31	20.26	20.29	21.50
	Sub 2	22.53	22.62	22.61	23.50	16.38	16.49	16.44	17.50	19.87	19.86	19.74	21.00
	Sub 3	22.08	22.04	22.11	23.00	16.03	15.95	15.94	17.00	19.31	19.30	19.25	20.50
	Sub 4	22.06	22.09	22.04	23.00	15.94	15.95	15.96	17.00	19.29	19.36	19.24	20.50
HSUPA	Sub 1	22.07	22.01	22.11	23.00	15.97	15.97	15.88	17.00	19.28	19.30	19.32	20.50
	Sub 2	19.22	19.22	19.21	20.00	13.13	13.08	13.06	14.00	16.33	16.45	16.32	17.50
	Sub 3	20.00	20.00	20.23	21.00	13.86	13.93	14.05	15.00	17.29	17.34	17.34	18.50
	Sub 4	19.10	19.12	19.19	20.00	12.99	13.05	12.96	14.00	16.45	16.31	16.42	17.50
	Sub 5	21.59	21.61	21.62	22.50	15.54	15.51	15.49	16.50	18.82	18.86	18.79	20.00
DC-HSDPA	Sub 1	23.05	23.01	23.05	24.00	16.94	16.99	16.85	18.00	20.41	20.29	20.35	21.50
	Sub 2	22.59	22.56	22.63	23.50	16.52	16.37	16.44	17.50	19.84	19.88	19.74	21.00
	Sub 3	22.10	22.13	22.15	23.00	15.98	16.02	15.95	17.00	19.47	19.29	19.40	20.50
	Sub 4	22.10	22.21	22.09	23.00	16.04	16.11	15.95	17.00	19.36	19.44	19.24	20.50
WCDMA		Band V(dBm) (REC On/Off, Hotspot Off)											
Tx Channel		4132			4183			4233			Tune-up Limit		
Frequency(MHz)		826.4			836.6			846.6					
RMC	12.2kbps	23.24			23.25			23.13			24.50		
AMR	12.2kbps	23.21			23.18			23.14			24.50		
HSDPA	Sub 1	22.65			22.71			22.64			24.00		
	Sub 2	22.19			22.19			22.14			23.50		
	Sub 3	21.71			21.67			21.64			23.00		
	Sub 4	21.72			21.64			21.61			23.00		
HSUPA	Sub 1	21.75			21.68			21.59			23.00		
	Sub 2	19.87			19.79			19.71			21.00		
	Sub 3	20.75			20.62			20.73			22.00		
	Sub 4	20.19			20.21			20.08			21.50		
	Sub 5	21.21			21.15			21.05			22.50		
DC-HSDPA	Sub 1	22.62			22.66			22.56			24.00		
	Sub 2	22.19			22.05			22.05			23.50		
	Sub 3	21.70			21.62			21.62			23.00		
	Sub 4	21.75			21.77			21.54			23.00		

Note: 1.Per KDB 941225 D01, SAR for Head / Hotspot / Body-worn exposure is measured using a 12.2 kbps AMR with TPC bits configured to all "1's".
 2. When the maximum output power and tune-up tolerance specified for production units in a secondary mode is ≤ ¼ dB higher than the primary mode or when the highest reported SAR of the primary mode is scaled by the ratio



of specified maximum output power and tune-up tolerance of secondary to primary mode and the adjusted SAR is ≤ 1.2 W/kg, SAR measurement is not required for the secondary mode.

Variant A
(Antenna 2)

WCDMA		Band II(dBm) (REC On+Left Head)				Band II(dBm) (REC On+Right Head)				Band II(dBm) (REC On+Left Head+Wi-Fi/BT)			
Tx Channel		9262	9400	9538	Tune-up	9262	9400	9538	Tune-up	9262	9400	9538	Tune-up
Frequency(MHz)		1852.4	1880	1907.6	Limit	1852.4	1880	1907.6	Limit	1852.4	1880	1907.6	Limit
RMC	12.2kbps	18.71	18.69	18.73	19.50	15.90	15.95	16.03	17.00	15.02	14.92	15.22	16.50
AMR	12.2kbps	18.62	18.62	18.68	19.50	15.80	15.96	16.01	17.00	15.01	14.93	15.09	16.50
HSDPA	Sub 1	18.64	18.60	18.60	19.50	15.86	15.88	15.99	17.00	14.94	14.85	15.16	16.50
	Sub 2	17.69	17.64	17.63	18.50	14.83	14.98	15.00	16.00	14.02	13.95	14.12	15.50
	Sub 3	17.11	17.17	17.13	18.00	14.36	14.41	14.51	15.50	13.44	13.38	13.64	15.00
	Sub 4	17.15	17.18	17.11	18.00	14.33	14.45	14.48	15.50	13.47	13.42	13.59	15.00
HSUPA	Sub 1	17.09	17.12	17.16	18.00	14.31	14.38	14.46	15.50	13.44	13.35	13.61	15.00
	Sub 2	14.77	14.82	14.75	15.50	11.97	12.07	12.13	13.00	11.05	11.04	11.22	12.50
	Sub 3	15.12	15.10	15.32	16.00	12.26	12.35	12.61	13.50	11.48	11.32	11.71	13.00
	Sub 4	14.67	14.49	14.76	15.50	11.88	12.00	12.10	13.00	11.04	10.97	11.26	12.50
	Sub 5	17.14	17.23	17.22	18.00	14.39	14.44	14.56	15.50	13.50	13.41	13.65	15.00
DC-HSDPA	Sub 1	18.70	18.59	18.60	19.50	15.86	15.92	15.94	17.00	15.02	14.89	15.15	16.50
	Sub 2	17.63	17.65	17.62	18.50	14.87	14.89	15.00	16.00	13.98	13.92	14.11	15.50
	Sub 3	17.18	17.22	17.15	18.00	14.39	14.47	14.52	15.50	13.57	13.41	13.68	15.00
	Sub 4	17.15	17.26	17.19	18.00	14.37	14.54	14.51	15.50	13.51	13.51	13.62	15.00
WCDMA		Band II(dBm) (REC On+Right Head+Wi-Fi/BT)				Band II(dBm) (REC Off)				Band II(dBm) (REC Off+Wi-Fi/BT)			
Tx Channel		9262	9400	9538	Tune-up	9262	9400	9538	Tune-up	9262	9400	9538	Tune-up
Frequency(MHz)		1852.4	1880	1907.6	Limit	1852.4	1880	1907.6	Limit	1852.4	1880	1907.6	Limit
RMC	12.2kbps	12.57	12.62	12.70	14.00	21.70	21.73	21.80	22.50	20.67	20.72	20.52	21.50
AMR	12.2kbps	12.56	12.63	12.57	14.00	21.62	21.69	21.73	22.50	20.62	20.67	20.52	21.50
HSDPA	Sub 1	12.49	12.55	12.64	14.00	21.65	21.65	21.69	22.50	20.60	20.67	20.49	21.50
	Sub 2	11.57	11.65	11.60	13.00	20.68	20.69	20.73	21.50	19.65	19.67	19.51	20.50
	Sub 3	10.99	11.08	11.12	12.50	20.12	20.21	20.20	21.00	19.12	19.18	18.99	20.00
	Sub 4	11.02	11.12	11.07	12.50	20.13	20.19	20.18	21.00	19.07	19.14	18.95	20.00
HSUPA	Sub 1	10.99	11.05	11.09	12.50	20.09	20.15	20.20	21.00	19.15	19.15	18.96	20.00
	Sub 2	8.60	8.74	8.70	10.00	17.74	17.80	17.84	18.50	16.79	16.78	16.59	17.50
	Sub 3	9.03	9.02	9.19	10.50	18.07	18.15	18.36	19.00	17.15	17.11	17.12	18.00
	Sub 4	8.59	8.67	8.74	10.00	17.70	17.73	17.83	18.50	16.68	16.76	16.55	17.50
	Sub 5	11.05	11.11	11.15	12.50	20.16	20.23	20.27	21.00	19.18	19.23	18.99	20.00
DC-HSDPA	Sub 1	12.52	12.62	12.58	14.00	21.69	21.62	21.69	22.50	20.64	20.65	20.47	21.50
	Sub 2	11.59	11.54	11.55	13.00	20.64	20.69	20.68	21.50	19.65	19.66	19.47	20.50
	Sub 3	11.10	11.14	11.18	12.50	20.21	20.23	20.22	21.00	19.19	19.23	18.99	20.00
	Sub 4	11.07	11.19	11.10	12.50	20.17	20.29	20.23	21.00	19.22	19.31	18.99	20.00



WCDMA		Band IV(dBm) (REC On+Left Head)				Band IV(dBm) (REC On+Right Head)				Band IV(dBm) (REC On+Left Head+Wi-Fi/BT)			
Tx Channel		1312	1413	1513	Tune-up	1312	1413	1513	Tune-up	1312	1413	1513	Tune-up
Frequency(MHz)		1712.4	1732.6	1752.6	Limit	1712.4	1732.6	1752.6	Limit	1712.4	1732.6	1752.6	Limit
RMC	12.2kbps	19.99	19.99	19.86	20.50	17.07	16.93	16.88	17.50	17.01	17.00	16.93	17.50
AMR	12.2kbps	19.94	19.85	19.77	20.50	16.93	16.79	16.90	17.50	16.87	16.86	16.95	17.50
HSDPA	Sub 1	19.89	19.90	19.70	20.50	17.01	16.84	16.74	17.50	16.95	16.91	16.79	17.50
	Sub 2	19.49	19.36	19.24	20.00	16.50	16.30	16.33	17.00	16.44	16.37	16.38	17.00
	Sub 3	18.37	18.45	18.22	19.00	15.49	15.39	15.30	16.00	15.43	15.46	15.35	16.00
	Sub 4	18.43	18.41	18.22	19.00	15.49	15.35	15.32	16.00	15.43	15.42	15.37	16.00
HSUPA	Sub 1	18.38	18.41	18.28	19.00	15.45	15.35	15.34	16.00	15.39	15.42	15.39	16.00
	Sub 2	16.03	16.05	15.83	16.50	13.15	12.99	12.95	13.50	13.09	13.06	13.00	13.50
	Sub 3	16.94	16.90	16.93	17.50	13.92	13.84	14.04	14.50	13.86	13.91	14.09	14.50
	Sub 4	15.97	15.74	15.85	16.50	13.01	12.68	12.90	13.50	12.95	12.75	12.95	13.50
	Sub 5	18.41	18.52	18.30	19.00	15.50	15.46	15.42	16.00	15.44	15.53	15.45	16.00
DC-HSDPA	Sub 1	19.99	19.85	19.75	20.50	17.03	16.79	16.75	17.50	17.02	16.83	16.85	17.50
	Sub 2	19.40	19.43	19.20	20.00	16.49	16.31	16.30	17.00	16.37	16.46	16.39	17.00
	Sub 3	18.48	18.47	18.26	19.00	15.50	15.44	15.31	16.00	15.46	15.48	15.34	16.00
	Sub 4	18.46	18.53	18.29	19.00	15.52	15.47	15.39	16.00	15.45	15.56	15.44	16.00
WCDMA		Band IV(dBm) (REC On+Right Head+Wi-Fi/BT)				Band IV(dBm) (REC Off)				Band IV(dBm) (REC Off+Wi-Fi/BT)			
Tx Channel		1312	1413	1513	Tune-up	1312	1413	1513	Tune-up	1312	1413	1513	Tune-up
Frequency(MHz)		1712.4	1732.6	1752.6	Limit	1712.4	1732.6	1752.6	Limit	1712.4	1732.6	1752.6	Limit
RMC	12.2kbps	14.90	14.60	14.07	15.00	24.07	23.83	23.93	24.50	20.94	20.97	20.85	21.50
AMR	12.2kbps	14.74	14.60	14.03	15.00	23.91	23.77	23.81	24.50	20.89	20.83	20.78	21.50
HSDPA	Sub 1	14.81	14.50	13.96	15.00	24.00	23.76	23.78	24.50	20.88	20.82	20.73	21.50
	Sub 2	14.32	14.10	13.47	14.50	23.47	23.28	23.27	24.00	20.40	20.35	20.23	21.00
	Sub 3	13.28	13.10	12.47	13.50	22.45	22.31	22.31	23.00	19.39	19.45	19.25	20.00
	Sub 4	13.29	13.15	12.44	13.50	22.44	22.31	22.26	23.00	19.36	19.39	19.21	20.00
HSUPA	Sub 1	13.25	13.06	12.56	13.50	22.44	22.32	22.33	23.00	19.37	19.35	19.24	20.00
	Sub 2	10.91	10.78	10.08	11.00	20.06	19.95	19.90	20.50	17.00	17.06	16.88	17.50
	Sub 3	11.74	11.58	11.17	12.00	20.98	20.75	20.95	21.50	17.89	17.82	17.91	18.50
	Sub 4	10.84	10.39	10.12	11.00	19.98	19.65	19.94	20.50	16.88	16.70	16.86	17.50
	Sub 5	13.27	13.19	12.56	13.50	22.49	22.37	22.36	23.00	19.42	19.51	19.34	20.00
DC-HSDPA	Sub 1	14.85	14.50	13.96	15.00	23.99	23.75	23.76	24.50	20.93	20.80	20.70	21.50
	Sub 2	14.29	14.12	13.49	14.50	23.49	23.32	23.29	24.00	20.40	20.39	20.25	21.00
	Sub 3	13.34	13.16	12.55	13.50	22.49	22.42	22.32	23.00	19.42	19.43	19.25	20.00
	Sub 4	13.29	13.22	12.52	13.50	22.50	22.39	22.34	23.00	19.35	19.48	19.28	20.00
WCDMA		Band V(dBm) (REC On+Left Head)				Band V(dBm) (REC On+Right Head)				Band V(dBm) (REC On+Left Head+Wi-Fi/BT)			
Tx Channel		4132	4183	4233	Tune-up	4132	4183	4233	Tune-up	4132	4183	4233	Tune-up
Frequency(MHz)		826.4	836.6	846.6	Limit	826.4	836.6	846.6	Limit	826.4	836.6	846.6	Limit



RMC	12.2kbps	19.67	19.65	19.78	20.50	19.11	19.16	19.22	20.00	16.69	16.67	16.76	17.50
AMR	12.2kbps	19.54	19.70	19.53	20.50	19.05	19.23	19.11	20.00	16.55	16.73	16.61	17.50
HSDPA	Sub 1	19.65	19.61	19.62	20.50	18.55	18.65	18.65	19.50	16.20	16.10	16.11	17.00
	Sub 2	18.97	19.20	19.25	20.00	17.99	18.19	18.18	19.00	15.55	15.70	15.77	16.50
	Sub 3	17.99	18.12	18.22	19.00	17.49	17.70	17.71	18.50	15.07	15.15	15.22	16.00
	Sub 4	17.99	18.10	18.03	19.00	17.52	17.63	17.58	18.50	15.02	15.16	15.09	16.00
HSUPA	Sub 1	18.06	18.14	18.19	19.00	18.00	18.15	18.16	19.00	15.65	15.62	15.66	16.50
	Sub 2	15.64	15.68	15.67	16.50	16.14	16.19	16.20	17.00	13.70	13.74	13.78	14.50
	Sub 3	16.61	16.52	16.83	17.50	15.99	16.11	16.30	17.00	13.57	13.55	13.80	14.50
	Sub 4	15.49	15.80	15.74	16.50	15.04	15.29	15.23	16.00	12.62	12.77	12.81	13.50
	Sub 5	18.12	18.15	18.12	19.00	18.10	18.21	18.16	19.00	15.66	15.71	15.71	16.50
DC-HSDPA	Sub 1	19.65	19.49	19.65	20.50	18.57	18.57	18.64	19.50	16.14	16.07	16.18	17.00
	Sub 2	19.10	19.17	19.20	20.00	18.06	18.19	18.17	19.00	15.60	15.67	15.71	16.50
	Sub 3	18.12	18.04	18.13	19.00	17.59	17.63	17.62	18.50	15.20	15.10	15.20	16.00
	Sub 4	18.00	18.28	18.22	19.00	17.53	17.83	17.71	18.50	15.09	15.30	15.19	16.00
WCDMA		Band V(dBm) (REC On+Right Head+Wi-Fi/BT)				Band V(dBm) (REC Off)				Band V(dBm) (REC Off+Wi-Fi/BT)			
Tx Channel		4132	4183	4233	Tune-up	4132	4183	4233	Tune-up	4132	4183	4233	Tune-up
Frequency(MHz)		826.4	836.6	846.6	Limit	826.4	836.6	846.6	Limit	826.4	836.6	846.6	Limit
RMC	12.2kbps	16.14	16.21	16.19	17.00	23.27	23.21	23.22	24.00	20.21	20.18	20.26	21.00
AMR	12.2kbps	16.04	16.19	16.13	17.00	23.11	23.28	23.13	24.00	20.14	20.25	20.06	21.00
HSDPA	Sub 1	15.63	15.61	15.63	16.50	22.75	22.65	22.64	23.50	19.65	19.62	19.66	20.50
	Sub 2	14.97	15.24	15.20	16.00	22.09	22.28	22.21	23.00	19.10	19.25	19.18	20.00
	Sub 3	14.55	14.67	14.71	15.50	21.67	21.71	21.72	22.50	18.57	18.68	18.70	19.50
	Sub 4	14.50	14.67	14.58	15.50	21.62	21.71	21.59	22.50	18.58	18.68	18.55	19.50
HSUPA	Sub 1	15.04	15.14	15.16	16.00	22.16	22.18	22.17	23.00	19.11	19.15	19.17	20.00
	Sub 2	13.13	13.24	13.17	14.00	20.28	20.31	20.25	21.00	17.18	17.28	17.19	18.00
	Sub 3	13.04	13.07	13.32	14.00	20.11	20.09	20.30	21.00	17.15	17.06	17.25	18.00
	Sub 4	12.03	12.29	12.27	13.00	19.15	19.33	19.28	20.00	16.13	16.30	16.29	17.00
	Sub 5	15.09	15.16	15.18	16.00	22.21	22.20	22.19	23.00	19.14	19.17	19.13	20.00
DC-HSDPA	Sub 1	15.61	15.62	15.61	16.50	22.73	22.66	22.62	23.50	19.71	19.63	19.68	20.50
	Sub 2	15.07	15.15	15.19	16.00	22.19	22.19	22.20	23.00	19.12	19.22	19.16	20.00
	Sub 3	14.61	14.65	14.64	15.50	21.73	21.69	21.65	22.50	18.73	18.63	18.66	19.50
	Sub 4	14.55	14.79	14.73	15.50	21.63	21.84	21.72	22.50	18.59	18.81	18.68	19.50

Note: 1. Per KDB 941225 D01, SAR for Head / Hotspot / Body-worn exposure is measured using a 12.2 kbps AMR with TPC bits configured to all "1's".

2. When the maximum output power and tune-up tolerance specified for production units in a secondary mode is $\leq \frac{1}{4}$ dB higher than the primary mode or when the highest reported SAR of the primary mode is scaled by the ratio of specified maximum output power and tune-up tolerance of secondary to primary mode and the adjusted SAR is ≤ 1.2 W/kg, SAR measurement is not required for the secondary mode.

9.3 LTE Mode

UE Power Class: 3 (23 +/- 2dBm). The allowed Maximum Power Reduction (MPR) for the maximum output power due to higher order modulation and transmit bandwidth configuration (resource blocks) is specified in Table 6.2.3-1 of the 3GPP TS36.101.

Table 6.2.3-1: Maximum Power Reduction (MPR) for Power Class 3

Modulation	Channel bandwidth / Transmission bandwidth (N _{RB})						MPR (dB)
	1.4 MHz	3.0 MHz	5 MHz	10 MHz	15 MHz	20 MHz	
QPSK	> 5	> 4	> 8	> 12	> 16	> 18	≤ 1
16 QAM	≤ 5	≤ 4	≤ 8	≤ 12	≤ 16	≤ 18	≤ 1
16 QAM	> 5	> 4	> 8	> 12	> 16	> 18	≤ 2
64 QAM	≤ 5	≤ 4	≤ 8	≤ 12	≤ 16	≤ 18	≤ 2
64 QAM	> 5	> 4	> 8	> 12	> 16	> 18	≤ 3

9.3.1 LTE Single Carrier

Original

(Antenna 1)

LTE FDD Band 2 (Hotspot Off)				Conducted Power(dBm)			
Bandwidth	Modulation	RB size	RB offset	Channel/Frequency (MHz)			Tune-up Limit
				18607/1850.7	18900/1880	19193/1909.3	
1.4MHz	QPSK	1	0	23.72	23.81	23.76	24.00
		1	2	23.56	23.77	23.56	24.00
		1	5	23.75	23.70	23.70	24.00
		3	0	23.71	23.84	23.76	24.00
		3	2	23.62	23.72	23.58	24.00
		3	3	23.64	23.71	23.69	24.00
		6	0	22.59	22.70	22.74	23.00
	16QAM	1	0	22.69	22.82	22.73	23.00
		1	2	22.56	22.62	22.65	23.00
		1	5	22.77	22.90	22.79	23.00
		3	0	22.47	22.60	21.55	23.00
		3	2	22.62	22.55	22.63	23.00
		3	3	22.51	22.64	22.63	23.00
		6	0	21.70	21.68	21.71	22.00
	64QAM	1	0	22.40	22.21	22.12	22.50
		1	2	22.35	22.06	22.01	22.50
		1	5	22.34	22.12	22.07	22.50
		3	0	21.69	21.68	22.20	22.50
		3	2	21.60	21.62	22.32	22.50
		3	3	21.68	21.74	22.23	22.50
		6	0	20.67	20.83	21.38	21.50



Bandwidth	Modulation	RB size	RB offset	Channel/Frequency (MHz)			Tune-up Limit
				18615/1851.5	18900/1880	19185/1908.5	
3MHz	QPSK	1	0	23.74	23.85	23.79	24.00
		1	7	23.59	23.82	23.60	24.00
		1	14	23.78	23.75	23.74	24.00
		8	0	22.81	22.96	22.89	23.00
		8	4	22.74	22.82	22.70	23.00
		8	7	22.74	22.82	22.79	23.00
		15	0	22.62	22.74	22.77	23.00
	16QAM	1	0	22.72	22.84	22.76	23.00
		1	7	22.59	22.67	22.69	23.00
		1	14	22.79	22.94	22.82	23.00
		8	0	21.58	21.73	20.67	22.00
		8	4	21.73	21.68	21.75	22.00
		8	7	21.61	21.76	21.76	22.00
		15	0	21.73	21.72	21.74	22.00
	64QAM	1	0	22.43	22.23	22.15	22.50
		1	7	22.38	22.11	22.05	22.50
		1	14	22.36	22.16	22.10	22.50
		8	0	20.80	20.81	21.32	21.50
		8	4	20.71	20.75	21.44	21.50
		8	7	20.78	20.86	21.36	21.50
		15	0	20.70	20.87	21.41	21.50
Bandwidth	Modulation	RB size	RB offset	Channel/Frequency (MHz)			Tune-up Limit
5MHz	QPSK	1	0	23.71	23.83	23.75	24.00
		1	13	23.57	23.78	23.57	24.00
		1	24	23.75	23.70	23.70	24.00
		12	0	22.78	22.91	22.85	23.00
		12	6	22.72	22.78	22.65	23.00
		12	13	22.72	22.80	22.75	23.00
		25	0	22.60	22.73	22.75	23.00
	16QAM	1	0	22.69	22.80	22.73	23.00
		1	13	22.56	22.65	22.66	23.00
		1	24	22.76	22.92	22.78	23.00
		12	0	21.56	21.69	20.64	22.00
		12	6	21.70	21.63	21.71	22.00
		12	13	21.58	21.71	21.72	22.00
		25	0	21.71	21.68	21.69	22.00
	64QAM	1	0	22.40	22.19	22.12	22.50
		1	13	22.35	22.09	22.02	22.50
		1	24	22.33	22.14	22.06	22.50
		12	0	20.78	20.77	21.29	21.50



Bandwidth	Modulation	RB size	RB offset	Channel/Frequency (MHz)			Tune-up Limit
				18650/1855	18900/1880	19150/1905	
10MHz	QPSK	12	6	20.68	20.70	21.40	21.50
		12	13	20.75	20.81	21.32	21.50
		25	0	20.68	20.83	21.36	21.50
		1	0	23.73	23.84	23.78	24.00
		1	25	23.60	23.83	23.61	24.00
		1	49	23.77	23.74	23.73	24.00
		25	0	22.81	22.96	22.89	23.00
	16QAM	25	13	22.75	22.83	22.69	23.00
		25	25	22.74	22.84	22.80	23.00
		50	0	22.68	22.75	22.79	23.00
		1	0	22.71	22.83	22.75	23.00
		1	25	22.59	22.69	22.69	23.00
		1	49	22.79	22.94	22.81	23.00
		25	0	21.59	21.74	20.68	22.00
	64QAM	25	13	21.72	21.67	21.74	22.00
		25	25	21.61	21.76	21.76	22.00
		50	0	21.74	21.73	21.73	22.00
		1	0	22.42	22.22	22.14	22.50
		1	25	22.38	22.13	22.05	22.50
		1	49	22.36	22.16	22.09	22.50
		25	0	20.81	20.82	21.33	21.50
15MHz	QPSK	25	13	20.70	20.74	21.43	21.50
		25	25	20.78	20.86	21.36	21.50
		50	0	20.71	20.88	21.40	21.50
		1	0	23.72	23.80	23.76	24.00
		1	38	23.58	23.82	23.58	24.00
		1	74	23.74	23.69	23.69	24.00
		36	0	22.79	22.92	22.86	23.00
	16QAM	36	18	22.72	22.78	22.65	23.00
		36	39	22.71	22.81	22.76	23.00
		75	0	22.66	22.71	22.74	23.00
		1	0	22.66	22.81	22.73	23.00
		1	38	22.57	22.66	22.67	23.00
		1	74	22.76	22.90	22.78	23.00
		36	0	21.56	21.72	20.65	22.00
	64QAM	36	18	21.69	21.62	21.70	22.00
		36	39	21.59	21.72	21.73	22.00
		75	0	21.71	21.68	21.69	22.00



Bandwidth	Modulation	RB size	RB offset	Channel/Frequency (MHz)			Tune-up Limit
				18700/1860	18900/1880	19100/1900	
		1	38	22.36	22.10	22.03	22.50
		1	74	22.33	22.12	22.06	22.50
		36	0	20.78	20.80	21.30	21.50
		36	18	20.67	20.69	21.39	21.50
		36	39	20.76	20.82	21.33	21.50
		75	0	20.68	20.83	21.36	21.50
20MHz	QPSK	1	0	23.69	23.76	23.73	24.00
		1	50	23.57	23.78	23.56	24.00
		1	99	23.72	23.68	23.66	24.00
		50	0	22.76	22.87	22.82	23.00
		50	25	22.70	22.74	22.62	23.00
		50	50	22.68	22.76	22.72	23.00
		100	0	22.63	22.66	22.70	23.00
	16QAM	1	0	22.64	22.77	22.68	23.00
		1	50	22.53	22.64	22.63	23.00
		1	99	22.74	22.87	22.76	23.00
		50	0	21.53	21.68	20.62	22.00
		50	25	21.66	21.60	21.67	22.00
		50	50	21.56	21.67	21.69	22.00
		100	0	21.69	21.64	21.66	22.00
	64QAM	1	0	22.35	22.16	22.07	22.50
		1	50	22.32	22.08	21.99	22.50
		1	99	22.31	22.09	22.04	22.50
		50	0	20.75	20.76	21.27	21.50
		50	25	20.64	20.67	21.36	21.50
		50	50	20.73	20.77	21.29	21.50
		100	0	20.66	20.79	21.33	21.50

LTE FDD Band 2 (Hotspot On)				Conducted Power(dBm)			
Bandwidth	Modulation	RB size	RB offset	Channel/Frequency (MHz)			Tune-up Limit
				18607/1850.7	18900/1880	19193/1909.3	
1.4MHz	QPSK	1	0	18.85	18.81	18.81	19.00
		1	2	18.59	18.87	18.69	19.00
		1	5	18.70	18.62	18.72	19.00
		3	0	18.72	18.86	18.77	19.00
		3	2	18.71	18.80	18.80	19.00
		3	3	18.79	18.78	18.74	19.00
		6	0	18.69	18.77	18.70	19.00
	16QAM	1	0	18.72	18.80	18.72	19.00
		1	2	18.76	18.82	18.61	19.00



		1	5	18.79	18.72	18.62	19.00
		3	0	18.77	18.67	18.77	19.00
		3	2	18.65	18.77	18.73	19.00
		3	3	18.67	18.78	18.75	19.00
		6	0	18.73	18.77	18.72	19.00
	64QAM	1	0	18.89	18.72	18.78	19.00
		1	2	18.59	18.57	18.67	19.00
		1	5	18.74	18.66	18.64	19.00
		3	0	18.72	18.68	18.63	19.00
		3	2	18.66	18.72	18.74	19.00
		3	3	18.66	18.69	18.69	19.00
		6	0	18.65	18.75	18.75	19.00
	Bandwidth	Modulation	RB size	RB offset	Channel/Frequency (MHz)		
18615/1851.5					18900/1880	19185/1908.5	
3MHz	QPSK	1	0	18.82	18.77	18.78	19.00
		1	7	18.58	18.83	18.67	19.00
		1	14	18.68	18.61	18.69	19.00
		8	0	18.69	18.81	18.73	19.00
		8	4	18.69	18.76	18.77	19.00
		8	7	18.76	18.73	18.70	19.00
		15	0	18.66	18.72	18.66	19.00
	16QAM	1	0	18.70	18.76	18.67	19.00
		1	7	18.72	18.80	18.57	19.00
		1	14	18.77	18.69	18.60	19.00
		8	0	18.74	18.63	18.74	19.00
		8	4	18.62	18.75	18.70	19.00
		8	7	18.64	18.73	18.71	19.00
		15	0	18.71	18.73	18.69	19.00
	64QAM	1	0	18.87	18.68	18.73	19.00
		1	7	18.55	18.55	18.63	19.00
		1	14	18.72	18.63	18.62	19.00
		8	0	18.69	18.64	18.60	19.00
		8	4	18.63	18.70	18.71	19.00
		8	7	18.63	18.64	18.65	19.00
		15	0	18.63	18.71	18.72	19.00
Bandwidth	Modulation	RB size	RB offset	Channel/Frequency (MHz)			Tune-up Limit
				18625/1852.5	18900/1880	19175/1907.5	
5MHz	QPSK	1	0	18.79	18.75	18.74	19.00
		1	13	18.56	18.79	18.64	19.00
		1	24	18.65	18.56	18.65	19.00
		12	0	18.66	18.76	18.69	19.00
		12	6	18.67	18.72	18.72	19.00
		12	13	18.74	18.71	18.66	19.00



	16QAM	25	0	18.64	18.71	18.64	19.00
		1	0	18.67	18.72	18.64	19.00
		1	13	18.69	18.78	18.54	19.00
		1	24	18.74	18.67	18.56	19.00
		12	0	18.72	18.59	18.71	19.00
		12	6	18.59	18.70	18.66	19.00
		12	13	18.61	18.68	18.67	19.00
		25	0	18.69	18.69	18.64	19.00
	64QAM	1	0	18.84	18.64	18.70	19.00
		1	13	18.52	18.53	18.60	19.00
		1	24	18.69	18.61	18.58	19.00
		12	0	18.67	18.60	18.57	19.00
		12	6	18.60	18.65	18.67	19.00
		12	13	18.60	18.59	18.61	19.00
25		0	18.61	18.67	18.67	19.00	
Bandwidth	Modulation	RB size	RB offset	Channel/Frequency (MHz)			Tune-up Limit
				18650/1855	18900/1880	19150/1905	
10MHz	QPSK	1	0	18.81	18.76	18.77	19.00
		1	25	18.59	18.84	18.68	19.00
		1	49	18.67	18.60	18.68	19.00
		25	0	18.69	18.81	18.73	19.00
		25	13	18.70	18.77	18.76	19.00
		25	25	18.76	18.75	18.71	19.00
		50	0	18.72	18.73	18.68	19.00
	16QAM	1	0	18.69	18.75	18.66	19.00
		1	25	18.72	18.82	18.57	19.00
		1	49	18.77	18.69	18.59	19.00
		25	0	18.75	18.64	18.75	19.00
		25	13	18.61	18.74	18.69	19.00
		25	25	18.64	18.73	18.71	19.00
		50	0	18.72	18.74	18.68	19.00
	64QAM	1	0	18.86	18.67	18.72	19.00
		1	25	18.55	18.57	18.63	19.00
		1	49	18.72	18.63	18.61	19.00
		25	0	18.70	18.65	18.61	19.00
		25	13	18.62	18.69	18.70	19.00
		25	25	18.63	18.64	18.65	19.00
		50	0	18.64	18.72	18.71	19.00
Bandwidth	Modulation	RB size	RB offset	Channel/Frequency (MHz)			Tune-up Limit
				18675/1857.5	18900/1880	19125/1902.5	
15MHz	QPSK	1	0	18.80	18.72	18.75	19.00
		1	38	18.57	18.83	18.65	19.00
		1	74	18.64	18.55	18.64	19.00



		36	0	18.67	18.77	18.70	19.00	
		36	18	18.67	18.72	18.72	19.00	
		36	39	18.73	18.72	18.67	19.00	
		75	0	18.70	18.69	18.63	19.00	
	16QAM	1	0	18.64	18.73	18.64	19.00	
		1	38	18.70	18.79	18.55	19.00	
		1	74	18.74	18.65	18.56	19.00	
		36	0	18.72	18.62	18.72	19.00	
		36	18	18.58	18.69	18.65	19.00	
		36	39	18.62	18.69	18.68	19.00	
		75	0	18.69	18.69	18.64	19.00	
	64QAM	1	0	18.81	18.65	18.70	19.00	
		1	38	18.53	18.54	18.61	19.00	
		1	74	18.69	18.59	18.58	19.00	
		36	0	18.67	18.63	18.58	19.00	
		36	18	18.59	18.64	18.66	19.00	
		36	39	18.61	18.60	18.62	19.00	
		75	0	18.61	18.67	18.67	19.00	
	Bandwidth	Modulation	RB size	RB offset	Channel/Frequency (MHz)			Tune-up Limit
					18700/1860	18900/1880	19100/1900	
	20MHz	QPSK	1	0	18.77	18.68	18.72	19.00
1			50	18.56	18.79	18.63	19.00	
1			99	18.62	18.54	18.61	19.00	
50			0	18.64	18.72	18.66	19.00	
50			25	18.65	18.68	18.69	19.00	
50			50	18.70	18.67	18.63	19.00	
100			0	18.67	18.64	18.59	19.00	
16QAM		1	0	18.62	18.69	18.59	19.00	
		1	50	18.66	18.77	18.51	19.00	
		1	99	18.72	18.62	18.54	19.00	
		50	0	18.69	18.58	18.69	19.00	
		50	25	18.55	18.67	18.62	19.00	
		50	50	18.59	18.64	18.64	19.00	
		100	0	18.67	18.65	18.61	19.00	
64QAM		1	0	18.79	18.61	18.65	19.00	
		1	50	18.49	18.52	18.57	19.00	
		1	99	18.67	18.56	18.56	19.00	
		50	0	18.64	18.59	18.55	19.00	
		50	25	18.56	18.62	18.63	19.00	
		50	50	18.58	18.55	18.58	19.00	
		100	0	18.59	18.63	18.64	19.00	



LTE FDD Band 2 (Hotspot Off+Sensor On)				Conducted Power(dBm)			
Bandwidth	Modulation	RB size	RB offset	Channel/Frequency (MHz)			Tune-up Limit
				18607/1850.7	18900/1880	19193/1909.3	
1.4MHz	QPSK	1	0	22.60	22.61	22.55	23.00
		1	2	22.41	22.59	22.47	23.00
		1	5	22.59	22.51	22.48	23.00
		3	0	22.58	22.75	22.59	23.00
		3	2	22.54	22.64	22.58	23.00
		3	3	22.57	22.57	22.65	23.00
		6	0	22.54	22.59	22.61	23.00
	16QAM	1	0	22.47	22.51	22.52	23.00
		1	2	22.29	22.56	22.53	23.00
		1	5	22.42	22.47	22.49	23.00
		3	0	22.48	22.46	22.62	23.00
		3	2	22.47	22.43	22.55	23.00
		3	3	22.43	22.52	22.48	23.00
		6	0	21.36	21.59	21.58	22.00
	64QAM	1	0	22.11	22.18	22.13	22.50
		1	2	22.24	22.04	22.28	22.50
		1	5	22.12	22.10	22.21	22.50
		3	0	22.17	22.13	22.12	22.50
		3	2	22.12	22.08	22.14	22.50
		3	3	22.09	22.14	22.18	22.50
		6	0	21.21	21.28	21.28	21.50
Bandwidth	Modulation	RB size	RB offset	Channel/Frequency (MHz)			Tune-up Limit
				18615/1851.5	18900/1880	19185/1908.5	
3MHz	QPSK	1	0	22.62	22.65	22.58	23.00
		1	7	22.44	22.64	22.51	23.00
		1	14	22.62	22.56	22.52	23.00
		8	0	22.58	22.77	22.62	23.00
		8	4	22.56	22.64	22.60	23.00
		8	7	22.57	22.58	22.65	23.00
		15	0	22.57	22.63	22.64	23.00
	16QAM	1	0	22.50	22.53	22.55	23.00
		1	7	22.32	22.61	22.57	23.00
		1	14	22.44	22.51	22.52	23.00
		8	0	21.59	21.59	21.74	22.00
		8	4	21.58	21.56	21.67	22.00
		8	7	21.53	21.64	21.61	22.00
		15	0	21.39	21.63	21.61	22.00
	64QAM	1	0	22.14	22.20	22.16	22.50
		1	7	22.17	21.99	22.22	22.50



Bandwidth	Modulation	RB size	RB offset	Channel/Frequency (MHz)			Tune-up Limit	
				18625/1852.5	18900/1880	19175/1907.5		
		1	14	22.04	22.04	22.24	22.50	
		8	0	21.18	21.16	21.14	21.50	
		8	4	21.13	21.11	21.16	21.50	
		8	7	21.09	21.16	21.21	21.50	
		15	0	21.14	21.22	21.21	21.50	
5MHz	QPSK	1	0	22.59	22.63	22.54	23.00	
		1	13	22.42	22.60	22.48	23.00	
		1	24	22.59	22.51	22.48	23.00	
		12	0	22.55	22.72	22.58	23.00	
		12	6	22.54	22.60	22.55	23.00	
		12	13	22.55	22.56	22.61	23.00	
		25	0	22.55	22.62	22.62	23.00	
	16QAM	1	0	22.47	22.49	22.52	23.00	
		1	13	22.29	22.59	22.54	23.00	
		1	24	22.41	22.49	22.48	23.00	
		12	0	21.57	21.55	21.71	22.00	
		12	6	21.55	21.51	21.63	22.00	
		12	13	21.50	21.59	21.57	22.00	
		25	0	21.37	21.59	21.56	22.00	
	64QAM	1	0	22.11	22.16	22.13	22.50	
		1	13	22.24	22.07	22.29	22.50	
		1	24	22.11	22.12	22.30	22.50	
		12	0	21.26	21.22	21.21	21.50	
		12	6	21.20	21.16	21.22	21.50	
		12	13	21.16	21.21	21.27	21.50	
		25	0	21.22	21.28	21.26	21.50	
	Bandwidth	Modulation	RB size	RB offset	Channel/Frequency (MHz)			Tune-up Limit
					18650/1855	18900/1880	19150/1905	
	10MHz	QPSK	1	0	22.61	22.64	22.57	23.00
1			25	22.45	22.65	22.52	23.00	
1			49	22.61	22.55	22.51	23.00	
25			0	22.58	22.77	22.62	23.00	
25			13	22.57	22.65	22.59	23.00	
25			25	22.57	22.60	22.66	23.00	
50			0	22.63	22.64	22.66	23.00	
16QAM		1	0	22.49	22.52	22.54	23.00	
		1	25	22.32	22.63	22.57	23.00	
		1	49	22.44	22.51	22.51	23.00	
		25	0	21.60	21.60	21.75	22.00	
		25	13	21.57	21.55	21.66	22.00	
		25	25	21.53	21.64	21.61	22.00	



	64QAM	50	0	21.40	21.64	21.60	22.00	
		1	0	22.13	22.19	22.15	22.50	
		1	25	22.17	22.01	22.22	22.50	
		1	49	22.04	22.04	22.23	22.50	
		25	0	21.19	21.17	21.15	21.50	
		25	13	21.12	21.10	21.15	21.50	
		25	25	21.09	21.16	21.21	21.50	
		50	0	21.15	21.23	21.20	21.50	
Bandwidth	Modulation	RB size	RB offset	Channel/Frequency (MHz)			Tune-up Limit	
				18675/1857.5	18900/1880	19125/1902.5		
15MHz	QPSK	1	0	22.60	22.60	22.55	23.00	
		1	38	22.43	22.64	22.49	23.00	
		1	74	22.58	22.50	22.47	23.00	
		36	0	22.56	22.73	22.59	23.00	
		36	18	22.54	22.60	22.55	23.00	
		36	39	22.54	22.57	22.62	23.00	
		75	0	22.61	22.60	22.61	23.00	
	16QAM	1	0	22.44	22.50	22.52	23.00	
		1	38	22.30	22.60	22.55	23.00	
		1	74	22.41	22.47	22.48	23.00	
		36	0	21.57	21.58	21.72	22.00	
		36	18	21.54	21.50	21.62	22.00	
		36	39	21.51	21.60	21.58	22.00	
		75	0	21.37	21.59	21.56	22.00	
	64QAM	1	0	22.08	22.17	22.13	22.50	
		1	38	22.25	22.08	22.30	22.50	
		1	74	22.11	22.10	22.30	22.50	
		36	0	21.26	21.25	21.22	21.50	
		36	18	21.19	21.15	21.21	21.50	
		36	39	21.17	21.22	21.28	21.50	
		75	0	21.22	21.28	21.26	21.50	
	Bandwidth	Modulation	RB size	RB offset	Channel/Frequency (MHz)			Tune-up Limit
					18700/1860	18900/1880	19100/1900	
	20MHz	QPSK	1	0	22.57	22.56	22.52	23.00
1			50	22.42	22.60	22.47	23.00	
1			99	22.56	22.49	22.44	23.00	
50			0	22.53	22.68	22.55	23.00	
50			25	22.52	22.56	22.52	23.00	
50			50	22.51	22.52	22.58	23.00	
100			0	22.58	22.55	22.57	23.00	
16QAM		1	0	22.42	22.46	22.47	23.00	
		1	50	22.26	22.58	22.51	23.00	
		1	99	22.39	22.44	22.46	23.00	



		50	0	21.54	21.54	21.69	22.00
		50	25	21.51	21.48	21.59	22.00
		50	50	21.48	21.55	21.54	22.00
		100	0	21.35	21.55	21.53	22.00
	64QAM	1	0	22.06	22.13	22.08	22.50
		1	50	22.21	22.06	22.26	22.50
		1	99	22.09	22.07	22.28	22.50
		50	0	21.23	21.21	21.19	21.50
		50	25	21.16	21.13	21.18	21.50
		50	50	21.14	21.17	21.24	21.50
	100	0	21.20	21.24	21.23	21.50	

LTE FDD Band 4 (Hotspot Off)				Conducted Power(dBm)			
Bandwidth	Modulation	RB size	RB offset	Channel/Frequency (MHz)			Tune-up Limit
				19957/1710.7	20175/1732.5	20393/1754.3	
1.4MHz	QPSK	1	0	23.66	23.63	23.57	24.00
		1	2	23.53	23.42	23.43	24.00
		1	5	23.31	23.28	23.44	24.00
		3	0	23.44	23.44	23.35	24.00
		3	2	23.32	23.35	23.39	24.00
		3	3	23.33	23.30	23.50	24.00
		6	0	22.49	22.41	22.45	23.00
	16QAM	1	0	22.77	22.66	22.84	23.00
		1	2	22.58	22.36	22.59	23.00
		1	5	22.58	22.40	22.54	23.00
		3	0	22.45	22.29	22.14	23.00
		3	2	22.38	22.29	22.05	23.00
		3	3	22.30	22.26	21.96	23.00
		6	0	21.19	21.24	20.96	22.00
	64QAM	1	0	22.02	22.18	22.09	22.50
		1	2	21.94	22.27	21.99	22.50
		1	5	21.96	21.91	21.86	22.50
		3	0	21.61	21.49	21.52	22.50
		3	2	21.43	21.42	21.43	22.50
		3	3	21.46	21.35	21.39	22.50
		6	0	20.58	20.60	20.56	21.00
Bandwidth	Modulation	RB size	RB offset	Channel/Frequency (MHz)			Tune-up Limit
				19965/1711.5	20175/1732.5	20385/1753.5	
3MHz	QPSK	1	0	23.68	23.67	23.60	24.00
		1	7	23.56	23.47	23.47	24.00
		1	14	23.34	23.33	23.48	24.00
		8	0	22.54	22.56	22.48	23.00



		8	4	22.44	22.45	22.51	23.00	
		8	7	22.43	22.41	22.60	23.00	
		15	0	22.52	22.45	22.48	23.00	
	16QAM		1	0	22.80	22.68	22.87	23.00
			1	7	22.61	22.41	22.63	23.00
			1	14	22.60	22.44	22.57	23.00
			8	0	21.56	21.42	21.26	22.00
			8	4	21.49	21.42	21.17	22.00
			8	7	21.40	21.38	21.09	22.00
	64QAM		15	0	21.22	21.28	20.99	22.00
			1	0	22.05	22.20	22.12	22.50
			1	7	21.97	22.32	22.03	22.50
			1	14	21.98	21.95	21.89	22.50
			8	0	20.72	20.62	20.64	21.00
			8	4	20.54	20.55	20.55	21.00
8			7	20.56	20.47	20.52	21.00	
		15	0	20.61	20.64	20.59	21.00	
Bandwidth	Modulation	RB size	RB offset	Channel/Frequency (MHz)			Tune-up Limit	
				19975/1712.5	20175/1732.5	20375/1752.5		
5MHz	QPSK	1	0	23.65	23.65	23.56	24.00	
		1	13	23.54	23.43	23.44	24.00	
		1	24	23.31	23.28	23.44	24.00	
		12	0	22.51	22.51	22.44	23.00	
		12	6	22.42	22.41	22.46	23.00	
		12	13	22.41	22.39	22.56	23.00	
		25	0	22.50	22.44	22.46	23.00	
	16QAM		1	0	22.77	22.64	22.84	23.00
			1	13	22.58	22.39	22.60	23.00
			1	24	22.57	22.42	22.53	23.00
			12	0	21.54	21.38	21.23	22.00
			12	6	21.46	21.37	21.13	22.00
			12	13	21.37	21.33	21.05	22.00
			25	0	21.20	21.24	20.94	22.00
	64QAM		1	0	22.02	22.16	22.09	22.50
			1	13	21.94	22.30	22.00	22.50
			1	24	21.95	21.93	21.85	22.50
			12	0	20.70	20.58	20.61	21.00
			12	6	20.51	20.50	20.51	21.00
			12	13	20.53	20.42	20.48	21.00
			25	0	20.59	20.60	20.54	21.00
Bandwidth	Modulation	RB size	RB offset	Channel/Frequency (MHz)			Tune-up Limit	
				20000/1715	20175/1732.5	20350/1750		
10MHz	QPSK	1	0	23.67	23.66	23.59	24.00	



		1	25	23.57	23.48	23.48	24.00	
		1	49	23.33	23.32	23.47	24.00	
		25	0	22.54	22.56	22.48	23.00	
		25	13	22.45	22.46	22.50	23.00	
		25	25	22.43	22.43	22.61	23.00	
		50	0	22.58	22.46	22.50	23.00	
	16QAM	1	0	22.79	22.67	22.86	23.00	
		1	25	22.61	22.43	22.63	23.00	
		1	49	22.60	22.44	22.56	23.00	
		25	0	21.57	21.43	21.27	22.00	
		25	13	21.48	21.41	21.16	22.00	
		25	25	21.40	21.38	21.09	22.00	
	64QAM	50	0	21.23	21.29	20.98	22.00	
		1	0	22.04	22.19	22.11	22.50	
		1	25	21.97	22.34	22.03	22.50	
		1	49	21.98	21.95	21.88	22.50	
		25	0	20.73	20.63	20.65	21.00	
		25	13	20.53	20.54	20.54	21.00	
		25	25	20.56	20.47	20.52	21.00	
		50	0	20.62	20.65	20.58	21.00	
		Bandwidth	Modulation	RB size	RB offset	Channel/Frequency (MHz)		
20025/1717.5						20175/1732.5	20325/1747.5	
15MHz		QPSK	1	0	23.66	23.62	23.57	24.00
			1	38	23.55	23.47	23.45	24.00
	1		74	23.30	23.27	23.43	24.00	
	36		0	22.52	22.52	22.45	23.00	
	36		18	22.42	22.41	22.46	23.00	
	36		39	22.40	22.40	22.57	23.00	
	16QAM	75	0	22.56	22.42	22.45	23.00	
		1	0	22.74	22.65	22.84	23.00	
		1	38	22.59	22.40	22.61	23.00	
		1	74	22.57	22.40	22.53	23.00	
		36	0	21.54	21.41	21.24	22.00	
		36	18	21.45	21.36	21.12	22.00	
	64QAM	36	39	21.38	21.34	21.06	22.00	
		75	0	21.20	21.24	20.94	22.00	
		1	0	21.99	22.17	22.09	22.50	
		1	38	21.95	22.31	22.01	22.50	
		1	74	21.95	21.91	21.85	22.50	
		36	0	20.70	20.61	20.62	21.00	
		36	18	20.50	20.49	20.50	21.00	
		36	39	20.54	20.43	20.49	21.00	
		75	0	20.59	20.60	20.54	21.00	



Bandwidth	Modulation	RB size	RB offset	Channel/Frequency (MHz)			Tune-up Limit
				20050/1720	20175/1732.5	20300/1745	
20MHz	QPSK	1	0	23.63	23.58	23.54	24.00
		1	50	23.54	23.43	23.43	24.00
		1	99	23.28	23.26	23.40	24.00
		50	0	22.49	22.47	22.41	23.00
		50	25	22.40	22.37	22.43	23.00
		50	50	22.37	22.35	22.53	23.00
		100	0	22.52	22.37	22.41	23.00
	16QAM	1	0	22.72	22.61	22.79	23.00
		1	50	22.55	22.38	22.57	23.00
		1	99	22.55	22.37	22.51	23.00
		50	0	21.51	21.37	21.21	22.00
		50	25	21.42	21.34	21.09	22.00
		50	50	21.35	21.29	21.02	22.00
		100	0	21.18	21.20	20.91	22.00
	64QAM	1	0	21.97	22.13	22.04	22.50
		1	50	21.91	22.29	21.97	22.50
		1	99	21.93	21.88	21.83	22.50
		50	0	20.67	20.57	20.59	21.00
		50	25	20.47	20.47	20.47	21.00
		50	50	20.51	20.38	20.45	21.00
		100	0	20.57	20.56	20.51	21.00

LTE FDD Band 4 (Hotspot On)				Conducted Power(dBm)			
Bandwidth	Modulation	RB size	RB offset	Channel/Frequency (MHz)			Tune-up Limit
				19957/1710.7	20175/1732.5	20393/1754.3	
1.4MHz	QPSK	1	0	18.40	18.22	18.24	18.50
		1	2	18.07	18.15	18.04	18.50
		1	5	18.03	18.04	18.00	18.50
		3	0	18.11	18.12	18.05	18.50
		3	2	18.05	18.05	18.02	18.50
		3	3	17.95	17.99	18.18	18.50
		6	0	18.00	18.05	18.04	18.50
	16QAM	1	0	18.29	18.34	18.26	18.50
		1	2	18.14	17.96	18.22	18.50
		1	5	18.24	17.96	18.12	18.50
		3	0	18.10	18.03	18.08	18.50
		3	2	18.05	18.01	17.93	18.50
		3	3	17.89	17.89	17.92	18.50
		6	0	17.97	17.97	17.90	18.50
	64QAM	1	0	18.15	18.20	18.12	18.50



Bandwidth	Modulation	RB size	RB offset	Channel/Frequency (MHz)			Tune-up Limit	
				19965/1711.5	20175/1732.5	20385/1753.5		
		1	2	17.89	17.71	17.97	18.50	
		1	5	18.07	17.79	17.95	18.50	
		3	0	17.91	17.84	17.89	18.50	
		3	2	17.98	17.94	17.86	18.50	
		3	3	17.91	17.91	17.94	18.50	
		6	0	17.94	17.94	17.87	18.50	
3MHz	QPSK	1	0	18.38	18.19	18.22	18.50	
		1	7	18.05	18.10	18.01	18.50	
		1	14	18.02	18.04	17.98	18.50	
		8	0	18.08	18.07	18.01	18.50	
		8	4	18.02	18.00	18.00	18.50	
		8	7	17.92	17.92	18.13	18.50	
		15	0	17.91	17.99	17.98	18.50	
	16QAM	1	0	18.28	18.31	18.22	18.50	
		1	7	18.10	17.92	18.18	18.50	
		1	14	18.22	17.93	18.11	18.50	
		8	0	18.06	17.98	18.04	18.50	
		8	4	18.03	18.00	17.91	18.50	
		8	7	17.86	17.84	17.88	18.50	
		15	0	17.94	17.92	17.88	18.50	
	64QAM	1	0	18.14	18.17	18.08	18.50	
		1	7	17.85	17.67	17.93	18.50	
		1	14	18.05	17.76	17.94	18.50	
		8	0	17.87	17.79	17.85	18.50	
		8	4	17.96	17.93	17.84	18.50	
		8	7	17.88	17.86	17.90	18.50	
		15	0	17.91	17.89	17.85	18.50	
	Bandwidth	Modulation	RB size	RB offset	Channel/Frequency (MHz)			Tune-up Limit
					19975/1712.5	20175/1732.5	20375/1752.5	
	5MHz	QPSK	1	0	18.35	18.17	18.18	18.50
1			13	18.03	18.06	17.98	18.50	
1			24	17.99	17.99	17.94	18.50	
12			0	18.05	18.02	17.97	18.50	
12			6	18.00	17.96	17.95	18.50	
12			13	17.90	17.90	18.09	18.50	
25			0	17.89	17.98	17.96	18.50	
16QAM		1	0	18.25	18.27	18.19	18.50	
		1	13	18.07	17.90	18.15	18.50	
		1	24	18.19	17.91	18.07	18.50	
		12	0	18.04	17.94	18.01	18.50	
		12	6	18.00	17.95	17.87	18.50	



Bandwidth	Modulation	RB size	RB offset	Channel/Frequency (MHz)			Tune-up Limit
				20000/1715	20175/1732.5	20350/1750	
	64QAM	12	13	17.83	17.79	17.84	18.50
		25	0	17.92	17.88	17.83	18.50
		1	0	18.11	18.13	18.05	18.50
		1	13	17.82	17.65	17.90	18.50
		1	24	18.02	17.74	17.90	18.50
		12	0	17.85	17.75	17.82	18.50
		12	6	17.93	17.88	17.80	18.50
		12	13	17.85	17.81	17.86	18.50
		25	0	17.89	17.85	17.80	18.50
10MHz	QPSK	1	0	18.37	18.18	18.21	18.50
		1	25	18.06	18.11	18.02	18.50
		1	49	18.01	18.03	17.97	18.50
		25	0	18.08	18.07	18.01	18.50
		25	13	18.03	18.01	17.99	18.50
		25	25	17.92	17.94	18.14	18.50
		50	0	17.97	18.00	18.00	18.50
	16QAM	1	0	18.27	18.30	18.21	18.50
		1	25	18.10	17.94	18.18	18.50
		1	49	18.22	17.93	18.10	18.50
		25	0	18.07	17.99	18.05	18.50
		25	13	18.02	17.99	17.90	18.50
		25	25	17.86	17.84	17.88	18.50
		50	0	17.95	17.93	17.87	18.50
	64QAM	1	0	18.13	18.16	18.07	18.50
		1	25	17.85	17.69	17.93	18.50
		1	49	18.05	17.76	17.93	18.50
		25	0	17.88	17.80	17.86	18.50
		25	13	17.95	17.92	17.83	18.50
		25	25	17.88	17.86	17.90	18.50
		50	0	17.92	17.90	17.84	18.50
Bandwidth	Modulation	RB size	RB offset	Channel/Frequency (MHz)			Tune-up Limit
				20025/1717.5	20175/1732.5	20325/1747.5	
15MHz	QPSK	1	0	18.36	18.14	18.19	18.50
		1	38	18.04	18.10	17.99	18.50
		1	74	17.98	17.98	17.93	18.50
		36	0	18.06	18.03	17.98	18.50
		36	18	18.00	17.96	17.95	18.50
		36	39	17.89	17.91	18.10	18.50
		75	0	17.95	17.96	17.95	18.50
	16QAM	1	0	18.22	18.28	18.19	18.50
		1	38	18.08	17.91	18.16	18.50



Bandwidth	Modulation	RB size	RB offset	Channel/Frequency (MHz)			Tune-up Limit	
				20050/1720	20175/1732.5	20300/1745		
		1	74	18.19	17.89	18.07	18.50	
		36	0	18.04	17.97	18.02	18.50	
		36	18	17.99	17.94	17.86	18.50	
		36	39	17.84	17.80	17.85	18.50	
		75	0	17.92	17.88	17.83	18.50	
	64QAM	1	0	18.08	18.14	18.05	18.50	
		1	38	17.83	17.66	17.91	18.50	
		1	74	18.02	17.72	17.90	18.50	
		36	0	17.85	17.78	17.83	18.50	
		36	18	17.92	17.87	17.79	18.50	
		36	39	17.86	17.82	17.87	18.50	
		75	0	17.89	17.85	17.80	18.50	
	20MHz	QPSK	1	0	18.33	18.10	18.16	18.50
			1	50	18.03	18.06	17.97	18.50
1			99	17.96	17.97	17.90	18.50	
50			0	18.03	17.98	17.94	18.50	
50			25	17.98	17.92	17.92	18.50	
50			50	17.86	17.86	18.06	18.50	
100			0	17.92	17.91	17.91	18.50	
16QAM		1	0	18.20	18.24	18.14	18.50	
		1	50	18.04	17.89	18.12	18.50	
		1	99	18.17	17.86	18.05	18.50	
		50	0	18.01	17.93	17.99	18.50	
		50	25	17.96	17.92	17.83	18.50	
		50	50	17.81	17.75	17.81	18.50	
		100	0	17.90	17.84	17.80	18.50	
64QAM		1	0	18.06	18.10	18.00	18.50	
		1	50	17.79	17.64	17.87	18.50	
		1	99	18.00	17.69	17.88	18.50	
		50	0	17.82	17.74	17.80	18.50	
		50	25	17.89	17.85	17.76	18.50	
		50	50	17.83	17.77	17.83	18.50	
		100	0	17.87	17.81	17.77	18.50	

LTE FDD Band 4 (Hotspot Off+Sensor On)				Conducted Power(dBm)			
Bandwidth	Modulation	RB size	RB offset	Channel/Frequency (MHz)			Tune-up Limit
				19957/1710.7	20175/1732.5	20393/1754.3	
1.4MHz	QPSK	1	0	21.45	21.43	21.37	22.00
		1	2	21.23	21.36	21.29	22.00
		1	5	21.28	21.35	21.31	22.00



		3	0	21.33	21.31	21.29	22.00	
		3	2	21.24	21.22	21.33	22.00	
		3	3	21.19	21.15	21.39	22.00	
		6	0	21.34	21.38	21.33	22.00	
	16QAM	1	0	21.32	21.54	21.33	22.00	
		1	2	21.28	21.55	21.34	22.00	
		1	5	21.49	21.43	21.18	22.00	
		3	0	21.25	21.22	21.30	22.00	
		3	2	21.18	21.17	21.32	22.00	
		3	3	21.19	21.23	21.22	22.00	
		6	0	21.14	21.31	21.17	22.00	
	64QAM	1	0	21.23	21.17	21.16	22.00	
		1	2	21.12	21.05	21.13	22.00	
		1	5	21.13	21.07	21.06	22.00	
		3	0	21.05	21.11	21.02	22.00	
		3	2	21.00	21.09	21.04	22.00	
		3	3	21.04	21.07	21.01	22.00	
		6	0	20.78	20.88	20.66	21.00	
	Bandwidth	Modulation	RB size	RB offset	Channel/Frequency (MHz)			Tune-up Limit
					19965/1711.5	20175/1732.5	20385/1753.5	
	3MHz	QPSK	1	0	21.43	21.40	21.35	22.00
1			7	21.21	21.31	21.26	22.00	
1			14	21.27	21.35	21.29	22.00	
8			0	21.30	21.26	21.25	22.00	
8			4	21.21	21.17	21.31	22.00	
8			7	21.16	21.08	21.34	22.00	
15			0	21.25	21.32	21.27	22.00	
16QAM		1	0	21.31	21.51	21.29	22.00	
		1	7	21.24	21.51	21.30	22.00	
		1	14	21.47	21.40	21.17	22.00	
		8	0	21.21	21.17	21.26	22.00	
		8	4	21.16	21.16	21.30	22.00	
		8	7	21.16	21.18	21.18	22.00	
		15	0	21.11	21.26	21.15	22.00	
64QAM		1	0	21.22	21.14	21.12	22.00	
		1	7	21.08	21.01	21.09	22.00	
		1	14	21.11	21.04	21.05	22.00	
		8	0	20.73	20.80	20.71	21.00	
		8	4	20.68	20.80	20.73	21.00	
		8	7	20.71	20.74	20.70	21.00	
		15	0	20.75	20.83	20.64	21.00	



Bandwidth	Modulation	RB size	RB offset	Channel/Frequency (MHz)			Tune-up Limit
				19975/1712.5	20175/1732.5	20375/1752.5	
5MHz	QPSK	1	0	21.40	21.38	21.31	22.00
		1	13	21.19	21.27	21.23	22.00
		1	24	21.24	21.30	21.25	22.00
		12	0	21.27	21.21	21.21	22.00
		12	6	21.19	21.13	21.26	22.00
		12	13	21.14	21.06	21.30	22.00
		25	0	21.23	21.31	21.25	22.00
	16QAM	1	0	21.28	21.47	21.26	22.00
		1	13	21.21	21.49	21.27	22.00
		1	24	21.44	21.38	21.13	22.00
		12	0	21.19	21.13	21.23	22.00
		12	6	21.13	21.11	21.26	22.00
		12	13	21.13	21.13	21.14	22.00
		25	0	21.09	21.22	21.10	22.00
	64QAM	1	0	21.19	21.10	21.09	22.00
		1	13	21.05	20.99	21.06	22.00
		1	24	21.08	21.02	21.01	22.00
		12	0	20.71	20.76	20.68	21.00
		12	6	20.65	20.75	20.69	21.00
		12	13	20.68	20.69	20.66	21.00
		25	0	20.73	20.79	20.59	21.00
Bandwidth	Modulation	RB size	RB offset	Channel/Frequency (MHz)			Tune-up Limit
				20000/1715	20175/1732.5	20350/1750	
10MHz	QPSK	1	0	21.42	21.39	21.34	22.00
		1	25	21.22	21.32	21.27	22.00
		1	49	21.26	21.34	21.28	22.00
		25	0	21.30	21.26	21.25	22.00
		25	13	21.22	21.18	21.30	22.00
		25	25	21.16	21.10	21.35	22.00
		50	0	21.31	21.33	21.29	22.00
	16QAM	1	0	21.30	21.50	21.28	22.00
		1	25	21.24	21.53	21.30	22.00
		1	49	21.47	21.40	21.16	22.00
		25	0	21.22	21.18	21.27	22.00
		25	13	21.15	21.15	21.29	22.00
		25	25	21.16	21.18	21.18	22.00
		50	0	21.12	21.27	21.14	22.00
	64QAM	1	0	21.21	21.13	21.11	22.00
		1	25	21.08	21.03	21.09	22.00
		1	49	21.11	21.04	21.04	22.00
		25	0	20.74	20.81	20.72	21.00



Bandwidth	Modulation	RB size	RB offset	Channel/Frequency (MHz)			Tune-up Limit
				20025/1717.5	20175/1732.5	20325/1747.5	
15MHz	QPSK	25	13	20.67	20.79	20.72	21.00
		25	25	20.71	20.74	20.70	21.00
		50	0	20.76	20.84	20.63	21.00
		1	0	21.41	21.35	21.32	22.00
		1	38	21.20	21.31	21.24	22.00
		1	74	21.23	21.29	21.24	22.00
		36	0	21.28	21.22	21.22	22.00
	36	18	21.19	21.13	21.26	22.00	
	36	39	21.13	21.07	21.31	22.00	
	75	0	21.29	21.29	21.24	22.00	
	16QAM	1	0	21.25	21.48	21.26	22.00
		1	38	21.22	21.50	21.28	22.00
		1	74	21.44	21.36	21.13	22.00
		36	0	21.19	21.16	21.24	22.00
		36	18	21.12	21.10	21.25	22.00
		36	39	21.14	21.14	21.15	22.00
		75	0	21.09	21.22	21.10	22.00
	64QAM	1	0	21.16	21.11	21.09	22.00
		1	38	21.06	21.00	21.07	22.00
		1	74	21.08	21.00	21.01	22.00
		36	0	20.71	20.79	20.69	21.00
36		18	20.64	20.74	20.68	21.00	
36		39	20.69	20.70	20.67	21.00	
75		0	20.73	20.79	20.59	21.00	
Bandwidth	Modulation	RB size	RB offset	Channel/Frequency (MHz)			Tune-up Limit
				20050/1720	20175/1732.5	20300/1745	
20MHz	QPSK	1	0	21.38	21.31	21.29	22.00
		1	50	21.19	21.27	21.22	22.00
		1	99	21.21	21.28	21.21	22.00
		50	0	21.25	21.17	21.18	22.00
		50	25	21.17	21.09	21.23	22.00
		50	50	21.10	21.02	21.27	22.00
		100	0	21.26	21.24	21.20	22.00
	16QAM	1	0	21.23	21.44	21.21	22.00
		1	50	21.18	21.48	21.24	22.00
		1	99	21.42	21.33	21.11	22.00
		50	0	21.16	21.12	21.21	22.00
		50	25	21.09	21.08	21.22	22.00
		50	50	21.11	21.09	21.11	22.00
		100	0	21.07	21.18	21.07	22.00
	64QAM	1	0	21.14	21.07	21.04	22.00



		1	50	21.02	20.98	21.03	22.00
		1	99	21.06	20.97	20.99	22.00
		50	0	20.68	20.75	20.66	21.00
		50	25	20.61	20.72	20.65	21.00
		50	50	20.66	20.65	20.63	21.00
		100	0	20.71	20.75	20.56	21.00

LTE FDD Band 5				Conducted Power(dBm)			
Bandwidth	Modulation	RB size	RB offset	Channel/Frequency (MHz)			Tune-up Limit
				20407/824.7	20525/836.5	20643/848.3	
1.4MHz	QPSK	1	0	23.16	23.10	23.07	24.00
		1	2	23.13	22.96	23.02	24.00
		1	5	23.04	23.10	23.09	24.00
		3	0	23.09	23.11	23.01	24.00
		3	2	23.07	23.15	23.08	24.00
		3	3	22.98	23.10	22.98	24.00
		6	0	21.97	22.07	22.07	23.00
	16QAM	1	0	22.15	22.23	22.28	23.00
		1	2	22.08	22.02	22.23	23.00
		1	5	22.06	22.09	22.18	23.00
		3	0	21.88	21.91	21.89	23.00
		3	2	21.94	21.93	21.93	23.00
		3	3	21.96	21.93	21.99	23.00
		6	0	21.06	20.99	20.98	22.00
	64QAM	1	0	22.18	22.09	22.02	22.50
		1	2	21.93	21.79	21.70	22.50
		1	5	21.88	22.18	22.05	22.50
		3	0	21.62	21.68	21.56	22.50
		3	2	21.60	21.69	21.64	22.50
		3	3	21.60	21.70	21.68	22.50
		6	0	20.73	20.81	20.69	21.00
Bandwidth	Modulation	RB size	RB offset	Channel/Frequency (MHz)			Tune-up Limit
				20415/825.5	20525/836.5	20635/847.5	
3MHz	QPSK	1	0	23.17	23.13	23.09	24.00
		1	7	23.17	23.02	23.07	24.00
		1	14	23.06	23.14	23.12	24.00
		8	0	22.19	22.23	22.14	23.00
		8	4	22.20	22.26	22.19	23.00
		8	7	22.08	22.23	22.09	23.00
		15	0	22.06	22.12	22.12	23.00
	16QAM	1	0	22.17	22.24	22.30	23.00
		1	7	22.11	22.09	22.27	23.00
		1	14	22.08	22.13	22.20	23.00



	64QAM	8	0	21.00	21.05	21.02	22.00
		8	4	21.04	21.05	21.04	22.00
		8	7	21.06	21.05	21.12	22.00
		15	0	21.10	21.04	21.00	22.00
		1	0	22.20	22.10	22.04	22.50
		1	7	21.96	21.86	21.74	22.50
		1	14	21.90	22.22	22.07	22.50
		8	0	20.74	20.82	20.69	21.00
		8	4	20.70	20.81	20.75	21.00
		8	7	20.70	20.82	20.81	21.00
15	0	20.77	20.86	20.71	21.00		
Bandwidth	Modulation	RB size	RB offset	Channel/Frequency (MHz)			Tune-up Limit
				20425/826.5	20525/836.5	20625/846.5	
5MHz	QPSK	1	0	23.16	23.09	23.07	24.00
		1	13	23.15	23.01	23.04	24.00
		1	24	23.03	23.09	23.08	24.00
		12	0	22.17	22.19	22.11	23.00
		12	6	22.17	22.21	22.15	23.00
		12	13	22.05	22.20	22.05	23.00
		25	0	22.04	22.08	22.07	23.00
	16QAM	1	0	22.12	22.22	22.28	23.00
		1	13	22.09	22.06	22.25	23.00
		1	24	22.05	22.09	22.17	23.00
		12	0	20.97	21.03	20.99	22.00
		12	6	21.01	21.00	21.00	22.00
		12	13	21.04	21.01	21.09	22.00
		25	0	21.07	20.99	20.96	22.00
	64QAM	1	0	22.15	22.08	22.02	22.50
		1	13	21.94	21.83	21.72	22.50
		1	24	21.87	22.18	22.04	22.50
		12	0	20.71	20.80	20.66	21.00
		12	6	20.67	20.76	20.71	21.00
		12	13	20.68	20.78	20.78	21.00
		25	0	20.74	20.81	20.67	21.00
Bandwidth	Modulation	RB size	RB offset	Channel/Frequency (MHz)			Tune-up Limit
				20450/829	20525/836.5	20600/844	
10MHz	QPSK	1	0	23.13	23.05	23.04	24.00
		1	25	23.14	22.97	23.02	24.00
		1	49	23.01	23.08	23.05	24.00
		25	0	22.14	22.14	22.07	23.00
		25	13	22.15	22.17	22.12	23.00
		25	25	22.02	22.15	22.01	23.00
		50	0	22.01	22.03	22.02	23.00



	16QAM	1	0	22.10	22.18	22.23	23.00
		1	25	22.05	22.04	22.21	23.00
		1	49	22.03	22.06	22.15	23.00
		25	0	20.94	20.99	20.96	22.00
		25	13	20.98	20.98	20.97	22.00
		25	25	21.01	20.96	21.05	22.00
		50	0	21.05	20.95	20.93	22.00
	64QAM	1	0	22.13	22.04	21.97	22.50
		1	25	21.90	21.81	21.68	22.50
		1	49	21.85	22.15	22.02	22.50
		25	0	20.68	20.76	20.63	21.00
		25	13	20.64	20.74	20.68	21.00
		25	25	20.65	20.73	20.74	21.00
		50	0	20.72	20.77	20.64	21.00

LTE FDD Band 7 (Hotspot Off)				Conducted Power(dBm)			Tune-up Limit
Bandwidth	Modulation	RB size	RB offset	Channel/Frequency (MHz)			
				20775/2502.5	21100/2535	21425/2567.5	
5MHz	QPSK	1	0	23.63	23.62	23.41	24.00
		1	13	23.58	23.41	23.29	24.00
		1	24	23.62	23.48	23.45	24.00
		12	0	22.56	22.51	22.42	23.00
		12	6	22.51	22.50	22.36	23.00
		12	13	22.56	22.48	22.48	23.00
		25	0	22.51	22.57	22.47	23.00
	16QAM	1	0	22.56	22.91	22.71	23.00
		1	13	22.51	22.74	22.41	23.00
		1	24	22.69	22.79	22.64	23.00
		12	0	21.51	21.44	21.47	22.00
		12	6	21.45	21.40	21.33	22.00
		12	13	21.47	21.42	21.53	22.00
		25	0	21.50	21.48	21.27	22.00
	64QAM	1	0	21.72	21.94	21.99	22.00
		1	13	21.67	21.86	21.56	22.00
		1	24	21.83	21.85	21.79	22.00
		12	0	20.73	20.65	20.46	21.00
		12	6	20.66	20.75	20.56	21.00
		12	13	20.55	20.67	20.52	21.00
		25	0	20.65	20.75	20.57	21.00
Bandwidth	Modulation	RB size	RB offset	Channel/Frequency (MHz)			Tune-up Limit
10MHz	QPSK	1	0	20800/2505	21100/2535	21400/2565	



		1	25	23.61	23.46	23.33	24.00	
		1	49	23.64	23.52	23.48	24.00	
		25	0	22.59	22.56	22.46	23.00	
		25	13	22.54	22.55	22.40	23.00	
		25	25	22.58	22.52	22.53	23.00	
		50	0	22.59	22.59	22.51	23.00	
	16QAM	1	0	22.58	22.94	22.73	23.00	
		1	25	22.54	22.78	22.44	23.00	
		1	49	22.72	22.81	22.67	23.00	
		25	0	21.54	21.49	21.51	22.00	
		25	13	21.47	21.44	21.36	22.00	
		25	25	21.50	21.47	21.57	22.00	
	64QAM	50	0	21.53	21.53	21.31	22.00	
		1	0	21.74	21.97	22.01	22.00	
		1	25	21.70	21.90	21.59	22.00	
		1	49	21.86	21.87	21.82	22.00	
		25	0	20.76	20.70	20.50	21.00	
		25	13	20.68	20.79	20.59	21.00	
		25	25	20.58	20.72	20.56	21.00	
		50	0	20.68	20.80	20.61	21.00	
		Bandwidth	Modulation	RB size	RB offset	Channel/Frequency (MHz)		
20825/2507.5						21100/2535	21375/2562.5	
15MHz		QPSK	1	0	23.64	23.59	23.42	24.00
			1	38	23.59	23.45	23.30	24.00
	1		74	23.61	23.47	23.44	24.00	
	36		0	22.57	22.52	22.43	23.00	
	36		18	22.51	22.50	22.36	23.00	
	36		39	22.55	22.49	22.49	23.00	
	75		0	22.57	22.55	22.46	23.00	
	16QAM	1	0	22.53	22.92	22.71	23.00	
		1	38	22.52	22.75	22.42	23.00	
		1	74	22.69	22.77	22.64	23.00	
		36	0	21.51	21.47	21.48	22.00	
		36	18	21.44	21.39	21.32	22.00	
		36	39	21.48	21.43	21.54	22.00	
		75	0	21.50	21.48	21.27	22.00	
	64QAM	1	0	21.69	21.95	21.99	22.00	
		1	38	21.68	21.87	21.57	22.00	
		1	74	21.83	21.83	21.79	22.00	
		36	0	20.73	20.68	20.47	21.00	
		36	18	20.65	20.74	20.55	21.00	
		36	39	20.56	20.68	20.53	21.00	
		75	0	20.65	20.75	20.57	21.00	



Bandwidth	Modulation	RB size	RB offset	Channel/Frequency (MHz)			Tune-up Limit
				20850/2510	21100/2535	21350/2560	
20MHz	QPSK	1	0	23.61	23.55	23.39	24.00
		1	50	23.58	23.41	23.28	24.00
		1	99	23.59	23.46	23.41	24.00
		50	0	22.54	22.47	22.39	23.00
		50	25	22.49	22.46	22.33	23.00
		50	50	22.52	22.44	22.45	23.00
		100	0	22.54	22.50	22.42	23.00
	16QAM	1	0	22.51	22.88	22.66	23.00
		1	50	22.48	22.73	22.38	23.00
		1	99	22.67	22.74	22.62	23.00
		50	0	21.48	21.43	21.45	22.00
		50	25	21.41	21.37	21.29	22.00
		50	50	21.45	21.38	21.50	22.00
		100	0	21.48	21.44	21.24	22.00
	64QAM	1	0	21.67	21.91	21.94	22.00
		1	50	21.64	21.85	21.53	22.00
		1	99	21.81	21.80	21.77	22.00
		50	0	20.70	20.64	20.44	21.00
		50	25	20.62	20.72	20.52	21.00
		50	50	20.53	20.63	20.49	21.00
		100	0	20.63	20.71	20.54	21.00

LTE FDD Band 7 (Hotspot On)				Conducted Power(dBm)			Tune-up Limit
Bandwidth	Modulation	RB size	RB offset	Channel/Frequency (MHz)			
				20775/2502.5	21100/2535	21425/2567.5	
5MHz	QPSK	1	0	22.35	22.40	22.36	23.00
		1	13	22.40	22.23	22.23	23.00
		1	24	22.44	22.29	22.40	23.00
		12	0	22.50	22.39	22.35	23.00
		12	6	22.45	22.35	22.31	23.00
		12	13	22.39	22.40	22.25	23.00
		25	0	22.54	22.41	22.35	23.00
	16QAM	1	0	22.26	22.40	22.29	23.00
		1	13	22.29	22.27	22.30	23.00
		1	24	22.24	22.44	22.26	23.00
		12	0	21.56	21.49	21.46	22.00
		12	6	21.53	21.53	21.49	22.00
		12	13	21.48	21.45	21.45	22.00
		25	0	21.47	21.56	21.51	22.00
	64QAM	1	0	21.51	21.65	21.62	22.00



Bandwidth	Modulation	RB size	RB offset	Channel/Frequency (MHz)			Tune-up Limit	
				20800/2505	21100/2535	21400/2565		
		1	13	21.69	21.67	21.62	22.00	
		1	24	21.53	21.73	21.64	22.00	
		12	0	20.69	20.62	20.50	21.00	
		12	6	20.55	20.55	20.51	21.00	
		12	13	20.58	20.55	20.52	21.00	
		25	0	20.61	20.63	20.61	21.00	
10MHz	QPSK	1	0	22.37	22.41	22.39	23.00	
		1	25	22.43	22.28	22.27	23.00	
		1	49	22.46	22.33	22.43	23.00	
		25	0	22.53	22.44	22.39	23.00	
		25	13	22.48	22.40	22.35	23.00	
		25	25	22.41	22.44	22.30	23.00	
		50	0	22.62	22.43	22.39	23.00	
	16QAM	1	0	22.28	22.43	22.31	23.00	
		1	25	22.32	22.31	22.33	23.00	
		1	49	22.27	22.46	22.29	23.00	
		25	0	21.59	21.54	21.50	22.00	
		25	13	21.55	21.57	21.52	22.00	
		25	25	21.51	21.50	21.49	22.00	
		50	0	21.50	21.61	21.55	22.00	
	64QAM	1	0	21.53	21.68	21.64	22.00	
		1	25	21.72	21.71	21.65	22.00	
		1	49	21.56	21.75	21.67	22.00	
		25	0	20.72	20.67	20.54	21.00	
		25	13	20.57	20.59	20.54	21.00	
		25	25	20.61	20.60	20.56	21.00	
		50	0	20.64	20.68	20.65	21.00	
	Bandwidth	Modulation	RB size	RB offset	Channel/Frequency (MHz)			Tune-up Limit
					20825/2507.5	21100/2535	21375/2562.5	
	15MHz	QPSK	1	0	22.36	22.37	22.37	23.00
1			38	22.41	22.27	22.24	23.00	
1			74	22.43	22.28	22.39	23.00	
36			0	22.51	22.40	22.36	23.00	
36			18	22.45	22.35	22.31	23.00	
36			39	22.38	22.41	22.26	23.00	
75			0	22.60	22.39	22.34	23.00	
16QAM		1	0	22.23	22.41	22.29	23.00	
		1	38	22.30	22.28	22.31	23.00	
		1	74	22.24	22.42	22.26	23.00	
		36	0	21.56	21.52	21.47	22.00	
		36	18	21.52	21.52	21.48	22.00	



Bandwidth	Modulation	RB size	RB offset	Channel/Frequency (MHz)			Tune-up Limit
				20850/2510	21100/2535	21350/2560	
	64QAM	36	39	21.49	21.46	21.46	22.00
		75	0	21.47	21.56	21.51	22.00
		1	0	21.48	21.66	21.62	22.00
		1	38	21.70	21.68	21.63	22.00
		1	74	21.53	21.71	21.64	22.00
		36	0	20.69	20.65	20.51	21.00
		36	18	20.54	20.54	20.50	21.00
		36	39	20.59	20.56	20.53	21.00
		75	0	20.61	20.63	20.61	21.00
		20MHz	QPSK	1	0	22.33	22.33
1	50			22.40	22.23	22.22	23.00
1	99			22.41	22.27	22.36	23.00
50	0			22.48	22.35	22.32	23.00
50	25			22.43	22.31	22.28	23.00
50	50			22.35	22.36	22.22	23.00
100	0			22.57	22.34	22.30	23.00
16QAM	1		0	22.21	22.37	22.24	23.00
	1		50	22.26	22.26	22.27	23.00
	1		99	22.22	22.39	22.24	23.00
	50		0	21.53	21.48	21.44	22.00
	50		25	21.49	21.50	21.45	22.00
	50		50	21.46	21.41	21.42	22.00
	100		0	21.45	21.52	21.48	22.00
64QAM	1		0	21.46	21.62	21.57	22.00
	1		50	21.66	21.66	21.59	22.00
	1		99	21.51	21.68	21.62	22.00
	50		0	20.66	20.61	20.48	21.00
	50		25	20.51	20.52	20.47	21.00
	50		50	20.56	20.51	20.49	21.00
	100		0	20.59	20.59	20.58	21.00

LTE FDD Band 7 (Hotspot Off+Sensor On)				Conducted Power(dBm)			Tune-up Limit
Bandwidth	Modulation	RB size	RB offset	Channel/Frequency (MHz)			
				20775/2502.5	21100/2535	21425/2567.5	
5MHz	QPSK	1	0	22.01	21.96	21.83	22.50
		1	13	21.86	21.91	21.75	22.50
		1	24	22.01	21.81	21.91	22.50
		12	0	21.95	21.91	21.83	22.50
		12	6	21.89	21.87	21.84	22.50
		12	13	21.93	21.93	21.91	22.50



	16QAM	25	0	21.87	21.93	21.91	22.50
		1	0	22.03	21.68	21.91	22.50
		1	13	21.89	21.95	21.81	22.50
		1	24	21.90	21.81	21.79	22.50
		12	0	21.42	21.28	21.30	22.00
		12	6	21.37	21.38	21.21	22.00
		12	13	21.40	21.32	21.26	22.00
		25	0	21.38	21.42	21.23	22.00
	64QAM	1	0	21.63	21.20	21.45	22.00
		1	13	21.54	21.14	21.25	22.00
		1	24	21.59	21.24	21.35	22.00
		12	0	20.59	20.49	20.38	21.00
		12	6	20.57	20.59	20.39	21.00
		12	13	20.57	20.59	20.50	21.00
25	0	20.56	20.56	20.58	21.00		
Bandwidth	Modulation	RB size	RB offset	Channel/Frequency (MHz)			Tune-up Limit
				20800/2505	21100/2535	21400/2565	
10MHz	QPSK	1	0	22.03	21.97	21.86	22.50
		1	25	21.89	21.96	21.79	22.50
		1	49	22.03	21.85	21.94	22.50
		25	0	21.98	21.96	21.87	22.50
		25	13	21.92	21.92	21.88	22.50
		25	25	21.95	21.97	21.96	22.50
		50	0	21.95	21.95	21.95	22.50
	16QAM	1	0	22.05	21.71	21.93	22.50
		1	25	21.92	21.99	21.84	22.50
		1	49	21.93	21.83	21.82	22.50
		25	0	21.45	21.33	21.34	22.00
		25	13	21.39	21.42	21.24	22.00
		25	25	21.43	21.37	21.30	22.00
		50	0	21.41	21.47	21.27	22.00
	64QAM	1	0	21.65	21.23	21.47	22.00
		1	25	21.57	21.18	21.28	22.00
		1	49	21.62	21.26	21.38	22.00
		25	0	20.62	20.54	20.42	21.00
		25	13	20.59	20.63	20.42	21.00
		25	25	20.60	20.64	20.54	21.00
		50	0	20.59	20.61	20.62	21.00
Bandwidth	Modulation	RB size	RB offset	Channel/Frequency (MHz)			Tune-up Limit
				20825/2507.5	21100/2535	21375/2562.5	
15MHz	QPSK	1	0	22.02	21.93	21.84	22.50
		1	38	21.87	21.95	21.76	22.50
		1	74	22.00	21.80	21.90	22.50



		36	0	21.96	21.92	21.84	22.50	
		36	18	21.89	21.87	21.84	22.50	
		36	39	21.92	21.94	21.92	22.50	
		75	0	21.93	21.91	21.90	22.50	
	16QAM	1	0	22.00	21.69	21.91	22.50	
		1	38	21.90	21.96	21.82	22.50	
		1	74	21.90	21.79	21.79	22.50	
		36	0	21.42	21.31	21.31	22.00	
		36	18	21.36	21.37	21.20	22.00	
		36	39	21.41	21.33	21.27	22.00	
		75	0	21.38	21.42	21.23	22.00	
	64QAM	1	0	21.60	21.21	21.45	22.00	
		1	38	21.55	21.15	21.26	22.00	
		1	74	21.59	21.22	21.35	22.00	
		36	0	20.59	20.52	20.39	21.00	
		36	18	20.56	20.58	20.38	21.00	
		36	39	20.58	20.60	20.51	21.00	
		75	0	20.56	20.56	20.58	21.00	
	Bandwidth	Modulation	RB size	RB offset	Channel/Frequency (MHz)			Tune-up Limit
					20850/2510	21100/2535	21350/2560	
	20MHz	QPSK	1	0	21.99	21.89	21.81	22.50
1			50	21.86	21.91	21.74	22.50	
1			99	21.98	21.79	21.87	22.50	
50			0	21.93	21.87	21.80	22.50	
50			25	21.87	21.83	21.81	22.50	
50			50	21.89	21.89	21.88	22.50	
100			0	21.90	21.86	21.86	22.50	
16QAM		1	0	21.98	21.65	21.86	22.50	
		1	50	21.86	21.94	21.78	22.50	
		1	99	21.88	21.76	21.77	22.50	
		50	0	21.39	21.27	21.28	22.00	
		50	25	21.33	21.35	21.17	22.00	
		50	50	21.38	21.28	21.23	22.00	
		100	0	21.36	21.38	21.20	22.00	
64QAM		1	0	21.58	21.17	21.40	22.00	
		1	50	21.51	21.13	21.22	22.00	
		1	99	21.57	21.19	21.33	22.00	
		50	0	20.56	20.48	20.36	21.00	
		50	25	20.53	20.56	20.35	21.00	
		50	50	20.55	20.55	20.47	21.00	
		100	0	20.54	20.52	20.55	21.00	



LTE FDD Band 12				Conducted Power(dBm)			
Bandwidth	Modulation	RB size	RB offset	Channel/Frequency (MHz)			Tune-up Limit
				23017/699.7	23095/707.5	23173/715.3	
1.4MHz	QPSK	1	0	23.44	23.50	23.50	24.00
		1	2	23.36	23.47	23.56	24.00
		1	5	23.48	23.56	23.56	24.00
		3	0	23.48	23.56	23.51	24.00
		3	2	23.50	23.62	23.62	24.00
		3	3	23.59	23.52	23.59	24.00
		6	0	22.42	22.63	22.59	23.00
	16QAM	1	0	22.62	22.85	22.85	23.00
		1	2	22.59	22.63	23.00	23.00
		1	5	22.62	22.91	22.94	23.00
		3	0	22.39	22.43	22.44	23.00
		3	2	22.52	22.43	22.52	23.00
		3	3	22.49	22.43	22.49	23.00
		6	0	21.49	21.51	21.62	22.00
	64QAM	1	0	22.14	22.22	22.14	22.50
		1	2	22.28	21.99	22.15	22.50
		1	5	22.19	22.22	22.14	22.50
		3	0	21.60	21.55	21.57	22.50
		3	2	21.54	21.62	21.62	22.50
		3	3	21.60	21.68	21.68	22.50
		6	0	20.68	20.71	20.76	21.00
Bandwidth	Modulation	RB size	RB offset	Channel/Frequency (MHz)			Tune-up Limit
				23025/700.5	23095/707.5	23165/714.5	
3MHz	QPSK	1	0	23.45	23.53	23.52	24.00
		1	7	23.40	23.53	23.61	24.00
		1	14	23.50	23.60	23.59	24.00
		8	0	22.58	22.68	22.64	23.00
		8	4	22.63	22.73	22.73	23.00
		8	7	22.69	22.65	22.70	23.00
		15	0	22.51	22.68	22.64	23.00
	16QAM	1	0	22.64	22.86	22.87	23.00
		1	7	22.62	22.70	22.84	23.00
		1	14	22.64	22.95	22.96	23.00
		8	0	21.51	21.57	21.57	22.00
		8	4	21.62	21.55	21.63	22.00
		8	7	21.59	21.55	21.62	22.00
		15	0	21.53	21.56	21.64	22.00
	64QAM	1	0	22.16	22.23	22.16	22.50
1		7	22.31	22.06	22.19	22.50	



Bandwidth	Modulation	RB size	RB offset	Channel/Frequency (MHz)			Tune-up Limit	
				23035/701.5	23095/707.5	23155/713.5		
		1	14	22.21	22.26	22.16	22.50	
		8	0	20.72	20.69	20.70	21.00	
		8	4	20.64	20.74	20.73	21.00	
		8	7	20.70	20.80	20.81	21.00	
		15	0	20.72	20.76	20.78	21.00	
5MHz	QPSK	1	0	23.44	23.49	23.50	24.00	
		1	13	23.38	23.52	23.58	24.00	
		1	24	23.47	23.55	23.55	24.00	
		12	0	22.56	22.64	22.61	23.00	
		12	6	22.60	22.68	22.69	23.00	
		12	13	22.66	22.62	22.66	23.00	
		25	0	22.49	22.64	22.59	23.00	
	16QAM	1	0	22.59	22.84	22.85	23.00	
		1	13	22.60	22.67	22.82	23.00	
		1	24	22.61	22.91	22.93	23.00	
		12	0	21.48	21.55	21.54	22.00	
		12	6	21.59	21.50	21.59	22.00	
		12	13	21.57	21.51	21.59	22.00	
		25	0	21.50	21.51	21.60	22.00	
	64QAM	1	0	22.11	22.21	22.14	22.50	
		1	13	22.29	22.03	22.17	22.50	
		1	24	22.18	22.22	22.13	22.50	
		12	0	20.69	20.67	20.67	21.00	
		12	6	20.61	20.69	20.69	21.00	
		12	13	20.68	20.76	20.78	21.00	
		25	0	20.69	20.71	20.74	21.00	
	Bandwidth	Modulation	RB size	RB offset	Channel/Frequency (MHz)			Tune-up Limit
					23060/704	23095/707.5	23130/711	
	10MHz	QPSK	1	0	23.41	23.45	23.47	24.00
1			25	23.37	23.48	23.56	24.00	
1			49	23.45	23.54	23.52	24.00	
25			0	22.53	22.59	22.57	23.00	
25			13	22.58	22.64	22.66	23.00	
25			25	22.63	22.57	22.62	23.00	
50			0	22.46	22.59	22.55	23.00	
16QAM		1	0	22.57	22.80	22.80	23.00	
		1	25	22.56	22.65	22.88	23.00	
		1	49	22.59	22.88	22.91	23.00	
		25	0	21.45	21.51	21.51	22.00	
		25	13	21.56	21.48	21.56	22.00	
		25	25	21.54	21.46	21.55	22.00	



64QAM	50	0	21.48	21.47	21.57	22.00
	1	0	22.09	22.17	22.09	22.50
	1	25	22.25	22.01	22.13	22.50
	1	49	22.16	22.19	22.11	22.50
	25	0	20.66	20.63	20.64	21.00
	25	13	20.58	20.67	20.66	21.00
	25	25	20.65	20.71	20.74	21.00
	50	0	20.67	20.67	20.71	21.00

LTE FDD Band 17				Conducted Power(dBm)			
Bandwidth	Modulation	RB size	RB offset	Channel/Frequency (MHz)			Tune-up Limit
				23755/706.5	23790/710	23825/713.5	
5MHz	QPSK	1	0	23.57	23.48	23.35	24.00
		1	13	23.42	23.56	23.41	24.00
		1	24	23.48	23.47	23.53	24.00
		12	0	22.60	22.69	22.59	23.00
		12	6	22.53	22.65	22.61	23.00
		12	13	22.58	22.56	22.58	23.00
		25	0	22.54	22.68	22.69	23.00
	16QAM	1	0	22.63	22.64	22.69	23.00
		1	13	22.50	22.41	21.50	23.00
		1	24	22.68	22.51	22.64	23.00
		12	0	21.56	21.63	21.56	22.00
		12	6	21.55	21.59	21.55	22.00
		12	13	21.59	21.65	21.60	22.00
		25	0	21.51	21.51	21.56	22.00
	64QAM	1	0	21.57	21.55	21.71	22.00
		1	13	21.91	21.76	21.79	22.00
		1	24	21.68	21.71	21.84	22.00
		12	0	20.79	20.83	20.74	21.00
		12	6	20.76	20.85	20.60	21.00
		12	13	20.69	20.77	20.64	21.00
		25	0	20.69	20.75	20.78	21.00
Bandwidth	Modulation	RB size	RB offset	Channel/Frequency (MHz)			Tune-up Limit
				23780/709	23790/710	23800/711	
10MHz	QPSK	1	0	23.54	23.44	23.32	24.00
		1	25	23.41	23.52	23.39	24.00
		1	49	23.46	23.46	23.50	24.00
		25	0	22.57	22.64	22.55	23.00
		25	13	22.51	22.61	22.58	23.00
		25	25	22.55	22.51	22.54	23.00
		50	0	22.51	22.63	22.65	23.00
	16QAM	1	0	22.61	22.60	22.64	23.00



		1	25	22.46	22.39	21.46	23.00
		1	49	22.66	22.48	22.62	23.00
		25	0	21.53	21.59	21.53	22.00
		25	13	21.52	21.57	21.52	22.00
		25	25	21.56	21.60	21.56	22.00
		50	0	21.49	21.47	21.53	22.00
	64QAM	1	0	21.55	21.51	21.66	22.00
		1	25	21.97	21.74	21.75	22.00
		1	49	21.66	21.68	21.82	22.00
		25	0	20.76	20.79	20.71	21.00
		25	13	20.73	20.83	20.57	21.00
		25	25	20.66	20.72	20.60	21.00
		50	0	20.67	20.71	20.75	21.00

LTE FDD Band 26				Conducted Power(dBm)			Tune-up Limit
Bandwidth	Modulation	RB size	RB offset	Channel/Frequency (MHz)			
				26697/814.7	26865/831.5	27033/848.3	
1.4MHz	QPSK	1	0	23.09	23.12	23.13	24.00
		1	2	23.16	23.15	23.12	24.00
		1	5	23.10	23.03	23.13	24.00
		3	0	22.26	22.23	22.24	23.00
		3	2	22.16	22.43	22.06	23.00
		3	3	22.22	22.15	22.08	23.00
		6	0	22.06	22.21	22.05	23.00
	16QAM	1	0	22.22	22.36	22.41	23.00
		1	2	22.29	22.33	22.33	23.00
		1	5	22.23	22.39	22.47	23.00
		3	0	21.15	21.25	21.28	22.00
		3	2	21.10	21.22	20.85	22.00
		3	3	21.19	21.08	20.98	22.00
		6	0	21.05	21.09	20.94	22.00
	64QAM	1	0	21.51	21.35	21.40	22.00
		1	2	21.53	21.48	21.48	22.00
		1	5	21.53	21.75	21.83	22.00
		3	0	20.68	20.62	20.65	21.00
		3	2	20.55	20.57	20.20	21.00
		3	3	20.62	20.68	20.58	21.00
		6	0	20.59	20.59	20.44	21.00
Bandwidth	Modulation	RB size	RB offset	Channel/Frequency (MHz)			Tune-up Limit
				26705/815.5	26865/831.5	27025/847.5	
3MHz	QPSK	1	0	23.06	23.10	23.09	24.00
		1	7	23.14	23.11	23.09	24.00
		1	14	23.07	22.98	23.09	24.00



		8	0	22.23	22.18	22.20	23.00	
		8	4	22.14	22.39	22.01	23.00	
		8	7	22.20	22.13	22.04	23.00	
		15	0	22.04	22.20	22.03	23.00	
	16QAM	1	0	22.19	22.32	22.38	23.00	
		1	7	22.26	22.31	22.30	23.00	
		1	14	22.20	22.37	22.43	23.00	
		8	0	21.13	21.21	21.25	22.00	
		8	4	21.07	21.17	20.81	22.00	
		8	7	21.16	21.03	20.94	22.00	
		15	0	21.03	21.05	20.89	22.00	
	64QAM	1	0	21.48	21.31	21.37	22.00	
		1	7	21.50	21.46	21.45	22.00	
		1	14	21.50	21.73	21.79	22.00	
		8	0	20.66	20.58	20.62	21.00	
		8	4	20.52	20.52	20.16	21.00	
		8	7	20.59	20.63	20.54	21.00	
		15	0	20.57	20.55	20.39	21.00	
	Bandwidth	Modulation	RB size	RB offset	Channel/Frequency (MHz)			Tune-up Limit
					26715/816.5	26865/831.5	27015/846.5	
	5MHz	QPSK	1	0	23.08	23.11	23.12	24.00
1			13	23.17	23.16	23.13	24.00	
1			24	23.09	23.02	23.12	24.00	
12			0	22.26	22.23	22.24	23.00	
12			6	22.17	22.44	22.05	23.00	
12			13	22.22	22.17	22.09	23.00	
25			0	22.12	22.22	22.07	23.00	
16QAM		1	0	22.21	22.35	22.40	23.00	
		1	13	22.29	22.35	22.33	23.00	
		1	24	22.23	22.39	22.46	23.00	
		12	0	21.16	21.26	21.29	22.00	
		12	6	21.09	21.21	20.84	22.00	
		12	13	21.19	21.08	20.98	22.00	
		25	0	21.06	21.10	20.93	22.00	
64QAM		1	0	21.50	21.34	21.39	22.00	
		1	13	21.53	21.50	21.48	22.00	
		1	24	21.53	21.75	21.82	22.00	
		12	0	20.69	20.63	20.66	21.00	
		12	6	20.54	20.56	20.19	21.00	
		12	13	20.62	20.68	20.58	21.00	
		25	0	20.60	20.60	20.43	21.00	



Bandwidth	Modulation	RB size	RB offset	Channel/Frequency (MHz)			Tune-up Limit
				26750/820	26865/831.5	26990/844	
10MHz	QPSK	1	0	23.07	23.07	23.10	24.00
		1	25	23.15	23.15	23.10	24.00
		1	49	23.06	22.97	23.08	24.00
		25	0	22.24	22.19	22.21	23.00
		25	13	22.14	22.39	22.01	23.00
		25	25	22.19	22.14	22.05	23.00
		50	0	22.10	22.18	22.02	23.00
	16QAM	1	0	22.16	22.33	22.38	23.00
		1	25	22.27	22.32	22.31	23.00
		1	49	22.20	22.35	22.43	23.00
		25	0	21.13	21.24	21.26	22.00
		25	13	21.06	21.16	20.80	22.00
		25	25	21.17	21.04	20.95	22.00
		50	0	21.03	21.05	20.89	22.00
	64QAM	1	0	21.45	21.32	21.37	22.00
		1	25	21.51	21.47	21.46	22.00
		1	49	21.50	21.71	21.79	22.00
		25	0	20.66	20.61	20.63	21.00
		25	13	20.51	20.51	20.15	21.00
		25	25	20.60	20.64	20.55	21.00
		50	0	20.57	20.55	20.39	21.00
Bandwidth	Modulation	RB size	RB offset	Channel/Frequency (MHz)			Tune-up Limit
				26775/822.5	26865/831.5	26965/841.5	
15MHz	QPSK	1	0	23.04	23.03	23.07	24.00
		1	38	23.14	23.11	23.08	24.00
		1	74	23.04	22.96	23.05	24.00
		36	0	22.21	22.14	22.17	23.00
		36	18	22.12	22.35	21.98	23.00
		36	39	22.16	22.09	22.01	23.00
		75	0	22.07	22.13	21.98	23.00
	16QAM	1	0	22.14	22.29	22.33	23.00
		1	38	22.23	22.30	22.27	23.00
		1	74	22.18	22.32	22.41	23.00
		36	0	21.10	21.20	21.23	22.00
		36	18	21.03	21.14	20.77	22.00
		36	39	21.14	20.99	20.91	22.00
		75	0	21.01	21.01	20.86	22.00
	64QAM	1	0	21.43	21.28	21.32	22.00
		1	38	21.47	21.45	21.42	22.00
		1	74	21.48	21.68	21.77	22.00
		36	0	20.63	20.57	20.60	21.00



		36	18	20.48	20.49	20.12	21.00
		36	39	20.57	20.59	20.51	21.00
		75	0	20.55	20.51	20.36	21.00

LTE TDD Band 38				Conducted Power(dBm)			Tune-up Limit
Bandwidth	Modulation	RB size	RB offset	Channel/Frequency (MHz)			
				37775/2572.5	38000/2595	38225/2617.5	
5MHz	QPSK	1	0	22.90	22.99	23.09	24.00
		1	13	23.02	22.84	23.07	24.00
		1	24	22.97	23.03	23.14	24.00
		12	0	22.14	22.17	22.20	23.00
		12	6	22.10	22.18	22.15	23.00
		12	13	22.14	22.09	22.18	23.00
		25	0	22.09	22.14	22.16	23.00
	16QAM	1	0	22.14	22.11	22.02	23.00
		1	13	22.35	21.93	22.19	23.00
		1	24	22.19	22.26	22.29	23.00
		12	0	20.99	21.22	21.01	22.00
		12	6	21.12	21.04	20.99	22.00
		12	13	21.08	21.32	21.07	22.00
		25	0	20.99	21.13	21.09	22.00
	64QAM	1	0	21.93	22.02	22.02	22.50
		1	13	21.57	21.85	22.19	22.50
		1	24	22.09	22.25	22.29	22.50
		12	0	20.50	20.52	20.51	21.00
		12	6	20.53	20.38	20.49	21.00
		12	13	20.59	20.55	20.57	21.00
		25	0	20.46	20.54	20.59	21.00
Bandwidth	Modulation	RB size	RB offset	Channel/Frequency (MHz)			Tune-up Limit
				37800/2575	38000/2595	38200/2615	
10MHz	QPSK	1	0	22.92	23.00	23.12	24.00
		1	25	23.05	22.89	23.11	24.00
		1	49	22.99	23.07	23.17	24.00
		25	0	22.17	22.22	22.24	23.00
		25	13	22.13	22.23	22.19	23.00
		25	25	22.16	22.13	22.23	23.00
		50	0	22.17	22.16	22.20	23.00
	16QAM	1	0	22.16	22.14	22.04	23.00
		1	25	22.38	21.97	22.22	23.00
		1	49	22.22	22.28	22.32	23.00
		25	0	21.02	21.27	21.05	22.00
		25	13	21.14	21.08	21.02	22.00
		25	25	21.11	21.37	21.11	22.00



	64QAM	50	0	21.02	21.18	21.13	22.00
		1	0	21.95	22.05	22.04	22.50
		1	25	21.60	21.89	22.22	22.50
		1	49	22.12	22.27	22.32	22.50
		25	0	20.53	20.57	20.55	21.00
		25	13	20.55	20.42	20.52	21.00
		25	25	20.62	20.60	20.61	21.00
		50	0	20.49	20.59	20.63	21.00
Bandwidth	Modulation	RB size	RB offset	Channel/Frequency (MHz)			Tune-up Limit
				37825/2577.5	38000/2595	38175/2612.5	
15MHz	QPSK	1	0	22.91	22.96	23.10	24.00
		1	38	23.03	22.88	23.08	24.00
		1	74	22.96	23.02	23.13	24.00
		36	0	22.15	22.18	22.21	23.00
		36	18	22.10	22.18	22.15	23.00
		36	39	22.13	22.10	22.19	23.00
		75	0	22.15	22.12	22.15	23.00
	16QAM	1	0	22.11	22.12	22.02	23.00
		1	38	22.36	21.94	22.20	23.00
		1	74	22.19	22.24	22.29	23.00
		36	0	20.99	21.25	21.02	22.00
		36	18	21.11	21.03	20.98	22.00
		36	39	21.09	21.33	21.08	22.00
		75	0	20.99	21.13	21.09	22.00
	64QAM	1	0	21.90	22.03	22.02	22.50
		1	38	21.58	21.86	22.20	22.50
		1	74	22.09	22.23	22.29	22.50
		36	0	20.50	20.55	20.52	21.00
		36	18	20.52	20.37	20.48	21.00
		36	39	20.60	20.56	20.58	21.00
		75	0	20.46	20.54	20.59	21.00
Bandwidth	Modulation	RB size	RB offset	Channel/Frequency (MHz)			Tune-up Limit
				37850/2580	38000/2595	38150/2610	
20MHz	QPSK	1	0	22.88	22.92	23.07	24.00
		1	50	23.02	22.84	23.06	24.00
		1	99	22.94	23.01	23.10	24.00
		50	0	22.12	22.13	22.17	23.00
		50	25	22.08	22.14	22.12	23.00
		50	50	22.10	22.05	22.15	23.00
		100	0	22.12	22.07	22.11	23.00
	16QAM	1	0	22.09	22.08	21.97	23.00
		1	50	22.32	21.92	22.16	23.00
		1	99	22.17	22.21	22.27	23.00



		50	0	20.96	21.21	20.99	22.00
		50	25	21.08	21.01	20.95	22.00
		50	50	21.06	21.28	21.04	22.00
		100	0	20.97	21.09	21.06	22.00
	64QAM	1	0	21.88	21.99	21.97	22.50
		1	50	21.54	21.84	22.16	22.50
		1	99	22.07	22.20	22.27	22.50
		50	0	20.47	20.51	20.49	21.00
		50	25	20.49	20.35	20.45	21.00
		50	50	20.57	20.51	20.54	21.00
		100	0	20.44	20.50	20.56	21.00

LTE TDD Band 41				Conducted Power(dBm)				Tune-up Limit
Bandwidth	Modulation	RB size	RB offset	Channel/Frequency (MHz)				
				40165/25 47.5	40515/25 82.5	40865/26 17.5	41215/26 52.5	
5MHz	QPSK	1	0	23.19	23.13	23.16	23.19	24.00
		1	13	23.01	23.10	23.08	23.22	24.00
		1	24	23.16	23.23	23.26	23.37	24.00
		12	0	22.19	22.15	22.11	22.34	23.00
		12	6	22.09	22.19	22.18	22.37	23.00
		12	13	22.22	22.43	22.46	22.35	23.00
		25	0	21.97	22.24	22.23	22.31	23.00
	16QAM	1	0	22.39	22.43	22.41	22.17	23.00
		1	13	21.87	21.96	22.00	22.12	23.00
		1	24	22.25	22.22	22.20	22.36	23.00
		12	0	21.17	21.09	21.09	21.21	22.00
		12	6	21.11	21.07	21.08	21.21	22.00
		12	13	21.07	21.16	21.14	21.26	22.00
		25	0	21.12	21.15	21.14	21.24	22.00
	64QAM	1	0	22.06	22.08	22.07	22.03	22.50
		1	13	21.21	21.34	21.32	21.91	22.50
		1	24	21.86	21.81	21.80	21.94	22.50
		12	0	20.66	20.58	20.62	20.79	21.00
		12	6	20.64	20.61	20.61	20.72	21.00
		12	13	20.59	20.66	20.65	20.65	21.00
		25	0	20.54	20.56	20.58	20.70	21.00
Bandwidth	Modulation	RB size	RB offset	Channel/Frequency (MHz)				Tune-up Limit
				40190/25 50	40523/25 83.3	40856/26 16.6	41190/26 50	
10MHz	QPSK	1	0	23.21	23.14	23.17	23.22	24.00
		1	25	23.04	23.15	23.13	23.26	24.00
		1	49	23.18	23.27	23.30	23.40	24.00



		25	0	22.22	22.20	22.16	22.38	23.00	
		25	13	22.12	22.24	22.23	22.41	23.00	
		25	25	22.24	22.47	22.50	22.40	23.00	
		50	0	22.05	22.26	22.25	22.35	23.00	
	16QAM	1	0	22.41	22.46	22.44	22.19	23.00	
		1	25	21.90	22.00	22.04	22.15	23.00	
		1	49	22.28	22.24	22.22	22.39	23.00	
		25	0	21.20	21.14	21.14	21.25	22.00	
		25	13	21.13	21.11	21.12	21.24	22.00	
		25	25	21.10	21.21	21.19	21.30	22.00	
		50	0	21.15	21.20	21.19	21.28	22.00	
	64QAM	1	0	22.08	22.11	22.10	22.05	22.50	
		1	25	21.24	21.38	21.36	21.94	22.50	
		1	49	21.89	21.83	21.82	21.97	22.50	
		25	0	20.69	20.63	20.67	20.83	21.00	
		25	13	20.66	20.65	20.65	20.75	21.00	
		25	25	20.62	20.71	20.70	20.69	21.00	
		50	0	20.57	20.61	20.63	20.74	21.00	
	Bandwidth	Modulation	RB size	RB offset	Channel/Frequency (MHz)				Tune-up Limit
					40215/25 52.5	40531/25 84.1	40848/26 15.8	41165/26 47.5	
	15MHz	QPSK	1	0	23.20	23.10	23.13	23.20	24.00
1			38	23.02	23.14	23.12	23.23	24.00	
1			74	23.15	23.22	23.25	23.36	24.00	
36			0	22.20	22.16	22.12	22.35	23.00	
36			18	22.09	22.19	22.18	22.37	23.00	
36			39	22.21	22.44	22.47	22.36	23.00	
75			0	22.03	22.22	22.21	22.30	23.00	
16QAM		1	0	22.36	22.44	22.42	22.17	23.00	
		1	38	21.88	21.97	22.01	22.13	23.00	
		1	74	22.25	22.20	22.18	22.36	23.00	
		36	0	21.17	21.12	21.12	21.22	22.00	
		36	18	21.10	21.06	21.07	21.20	22.00	
		36	39	21.08	21.17	21.15	21.27	22.00	
		75	0	21.12	21.15	21.14	21.24	22.00	
64QAM		1	0	22.03	22.09	22.08	22.03	22.50	
		1	38	21.22	21.35	21.33	21.92	22.50	
		1	74	21.86	21.79	21.78	21.94	22.50	
		36	0	20.66	20.61	20.65	20.80	21.00	
		36	18	20.63	20.60	20.60	20.71	21.00	
		36	39	20.60	20.67	20.66	20.66	21.00	
		75	0	20.54	20.56	20.58	20.70	21.00	
Bandwidth	Modulation	RB size	RB offset	Channel/Frequency (MHz)				Tune-up	



	n			40240/25	40540/25	40840/26	41140/26	Limit
				55	85	15	45	
20MHz	QPSK	1	0	23.17	23.06	23.09	23.17	24.00
		1	50	23.01	23.10	23.08	23.21	24.00
		1	99	23.13	23.21	23.24	23.33	24.00
		50	0	22.17	22.11	22.07	22.31	23.00
		50	25	22.07	22.15	22.14	22.34	23.00
		50	50	22.18	22.39	22.42	22.32	23.00
		100	0	22.00	22.17	22.16	22.26	23.00
	16QAM	1	0	22.34	22.40	22.38	22.12	23.00
		1	50	21.84	21.95	21.99	22.09	23.00
		1	99	22.23	22.17	22.15	22.34	23.00
		50	0	21.14	21.08	21.08	21.19	22.00
		50	25	21.07	21.04	21.05	21.17	22.00
		50	50	21.05	21.12	21.10	21.23	22.00
		100	0	21.10	21.11	21.10	21.21	22.00
	64QAM	1	0	22.01	22.05	22.04	21.98	22.50
		1	50	21.18	21.33	21.31	21.88	22.50
		1	99	21.84	21.76	21.75	21.92	22.50
		50	0	20.63	20.57	20.61	20.77	21.00
		50	25	20.60	20.58	20.58	20.68	21.00
		50	50	20.57	20.62	20.61	20.62	21.00
		100	0	20.52	20.52	20.54	20.67	21.00

Original
(Antenna 2)

LTE FDD Band 2 (REC On+Left Head)				Conducted Power(dBm)			
Bandwidth	Modulation	RB size	RB offset	Channel/Frequency (MHz)			Tune-up Limit
				18607/1850.7	18900/1880	19193/1909.3	
1.4MHz	QPSK	1	0	19.63	19.77	19.70	20.00
		1	2	19.43	19.46	19.51	20.00
		1	5	19.63	19.58	19.61	20.00
		3	0	19.47	19.57	19.69	20.00
		3	2	18.95	19.53	19.62	20.00
		3	3	19.57	19.55	19.56	20.00
		6	0	19.38	19.71	19.61	20.00
	16QAM	1	0	19.66	19.86	19.62	20.00
		1	2	19.66	19.26	19.47	20.00
		1	5	19.71	19.82	19.82	20.00
		3	0	19.52	19.52	19.58	20.00
		3	2	19.50	19.48	19.67	20.00
		3	3	19.44	19.64	19.62	20.00



	64QAM	6	0	19.39	19.48	19.59	20.00	
		1	0	19.72	19.81	19.72	20.00	
		1	2	19.47	19.58	19.51	20.00	
		1	5	19.64	19.80	19.71	20.00	
		3	0	19.48	19.48	19.56	20.00	
		3	2	19.60	19.45	19.53	20.00	
		3	3	19.41	19.50	19.59	20.00	
		6	0	19.37	19.48	19.58	20.00	
Bandwidth	Modulation	RB size	RB offset	Channel/Frequency (MHz)			Tune-up Limit	
				18615/1851.5	18900/1880	19185/1908.5		
3MHz	QPSK	1	0	19.61	19.70	19.68	20.00	
		1	7	19.43	19.46	19.50	20.00	
		1	14	19.60	19.56	19.57	20.00	
		8	0	19.45	19.53	19.66	20.00	
		8	4	18.93	19.49	19.59	20.00	
		8	7	19.53	19.51	19.53	20.00	
		15	0	19.41	19.64	19.56	20.00	
	16QAM	1	0	19.61	19.83	19.57	20.00	
		1	7	19.63	19.25	19.44	20.00	
		1	14	19.69	19.77	19.80	20.00	
		8	0	19.49	19.51	19.56	20.00	
		8	4	19.46	19.45	19.63	20.00	
		8	7	19.42	19.60	19.59	20.00	
		15	0	19.37	19.44	19.56	20.00	
	64QAM	1	0	19.67	19.78	19.67	20.00	
		1	7	19.44	19.57	19.48	20.00	
		1	14	19.62	19.75	19.69	20.00	
		8	0	19.45	19.47	19.54	20.00	
		8	4	19.56	19.42	19.49	20.00	
		8	7	19.39	19.46	19.56	20.00	
		15	0	19.35	19.44	19.55	20.00	
	Bandwidth	Modulation	RB size	RB offset	Channel/Frequency (MHz)			Tune-up Limit
					18625/1852.5	18900/1880	19175/1907.5	
	5MHz	QPSK	1	0	19.58	19.68	19.64	20.00
1			13	19.41	19.42	19.47	20.00	
1			24	19.57	19.51	19.53	20.00	
12			0	19.42	19.48	19.62	20.00	
12			6	18.91	19.45	19.54	20.00	
12			13	19.51	19.49	19.49	20.00	
25			0	19.39	19.63	19.54	20.00	
16QAM		1	0	19.58	19.79	19.54	20.00	
		1	13	19.60	19.23	19.41	20.00	
		1	24	19.66	19.75	19.76	20.00	



	64QAM	12	0	19.47	19.47	19.53	20.00
		12	6	19.43	19.40	19.59	20.00
		12	13	19.39	19.55	19.55	20.00
		25	0	19.35	19.40	19.51	20.00
		1	0	19.64	19.74	19.64	20.00
		1	13	19.41	19.55	19.45	20.00
		1	24	19.59	19.73	19.65	20.00
		12	0	19.43	19.43	19.51	20.00
		12	6	19.53	19.37	19.45	20.00
		12	13	19.36	19.41	19.52	20.00
25	0	19.33	19.40	19.50	20.00		
Bandwidth	Modulation	RB size	RB offset	Channel/Frequency (MHz)			Tune-up Limit
				18650/1855	18900/1880	19150/1905	
10MHz	QPSK	1	0	19.60	19.69	19.67	20.00
		1	25	19.44	19.47	19.51	20.00
		1	49	19.59	19.55	19.56	20.00
		25	0	19.45	19.53	19.66	20.00
		25	13	18.94	19.50	19.58	20.00
		25	25	19.53	19.53	19.54	20.00
		50	0	19.47	19.65	19.58	20.00
	16QAM	1	0	19.60	19.82	19.56	20.00
		1	25	19.63	19.27	19.44	20.00
		1	49	19.69	19.77	19.79	20.00
		25	0	19.50	19.52	19.57	20.00
		25	13	19.45	19.44	19.62	20.00
		25	25	19.42	19.60	19.59	20.00
		50	0	19.38	19.45	19.55	20.00
	64QAM	1	0	19.66	19.77	19.66	20.00
		1	25	19.44	19.59	19.48	20.00
		1	49	19.62	19.75	19.68	20.00
		25	0	19.46	19.48	19.55	20.00
		25	13	19.55	19.41	19.48	20.00
		25	25	19.39	19.46	19.56	20.00
		50	0	19.36	19.45	19.54	20.00
Bandwidth	Modulation	RB size	RB offset	Channel/Frequency (MHz)			Tune-up Limit
				18675/1857.5	18900/1880	19125/1902.5	
15MHz	QPSK	1	0	19.59	19.65	19.65	20.00
		1	38	19.42	19.46	19.48	20.00
		1	74	19.56	19.50	19.52	20.00
		36	0	19.43	19.49	19.63	20.00
		36	18	18.91	19.45	19.54	20.00
		36	39	19.50	19.50	19.50	20.00
		75	0	19.45	19.61	19.53	20.00



	16QAM	1	0	19.55	19.80	19.54	20.00
		1	38	19.61	19.24	19.42	20.00
		1	74	19.66	19.73	19.76	20.00
		36	0	19.47	19.50	19.54	20.00
		36	18	19.42	19.39	19.58	20.00
		36	39	19.40	19.56	19.56	20.00
		75	0	19.35	19.40	19.51	20.00
	64QAM	1	0	19.61	19.75	19.64	20.00
		1	38	19.42	19.56	19.46	20.00
		1	74	19.59	19.71	19.65	20.00
		36	0	19.43	19.46	19.52	20.00
		36	18	19.52	19.36	19.44	20.00
		36	39	19.37	19.42	19.53	20.00
		75	0	19.33	19.40	19.50	20.00
Bandwidth	Modulation	RB size	RB offset	Channel/Frequency (MHz)			Tune-up Limit
				18700/1860	18900/1880	19100/1900	
20MHz	QPSK	1	0	19.56	19.61	19.62	20.00
		1	50	19.41	19.42	19.46	20.00
		1	99	19.54	19.49	19.49	20.00
		50	0	19.40	19.44	19.59	20.00
		50	25	18.89	19.41	19.51	20.00
		50	50	19.47	19.45	19.46	20.00
		100	0	19.42	19.56	19.49	20.00
	16QAM	1	0	19.53	19.76	19.49	20.00
		1	50	19.57	19.22	19.38	20.00
		1	99	19.64	19.70	19.74	20.00
		50	0	19.44	19.46	19.51	20.00
		50	25	19.39	19.37	19.55	20.00
		50	50	19.37	19.51	19.52	20.00
		100	0	19.33	19.36	19.48	20.00
	64QAM	1	0	19.59	19.71	19.59	20.00
		1	50	19.38	19.54	19.42	20.00
		1	99	19.57	19.68	19.63	20.00
		50	0	19.40	19.42	19.49	20.00
		50	25	19.49	19.34	19.41	20.00
		50	50	19.34	19.37	19.49	20.00
		100	0	19.31	19.36	19.47	20.00

LTE FDD Band 2 (REC On+Right Head)				Conducted Power(dBm)			
Bandwidth	Modulation	RB size	RB offset	Channel/Frequency (MHz)			Tune-up Limit
				18607/1850.7	18900/1880	19193/1909.3	
1.4MHz	QPSK	1	0	16.99	17.08	17.07	17.50



		1	2	16.87	16.91	16.92	17.50		
		1	5	17.15	17.00	17.06	17.50		
		3	0	17.03	17.00	17.02	17.50		
		3	2	16.84	17.02	17.12	17.50		
		3	3	16.93	16.98	16.96	17.50		
		6	0	16.68	17.09	17.28	17.50		
	16QAM	1	0	17.06	17.32	17.10	17.50		
		1	2	16.96	16.51	16.40	17.50		
		1	5	17.14	17.21	16.85	17.50		
		3	0	16.79	16.84	17.11	17.50		
		3	2	16.80	16.83	17.00	17.50		
		3	3	16.87	16.95	16.92	17.50		
	64QAM	6	0	16.95	16.86	17.04	17.50		
		1	0	16.59	17.22	17.05	17.50		
		1	2	16.57	16.45	16.43	17.50		
		1	5	16.82	16.90	16.90	17.50		
		3	0	16.99	16.87	16.90	17.50		
		3	2	17.03	16.95	17.01	17.50		
	3MHz	QPSK	3	3	16.71	17.06	16.89	17.50	
			6	0	16.77	16.98	17.04	17.50	
			Bandwidth	Modulation	RB size	RB offset	Channel/Frequency (MHz)		
18615/1851.5							18900/1880	19185/1908.5	
			QPSK	1	0	16.97	17.01	17.05	17.50
				1	7	16.87	16.91	16.91	17.50
				1	14	17.12	16.98	17.02	17.50
		8		0	17.01	16.96	16.99	17.50	
		8		4	16.82	16.98	17.09	17.50	
		8		7	16.89	16.94	16.93	17.50	
		15		0	16.71	17.02	17.23	17.50	
		16QAM	1	0	17.01	17.29	17.05	17.50	
			1	7	16.93	16.50	16.37	17.50	
			1	14	17.12	17.16	16.83	17.50	
			8	0	16.76	16.83	17.09	17.50	
			8	4	16.76	16.80	16.96	17.50	
			8	7	16.85	16.91	16.89	17.50	
			15	0	16.93	16.82	17.01	17.50	
		64QAM	1	0	16.54	17.19	17.00	17.50	
			1	7	16.54	16.44	16.40	17.50	
			1	14	16.80	16.85	16.88	17.50	
	8		0	16.96	16.86	16.88	17.50		
	8		4	16.99	16.92	16.97	17.50		
	8		7	16.69	17.02	16.86	17.50		
	15		0	16.75	16.94	17.01	17.50		



Bandwidth	Modulation	RB size	RB offset	Channel/Frequency (MHz)			Tune-up Limit
				18625/1852.5	18900/1880	19175/1907.5	
5MHz	QPSK	1	0	16.94	16.99	17.01	17.50
		1	13	16.85	16.87	16.88	17.50
		1	24	17.09	16.93	16.98	17.50
		12	0	16.98	16.91	16.95	17.50
		12	6	16.80	16.94	17.04	17.50
		12	13	16.87	16.92	16.89	17.50
		25	0	16.69	17.01	17.21	17.50
	16QAM	1	0	16.98	17.25	17.02	17.50
		1	13	16.90	16.48	16.34	17.50
		1	24	17.09	17.14	16.79	17.50
		12	0	16.74	16.79	17.06	17.50
		12	6	16.73	16.75	16.92	17.50
		12	13	16.82	16.86	16.85	17.50
		25	0	16.91	16.78	16.96	17.50
	64QAM	1	0	16.51	17.15	16.97	17.50
		1	13	16.51	16.42	16.37	17.50
		1	24	16.77	16.83	16.84	17.50
		12	0	16.94	16.82	16.85	17.50
		12	6	16.96	16.87	16.93	17.50
		12	13	16.66	16.97	16.82	17.50
		25	0	16.73	16.90	16.96	17.50
Bandwidth	Modulation	RB size	RB offset	Channel/Frequency (MHz)			Tune-up Limit
				18650/1855	18900/1880	19150/1905	
10MHz	QPSK	1	0	16.96	17.00	17.04	17.50
		1	25	16.88	16.92	16.92	17.50
		1	49	17.11	16.97	17.01	17.50
		25	0	17.01	16.96	16.99	17.50
		25	13	16.83	16.99	17.08	17.50
		25	25	16.89	16.96	16.94	17.50
		50	0	16.77	17.03	17.25	17.50
	16QAM	1	0	17.00	17.28	17.04	17.50
		1	25	16.93	16.52	16.37	17.50
		1	49	17.12	17.16	16.82	17.50
		25	0	16.77	16.84	17.10	17.50
		25	13	16.75	16.79	16.95	17.50
		25	25	16.85	16.91	16.89	17.50
		50	0	16.94	16.83	17.00	17.50
	64QAM	1	0	16.53	17.18	16.99	17.50
		1	25	16.54	16.46	16.40	17.50
		1	49	16.80	16.85	16.87	17.50
		25	0	16.97	16.87	16.89	17.50



Bandwidth	Modulation	RB size	RB offset	Channel/Frequency (MHz)			Tune-up Limit
				18675/1857.5	18900/1880	19125/1902.5	
15MHz	QPSK	25	13	16.98	16.91	16.96	17.50
		25	25	16.69	17.02	16.86	17.50
		50	0	16.76	16.95	17.00	17.50
		1	0	16.95	16.96	17.02	17.50
		1	38	16.86	16.91	16.89	17.50
		1	74	17.08	16.92	16.97	17.50
		36	0	16.99	16.92	16.96	17.50
	16QAM	36	18	16.80	16.94	17.04	17.50
		36	39	16.86	16.93	16.90	17.50
		75	0	16.75	16.99	17.20	17.50
		1	0	16.95	17.26	17.02	17.50
		1	38	16.91	16.49	16.35	17.50
		1	74	17.09	17.12	16.79	17.50
		36	0	16.74	16.82	17.07	17.50
	64QAM	36	18	16.72	16.74	16.91	17.50
		36	39	16.83	16.87	16.86	17.50
		75	0	16.91	16.78	16.96	17.50
		1	0	16.48	17.16	16.97	17.50
		1	38	16.52	16.43	16.38	17.50
		1	74	16.77	16.81	16.84	17.50
		36	0	16.94	16.85	16.86	17.50
20MHz	QPSK	36	18	16.95	16.86	16.92	17.50
		36	39	16.67	16.98	16.83	17.50
		75	0	16.73	16.90	16.96	17.50
		1	0	16.92	16.92	16.99	17.50
		1	50	16.85	16.87	16.87	17.50
		1	99	17.06	16.91	16.94	17.50
		50	0	16.96	16.87	16.92	17.50
	16QAM	50	25	16.78	16.90	17.01	17.50
		50	50	16.83	16.88	16.86	17.50
		100	0	16.72	16.94	17.16	17.50
		1	0	16.93	17.22	16.97	17.50
		1	50	16.87	16.47	16.31	17.50
		1	99	17.07	17.09	16.77	17.50
		50	0	16.71	16.78	17.04	17.50
64QAM	50	25	16.69	16.72	16.88	17.50	
	50	50	16.80	16.82	16.82	17.50	
	100	0	16.89	16.74	16.93	17.50	
1	0	16.46	17.12	16.92	17.50		



		1	50	16.48	16.41	16.34	17.50
		1	99	16.75	16.78	16.82	17.50
		50	0	16.91	16.81	16.83	17.50
		50	25	16.92	16.84	16.89	17.50
		50	50	16.64	16.93	16.79	17.50
		100	0	16.71	16.86	16.93	17.50

LTE FDD Band 2 (REC On+Left Head+Wi-Fi/BT)				Conducted Power(dBm)			
Bandwidth	Modulation	RB size	RB offset	Channel/Frequency (MHz)			Tune-up Limit
				18607/1850.7	18900/1880	19193/1909.3	
1.4MHz	QPSK	1	0	16.48	16.68	16.61	17.50
		1	2	16.59	16.68	16.59	17.50
		1	5	16.65	16.79	16.84	17.50
		3	0	16.70	16.55	16.63	17.50
		3	2	16.81	16.71	16.86	17.50
		3	3	16.62	16.70	16.72	17.50
		6	0	16.71	16.59	16.83	17.50
	16QAM	1	0	16.66	15.67	16.77	17.50
		1	2	16.73	17.27	16.70	17.50
		1	5	16.84	17.29	16.71	17.50
		3	0	16.71	16.45	16.73	17.50
		3	2	16.62	16.75	16.90	17.50
		3	3	16.75	16.92	16.93	17.50
		6	0	16.79	16.54	16.73	17.50
	64QAM	1	0	16.51	16.77	16.61	17.50
		1	2	16.72	16.69	17.39	17.50
		1	5	16.62	16.85	16.65	17.50
		3	0	16.68	16.52	16.61	17.50
		3	2	16.73	16.69	16.89	17.50
		3	3	16.49	16.70	16.68	17.50
		6	0	16.71	16.52	16.77	17.50
Bandwidth	Modulation	RB size	RB offset	Channel/Frequency (MHz)			Tune-up Limit
				18615/1851.5	18900/1880	19185/1908.5	
3MHz	QPSK	1	0	16.46	16.61	16.59	17.50
		1	7	16.59	16.68	16.58	17.50
		1	14	16.62	16.77	16.80	17.50
		8	0	16.68	16.51	16.60	17.50
		8	4	16.79	16.67	16.83	17.50
		8	7	16.58	16.66	16.69	17.50
		15	0	16.74	16.52	16.78	17.50
	16QAM	1	0	16.61	15.64	16.72	17.50
		1	7	16.70	17.26	16.67	17.50



		1	14	16.82	17.24	16.69	17.50
		8	0	16.68	16.44	16.71	17.50
		8	4	16.58	16.72	16.86	17.50
		8	7	16.73	16.88	16.90	17.50
		15	0	16.77	16.50	16.70	17.50
	64QAM	1	0	16.46	16.74	16.56	17.50
		1	7	16.69	16.68	17.36	17.50
		1	14	16.60	16.80	16.63	17.50
		8	0	16.65	16.51	16.59	17.50
		8	4	16.69	16.66	16.85	17.50
		8	7	16.47	16.66	16.65	17.50
		15	0	16.69	16.48	16.74	17.50
	Bandwidth	Modulation	RB size	RB offset	Channel/Frequency (MHz)		
18625/1852.5					18900/1880	19175/1907.5	
5MHz	QPSK	1	0	16.43	16.59	16.55	17.50
		1	13	16.57	16.64	16.55	17.50
		1	24	16.59	16.72	16.76	17.50
		12	0	16.65	16.46	16.56	17.50
		12	6	16.77	16.63	16.78	17.50
		12	13	16.56	16.64	16.65	17.50
		25	0	16.72	16.51	16.76	17.50
	16QAM	1	0	16.58	15.60	16.69	17.50
		1	13	16.67	17.24	16.64	17.50
		1	24	16.79	17.22	16.65	17.50
		12	0	16.66	16.40	16.68	17.50
		12	6	16.55	16.67	16.82	17.50
		12	13	16.70	16.83	16.86	17.50
		25	0	16.75	16.46	16.65	17.50
	64QAM	1	0	16.43	16.70	16.53	17.50
		1	13	16.66	16.66	17.33	17.50
		1	24	16.57	16.78	16.59	17.50
		12	0	16.63	16.47	16.56	17.50
		12	6	16.66	16.61	16.81	17.50
		12	13	16.44	16.61	16.61	17.50
		25	0	16.67	16.44	16.69	17.50
Bandwidth	Modulation	RB size	RB offset	Channel/Frequency (MHz)			Tune-up Limit
				18650/1855	18900/1880	19150/1905	
10MHz	QPSK	1	0	16.45	16.60	16.58	17.50
		1	25	16.60	16.69	16.59	17.50
		1	49	16.61	16.76	16.79	17.50
		25	0	16.68	16.51	16.60	17.50
		25	13	16.80	16.68	16.82	17.50
		25	25	16.58	16.68	16.70	17.50



	16QAM	50	0	16.80	16.53	16.80	17.50
		1	0	16.60	15.63	16.71	17.50
		1	25	16.70	17.28	16.67	17.50
		1	49	16.82	17.24	16.68	17.50
		25	0	16.69	16.45	16.72	17.50
		25	13	16.57	16.71	16.85	17.50
		25	25	16.73	16.88	16.90	17.50
		50	0	16.78	16.51	16.69	17.50
	64QAM	1	0	16.45	16.73	16.55	17.50
		1	25	16.69	16.70	17.36	17.50
		1	49	16.60	16.80	16.62	17.50
		25	0	16.66	16.52	16.60	17.50
		25	13	16.68	16.65	16.84	17.50
		25	25	16.47	16.66	16.65	17.50
		50	0	16.70	16.49	16.73	17.50
Bandwidth	Modulation	RB size	RB offset	Channel/Frequency (MHz)			Tune-up Limit
				18675/1857.5	18900/1880	19125/1902.5	
15MHz	QPSK	1	0	16.44	16.56	16.56	17.50
		1	38	16.58	16.68	16.56	17.50
		1	74	16.58	16.71	16.75	17.50
		36	0	16.66	16.47	16.57	17.50
		36	18	16.77	16.63	16.78	17.50
		36	39	16.55	16.65	16.66	17.50
		75	0	16.78	16.49	16.75	17.50
	16QAM	1	0	16.55	15.61	16.69	17.50
		1	38	16.68	17.25	16.65	17.50
		1	74	16.79	17.20	16.65	17.50
		36	0	16.66	16.43	16.69	17.50
		36	18	16.54	16.66	16.81	17.50
		36	39	16.71	16.84	16.87	17.50
		75	0	16.75	16.46	16.65	17.50
	64QAM	1	0	16.40	16.71	16.53	17.50
		1	38	16.67	16.67	17.34	17.50
		1	74	16.57	16.76	16.59	17.50
		36	0	16.63	16.50	16.57	17.50
		36	18	16.65	16.60	16.80	17.50
		36	39	16.45	16.62	16.62	17.50
		75	0	16.67	16.44	16.69	17.50
Bandwidth	Modulation	RB size	RB offset	Channel/Frequency (MHz)			Tune-up Limit
				18700/1860	18900/1880	19100/1900	
20MHz	QPSK	1	0	16.41	16.52	16.53	17.50
		1	50	16.57	16.64	16.54	17.50
		1	99	16.56	16.70	16.72	17.50



		50	0	16.63	16.42	16.53	17.50
		50	25	16.75	16.59	16.75	17.50
		50	50	16.52	16.60	16.62	17.50
		100	0	16.75	16.44	16.71	17.50
	16QAM	1	0	16.53	15.57	16.64	17.50
		1	50	16.64	17.23	16.61	17.50
		1	99	16.77	17.17	16.63	17.50
		50	0	16.63	16.39	16.66	17.50
		50	25	16.51	16.64	16.78	17.50
		50	50	16.68	16.79	16.83	17.50
		100	0	16.73	16.42	16.62	17.50
	64QAM	1	0	16.38	16.67	16.48	17.50
		1	50	16.63	16.65	17.30	17.50
		1	99	16.55	16.73	16.57	17.50
		50	0	16.60	16.46	16.54	17.50
		50	25	16.62	16.58	16.77	17.50
		50	50	16.42	16.57	16.58	17.50
		100	0	16.65	16.40	16.66	17.50

LTE FDD Band 2 (REC On+Right Head+Wi-Fi/BT)				Conducted Power(dBm)			
Bandwidth	Modulation	RB size	RB offset	Channel/Frequency (MHz)			Tune-up Limit
				18607/1850.7	18900/1880	19193/1909.3	
1.4MHz	QPSK	1	0	13.86	13.90	13.86	14.00
		1	2	12.79	13.77	13.84	14.00
		1	5	13.85	13.80	13.94	14.00
		3	0	13.71	13.92	13.76	14.00
		3	2	13.66	13.80	13.74	14.00
		3	3	13.77	13.83	13.77	14.00
		6	0	13.63	13.77	13.85	14.00
	16QAM	1	0	13.87	13.91	13.82	14.00
		1	2	13.32	13.89	13.22	14.00
		1	5	13.85	13.84	13.82	14.00
		3	0	13.72	13.76	13.77	14.00
		3	2	13.77	13.80	13.74	14.00
		3	3	13.66	13.83	13.69	14.00
		6	0	13.69	13.73	13.80	14.00
	64QAM	1	0	13.77	13.89	13.86	14.00
		1	2	13.10	13.63	13.33	14.00
		1	5	13.70	13.84	13.62	14.00
		3	0	13.67	13.70	13.76	14.00
		3	2	13.67	13.70	13.72	14.00
		3	3	13.66	13.79	13.69	14.00



Bandwidth	Modulation	RB size	RB offset	Channel/Frequency (MHz)			Tune-up Limit
				18615/1851.5	18900/1880	19185/1908.5	
				6	0	13.64	
3MHz	QPSK	1	0	13.84	13.83	13.84	14.00
		1	7	12.79	13.77	13.83	14.00
		1	14	13.82	13.78	13.90	14.00
		8	0	13.69	13.88	13.73	14.00
		8	4	13.64	13.76	13.71	14.00
		8	7	13.73	13.79	13.74	14.00
		15	0	13.66	13.70	13.80	14.00
	16QAM	1	0	13.82	13.88	13.77	14.00
		1	7	13.29	13.88	13.19	14.00
		1	14	13.83	13.79	13.80	14.00
		8	0	13.69	13.75	13.75	14.00
		8	4	13.73	13.77	13.70	14.00
		8	7	13.64	13.79	13.66	14.00
		15	0	13.67	13.69	13.77	14.00
	64QAM	1	0	13.72	13.86	13.81	14.00
		1	7	13.07	13.62	13.30	14.00
		1	14	13.68	13.79	13.60	14.00
		8	0	13.64	13.69	13.74	14.00
		8	4	13.63	13.67	13.68	14.00
		8	7	13.64	13.75	13.66	14.00
		15	0	13.62	13.81	13.72	14.00
Bandwidth	Modulation	RB size	RB offset	Channel/Frequency (MHz)			Tune-up Limit
				18625/1852.5	18900/1880	19175/1907.5	
				5MHz	5MHz	5MHz	
5MHz	QPSK	1	0	13.81	13.81	13.80	14.00
		1	13	12.77	13.73	13.80	14.00
		1	24	13.79	13.73	13.86	14.00
		12	0	13.66	13.83	13.69	14.00
		12	6	13.62	13.72	13.66	14.00
		12	13	13.71	13.77	13.70	14.00
		25	0	13.64	13.69	13.78	14.00
	16QAM	1	0	13.79	13.84	13.74	14.00
		1	13	13.26	13.86	13.16	14.00
		1	24	13.80	13.77	13.76	14.00
		12	0	13.67	13.71	13.72	14.00
		12	6	13.70	13.72	13.66	14.00
		12	13	13.61	13.74	13.62	14.00
		25	0	13.65	13.65	13.72	14.00
	64QAM	1	0	13.69	13.82	13.78	14.00
		1	13	13.04	13.60	13.27	14.00
		1	24	13.65	13.77	13.56	14.00



Bandwidth	Modulation	RB size	RB offset	Channel/Frequency (MHz)			Tune-up Limit	
				18650/1855	18900/1880	19150/1905		
		12	0	13.62	13.65	13.71	14.00	
		12	6	13.60	13.62	13.64	14.00	
		12	13	13.61	13.70	13.62	14.00	
		25	0	13.60	13.77	13.67	14.00	
10MHz	QPSK	1	0	13.83	13.82	13.83	14.00	
		1	25	12.80	13.78	13.84	14.00	
		1	49	13.81	13.77	13.89	14.00	
		25	0	13.69	13.88	13.73	14.00	
		25	13	13.65	13.77	13.70	14.00	
		25	25	13.73	13.81	13.75	14.00	
		50	0	13.72	13.71	13.82	14.00	
	16QAM	1	0	13.81	13.87	13.76	14.00	
		1	25	13.29	13.90	13.19	14.00	
		1	49	13.83	13.79	13.79	14.00	
		25	0	13.70	13.76	13.76	14.00	
		25	13	13.72	13.76	13.69	14.00	
		25	25	13.64	13.79	13.66	14.00	
		50	0	13.68	13.70	13.76	14.00	
	64QAM	1	0	13.71	13.85	13.80	14.00	
		1	25	13.07	13.64	13.30	14.00	
		1	49	13.68	13.79	13.59	14.00	
		25	0	13.65	13.70	13.75	14.00	
		25	13	13.62	13.66	13.67	14.00	
		25	25	13.64	13.75	13.66	14.00	
		50	0	13.63	13.82	13.71	14.00	
	Bandwidth	Modulation	RB size	RB offset	Channel/Frequency (MHz)			Tune-up Limit
					18675/1857.5	18900/1880	19125/1902.5	
	15MHz	QPSK	1	0	13.82	13.78	13.81	14.00
1			38	12.78	13.77	13.81	14.00	
1			74	13.78	13.72	13.85	14.00	
36			0	13.67	13.84	13.70	14.00	
36			18	13.62	13.72	13.66	14.00	
36			39	13.70	13.78	13.71	14.00	
75			0	13.70	13.67	13.77	14.00	
16QAM		1	0	13.76	13.85	13.74	14.00	
		1	38	13.27	13.87	13.17	14.00	
		1	74	13.80	13.75	13.76	14.00	
		36	0	13.67	13.74	13.73	14.00	
		36	18	13.69	13.71	13.65	14.00	
		36	39	13.62	13.75	13.63	14.00	
		75	0	13.65	13.65	13.72	14.00	



Bandwidth	Modulation	RB size	RB offset	Channel/Frequency (MHz)			Tune-up Limit
				18700/1860	18900/1880	19100/1900	
	64QAM	1	0	13.66	13.83	13.78	14.00
		1	38	13.05	13.61	13.28	14.00
		1	74	13.65	13.75	13.56	14.00
		36	0	13.62	13.68	13.72	14.00
		36	18	13.59	13.61	13.63	14.00
		36	39	13.62	13.71	13.63	14.00
		75	0	13.60	13.77	13.67	14.00
20MHz	QPSK	1	0	13.79	13.74	13.78	14.00
		1	50	12.77	13.73	13.79	14.00
		1	99	13.76	13.71	13.82	14.00
		50	0	13.64	13.79	13.66	14.00
		50	25	13.60	13.68	13.63	14.00
		50	50	13.67	13.73	13.67	14.00
		100	0	13.67	13.62	13.73	14.00
	16QAM	1	0	13.74	13.81	13.69	14.00
		1	50	13.23	13.85	13.13	14.00
		1	99	13.78	13.72	13.74	14.00
		50	0	13.64	13.70	13.70	14.00
		50	25	13.66	13.69	13.62	14.00
		50	50	13.59	13.70	13.59	14.00
		100	0	13.63	13.61	13.69	14.00
	64QAM	1	0	13.64	13.79	13.73	14.00
		1	50	13.01	13.59	13.24	14.00
		1	99	13.63	13.72	13.54	14.00
		50	0	13.59	13.64	13.69	14.00
		50	25	13.56	13.59	13.60	14.00
		50	50	13.59	13.66	13.59	14.00
		100	0	13.58	13.73	13.64	14.00

LTE FDD Band 2 (REC Off)				Conducted Power(dBm)			Tune-up Limit
Bandwidth	Modulation	RB size	RB offset	Channel/Frequency (MHz)			
				18607/1850.7	18900/1880	19193/1909.3	
1.4MHz	QPSK	1	0	22.12	22.24	22.17	22.50
		1	2	22.02	21.84	21.93	22.50
		1	5	22.03	22.05	22.03	22.50
		3	0	22.00	22.16	22.15	22.50
		3	2	21.89	22.10	22.12	22.50
		3	3	21.97	22.13	22.10	22.50
		6	0	21.90	22.11	22.09	22.50
	16QAM	1	0	22.23	22.22	22.19	22.50



		1	2	22.08	22.06	21.94	22.50	
		1	5	21.88	22.07	21.91	22.50	
		3	0	21.87	21.98	22.08	22.50	
		3	2	22.01	22.00	22.01	22.50	
		3	3	21.89	22.11	22.02	22.50	
		6	0	21.91	22.02	22.05	22.50	
	64QAM	1	0	21.91	22.11	22.31	22.50	
		1	2	21.91	22.02	21.86	22.50	
		1	5	22.09	22.17	22.13	22.50	
		3	0	21.82	21.85	21.93	22.50	
		3	2	21.77	21.82	21.82	22.50	
		3	3	21.72	21.96	21.85	22.50	
	6	0	21.26	21.41	21.41	21.50		
	Bandwidth	Modulation	RB size	RB offset	Channel/Frequency (MHz)			Tune-up Limit
18615/1851.5					18900/1880	19185/1908.5		
3MHz	QPSK	1	0	22.08	22.16	22.12	22.50	
		1	7	21.99	21.79	21.88	22.50	
		1	14	21.98	21.99	21.96	22.50	
		8	0	21.95	22.07	22.08	22.50	
		8	4	21.84	22.01	22.05	22.50	
		8	7	21.91	22.05	22.02	22.50	
		15	0	21.85	22.02	22.00	22.50	
	16QAM	1	0	22.16	22.16	22.12	22.50	
		1	7	22.02	22.01	21.88	22.50	
		1	14	21.83	22.00	21.86	22.50	
		8	0	21.81	21.92	22.02	22.50	
		8	4	21.95	21.93	21.94	22.50	
		8	7	21.84	22.02	21.95	22.50	
		15	0	21.86	21.93	21.98	22.50	
	64QAM	1	0	21.84	22.05	22.24	22.50	
		1	7	21.85	21.97	21.80	22.50	
		1	14	22.04	22.10	22.08	22.50	
		8	0	21.29	21.32	21.40	21.50	
		8	4	21.24	21.28	21.28	21.50	
		8	7	21.20	21.40	21.31	21.50	
		15	0	21.21	21.32	21.34	21.50	
	Bandwidth	Modulation	RB size	RB offset	Channel/Frequency (MHz)			Tune-up Limit
					18625/1852.5	18900/1880	19175/1907.5	
	5MHz	QPSK	1	0	22.05	22.14	22.08	22.50
1			13	21.97	21.75	21.85	22.50	
1			24	21.95	21.94	21.92	22.50	
12			0	21.92	22.02	22.04	22.50	
12			6	21.82	21.97	22.00	22.50	



		12	13	21.89	22.03	21.98	22.50
		25	0	21.83	22.01	21.98	22.50
	16QAM	1	0	22.13	22.12	22.09	22.50
		1	13	21.99	21.99	21.85	22.50
		1	24	21.80	21.98	21.82	22.50
		12	0	21.79	21.88	21.99	22.50
		12	6	21.92	21.88	21.90	22.50
		12	13	21.81	21.97	21.91	22.50
		25	0	21.84	21.89	21.93	22.50
	64QAM	1	0	21.81	22.01	22.21	22.50
		1	13	21.82	21.95	21.77	22.50
		1	24	22.01	22.08	22.04	22.50
		12	0	21.27	21.28	21.37	21.50
		12	6	21.21	21.23	21.24	21.50
12		13	21.17	21.35	21.27	21.50	
25		0	21.19	21.28	21.29	21.50	
Bandwidth	Modulation	RB size	RB offset	Channel/Frequency (MHz)			Tune-up Limit
				18650/1855	18900/1880	19150/1905	
10MHz	QPSK	1	0	22.07	22.15	22.11	22.50
		1	25	22.00	21.80	21.89	22.50
		1	49	21.97	21.98	21.95	22.50
		25	0	21.95	22.07	22.08	22.50
		25	13	21.85	22.02	22.04	22.50
		25	25	21.91	22.07	22.03	22.50
		50	0	21.91	22.03	22.02	22.50
	16QAM	1	0	22.15	22.15	22.11	22.50
		1	25	22.02	22.03	21.88	22.50
		1	49	21.83	22.00	21.85	22.50
		25	0	21.82	21.93	22.03	22.50
		25	13	21.94	21.92	21.93	22.50
		25	25	21.84	22.02	21.95	22.50
		50	0	21.87	21.94	21.97	22.50
	64QAM	1	0	21.83	22.04	22.23	22.50
		1	25	21.85	21.99	21.80	22.50
		1	49	22.04	22.10	22.07	22.50
		25	0	21.30	21.33	21.41	21.50
		25	13	21.23	21.27	21.27	21.50
		25	25	21.20	21.40	21.31	21.50
		50	0	21.22	21.33	21.33	21.50
Bandwidth	Modulation	RB size	RB offset	Channel/Frequency (MHz)			Tune-up Limit
				18675/1857.5	18900/1880	19125/1902.5	
15MHz	QPSK	1	0	22.06	22.11	22.09	22.50
		1	38	21.98	21.79	21.86	22.50



		1	74	21.94	21.93	21.91	22.50	
		36	0	21.93	22.03	22.05	22.50	
		36	18	21.82	21.97	22.00	22.50	
		36	39	21.88	22.04	21.99	22.50	
		75	0	21.89	21.99	21.97	22.50	
	16QAM	1	0	22.10	22.13	22.09	22.50	
		1	38	22.00	22.00	21.86	22.50	
		1	74	21.80	21.96	21.82	22.50	
		36	0	21.79	21.91	22.00	22.50	
		36	18	21.91	21.87	21.89	22.50	
		36	39	21.82	21.98	21.92	22.50	
		75	0	21.84	21.89	21.93	22.50	
	64QAM	1	0	21.78	22.02	22.21	22.50	
		1	38	21.83	21.96	21.78	22.50	
		1	74	22.01	22.06	22.04	22.50	
		36	0	21.27	21.31	21.38	21.50	
		36	18	21.20	21.22	21.23	21.50	
		36	39	21.18	21.36	21.28	21.50	
		75	0	21.19	21.28	21.29	21.50	
	Bandwidth	Modulation	RB size	RB offset	Channel/Frequency (MHz)			Tune-up Limit
					18700/1860	18900/1880	19100/1900	
20MHz	QPSK	1	0	22.03	22.07	22.06	22.50	
		1	50	21.97	21.75	21.84	22.50	
		1	99	21.92	21.92	21.88	22.50	
		50	0	21.90	21.98	22.01	22.50	
		50	25	21.80	21.93	21.97	22.50	
		50	50	21.85	21.99	21.95	22.50	
		100	0	21.86	21.94	21.93	22.50	
	16QAM	1	0	22.08	22.09	22.04	22.50	
		1	50	21.96	21.98	21.82	22.50	
		1	99	21.78	21.93	21.80	22.50	
		50	0	21.76	21.87	21.97	22.50	
		50	25	21.88	21.85	21.86	22.50	
		50	50	21.79	21.93	21.88	22.50	
		100	0	21.82	21.85	21.90	22.50	
	64QAM	1	0	21.76	21.98	22.16	22.50	
		1	50	21.79	21.94	21.74	22.50	
		1	99	21.99	22.03	22.02	22.50	
		50	0	21.24	21.27	21.35	21.50	
		50	25	21.17	21.20	21.20	21.50	
		50	50	21.15	21.31	21.24	21.50	
		100	0	21.17	21.24	21.26	21.50	



LTE FDD Band 2 (REC Off+Wi-Fi/BT)				Conducted Power(dBm)			
Bandwidth	Modulation	RB size	RB offset	Channel/Frequency (MHz)			Tune-up Limit
				18607/1850.7	18900/1880	19193/1909.3	
1.4MHz	QPSK	1	0	18.95	19.14	19.07	19.50
		1	2	18.94	19.11	18.84	19.50
		1	5	18.86	19.00	18.99	19.50
		3	0	18.96	18.97	19.06	19.50
		3	2	18.91	19.00	19.08	19.50
		3	3	18.91	18.97	18.99	19.50
		6	0	18.79	19.03	18.96	19.50
	16QAM	1	0	19.08	19.10	19.16	19.50
		1	2	18.95	18.77	19.04	19.50
		1	5	19.04	19.10	19.15	19.50
		3	0	18.88	18.84	18.92	19.50
		3	2	18.83	18.95	18.99	19.50
		3	3	18.84	19.00	18.93	19.50
		6	0	18.74	18.81	18.97	19.50
	64QAM	1	0	19.06	19.13	19.12	19.50
		1	2	18.90	18.84	18.94	19.50
		1	5	18.99	19.24	19.10	19.50
		3	0	18.90	18.97	18.95	19.50
		3	2	18.86	18.93	18.91	19.50
		3	3	18.82	19.00	18.94	19.50
		6	0	18.76	18.83	18.88	19.50
Bandwidth	Modulation	RB size	RB offset	Channel/Frequency (MHz)			Tune-up Limit
				18615/1851.5	18900/1880	19185/1908.5	
3MHz	QPSK	1	0	18.92	19.10	19.04	19.50
		1	7	18.93	19.07	18.82	19.50
		1	14	18.84	18.99	18.96	19.50
		8	0	18.93	18.92	19.02	19.50
		8	4	18.89	18.96	19.05	19.50
		8	7	18.88	18.92	18.95	19.50
		15	0	18.76	18.98	18.92	19.50
	16QAM	1	0	19.06	19.06	19.11	19.50
		1	7	18.91	18.75	19.00	19.50
		1	14	19.02	19.07	19.13	19.50
		8	0	18.85	18.80	18.89	19.50
		8	4	18.80	18.93	18.96	19.50
		8	7	18.81	18.95	18.89	19.50
		15	0	18.72	18.77	18.94	19.50
	64QAM	1	0	19.04	19.09	19.07	19.50
		1	7	18.86	18.82	18.90	19.50



Bandwidth	Modulation	RB size	RB offset	Channel/Frequency (MHz)			Tune-up Limit	
				18625/1852.5	18900/1880	19175/1907.5		
		1	14	18.97	19.21	19.08	19.50	
		8	0	18.87	18.93	18.92	19.50	
		8	4	18.83	18.91	18.88	19.50	
		8	7	18.79	18.95	18.90	19.50	
		15	0	18.74	18.79	18.85	19.50	
5MHz	QPSK	1	0	18.89	19.08	19.00	19.50	
		1	13	18.91	19.03	18.79	19.50	
		1	24	18.81	18.94	18.92	19.50	
		12	0	18.90	18.87	18.98	19.50	
		12	6	18.87	18.92	19.00	19.50	
		12	13	18.86	18.90	18.91	19.50	
		25	0	18.74	18.97	18.90	19.50	
	16QAM	1	0	19.03	19.02	19.08	19.50	
		1	13	18.88	18.73	18.97	19.50	
		1	24	18.99	19.05	19.09	19.50	
		12	0	18.83	18.76	18.86	19.50	
		12	6	18.77	18.88	18.92	19.50	
		12	13	18.78	18.90	18.85	19.50	
		25	0	18.70	18.73	18.89	19.50	
	64QAM	1	0	19.01	19.05	19.04	19.50	
		1	13	18.83	18.80	18.87	19.50	
		1	24	18.94	19.19	19.04	19.50	
		12	0	18.85	18.89	18.89	19.50	
		12	6	18.80	18.86	18.84	19.50	
		12	13	18.76	18.90	18.86	19.50	
		25	0	18.72	18.75	18.80	19.50	
	Bandwidth	Modulation	RB size	RB offset	Channel/Frequency (MHz)			Tune-up Limit
					18650/1855	18900/1880	19150/1905	
	10MHz	QPSK	1	0	18.91	19.09	19.03	19.50
			1	25	18.94	19.08	18.83	19.50
			1	49	18.83	18.98	18.95	19.50
			25	0	18.93	18.92	19.02	19.50
			25	13	18.90	18.97	19.04	19.50
25			25	18.88	18.94	18.96	19.50	
50			0	18.82	18.99	18.94	19.50	
16QAM		1	0	19.05	19.05	19.10	19.50	
		1	25	18.91	18.77	19.00	19.50	
		1	49	19.02	19.07	19.12	19.50	
		25	0	18.86	18.81	18.90	19.50	
		25	13	18.79	18.92	18.95	19.50	
		25	25	18.81	18.95	18.89	19.50	



	64QAM	50	0	18.73	18.78	18.93	19.50
		1	0	19.03	19.08	19.06	19.50
		1	25	18.86	18.84	18.90	19.50
		1	49	18.97	19.21	19.07	19.50
		25	0	18.88	18.94	18.93	19.50
		25	13	18.82	18.90	18.87	19.50
		25	25	18.79	18.95	18.90	19.50
		50	0	18.75	18.80	18.84	19.50
Bandwidth	Modulation	RB size	RB offset	Channel/Frequency (MHz)			Tune-up Limit
				18675/1857.5	18900/1880	19125/1902.5	
15MHz	QPSK	1	0	18.90	19.05	19.01	19.50
		1	38	18.92	19.07	18.80	19.50
		1	74	18.80	18.93	18.91	19.50
		36	0	18.91	18.88	18.99	19.50
		36	18	18.87	18.92	19.00	19.50
		36	39	18.85	18.91	18.92	19.50
		75	0	18.80	18.95	18.89	19.50
	16QAM	1	0	19.00	19.03	19.08	19.50
		1	38	18.89	18.74	18.98	19.50
		1	74	18.99	19.03	19.09	19.50
		36	0	18.83	18.79	18.87	19.50
		36	18	18.76	18.87	18.91	19.50
		36	39	18.79	18.91	18.86	19.50
		75	0	18.70	18.73	18.89	19.50
	64QAM	1	0	18.98	19.06	19.04	19.50
		1	38	18.84	18.81	18.88	19.50
		1	74	18.94	19.17	19.04	19.50
		36	0	18.85	18.92	18.90	19.50
		36	18	18.79	18.85	18.83	19.50
		36	39	18.77	18.91	18.87	19.50
		75	0	18.72	18.75	18.80	19.50
Bandwidth	Modulation	RB size	RB offset	Channel/Frequency (MHz)			Tune-up Limit
				18700/1860	18900/1880	19100/1900	
20MHz	QPSK	1	0	18.87	19.01	18.98	19.50
		1	50	18.91	19.03	18.78	19.50
		1	99	18.78	18.92	18.88	19.50
		50	0	18.88	18.83	18.95	19.50
		50	25	18.85	18.88	18.97	19.50
		50	50	18.82	18.86	18.88	19.50
		100	0	18.77	18.90	18.85	19.50
	16QAM	1	0	18.98	18.99	19.03	19.50
		1	50	18.85	18.72	18.94	19.50
		1	99	18.97	19.00	19.07	19.50



		50	0	18.80	18.75	18.84	19.50
		50	25	18.73	18.85	18.88	19.50
		50	50	18.76	18.86	18.82	19.50
		100	0	18.68	18.69	18.86	19.50
	64QAM	1	0	18.96	19.02	18.99	19.50
		1	50	18.80	18.79	18.84	19.50
		1	99	18.92	19.14	19.02	19.50
		50	0	18.82	18.88	18.87	19.50
		50	25	18.76	18.83	18.80	19.50
		50	50	18.74	18.86	18.83	19.50
		100	0	18.70	18.71	18.77	19.50

LTE FDD Band 4 (REC On+Left Head)				Conducted Power(dBm)			
Bandwidth	Modulation	RB size	RB offset	Channel/Frequency (MHz)			Tune-up Limit
				19957/1710.7	20175/1732.5	20393/1754.3	
1.4MHz	QPSK	1	0	19.85	19.83	19.81	20.50
		1	2	19.73	19.66	19.59	20.50
		1	5	19.69	19.57	19.70	20.50
		3	0	19.72	19.67	19.62	20.50
		3	2	19.71	19.72	19.72	20.50
		3	3	19.66	19.52	19.65	20.50
		6	0	19.51	19.69	19.59	20.50
	16QAM	1	0	19.87	19.70	19.82	20.50
		1	2	19.54	19.76	19.81	20.50
		1	5	19.53	19.80	19.70	20.50
		3	0	19.80	19.60	19.56	20.50
		3	2	19.72	19.67	19.54	20.50
		3	3	19.66	19.56	19.62	20.50
		6	0	19.67	19.56	19.58	20.50
	64QAM	1	0	19.81	19.71	19.61	20.50
		1	2	19.55	19.64	19.81	20.50
		1	5	19.61	19.52	19.70	20.50
		3	0	19.78	19.56	19.51	20.50
		3	2	19.69	19.46	19.63	20.50
		3	3	19.63	19.65	19.49	20.50
		6	0	19.66	19.54	19.59	20.50
Bandwidth	Modulation	RB size	RB offset	Channel/Frequency (MHz)			Tune-up Limit
3MHz	QPSK	1	0	19.82	19.79	19.78	20.50
		1	7	19.72	19.62	19.57	20.50
		1	14	19.67	19.56	19.67	20.50
		8	0	19.69	19.62	19.58	20.50



		8	4	19.69	19.68	19.69	20.50	
		8	7	19.63	19.47	19.61	20.50	
		15	0	19.48	19.64	19.55	20.50	
	16QAM		1	0	19.85	19.66	19.77	20.50
			1	7	19.50	19.74	19.77	20.50
			1	14	19.51	19.77	19.68	20.50
			8	0	19.77	19.56	19.53	20.50
			8	4	19.69	19.65	19.51	20.50
			8	7	19.63	19.51	19.58	20.50
	64QAM		15	0	19.65	19.52	19.55	20.50
			1	0	19.79	19.67	19.56	20.50
			1	7	19.51	19.62	19.77	20.50
			1	14	19.59	19.49	19.68	20.50
			8	0	19.75	19.52	19.48	20.50
			8	4	19.66	19.44	19.60	20.50
8			7	19.60	19.60	19.45	20.50	
		15	0	19.64	19.50	19.56	20.50	
Bandwidth	Modulation	RB size	RB offset	Channel/Frequency (MHz)			Tune-up Limit	
				19975/1712.5	20175/1732.5	20375/1752.5		
5MHz	QPSK	1	0	19.79	19.77	19.74	20.50	
		1	13	19.70	19.58	19.54	20.50	
		1	24	19.64	19.51	19.63	20.50	
		12	0	19.66	19.57	19.54	20.50	
		12	6	19.67	19.64	19.64	20.50	
		12	13	19.61	19.45	19.57	20.50	
		25	0	19.46	19.63	19.53	20.50	
	16QAM		1	0	19.82	19.62	19.74	20.50
			1	13	19.47	19.72	19.74	20.50
			1	24	19.48	19.75	19.64	20.50
			12	0	19.75	19.52	19.50	20.50
			12	6	19.66	19.60	19.47	20.50
			12	13	19.60	19.46	19.54	20.50
			25	0	19.63	19.48	19.50	20.50
	64QAM		1	0	19.76	19.63	19.53	20.50
			1	13	19.48	19.60	19.74	20.50
			1	24	19.56	19.47	19.64	20.50
			12	0	19.73	19.48	19.45	20.50
			12	6	19.63	19.39	19.56	20.50
			12	13	19.57	19.55	19.41	20.50
			25	0	19.62	19.46	19.51	20.50
Bandwidth	Modulation	RB size	RB offset	Channel/Frequency (MHz)			Tune-up Limit	
				20000/1715	20175/1732.5	20350/1750		
10MHz	QPSK	1	0	19.81	19.78	19.77	20.50	



		1	25	19.73	19.63	19.58	20.50	
		1	49	19.66	19.55	19.66	20.50	
		25	0	19.69	19.62	19.58	20.50	
		25	13	19.70	19.69	19.68	20.50	
		25	25	19.63	19.49	19.62	20.50	
		50	0	19.54	19.65	19.57	20.50	
	16QAM	1	0	19.84	19.65	19.76	20.50	
		1	25	19.50	19.76	19.77	20.50	
		1	49	19.51	19.77	19.67	20.50	
		25	0	19.78	19.57	19.54	20.50	
		25	13	19.68	19.64	19.50	20.50	
		25	25	19.63	19.51	19.58	20.50	
	64QAM	50	0	19.66	19.53	19.54	20.50	
		1	0	19.78	19.66	19.55	20.50	
		1	25	19.51	19.64	19.77	20.50	
		1	49	19.59	19.49	19.67	20.50	
		25	0	19.76	19.53	19.49	20.50	
		25	13	19.65	19.43	19.59	20.50	
	Bandwidth	Modulation	RB size	RB offset	Channel/Frequency (MHz)			Tune-up Limit
					20025/1717.5	20175/1732.5	20325/1747.5	
	15MHz	QPSK	1	0	19.80	19.74	19.75	20.50
1			38	19.71	19.62	19.55	20.50	
1			74	19.63	19.50	19.62	20.50	
36			0	19.67	19.58	19.55	20.50	
36			18	19.67	19.64	19.64	20.50	
36			39	19.60	19.46	19.58	20.50	
75			0	19.52	19.61	19.52	20.50	
16QAM		1	0	19.79	19.63	19.74	20.50	
		1	38	19.48	19.73	19.75	20.50	
		1	74	19.48	19.73	19.64	20.50	
		36	0	19.75	19.55	19.51	20.50	
		36	18	19.65	19.59	19.46	20.50	
		36	39	19.61	19.47	19.55	20.50	
		75	0	19.63	19.48	19.50	20.50	
64QAM		1	0	19.73	19.64	19.53	20.50	
		1	38	19.49	19.61	19.75	20.50	
		1	74	19.56	19.45	19.64	20.50	
		36	0	19.73	19.51	19.46	20.50	
		36	18	19.62	19.38	19.55	20.50	
		36	39	19.58	19.56	19.42	20.50	
		75	0	19.62	19.46	19.51	20.50	



Bandwidth	Modulation	RB size	RB offset	Channel/Frequency (MHz)			Tune-up Limit
				20050/1720	20175/1732.5	20300/1745	
20MHz	QPSK	1	0	19.77	19.70	19.72	20.50
		1	50	19.70	19.58	19.53	20.50
		1	99	19.61	19.49	19.59	20.50
		50	0	19.64	19.53	19.51	20.50
		50	25	19.65	19.60	19.61	20.50
		50	50	19.57	19.41	19.54	20.50
		100	0	19.49	19.56	19.48	20.50
	16QAM	1	0	19.77	19.59	19.69	20.50
		1	50	19.44	19.71	19.71	20.50
		1	99	19.46	19.70	19.62	20.50
		50	0	19.72	19.51	19.48	20.50
		50	25	19.62	19.57	19.43	20.50
		50	50	19.58	19.42	19.51	20.50
		100	0	19.61	19.44	19.47	20.50
	64QAM	1	0	19.71	19.60	19.48	20.50
		1	50	19.45	19.59	19.71	20.50
		1	99	19.54	19.42	19.62	20.50
		50	0	19.70	19.47	19.43	20.50
		50	25	19.59	19.36	19.52	20.50
		50	50	19.55	19.51	19.38	20.50
		100	0	19.60	19.42	19.48	20.50

LTE FDD Band 4 (REC On+Right Head)				Conducted Power(dBm)			
Bandwidth	Modulation	RB size	RB offset	Channel/Frequency (MHz)			Tune-up Limit
				19957/1710.7	20175/1732.5	20393/1754.3	
1.4MHz	QPSK	1	0	17.40	17.40	17.32	18.00
		1	2	17.32	16.66	16.53	18.00
		1	5	17.23	17.11	17.02	18.00
		3	0	17.27	17.16	17.14	18.00
		3	2	17.28	17.19	17.17	18.00
		3	3	17.30	17.04	17.15	18.00
		6	0	17.04	17.24	17.16	18.00
	16QAM	1	0	17.41	17.58	17.42	18.00
		1	2	17.10	16.58	16.88	18.00
		1	5	17.30	17.40	17.38	18.00
		3	0	17.27	17.21	17.12	18.00
		3	2	17.17	17.13	17.08	18.00
		3	3	17.07	16.95	17.02	18.00
		6	0	17.13	17.09	16.99	18.00
	64QAM	1	0	17.36	17.33	17.48	18.00



Bandwidth	Modulation	RB size	RB offset	Channel/Frequency (MHz)			Tune-up Limit	
				19965/1711.5	20175/1732.5	20385/1753.5		
		1	2	17.28	16.36	16.85	18.00	
		1	5	17.36	17.09	17.18	18.00	
		3	0	17.15	17.11	17.14	18.00	
		3	2	17.17	17.13	17.14	18.00	
		3	3	17.07	17.02	16.97	18.00	
		6	0	17.10	17.10	16.95	18.00	
3MHz	QPSK	1	0	17.38	17.33	17.30	18.00	
		1	7	17.32	16.66	16.52	18.00	
		1	14	17.20	17.09	16.98	18.00	
		8	0	17.25	17.12	17.11	18.00	
		8	4	17.26	17.15	17.14	18.00	
		8	7	17.26	17.00	17.12	18.00	
		15	0	17.07	17.17	17.11	18.00	
	16QAM	1	0	17.36	17.55	17.37	18.00	
		1	7	17.07	16.57	16.85	18.00	
		1	14	17.28	17.35	17.36	18.00	
		8	0	17.24	17.20	17.10	18.00	
		8	4	17.13	17.10	17.04	18.00	
		8	7	17.05	16.91	16.99	18.00	
		15	0	17.11	17.05	16.96	18.00	
	64QAM	1	0	17.31	17.30	17.43	18.00	
		1	7	17.25	16.35	16.82	18.00	
		1	14	17.34	17.04	17.16	18.00	
		8	0	17.12	17.10	17.12	18.00	
		8	4	17.13	17.10	17.10	18.00	
		8	7	17.05	16.98	16.94	18.00	
		15	0	17.08	17.06	16.92	18.00	
	Bandwidth	Modulation	RB size	RB offset	Channel/Frequency (MHz)			Tune-up Limit
					19975/1712.5	20175/1732.5	20375/1752.5	
	5MHz	QPSK	1	0	17.35	17.31	17.26	18.00
1			13	17.30	16.62	16.49	18.00	
1			24	17.17	17.04	16.94	18.00	
12			0	17.22	17.07	17.07	18.00	
12			6	17.24	17.11	17.09	18.00	
12			13	17.24	16.98	17.08	18.00	
25			0	17.05	17.16	17.09	18.00	
16QAM		1	0	17.33	17.51	17.34	18.00	
		1	13	17.04	16.55	16.82	18.00	
		1	24	17.25	17.33	17.32	18.00	
		12	0	17.22	17.16	17.07	18.00	
		12	6	17.10	17.05	17.00	18.00	



Bandwidth	Modulation	RB size	RB offset	Channel/Frequency (MHz)			Tune-up Limit
				20000/1715	20175/1732.5	20350/1750	
	64QAM	12	13	17.02	16.86	16.95	18.00
		25	0	17.09	17.01	16.91	18.00
		1	0	17.28	17.26	17.40	18.00
		1	13	17.22	16.33	16.79	18.00
		1	24	17.31	17.02	17.12	18.00
		12	0	17.10	17.06	17.09	18.00
		12	6	17.10	17.05	17.06	18.00
		12	13	17.02	16.93	16.90	18.00
		25	0	17.06	17.02	16.87	18.00
10MHz	QPSK	1	0	17.37	17.32	17.29	18.00
		1	25	17.33	16.67	16.53	18.00
		1	49	17.19	17.08	16.97	18.00
		25	0	17.25	17.12	17.11	18.00
		25	13	17.27	17.16	17.13	18.00
		25	25	17.26	17.02	17.13	18.00
		50	0	17.13	17.18	17.13	18.00
	16QAM	1	0	17.35	17.54	17.36	18.00
		1	25	17.07	16.59	16.85	18.00
		1	49	17.28	17.35	17.35	18.00
		25	0	17.25	17.21	17.11	18.00
		25	13	17.12	17.09	17.03	18.00
		25	25	17.05	16.91	16.99	18.00
		50	0	17.12	17.06	16.95	18.00
	64QAM	1	0	17.30	17.29	17.42	18.00
		1	25	17.25	16.37	16.82	18.00
		1	49	17.34	17.04	17.15	18.00
		25	0	17.13	17.11	17.13	18.00
		25	13	17.12	17.09	17.09	18.00
		25	25	17.05	16.98	16.94	18.00
		50	0	17.09	17.07	16.91	18.00
Bandwidth	Modulation	RB size	RB offset	Channel/Frequency (MHz)			Tune-up Limit
				20025/1717.5	20175/1732.5	20325/1747.5	
15MHz	QPSK	1	0	17.36	17.28	17.27	18.00
		1	38	17.31	16.66	16.50	18.00
		1	74	17.16	17.03	16.93	18.00
		36	0	17.23	17.08	17.08	18.00
		36	18	17.24	17.11	17.09	18.00
		36	39	17.23	16.99	17.09	18.00
		75	0	17.11	17.14	17.08	18.00
	16QAM	1	0	17.30	17.52	17.34	18.00
		1	38	17.05	16.56	16.83	18.00



		1	74	17.25	17.31	17.32	18.00	
		36	0	17.22	17.19	17.08	18.00	
		36	18	17.09	17.04	16.99	18.00	
		36	39	17.03	16.87	16.96	18.00	
		75	0	17.09	17.01	16.91	18.00	
	64QAM	1	0	17.25	17.27	17.40	18.00	
		1	38	17.23	16.34	16.80	18.00	
		1	74	17.31	17.00	17.12	18.00	
		36	0	17.10	17.09	17.10	18.00	
		36	18	17.09	17.04	17.05	18.00	
		36	39	17.03	16.94	16.91	18.00	
		75	0	17.06	17.02	16.87	18.00	
	Bandwidth	Modulation	RB size	RB offset	Channel/Frequency (MHz)			Tune-up Limit
					20050/1720	20175/1732.5	20300/1745	
20MHz	QPSK	1	0	17.33	17.24	17.24	18.00	
		1	50	17.30	16.62	16.48	18.00	
		1	99	17.14	17.02	16.90	18.00	
		50	0	17.20	17.03	17.04	18.00	
		50	25	17.22	17.07	17.06	18.00	
		50	50	17.20	16.94	17.05	18.00	
		100	0	17.08	17.09	17.04	18.00	
	16QAM	1	0	17.28	17.48	17.29	18.00	
		1	50	17.01	16.54	16.79	18.00	
		1	99	17.23	17.28	17.30	18.00	
		50	0	17.19	17.15	17.05	18.00	
		50	25	17.06	17.02	16.96	18.00	
		50	50	17.00	16.82	16.92	18.00	
		100	0	17.07	16.97	16.88	18.00	
	64QAM	1	0	17.23	17.23	17.35	18.00	
		1	50	17.19	16.32	16.76	18.00	
		1	99	17.29	16.97	17.10	18.00	
		50	0	17.07	17.05	17.07	18.00	
		50	25	17.06	17.02	17.02	18.00	
		50	50	17.00	16.89	16.87	18.00	
		100	0	17.04	16.98	16.84	18.00	

LTE FDD Band 4 (REC On+Left Head+Wi-Fi/BT)				Conducted Power(dBm)			
Bandwidth	Modulation	RB size	RB offset	Channel/Frequency (MHz)			Tune-up Limit
				19957/1710.7	20175/1732.5	20393/1754.3	
1.4MHz	QPSK	1	0	16.91	16.96	16.87	17.50
		1	2	16.73	16.19	16.34	17.50
		1	5	16.74	16.67	16.72	17.50



		3	0	16.72	16.70	16.53	17.50	
		3	2	16.74	16.73	16.55	17.50	
		3	3	16.70	16.73	16.71	17.50	
		6	0	16.65	16.80	16.34	17.50	
	16QAM	1	0	17.03	16.83	17.03	17.50	
		1	2	16.96	16.25	16.15	17.50	
		1	5	16.89	16.82	16.93	17.50	
		3	0	16.74	16.80	16.78	17.50	
		3	2	16.71	16.62	16.65	17.50	
		3	3	16.70	16.71	16.53	17.50	
		6	0	16.66	16.63	16.51	17.50	
	64QAM	1	0	17.04	16.98	16.63	17.50	
		1	2	16.71	15.79	16.64	17.50	
		1	5	16.91	16.84	16.80	17.50	
		3	0	16.73	16.64	16.77	17.50	
		3	2	16.81	16.64	16.51	17.50	
		3	3	16.64	16.72	16.51	17.50	
		6	0	16.68	16.54	16.56	17.50	
Bandwidth	Modulation	RB size	RB offset	Channel/Frequency (MHz)			Tune-up Limit	
				19965/1711.5	20175/1732.5	20385/1753.5		
3MHz	QPSK	1	0	16.87	16.88	16.82	17.50	
		1	7	16.70	16.14	16.29	17.50	
		1	14	16.69	16.61	16.65	17.50	
		8	0	16.67	16.61	16.46	17.50	
		8	4	16.69	16.64	16.48	17.50	
		8	7	16.64	16.65	16.63	17.50	
		15	0	16.60	16.71	16.25	17.50	
	16QAM	1	0	16.96	16.77	16.96	17.50	
		1	7	16.90	16.20	16.09	17.50	
		1	14	16.84	16.75	16.88	17.50	
		8	0	16.68	16.74	16.72	17.50	
		8	4	16.65	16.55	16.58	17.50	
		8	7	16.65	16.62	16.46	17.50	
		15	0	16.61	16.54	16.44	17.50	
	64QAM	1	0	16.97	16.92	16.56	17.50	
		1	7	16.65	15.74	16.58	17.50	
		1	14	16.86	16.77	16.75	17.50	
		8	0	16.67	16.58	16.71	17.50	
		8	4	16.75	16.57	16.44	17.50	
		8	7	16.59	16.63	16.44	17.50	
		15	0	16.63	16.45	16.49	17.50	
	Bandwidth	Modulation	RB size	RB offset	Channel/Frequency (MHz)			Tune-up Limit
					19975/1712.5	20175/1732.5	20375/1752.5	



5MHz	QPSK	1	0	16.84	16.86	16.78	17.50
		1	13	16.68	16.10	16.26	17.50
		1	24	16.66	16.56	16.61	17.50
		12	0	16.64	16.56	16.42	17.50
		12	6	16.67	16.60	16.43	17.50
		12	13	16.62	16.63	16.59	17.50
		25	0	16.58	16.70	16.23	17.50
	16QAM	1	0	16.93	16.73	16.93	17.50
		1	13	16.87	16.18	16.06	17.50
		1	24	16.81	16.73	16.84	17.50
		12	0	16.66	16.70	16.69	17.50
		12	6	16.62	16.50	16.54	17.50
		12	13	16.62	16.57	16.42	17.50
		25	0	16.59	16.50	16.39	17.50
	64QAM	1	0	16.94	16.88	16.53	17.50
		1	13	16.62	15.72	16.55	17.50
		1	24	16.83	16.75	16.71	17.50
		12	0	16.65	16.54	16.68	17.50
		12	6	16.72	16.52	16.40	17.50
		12	13	16.56	16.58	16.40	17.50
		25	0	16.61	16.41	16.44	17.50
Bandwidth	Modulation	RB size	RB offset	Channel/Frequency (MHz)			Tune-up Limit
				20000/1715	20175/1732.5	20350/1750	
10MHz	QPSK	1	0	16.86	16.87	16.81	17.50
		1	25	16.71	16.15	16.30	17.50
		1	49	16.68	16.60	16.64	17.50
		25	0	16.67	16.61	16.46	17.50
		25	13	16.70	16.65	16.47	17.50
		25	25	16.64	16.67	16.64	17.50
		50	0	16.66	16.72	16.27	17.50
	16QAM	1	0	16.95	16.76	16.95	17.50
		1	25	16.90	16.22	16.09	17.50
		1	49	16.84	16.75	16.87	17.50
		25	0	16.69	16.75	16.73	17.50
		25	13	16.64	16.54	16.57	17.50
		25	25	16.65	16.62	16.46	17.50
		50	0	16.62	16.55	16.43	17.50
	64QAM	1	0	16.96	16.91	16.55	17.50
		1	25	16.65	15.76	16.58	17.50
		1	49	16.86	16.77	16.74	17.50
		25	0	16.68	16.59	16.72	17.50
		25	13	16.74	16.56	16.43	17.50
		25	25	16.59	16.63	16.44	17.50



Bandwidth	Modulation	50	0	16.64	16.46	16.48	17.50
		RB size	RB offset	Channel/Frequency (MHz)			Tune-up Limit
				20025/1717.5	20175/1732.5	20325/1747.5	
15MHz	QPSK	1	0	16.85	16.83	16.79	17.50
		1	38	16.69	16.14	16.27	17.50
		1	74	16.65	16.55	16.60	17.50
		36	0	16.65	16.57	16.43	17.50
		36	18	16.67	16.60	16.43	17.50
		36	39	16.61	16.64	16.60	17.50
		75	0	16.64	16.68	16.22	17.50
	16QAM	1	0	16.90	16.74	16.93	17.50
		1	38	16.88	16.19	16.07	17.50
		1	74	16.81	16.71	16.84	17.50
		36	0	16.66	16.73	16.70	17.50
		36	18	16.61	16.49	16.53	17.50
		36	39	16.63	16.58	16.43	17.50
		75	0	16.59	16.50	16.39	17.50
	64QAM	1	0	16.91	16.89	16.53	17.50
		1	38	16.63	15.73	16.56	17.50
		1	74	16.83	16.73	16.71	17.50
		36	0	16.65	16.57	16.69	17.50
		36	18	16.71	16.51	16.39	17.50
		36	39	16.57	16.59	16.41	17.50
		75	0	16.61	16.41	16.44	17.50
Bandwidth	Modulation	RB size	RB offset	Channel/Frequency (MHz)			Tune-up Limit
				20050/1720	20175/1732.5	20300/1745	
		20MHz	QPSK	1	0	16.82	16.79
1	50			16.68	16.10	16.25	17.50
1	99			16.63	16.54	16.57	17.50
50	0			16.62	16.52	16.39	17.50
50	25			16.65	16.56	16.40	17.50
50	50			16.58	16.59	16.56	17.50
100	0			16.61	16.63	16.18	17.50
16QAM	1		0	16.88	16.70	16.88	17.50
	1		50	16.84	16.17	16.03	17.50
	1		99	16.79	16.68	16.82	17.50
	50		0	16.63	16.69	16.67	17.50
	50		25	16.58	16.47	16.50	17.50
	50		50	16.60	16.53	16.39	17.50
	100		0	16.57	16.46	16.36	17.50
64QAM	1		0	16.89	16.85	16.48	17.50
	1		50	16.59	15.71	16.52	17.50
	1		99	16.81	16.70	16.69	17.50



		50	0	16.62	16.53	16.66	17.50
		50	25	16.68	16.49	16.36	17.50
		50	50	16.54	16.54	16.37	17.50
		100	0	16.59	16.37	16.41	17.50

LTE FDD Band 4 (REC On+Right Head+Wi-Fi/BT)				Conducted Power(dBm)				
Bandwidth	Modulation	RB size	RB offset	Channel/Frequency (MHz)			Tune-up Limit	
				19957/1710.7	20175/1732.5	20393/1754.3		
1.4MHz	QPSK	1	0	15.25	13.90	15.11	15.50	
		1	2	14.05	14.45	15.03	15.50	
		1	5	14.66	15.30	14.22	15.50	
		3	0	14.94	14.62	14.82	15.50	
		3	2	15.15	15.14	15.04	15.50	
		3	3	14.07	15.00	15.12	15.50	
		6	0	14.73	14.88	14.90	15.50	
	16QAM	1	0	15.31	14.40	15.44	15.50	
		1	2	14.99	14.81	15.43	15.50	
		1	5	14.83	15.23	14.75	15.50	
		3	0	14.73	14.56	14.96	15.50	
		3	2	14.20	14.89	15.39	15.50	
		3	3	13.89	15.43	15.11	15.50	
		6	0	14.69	14.83	14.73	15.50	
	64QAM	1	0	14.82	13.95	15.15	15.50	
		1	2	14.19	14.79	15.39	15.50	
		1	5	14.76	15.33	14.60	15.50	
		3	0	14.65	14.52	15.27	15.50	
		3	2	14.19	14.86	15.48	15.50	
		3	3	13.88	15.41	15.07	15.50	
		6	0	14.67	14.86	15.36	15.50	
	Bandwidth	Modulation	RB size	RB offset	Channel/Frequency (MHz)			Tune-up Limit
					19965/1711.5	20175/1732.5	20385/1753.5	
	3MHz	QPSK	1	0	15.22	13.86	15.08	15.50
1			7	14.04	14.41	15.01	15.50	
1			14	14.64	15.29	14.19	15.50	
8			0	14.91	14.57	14.78	15.50	
8			4	15.13	15.10	15.01	15.50	
8			7	14.04	14.95	15.08	15.50	
15			0	14.70	14.83	14.86	15.50	
16QAM		1	0	15.49	14.36	15.39	15.50	
		1	7	14.95	14.79	15.39	15.50	
		1	14	14.81	15.20	14.73	15.50	
		8	0	14.70	14.52	14.93	15.50	



Bandwidth	Modulation	RB size	RB offset	Channel/Frequency (MHz)			Tune-up Limit	
				19975/1712.5	20175/1732.5	20375/1752.5		
	64QAM	8	4	14.17	14.87	15.36	15.50	
		8	7	13.86	15.38	15.07	15.50	
		15	0	14.67	14.79	14.70	15.50	
		1	0	14.80	13.91	15.10	15.50	
		1	7	14.15	14.77	15.35	15.50	
		1	14	14.74	15.30	14.58	15.50	
		8	0	14.62	14.48	15.24	15.50	
		8	4	14.16	14.84	15.45	15.50	
		8	7	13.85	15.36	15.03	15.50	
		15	0	14.65	14.82	15.33	15.50	
5MHz	QPSK	1	0	15.19	13.84	15.04	15.50	
		1	13	14.02	14.37	14.98	15.50	
		1	24	14.61	15.24	14.15	15.50	
		12	0	14.88	14.52	14.74	15.50	
		12	6	15.11	15.06	14.96	15.50	
		12	13	14.02	14.93	15.04	15.50	
		25	0	14.68	14.82	14.84	15.50	
	16QAM	1	0	15.46	14.32	15.36	15.50	
		1	13	14.92	14.77	15.36	15.50	
		1	24	14.78	15.18	14.69	15.50	
		12	0	14.68	14.48	14.90	15.50	
		12	6	14.14	14.82	15.32	15.50	
		12	13	13.83	15.33	15.03	15.50	
		25	0	14.65	14.75	14.65	15.50	
	64QAM	1	0	14.77	13.87	15.07	15.50	
		1	13	14.12	14.75	15.32	15.50	
		1	24	14.71	15.28	14.54	15.50	
		12	0	14.60	14.44	15.21	15.50	
		12	6	14.13	14.79	15.41	15.50	
		12	13	13.82	15.31	14.99	15.50	
		25	0	14.63	14.78	15.28	15.50	
	Bandwidth	Modulation	RB size	RB offset	Channel/Frequency (MHz)			Tune-up Limit
					20000/1715	20175/1732.5	20350/1750	
	10MHz	QPSK	1	0	15.21	13.85	15.07	15.50
			1	25	14.05	14.42	15.02	15.50
			1	49	14.63	15.28	14.18	15.50
			25	0	14.91	14.57	14.78	15.50
			25	13	15.14	15.11	15.00	15.50
25			25	14.04	14.97	15.09	15.50	
50			0	14.76	14.84	14.88	15.50	
16QAM		1	0	15.48	14.35	15.38	15.50	



		1	25	14.95	14.81	15.39	15.50	
		1	49	14.81	15.20	14.72	15.50	
		25	0	14.71	14.53	14.94	15.50	
		25	13	14.16	14.86	15.35	15.50	
		25	25	13.86	15.38	15.07	15.50	
		50	0	14.68	14.80	14.69	15.50	
	64QAM	1	0	14.79	13.90	15.09	15.50	
		1	25	14.15	14.79	15.35	15.50	
		1	49	14.74	15.30	14.57	15.50	
		25	0	14.63	14.49	15.25	15.50	
		25	13	14.15	14.83	15.44	15.50	
		25	25	13.85	15.36	15.03	15.50	
			50	0	14.66	14.83	15.32	15.50
	Bandwidth	Modulation	RB size	RB offset	Channel/Frequency (MHz)			Tune-up Limit
20025/1717.5					20175/1732.5	20325/1747.5		
15MHz	QPSK	1	0	15.20	13.81	15.05	15.50	
		1	38	14.03	14.41	14.99	15.50	
		1	74	14.60	15.23	14.14	15.50	
		36	0	14.89	14.53	14.75	15.50	
		36	18	15.11	15.06	14.96	15.50	
		36	39	14.01	14.94	15.05	15.50	
		75	0	14.74	14.80	14.83	15.50	
	16QAM	1	0	15.43	14.33	15.36	15.50	
		1	38	14.93	14.78	15.37	15.50	
		1	74	14.78	15.16	14.69	15.50	
		36	0	14.68	14.51	14.91	15.50	
		36	18	14.13	14.81	15.31	15.50	
		36	39	13.84	15.34	15.04	15.50	
		75	0	14.65	14.75	14.65	15.50	
	64QAM	1	0	14.74	13.88	15.07	15.50	
		1	38	14.13	14.76	15.33	15.50	
		1	74	14.71	15.26	14.54	15.50	
		36	0	14.60	14.47	15.22	15.50	
		36	18	14.12	14.78	15.40	15.50	
		36	39	13.83	15.32	15.00	15.50	
		75	0	14.63	14.78	15.28	15.50	
Bandwidth	Modulation	RB size	RB offset	Channel/Frequency (MHz)			Tune-up Limit	
				20050/1720	20175/1732.5	20300/1745		
20MHz	QPSK	1	0	15.17	13.77	15.02	15.50	
		1	50	14.02	14.37	14.97	15.50	
		1	99	14.58	15.22	14.11	15.50	
		50	0	14.86	14.48	14.71	15.50	
		50	25	15.09	15.02	14.93	15.50	



		50	50	13.98	14.89	15.01	15.50
		100	0	14.71	14.75	14.79	15.50
	16QAM	1	0	15.41	14.29	15.31	15.50
		1	50	14.89	14.76	15.33	15.50
		1	99	14.76	15.13	14.67	15.50
		50	0	14.65	14.47	14.88	15.50
		50	25	14.10	14.79	15.48	15.50
		50	50	13.81	15.29	15.00	15.50
		100	0	14.63	14.71	14.62	15.50
	64QAM	1	0	14.72	13.84	15.02	15.50
		1	50	14.09	14.74	15.49	15.50
		1	99	14.69	15.23	14.52	15.50
		50	0	14.57	14.43	15.19	15.50
		50	25	14.09	14.76	15.37	15.50
		50	50	13.80	15.27	14.96	15.50
		100	0	14.61	14.74	15.25	15.50

LTE FDD Band 4 (REC Off)				Conducted Power(dBm)			
Bandwidth	Modulation	RB size	RB offset	Channel/Frequency (MHz)			Tune-up Limit
				19957/1710.7	20175/1732.5	20393/1754.3	
1.4MHz	QPSK	1	0	23.29	23.35	23.23	23.80
		1	2	23.12	23.08	23.06	23.80
		1	5	23.18	23.12	23.02	23.80
		3	0	23.18	23.14	22.94	23.80
		3	2	23.24	23.17	23.12	23.80
		3	3	23.14	23.02	23.08	23.80
		6	0	22.95	23.26	23.07	23.80
	16QAM	1	0	23.14	23.27	23.37	23.80
		1	2	23.28	23.30	23.16	23.80
		1	5	22.88	23.36	22.94	23.80
		3	0	22.84	23.09	23.00	23.80
		3	2	23.12	23.09	23.02	23.80
		3	3	22.81	23.02	22.96	23.80
		6	0	22.24	22.20	22.09	22.80
	64QAM	1	0	22.38	22.49	22.10	22.80
		1	2	22.28	22.22	21.85	22.80
		1	5	22.35	22.23	22.14	22.80
		3	0	22.30	21.93	22.16	22.80
		3	2	22.06	21.86	22.20	22.80
		3	3	21.88	21.86	22.13	22.80
		6	0	21.04	21.25	21.30	21.80
Bandwidth	Modulation	RB size	RB offset	Channel/Frequency (MHz)			Tune-up



				19965/1711.5	20175/1732.5	20385/1753.5	Limit
3MHz	QPSK	1	0	23.27	23.28	23.21	23.80
		1	7	23.12	23.08	23.05	23.80
		1	14	23.15	23.10	22.98	23.80
		8	0	23.16	23.10	22.91	23.80
		8	4	23.22	23.13	23.09	23.80
		8	7	23.10	22.98	23.05	23.80
		15	0	22.98	23.19	23.02	23.80
	16QAM	1	0	23.09	23.24	23.32	23.80
		1	7	23.25	23.29	23.13	23.80
		1	14	22.86	23.31	22.92	23.80
		8	0	21.91	22.18	22.08	22.80
		8	4	22.18	22.16	22.08	22.80
		8	7	21.89	22.08	22.03	22.80
		15	0	22.22	22.16	22.06	22.80
	64QAM	1	0	22.33	22.46	22.05	22.80
		1	7	22.25	22.21	21.82	22.80
		1	14	22.33	22.18	22.12	22.80
		8	0	21.37	21.02	21.24	21.80
		8	4	21.12	20.93	21.26	21.80
		8	7	20.96	20.92	21.20	21.80
		15	0	21.02	21.21	21.27	21.80
Bandwidth	Modulation	RB size	RB offset	Channel/Frequency (MHz)			Tune-up Limit
				19975/1712.5	20175/1732.5	20375/1752.5	
5MHz	QPSK	1	0	23.24	23.26	23.17	23.80
		1	13	23.10	23.04	23.02	23.80
		1	24	23.12	23.05	22.94	23.80
		12	0	23.13	23.05	22.87	23.80
		12	6	23.20	23.09	23.04	23.80
		12	13	23.08	22.96	23.01	23.80
		25	0	22.96	23.18	23.00	23.80
	16QAM	1	0	23.06	23.20	23.29	23.80
		1	13	23.22	23.27	23.10	23.80
		1	24	22.83	23.29	22.88	23.80
		12	0	21.89	22.14	22.05	22.80
		12	6	22.15	22.11	22.04	22.80
		12	13	21.86	22.03	21.99	22.80
		25	0	22.20	22.12	22.01	22.80
	64QAM	1	0	22.30	22.42	22.02	22.80
		1	13	22.22	22.19	21.79	22.80
		1	24	22.30	22.16	22.08	22.80
		12	0	21.35	20.98	21.21	21.80
		12	6	21.09	20.88	21.22	21.80



Bandwidth	Modulation	RB size	RB offset	Channel/Frequency (MHz)			Tune-up Limit	
				20000/1715	20175/1732.5	20350/1750		
10MHz	QPSK	12	13	20.93	20.87	21.16	21.80	
		25	0	21.00	21.17	21.22	21.80	
		1	0	23.26	23.27	23.20	23.80	
		1	25	23.13	23.09	23.06	23.80	
		1	49	23.14	23.09	22.97	23.80	
		25	0	23.16	23.10	22.91	23.80	
		25	13	23.23	23.14	23.08	23.80	
	16QAM	25	25	23.10	23.00	23.06	23.80	
		50	0	23.04	23.20	23.04	23.80	
		1	0	23.08	23.23	23.31	23.80	
		1	25	23.25	23.31	23.13	23.80	
		1	49	22.86	23.31	22.91	23.80	
		25	0	21.92	22.19	22.09	22.80	
		25	13	22.17	22.15	22.07	22.80	
	64QAM	25	25	21.89	22.08	22.03	22.80	
		50	0	22.23	22.17	22.05	22.80	
		1	0	22.32	22.45	22.04	22.80	
		1	25	22.25	22.23	21.82	22.80	
		1	49	22.33	22.18	22.11	22.80	
		25	0	21.38	21.03	21.25	21.80	
		25	13	21.11	20.92	21.25	21.80	
	15MHz	QPSK	25	25	20.96	20.92	21.20	21.80
			50	0	21.03	21.22	21.26	21.80
			1	0	23.25	23.23	23.18	23.80
1			38	23.11	23.08	23.03	23.80	
1			74	23.11	23.04	22.93	23.80	
36			0	23.14	23.06	22.88	23.80	
36			18	23.20	23.09	23.04	23.80	
16QAM		36	39	23.07	22.97	23.02	23.80	
		75	0	23.02	23.16	22.99	23.80	
		1	0	23.03	23.21	23.29	23.80	
		1	38	23.23	23.28	23.11	23.80	
		1	74	22.83	23.27	22.88	23.80	
		36	0	21.89	22.17	22.06	22.80	
		36	18	22.14	22.10	22.03	22.80	
64QAM		36	39	21.87	22.04	22.00	22.80	
		75	0	22.20	22.12	22.01	22.80	
		1	0	22.27	22.43	22.02	22.80	
			1	38	22.23	22.20	21.80	22.80



Bandwidth	Modulation	RB size	RB offset	Channel/Frequency (MHz)			Tune-up Limit	
				20050/1720	20175/1732.5	20300/1745		
20MHz	QPSK	1	74	22.30	22.14	22.08	22.80	
		36	0	21.35	21.01	21.22	21.80	
		36	18	21.08	20.87	21.21	21.80	
		36	39	20.94	20.88	21.17	21.80	
		75	0	21.00	21.17	21.22	21.80	
	16QAM	16QAM	1	0	23.22	23.19	23.15	23.80
			1	50	23.10	23.04	23.01	23.80
			1	99	23.09	23.03	22.90	23.80
			50	0	23.11	23.01	22.84	23.80
			50	25	23.18	23.05	23.01	23.80
			50	50	23.04	22.92	22.98	23.80
			100	0	22.99	23.11	22.95	23.80
			1	0	23.01	23.17	23.24	23.80
			1	50	23.19	23.26	23.07	23.80
			1	99	22.81	23.24	22.86	23.80
			50	0	21.86	22.13	22.03	22.80
			50	25	22.11	22.08	22.00	22.80
	50	50	21.84	21.99	21.96	22.80		
	100	0	22.18	22.08	21.98	22.80		
	64QAM	64QAM	1	0	22.25	22.39	21.97	22.80
			1	50	22.19	22.18	21.76	22.80
			1	99	22.28	22.11	22.06	22.80
			50	0	21.32	20.97	21.19	21.80
			50	25	21.05	20.85	21.18	21.80
			50	50	20.91	20.83	21.13	21.80
100			0	20.98	21.13	21.19	21.80	

LTE FDD Band 4 (REC Off+Wi-Fi/BT)				Conducted Power(dBm)				
Bandwidth	Modulation	RB size	RB offset	Channel/Frequency (MHz)			Tune-up Limit	
				19957/1710.7	20175/1732.5	20393/1754.3		
1.4MHz	QPSK	1	0	20.37	20.40	20.25	21.00	
		1	2	19.92	20.24	20.19	21.00	
		1	5	20.30	20.20	20.13	21.00	
		3	0	20.12	20.23	20.20	21.00	
		3	2	20.24	20.23	20.21	21.00	
		3	3	20.15	20.14	20.16	21.00	
		6	0	20.12	20.25	20.10	21.00	
	16QAM	16QAM	1	0	20.25	20.32	19.98	21.00
			1	2	19.95	19.88	19.96	21.00
			1	5	20.20	20.20	20.03	21.00



	64QAM	3	0	20.12	20.25	20.13	21.00
		3	2	20.17	20.16	20.08	21.00
		3	3	20.17	20.15	20.03	21.00
		6	0	20.13	20.04	20.07	21.00
		1	0	20.05	20.20	20.22	21.00
		1	2	20.18	20.10	20.13	21.00
		1	5	20.12	20.04	20.15	21.00
		3	0	20.19	20.15	20.10	21.00
		3	2	20.12	19.97	20.00	21.00
		3	3	20.06	20.10	19.98	21.00
6	0	20.08	20.03	20.06	21.00		
Bandwidth	Modulation	RB size	RB offset	Channel/Frequency (MHz)			Tune-up Limit
				19965/1711.5	20175/1732.5	20385/1753.5	
3MHz	QPSK	1	0	20.34	20.36	20.22	21.00
		1	7	19.91	20.20	20.17	21.00
		1	14	20.28	20.19	20.10	21.00
		8	0	20.09	20.18	20.16	21.00
		8	4	20.22	20.19	20.18	21.00
		8	7	20.12	20.09	20.12	21.00
		15	0	20.09	20.20	20.06	21.00
	16QAM	1	0	20.23	20.28	19.93	21.00
		1	7	19.91	19.86	19.92	21.00
		1	14	20.18	20.17	20.01	21.00
		8	0	20.09	20.21	20.10	21.00
		8	4	20.14	20.14	20.05	21.00
		8	7	20.14	20.10	19.99	21.00
		15	0	20.11	20.00	20.04	21.00
	64QAM	1	0	20.03	20.16	20.17	21.00
		1	7	20.14	20.08	20.09	21.00
		1	14	20.10	20.01	20.13	21.00
		8	0	20.16	20.11	20.07	21.00
		8	4	20.09	19.95	19.97	21.00
		8	7	20.03	20.05	19.94	21.00
		15	0	20.06	19.99	20.03	21.00
Bandwidth	Modulation	RB size	RB offset	Channel/Frequency (MHz)			Tune-up Limit
				19975/1712.5	20175/1732.5	20375/1752.5	
5MHz	QPSK	1	0	20.31	20.34	20.18	21.00
		1	13	19.89	20.16	20.14	21.00
		1	24	20.25	20.14	20.06	21.00
		12	0	20.06	20.13	20.12	21.00
		12	6	20.20	20.15	20.13	21.00
		12	13	20.10	20.07	20.08	21.00
		25	0	20.07	20.19	20.04	21.00



	16QAM	1	0	20.20	20.24	19.90	21.00
		1	13	19.88	19.84	19.89	21.00
		1	24	20.15	20.15	19.97	21.00
		12	0	20.07	20.17	20.07	21.00
		12	6	20.11	20.09	20.01	21.00
		12	13	20.11	20.05	19.95	21.00
		25	0	20.09	19.96	19.99	21.00
	64QAM	1	0	20.00	20.12	20.14	21.00
		1	13	20.11	20.06	20.06	21.00
		1	24	20.07	19.99	20.09	21.00
		12	0	20.14	20.07	20.04	21.00
		12	6	20.06	19.90	19.93	21.00
		12	13	20.00	20.00	19.90	21.00
		25	0	20.04	19.95	19.98	21.00
Bandwidth	Modulation	RB size	RB offset	Channel/Frequency (MHz)			Tune-up Limit
				20000/1715	20175/1732.5	20350/1750	
10MHz	QPSK	1	0	20.33	20.35	20.21	21.00
		1	25	19.92	20.21	20.18	21.00
		1	49	20.27	20.18	20.09	21.00
		25	0	20.09	20.18	20.16	21.00
		25	13	20.23	20.20	20.17	21.00
		25	25	20.12	20.11	20.13	21.00
		50	0	20.15	20.21	20.08	21.00
	16QAM	1	0	20.22	20.27	19.92	21.00
		1	25	19.91	19.88	19.92	21.00
		1	49	20.18	20.17	20.00	21.00
		25	0	20.10	20.22	20.11	21.00
		25	13	20.13	20.13	20.04	21.00
		25	25	20.14	20.10	19.99	21.00
		50	0	20.12	20.01	20.03	21.00
	64QAM	1	0	20.02	20.15	20.16	21.00
		1	25	20.14	20.10	20.09	21.00
		1	49	20.10	20.01	20.12	21.00
		25	0	20.17	20.12	20.08	21.00
		25	13	20.08	19.94	19.96	21.00
		25	25	20.03	20.05	19.94	21.00
		50	0	20.07	20.00	20.02	21.00
Bandwidth	Modulation	RB size	RB offset	Channel/Frequency (MHz)			Tune-up Limit
				20025/1717.5	20175/1732.5	20325/1747.5	
15MHz	QPSK	1	0	20.32	20.31	20.19	21.00
		1	38	19.90	20.20	20.15	21.00
		1	74	20.24	20.13	20.05	21.00
		36	0	20.07	20.14	20.13	21.00



Bandwidth	Modulation	RB size	RB offset	Channel/Frequency (MHz)			Tune-up Limit	
				20050/1720	20175/1732.5	20300/1745		
20MHz	16QAM	36	18	20.20	20.15	20.13	21.00	
		36	39	20.09	20.08	20.09	21.00	
		75	0	20.13	20.17	20.03	21.00	
		1	0	20.17	20.25	19.90	21.00	
		1	38	19.89	19.85	19.90	21.00	
		1	74	20.15	20.13	19.97	21.00	
		36	0	20.07	20.20	20.08	21.00	
		36	18	20.10	20.08	20.00	21.00	
		36	39	20.12	20.06	19.96	21.00	
	75	0	20.09	19.96	19.99	21.00		
	64QAM	1	0	19.97	20.13	20.14	21.00	
		1	38	20.12	20.07	20.07	21.00	
		1	74	20.07	19.97	20.09	21.00	
		36	0	20.14	20.10	20.05	21.00	
		36	18	20.05	19.89	19.92	21.00	
		36	39	20.01	20.01	19.91	21.00	
		75	0	20.04	19.95	19.98	21.00	
		20MHz	QPSK	1	0	20.29	20.27	20.16
	1			50	19.89	20.16	20.13	21.00
	1			99	20.22	20.12	20.02	21.00
	50			0	20.04	20.09	20.09	21.00
50	25			20.18	20.11	20.10	21.00	
50	50			20.06	20.03	20.05	21.00	
100	0			20.10	20.12	19.99	21.00	
16QAM	1		0	20.15	20.21	19.85	21.00	
	1		50	19.85	19.83	19.86	21.00	
	1		99	20.13	20.10	19.95	21.00	
	50		0	20.04	20.16	20.05	21.00	
	50		25	20.07	20.06	19.97	21.00	
	50		50	20.09	20.01	19.92	21.00	
	100		0	20.07	19.92	19.96	21.00	
64QAM	1		0	19.95	20.09	20.09	21.00	
	1		50	20.08	20.05	20.03	21.00	
	1		99	20.05	19.94	20.07	21.00	
	50		0	20.11	20.06	20.02	21.00	
	50		25	20.02	19.87	19.89	21.00	
	50		50	19.98	19.96	19.87	21.00	
	100		0	20.02	19.91	19.95	21.00	



LTE FDD Band 5 (REC On+Left Head)				Conducted Power(dBm)			
Bandwidth	Modulation	RB size	RB offset	Channel/Frequency (MHz)			Tune-up Limit
				20407/824.7	20525/836.5	20643/848.3	
1.4MHz	QPSK	1	0	19.91	19.86	19.91	20.50
		1	2	19.81	19.75	19.76	20.50
		1	5	19.77	19.77	19.96	20.50
		3	0	19.82	19.82	19.80	20.50
		3	2	19.79	19.80	19.90	20.50
		3	3	19.77	19.76	19.71	20.50
		6	0	19.67	19.84	19.90	20.50
	16QAM	1	0	19.79	19.71	19.88	20.50
		1	2	19.83	19.84	19.73	20.50
		1	5	19.86	19.86	19.95	20.50
		3	0	19.72	19.58	19.67	20.50
		3	2	19.75	19.72	19.79	20.50
		3	3	19.65	19.71	19.63	20.50
		6	0	19.79	19.84	19.81	20.50
	64QAM	1	0	19.65	19.83	19.87	20.50
		1	2	19.82	19.43	19.88	20.50
		1	5	19.74	19.76	19.84	20.50
		3	0	19.78	19.80	19.79	20.50
		3	2	19.78	19.86	19.76	20.50
		3	3	19.63	19.70	19.66	20.50
		6	0	19.76	19.87	19.72	20.50
Bandwidth	Modulation	RB size	RB offset	Channel/Frequency (MHz)			Tune-up Limit
				20415/825.5	20525/836.5	20635/847.5	
3MHz	QPSK	1	0	19.93	19.87	19.94	20.50
		1	7	19.84	19.80	19.80	20.50
		1	14	19.79	19.81	19.99	20.50
		8	0	19.85	19.87	19.84	20.50
		8	4	19.82	19.85	19.94	20.50
		8	7	19.79	19.80	19.76	20.50
		15	0	19.75	19.86	19.94	20.50
	16QAM	1	0	19.81	19.74	19.90	20.50
		1	7	19.86	19.88	19.76	20.50
		1	14	19.89	19.88	19.98	20.50
		8	0	19.75	19.63	19.71	20.50
		8	4	19.77	19.76	19.82	20.50
		8	7	19.68	19.76	19.67	20.50
		15	0	19.82	19.89	19.85	20.50
	64QAM	1	0	19.67	19.86	19.89	20.50
1		7	19.85	19.47	19.91	20.50	



Bandwidth	Modulation	RB size	RB offset	Channel/Frequency (MHz)			Tune-up Limit	
				20425/826.5	20525/836.5	20625/846.5		
		1	14	19.77	19.78	19.87	20.50	
		8	0	19.81	19.85	19.83	20.50	
		8	4	19.80	19.90	19.79	20.50	
		8	7	19.66	19.75	19.70	20.50	
		15	0	19.79	19.92	19.76	20.50	
5MHz	QPSK	1	0	19.92	19.83	19.92	20.50	
		1	13	19.82	19.79	19.77	20.50	
		1	24	19.76	19.76	19.95	20.50	
		12	0	19.83	19.83	19.81	20.50	
		12	6	19.79	19.80	19.90	20.50	
		12	13	19.76	19.77	19.72	20.50	
		25	0	19.73	19.82	19.89	20.50	
	16QAM	1	0	19.76	19.72	19.88	20.50	
		1	13	19.84	19.85	19.74	20.50	
		1	24	19.86	19.84	19.95	20.50	
		12	0	19.72	19.61	19.68	20.50	
		12	6	19.74	19.71	19.78	20.50	
		12	13	19.66	19.72	19.64	20.50	
		25	0	19.79	19.84	19.81	20.50	
	64QAM	1	0	19.62	19.84	19.87	20.50	
		1	13	19.83	19.44	19.89	20.50	
		1	24	19.74	19.74	19.84	20.50	
		12	0	19.78	19.83	19.80	20.50	
		12	6	19.77	19.85	19.75	20.50	
		12	13	19.64	19.71	19.67	20.50	
		25	0	19.76	19.87	19.72	20.50	
	Bandwidth	Modulation	RB size	RB offset	Channel/Frequency (MHz)			Tune-up Limit
					20450/829	20525/836.5	20600/844	
	10MHz	QPSK	1	0	19.89	19.79	19.89	20.50
1			25	19.81	19.75	19.75	20.50	
1			49	19.74	19.75	19.92	20.50	
25			0	19.80	19.78	19.77	20.50	
25			13	19.77	19.76	19.87	20.50	
25			25	19.73	19.72	19.68	20.50	
50			0	19.70	19.77	19.85	20.50	
16QAM		1	0	19.74	19.68	19.83	20.50	
		1	25	19.80	19.83	19.70	20.50	
		1	49	19.84	19.81	19.93	20.50	
		25	0	19.69	19.57	19.65	20.50	
		25	13	19.71	19.69	19.75	20.50	
		25	25	19.63	19.67	19.60	20.50	



64QAM	50	0	19.77	19.80	19.78	20.50
	1	0	19.60	19.80	19.82	20.50
	1	25	19.79	19.42	19.85	20.50
	1	49	19.72	19.71	19.82	20.50
	25	0	19.75	19.79	19.77	20.50
	25	13	19.74	19.83	19.72	20.50
	25	25	19.61	19.66	19.63	20.50
	50	0	19.74	19.83	19.69	20.50

LTE FDD Band 5 (REC On+Right Head)				Conducted Power(dBm)			
Bandwidth	Modulation	RB size	RB offset	Channel/Frequency (MHz)			Tune-up Limit
				20407/824.7	20525/836.5	20643/848.3	
1.4MHz	QPSK	1	0	19.34	19.38	19.33	20.00
		1	2	19.16	19.29	19.33	20.00
		1	5	19.28	19.30	19.43	20.00
		3	0	19.28	19.33	19.36	20.00
		3	2	19.26	19.32	19.39	20.00
		3	3	19.22	19.36	19.34	20.00
		6	0	19.22	19.33	19.39	20.00
	16QAM	1	0	19.22	19.04	19.44	20.00
		1	2	19.15	19.33	19.34	20.00
		1	5	19.18	19.27	19.17	20.00
		3	0	19.20	19.18	19.27	20.00
		3	2	19.33	19.23	19.27	20.00
		3	3	19.24	19.28	19.32	20.00
		6	0	19.19	19.19	19.30	20.00
	64QAM	1	0	19.39	19.16	19.30	20.00
		1	2	19.23	19.09	19.36	20.00
		1	5	19.31	19.34	19.39	20.00
		3	0	19.25	19.25	19.27	20.00
		3	2	19.22	19.39	19.26	20.00
		3	3	19.26	19.24	19.19	20.00
		6	0	19.18	19.21	19.24	20.00
Bandwidth	Modulation	RB size	RB offset	Channel/Frequency (MHz)			Tune-up Limit
				20415/825.5	20525/836.5	20635/847.5	
3MHz	QPSK	1	0	19.36	19.39	19.36	20.00
		1	7	19.19	19.34	19.37	20.00
		1	14	19.30	19.34	19.46	20.00
		8	0	19.31	19.38	19.40	20.00
		8	4	19.29	19.37	19.43	20.00
		8	7	19.24	19.40	19.39	20.00
		15	0	19.30	19.35	19.43	20.00



	16QAM	1	0	19.24	19.07	19.46	20.00
		1	7	19.18	19.37	19.37	20.00
		1	14	19.21	19.29	19.20	20.00
		8	0	19.23	19.23	19.31	20.00
		8	4	19.35	19.27	19.30	20.00
		8	7	19.27	19.33	19.36	20.00
		15	0	19.22	19.24	19.34	20.00
	64QAM	1	0	19.41	19.19	19.32	20.00
		1	7	19.26	19.13	19.39	20.00
		1	14	19.34	19.36	19.42	20.00
		8	0	19.28	19.30	19.31	20.00
		8	4	19.24	19.43	19.29	20.00
		8	7	19.29	19.29	19.23	20.00
		15	0	19.21	19.26	19.28	20.00
Bandwidth	Modulation	RB size	RB offset	Channel/Frequency (MHz)			Tune-up Limit
				20425/826.5	20525/836.5	20625/846.5	
5MHz	QPSK	1	0	19.35	19.35	19.34	20.00
		1	13	19.17	19.33	19.34	20.00
		1	24	19.27	19.29	19.42	20.00
		12	0	19.29	19.34	19.37	20.00
		12	6	19.26	19.32	19.39	20.00
		12	13	19.21	19.37	19.35	20.00
		25	0	19.28	19.31	19.38	20.00
	16QAM	1	0	19.19	19.05	19.44	20.00
		1	13	19.16	19.34	19.35	20.00
		1	24	19.18	19.25	19.17	20.00
		12	0	19.20	19.21	19.28	20.00
		12	6	19.32	19.22	19.26	20.00
		12	13	19.25	19.29	19.33	20.00
		25	0	19.19	19.19	19.30	20.00
	64QAM	1	0	19.36	19.17	19.30	20.00
		1	13	19.24	19.10	19.37	20.00
		1	24	19.31	19.32	19.39	20.00
		12	0	19.25	19.28	19.28	20.00
		12	6	19.21	19.38	19.25	20.00
		12	13	19.27	19.25	19.20	20.00
		25	0	19.18	19.21	19.24	20.00
Bandwidth	Modulation	RB size	RB offset	Channel/Frequency (MHz)			Tune-up Limit
				20450/829	20525/836.5	20600/844	
10MHz	QPSK	1	0	19.32	19.31	19.31	20.00
		1	25	19.16	19.29	19.32	20.00
		1	49	19.25	19.28	19.39	20.00
		25	0	19.26	19.29	19.33	20.00



		25	13	19.24	19.28	19.36	20.00	
		25	25	19.18	19.32	19.31	20.00	
		50	0	19.25	19.26	19.34	20.00	
	16QAM		1	0	19.17	19.01	19.39	20.00
			1	25	19.12	19.32	19.31	20.00
			1	49	19.16	19.22	19.15	20.00
			25	0	19.17	19.17	19.25	20.00
			25	13	19.29	19.20	19.23	20.00
			25	25	19.22	19.24	19.29	20.00
			50	0	19.17	19.15	19.27	20.00
	64QAM		1	0	19.34	19.13	19.25	20.00
			1	25	19.20	19.08	19.33	20.00
			1	49	19.29	19.29	19.37	20.00
			25	0	19.22	19.24	19.25	20.00
			25	13	19.18	19.36	19.22	20.00
			25	25	19.24	19.20	19.16	20.00
			50	0	19.16	19.17	19.21	20.00

LTE FDD Band 5 (REC On+Left Head+Wi-Fi/BT)				Conducted Power(dBm)				
Bandwidth	Modulation	RB size	RB offset	Channel/Frequency (MHz)			Tune-up Limit	
				20407/824.7	20525/836.5	20643/848.3		
1.4MHz	QPSK	1	0	16.85	16.80	16.85	17.50	
		1	2	16.75	16.69	16.70	17.50	
		1	5	16.73	16.73	16.92	17.50	
		3	0	16.74	16.74	16.72	17.50	
		3	2	16.77	16.80	16.88	17.50	
		3	3	16.81	16.80	16.75	17.50	
		6	0	16.75	16.92	16.98	17.50	
	16QAM		1	0	16.84	16.76	16.93	17.50
			1	2	16.59	16.60	16.49	17.50
			1	5	16.78	16.78	16.87	17.50
			3	0	16.76	16.62	16.71	17.50
			3	2	16.73	16.70	16.77	17.50
			3	3	16.74	16.80	16.72	17.50
			6	0	16.71	16.76	16.73	17.50
	64QAM		1	0	16.71	16.89	16.93	17.50
			1	2	16.77	16.38	16.83	17.50
			1	5	16.89	16.91	16.99	17.50
			3	0	16.65	16.67	16.66	17.50
			3	2	16.81	16.89	16.79	17.50
			3	3	16.72	16.79	16.75	17.50
			6	0	16.67	16.78	16.63	17.50



Bandwidth	Modulation	RB size	RB offset	Channel/Frequency (MHz)			Tune-up Limit
				20415/825.5	20525/836.5	20635/847.5	
3MHz	QPSK	1	0	16.87	16.81	16.88	17.50
		1	7	16.78	16.74	16.74	17.50
		1	14	16.75	16.77	16.95	17.50
		8	0	16.77	16.79	16.76	17.50
		8	4	16.80	16.85	16.92	17.50
		8	7	16.83	16.84	16.80	17.50
		15	0	16.83	16.94	17.02	17.50
	16QAM	1	0	16.86	16.79	16.95	17.50
		1	7	16.62	16.64	16.52	17.50
		1	14	16.81	16.80	16.90	17.50
		8	0	16.79	16.67	16.75	17.50
		8	4	16.75	16.74	16.80	17.50
		8	7	16.77	16.85	16.76	17.50
		15	0	16.74	16.81	16.77	17.50
	64QAM	1	0	16.73	16.92	16.95	17.50
		1	7	16.80	16.42	16.86	17.50
		1	14	16.92	16.93	17.02	17.50
		8	0	16.68	16.72	16.70	17.50
		8	4	16.83	16.93	16.82	17.50
		8	7	16.75	16.84	16.79	17.50
		15	0	16.70	16.83	16.67	17.50
Bandwidth	Modulation	RB size	RB offset	Channel/Frequency (MHz)			Tune-up Limit
5MHz	QPSK	1	0	16.86	16.77	16.86	17.50
		1	13	16.76	16.73	16.71	17.50
		1	24	16.72	16.72	16.91	17.50
		12	0	16.75	16.75	16.73	17.50
		12	6	16.77	16.80	16.88	17.50
		12	13	16.80	16.81	16.76	17.50
		25	0	16.81	16.90	16.97	17.50
	16QAM	1	0	16.81	16.77	16.93	17.50
		1	13	16.60	16.61	16.50	17.50
		1	24	16.78	16.76	16.87	17.50
		12	0	16.76	16.65	16.72	17.50
		12	6	16.72	16.69	16.76	17.50
		12	13	16.75	16.81	16.73	17.50
		25	0	16.71	16.76	16.73	17.50
	64QAM	1	0	16.68	16.90	16.93	17.50
		1	13	16.78	16.39	16.84	17.50
		1	24	16.89	16.89	16.99	17.50
		12	0	16.65	16.70	16.67	17.50



Bandwidth	Modulation	RB size	RB offset	Channel/Frequency (MHz)			Tune-up Limit
				20450/829	20525/836.5	20600/844	
10MHz	QPSK	12	6	16.80	16.88	16.78	17.50
		12	13	16.73	16.80	16.76	17.50
		25	0	16.67	16.78	16.63	17.50
		1	0	16.83	16.73	16.83	17.50
		1	25	16.75	16.69	16.69	17.50
		1	49	16.70	16.71	16.88	17.50
		25	0	16.72	16.70	16.69	17.50
	16QAM	25	13	16.75	16.76	16.85	17.50
		25	25	16.77	16.76	16.72	17.50
		50	0	16.78	16.85	16.93	17.50
		1	0	16.79	16.73	16.88	17.50
		1	25	16.56	16.59	16.46	17.50
		1	49	16.76	16.73	16.85	17.50
		25	0	16.73	16.61	16.69	17.50
	64QAM	25	13	16.69	16.67	16.73	17.50
		25	25	16.72	16.76	16.69	17.50
		50	0	16.69	16.72	16.70	17.50
		1	0	16.66	16.86	16.88	17.50
		1	25	16.74	16.37	16.80	17.50
		1	49	16.87	16.86	16.97	17.50
		25	0	16.62	16.66	16.64	17.50
		25	13	16.77	16.86	16.75	17.50
	25	25	16.70	16.75	16.72	17.50	
	50	0	16.65	16.74	16.60	17.50	

LTE FDD Band 5 (REC On+Right Head+Wi-Fi/BT)				Conducted Power(dBm)			
Bandwidth	Modulation	RB size	RB offset	Channel/Frequency (MHz)			Tune-up Limit
				20407/824.7	20525/836.5	20643/848.3	
1.4MHz	QPSK	1	0	16.34	16.32	16.29	17.00
		1	2	16.23	16.19	16.30	17.00
		1	5	16.18	16.20	16.40	17.00
		3	0	16.19	16.32	16.27	17.00
		3	2	16.31	16.31	16.33	17.00
		3	3	16.28	16.25	16.30	17.00
		6	0	16.16	16.33	16.33	17.00
	16QAM	1	0	16.22	15.89	16.07	17.00
		1	2	15.96	15.97	15.99	17.00
		1	5	16.18	16.19	16.01	17.00
		3	0	16.24	16.19	16.29	17.00
		3	2	16.22	16.22	16.27	17.00



Bandwidth	Modulation	RB size	RB offset	Channel/Frequency (MHz)			Tune-up Limit	
				20415/825.5	20525/836.5	20635/847.5		
	64QAM	3	3	16.13	16.20	16.22	17.00	
		6	0	16.29	16.29	16.31	17.00	
		1	0	16.03	16.02	16.04	17.00	
		1	2	15.90	15.89	16.29	17.00	
		1	5	16.23	16.14	16.29	17.00	
		3	0	16.26	16.21	16.31	17.00	
		3	2	16.19	16.29	16.27	17.00	
		3	3	16.20	16.23	16.25	17.00	
		6	0	16.22	16.17	16.22	17.00	
3MHz	QPSK	1	0	16.36	16.33	16.32	17.00	
		1	7	16.26	16.24	16.34	17.00	
		1	14	16.20	16.24	16.43	17.00	
		8	0	16.22	16.37	16.31	17.00	
		8	4	16.34	16.36	16.37	17.00	
		8	7	16.30	16.29	16.35	17.00	
		15	0	16.24	16.35	16.37	17.00	
	16QAM	1	0	16.24	15.92	16.09	17.00	
		1	7	15.99	16.01	16.02	17.00	
		1	14	16.21	16.21	16.04	17.00	
		8	0	16.27	16.24	16.33	17.00	
		8	4	16.24	16.26	16.30	17.00	
		8	7	16.16	16.25	16.26	17.00	
		15	0	16.32	16.34	16.35	17.00	
	64QAM	1	0	16.05	16.05	16.06	17.00	
		1	7	15.93	15.93	16.32	17.00	
		1	14	16.26	16.16	16.32	17.00	
		8	0	16.29	16.26	16.35	17.00	
		8	4	16.21	16.33	16.30	17.00	
		8	7	16.23	16.28	16.29	17.00	
		15	0	16.25	16.22	16.26	17.00	
	Bandwidth	Modulation	RB size	RB offset	Channel/Frequency (MHz)			Tune-up Limit
					20425/826.5	20525/836.5	20625/846.5	
	5MHz	QPSK	1	0	16.35	16.29	16.30	17.00
1			13	16.24	16.23	16.31	17.00	
1			24	16.17	16.19	16.39	17.00	
12			0	16.20	16.33	16.28	17.00	
12			6	16.31	16.31	16.33	17.00	
12			13	16.27	16.26	16.31	17.00	
25			0	16.22	16.31	16.32	17.00	
16QAM		1	0	16.19	15.90	16.07	17.00	
		1	13	15.97	15.98	16.00	17.00	



		1	24	16.18	16.17	16.01	17.00	
		12	0	16.24	16.22	16.30	17.00	
		12	6	16.21	16.21	16.26	17.00	
		12	13	16.14	16.21	16.23	17.00	
		25	0	16.29	16.29	16.31	17.00	
	64QAM	1	0	16.00	16.03	16.04	17.00	
		1	13	15.91	15.90	16.30	17.00	
		1	24	16.23	16.12	16.29	17.00	
		12	0	16.26	16.24	16.32	17.00	
		12	6	16.18	16.28	16.26	17.00	
		12	13	16.21	16.24	16.26	17.00	
		25	0	16.22	16.17	16.22	17.00	
	Bandwidth	Modulation	RB size	RB offset	Channel/Frequency (MHz)			Tune-up Limit
					20450/829	20525/836.5	20600/844	
10MHz	QPSK	1	0	16.32	16.25	16.27	17.00	
		1	25	16.23	16.19	16.29	17.00	
		1	49	16.15	16.18	16.36	17.00	
		25	0	16.17	16.28	16.24	17.00	
		25	13	16.29	16.27	16.30	17.00	
		25	25	16.24	16.21	16.27	17.00	
		50	0	16.19	16.26	16.28	17.00	
	16QAM	1	0	16.17	15.86	16.02	17.00	
		1	25	15.93	15.96	15.96	17.00	
		1	49	16.16	16.14	15.99	17.00	
		25	0	16.21	16.18	16.27	17.00	
		25	13	16.18	16.19	16.23	17.00	
		25	25	16.11	16.16	16.19	17.00	
		50	0	16.27	16.25	16.28	17.00	
	64QAM	1	0	15.98	15.99	15.99	17.00	
		1	25	15.87	15.88	16.26	17.00	
		1	49	16.21	16.09	16.27	17.00	
		25	0	16.23	16.20	16.29	17.00	
		25	13	16.15	16.26	16.23	17.00	
		25	25	16.18	16.19	16.22	17.00	
		50	0	16.20	16.13	16.19	17.00	

LTE FDD Band 5 (REC Off)				Conducted Power(dBm)			
Bandwidth	Modulation	RB size	RB offset	Channel/Frequency (MHz)			Tune-up Limit
				20407/824.7	20525/836.5	20643/848.3	
1.4MHz	QPSK	1	0	22.75	22.80	22.85	23.50
		1	2	22.63	22.73	22.75	23.50
		1	5	22.76	22.74	22.96	23.50



		3	0	22.82	22.85	22.76	23.50	
		3	2	22.74	22.77	22.87	23.50	
		3	3	22.69	22.82	22.64	23.50	
		6	0	21.71	21.89	21.96	22.50	
	16QAM	1	0	22.00	22.05	22.01	22.50	
		1	2	22.02	21.86	21.99	22.50	
		1	5	21.89	21.90	21.99	22.50	
		3	0	21.68	21.63	21.68	22.50	
		3	2	21.59	21.67	21.73	22.50	
		3	3	21.71	21.67	21.72	22.50	
		6	0	20.76	20.75	20.79	21.50	
	64QAM	1	0	21.74	21.65	21.82	22.00	
		1	2	21.51	21.50	21.65	22.00	
		1	5	21.56	21.54	21.59	22.00	
		3	0	21.66	21.58	21.73	22.00	
		3	2	21.62	21.62	21.73	22.00	
		3	3	21.63	21.72	21.72	22.00	
		6	0	20.75	20.86	20.91	21.00	
	Bandwidth	Modulation	RB size	RB offset	Channel/Frequency (MHz)			Tune-up Limit
					20415/825.5	20525/836.5	20635/847.5	
	3MHz	QPSK	1	0	22.76	22.83	22.87	23.50
1			7	22.67	22.79	22.80	23.50	
1			14	22.78	22.78	22.99	23.50	
8			0	21.92	21.97	21.89	22.50	
8			4	21.87	21.88	21.98	22.50	
8			7	21.79	21.95	21.75	22.50	
15			0	21.80	21.94	22.01	22.50	
16QAM		1	0	22.02	22.06	22.03	22.50	
		1	7	22.05	21.93	22.03	22.50	
		1	14	21.91	21.94	22.01	22.50	
		8	0	20.80	20.77	20.81	21.50	
		8	4	20.69	20.79	20.84	21.50	
		8	7	20.81	20.79	20.85	21.50	
		15	0	20.80	20.80	20.81	21.50	
64QAM		1	0	21.76	21.66	21.84	22.00	
		1	7	21.54	21.57	21.69	22.00	
		1	14	21.58	21.58	21.61	22.00	
		8	0	20.78	20.72	20.86	21.00	
		8	4	20.72	20.74	20.84	21.00	
		8	7	20.73	20.84	20.85	21.00	
		15	0	20.79	20.91	20.93	21.00	
Bandwidth		Modulation	RB size	RB offset	Channel/Frequency (MHz)			Tune-up Limit
					20425/826.5	20525/836.5	20625/846.5	



5MHz	QPSK	1	0	22.75	22.79	22.85	23.50
		1	13	22.65	22.78	22.77	23.50
		1	24	22.75	22.73	22.95	23.50
		12	0	21.90	21.93	21.86	22.50
		12	6	21.84	21.83	21.94	22.50
		12	13	21.76	21.92	21.71	22.50
		25	0	21.78	21.90	21.96	22.50
	16QAM	1	0	21.97	22.04	22.01	22.50
		1	13	22.03	21.90	22.01	22.50
		1	24	21.88	21.90	21.98	22.50
		12	0	20.77	20.75	20.78	21.50
		12	6	20.66	20.74	20.80	21.50
		12	13	20.79	20.75	20.82	21.50
		25	0	20.77	20.75	20.77	21.50
	64QAM	1	0	21.71	21.64	21.82	22.00
		1	13	21.52	21.54	21.67	22.00
		1	24	21.55	21.54	21.58	22.00
		12	0	20.75	20.70	20.83	21.00
		12	6	20.69	20.69	20.80	21.00
		12	13	20.71	20.80	20.82	21.00
		25	0	20.76	20.86	20.89	21.00
Bandwidth	Modulation	RB size	RB offset	Channel/Frequency (MHz)			Tune-up Limit
				20450/829	20525/836.5	20600/844	
10MHz	QPSK	1	0	22.72	22.75	22.82	23.50
		1	25	22.64	22.74	22.75	23.50
		1	49	22.73	22.72	22.92	23.50
		25	0	21.87	21.88	21.82	22.50
		25	13	21.82	21.79	21.91	22.50
		25	25	21.73	21.87	21.67	22.50
		50	0	21.75	21.85	21.92	22.50
	16QAM	1	0	21.95	22.00	21.96	22.50
		1	25	21.99	21.88	21.97	22.50
		1	49	21.86	21.87	21.96	22.50
		25	0	20.74	20.71	20.75	21.50
		25	13	20.63	20.72	20.77	21.50
		25	25	20.76	20.70	20.78	21.50
		50	0	20.75	20.71	20.74	21.50
	64QAM	1	0	21.69	21.60	21.77	22.00
		1	25	21.48	21.52	21.63	22.00
		1	49	21.53	21.51	21.56	22.00
		25	0	20.72	20.66	20.80	21.00
		25	13	20.66	20.67	20.77	21.00
		25	25	20.68	20.75	20.78	21.00



		50	0	20.74	20.82	20.86	21.00
--	--	----	---	-------	-------	-------	-------

LTE FDD Band 5 (REC Off+Wi-Fi/BT)				Conducted Power(dBm)			
Bandwidth	Modulation	RB size	RB offset	Channel/Frequency (MHz)			Tune-up Limit
				20407/824.7	20525/836.5	20643/848.3	
1.4MHz	QPSK	1	0	19.86	19.81	19.86	20.50
		1	2	19.75	19.69	19.70	20.50
		1	5	19.72	19.72	19.91	20.50
		3	0	19.86	19.82	19.80	20.50
		3	2	19.78	19.81	19.89	20.50
		3	3	19.87	19.79	19.81	20.50
		6	0	19.67	19.84	19.90	20.50
	16QAM	1	0	19.93	19.85	20.02	20.50
		1	2	19.84	19.85	19.74	20.50
		1	5	19.84	19.84	19.96	20.50
		3	0	19.80	19.66	19.75	20.50
		3	2	19.77	19.74	19.81	20.50
		3	3	19.74	19.80	19.72	20.50
		6	0	19.79	19.84	19.81	20.50
	64QAM	1	0	19.68	19.86	19.90	20.50
		1	2	19.94	19.55	20.00	20.50
		1	5	19.63	19.65	19.93	20.50
		3	0	19.72	19.74	19.73	20.50
		3	2	19.74	19.82	19.72	20.50
		3	3	19.75	19.82	19.78	20.50
		6	0	19.76	19.87	19.72	20.50
Bandwidth	Modulation	RB size	RB offset	Channel/Frequency (MHz)			Tune-up Limit
				20415/825.5	20525/836.5	20635/847.5	
3MHz	QPSK	1	0	19.88	19.82	19.89	20.50
		1	7	19.78	19.74	19.74	20.50
		1	14	19.74	19.76	19.94	20.50
		8	0	19.89	19.87	19.84	20.50
		8	4	19.81	19.86	19.93	20.50
		8	7	19.89	19.83	19.86	20.50
		15	0	19.75	19.86	19.94	20.50
	16QAM	1	0	19.95	19.88	20.04	20.50
		1	7	19.87	19.89	19.77	20.50
		1	14	19.87	19.86	19.99	20.50
		8	0	19.83	19.71	19.79	20.50
		8	4	19.79	19.78	19.84	20.50
		8	7	19.77	19.85	19.76	20.50
		15	0	19.82	19.89	19.85	20.50



Bandwidth	Modulation	RB size	RB offset	Channel/Frequency (MHz)			Tune-up Limit	
				20425/826.5	20525/836.5	20625/846.5		
	64QAM	1	0	19.70	19.89	19.92	20.50	
		1	7	19.97	19.59	20.03	20.50	
		1	14	19.66	19.67	19.96	20.50	
		8	0	19.75	19.79	19.77	20.50	
		8	4	19.76	19.86	19.75	20.50	
		8	7	19.78	19.87	19.82	20.50	
		15	0	19.79	19.92	19.76	20.50	
5MHz	QPSK	1	0	19.87	19.78	19.87	20.50	
		1	13	19.76	19.73	19.71	20.50	
		1	24	19.71	19.71	19.90	20.50	
		12	0	19.87	19.83	19.81	20.50	
		12	6	19.78	19.81	19.89	20.50	
		12	13	19.86	19.80	19.82	20.50	
		25	0	19.73	19.82	19.89	20.50	
	16QAM	1	0	19.90	19.86	20.02	20.50	
		1	13	19.85	19.86	19.75	20.50	
		1	24	19.84	19.82	19.96	20.50	
		12	0	19.80	19.69	19.76	20.50	
		12	6	19.76	19.73	19.80	20.50	
		12	13	19.75	19.81	19.73	20.50	
		25	0	19.79	19.84	19.81	20.50	
	64QAM	1	0	19.65	19.87	19.90	20.50	
		1	13	19.95	19.56	20.01	20.50	
		1	24	19.63	19.63	19.93	20.50	
		12	0	19.72	19.77	19.74	20.50	
		12	6	19.73	19.81	19.71	20.50	
		12	13	19.76	19.83	19.79	20.50	
		25	0	19.76	19.87	19.72	20.50	
	Bandwidth	Modulation	RB size	RB offset	Channel/Frequency (MHz)			Tune-up Limit
					20450/829	20525/836.5	20600/844	
	10MHz	QPSK	1	0	19.84	19.74	19.84	20.50
			1	25	19.75	19.69	19.69	20.50
			1	49	19.69	19.70	19.87	20.50
			25	0	19.84	19.78	19.77	20.50
			25	13	19.76	19.77	19.86	20.50
25			25	19.83	19.75	19.78	20.50	
50			0	19.70	19.77	19.85	20.50	
16QAM		1	0	19.88	19.82	19.97	20.50	
		1	25	19.81	19.84	19.71	20.50	
		1	49	19.82	19.79	19.94	20.50	
		25	0	19.77	19.65	19.73	20.50	



		25	13	19.73	19.71	19.77	20.50
		25	25	19.72	19.76	19.69	20.50
		50	0	19.77	19.80	19.78	20.50
	64QAM	1	0	19.63	19.83	19.85	20.50
		1	25	19.91	19.54	19.97	20.50
		1	49	19.61	19.60	19.91	20.50
		25	0	19.69	19.73	19.71	20.50
		25	13	19.70	19.79	19.68	20.50
		25	25	19.73	19.78	19.75	20.50
		50	0	19.74	19.83	19.69	20.50

LTE FDD Band 7 (REC On+Left Head)				Conducted Power(dBm)			
Bandwidth	Modulation	RB size	RB offset	Channel/Frequency (MHz)			Tune-up Limit
				20775/2502.5	21100/2535	21425/2567.5	
5MHz	QPSK	1	0	20.48	20.49	20.42	21.00
		1	13	20.49	20.43	20.50	21.00
		1	24	20.51	20.41	20.41	21.00
		12	0	20.44	20.44	20.28	21.00
		12	6	20.48	20.53	20.34	21.00
		12	13	20.54	20.34	20.31	21.00
		25	0	20.44	20.40	20.43	21.00
	16QAM	1	0	20.40	20.37	20.41	21.00
		1	13	20.43	20.34	20.47	21.00
		1	24	20.36	20.46	20.48	21.00
		12	0	20.38	20.36	20.29	21.00
		12	6	20.47	20.32	20.33	21.00
		12	13	20.34	20.32	20.19	21.00
		25	0	20.31	20.29	20.29	21.00
	64QAM	1	0	20.53	20.39	20.36	21.00
		1	13	20.40	20.23	20.51	21.00
		1	24	20.40	20.48	20.44	21.00
		12	0	20.39	20.36	20.31	21.00
		12	6	20.37	20.30	20.34	21.00
		12	13	20.37	20.26	20.29	21.00
		25	0	20.44	20.45	20.40	21.00
Bandwidth	Modulation	RB size	RB offset	Channel/Frequency (MHz)			Tune-up Limit
10MHz	QPSK			20800/2505	21100/2535	21400/2565	
		1	0	20.50	20.50	20.45	21.00
		1	25	20.52	20.48	20.54	21.00
		1	49	20.53	20.45	20.44	21.00
		25	0	20.47	20.49	20.32	21.00
		25	13	20.51	20.58	20.38	21.00



		25	25	20.56	20.38	20.36	21.00
		50	0	20.52	20.42	20.47	21.00
	16QAM	1	0	20.42	20.40	20.43	21.00
		1	25	20.46	20.38	20.50	21.00
		1	49	20.39	20.48	20.51	21.00
		25	0	20.41	20.41	20.33	21.00
		25	13	20.49	20.36	20.36	21.00
		25	25	20.37	20.37	20.23	21.00
		50	0	20.34	20.34	20.33	21.00
	64QAM	1	0	20.55	20.42	20.38	21.00
		1	25	20.43	20.27	20.54	21.00
		1	49	20.43	20.50	20.47	21.00
		25	0	20.42	20.41	20.35	21.00
		25	13	20.39	20.34	20.37	21.00
25		25	20.40	20.31	20.33	21.00	
50		0	20.47	20.50	20.44	21.00	
Bandwidth	Modulation	RB size	RB offset	Channel/Frequency (MHz)			Tune-up Limit
				20825/2507.5	21100/2535	21375/2562.5	
15MHz	QPSK	1	0	20.49	20.46	20.43	21.00
		1	38	20.50	20.47	20.51	21.00
		1	74	20.50	20.40	20.40	21.00
		36	0	20.45	20.45	20.29	21.00
		36	18	20.48	20.53	20.34	21.00
		36	39	20.53	20.35	20.32	21.00
		75	0	20.50	20.38	20.42	21.00
	16QAM	1	0	20.37	20.38	20.41	21.00
		1	38	20.44	20.35	20.48	21.00
		1	74	20.36	20.44	20.48	21.00
		36	0	20.38	20.39	20.30	21.00
		36	18	20.46	20.31	20.32	21.00
		36	39	20.35	20.33	20.20	21.00
		75	0	20.31	20.29	20.29	21.00
	64QAM	1	0	20.50	20.40	20.36	21.00
		1	38	20.41	20.24	20.52	21.00
		1	74	20.40	20.46	20.44	21.00
		36	0	20.39	20.39	20.32	21.00
		36	18	20.36	20.29	20.33	21.00
		36	39	20.38	20.27	20.30	21.00
		75	0	20.44	20.45	20.40	21.00
Bandwidth	Modulation	RB size	RB offset	Channel/Frequency (MHz)			Tune-up Limit
				20850/2510	21100/2535	21350/2560	
20MHz	QPSK	1	0	20.46	20.42	20.40	21.00
		1	50	20.49	20.43	20.49	21.00



		1	99	20.48	20.39	20.37	21.00
		50	0	20.42	20.40	20.25	21.00
		50	25	20.46	20.49	20.31	21.00
		50	50	20.50	20.30	20.28	21.00
		100	0	20.47	20.33	20.38	21.00
	16QAM	1	0	20.35	20.34	20.36	21.00
		1	50	20.40	20.33	20.44	21.00
		1	99	20.34	20.41	20.46	21.00
		50	0	20.35	20.35	20.27	21.00
		50	25	20.43	20.29	20.29	21.00
		50	50	20.32	20.28	20.16	21.00
		100	0	20.29	20.25	20.26	21.00
	64QAM	1	0	20.48	20.36	20.31	21.00
		1	50	20.37	20.22	20.48	21.00
		1	99	20.38	20.43	20.42	21.00
		50	0	20.36	20.35	20.29	21.00
		50	25	20.33	20.27	20.30	21.00
		50	50	20.35	20.22	20.26	21.00
		100	0	20.42	20.41	20.37	21.00

LTE FDD Band 7 (REC On+Right Head)				Conducted Power(dBm)			
Bandwidth	Modulation	RB size	RB offset	Channel/Frequency (MHz)			Tune-up Limit
				20775/2502.5	21100/2535	21425/2567.5	
5MHz	QPSK	1	0	14.48	15.10	15.35	16.00
		1	13	14.98	14.76	15.36	16.00
		1	24	15.17	15.11	15.05	16.00
		12	0	14.89	15.16	15.48	16.00
		12	6	14.99	14.93	15.34	16.00
		12	13	15.50	15.01	15.12	16.00
		25	0	14.99	14.99	15.41	16.00
	16QAM	1	0	15.09	15.12	15.46	16.00
		1	13	15.25	15.04	15.49	16.00
		1	24	15.42	15.23	15.33	16.00
		12	0	14.90	15.09	15.45	16.00
		12	6	14.96	14.92	15.23	16.00
		12	13	15.08	14.99	14.96	16.00
		25	0	14.97	14.92	15.22	16.00
	64QAM	1	0	14.83	15.00	15.43	16.00
		1	13	14.99	14.94	15.28	16.00
		1	24	15.05	15.13	15.25	16.00
		12	0	14.92	15.03	15.35	16.00
		12	6	15.00	14.72	15.20	16.00



Bandwidth	Modulation	RB size	RB offset	Channel/Frequency (MHz)			Tune-up Limit	
				20800/2505	21100/2535	21400/2565		
		12	13	15.09	14.91	15.00	16.00	
		25	0	15.08	14.93	15.24	16.00	
10MHz	QPSK	1	0	15.01	14.81	15.40	16.00	
		1	25	15.19	15.15	15.08	16.00	
		1	49	14.92	15.21	15.52	16.00	
		25	0	15.02	14.98	15.38	16.00	
		25	13	15.52	15.05	15.17	16.00	
		25	25	15.07	15.01	15.45	16.00	
		50	0	15.11	15.15	15.48	16.00	
	16QAM	1	0	15.28	15.08	15.52	16.00	
		1	25	15.45	15.25	15.36	16.00	
		1	49	14.93	15.14	15.49	16.00	
		25	0	14.98	14.96	15.26	16.00	
		25	13	15.11	15.04	15.00	16.00	
		25	25	15.00	14.97	15.26	16.00	
		50	0	14.85	15.03	15.45	16.00	
	64QAM	1	0	15.02	14.98	15.31	16.00	
		1	25	15.08	15.15	15.28	16.00	
		1	49	14.95	15.08	15.39	16.00	
		25	0	15.02	14.76	15.23	16.00	
		25	13	15.12	14.96	15.04	16.00	
		25	25	15.11	14.98	15.28	16.00	
		50	0	15.08	14.93	15.24	16.00	
	Bandwidth	Modulation	RB size	RB offset	Channel/Frequency (MHz)			Tune-up Limit
					20825/2507.5	21100/2535	21375/2562.5	
	15MHz	QPSK	1	0	14.49	15.07	15.36	16.00
1			38	14.99	14.80	15.37	16.00	
1			74	15.16	15.10	15.04	16.00	
36			0	14.90	15.17	15.49	16.00	
36			18	14.99	14.93	15.34	16.00	
36			39	15.49	15.02	15.13	16.00	
75			0	15.05	14.97	15.40	16.00	
16QAM		1	0	15.06	15.13	15.46	16.00	
		1	38	15.26	15.05	15.50	16.00	
		1	74	15.42	15.21	15.33	16.00	
		36	0	14.90	15.12	15.46	16.00	
		36	18	14.95	14.91	15.22	16.00	
		36	39	15.09	15.00	14.97	16.00	
		75	0	14.97	14.92	15.22	16.00	
64QAM		1	0	14.80	15.01	15.43	16.00	
		1	38	15.00	14.95	15.29	16.00	



Bandwidth	Modulation	RB size	RB offset	Channel/Frequency (MHz)			Tune-up Limit
				20850/2510	21100/2535	21350/2560	
		1	74	15.05	15.11	15.25	16.00
		36	0	14.92	15.06	15.36	16.00
		36	18	14.99	14.71	15.19	16.00
		36	39	15.10	14.92	15.01	16.00
		75	0	15.08	14.93	15.24	16.00
20MHz	QPSK	1	0	14.46	15.03	15.33	16.00
		1	50	14.98	14.76	15.35	16.00
		1	99	15.14	15.09	15.01	16.00
		50	0	14.87	15.12	15.45	16.00
		50	25	14.97	14.89	15.31	16.00
		50	50	15.46	14.97	15.09	16.00
		100	0	15.02	14.92	15.36	16.00
	16QAM	1	0	15.04	15.09	15.41	16.00
		1	50	15.22	15.03	15.46	16.00
		1	99	15.40	15.18	15.31	16.00
		50	0	14.87	15.08	15.43	16.00
		50	25	14.92	14.89	15.19	16.00
		50	50	15.06	14.95	14.93	16.00
		100	0	14.95	14.88	15.19	16.00
	64QAM	1	0	14.78	14.97	15.38	16.00
		1	50	14.96	14.93	15.25	16.00
		1	99	15.03	15.08	15.23	16.00
		50	0	14.89	15.02	15.33	16.00
		50	25	14.96	14.69	15.16	16.00
		50	50	15.07	14.87	14.97	16.00
		100	0	15.06	14.89	15.21	16.00

LTE FDD Band 7 (REC On+Left Head+Wi-Fi/BT)				Conducted Power(dBm)			Tune-up Limit
Bandwidth	Modulation	RB size	RB offset	Channel/Frequency (MHz)			
				20775/2502.5	21100/2535	21425/2567.5	
5MHz	QPSK	1	0	17.53	17.59	17.40	18.00
		1	13	17.46	17.58	17.82	18.00
		1	24	17.58	17.52	17.50	18.00
		12	0	17.44	17.45	17.40	18.00
		12	6	17.43	17.44	17.41	18.00
		12	13	17.48	17.42	17.44	18.00
		25	0	17.31	17.52	17.36	18.00
	16QAM	1	0	17.63	17.42	17.59	18.00
		1	13	17.25	17.35	17.35	18.00
		1	24	17.57	17.74	17.52	18.00



	64QAM	12	0	17.45	17.40	17.35	18.00
		12	6	17.37	17.39	17.28	18.00
		12	13	17.46	17.45	17.34	18.00
		25	0	17.30	17.42	17.26	18.00
		1	0	17.58	17.49	17.66	18.00
		1	13	17.45	17.42	16.94	18.00
		1	24	17.79	17.63	16.71	18.00
		12	0	17.46	17.33	17.27	18.00
		12	6	17.38	17.36	17.18	18.00
		12	13	17.39	17.38	17.32	18.00
25	0	17.40	17.44	17.38	18.00		
Bandwidth	Modulation	RB size	RB offset	Channel/Frequency (MHz)			Tune-up Limit
				20800/2505	21100/2535	21400/2565	
10MHz	QPSK	1	0	17.55	17.60	17.43	18.00
		1	25	17.49	17.63	17.86	18.00
		1	49	17.60	17.56	17.53	18.00
		25	0	17.47	17.50	17.44	18.00
		25	13	17.46	17.49	17.45	18.00
		25	25	17.50	17.46	17.49	18.00
		50	0	17.39	17.54	17.40	18.00
	16QAM	1	0	17.65	17.45	17.61	18.00
		1	25	17.28	17.39	17.38	18.00
		1	49	17.60	17.76	17.55	18.00
		25	0	17.48	17.45	17.39	18.00
		25	13	17.39	17.43	17.31	18.00
		25	25	17.49	17.50	17.38	18.00
		50	0	17.33	17.47	17.30	18.00
	64QAM	1	0	17.60	17.52	17.68	18.00
		1	25	17.48	17.46	16.97	18.00
		1	49	17.82	17.65	16.74	18.00
		25	0	17.49	17.38	17.31	18.00
		25	13	17.40	17.40	17.21	18.00
		25	25	17.42	17.43	17.36	18.00
		50	0	17.43	17.49	17.42	18.00
Bandwidth	Modulation	RB size	RB offset	Channel/Frequency (MHz)			Tune-up Limit
				20825/2507.5	21100/2535	21375/2562.5	
15MHz	QPSK	1	0	17.54	17.56	17.41	18.00
		1	38	17.47	17.62	17.83	18.00
		1	74	17.57	17.51	17.49	18.00
		36	0	17.45	17.46	17.41	18.00
		36	18	17.43	17.44	17.41	18.00
		36	39	17.47	17.43	17.45	18.00
		75	0	17.37	17.50	17.35	18.00



	16QAM	1	0	17.60	17.43	17.59	18.00
		1	38	17.26	17.36	17.36	18.00
		1	74	17.57	17.72	17.52	18.00
		36	0	17.45	17.43	17.36	18.00
		36	18	17.36	17.38	17.27	18.00
		36	39	17.47	17.46	17.35	18.00
		75	0	17.30	17.42	17.26	18.00
	64QAM	1	0	17.55	17.50	17.66	18.00
		1	38	17.46	17.43	16.95	18.00
		1	74	17.79	17.61	16.71	18.00
		36	0	17.46	17.36	17.28	18.00
		36	18	17.37	17.35	17.17	18.00
		36	39	17.40	17.39	17.33	18.00
		75	0	17.40	17.44	17.38	18.00
Bandwidth	Modulation	RB size	RB offset	Channel/Frequency (MHz)			Tune-up Limit
				20850/2510	21100/2535	21350/2560	
20MHz	QPSK	1	0	17.51	17.52	17.38	18.00
		1	50	17.46	17.58	17.81	18.00
		1	99	17.55	17.50	17.46	18.00
		50	0	17.42	17.41	17.37	18.00
		50	25	17.41	17.40	17.38	18.00
		50	50	17.44	17.38	17.41	18.00
		100	0	17.34	17.45	17.31	18.00
	16QAM	1	0	17.58	17.39	17.54	18.00
		1	50	17.22	17.34	17.32	18.00
		1	99	17.55	17.69	17.50	18.00
		50	0	17.42	17.39	17.33	18.00
		50	25	17.33	17.36	17.24	18.00
		50	50	17.44	17.41	17.31	18.00
		100	0	17.28	17.38	17.23	18.00
	64QAM	1	0	17.53	17.46	17.61	18.00
		1	50	17.42	17.41	16.91	18.00
		1	99	17.77	17.58	16.69	18.00
		50	0	17.43	17.32	17.25	18.00
		50	25	17.34	17.33	17.14	18.00
		50	50	17.37	17.34	17.29	18.00
		100	0	17.38	17.40	17.35	18.00

LTE FDD Band 7 (REC On+Right Head+Wi-Fi/BT)				Conducted Power(dBm)			
Bandwidth	Modulation	RB size	RB offset	Channel/Frequency (MHz)			Tune-up Limit
				20775/2502.5	21100/2535	21425/2567.5	
5MHz	QPSK	1	0	11.69	12.11	11.96	13.00



		1	13	12.05	11.96	12.31	13.00			
		1	24	12.16	11.46	11.88	13.00			
		12	0	12.00	12.34	12.31	13.00			
		12	6	11.97	11.85	12.29	13.00			
		12	13	12.36	11.59	12.05	13.00			
		25	0	12.14	12.14	12.32	13.00			
	16QAM	1	0	12.08	12.47	12.26	13.00			
		1	13	12.30	12.38	12.48	13.00			
		1	24	12.52	12.06	12.17	13.00			
		12	0	12.05	12.39	12.30	13.00			
		12	6	11.99	11.90	12.31	13.00			
		12	13	12.30	11.62	12.04	13.00			
	64QAM	25	0	12.21	12.15	12.26	13.00			
		1	0	12.09	12.18	12.28	13.00			
		1	13	12.12	12.17	12.22	13.00			
		1	24	12.40	11.94	12.13	13.00			
		12	0	12.14	11.70	12.32	13.00			
		12	6	12.08	11.75	12.33	13.00			
	10MHz	QPSK	12	13	12.04	11.68	12.08	13.00		
			25	0	12.24	12.01	12.30	13.00		
							Channel/Frequency (MHz)		Tune-up Limit	
Bandwidth			Modulation		RB size	RB offset	20800/2505	21100/2535		21400/2565
			QPSK	1	0	11.71	12.12	11.99	13.00	
				1	25	12.08	12.01	12.35	13.00	
		1		49	12.18	11.50	11.91	13.00		
		25		0	12.03	12.39	12.35	13.00		
		25		13	12.00	11.90	12.33	13.00		
		25		25	12.38	11.63	12.10	13.00		
		16QAM	50	0	12.22	12.16	12.36	13.00		
			1	0	12.10	12.50	12.28	13.00		
			1	25	12.33	12.42	12.51	13.00		
			1	49	12.55	12.08	12.20	13.00		
			25	0	12.08	12.44	12.34	13.00		
			25	13	12.01	11.94	12.34	13.00		
		64QAM	25	25	12.33	11.67	12.08	13.00		
			50	0	12.24	12.20	12.30	13.00		
			1	0	12.11	12.21	12.30	13.00		
			1	25	12.15	12.21	12.25	13.00		
			1	49	12.43	11.96	12.16	13.00		
	25		0	12.17	11.75	12.36	13.00			
		25	13	12.10	11.79	12.36	13.00			
		25	25	12.07	11.73	12.12	13.00			
		50	0	12.27	12.06	12.34	13.00			



Bandwidth	Modulation	RB size	RB offset	Channel/Frequency (MHz)			Tune-up Limit
				20825/2507.5	21100/2535	21375/2562.5	
15MHz	QPSK	1	0	11.70	12.08	11.97	13.00
		1	38	12.06	12.00	12.32	13.00
		1	74	12.15	11.45	11.87	13.00
		36	0	12.01	12.35	12.32	13.00
		36	18	11.97	11.85	12.29	13.00
		36	39	12.35	11.60	12.06	13.00
		75	0	12.20	12.12	12.31	13.00
	16QAM	1	0	12.05	12.48	12.26	13.00
		1	38	12.31	12.39	12.49	13.00
		1	74	12.52	12.04	12.17	13.00
		36	0	12.05	12.42	12.31	13.00
		36	18	11.98	11.89	12.30	13.00
		36	39	12.31	11.63	12.05	13.00
		75	0	12.21	12.15	12.26	13.00
	64QAM	1	0	12.06	12.19	12.28	13.00
		1	38	12.13	12.18	12.23	13.00
		1	74	12.40	11.92	12.13	13.00
		36	0	12.14	11.73	12.33	13.00
		36	18	12.07	11.74	12.32	13.00
		36	39	12.05	11.69	12.09	13.00
		75	0	12.24	12.01	12.30	13.00
Bandwidth	Modulation	RB size	RB offset	Channel/Frequency (MHz)			Tune-up Limit
20MHz	QPSK	1	0	11.67	12.04	11.94	13.00
		1	50	12.05	11.96	12.30	13.00
		1	99	12.13	11.44	11.84	13.00
		50	0	11.98	12.30	12.28	13.00
		50	25	11.95	11.81	12.26	13.00
		50	50	12.32	11.55	12.02	13.00
		100	0	12.17	12.07	12.27	13.00
	16QAM	1	0	12.03	12.44	12.21	13.00
		1	50	12.27	12.37	12.45	13.00
		1	99	12.50	12.01	12.15	13.00
		50	0	12.02	12.38	12.28	13.00
		50	25	11.95	11.87	12.27	13.00
		50	50	12.28	11.58	12.01	13.00
		100	0	12.19	12.11	12.23	13.00
	64QAM	1	0	12.04	12.15	12.23	13.00
		1	50	12.09	12.16	12.19	13.00
		1	99	12.38	11.89	12.11	13.00
		50	0	12.11	11.69	12.30	13.00



		50	25	12.04	11.72	12.29	13.00
		50	50	12.02	11.64	12.05	13.00
		100	0	12.22	11.97	12.27	13.00

LTE FDD Band 7 (REC Off)				Conducted Power(dBm)			
Bandwidth	Modulation	RB size	RB offset	Channel/Frequency (MHz)			Tune-up Limit
				20775/2502.5	21100/2535	21425/2567.5	
5MHz	QPSK	1	0	20.49	20.48	20.37	21.00
		1	13	20.31	20.26	20.33	21.00
		1	24	20.39	20.35	20.48	21.00
		12	0	20.43	20.40	20.36	21.00
		12	6	20.40	20.35	20.40	21.00
		12	13	20.39	20.30	20.42	21.00
		25	0	20.41	20.51	20.33	21.00
	16QAM	1	0	20.46	20.32	20.48	21.00
		1	13	20.45	20.33	20.05	21.00
		1	24	20.46	20.32	20.39	21.00
		12	0	20.49	20.35	20.24	21.00
		12	6	20.35	20.25	20.28	21.00
		12	13	20.35	20.29	20.28	21.00
		25	0	20.32	20.36	20.33	21.00
	64QAM	1	0	20.43	20.39	20.51	21.00
		1	13	20.38	20.21	20.18	21.00
		1	24	20.49	20.40	20.39	21.00
		12	0	20.37	20.26	20.36	21.00
		12	6	20.39	20.29	20.20	21.00
		12	13	20.35	20.22	20.31	21.00
		25	0	20.43	20.40	20.32	21.00
Bandwidth	Modulation	RB size	RB offset	Channel/Frequency (MHz)			Tune-up Limit
10MHz	QPSK			20800/2505	21100/2535	21400/2565	
		1	0	20.51	20.49	20.40	21.00
		1	25	20.34	20.31	20.37	21.00
		1	49	20.41	20.39	20.51	21.00
		25	0	20.46	20.45	20.40	21.00
		25	13	20.43	20.40	20.44	21.00
		25	25	20.41	20.34	20.47	21.00
	16QAM	50	0	20.49	20.53	20.37	21.00
		1	0	20.48	20.35	20.50	21.00
		1	25	20.48	20.37	20.08	21.00
		1	49	20.49	20.34	20.42	21.00
		25	0	20.52	20.40	20.28	21.00
		25	13	20.37	20.29	20.31	21.00



		25	25	20.38	20.34	20.32	21.00
		50	0	20.35	20.41	20.37	21.00
	64QAM	1	0	20.45	20.42	20.53	21.00
		1	25	20.41	20.25	20.21	21.00
		1	49	20.52	20.42	20.42	21.00
		25	0	20.40	20.31	20.40	21.00
		25	13	20.41	20.33	20.23	21.00
		25	25	20.38	20.27	20.35	21.00
		50	0	20.46	20.45	20.36	21.00
Bandwidth	Modulation	RB size	RB offset	Channel/Frequency (MHz)			Tune-up Limit
				20825/2507.5	21100/2535	21375/2562.5	
15MHz	QPSK	1	0	20.50	20.45	20.38	21.00
		1	38	20.32	20.30	20.34	21.00
		1	74	20.38	20.34	20.47	21.00
		36	0	20.44	20.41	20.37	21.00
		36	18	20.40	20.35	20.40	21.00
		36	39	20.38	20.31	20.43	21.00
		75	0	20.47	20.49	20.32	21.00
	16QAM	1	0	20.43	20.33	20.48	21.00
		1	38	20.46	20.34	20.06	21.00
		1	74	20.46	20.30	20.39	21.00
		36	0	20.49	20.38	20.25	21.00
		36	18	20.34	20.24	20.27	21.00
		36	39	20.36	20.30	20.29	21.00
		75	0	20.32	20.36	20.33	21.00
	64QAM	1	0	20.40	20.40	20.51	21.00
		1	38	20.39	20.22	20.19	21.00
		1	74	20.49	20.38	20.39	21.00
		36	0	20.37	20.29	20.37	21.00
		36	18	20.38	20.28	20.19	21.00
		36	39	20.36	20.23	20.32	21.00
		75	0	20.43	20.40	20.32	21.00
Bandwidth	Modulation	RB size	RB offset	Channel/Frequency (MHz)			Tune-up Limit
				20850/2510	21100/2535	21350/2560	
20MHz	QPSK	1	0	20.47	20.41	20.35	21.00
		1	50	20.31	20.26	20.32	21.00
		1	99	20.36	20.33	20.44	21.00
		50	0	20.41	20.36	20.33	21.00
		50	25	20.38	20.31	20.37	21.00
		50	50	20.35	20.26	20.39	21.00
		100	0	20.44	20.44	20.28	21.00
	16QAM	1	0	20.41	20.29	20.43	21.00
		1	50	20.42	20.32	20.02	21.00



		1	99	20.44	20.27	20.37	21.00
		50	0	20.46	20.34	20.22	21.00
		50	25	20.31	20.22	20.24	21.00
		50	50	20.33	20.25	20.25	21.00
		100	0	20.30	20.32	20.30	21.00
	64QAM	1	0	20.38	20.36	20.46	21.00
		1	50	20.35	20.20	20.15	21.00
		1	99	20.47	20.35	20.37	21.00
		50	0	20.34	20.25	20.34	21.00
		50	25	20.35	20.26	20.16	21.00
		50	50	20.33	20.18	20.28	21.00
		100	0	20.41	20.36	20.29	21.00

LTE FDD Band 7 (REC Off+Wi-Fi/BT)				Conducted Power(dBm)			
Bandwidth	Modulation	RB size	RB offset	Channel/Frequency (MHz)			Tune-up Limit
				20775/2502.5	21100/2535	21425/2567.5	
5MHz	QPSK	1	0	17.56	17.44	17.36	18.00
		1	13	17.53	17.41	17.39	18.00
		1	24	17.45	17.47	17.45	18.00
		12	0	17.45	17.34	17.34	18.00
		12	6	17.27	17.35	17.36	18.00
		12	13	17.46	17.37	17.40	18.00
		25	0	17.44	17.41	17.32	18.00
	16QAM	1	0	17.56	17.49	17.59	18.00
		1	13	17.34	17.42	17.04	18.00
		1	24	17.56	17.29	17.50	18.00
		12	0	17.40	17.33	17.32	18.00
		12	6	17.40	17.29	17.30	18.00
		12	13	17.27	17.37	17.24	18.00
		25	0	17.30	17.35	17.30	18.00
	64QAM	1	0	17.48	17.50	17.47	18.00
		1	13	17.40	17.41	17.56	18.00
		1	24	17.42	17.39	17.49	18.00
		12	0	17.25	17.44	17.25	18.00
		12	6	17.38	17.30	17.33	18.00
		12	13	17.35	17.36	17.22	18.00
		25	0	17.29	17.34	17.21	18.00
Bandwidth	Modulation	RB size	RB offset	Channel/Frequency (MHz)			Tune-up Limit
10MHz	QPSK			20800/2505	21100/2535	21400/2565	
		1	0	17.58	17.45	17.39	18.00
		1	25	17.56	17.46	17.43	18.00
		1	49	17.47	17.51	17.48	18.00



		25	0	17.48	17.39	17.38	18.00	
		25	13	17.30	17.40	17.40	18.00	
		25	25	17.48	17.41	17.45	18.00	
		50	0	17.52	17.43	17.36	18.00	
	16QAM	1	0	17.58	17.52	17.61	18.00	
		1	25	17.37	17.46	17.07	18.00	
		1	49	17.59	17.31	17.53	18.00	
		25	0	17.43	17.38	17.36	18.00	
		25	13	17.42	17.33	17.33	18.00	
		25	25	17.30	17.42	17.28	18.00	
	64QAM	50	0	17.33	17.40	17.34	18.00	
		1	0	17.50	17.53	17.49	18.00	
		1	25	17.43	17.45	17.59	18.00	
		1	49	17.45	17.41	17.52	18.00	
		25	0	17.28	17.49	17.29	18.00	
		25	13	17.40	17.34	17.36	18.00	
	15MHz	QPSK	25	25	17.38	17.41	17.26	18.00
			50	0	17.32	17.39	17.25	18.00
1			0	17.57	17.41	17.37	18.00	
1			38	17.54	17.45	17.40	18.00	
1			74	17.44	17.46	17.44	18.00	
36			0	17.46	17.35	17.35	18.00	
36			18	17.27	17.35	17.36	18.00	
16QAM		36	39	17.45	17.38	17.41	18.00	
		75	0	17.50	17.39	17.31	18.00	
		1	0	17.53	17.50	17.59	18.00	
		1	38	17.35	17.43	17.05	18.00	
		1	74	17.56	17.27	17.50	18.00	
		36	0	17.40	17.36	17.33	18.00	
		36	18	17.39	17.28	17.29	18.00	
64QAM		36	39	17.28	17.38	17.25	18.00	
		75	0	17.30	17.35	17.30	18.00	
		1	0	17.45	17.51	17.47	18.00	
		1	38	17.41	17.42	17.57	18.00	
	1	74	17.42	17.37	17.49	18.00		
	36	0	17.25	17.47	17.26	18.00		
	36	18	17.37	17.29	17.32	18.00		
	Bandwidth	Modulation	RB size	RB offset	Channel/Frequency (MHz)			Tune-up Limit
					20825/2507.5	21100/2535	21375/2562.5	



Bandwidth	Modulation	RB size	RB offset	Channel/Frequency (MHz)			Tune-up Limit
				20850/2510	21100/2535	21350/2560	
20MHz	QPSK	1	0	17.54	17.37	17.34	18.00
		1	50	17.53	17.41	17.38	18.00
		1	99	17.42	17.45	17.41	18.00
		50	0	17.43	17.30	17.31	18.00
		50	25	17.25	17.31	17.33	18.00
		50	50	17.42	17.33	17.37	18.00
		100	0	17.47	17.34	17.27	18.00
	16QAM	1	0	17.51	17.46	17.54	18.00
		1	50	17.31	17.41	17.01	18.00
		1	99	17.54	17.24	17.48	18.00
		50	0	17.37	17.32	17.30	18.00
		50	25	17.36	17.26	17.26	18.00
		50	50	17.25	17.33	17.21	18.00
		100	0	17.28	17.31	17.27	18.00
	64QAM	1	0	17.43	17.47	17.42	18.00
		1	50	17.37	17.40	17.53	18.00
		1	99	17.40	17.34	17.47	18.00
		50	0	17.22	17.43	17.23	18.00
		50	25	17.34	17.27	17.29	18.00
		50	50	17.33	17.32	17.19	18.00
		100	0	17.27	17.30	17.18	18.00

LTE FDD Band 12 (REC On+ Left Head)				Conducted Power(dBm)			
Bandwidth	Modulation	RB size	RB offset	Channel/Frequency (MHz)			Tune-up Limit
				23017/699.7	23095/707.5	23173/715.3	
1.4MHz	QPSK	1	0	21.87	21.88	22.04	22.50
		1	2	21.78	21.92	21.98	22.50
		1	5	21.98	21.96	22.00	22.50
		3	0	21.83	21.94	21.92	22.50
		3	2	21.95	22.10	22.10	22.50
		3	3	22.00	22.03	22.05	22.50
		6	0	21.60	21.88	21.85	22.50
	16QAM	1	0	21.95	21.83	22.02	22.50
		1	2	21.90	21.79	21.86	22.50
		1	5	22.07	22.02	22.11	22.50
		3	0	21.74	21.77	21.68	22.50
		3	2	21.71	21.81	21.84	22.50
		3	3	21.73	21.74	21.62	22.50
		6	0	20.82	20.84	20.79	21.50
	64QAM	1	0	21.31	21.27	21.43	21.50



Bandwidth	Modulation	RB size	RB offset	Channel/Frequency (MHz)			Tune-up Limit	
				23025/700.5	23095/707.5	23165/714.5		
		1	2	21.37	21.39	21.35	21.50	
		1	5	21.44	21.37	21.47	21.50	
		3	0	21.13	21.22	21.36	21.50	
		3	2	21.35	21.31	21.36	21.50	
		3	3	21.21	21.29	21.21	21.50	
		6	0	20.28	20.32	20.40	20.50	
3MHz	QPSK	1	0	21.88	21.91	22.06	22.50	
		1	7	21.82	21.98	22.03	22.50	
		1	14	22.00	22.00	22.03	22.50	
		8	0	21.73	21.86	21.85	22.50	
		8	4	21.88	22.01	22.01	22.50	
		8	7	21.90	21.96	21.96	22.50	
		15	0	21.69	21.93	21.90	22.50	
	16QAM	1	0	21.97	21.84	22.04	22.50	
		1	7	21.93	21.86	21.90	22.50	
		1	14	22.09	22.06	22.13	22.50	
		8	0	20.86	20.91	20.81	21.50	
		8	4	20.81	20.93	20.95	21.50	
		8	7	20.83	20.86	20.75	21.50	
		15	0	20.86	20.89	20.81	21.50	
	64QAM	1	0	21.33	21.28	21.45	21.50	
		1	7	21.40	21.46	21.39	21.50	
		1	14	21.46	21.41	21.49	21.50	
		8	0	20.25	20.36	20.49	20.50	
		8	4	20.45	20.43	20.47	20.50	
		8	7	20.31	20.41	20.34	20.50	
		15	0	20.32	20.37	20.42	20.50	
	Bandwidth	Modulation	RB size	RB offset	Channel/Frequency (MHz)			Tune-up Limit
					23035/701.5	23095/707.5	23155/713.5	
	5MHz	QPSK	1	0	21.87	21.87	22.04	22.50
1			13	21.80	21.97	22.00	22.50	
1			24	21.97	21.95	21.99	22.50	
12			0	21.71	21.82	21.82	22.50	
12			6	21.85	21.96	21.97	22.50	
12			13	21.87	21.93	21.92	22.50	
25			0	21.67	21.89	21.85	22.50	
16QAM		1	0	21.92	21.82	22.02	22.50	
		1	13	21.91	21.83	21.88	22.50	
		1	24	22.06	22.02	22.10	22.50	
		12	0	20.83	20.89	20.78	21.50	
		12	6	20.78	20.88	20.91	21.50	



Bandwidth	Modulation	RB size	RB offset	Channel/Frequency (MHz)			Tune-up Limit
				23060/704	23095/707.5	23130/711	
	64QAM	12	13	20.81	20.82	20.72	21.50
		25	0	20.83	20.84	20.77	21.50
		1	0	21.28	21.26	21.43	21.50
		1	13	21.38	21.43	21.37	21.50
		1	24	21.43	21.37	21.46	21.50
		12	0	20.22	20.34	20.46	20.50
		12	6	20.42	20.38	20.43	20.50
		12	13	20.29	20.37	20.31	20.50
		25	0	20.29	20.32	20.38	20.50
		10MHz	QPSK	1	0	21.84	21.83
1	25			21.79	21.93	21.98	22.50
1	49			21.95	21.94	21.96	22.50
25	0			21.68	21.77	21.78	22.50
25	13			21.83	21.92	21.94	22.50
25	25			21.84	21.88	21.88	22.50
50	0			21.64	21.84	21.81	22.50
16QAM	1		0	21.90	21.78	21.97	22.50
	1		25	21.87	21.81	21.84	22.50
	1		49	22.04	21.99	22.08	22.50
	25		0	20.80	20.85	20.75	21.50
	25		13	20.75	20.86	20.88	21.50
	25		25	20.78	20.77	20.68	21.50
	50		0	20.81	20.80	20.74	21.50
64QAM	1		0	21.26	21.22	21.38	21.50
	1		25	21.34	21.41	21.33	21.50
	1		49	21.41	21.34	21.44	21.50
	25		0	20.19	20.30	20.43	20.50
	25		13	20.39	20.36	20.40	20.50
	25		25	20.26	20.32	20.27	20.50
	50		0	20.27	20.28	20.35	20.50

LTE FDD Band 12 (REC On+Right Head)				Conducted Power(dBm)			
Bandwidth	Modulation	RB size	RB offset	Channel/Frequency (MHz)			Tune-up Limit
				23017/699.7	23095/707.5	23173/715.3	
1.4MHz	QPSK	1	0	21.70	21.71	21.92	22.50
		1	2	21.58	21.72	21.78	22.50
		1	5	21.75	21.84	21.88	22.50
		3	0	21.88	21.96	21.95	22.50
		3	2	21.82	22.01	22.00	22.50
		3	3	21.90	21.93	21.95	22.50



	16QAM	6	0	21.59	21.87	21.84	22.50
		1	0	21.79	21.67	21.86	22.50
		1	2	21.90	21.79	21.86	22.50
		1	5	21.81	21.76	21.95	22.50
		3	0	21.65	21.68	21.59	22.50
		3	2	21.58	21.68	21.71	22.50
		3	3	21.73	21.74	21.62	22.50
	6	0	20.74	20.76	20.71	21.50	
	64QAM	1	0	21.11	21.07	21.23	21.50
		1	2	21.07	21.09	21.05	21.50
		1	5	21.11	21.04	21.14	21.50
		3	0	21.16	21.25	21.39	21.50
		3	2	21.25	21.21	21.26	21.50
		3	3	21.29	21.37	21.29	21.50
6		0	20.31	20.35	20.43	20.50	
Bandwidth	Modulation	RB size	RB offset	Channel/Frequency (MHz)			Tune-up Limit
				23025/700.5	23095/707.5	23165/714.5	
3MHz	QPSK	1	0	21.71	21.74	21.94	22.50
		1	7	21.62	21.78	21.83	22.50
		1	14	21.77	21.88	21.91	22.50
		8	0	21.78	21.88	21.88	22.50
		8	4	21.75	21.92	21.91	22.50
		8	7	21.80	21.86	21.86	22.50
		15	0	21.68	21.92	21.89	22.50
	16QAM	1	0	21.81	21.68	21.88	22.50
		1	7	21.93	21.86	21.90	22.50
		1	14	21.83	21.80	21.97	22.50
		8	0	20.77	20.82	20.72	21.50
		8	4	20.68	20.80	20.82	21.50
		8	7	20.83	20.86	20.75	21.50
		15	0	20.78	20.81	20.73	21.50
	64QAM	1	0	21.13	21.08	21.25	21.50
		1	7	21.10	21.16	21.09	21.50
		1	14	21.13	21.08	21.16	21.50
		8	0	20.28	20.39	20.32	20.50
		8	4	20.35	20.33	20.37	20.50
		8	7	20.39	20.49	20.42	20.50
		15	0	20.35	20.40	20.45	20.50
Bandwidth	Modulation	RB size	RB offset	Channel/Frequency (MHz)			Tune-up Limit
				23035/701.5	23095/707.5	23155/713.5	
5MHz	QPSK	1	0	21.70	21.70	21.92	22.50
		1	13	21.60	21.77	21.80	22.50
		1	24	21.74	21.83	21.87	22.50



		12	0	21.76	21.84	21.85	22.50	
		12	6	21.72	21.87	21.87	22.50	
		12	13	21.77	21.83	21.82	22.50	
		25	0	21.66	21.88	21.84	22.50	
	16QAM	1	0	21.76	21.66	21.86	22.50	
		1	13	21.91	21.83	21.88	22.50	
		1	24	21.80	21.76	21.94	22.50	
		12	0	20.74	20.80	20.69	21.50	
		12	6	20.65	20.75	20.78	21.50	
		12	13	20.81	20.82	20.72	21.50	
		25	0	20.75	20.76	20.69	21.50	
	64QAM	1	0	21.08	21.06	21.23	21.50	
		1	13	21.08	21.13	21.07	21.50	
		1	24	21.10	21.04	21.13	21.50	
		12	0	20.25	20.37	20.49	20.50	
		12	6	20.32	20.28	20.33	20.50	
		12	13	20.37	20.45	20.39	20.50	
		25	0	20.32	20.35	20.41	20.50	
	Bandwidth	Modulation	RB size	RB offset	Channel/Frequency (MHz)			Tune-up Limit
					23060/704	23095/707.5	23130/711	
	10MHz	QPSK	1	0	21.77	21.76	21.99	22.50
1			25	21.69	21.83	21.88	22.50	
1			49	21.82	21.92	21.94	22.50	
25			0	21.83	21.89	21.91	22.50	
25			13	21.80	21.93	21.94	22.50	
25			25	21.84	21.88	21.88	22.50	
50			0	21.73	21.93	21.90	22.50	
16QAM		1	0	21.84	21.72	21.91	22.50	
		1	25	21.97	21.91	21.94	22.50	
		1	49	21.88	21.83	22.02	22.50	
		25	0	20.81	20.86	20.76	21.50	
		25	13	20.72	20.83	20.85	21.50	
		25	25	20.88	20.87	20.78	21.50	
		50	0	20.83	20.82	20.76	21.50	
64QAM		1	0	21.06	21.02	21.18	21.50	
		1	25	21.04	21.11	21.03	21.50	
		1	49	21.08	21.01	21.11	21.50	
		25	0	20.22	20.33	20.46	20.50	
		25	13	20.29	20.26	20.30	20.50	
		25	25	20.34	20.40	20.35	20.50	
		50	0	20.30	20.31	20.38	20.50	



LTE FDD Band 12 (REC On+Left Head+Wi-Fi/BT)				Conducted Power(dBm)			
Bandwidth	Modulation	RB size	RB offset	Channel/Frequency (MHz)			Tune-up Limit
				23017/699.7	23095/707.5	23173/715.3	
1.4MHz	QPSK	1	0	18.78	18.90	19.06	19.50
		1	2	18.77	18.86	18.87	19.50
		1	5	19.06	19.02	19.05	19.50
		3	0	18.90	18.93	18.93	19.50
		3	2	18.81	18.97	18.99	19.50
		3	3	18.99	18.95	18.96	19.50
		6	0	18.80	18.95	18.90	19.50
	16QAM	1	0	18.82	18.69	18.86	19.50
		1	2	18.66	18.80	18.74	19.50
		1	5	18.74	18.85	18.82	19.50
		3	0	18.76	18.72	18.72	19.50
		3	2	18.81	18.74	18.78	19.50
		3	3	18.78	18.84	18.89	19.50
		6	0	18.86	18.82	18.85	19.50
	64QAM	1	0	18.89	18.97	18.82	19.50
		1	2	18.77	18.59	18.66	19.50
		1	5	18.70	18.75	18.69	19.50
		3	0	18.78	18.64	18.73	19.50
		3	2	18.82	18.72	18.63	19.50
		3	3	18.66	18.71	18.70	19.50
		6	0	18.74	18.80	18.72	19.50
Bandwidth	Modulation	RB size	RB offset	Channel/Frequency (MHz)			Tune-up Limit
				23025/700.5	23095/707.5	23165/714.5	
3MHz	QPSK	1	0	18.80	18.91	19.09	19.50
		1	7	18.80	18.91	18.91	19.50
		1	14	19.08	19.06	19.08	19.50
		8	0	18.93	18.98	18.97	19.50
		8	4	18.84	19.02	19.03	19.50
		8	7	19.01	18.99	19.01	19.50
		15	0	18.88	18.97	18.94	19.50
	16QAM	1	0	18.84	18.72	18.88	19.50
		1	7	18.69	18.84	18.77	19.50
		1	14	18.77	18.87	18.85	19.50
		8	0	18.79	18.77	18.76	19.50
		8	4	18.83	18.78	18.81	19.50
		8	7	18.81	18.89	18.93	19.50
		15	0	18.89	18.87	18.89	19.50
	64QAM	1	0	18.91	19.00	18.84	19.50
1		7	18.80	18.63	18.69	19.50	



Bandwidth	Modulation	RB size	RB offset	Channel/Frequency (MHz)			Tune-up Limit	
				23035/701.5	23095/707.5	23155/713.5		
		1	14	18.73	18.77	18.72	19.50	
		8	0	18.81	18.69	18.77	19.50	
		8	4	18.84	18.76	18.66	19.50	
		8	7	18.69	18.76	18.74	19.50	
		15	0	18.77	18.85	18.76	19.50	
5MHz	QPSK	1	0	18.79	18.87	19.07	19.50	
		1	13	18.78	18.90	18.88	19.50	
		1	24	19.05	19.01	19.04	19.50	
		12	0	18.91	18.94	18.94	19.50	
		12	6	18.81	18.97	18.99	19.50	
		12	13	18.98	18.96	18.97	19.50	
		25	0	18.86	18.93	18.89	19.50	
	16QAM	1	0	18.79	18.70	18.86	19.50	
		1	13	18.67	18.81	18.75	19.50	
		1	24	18.74	18.83	18.82	19.50	
		12	0	18.76	18.75	18.73	19.50	
		12	6	18.80	18.73	18.77	19.50	
		12	13	18.79	18.85	18.90	19.50	
		25	0	18.86	18.82	18.85	19.50	
	64QAM	1	0	18.86	18.98	18.82	19.50	
		1	13	18.78	18.60	18.67	19.50	
		1	24	18.70	18.73	18.69	19.50	
		12	0	18.78	18.67	18.74	19.50	
		12	6	18.81	18.71	18.62	19.50	
		12	13	18.67	18.72	18.71	19.50	
		25	0	18.74	18.80	18.72	19.50	
	Bandwidth	Modulation	RB size	RB offset	Channel/Frequency (MHz)			Tune-up Limit
					23060/704	23095/707.5	23130/711	
	10MHz	QPSK	1	0	18.76	18.83	19.04	19.50
1			25	18.77	18.86	18.86	19.50	
1			49	19.03	19.00	19.01	19.50	
25			0	18.88	18.89	18.90	19.50	
25			13	18.79	18.93	18.96	19.50	
25			25	18.95	18.91	18.93	19.50	
50			0	18.83	18.88	18.85	19.50	
16QAM		1	0	18.77	18.66	18.81	19.50	
		1	25	18.63	18.79	18.71	19.50	
		1	49	18.72	18.80	18.80	19.50	
		25	0	18.73	18.71	18.70	19.50	
		25	13	18.77	18.71	18.74	19.50	
		25	25	18.76	18.80	18.86	19.50	



		50	0	18.84	18.78	18.82	19.50
	64QAM	1	0	18.84	18.94	18.77	19.50
		1	25	18.74	18.58	18.63	19.50
		1	49	18.68	18.70	18.67	19.50
		25	0	18.75	18.63	18.71	19.50
		25	13	18.78	18.69	18.59	19.50
		25	25	18.64	18.67	18.67	19.50
		50	0	18.72	18.76	18.69	19.50

LTE FDD Band 12 (REC On+Right Head+Wi-Fi/BT)				Conducted Power(dBm)				
Bandwidth	Modulation	RB size	RB offset	Channel/Frequency (MHz)			Tune-up Limit	
				23017/699.7	23095/707.5	23173/715.3		
1.4MHz	QPSK	1	0	18.74	18.81	18.85	19.50	
		1	2	18.66	18.75	18.76	19.50	
		1	5	18.83	18.79	18.82	19.50	
		3	0	18.67	18.80	18.80	19.50	
		3	2	18.63	18.81	18.82	19.50	
		3	3	18.73	18.77	18.70	19.50	
		6	0	18.68	18.81	18.76	19.50	
	16QAM	1	0	18.92	18.79	18.96	19.50	
		1	2	18.68	18.82	18.76	19.50	
		1	5	18.83	18.94	18.91	19.50	
		3	0	18.83	18.79	18.79	19.50	
		3	2	18.79	18.72	18.76	19.50	
		3	3	18.76	18.82	18.87	19.50	
		6	0	18.77	18.73	18.76	19.50	
	64QAM	1	0	18.74	18.82	18.67	19.50	
		1	2	18.80	18.62	18.69	19.50	
		1	5	18.80	18.85	18.79	19.50	
		3	0	18.94	18.80	18.89	19.50	
		3	2	18.88	18.78	18.69	19.50	
		3	3	18.66	18.71	18.70	19.50	
		6	0	18.62	18.68	18.60	19.50	
	Bandwidth	Modulation	RB size	RB offset	Channel/Frequency (MHz)			Tune-up Limit
	3MHz	QPSK			23025/700.5	23095/707.5	23165/714.5	
			1	0	18.76	18.82	18.88	19.50
1			7	18.69	18.80	18.80	19.50	
1			14	18.85	18.83	18.85	19.50	
8			0	18.70	18.85	18.84	19.50	
8			4	18.66	18.86	18.86	19.50	
8			7	18.75	18.81	18.75	19.50	
15			0	18.76	18.83	18.80	19.50	



	16QAM	1	0	18.94	18.82	18.98	19.50	
		1	7	18.71	18.86	18.79	19.50	
		1	14	18.86	18.96	18.94	19.50	
		8	0	18.86	18.84	18.83	19.50	
		8	4	18.81	18.76	18.79	19.50	
		8	7	18.79	18.87	18.91	19.50	
		15	0	18.80	18.78	18.80	19.50	
	64QAM	1	0	18.76	18.85	18.69	19.50	
		1	7	18.83	18.66	18.72	19.50	
		1	14	18.83	18.87	18.82	19.50	
		8	0	18.97	18.85	18.93	19.50	
		8	4	18.90	18.82	18.72	19.50	
		8	7	18.69	18.76	18.74	19.50	
		15	0	18.65	18.73	18.64	19.50	
Bandwidth	Modulation	RB size	RB offset	Channel/Frequency (MHz)			Tune-up Limit	
				23035/701.5	23095/707.5	23155/713.5		
5MHz	QPSK	1	0	18.75	18.78	18.86	19.50	
		1	13	18.67	18.79	18.77	19.50	
		1	24	18.82	18.78	18.81	19.50	
		12	0	18.68	18.81	18.81	19.50	
		12	6	18.63	18.81	18.82	19.50	
		12	13	18.72	18.78	18.71	19.50	
		25	0	18.74	18.79	18.75	19.50	
	16QAM	1	0	18.89	18.80	18.96	19.50	
		1	13	18.69	18.83	18.77	19.50	
		1	24	18.83	18.92	18.91	19.50	
		12	0	18.83	18.82	18.80	19.50	
		12	6	18.78	18.71	18.75	19.50	
		12	13	18.77	18.83	18.88	19.50	
		25	0	18.77	18.73	18.76	19.50	
	64QAM	1	0	18.71	18.83	18.67	19.50	
		1	13	18.81	18.63	18.70	19.50	
		1	24	18.80	18.83	18.79	19.50	
		12	0	18.94	18.83	18.90	19.50	
		12	6	18.87	18.77	18.68	19.50	
		12	13	18.67	18.72	18.71	19.50	
		25	0	18.62	18.68	18.60	19.50	
	Bandwidth	Modulation	RB size	RB offset	Channel/Frequency (MHz)			Tune-up Limit
					23060/704	23095/707.5	23130/711	
	10MHz	QPSK	1	0	18.82	18.84	18.93	19.50
			1	25	18.76	18.85	18.85	19.50
			1	49	18.90	18.87	18.88	19.50
			25	0	18.75	18.86	18.87	19.50



		25	13	18.71	18.87	18.89	19.50	
		25	25	18.79	18.83	18.77	19.50	
		50	0	18.81	18.84	18.81	19.50	
	16QAM		1	0	18.97	18.86	19.01	19.50
			1	25	18.75	18.91	18.83	19.50
			1	49	18.91	18.99	18.99	19.50
			25	0	18.90	18.88	18.87	19.50
			25	13	18.85	18.79	18.82	19.50
			25	25	18.84	18.88	18.94	19.50
			50	0	18.85	18.79	18.83	19.50
	64QAM		1	0	18.69	18.79	18.62	19.50
			1	25	18.77	18.61	18.66	19.50
			1	49	18.78	18.80	18.77	19.50
			25	0	18.91	18.79	18.87	19.50
			25	13	18.84	18.75	18.65	19.50
			25	25	18.64	18.67	18.67	19.50
			50	0	18.60	18.64	18.57	19.50

LTE FDD Band 12 (REC Off)				Conducted Power(dBm)			
Bandwidth	Modulation	RB size	RB offset	Channel/Frequency (MHz)			Tune-up Limit
				23017/699.7	23095/707.5	23173/715.3	
1.4MHz	QPSK	1	0	22.81	22.82	22.85	23.50
		1	2	22.62	22.75	22.76	23.50
		1	5	22.82	22.82	22.78	23.50
		3	0	22.68	22.88	22.87	23.50
		3	2	22.68	22.90	22.92	23.50
		3	3	22.73	22.84	22.92	23.50
		6	0	21.79	21.88	21.86	22.50
	16QAM	1	0	21.98	21.90	21.90	22.50
		1	2	22.05	21.82	22.04	22.50
		1	5	21.89	21.96	21.91	22.50
		3	0	21.70	21.75	21.74	22.50
		3	2	21.71	21.75	21.76	22.50
		3	3	21.67	21.89	21.80	22.50
		6	0	20.67	21.08	20.81	21.50
	64QAM	1	0	21.29	21.29	21.33	21.50
		1	2	21.19	21.16	21.21	21.50
		1	5	21.44	21.15	21.27	21.50
		3	0	21.15	21.24	21.22	21.50
		3	2	21.33	21.18	21.22	21.50
		3	3	21.28	21.33	21.29	21.50
		6	0	20.21	20.38	20.38	20.50



Bandwidth	Modulation	RB size	RB offset	Channel/Frequency (MHz)			Tune-up Limit
				23025/700.5	23095/707.5	23165/714.5	
3MHz	QPSK	1	0	22.82	22.85	22.87	23.50
		1	7	22.66	22.81	22.81	23.50
		1	14	22.84	22.86	22.81	23.50
		8	0	21.78	22.00	22.00	22.50
		8	4	21.81	22.01	22.03	22.50
		8	7	21.83	21.97	22.03	22.50
		15	0	21.88	21.93	21.91	22.50
	16QAM	1	0	22.00	21.91	21.92	22.50
		1	7	22.08	21.89	22.08	22.50
		1	14	21.91	22.00	21.93	22.50
		8	0	20.82	20.89	20.87	21.50
		8	4	20.81	20.87	20.87	21.50
		8	7	20.77	21.01	20.93	21.50
		15	0	20.71	21.13	20.83	21.50
	64QAM	1	0	21.31	21.30	21.35	21.50
		1	7	21.22	21.23	21.25	21.50
		1	14	21.46	21.19	21.29	21.50
		8	0	20.27	20.38	20.35	20.50
		8	4	20.43	20.30	20.33	20.50
		8	7	20.38	20.45	20.42	20.50
		15	0	20.25	20.43	20.40	20.50
Bandwidth	Modulation	RB size	RB offset	Channel/Frequency (MHz)			Tune-up Limit
				23035/701.5	23095/707.5	23155/713.5	
5MHz	QPSK	1	0	22.81	22.81	22.85	23.50
		1	13	22.64	22.80	22.78	23.50
		1	24	22.81	22.81	22.77	23.50
		12	0	21.76	21.96	21.97	22.50
		12	6	21.78	21.96	21.99	22.50
		12	13	21.80	21.94	21.99	22.50
		25	0	21.86	21.89	21.86	22.50
	16QAM	1	0	21.95	21.89	21.90	22.50
		1	13	22.06	21.86	22.06	22.50
		1	24	21.88	21.96	21.90	22.50
		12	0	20.79	20.87	20.84	21.50
		12	6	20.78	20.82	20.83	21.50
		12	13	20.75	20.97	20.90	21.50
		25	0	20.68	21.08	20.79	21.50
	64QAM	1	0	21.26	21.28	21.33	21.50
		1	13	21.20	21.20	21.23	21.50
		1	24	21.43	21.15	21.26	21.50
		12	0	20.24	20.36	20.32	20.50



Bandwidth	Modulation	RB size	RB offset	Channel/Frequency (MHz)			Tune-up Limit
				23060/704	23095/707.5	23130/711	
10MHz	QPSK	12	6	20.40	20.25	20.29	20.50
		12	13	20.36	20.41	20.39	20.50
		25	0	20.22	20.38	20.36	20.50
		1	0	22.78	22.77	22.82	23.50
		1	25	22.63	22.76	22.76	23.50
		1	49	22.79	22.80	22.74	23.50
		25	0	21.73	21.91	21.93	22.50
	16QAM	25	13	21.76	21.92	21.96	22.50
		25	25	21.77	21.89	21.95	22.50
		50	0	21.83	21.84	21.82	22.50
		1	0	21.93	21.85	21.85	22.50
		1	25	22.02	21.84	22.02	22.50
		1	49	21.86	21.93	21.88	22.50
		25	0	20.76	20.83	20.81	21.50
	64QAM	25	13	20.75	20.80	20.80	21.50
		25	25	20.72	20.92	20.86	21.50
		50	0	20.66	21.04	20.76	21.50
		1	0	21.24	21.24	21.28	21.50
		1	25	21.16	21.18	21.19	21.50
		1	49	21.41	21.12	21.24	21.50
		25	0	20.21	20.32	20.29	20.50
	25	13	20.37	20.23	20.26	20.50	
	25	25	20.33	20.36	20.35	20.50	
	50	0	20.20	20.34	20.33	20.50	

LTE FDD Band 12 (REC Off+Wi-Fi/BT)				Conducted Power(dBm)			
Bandwidth	Modulation	RB size	RB offset	Channel/Frequency (MHz)			Tune-up Limit
				23017/699.7	23095/707.5	23173/715.3	
1.4MHz	QPSK	1	0	19.79	19.91	19.93	20.50
		1	2	19.81	19.83	19.91	20.50
		1	5	19.93	19.90	19.93	20.50
		3	0	19.77	19.80	19.80	20.50
		3	2	19.69	19.85	19.89	20.50
		3	3	19.80	19.82	19.75	20.50
		6	0	19.75	19.86	19.75	20.50
	16QAM	1	0	19.87	19.74	19.91	20.50
		1	2	19.64	19.78	19.72	20.50
		1	5	19.79	19.90	19.87	20.50
		3	0	19.80	19.76	19.76	20.50
		3	2	19.82	19.75	19.79	20.50



Bandwidth	Modulation	RB size	RB offset	Channel/Frequency (MHz)			Tune-up Limit
				23025/700.5	23095/707.5	23165/714.5	
	64QAM	3	3	19.68	19.74	19.79	20.50
		6	0	19.76	19.72	19.75	20.50
		1	0	19.77	19.85	19.70	20.50
		1	2	19.91	19.73	19.80	20.50
		1	5	19.81	19.86	19.80	20.50
		3	0	19.76	19.62	19.71	20.50
		3	2	19.78	19.68	19.59	20.50
		3	3	19.72	19.77	19.76	20.50
		6	0	19.66	19.72	19.64	20.50
3MHz	QPSK	1	0	19.81	19.92	19.96	20.50
		1	7	19.84	19.88	19.95	20.50
		1	14	19.95	19.94	19.96	20.50
		8	0	19.80	19.85	19.84	20.50
		8	4	19.72	19.90	19.93	20.50
		8	7	19.82	19.86	19.80	20.50
		15	0	19.83	19.88	19.79	20.50
	16QAM	1	0	19.89	19.77	19.93	20.50
		1	7	19.67	19.82	19.75	20.50
		1	14	19.82	19.92	19.90	20.50
		8	0	19.83	19.81	19.80	20.50
		8	4	19.84	19.79	19.82	20.50
		8	7	19.71	19.79	19.83	20.50
		15	0	19.79	19.77	19.79	20.50
	64QAM	1	0	19.79	19.88	19.72	20.50
		1	7	19.94	19.77	19.83	20.50
		1	14	19.84	19.88	19.83	20.50
		8	0	19.79	19.67	19.75	20.50
		8	4	19.80	19.72	19.62	20.50
		8	7	19.75	19.82	19.80	20.50
		15	0	19.69	19.77	19.68	20.50
5MHz	QPSK	1	0	19.80	19.88	19.94	20.50
		1	13	19.82	19.87	19.92	20.50
1		24	19.92	19.89	19.92	20.50	
12		0	19.78	19.81	19.81	20.50	
12		6	19.69	19.85	19.89	20.50	
12		13	19.79	19.83	19.76	20.50	
25		0	19.81	19.84	19.74	20.50	
16QAM	1	0	19.84	19.75	19.91	20.50	
	1	13	19.65	19.79	19.73	20.50	



Bandwidth	Modulation	RB size	RB offset	Channel/Frequency (MHz)			Tune-up Limit	
				23060/704	23095/707.5	23130/711		
		1	24	19.79	19.88	19.87	20.50	
		12	0	19.80	19.79	19.77	20.50	
		12	6	19.81	19.74	19.78	20.50	
		12	13	19.69	19.75	19.80	20.50	
		25	0	19.76	19.72	19.75	20.50	
	64QAM	1	0	19.74	19.86	19.70	20.50	
		1	13	19.92	19.74	19.81	20.50	
		1	24	19.81	19.84	19.80	20.50	
		12	0	19.76	19.65	19.72	20.50	
		12	6	19.77	19.67	19.58	20.50	
		12	13	19.73	19.78	19.77	20.50	
		25	0	19.66	19.72	19.64	20.50	
	10MHz	QPSK	1	0	19.87	19.94	20.01	20.50
			1	25	19.91	19.93	20.00	20.50
1			49	20.00	19.98	19.99	20.50	
25			0	19.85	19.86	19.87	20.50	
25			13	19.77	19.91	19.96	20.50	
25			25	19.86	19.88	19.82	20.50	
50			0	19.88	19.89	19.80	20.50	
16QAM		1	0	19.92	19.81	19.96	20.50	
		1	25	19.71	19.87	19.79	20.50	
		1	49	19.87	19.95	19.95	20.50	
		25	0	19.87	19.85	19.84	20.50	
		25	13	19.88	19.82	19.85	20.50	
		25	25	19.76	19.80	19.86	20.50	
		50	0	19.84	19.78	19.82	20.50	
64QAM		1	0	19.72	19.82	19.65	20.50	
		1	25	19.88	19.72	19.77	20.50	
		1	49	19.79	19.81	19.78	20.50	
		25	0	19.73	19.61	19.69	20.50	
		25	13	19.74	19.65	19.55	20.50	
		25	25	19.70	19.73	19.73	20.50	
		50	0	19.64	19.68	19.61	20.50	

LTE FDD Band 17 (REC On+Left Head)				Conducted Power(dBm)			
Bandwidth	Modulation	RB size	RB offset	Channel/Frequency (MHz)			Tune-up Limit
				23755/706.5	23790/710	23825/713.5	
5MHz	QPSK	1	0	21.77	21.77	21.74	22.50
		1	13	21.61	21.78	21.81	22.50
		1	24	21.93	21.82	21.91	22.50



		12	0	21.66	21.77	21.77	22.50	
		12	6	21.68	21.79	21.82	22.50	
		12	13	21.78	21.83	21.81	22.50	
		25	0	21.60	21.82	21.78	22.50	
	16QAM	1	0	22.02	21.92	22.12	22.50	
		1	13	21.95	21.87	21.92	22.50	
		1	24	21.85	21.81	21.99	22.50	
		12	0	20.69	20.75	20.64	21.50	
		12	6	20.61	20.71	20.74	21.50	
		12	13	20.78	20.79	20.69	21.50	
		25	0	20.69	20.70	20.63	21.50	
		64QAM	1	0	21.23	21.21	21.38	21.50
	1		13	21.12	21.17	21.11	21.50	
	1		24	21.17	21.11	21.20	21.50	
	12		0	20.27	20.39	20.31	20.50	
	12		6	20.29	20.25	20.30	20.50	
	12		13	20.19	20.27	20.21	20.50	
	25		0	20.32	20.35	20.41	20.50	
	Bandwidth	Modulation	RB size	RB offset	Channel/Frequency (MHz)			Tune-up Limit
					23780/709	23790/710	23800/711	
10MHz	QPSK	1	0	21.74	21.73	21.71	22.50	
		1	25	21.60	21.74	21.79	22.50	
		1	49	21.91	21.81	21.88	22.50	
		25	0	21.63	21.72	21.73	22.50	
		25	13	21.66	21.75	21.79	22.50	
		25	25	21.75	21.78	21.77	22.50	
		50	0	21.57	21.77	21.74	22.50	
	16QAM	1	0	22.00	21.88	22.07	22.50	
		1	25	21.91	21.85	21.88	22.50	
		1	49	21.83	21.78	21.97	22.50	
		25	0	20.66	20.71	20.61	21.50	
		25	13	20.58	20.69	20.71	21.50	
		25	25	20.75	20.74	20.65	21.50	
		50	0	20.67	20.66	20.60	21.50	
	64QAM	1	0	21.21	21.17	21.33	21.50	
		1	25	21.08	21.15	21.07	21.50	
		1	49	21.15	21.08	21.18	21.50	
		25	0	20.24	20.35	20.48	20.50	
		25	13	20.26	20.23	20.27	20.50	
		25	25	20.16	20.22	20.17	20.50	
		50	0	20.30	20.31	20.38	20.50	



LTE FDD Band 17 (REC On+Right Head)				Conducted Power(dBm)			
Bandwidth	Modulation	RB size	RB offset	Channel/Frequency (MHz)			Tune-up Limit
				23755/706.5	23790/710	23825/713.5	
5MHz	QPSK	1	0	21.77	21.77	21.70	22.50
		1	13	21.66	21.83	21.86	22.50
		1	24	21.93	21.81	21.88	22.50
		12	0	21.68	21.79	21.79	22.50
		12	6	21.71	21.82	21.83	22.50
		12	13	21.79	21.85	21.84	22.50
		25	0	21.50	21.72	21.68	22.50
	16QAM	1	0	21.86	21.76	21.96	22.50
		1	13	21.83	21.75	21.80	22.50
		1	24	21.88	21.84	22.02	22.50
		12	0	20.67	20.73	20.62	21.50
		12	6	20.64	20.74	20.77	21.50
		12	13	20.82	20.83	20.73	21.50
		25	0	20.63	20.64	20.57	21.50
	64QAM	1	0	21.27	21.25	21.42	21.50
		1	13	21.02	21.07	21.01	21.50
		1	24	21.35	21.29	21.38	21.50
		12	0	20.25	20.37	20.49	20.50
		12	6	20.35	20.31	20.36	20.50
		12	13	20.31	20.39	20.33	20.50
		25	0	20.32	20.35	20.41	20.50
Bandwidth	Modulation	RB size	RB offset	Channel/Frequency (MHz)			Tune-up Limit
				23780/709	23790/710	23800/711	
10MHz	QPSK	1	0	21.74	21.73	21.67	22.50
		1	25	21.65	21.79	21.84	22.50
		1	49	21.91	21.80	21.85	22.50
		25	0	21.65	21.74	21.75	22.50
		25	13	21.69	21.78	21.80	22.50
		25	25	21.76	21.80	21.80	22.50
		50	0	21.47	21.67	21.64	22.50
	16QAM	1	0	21.84	21.72	21.91	22.50
		1	25	21.79	21.73	21.76	22.50
		1	49	21.86	21.81	22.00	22.50
		25	0	20.64	20.69	20.59	21.50
		25	13	20.61	20.72	20.74	21.50
		25	25	20.79	20.78	20.69	21.50
		50	0	20.61	20.60	20.54	21.50
	64QAM	1	0	21.25	21.21	21.37	21.50
1		25	20.98	21.05	20.97	21.50	



		1	49	21.33	21.26	21.36	21.50
		25	0	20.22	20.33	20.46	20.50
		25	13	20.32	20.29	20.33	20.50
		25	25	20.28	20.34	20.29	20.50
		50	0	20.30	20.31	20.38	20.50

LTE FDD Band 17 (REC On+Left Head+Wi-Fi/BT)				Conducted Power(dBm)			
Bandwidth	Modulation	RB size	RB offset	Channel/Frequency (MHz)			Tune-up Limit
				23755/706.5	23790/710	23825/713.5	
5MHz	QPSK	1	0	18.92	18.84	18.82	19.50
		1	13	18.75	18.81	18.74	19.50
		1	24	19.05	18.82	18.83	19.50
		12	0	18.76	18.70	18.82	19.50
		12	6	18.73	18.87	18.88	19.50
		12	13	18.80	18.89	18.85	19.50
		25	0	18.75	18.88	18.86	19.50
	16QAM	1	0	18.57	18.83	18.69	19.50
		1	13	18.82	18.76	18.93	19.50
		1	24	18.77	18.85	18.91	19.50
		12	0	18.78	18.76	18.75	19.50
		12	6	18.63	18.66	18.73	19.50
		12	13	18.77	18.72	18.80	19.50
		25	0	18.82	18.73	18.85	19.50
	64QAM	1	0	18.75	18.67	18.63	19.50
		1	13	18.86	18.79	18.65	19.50
		1	24	18.83	18.76	18.82	19.50
		12	0	18.78	18.73	18.79	19.50
		12	6	18.71	18.70	18.65	19.50
		12	13	18.66	18.75	18.70	19.50
		25	0	18.67	18.71	18.68	19.50
Bandwidth	Modulation	RB size	RB offset	Channel/Frequency (MHz)			Tune-up Limit
				23780/709	23790/710	23800/711	
10MHz	QPSK	1	0	18.89	18.80	18.79	19.50
		1	25	18.74	18.77	18.72	19.50
		1	49	19.03	18.81	18.80	19.50
		25	0	18.73	18.65	18.78	19.50
		25	13	18.71	18.83	18.85	19.50
		25	25	18.77	18.84	18.81	19.50
		50	0	18.72	18.83	18.82	19.50
	16QAM	1	0	18.55	18.79	18.64	19.50
		1	25	18.78	18.74	18.89	19.50
		1	49	18.75	18.82	18.89	19.50



		25	0	18.75	18.72	18.72	19.50
		25	13	18.60	18.64	18.70	19.50
		25	25	18.74	18.67	18.76	19.50
		50	0	18.80	18.69	18.82	19.50
	64QAM	1	0	18.73	18.63	18.58	19.50
		1	25	18.82	18.77	18.61	19.50
		1	49	18.81	18.73	18.80	19.50
		25	0	18.75	18.69	18.76	19.50
		25	13	18.68	18.68	18.62	19.50
		25	25	18.63	18.70	18.66	19.50
50	0	18.65	18.67	18.65	19.50		

LTE FDD Band 17 (REC On+Right Head+Wi-Fi/BT)				Conducted Power(dBm)			
Bandwidth	Modulation	RB size	RB offset	Channel/Frequency (MHz)			Tune-up Limit
				23755/706.5	23790/710	23825/713.5	
5MHz	QPSK	1	0	18.98	18.94	18.92	19.50
		1	13	18.75	18.78	18.74	19.50
		1	24	19.15	18.92	18.95	19.50
		12	0	18.93	18.87	18.84	19.50
		12	6	18.72	18.86	18.99	19.50
		12	13	18.96	18.89	18.87	19.50
		25	0	18.70	18.91	18.88	19.50
	16QAM	1	0	18.64	18.86	18.73	19.50
		1	13	18.89	18.83	19.00	19.50
		1	24	18.70	18.80	18.84	19.50
		12	0	18.77	18.72	18.73	19.50
		12	6	18.79	18.82	18.89	19.50
		12	13	18.95	18.90	18.98	19.50
		25	0	18.82	18.73	18.85	19.50
	64QAM	1	0	18.90	18.78	18.75	19.50
		1	13	18.77	18.70	18.56	19.50
		1	24	18.91	18.86	18.90	19.50
		12	0	18.85	18.77	18.85	19.50
		12	6	18.65	18.64	18.59	19.50
		12	13	18.72	18.81	18.76	19.50
		25	0	18.68	18.72	18.69	19.50
Bandwidth	Modulation	RB size	RB offset	Channel/Frequency (MHz)			Tune-up Limit
10MHz	QPSK			23780/709	23790/710	23800/711	
		1	0	18.96	18.87	18.90	19.50
		1	25	18.75	18.78	18.73	19.50
		1	49	19.12	18.90	18.91	19.50
25	0	18.91	18.83	18.81	19.50		



		25	13	18.70	18.82	18.96	19.50	
		25	25	18.92	18.85	18.84	19.50	
		50	0	18.73	18.84	18.83	19.50	
	16QAM		1	0	18.59	18.83	18.68	19.50
			1	25	18.86	18.82	18.97	19.50
			1	49	18.68	18.75	18.82	19.50
			25	0	18.74	18.71	18.71	19.50
			25	13	18.75	18.79	18.85	19.50
			25	25	18.93	18.86	18.95	19.50
			50	0	18.80	18.69	18.82	19.50
	64QAM		1	0	18.85	18.75	18.70	19.50
			1	25	18.74	18.69	18.53	19.50
			1	49	18.89	18.81	18.88	19.50
			25	0	18.82	18.76	18.83	19.50
			25	13	18.61	18.61	18.55	19.50
			25	25	18.70	18.77	18.73	19.50
			50	0	18.66	18.68	18.66	19.50

LTE FDD Band 17 (REC Off)				Conducted Power(dBm)			
Bandwidth	Modulation	RB size	RB offset	Channel/Frequency (MHz)			Tune-up Limit
				23755/706.5	23790/710	23825/713.5	
5MHz	QPSK	1	0	22.80	22.78	22.67	23.50
		1	13	22.67	22.70	22.70	23.50
		1	24	22.82	22.82	22.76	23.50
		12	0	21.78	21.87	21.81	22.50
		12	6	21.85	21.86	21.93	22.50
		12	13	21.87	21.87	21.84	22.50
		25	0	21.75	21.85	21.80	22.50
	16QAM	1	0	22.01	21.80	22.13	22.50
		1	13	21.78	21.82	22.06	22.50
		1	24	22.04	21.92	22.11	22.50
		12	0	20.71	20.87	20.87	21.50
		12	6	20.74	20.83	20.76	21.50
		12	13	20.79	20.93	20.84	21.50
		25	0	20.81	20.76	20.76	21.50
	64QAM	1	0	21.10	21.21	21.29	21.50
		1	13	21.04	21.23	21.30	21.50
		1	24	21.24	21.56	21.18	21.50
		12	0	20.35	20.40	20.30	20.50
		12	6	20.38	20.30	20.43	20.50
		12	13	20.38	20.42	20.46	20.50
		25	0	20.33	20.35	20.25	20.50



Bandwidth	Modulation	RB size	RB offset	Channel/Frequency (MHz)			Tune-up Limit
				23780/709	23790/710	23800/711	
10MHz	QPSK	1	0	22.76	22.70	22.62	23.50
		1	25	22.64	22.65	22.65	23.50
		1	49	22.77	22.76	22.69	23.50
		25	0	21.73	21.78	21.74	22.50
		25	13	21.80	21.77	21.86	22.50
		25	25	21.81	21.79	21.76	22.50
		50	0	21.70	21.76	21.71	22.50
	16QAM	1	0	21.94	21.74	22.06	22.50
		1	25	21.72	21.77	22.00	22.50
		1	49	21.99	21.85	22.06	22.50
		25	0	20.65	20.81	20.81	21.50
		25	13	20.68	20.76	20.69	21.50
		25	25	20.74	20.84	20.77	21.50
		50	0	20.76	20.67	20.69	21.50
	64QAM	1	0	21.03	21.15	21.22	21.50
		1	25	20.98	21.18	21.24	21.50
		1	49	21.19	21.49	21.13	21.50
		25	0	20.29	20.34	20.24	20.50
		25	13	20.32	20.23	20.36	20.50
		25	25	20.33	20.33	20.39	20.50
		50	0	20.28	20.26	20.18	20.50

LTE FDD Band 17 (REC Off+Wi-Fi/BT)				Conducted Power(dBm)			Tune-up Limit
Bandwidth	Modulation	RB size	RB offset	Channel/Frequency (MHz)			
				23755/706.5	23790/710	23825/713.5	
5MHz	QPSK	1	0	19.97	19.92	19.92	20.50
		1	13	19.93	19.98	19.91	20.50
		1	24	20.17	19.96	19.96	20.50
		12	0	19.74	19.79	19.90	20.50
		12	6	19.75	19.91	19.93	20.50
		12	13	19.78	19.90	19.83	20.50
		25	0	19.70	19.90	19.88	20.50
	16QAM	1	0	19.82	20.05	19.91	20.50
		1	13	19.71	19.64	19.82	20.50
		1	24	19.72	19.81	19.87	20.50
		12	0	19.84	19.81	19.81	20.50
		12	6	19.76	19.81	19.87	20.50
		12	13	19.72	19.69	19.76	20.50
		25	0	19.77	19.70	19.83	20.50
	64QAM	1	0	19.89	19.78	19.74	20.50



Bandwidth	Modulation	RB size	RB offset	Channel/Frequency (MHz)			Tune-up Limit	
				23780/709	23790/710	23800/711		
10MHz	QPSK	1	13	19.94	19.86	19.73	20.50	
		1	24	19.84	19.78	19.84	20.50	
		12	0	19.77	19.71	19.78	20.50	
		12	6	19.72	19.73	19.67	20.50	
		12	13	19.71	19.82	19.76	20.50	
		25	0	19.67	19.73	19.71	20.50	
	16QAM	16QAM	1	0	19.92	19.83	19.86	20.50
			1	25	19.91	19.94	19.87	20.50
			1	49	20.11	19.89	19.88	20.50
			25	0	19.69	19.70	19.83	20.50
			25	13	19.71	19.83	19.85	20.50
			25	25	19.72	19.84	19.76	20.50
			50	0	19.71	19.82	19.81	20.50
	64QAM	64QAM	1	0	19.74	19.98	19.83	20.50
			1	25	19.65	19.61	19.76	20.50
			1	49	19.67	19.74	19.81	20.50
			25	0	19.79	19.76	19.76	20.50
			25	13	19.69	19.73	19.79	20.50
			25	25	19.67	19.60	19.69	20.50
			50	0	19.73	19.62	19.75	20.50
	64QAM	64QAM	1	0	19.81	19.71	19.66	20.50
1			25	19.88	19.83	19.67	20.50	
1			49	19.79	19.71	19.78	20.50	
25			0	19.72	19.66	19.73	20.50	
25			13	19.65	19.65	19.59	20.50	
25			25	19.66	19.73	19.69	20.50	
50			0	19.63	19.65	19.63	20.50	

LTE FDD Band 26 (REC On+Left Head)				Conducted Power(dBm)				
Bandwidth	Modulation	RB size	RB offset	Channel/Frequency (MHz)			Tune-up Limit	
				26697/814.7	26865/831.5	27033/848.3		
1.4MHz	QPSK	1	0	18.77	18.81	18.74	19.50	
		1	2	18.87	18.79	18.91	19.50	
		1	5	18.71	18.77	18.81	19.50	
		3	0	18.81	18.91	18.82	19.50	
		3	2	18.77	18.80	18.92	19.50	
		3	3	18.84	18.77	18.88	19.50	
	16QAM	16QAM	6	0	18.78	18.81	18.83	19.50
			1	0	19.01	18.82	19.07	19.50
			1	2	18.89	18.84	18.93	19.50



		1	5	18.76	18.76	18.95	19.50	
		3	0	18.83	18.76	18.91	19.50	
		3	2	18.78	18.80	18.89	19.50	
		3	3	18.80	18.76	18.82	19.50	
		6	0	18.78	18.73	18.75	19.50	
		6	0	18.80	18.72	18.87	19.50	
	64QAM	1	0	18.94	18.80	18.92	19.50	
		1	2	18.93	18.89	18.94	19.50	
		1	5	18.72	18.81	18.93	19.50	
		3	0	18.81	18.75	18.90	19.50	
		3	2	18.84	18.69	18.83	19.50	
		3	3	18.71	18.85	18.88	19.50	
		6	0	18.80	18.72	18.87	19.50	
Bandwidth	Modulation	RB size	RB offset	Channel/Frequency (MHz)			Tune-up Limit	
				26705/815.5	26865/831.5	27025/847.5		
3MHz	QPSK	1	0	18.74	18.79	18.70	19.50	
		1	7	18.85	18.75	18.88	19.50	
		1	14	18.68	18.72	18.77	19.50	
		8	0	18.78	18.86	18.78	19.50	
		8	4	18.75	18.76	18.87	19.50	
		8	7	18.82	18.75	18.84	19.50	
		15	0	18.76	18.80	18.81	19.50	
	16QAM	1	0	18.98	18.78	19.04	19.50	
		1	7	18.86	18.82	18.90	19.50	
		1	14	18.73	18.74	18.91	19.50	
		8	0	18.81	18.72	18.88	19.50	
		8	4	18.75	18.75	18.85	19.50	
		8	7	18.77	18.71	18.78	19.50	
		15	0	18.76	18.69	18.70	19.50	
	64QAM	1	0	18.91	18.76	18.89	19.50	
		1	7	18.90	18.87	18.91	19.50	
		1	14	18.69	18.79	18.89	19.50	
		8	0	18.79	18.71	18.87	19.50	
		8	4	18.81	18.64	18.79	19.50	
		8	7	18.68	18.80	18.84	19.50	
		15	0	18.78	18.68	18.82	19.50	
	Bandwidth	Modulation	RB size	RB offset	Channel/Frequency (MHz)			Tune-up Limit
					26715/816.5	26865/831.5	27015/846.5	
	5MHz	QPSK	1	0	18.76	18.80	18.73	19.50
1			13	18.88	18.80	18.92	19.50	
1			24	18.70	18.76	18.80	19.50	
12			0	18.81	18.91	18.82	19.50	
12			6	18.78	18.81	18.91	19.50	
12			13	18.84	18.79	18.89	19.50	



	16QAM	25	0	18.84	18.82	18.85	19.50
		1	0	19.00	18.81	19.06	19.50
		1	13	18.89	18.86	18.93	19.50
		1	24	18.76	18.76	18.94	19.50
		12	0	18.84	18.77	18.92	19.50
		12	6	18.77	18.79	18.88	19.50
		12	13	18.80	18.76	18.82	19.50
		25	0	18.79	18.74	18.74	19.50
	64QAM	1	0	18.93	18.79	18.91	19.50
		1	13	18.93	18.91	18.94	19.50
		1	24	18.72	18.81	18.92	19.50
		12	0	18.82	18.76	18.91	19.50
		12	6	18.83	18.68	18.82	19.50
		12	13	18.71	18.85	18.88	19.50
25	0	18.81	18.73	18.86	19.50		
Bandwidth	Modulation	RB size	RB offset	Channel/Frequency (MHz)			Tune-up Limit
				26750/820	26865/831.5	26990/844	
10MHz	QPSK	1	0	18.75	18.76	18.71	19.50
		1	25	18.86	18.79	18.89	19.50
		1	49	18.67	18.71	18.76	19.50
		25	0	18.79	18.87	18.79	19.50
		25	13	18.75	18.76	18.87	19.50
		25	25	18.81	18.76	18.85	19.50
		50	0	18.82	18.78	18.80	19.50
	16QAM	1	0	18.95	18.79	19.04	19.50
		1	25	18.87	18.83	18.91	19.50
		1	49	18.73	18.72	18.91	19.50
		25	0	18.81	18.75	18.89	19.50
		25	13	18.74	18.74	18.84	19.50
		25	25	18.78	18.72	18.79	19.50
		50	0	18.76	18.69	18.70	19.50
	64QAM	1	0	18.88	18.77	18.89	19.50
		1	25	18.91	18.88	18.92	19.50
		1	49	18.69	18.77	18.89	19.50
		25	0	18.79	18.74	18.88	19.50
		25	13	18.80	18.63	18.78	19.50
		25	25	18.69	18.81	18.85	19.50
		50	0	18.78	18.68	18.82	19.50
Bandwidth	Modulation	RB size	RB offset	Channel/Frequency (MHz)			Tune-up Limit
				26775/822.5	26865/831.5	26965/841.5	
15MHz	QPSK	1	0	18.72	18.72	18.68	19.50
		1	38	18.85	18.75	18.87	19.50
		1	74	18.65	18.70	18.73	19.50



		36	0	18.76	18.82	18.75	19.50
		36	18	18.73	18.72	18.84	19.50
		36	39	18.78	18.71	18.81	19.50
		75	0	18.79	18.73	18.76	19.50
	16QAM	1	0	18.93	18.75	18.99	19.50
		1	38	18.83	18.81	18.87	19.50
		1	74	18.71	18.69	18.89	19.50
		36	0	18.78	18.71	18.86	19.50
		36	18	18.71	18.72	18.81	19.50
		36	39	18.75	18.67	18.75	19.50
		75	0	18.74	18.65	18.67	19.50
	64QAM	1	0	18.86	18.73	18.84	19.50
		1	38	18.87	18.86	18.88	19.50
		1	74	18.67	18.74	18.87	19.50
		36	0	18.76	18.70	18.85	19.50
		36	18	18.77	18.61	18.75	19.50
		36	39	18.66	18.76	18.81	19.50
		75	0	18.76	18.64	18.79	19.50

LTE FDD Band 26 (REC On+Right Head)				Conducted Power(dBm)			
Bandwidth	Modulation	RB size	RB offset	Channel/Frequency (MHz)			Tune-up Limit
				26697/814.7	26865/831.5	27033/848.3	
1.4MHz	QPSK	1	0	19.32	19.34	19.29	20.00
		1	2	19.34	19.33	19.38	20.00
		1	5	19.29	19.35	19.39	20.00
		3	0	19.34	19.40	19.35	20.00
		3	2	19.24	19.27	19.43	20.00
		3	3	19.36	19.25	19.36	20.00
		6	0	19.36	19.39	19.41	20.00
	16QAM	1	0	19.44	19.25	19.50	20.00
		1	2	19.37	19.32	19.41	20.00
		1	5	19.27	19.27	19.46	20.00
		3	0	19.29	19.22	19.37	20.00
		3	2	19.20	19.22	19.31	20.00
		3	3	19.27	19.23	19.29	20.00
		6	0	19.40	19.35	19.37	20.00
	64QAM	1	0	19.52	19.38	19.50	20.00
		1	2	19.46	19.42	19.47	20.00
		1	5	19.13	19.22	19.34	20.00
		3	0	19.28	19.22	19.37	20.00
		3	2	19.39	19.24	19.38	20.00
		3	3	19.11	19.25	19.28	20.00



Bandwidth	Modulation	RB size	RB offset	Channel/Frequency (MHz)			Tune-up Limit	
				26705/815.5	26865/831.5	27025/847.5		
				6	0	19.30		19.22
3MHz	QPSK	1	0	19.29	19.32	19.25	20.00	
		1	7	19.32	19.29	19.35	20.00	
		1	14	19.26	19.30	19.35	20.00	
		8	0	19.31	19.35	19.31	20.00	
		8	4	19.22	19.23	19.38	20.00	
		8	7	19.34	19.23	19.32	20.00	
		15	0	19.34	19.38	19.39	20.00	
	16QAM	1	0	19.41	19.21	19.47	20.00	
		1	7	19.34	19.30	19.38	20.00	
		1	14	19.24	19.25	19.42	20.00	
		8	0	19.27	19.18	19.34	20.00	
		8	4	19.17	19.17	19.27	20.00	
		8	7	19.24	19.18	19.25	20.00	
		15	0	19.38	19.31	19.32	20.00	
	64QAM	1	0	19.49	19.34	19.47	20.00	
		1	7	19.43	19.40	19.44	20.00	
		1	14	19.10	19.20	19.30	20.00	
		8	0	19.26	19.18	19.34	20.00	
		8	4	19.36	19.19	19.34	20.00	
		8	7	19.08	19.20	19.24	20.00	
		15	0	19.28	19.18	19.32	20.00	
	Bandwidth	Modulation	RB size	RB offset	Channel/Frequency (MHz)			Tune-up Limit
					26715/816.5	26865/831.5	27015/846.5	
					1	0	19.31	
5MHz	QPSK	1	13	19.35	19.34	19.39	20.00	
		1	24	19.28	19.34	19.38	20.00	
		12	0	19.34	19.40	19.35	20.00	
		12	6	19.25	19.28	19.42	20.00	
		12	13	19.36	19.27	19.37	20.00	
		25	0	19.42	19.40	19.43	20.00	
		16QAM	1	0	19.43	19.24	19.49	20.00
	1		13	19.37	19.34	19.41	20.00	
	1		24	19.27	19.27	19.45	20.00	
	12		0	19.30	19.23	19.38	20.00	
	12		6	19.19	19.21	19.30	20.00	
	12		13	19.27	19.23	19.29	20.00	
	25		0	19.41	19.36	19.36	20.00	
	64QAM	1	0	19.51	19.37	19.49	20.00	
		1	13	19.46	19.44	19.47	20.00	
		1	24	19.13	19.22	19.33	20.00	



Bandwidth	Modulation	RB size	RB offset	Channel/Frequency (MHz)			Tune-up Limit	
				26750/820	26865/831.5	26990/844		
		12	0	19.29	19.23	19.38	20.00	
		12	6	19.38	19.23	19.37	20.00	
		12	13	19.11	19.25	19.28	20.00	
		25	0	19.31	19.23	19.36	20.00	
10MHz	QPSK	1	0	19.30	19.29	19.26	20.00	
		1	25	19.33	19.33	19.36	20.00	
		1	49	19.25	19.29	19.34	20.00	
		25	0	19.32	19.36	19.32	20.00	
		25	13	19.22	19.23	19.38	20.00	
		25	25	19.33	19.24	19.33	20.00	
		50	0	19.40	19.36	19.38	20.00	
	16QAM	1	0	19.38	19.22	19.47	20.00	
		1	25	19.35	19.31	19.39	20.00	
		1	49	19.24	19.23	19.42	20.00	
		25	0	19.27	19.21	19.35	20.00	
		25	13	19.16	19.16	19.26	20.00	
		25	25	19.25	19.19	19.26	20.00	
		50	0	19.38	19.31	19.32	20.00	
	64QAM	1	0	19.46	19.35	19.47	20.00	
		1	25	19.44	19.41	19.45	20.00	
		1	49	19.10	19.18	19.30	20.00	
		25	0	19.26	19.21	19.35	20.00	
		25	13	19.35	19.18	19.33	20.00	
		25	25	19.09	19.21	19.25	20.00	
		50	0	19.28	19.18	19.32	20.00	
	Bandwidth	Modulation	RB size	RB offset	Channel/Frequency (MHz)			Tune-up Limit
					26775/822.5	26865/831.5	26965/841.5	
	15MHz	QPSK	1	0	19.27	19.25	19.23	20.00
			1	38	19.32	19.29	19.34	20.00
			1	74	19.23	19.28	19.31	20.00
			36	0	19.29	19.31	19.28	20.00
			36	18	19.20	19.19	19.35	20.00
36			39	19.30	19.19	19.29	20.00	
75			0	19.37	19.31	19.34	20.00	
16QAM		1	0	19.36	19.18	19.42	20.00	
		1	38	19.31	19.29	19.35	20.00	
		1	74	19.22	19.20	19.40	20.00	
		36	0	19.24	19.17	19.32	20.00	
		36	18	19.13	19.14	19.23	20.00	
		36	39	19.22	19.14	19.22	20.00	
		75	0	19.36	19.27	19.29	20.00	



64QAM	1	0	19.44	19.31	19.42	20.00
	1	38	19.40	19.39	19.41	20.00
	1	74	19.08	19.15	19.28	20.00
	36	0	19.23	19.17	19.32	20.00
	36	18	19.32	19.16	19.30	20.00
	36	39	19.06	19.16	19.21	20.00
	75	0	19.26	19.14	19.29	20.00

LTE FDD Band 26 (REC On+Left Head+Wi-Fi/BT)				Conducted Power(dBm)			
Bandwidth	Modulation	RB size	RB offset	Channel/Frequency (MHz)			Tune-up Limit
				26697/814.7	26865/831.5	27033/848.3	
1.4MHz	QPSK	1	0	15.78	15.73	15.78	16.50
		1	2	15.77	15.75	15.81	16.50
		1	5	15.71	15.77	15.81	16.50
		3	0	15.83	15.93	15.94	16.50
		3	2	15.77	15.80	16.02	16.50
		3	3	15.91	15.74	15.85	16.50
		6	0	15.79	15.82	15.84	16.50
	16QAM	1	0	15.94	15.75	16.00	16.50
		1	2	15.93	15.88	15.97	16.50
		1	5	15.79	15.79	15.98	16.50
		3	0	15.74	15.67	15.82	16.50
		3	2	15.70	15.72	15.81	16.50
		3	3	15.84	15.80	15.86	16.50
		6	0	15.87	15.82	15.84	16.50
	64QAM	1	0	15.98	15.84	15.96	16.50
		1	2	15.90	15.86	15.91	16.50
		1	5	15.66	15.75	15.87	16.50
		3	0	15.76	15.70	15.85	16.50
		3	2	15.84	15.69	15.83	16.50
		3	3	15.64	15.78	15.81	16.50
		6	0	15.80	15.72	15.87	16.50
Bandwidth	Modulation	RB size	RB offset	Channel/Frequency (MHz)			Tune-up Limit
				26705/815.5	26865/831.5	27025/847.5	
3MHz	QPSK	1	0	15.75	15.71	15.74	16.50
		1	7	15.75	15.71	15.78	16.50
		1	14	15.68	15.72	15.77	16.50
		8	0	15.80	15.88	15.90	16.50
		8	4	15.75	15.76	15.97	16.50
		8	7	15.89	15.72	15.81	16.50
		15	0	15.77	15.81	15.82	16.50
	16QAM	1	0	15.91	15.71	15.97	16.50



		1	7	15.90	15.86	15.94	16.50	
		1	14	15.76	15.77	15.94	16.50	
		8	0	15.72	15.63	15.79	16.50	
		8	4	15.67	15.67	15.77	16.50	
		8	7	15.81	15.75	15.82	16.50	
		15	0	15.85	15.78	15.79	16.50	
	64QAM	1	0	15.95	15.80	15.93	16.50	
		1	7	15.87	15.84	15.88	16.50	
		1	14	15.63	15.73	15.83	16.50	
		8	0	15.74	15.66	15.82	16.50	
		8	4	15.81	15.64	15.79	16.50	
		8	7	15.61	15.73	15.77	16.50	
			15	0	15.78	15.68	15.82	16.50
	Bandwidth	Modulation	RB size	RB offset	Channel/Frequency (MHz)			Tune-up Limit
26715/816.5					26865/831.5	27015/846.5		
5MHz	QPSK	1	0	15.77	15.72	15.77	16.50	
		1	13	15.78	15.76	15.82	16.50	
		1	24	15.70	15.76	15.80	16.50	
		12	0	15.83	15.93	15.94	16.50	
		12	6	15.78	15.81	16.01	16.50	
		12	13	15.91	15.76	15.86	16.50	
		25	0	15.85	15.83	15.86	16.50	
	16QAM	1	0	15.93	15.74	15.99	16.50	
		1	13	15.93	15.90	15.97	16.50	
		1	24	15.79	15.79	15.97	16.50	
		12	0	15.75	15.68	15.83	16.50	
		12	6	15.69	15.71	15.80	16.50	
		12	13	15.84	15.80	15.86	16.50	
		25	0	15.88	15.83	15.83	16.50	
	64QAM	1	0	15.97	15.83	15.95	16.50	
		1	13	15.90	15.88	15.91	16.50	
		1	24	15.66	15.75	15.86	16.50	
		12	0	15.77	15.71	15.86	16.50	
		12	6	15.83	15.68	15.82	16.50	
		12	13	15.64	15.78	15.81	16.50	
		25	0	15.81	15.73	15.86	16.50	
	Bandwidth	Modulation	RB size	RB offset	Channel/Frequency (MHz)			Tune-up Limit
					26750/820	26865/831.5	26990/844	
	10MHz	QPSK	1	0	15.76	15.68	15.75	16.50
1			25	15.76	15.75	15.79	16.50	
1			49	15.67	15.71	15.76	16.50	
25			0	15.81	15.89	15.91	16.50	
25			13	15.75	15.76	15.97	16.50	



Bandwidth	Modulation	RB size	RB offset	Channel/Frequency (MHz)			Tune-up Limit	
				26775/822.5	26865/831.5	26965/841.5		
		25	25	15.88	15.73	15.82	16.50	
		50	0	15.83	15.79	15.81	16.50	
	16QAM	1	0	15.88	15.72	15.97	16.50	
		1	25	15.91	15.87	15.95	16.50	
		1	49	15.76	15.75	15.94	16.50	
		25	0	15.72	15.66	15.80	16.50	
		25	13	15.66	15.66	15.76	16.50	
		25	25	15.82	15.76	15.83	16.50	
		50	0	15.85	15.78	15.79	16.50	
		64QAM	1	0	15.92	15.81	15.93	16.50
	1		25	15.88	15.85	15.89	16.50	
	1		49	15.63	15.71	15.83	16.50	
	25		0	15.74	15.69	15.83	16.50	
	25		13	15.80	15.63	15.78	16.50	
	25		25	15.62	15.74	15.78	16.50	
	50		0	15.78	15.68	15.82	16.50	
	15MHz		QPSK	1	0	15.73	15.64	15.72
		1		38	15.75	15.71	15.77	16.50
		1		74	15.65	15.70	15.73	16.50
		36		0	15.78	15.84	15.87	16.50
36		18		15.73	15.72	15.94	16.50	
36		39		15.85	15.68	15.78	16.50	
75		0		15.80	15.74	15.77	16.50	
16QAM		1	0	15.86	15.68	15.92	16.50	
		1	38	15.87	15.85	15.91	16.50	
		1	74	15.74	15.72	15.92	16.50	
		36	0	15.69	15.62	15.77	16.50	
		36	18	15.63	15.64	15.73	16.50	
		36	39	15.79	15.71	15.79	16.50	
		75	0	15.83	15.74	15.76	16.50	
64QAM		1	0	15.90	15.77	15.88	16.50	
		1	38	15.84	15.83	15.85	16.50	
		1	74	15.61	15.68	15.81	16.50	
		36	0	15.71	15.65	15.80	16.50	
		36	18	15.77	15.61	15.75	16.50	
		36	39	15.59	15.69	15.74	16.50	
	75	0	15.76	15.64	15.79	16.50		



LTE FDD Band 26 (REC On+Right Head+Wi-Fi/BT)				Conducted Power(dBm)			
Bandwidth	Modulation	RB size	RB offset	Channel/Frequency (MHz)			Tune-up Limit
				26697/814.7	26865/831.5	27033/848.3	
1.4MHz	QPSK	1	0	16.27	16.29	16.24	17.00
		1	2	16.33	16.25	16.37	17.00
		1	5	16.16	16.22	16.26	17.00
		3	0	16.40	16.41	16.41	17.00
		3	2	16.25	16.28	16.49	17.00
		3	3	16.33	16.26	16.37	17.00
		6	0	16.31	16.34	16.36	17.00
	16QAM	1	0	16.25	16.06	16.31	17.00
		1	2	16.31	16.26	16.35	17.00
		1	5	16.25	16.25	16.44	17.00
		3	0	16.28	16.21	16.36	17.00
		3	2	16.16	16.18	16.27	17.00
		3	3	16.34	16.30	16.36	17.00
		6	0	16.39	16.34	16.36	17.00
	64QAM	1	0	16.40	16.26	16.38	17.00
		1	2	16.32	16.28	16.33	17.00
		1	5	16.03	16.12	16.24	17.00
		3	0	16.20	16.14	16.29	17.00
		3	2	16.31	16.16	16.30	17.00
		3	3	16.19	16.33	16.36	17.00
		6	0	16.29	16.21	16.36	17.00
Bandwidth	Modulation	RB size	RB offset	Channel/Frequency (MHz)			Tune-up Limit
				26705/815.5	26865/831.5	27025/847.5	
3MHz	QPSK	1	0	16.24	16.27	16.20	17.00
		1	7	16.31	16.21	16.34	17.00
		1	14	16.13	16.17	16.22	17.00
		8	0	16.37	16.36	16.37	17.00
		8	4	16.23	16.24	16.44	17.00
		8	7	16.31	16.24	16.33	17.00
		15	0	16.29	16.33	16.34	17.00
	16QAM	1	0	16.22	16.02	16.28	17.00
		1	7	16.28	16.24	16.32	17.00
		1	14	16.22	16.23	16.40	17.00
		8	0	16.26	16.17	16.33	17.00
		8	4	16.13	16.13	16.23	17.00
		8	7	16.31	16.25	16.32	17.00
		15	0	16.37	16.30	16.31	17.00
	64QAM	1	0	16.37	16.22	16.35	17.00
1		7	16.29	16.26	16.30	17.00	



Bandwidth	Modulation	RB size	RB offset	Channel/Frequency (MHz)			Tune-up Limit	
				26715/816.5	26865/831.5	27015/846.5		
		1	14	16.00	16.10	16.20	17.00	
		8	0	16.18	16.10	16.26	17.00	
		8	4	16.28	16.11	16.26	17.00	
		8	7	16.16	16.28	16.32	17.00	
		15	0	16.27	16.17	16.31	17.00	
5MHz	QPSK	1	0	16.26	16.28	16.23	17.00	
		1	13	16.34	16.26	16.38	17.00	
		1	24	16.15	16.21	16.25	17.00	
		12	0	16.40	16.41	16.41	17.00	
		12	6	16.26	16.29	16.48	17.00	
		12	13	16.33	16.28	16.38	17.00	
		25	0	16.37	16.35	16.38	17.00	
	16QAM	1	0	16.24	16.05	16.30	17.00	
		1	13	16.31	16.28	16.35	17.00	
		1	24	16.25	16.25	16.43	17.00	
		12	0	16.29	16.22	16.37	17.00	
		12	6	16.15	16.17	16.26	17.00	
		12	13	16.34	16.30	16.36	17.00	
		25	0	16.40	16.35	16.35	17.00	
	64QAM	1	0	16.39	16.25	16.37	17.00	
		1	13	16.32	16.30	16.33	17.00	
		1	24	16.03	16.12	16.23	17.00	
		12	0	16.21	16.15	16.30	17.00	
		12	6	16.30	16.15	16.29	17.00	
		12	13	16.19	16.33	16.36	17.00	
		25	0	16.30	16.22	16.35	17.00	
	Bandwidth	Modulation	RB size	RB offset	Channel/Frequency (MHz)			Tune-up Limit
					26750/820	26865/831.5	26990/844	
	10MHz	QPSK	1	0	16.25	16.24	16.21	17.00
1			25	16.32	16.25	16.35	17.00	
1			49	16.12	16.16	16.21	17.00	
25			0	16.38	16.37	16.38	17.00	
25			13	16.23	16.24	16.44	17.00	
25			25	16.30	16.25	16.34	17.00	
50			0	16.35	16.31	16.33	17.00	
16QAM		1	0	16.19	16.03	16.28	17.00	
		1	25	16.29	16.25	16.33	17.00	
		1	49	16.22	16.21	16.40	17.00	
		25	0	16.26	16.20	16.34	17.00	
		25	13	16.12	16.12	16.22	17.00	
		25	25	16.32	16.26	16.33	17.00	



Bandwidth	Modulation	RB size	RB offset	Channel/Frequency (MHz)			Tune-up Limit
				26775/822.5	26865/831.5	26965/841.5	
	64QAM	50	0	16.37	16.30	16.31	17.00
		1	0	16.34	16.23	16.35	17.00
		1	25	16.30	16.27	16.31	17.00
		1	49	16.00	16.08	16.20	17.00
		25	0	16.18	16.13	16.27	17.00
		25	13	16.27	16.10	16.25	17.00
		25	25	16.17	16.29	16.33	17.00
		50	0	16.27	16.17	16.31	17.00
15MHz	QPSK	1	0	16.22	16.20	16.18	17.00
		1	38	16.31	16.21	16.33	17.00
		1	74	16.10	16.15	16.18	17.00
		36	0	16.35	16.32	16.34	17.00
		36	18	16.21	16.20	16.41	17.00
		36	39	16.27	16.20	16.30	17.00
		75	0	16.32	16.26	16.29	17.00
	16QAM	1	0	16.17	15.99	16.23	17.00
		1	38	16.25	16.23	16.29	17.00
		1	74	16.20	16.18	16.38	17.00
		36	0	16.23	16.16	16.31	17.00
		36	18	16.09	16.10	16.19	17.00
		36	39	16.29	16.21	16.29	17.00
		75	0	16.35	16.26	16.28	17.00
	64QAM	1	0	16.32	16.19	16.30	17.00
		1	38	16.26	16.25	16.27	17.00
		1	74	15.98	16.05	16.18	17.00
		36	0	16.15	16.09	16.24	17.00
		36	18	16.24	16.08	16.22	17.00
		36	39	16.14	16.24	16.29	17.00
		75	0	16.25	16.13	16.28	17.00

LTE FDD Band 26 (REC Off)				Conducted Power(dBm)			
Bandwidth	Modulation	RB size	RB offset	Channel/Frequency (MHz)			Tune-up Limit
				26697/814.7	26865/831.5	27033/848.3	
1.4MHz	QPSK	1	0	22.74	22.73	22.76	23.50
		1	2	22.71	22.76	22.79	23.50
		1	5	22.64	22.67	22.72	23.50
		3	0	22.78	22.80	22.72	23.50
		3	2	22.70	22.77	22.85	23.50
		3	3	22.82	22.78	22.82	23.50
		6	0	21.80	21.76	21.78	22.50



	16QAM	1	0	21.81	21.84	22.04	22.50
		1	2	21.87	21.85	21.97	22.50
		1	5	21.77	21.87	21.85	22.50
		3	0	21.72	21.70	21.70	22.50
		3	2	21.67	21.66	21.70	22.50
		3	3	21.63	21.71	21.78	22.50
		6	0	20.72	20.73	20.76	21.50
	64QAM	1	0	21.32	21.32	21.43	21.50
		1	2	21.27	21.44	21.48	21.50
		1	5	21.28	21.12	21.40	21.50
		3	0	21.12	21.21	21.14	21.50
		3	2	21.13	21.29	21.19	21.50
		3	3	21.07	21.27	21.27	21.50
6	0	20.21	20.29	20.24	20.50		
Bandwidth	Modulation	RB size	RB offset	Channel/Frequency (MHz)			Tune-up Limit
				26705/815.5	26865/831.5	27025/847.5	
3MHz	QPSK	1	0	22.73	22.75	22.75	23.50
		1	7	22.72	22.77	22.80	23.50
		1	14	22.64	22.67	22.72	23.50
		8	0	21.85	21.87	21.81	22.50
		8	4	21.80	21.83	21.92	22.50
		8	7	21.90	21.87	21.88	22.50
		15	0	21.81	21.79	21.79	22.50
	16QAM	1	0	21.81	21.82	22.04	22.50
		1	7	21.87	21.88	21.98	22.50
		1	14	21.76	21.89	21.84	22.50
		8	0	20.81	20.79	20.79	21.50
		8	4	20.75	20.74	20.78	21.50
		8	7	20.70	20.78	20.87	21.50
		15	0	20.73	20.73	20.74	21.50
	64QAM	1	0	21.32	21.30	21.43	21.50
		1	7	21.27	21.47	21.49	21.50
		1	14	21.27	21.14	21.39	21.50
		8	0	20.21	20.30	20.23	20.50
		8	4	20.21	20.37	20.27	20.50
		8	7	20.14	20.34	20.36	20.50
		15	0	20.22	20.29	20.22	20.50
Bandwidth	Modulation	RB size	RB offset	Channel/Frequency (MHz)			Tune-up Limit
				26715/816.5	26865/831.5	27015/846.5	
5MHz	QPSK	1	0	22.75	22.76	22.78	23.50
		1	13	22.75	22.82	22.84	23.50
		1	24	22.66	22.71	22.75	23.50
		12	0	21.88	21.92	21.85	22.50



		12	6	21.83	21.88	21.96	22.50	
		12	13	21.92	21.91	21.93	22.50	
		25	0	21.89	21.81	21.83	22.50	
	16QAM		1	0	21.83	21.85	22.06	22.50
			1	13	21.90	21.92	22.01	22.50
			1	24	21.79	21.91	21.87	22.50
			12	0	20.84	20.84	20.83	21.50
			12	6	20.77	20.78	20.81	21.50
			12	13	20.73	20.83	20.91	21.50
			25	0	20.76	20.78	20.78	21.50
	64QAM		1	0	21.34	21.33	21.45	21.50
			1	13	21.30	21.36	21.37	21.50
			1	24	21.30	21.16	21.42	21.50
			12	0	20.24	20.35	20.27	20.50
12			6	20.23	20.41	20.30	20.50	
12			13	20.17	20.39	20.40	20.50	
25			0	20.25	20.34	20.26	20.50	
Bandwidth	Modulation	RB size	RB offset	Channel/Frequency (MHz)			Tune-up Limit	
				26750/820	26865/831.5	26990/844		
10MHz	QPSK	1	0	22.74	22.72	22.76	23.50	
		1	25	22.73	22.81	22.81	23.50	
		1	49	22.63	22.66	22.71	23.50	
		25	0	21.86	21.88	21.82	22.50	
		25	13	21.80	21.83	21.92	22.50	
		25	25	21.89	21.88	21.89	22.50	
		50	0	21.87	21.77	21.78	22.50	
	16QAM		1	0	21.78	21.83	22.04	22.50
			1	25	21.88	21.89	21.99	22.50
			1	49	21.76	21.87	21.84	22.50
			25	0	20.81	20.82	20.80	21.50
			25	13	20.74	20.73	20.77	21.50
			25	25	20.71	20.79	20.88	21.50
			50	0	20.73	20.73	20.74	21.50
	64QAM		1	0	21.29	21.31	21.43	21.50
			1	25	21.28	21.48	21.50	21.50
			1	49	21.27	21.12	21.39	21.50
			25	0	20.21	20.33	20.24	20.50
			25	13	20.20	20.36	20.26	20.50
			25	25	20.15	20.35	20.37	20.50
			50	0	20.22	20.29	20.22	20.50
Bandwidth	Modulation	RB size	RB offset	Channel/Frequency (MHz)			Tune-up Limit	
				26775/822.5	26865/831.5	26965/841.5		
15MHz	QPSK	1	0	22.71	22.68	22.73	23.50	



		1	38	22.72	22.77	22.79	23.50
		1	74	22.61	22.65	22.68	23.50
		36	0	21.83	21.83	21.78	22.50
		36	18	21.78	21.79	21.89	22.50
		36	39	21.86	21.83	21.85	22.50
		75	0	21.84	21.72	21.74	22.50
		16QAM	1	0	21.76	21.79	21.99
	1		38	21.84	21.87	21.95	22.50
	1		74	21.74	21.84	21.82	22.50
	36		0	20.78	20.78	20.77	21.50
	36		18	20.71	20.71	20.74	21.50
	36		39	20.68	20.74	20.84	21.50
	75		0	20.71	20.69	20.71	21.50
	64QAM	1	0	21.27	21.27	21.38	21.50
		1	38	21.24	21.46	21.46	21.50
		1	74	21.25	21.09	21.37	21.50
		36	0	20.18	20.29	20.21	20.50
		36	18	20.17	20.34	20.23	20.50
		36	39	20.12	20.30	20.33	20.50
		75	0	20.20	20.25	20.19	20.50

LTE FDD Band 26 (REC Off+Wi-Fi/BT)				Conducted Power(dBm)			
Bandwidth	Modulation	RB size	RB offset	Channel/Frequency (MHz)			Tune-up Limit
				26697/814.7	26865/831.5	27033/848.3	
1.4MHz	QPSK	1	0	19.85	19.87	19.82	20.50
		1	2	19.91	19.83	19.95	20.50
		1	5	19.68	19.74	19.78	20.50
		3	0	19.81	19.91	19.82	20.50
		3	2	19.76	19.79	20.03	20.50
		3	3	19.98	19.91	19.90	20.50
		6	0	19.78	19.81	19.83	20.50
	16QAM	1	0	20.07	19.88	20.03	20.50
		1	2	19.90	19.85	19.94	20.50
		1	5	19.94	19.94	20.03	20.50
		3	0	19.89	19.82	19.97	20.50
		3	2	19.80	19.82	19.91	20.50
		3	3	19.88	19.84	19.90	20.50
		6	0	19.82	19.77	19.79	20.50
	64QAM	1	0	19.92	19.78	19.90	20.50
		1	2	19.81	19.77	19.82	20.50
		1	5	19.81	19.90	20.02	20.50
		3	0	19.85	19.79	19.94	20.50



Bandwidth	Modulation	RB size	RB offset	Channel/Frequency (MHz)			Tune-up Limit
				26705/815.5	26865/831.5	27025/847.5	
3MHz	QPSK	3	2	19.98	19.83	19.97	20.50
		3	3	19.73	19.87	19.90	20.50
		6	0	19.95	19.87	20.02	20.50
		1	0	19.82	19.85	19.78	20.50
		1	7	19.89	19.79	19.92	20.50
		1	14	19.65	19.69	19.74	20.50
		8	0	19.78	19.86	19.78	20.50
	16QAM	8	4	19.74	19.75	19.98	20.50
		8	7	19.96	19.89	19.86	20.50
		15	0	19.76	19.80	19.81	20.50
		1	0	20.04	19.84	20.00	20.50
		1	7	19.87	19.83	19.91	20.50
		1	14	19.91	19.92	19.99	20.50
		8	0	19.87	19.78	19.94	20.50
	64QAM	8	4	19.77	19.77	19.87	20.50
		8	7	19.85	19.79	19.86	20.50
		15	0	19.80	19.73	19.74	20.50
		1	0	19.89	19.74	19.87	20.50
		1	7	19.78	19.75	19.79	20.50
		1	14	19.78	19.88	19.98	20.50
		8	0	19.83	19.75	19.91	20.50
5MHz	QPSK	8	4	19.95	19.78	19.93	20.50
		8	7	19.70	19.82	19.86	20.50
		15	0	19.93	19.83	19.97	20.50
		1	0	19.84	19.86	19.81	20.50
		1	13	19.92	19.84	19.96	20.50
		1	24	19.67	19.73	19.77	20.50
		12	0	19.81	19.91	19.82	20.50
	16QAM	12	6	19.77	19.80	20.02	20.50
		12	13	19.98	19.93	19.91	20.50
		25	0	19.84	19.82	19.85	20.50
		1	0	20.06	19.87	20.02	20.50
		1	13	19.90	19.87	19.94	20.50
		1	24	19.94	19.94	20.02	20.50
		12	0	19.90	19.83	19.98	20.50
64QAM	1	0	19.91	19.77	19.89	20.50	



		1	13	19.81	19.79	19.82	20.50
		1	24	19.81	19.90	20.01	20.50
		12	0	19.86	19.80	19.95	20.50
		12	6	19.97	19.82	19.96	20.50
		12	13	19.73	19.87	19.90	20.50
		25	0	19.96	19.88	20.01	20.50
Bandwidth	Modulation	RB size	RB offset	Channel/Frequency (MHz)			Tune-up Limit
				26750/820	26865/831.5	26990/844	
10MHz	QPSK	1	0	19.83	19.82	19.79	20.50
		1	25	19.90	19.83	19.93	20.50
		1	49	19.64	19.68	19.73	20.50
		25	0	19.79	19.87	19.79	20.50
		25	13	19.74	19.75	19.98	20.50
		25	25	19.95	19.90	19.87	20.50
		50	0	19.82	19.78	19.80	20.50
	16QAM	1	0	20.01	19.85	20.00	20.50
		1	25	19.88	19.84	19.92	20.50
		1	49	19.91	19.90	19.99	20.50
		25	0	19.87	19.81	19.95	20.50
		25	13	19.76	19.76	19.86	20.50
		25	25	19.86	19.80	19.87	20.50
		50	0	19.80	19.73	19.74	20.50
	64QAM	1	0	19.86	19.75	19.87	20.50
		1	25	19.79	19.76	19.80	20.50
		1	49	19.78	19.86	19.98	20.50
		25	0	19.83	19.78	19.92	20.50
		25	13	19.94	19.77	19.92	20.50
		25	25	19.71	19.83	19.87	20.50
		50	0	19.93	19.83	19.97	20.50
Bandwidth	Modulation	RB size	RB offset	Channel/Frequency (MHz)			Tune-up Limit
				26775/822.5	26865/831.5	26965/841.5	
15MHz	QPSK	1	0	19.80	19.78	19.76	20.50
		1	38	19.89	19.79	19.91	20.50
		1	74	19.62	19.67	19.70	20.50
		36	0	19.76	19.82	19.75	20.50
		36	18	19.72	19.71	19.95	20.50
		36	39	19.92	19.85	19.83	20.50
		75	0	19.79	19.73	19.76	20.50
	16QAM	1	0	19.99	19.81	19.95	20.50
		1	38	19.84	19.82	19.88	20.50
		1	74	19.89	19.87	19.97	20.50
		36	0	19.84	19.77	19.92	20.50
		36	18	19.73	19.74	19.83	20.50



		36	39	19.83	19.75	19.83	20.50
		75	0	19.78	19.69	19.71	20.50
	64QAM	1	0	19.84	19.71	19.82	20.50
		1	38	19.75	19.74	19.76	20.50
		1	74	19.76	19.83	19.96	20.50
		36	0	19.80	19.74	19.89	20.50
		36	18	19.91	19.75	19.89	20.50
		36	39	19.68	19.78	19.83	20.50
		75	0	19.91	19.79	19.94	20.50

LTE TDD Band 38 (REC On+Left Head)				Conducted Power(dBm)			
Bandwidth	Modulation	RB size	RB offset	Channel/Frequency (MHz)			Tune-up Limit
				37775/2572.5	38000/2595	38225/2617.5	
5MHz	QPSK	1	0	21.12	21.18	21.18	22.00
		1	13	21.16	21.16	21.18	22.00
		1	24	21.20	21.23	21.32	22.00
		12	0	21.05	21.16	21.13	22.00
		12	6	21.13	21.08	21.10	22.00
		12	13	21.11	21.18	21.26	22.00
		25	0	21.05	21.16	21.25	22.00
	16QAM	1	0	21.09	21.36	21.26	22.00
		1	13	20.97	21.22	21.08	22.00
		1	24	21.05	21.20	21.30	22.00
		12	0	21.08	21.03	21.07	22.00
		12	6	21.02	21.13	21.08	22.00
		12	13	21.09	21.08	21.20	22.00
		25	0	21.05	21.13	21.13	22.00
	64QAM	1	0	21.20	21.08	21.29	22.00
		1	13	20.94	20.93	21.00	22.00
		1	24	21.10	21.08	21.32	22.00
		12	0	20.78	20.83	20.83	21.00
		12	6	20.90	20.89	20.94	21.00
		12	13	20.86	20.93	20.86	21.00
		25	0	20.85	20.91	20.95	21.00
Bandwidth	Modulation	RB size	RB offset	Channel/Frequency (MHz)			Tune-up Limit
				37800/2575	38000/2595	38200/2615	
10MHz	QPSK	1	0	21.14	21.19	21.21	22.00
		1	25	21.19	21.21	21.22	22.00
		1	49	21.22	21.27	21.35	22.00
		25	0	21.08	21.21	21.17	22.00
		25	13	21.16	21.13	21.14	22.00
		25	25	21.13	21.22	21.31	22.00



	16QAM	50	0	21.13	21.18	21.29	22.00
		1	0	21.11	21.39	21.28	22.00
		1	25	21.00	21.26	21.11	22.00
		1	49	21.08	21.22	21.33	22.00
		25	0	21.11	21.08	21.11	22.00
		25	13	21.04	21.17	21.11	22.00
		25	25	21.12	21.13	21.24	22.00
		50	0	21.08	21.18	21.17	22.00
	64QAM	1	0	21.22	21.11	21.31	22.00
		1	25	20.97	20.97	21.03	22.00
		1	49	21.13	21.10	21.35	22.00
		25	0	20.81	20.88	20.87	21.00
		25	13	20.92	20.93	20.97	21.00
		25	25	20.89	20.98	20.84	21.00
		50	0	20.88	20.96	20.99	21.00
Bandwidth	Modulation	RB size	RB offset	Channel/Frequency (MHz)			Tune-up Limit
				37825/2577.5	38000/2595	38175/2612.5	
15MHz	QPSK	1	0	21.13	21.15	21.19	22.00
		1	38	21.17	21.20	21.19	22.00
		1	74	21.19	21.22	21.31	22.00
		36	0	21.06	21.17	21.14	22.00
		36	18	21.13	21.08	21.10	22.00
		36	39	21.10	21.19	21.27	22.00
		75	0	21.11	21.14	21.24	22.00
	16QAM	1	0	21.06	21.37	21.26	22.00
		1	38	20.98	21.23	21.09	22.00
		1	74	21.05	21.18	21.30	22.00
		36	0	21.08	21.06	21.08	22.00
		36	18	21.01	21.12	21.07	22.00
		36	39	21.10	21.09	21.21	22.00
		75	0	21.05	21.13	21.13	22.00
	64QAM	1	0	21.17	21.09	21.29	22.00
		1	38	20.95	20.94	21.01	22.00
		1	74	21.10	21.06	21.32	22.00
		36	0	20.78	20.86	20.84	21.00
		36	18	20.89	20.88	20.93	21.00
		36	39	20.87	20.94	20.84	21.00
		75	0	20.85	20.91	20.95	21.00
Bandwidth	Modulation	RB size	RB offset	Channel/Frequency (MHz)			Tune-up Limit
				37850/2580	38000/2595	38150/2610	
20MHz	QPSK	1	0	21.10	21.11	21.16	22.00
		1	50	21.16	21.16	21.17	22.00
		1	99	21.17	21.21	21.28	22.00



		50	0	21.03	21.12	21.10	22.00
		50	25	21.11	21.04	21.07	22.00
		50	50	21.07	21.14	21.23	22.00
		100	0	21.08	21.09	21.20	22.00
	16QAM	1	0	21.04	21.33	21.21	22.00
		1	50	20.94	21.21	21.05	22.00
		1	99	21.03	21.15	21.28	22.00
		50	0	21.05	21.02	21.05	22.00
		50	25	20.98	21.10	21.04	22.00
		50	50	21.07	21.04	21.17	22.00
		100	0	21.03	21.09	21.10	22.00
	64QAM	1	0	21.15	21.05	21.24	22.00
		1	50	20.91	20.92	20.97	22.00
		1	99	21.08	21.03	21.30	22.00
		50	0	20.75	20.82	20.81	21.00
		50	25	20.86	20.86	20.90	21.00
		50	50	20.84	20.89	20.93	21.00
		100	0	20.83	20.87	20.92	21.00

LTE TDD Band 38 (REC On+Right Head)				Conducted Power(dBm)			
Bandwidth	Modulation	RB size	RB offset	Channel/Frequency (MHz)			Tune-up Limit
				37775/2572.5	38000/2595	38225/2617.5	
5MHz	QPSK	1	0	14.99	15.41	15.85	16.00
		1	13	14.99	15.66	15.80	16.00
		1	24	15.60	15.48	15.53	16.00
		12	0	14.84	15.54	15.84	16.00
		12	6	14.88	15.67	15.60	16.00
		12	13	15.03	15.70	15.67	16.00
		25	0	14.88	15.70	15.76	16.00
	16QAM	1	0	14.82	15.38	15.96	16.00
		1	13	14.98	15.55	15.89	16.00
		1	24	15.45	15.66	15.65	16.00
		12	0	14.90	15.42	15.81	16.00
		12	6	14.90	15.67	15.56	16.00
		12	13	14.90	15.64	15.58	16.00
		25	0	14.91	15.58	15.54	16.00
	64QAM	1	0	14.79	15.30	15.66	16.00
		1	13	15.10	15.68	15.65	16.00
		1	24	15.58	15.49	15.47	16.00
		12	0	14.81	15.38	15.65	16.00
		12	6	14.86	15.59	15.46	16.00
		12	13	14.93	15.61	15.42	16.00



Bandwidth	Modulation	RB size	RB offset	Channel/Frequency (MHz)			Tune-up Limit
				37800/2575	38000/2595	38200/2615	
				25	0	14.87	
10MHz	QPSK	1	0	15.01	15.42	15.88	16.00
		1	25	15.02	15.71	15.84	16.00
		1	49	15.62	15.52	15.56	16.00
		25	0	14.87	15.59	15.88	16.00
		25	13	14.91	15.72	15.64	16.00
		25	25	15.05	15.74	15.72	16.00
		50	0	14.96	15.72	15.80	16.00
	16QAM	1	0	14.84	15.41	15.98	16.00
		1	25	15.01	15.59	15.92	16.00
		1	49	15.48	15.68	15.68	16.00
		25	0	14.93	15.47	15.85	16.00
		25	13	14.92	15.71	15.59	16.00
		25	25	14.93	15.69	15.62	16.00
		50	0	14.94	15.63	15.58	16.00
	64QAM	1	0	14.81	15.33	15.68	16.00
		1	25	15.13	15.72	15.68	16.00
		1	49	15.61	15.51	15.50	16.00
		25	0	14.84	15.43	15.69	16.00
		25	13	14.88	15.63	15.49	16.00
		25	25	14.96	15.66	15.46	16.00
		50	0	14.90	15.67	15.61	16.00
Bandwidth	Modulation	RB size	RB offset	Channel/Frequency (MHz)			Tune-up Limit
				37825/2577.5	38000/2595	38175/2612.5	
				15MHz	16QAM	1	
15MHz	QPSK	1	38	15.00	15.70	15.81	16.00
		1	74	15.59	15.47	15.52	16.00
		36	0	14.85	15.55	15.85	16.00
		36	18	14.88	15.67	15.60	16.00
		36	39	15.02	15.71	15.68	16.00
		75	0	14.94	15.68	15.75	16.00
		16QAM	1	0	14.79	15.39	15.96
	1		38	14.99	15.56	15.90	16.00
	1		74	15.45	15.64	15.65	16.00
	36		0	14.90	15.45	15.82	16.00
	36		18	14.89	15.66	15.55	16.00
	36		39	14.91	15.65	15.59	16.00
	75		0	14.91	15.58	15.54	16.00
	64QAM	1	0	14.76	15.31	15.66	16.00
		1	38	15.11	15.69	15.66	16.00
		1	74	15.58	15.47	15.47	16.00



Bandwidth	Modulation	RB size	RB offset	Channel/Frequency (MHz)			Tune-up Limit
				37850/2580	38000/2595	38150/2610	
20MHz	QPSK	36	0	14.81	15.41	15.66	16.00
		36	18	14.85	15.58	15.45	16.00
		36	39	14.94	15.62	15.43	16.00
		75	0	14.87	15.62	15.57	16.00
		1	0	14.97	15.34	15.83	16.00
		1	50	14.99	15.66	15.79	16.00
		1	99	15.57	15.46	15.49	16.00
	16QAM	50	0	14.82	15.50	15.81	16.00
		50	25	14.86	15.63	15.57	16.00
		50	50	14.99	15.66	15.64	16.00
		100	0	14.91	15.63	15.71	16.00
		1	0	14.77	15.35	15.91	16.00
		1	50	14.95	15.54	15.86	16.00
		1	99	15.43	15.61	15.63	16.00
	64QAM	50	0	14.87	15.41	15.79	16.00
		50	25	14.86	15.64	15.52	16.00
		50	50	14.88	15.60	15.55	16.00
		100	0	14.89	15.54	15.51	16.00
		1	0	14.74	15.27	15.61	16.00
		1	50	15.07	15.67	15.62	16.00
		1	99	15.56	15.44	15.45	16.00
	50	0	14.78	15.37	15.63	16.00	
	50	25	14.82	15.56	15.42	16.00	
	50	50	14.91	15.57	15.39	16.00	
100	0	14.85	15.58	15.54	16.00		

LTE TDD Band 38 (REC On+Left Head+Wi-Fi/BT)				Conducted Power(dBm)			Tune-up Limit
Bandwidth	Modulation	RB size	RB offset	Channel/Frequency (MHz)			
				37775/2572.5	38000/2595	38225/2617.5	
5MHz	QPSK	1	0	17.07	17.13	17.13	18.00
		1	13	17.05	17.05	17.07	18.00
		1	24	17.13	17.16	17.25	18.00
		12	0	16.98	17.09	17.06	18.00
		12	6	17.15	17.10	17.12	18.00
		12	13	17.10	17.17	17.25	18.00
		25	0	17.08	17.19	17.28	18.00
	16QAM	1	0	16.83	17.10	17.00	18.00
		1	13	16.53	16.78	16.64	18.00
		1	24	17.07	17.22	17.32	18.00
		12	0	17.04	16.99	17.03	18.00



		12	6	16.93	17.04	16.99	18.00
		12	13	17.13	17.12	17.24	18.00
		25	0	17.06	17.14	17.14	18.00
	64QAM	1	0	17.12	17.00	17.21	18.00
		1	13	16.80	16.79	16.86	18.00
		1	24	17.10	17.08	17.32	18.00
		12	0	16.96	17.01	17.01	18.00
		12	6	17.01	17.00	17.05	18.00
		12	13	16.99	17.06	17.14	18.00
		25	0	17.01	17.07	17.11	18.00
Bandwidth	Modulation	RB size	RB offset	Channel/Frequency (MHz)			Tune-up Limit
				37800/2575	38000/2595	38200/2615	
10MHz	QPSK	1	0	17.09	17.14	17.16	18.00
		1	25	17.08	17.10	17.11	18.00
		1	49	17.15	17.20	17.28	18.00
		25	0	17.01	17.14	17.10	18.00
		25	13	17.18	17.15	17.16	18.00
		25	25	17.12	17.21	17.30	18.00
		50	0	17.16	17.21	17.32	18.00
	16QAM	1	0	16.85	17.13	17.02	18.00
		1	25	16.56	16.82	16.67	18.00
		1	49	17.10	17.24	17.35	18.00
		25	0	17.07	17.04	17.07	18.00
		25	13	16.95	17.08	17.02	18.00
		25	25	17.16	17.17	17.28	18.00
		50	0	17.09	17.19	17.18	18.00
	64QAM	1	0	17.14	17.03	17.23	18.00
		1	25	16.83	16.83	16.89	18.00
		1	49	17.13	17.10	17.35	18.00
		25	0	16.99	17.06	17.05	18.00
		25	13	17.03	17.04	17.08	18.00
		25	25	17.02	17.11	17.18	18.00
		50	0	17.04	17.12	17.15	18.00
Bandwidth	Modulation	RB size	RB offset	Channel/Frequency (MHz)			Tune-up Limit
				37825/2577.5	38000/2595	38175/2612.5	
15MHz	QPSK	1	0	17.08	17.10	17.14	18.00
		1	38	17.06	17.09	17.08	18.00
		1	74	17.12	17.15	17.24	18.00
		36	0	16.99	17.10	17.07	18.00
		36	18	17.15	17.10	17.12	18.00
		36	39	17.09	17.18	17.26	18.00
		75	0	17.14	17.17	17.27	18.00
	16QAM	1	0	16.80	17.11	17.00	18.00



		1	38	16.54	16.79	16.65	18.00
		1	74	17.07	17.20	17.32	18.00
		36	0	17.04	17.02	17.04	18.00
		36	18	16.92	17.03	16.98	18.00
		36	39	17.14	17.13	17.25	18.00
		75	0	17.06	17.14	17.14	18.00
	64QAM	1	0	17.09	17.01	17.21	18.00
		1	38	16.81	16.80	16.87	18.00
		1	74	17.10	17.06	17.32	18.00
		36	0	16.96	17.04	17.02	18.00
		36	18	17.00	16.99	17.04	18.00
		36	39	17.00	17.07	17.15	18.00
		75	0	17.01	17.07	17.11	18.00
	Bandwidth	Modulation	RB size	RB offset	Channel/Frequency (MHz)		
37850/2580					38000/2595	38150/2610	
20MHz	QPSK	1	0	17.05	17.06	17.11	18.00
		1	50	17.05	17.05	17.06	18.00
		1	99	17.10	17.14	17.21	18.00
		50	0	16.96	17.05	17.03	18.00
		50	25	17.13	17.06	17.09	18.00
		50	50	17.06	17.13	17.22	18.00
		100	0	17.11	17.12	17.23	18.00
	16QAM	1	0	16.78	17.07	16.95	18.00
		1	50	16.50	16.77	16.61	18.00
		1	99	17.05	17.17	17.30	18.00
		50	0	17.01	16.98	17.01	18.00
		50	25	16.89	17.01	16.95	18.00
		50	50	17.11	17.08	17.21	18.00
		100	0	17.04	17.10	17.11	18.00
	64QAM	1	0	17.07	16.97	17.16	18.00
		1	50	16.77	16.78	16.83	18.00
		1	99	17.08	17.03	17.30	18.00
		50	0	16.93	17.00	16.99	18.00
		50	25	16.97	16.97	17.01	18.00
		50	50	16.97	17.02	17.11	18.00
		100	0	16.99	17.03	17.08	18.00

LTE TDD Band 38 (REC On+Right Head+Wi-Fi/BT)				Conducted Power(dBm)			Tune-up Limit
Bandwidth	Modulation	RB size	RB offset	Channel/Frequency (MHz)			
				37775/2572.5	38000/2595	38225/2617.5	
5MHz	QPSK	1	0	11.32	11.38	11.38	12.00
		1	13	11.73	11.73	11.75	12.00



		1	24	11.49	11.52	11.61	12.00	
		12	0	11.57	11.68	11.65	12.00	
		12	6	11.77	11.72	11.74	12.00	
		12	13	11.67	11.74	11.82	12.00	
		25	0	11.60	11.71	11.80	12.00	
	16QAM	1	0	11.35	11.62	11.52	12.00	
		1	13	11.46	11.71	11.57	12.00	
		1	24	11.56	11.71	11.81	12.00	
		12	0	11.62	11.57	11.61	12.00	
		12	6	11.51	11.62	11.57	12.00	
		12	13	11.67	11.66	11.78	12.00	
		25	0	11.54	11.62	11.62	12.00	
	64QAM	1	0	11.62	11.50	11.71	12.00	
		1	13	11.78	11.77	11.84	12.00	
		1	24	11.74	11.72	11.96	12.00	
		12	0	11.53	11.58	11.58	12.00	
		12	6	11.65	11.64	11.69	12.00	
		12	13	11.60	11.67	11.75	12.00	
		25	0	11.50	11.56	11.60	12.00	
	Bandwidth	Modulation	RB size	RB offset	Channel/Frequency (MHz)			Tune-up Limit
					37800/2575	38000/2595	38200/2615	
10MHz	QPSK	1	0	11.34	11.39	11.41	12.00	
		1	25	11.76	11.78	11.79	12.00	
		1	49	11.51	11.56	11.64	12.00	
		25	0	11.60	11.73	11.69	12.00	
		25	13	11.80	11.77	11.78	12.00	
		25	25	11.69	11.78	11.87	12.00	
		50	0	11.68	11.73	11.84	12.00	
	16QAM	1	0	11.37	11.65	11.54	12.00	
		1	25	11.49	11.75	11.60	12.00	
		1	49	11.59	11.73	11.84	12.00	
		25	0	11.65	11.62	11.65	12.00	
		25	13	11.53	11.66	11.60	12.00	
		25	25	11.70	11.71	11.82	12.00	
		50	0	11.57	11.67	11.66	12.00	
	64QAM	1	0	11.64	11.53	11.73	12.00	
		1	25	11.81	11.81	11.87	12.00	
		1	49	11.77	11.74	11.99	12.00	
		25	0	11.56	11.63	11.62	12.00	
		25	13	11.67	11.68	11.72	12.00	
		25	25	11.63	11.72	11.79	12.00	
		50	0	11.53	11.61	11.64	12.00	



Bandwidth	Modulation	RB size	RB offset	Channel/Frequency (MHz)			Tune-up Limit
				37825/2577.5	38000/2595	38175/2612.5	
15MHz	QPSK	1	0	11.33	11.35	11.39	12.00
		1	38	11.74	11.77	11.76	12.00
		1	74	11.48	11.51	11.60	12.00
		36	0	11.58	11.69	11.66	12.00
		36	18	11.77	11.72	11.74	12.00
		36	39	11.66	11.75	11.83	12.00
		75	0	11.66	11.69	11.79	12.00
	16QAM	1	0	11.32	11.63	11.52	12.00
		1	38	11.47	11.72	11.58	12.00
		1	74	11.56	11.69	11.81	12.00
		36	0	11.62	11.60	11.62	12.00
		36	18	11.50	11.61	11.56	12.00
		36	39	11.68	11.67	11.79	12.00
		75	0	11.54	11.62	11.62	12.00
	64QAM	1	0	11.59	11.51	11.71	12.00
		1	38	11.79	11.78	11.85	12.00
		1	74	11.74	11.70	11.96	12.00
		36	0	11.53	11.61	11.59	12.00
		36	18	11.64	11.63	11.68	12.00
		36	39	11.61	11.68	11.76	12.00
		75	0	11.50	11.56	11.60	12.00
Bandwidth	Modulation	RB size	RB offset	Channel/Frequency (MHz)			Tune-up Limit
				37850/2580	38000/2595	38150/2610	
20MHz	QPSK	1	0	11.30	11.31	11.36	12.00
		1	50	11.73	11.73	11.74	12.00
		1	99	11.46	11.50	11.57	12.00
		50	0	11.55	11.64	11.62	12.00
		50	25	11.75	11.68	11.71	12.00
		50	50	11.63	11.70	11.79	12.00
		100	0	11.63	11.64	11.75	12.00
	16QAM	1	0	11.30	11.59	11.47	12.00
		1	50	11.43	11.70	11.54	12.00
		1	99	11.54	11.66	11.79	12.00
		50	0	11.59	11.56	11.59	12.00
		50	25	11.47	11.59	11.53	12.00
		50	50	11.65	11.62	11.75	12.00
		100	0	11.52	11.58	11.59	12.00
	64QAM	1	0	11.57	11.47	11.66	12.00
		1	50	11.75	11.76	11.81	12.00
		1	99	11.72	11.67	11.94	12.00
		50	0	11.50	11.57	11.56	12.00



		50	25	11.61	11.61	11.65	12.00
		50	50	11.58	11.63	11.72	12.00
		100	0	11.48	11.52	11.57	12.00

LTE TDD Band 38 (REC Off)				Conducted Power(dBm)			
Bandwidth	Modulation	RB size	RB offset	Channel/Frequency (MHz)			Tune-up Limit
				37775/2572.5	38000/2595	38225/2617.5	
5MHz	QPSK	1	0	23.07	23.17	23.16	24.00
		1	13	23.12	23.21	23.26	24.00
		1	24	23.25	23.33	23.29	24.00
		12	0	22.18	22.30	22.24	23.00
		12	6	22.19	22.32	22.27	23.00
		12	13	22.19	22.32	22.38	23.00
		25	0	22.08	22.59	22.32	23.00
	16QAM	1	0	22.35	22.28	22.39	23.00
		1	13	22.22	22.31	22.39	23.00
		1	24	22.21	22.33	22.22	23.00
		12	0	21.10	21.08	21.19	22.00
		12	6	21.12	21.17	21.24	22.00
		12	13	21.10	21.31	21.22	22.00
		25	0	21.07	21.27	21.25	22.00
	64QAM	1	0	21.88	21.74	21.72	22.00
		1	13	21.59	21.69	21.79	22.00
		1	24	21.84	21.65	21.72	22.00
		12	0	20.61	20.66	20.72	21.00
		12	6	20.64	20.64	20.67	21.00
		12	13	20.58	20.77	20.71	21.00
		25	0	20.66	20.64	20.77	21.00
Bandwidth	Modulation	RB size	RB offset	Channel/Frequency (MHz)			Tune-up Limit
				37800/2575	38000/2595	38200/2615	
10MHz	QPSK	1	0	23.05	23.10	23.14	24.00
		1	25	23.12	23.21	23.25	24.00
		1	49	23.22	23.31	23.25	24.00
		25	0	22.16	22.26	22.21	23.00
		25	13	22.17	22.28	22.24	23.00
		25	25	22.15	22.28	22.35	23.00
		50	0	22.11	22.52	22.27	23.00
	16QAM	1	0	22.30	22.25	22.34	23.00
		1	25	22.19	22.30	22.36	23.00
		1	49	22.19	22.28	22.20	23.00
		25	0	21.07	21.07	21.17	22.00
		25	13	21.08	21.14	21.20	22.00



		25	25	21.08	21.27	21.19	22.00
		50	0	21.05	21.23	21.22	22.00
	64QAM	1	0	21.83	21.71	21.67	22.00
		1	25	21.56	21.68	21.76	22.00
		1	49	21.82	21.60	21.70	22.00
		25	0	20.58	20.65	20.70	21.00
		25	13	20.60	20.61	20.63	21.00
		25	25	20.56	20.73	20.68	21.00
		50	0	20.64	20.60	20.74	21.00
Bandwidth	Modulation	RB size	RB offset	Channel/Frequency (MHz)			Tune-up Limit
				37825/2577.5	38000/2595	38175/2612.5	
15MHz	QPSK	1	0	23.04	23.06	23.12	24.00
		1	38	23.10	23.20	23.22	24.00
		1	74	23.19	23.26	23.21	24.00
		36	0	22.14	22.22	22.18	23.00
		36	18	22.14	22.23	22.20	23.00
		36	39	22.12	22.25	22.31	23.00
		75	0	22.09	22.48	22.22	23.00
	16QAM	1	0	22.25	22.23	22.32	23.00
		1	38	22.17	22.27	22.34	23.00
		1	74	22.16	22.24	22.17	23.00
		36	0	21.04	21.05	21.14	22.00
		36	18	21.05	21.09	21.16	22.00
		36	39	21.06	21.23	21.16	22.00
		75	0	21.02	21.18	21.18	22.00
	64QAM	1	0	21.78	21.69	21.65	22.00
		1	38	21.54	21.65	21.74	22.00
		1	74	21.79	21.56	21.67	22.00
		36	0	20.55	20.63	20.67	21.00
		36	18	20.57	20.56	20.59	21.00
		36	39	20.54	20.69	20.65	21.00
		75	0	20.61	20.55	20.70	21.00
Bandwidth	Modulation	RB size	RB offset	Channel/Frequency (MHz)			Tune-up Limit
				37850/2580	38000/2595	38150/2610	
20MHz	QPSK	1	0	23.01	23.02	23.09	24.00
		1	50	23.09	23.16	23.12	24.00
		1	99	23.17	23.15	23.18	24.00
		50	0	22.11	22.17	22.14	23.00
		50	25	22.12	22.19	22.17	23.00
		50	50	22.09	22.20	22.27	23.00
		100	0	22.06	22.43	22.18	23.00
	16QAM	1	0	22.23	22.19	22.27	23.00
		1	50	22.13	22.25	22.30	23.00



		1	99	22.14	22.21	22.15	23.00
		50	0	21.01	21.01	21.11	22.00
		50	25	21.02	21.07	21.13	22.00
		50	50	21.03	21.18	21.12	22.00
		100	0	21.00	21.14	21.15	22.00
	64QAM	1	0	21.76	21.65	21.60	22.00
		1	50	21.50	21.63	21.70	22.00
		1	99	21.77	21.53	21.65	22.00
		50	0	20.52	20.59	20.64	21.00
		50	25	20.54	20.54	20.56	21.00
		50	50	20.51	20.64	20.61	21.00
		100	0	20.59	20.51	20.67	21.00

LTE TDD Band 38 (REC Off+Wi-Fi/BT)				Conducted Power(dBm)			
Bandwidth	Modulation	RB size	RB offset	Channel/Frequency (MHz)			Tune-up Limit
				37775/2572.5	38000/2595	38225/2617.5	
5MHz	QPSK	1	0	19.12	19.18	19.20	20.00
		1	13	19.12	19.17	19.28	20.00
		1	24	19.18	19.26	19.32	20.00
		12	0	19.09	19.22	19.29	20.00
		12	6	19.15	19.24	19.17	20.00
		12	13	19.21	19.23	19.23	20.00
		25	0	19.08	19.25	19.27	20.00
	16QAM	1	0	19.32	19.20	19.36	20.00
		1	13	19.11	19.09	19.14	20.00
		1	24	19.13	19.34	19.21	20.00
		12	0	19.11	19.11	19.09	20.00
		12	6	19.10	19.17	19.25	20.00
		12	13	19.07	19.20	19.20	20.00
		25	0	19.06	19.17	19.13	20.00
	64QAM	1	0	19.08	19.10	19.29	20.00
		1	13	18.92	18.92	18.99	20.00
		1	24	19.13	19.05	19.19	20.00
		12	0	19.10	18.99	19.14	20.00
		12	6	19.09	19.08	19.11	20.00
		12	13	19.13	19.21	19.19	20.00
		25	0	19.03	19.18	19.16	20.00
Bandwidth	Modulation	RB size	RB offset	Channel/Frequency (MHz)			Tune-up Limit
10MHz	QPSK			37800/2575	38000/2595	38200/2615	
		1	0	19.14	19.19	19.23	20.00
		1	25	19.15	19.22	19.32	20.00
		1	49	19.20	19.30	19.35	20.00



		25	0	19.12	19.27	19.33	20.00
		25	13	19.18	19.29	19.21	20.00
		25	25	19.23	19.27	19.28	20.00
		50	0	19.16	19.27	19.31	20.00
	16QAM	1	0	19.34	19.23	19.38	20.00
		1	25	19.14	19.13	19.17	20.00
		1	49	19.16	19.36	19.24	20.00
		25	0	19.14	19.16	19.13	20.00
		25	13	19.12	19.21	19.28	20.00
		25	25	19.10	19.25	19.24	20.00
		50	0	19.09	19.22	19.17	20.00
	64QAM	1	0	19.10	19.13	19.31	20.00
		1	25	18.95	18.96	19.02	20.00
		1	49	19.16	19.07	19.22	20.00
		25	0	19.13	19.04	19.18	20.00
		25	13	19.11	19.12	19.14	20.00
		25	25	19.16	19.26	19.23	20.00
		50	0	19.06	19.23	19.20	20.00
	Bandwidth	Modulation	RB size	RB offset	Channel/Frequency (MHz)		
37825/2577.5					38000/2595	38175/2612.5	
15MHz	QPSK	1	0	19.13	19.15	19.21	20.00
		1	38	19.13	19.21	19.29	20.00
		1	74	19.17	19.25	19.31	20.00
		36	0	19.10	19.23	19.30	20.00
		36	18	19.15	19.24	19.17	20.00
		36	39	19.20	19.24	19.24	20.00
		75	0	19.14	19.23	19.26	20.00
	16QAM	1	0	19.29	19.21	19.36	20.00
		1	38	19.12	19.10	19.15	20.00
		1	74	19.13	19.32	19.21	20.00
		36	0	19.11	19.14	19.10	20.00
		36	18	19.09	19.16	19.24	20.00
		36	39	19.08	19.21	19.21	20.00
		75	0	19.06	19.17	19.13	20.00
	64QAM	1	0	19.05	19.11	19.29	20.00
		1	38	18.93	18.93	19.00	20.00
		1	74	19.13	19.03	19.19	20.00
		36	0	19.10	19.02	19.15	20.00
		36	18	19.08	19.07	19.10	20.00
		36	39	19.14	19.22	19.20	20.00
		75	0	19.03	19.18	19.16	20.00
Bandwidth	Modulation	RB size	RB offset	Channel/Frequency (MHz)			Tune-up Limit
				37850/2580	38000/2595	38150/2610	



20MHz	QPSK	1	0	19.10	19.11	19.18	20.00
		1	50	19.12	19.17	19.27	20.00
		1	99	19.15	19.24	19.28	20.00
		50	0	19.07	19.18	19.26	20.00
		50	25	19.13	19.20	19.14	20.00
		50	50	19.17	19.19	19.20	20.00
		100	0	19.11	19.18	19.22	20.00
	16QAM	1	0	19.27	19.17	19.31	20.00
		1	50	19.08	19.08	19.11	20.00
		1	99	19.11	19.29	19.19	20.00
		50	0	19.08	19.10	19.07	20.00
		50	25	19.06	19.14	19.21	20.00
		50	50	19.05	19.16	19.17	20.00
		100	0	19.04	19.13	19.10	20.00
	64QAM	1	0	19.03	19.07	19.24	20.00
		1	50	18.89	18.91	18.96	20.00
		1	99	19.11	19.00	19.17	20.00
		50	0	19.07	18.98	19.12	20.00
		50	25	19.05	19.05	19.07	20.00
		50	50	19.11	19.17	19.16	20.00
		100	0	19.01	19.14	19.13	20.00

LTE TDD Band 41 (REC On+Left Head)				Conducted Power(dBm)				Tune-up Limit
Bandwidth	Modulation	RB size	RB offset	Channel/Frequency (MHz)				
				40165/ 2547.5	40515 /2582.5	40865/ 2617.5	41215/ 2652.5	
5MHz	QPSK	1	0	22.09	22.23	22.20	22.30	23.00
		1	13	22.03	22.11	22.13	22.35	23.00
		1	24	22.17	22.35	22.32	22.50	23.00
		12	0	22.03	22.19	22.23	22.41	23.00
		12	6	21.98	22.23	22.24	22.25	23.00
		12	13	22.26	22.37	22.34	22.41	23.00
		25	0	22.00	22.20	22.21	22.40	23.00
	16QAM	1	0	22.10	22.00	22.01	22.11	23.00
		1	13	21.77	21.82	21.84	21.97	23.00
		1	24	21.93	22.33	22.34	22.24	23.00
		12	0	21.75	21.85	21.81	21.90	22.50
		12	6	21.80	21.93	21.93	21.88	22.50
		12	13	21.64	21.98	21.99	21.91	22.50
		25	0	21.68	21.72	21.70	21.85	22.50
	64QAM	1	0	21.74	21.86	21.88	22.17	22.50
1		13	21.70	21.69	21.65	21.70	22.50	



Bandwidth	Modulation	RB size	RB offset	Channel/Frequency (MHz)				Tune-up Limit
				40190/2550	40523/2583.3	40856/2616.6	41190/2650	
		1	24	21.85	21.83	21.85	21.93	22.50
		12	0	20.93	20.82	20.82	21.06	21.50
		12	6	21.05	20.82	20.81	20.99	21.50
		12	13	21.18	20.91	20.93	21.13	21.50
		25	0	21.17	20.92	20.93	21.06	21.50
10MHz	QPSK	1	0	22.11	22.24	22.21	22.33	23.00
		1	25	22.06	22.16	22.18	22.39	23.00
		1	49	22.19	22.39	22.36	22.53	23.00
		25	0	22.06	22.24	22.28	22.45	23.00
		25	13	22.01	22.28	22.29	22.29	23.00
		25	25	22.28	22.41	22.38	22.46	23.00
		50	0	22.08	22.22	22.23	22.44	23.00
	16QAM	1	0	22.12	22.03	22.04	22.13	23.00
		1	25	21.80	21.86	21.88	22.00	23.00
		1	49	21.96	22.35	22.36	22.27	23.00
		25	0	21.78	21.90	21.86	21.94	22.50
		25	13	21.82	21.97	21.97	21.91	22.50
		25	25	21.67	22.03	22.04	21.95	22.50
		50	0	21.71	21.77	21.75	21.89	22.50
	64QAM	1	0	21.76	21.89	21.91	22.19	22.50
		1	25	21.73	21.73	21.69	21.73	22.50
		1	49	21.88	21.85	21.87	21.96	22.50
		25	0	20.96	20.87	20.87	21.10	21.50
		25	13	21.07	20.86	20.85	21.02	21.50
		25	25	21.21	20.96	20.98	21.17	21.50
		50	0	21.20	20.97	20.98	21.10	21.50
Bandwidth	Modulation	RB size	RB offset	Channel/Frequency (MHz)				Tune-up Limit
				40215/2552.5	40531/2584.1	40848/2615.8	41165/2647.5	
15MHz	QPSK	1	0	22.10	22.20	22.17	22.31	23.00
		1	38	22.04	22.15	22.17	22.36	23.00
		1	74	22.16	22.34	22.31	22.49	23.00
		36	0	22.04	22.20	22.24	22.42	23.00
		36	18	21.98	22.23	22.24	22.25	23.00
		36	39	22.25	22.38	22.35	22.42	23.00
		75	0	22.06	22.18	22.19	22.39	23.00
	16QAM	1	0	22.07	22.01	22.02	22.11	23.00
		1	38	21.78	21.83	21.85	21.98	23.00
		1	74	21.93	22.31	22.32	22.24	23.00
		36	0	21.75	21.88	21.84	21.91	22.50



	64QAM	36	18	21.79	21.92	21.92	21.87	22.50
		36	39	21.65	21.99	22.00	21.92	22.50
		75	0	21.68	21.72	21.70	21.85	22.50
		1	0	21.71	21.87	21.89	22.17	22.50
		1	38	21.71	21.70	21.66	21.71	22.50
		1	74	21.85	21.81	21.83	21.93	22.50
		36	0	20.93	20.85	20.85	21.07	21.50
		36	18	21.04	20.81	20.80	20.98	21.50
		36	39	21.19	20.92	20.94	21.14	21.50
		75	0	21.17	20.92	20.93	21.06	21.50
Bandwidth	Modulation	RB size	RB offset	Channel/Frequency (MHz)				Tune-up Limit
				40240/2555	40540/2585	40840/2615	41140/2645	
20MHz	QPSK	1	0	22.07	22.16	22.13	22.28	23.00
		1	50	22.03	22.11	22.13	22.34	23.00
		1	99	22.14	22.33	22.30	22.46	23.00
		50	0	22.01	22.15	22.19	22.38	23.00
		50	25	21.96	22.19	22.20	22.22	23.00
		50	50	22.22	22.31	22.29	22.38	23.00
		100	0	22.03	22.13	22.14	22.35	23.00
	16QAM	1	0	22.05	21.97	21.98	22.06	23.00
		1	50	21.74	21.81	21.83	21.94	23.00
		1	99	21.91	22.28	22.29	22.22	23.00
		50	0	21.72	21.84	21.80	21.88	22.50
		50	25	21.76	21.90	21.90	21.84	22.50
		50	50	21.62	21.94	21.95	21.88	22.50
		100	0	21.66	21.68	21.66	21.82	22.50
	64QAM	1	0	21.69	21.83	21.85	22.12	22.50
		1	50	21.67	21.68	21.64	21.67	22.50
		1	99	21.83	21.78	21.80	21.91	22.50
		50	0	20.90	20.81	20.81	21.04	21.50
		50	25	21.01	20.79	20.78	20.95	21.50
		50	50	21.16	20.87	20.89	21.10	21.50
		100	0	21.15	20.88	20.89	21.03	21.50

LTE TDD Band 41 (REC On+Right Head)				Conducted Power(dBm)				
Bandwidth	Modulation	RB size	RB offset	Channel/Frequency (MHz)				Tune-up Limit
				40165/25 47.5	40515/25 82.5	40865/26 17.5	41215/26 52.5	
5MHz	QPSK	1	0	15.99	16.08	16.05	16.28	17.00
		1	13	15.96	16.06	16.08	15.61	17.00
		1	24	16.11	16.23	16.20	16.45	17.00



		12	0	15.91	16.13	16.17	16.37	17.00	
		12	6	15.95	15.89	15.90	16.25	17.00	
		12	13	15.94	15.97	15.94	16.21	17.00	
		25	0	15.99	15.96	15.97	16.42	17.00	
	16QAM	1	0	16.22	16.01	16.02	16.18	17.00	
		1	13	15.10	16.21	16.23	16.21	17.00	
		1	24	16.10	16.29	16.30	16.23	17.00	
		12	0	15.80	16.03	15.99	16.30	17.00	
		12	6	16.00	15.99	15.99	16.19	17.00	
		12	13	16.01	15.94	15.95	16.32	17.00	
	64QAM	25	0	15.95	15.95	15.93	16.29	17.00	
		1	0	14.94	15.90	15.92	16.18	17.00	
		1	13	15.20	15.83	15.79	15.19	17.00	
		1	24	16.02	15.80	15.82	16.24	17.00	
		12	0	15.81	16.00	16.00	16.27	17.00	
		12	6	15.99	15.87	15.86	16.25	17.00	
		12	13	16.03	16.23	16.25	16.36	17.00	
		25	0	15.94	15.93	15.94	16.30	17.00	
Bandwidth		Modulation	RB size	RB offset	Channel/Frequency (MHz)				Tune-up Limit
					40190/25 50	40523/25 83.3	40856/26 16.6	41190/26 50	
10MHz	QPSK	1	0	16.01	16.09	16.06	16.31	17.00	
		1	25	15.99	16.11	16.13	15.65	17.00	
		1	49	16.13	16.27	16.24	16.48	17.00	
		25	0	15.94	16.18	16.22	16.41	17.00	
		25	13	15.98	15.94	15.95	16.29	17.00	
		25	25	15.96	16.01	15.98	16.26	17.00	
		50	0	16.07	15.98	15.99	16.46	17.00	
	16QAM	1	0	16.24	16.04	16.05	16.20	17.00	
		1	25	15.13	16.25	16.27	16.24	17.00	
		1	49	16.13	16.31	16.32	16.26	17.00	
		25	0	15.83	16.08	16.04	16.34	17.00	
		25	13	16.02	16.03	16.03	16.22	17.00	
		25	25	16.04	15.99	16.00	16.36	17.00	
		50	0	15.98	16.00	15.98	16.33	17.00	
	64QAM	1	0	14.96	15.93	15.95	16.20	17.00	
		1	25	15.23	15.87	15.83	15.22	17.00	
		1	49	16.05	15.82	15.84	16.27	17.00	
		25	0	15.84	16.05	16.05	16.31	17.00	
25		13	16.01	15.91	15.90	16.28	17.00		
25		25	16.06	16.28	16.30	16.40	17.00		
50		0	15.97	15.98	15.99	16.34	17.00		



Bandwidth	Modulation	RB size	RB offset	Channel/Frequency (MHz)				Tune-up Limit
				40215/25 52.5	40531/25 84.1	40848/26 15.8	41165/26 47.5	
15MHz	QPSK	1	0	16.00	16.05	16.02	16.29	17.00
		1	38	15.97	16.10	16.12	15.62	17.00
		1	74	16.10	16.22	16.19	16.44	17.00
		36	0	15.92	16.14	16.18	16.38	17.00
		36	18	15.95	15.89	15.90	16.25	17.00
		36	39	15.93	15.98	15.95	16.22	17.00
		75	0	16.05	15.94	15.95	16.41	17.00
	16QAM	1	0	16.19	16.02	16.03	16.18	17.00
		1	38	15.11	16.22	16.24	16.22	17.00
		1	74	16.10	16.27	16.28	16.23	17.00
		36	0	15.80	16.06	16.02	16.31	17.00
		36	18	15.99	15.98	15.98	16.18	17.00
		36	39	16.02	15.95	15.96	16.33	17.00
		75	0	15.95	15.95	15.93	16.29	17.00
	64QAM	1	0	14.91	15.91	15.93	16.18	17.00
		1	38	15.21	15.84	15.80	15.20	17.00
		1	74	16.02	15.78	15.80	16.24	17.00
		36	0	15.81	16.03	16.03	16.28	17.00
		36	18	15.98	15.86	15.85	16.24	17.00
		36	39	16.04	16.24	16.26	16.37	17.00
		75	0	15.94	15.93	15.94	16.30	17.00
Bandwidth	Modulation	RB size	RB offset	Channel/Frequency (MHz)				Tune-up Limit
				40240/25 55	40540/25 85	40840/26 15	41140/26 45	
20MHz	QPSK	1	0	15.97	16.01	15.98	16.26	17.00
		1	50	15.96	16.06	16.08	15.60	17.00
		1	99	16.08	16.21	16.18	16.41	17.00
		50	0	15.89	16.09	16.13	16.34	17.00
		50	25	15.93	15.85	15.86	16.22	17.00
		50	50	15.90	15.93	15.90	16.18	17.00
		100	0	16.02	15.89	15.90	16.37	17.00
	16QAM	1	0	16.17	15.98	15.99	16.13	17.00
		1	50	15.07	16.20	16.22	16.18	17.00
		1	99	16.08	16.24	16.25	16.21	17.00
		50	0	15.77	16.02	15.98	16.28	17.00
		50	25	15.96	15.96	15.96	16.15	17.00
		50	50	15.99	15.90	15.91	16.29	17.00
		100	0	15.93	15.91	15.89	16.26	17.00
	64QAM	1	0	14.89	15.87	15.89	16.13	17.00
1		50	15.17	15.82	15.78	15.16	17.00	



		1	99	16.00	15.75	15.77	16.22	17.00
		50	0	15.78	15.99	15.99	16.25	17.00
		50	25	15.95	15.84	15.83	16.21	17.00
		50	50	16.01	16.19	16.21	16.33	17.00
		100	0	15.92	15.89	15.90	16.27	17.00

LTE TDD Band 41 (REC On+Left Head+Wi-Fi/BT)				Conducted Power(dBm)				
Bandwidth	Modulation	RB size	RB offset	Channel/Frequency (MHz)				Tune-up Limit
				40165/ 2547.5	40515 /2582.5	40865/ 2617.5	41215/ 2652.5	
5MHz	QPSK	1	0	19.19	19.33	19.30	19.40	20.00
		1	13	19.09	19.17	19.19	19.41	20.00
		1	24	19.09	19.27	19.24	19.42	20.00
		12	0	18.97	19.13	19.17	19.35	20.00
		12	6	18.93	19.18	19.19	19.20	20.00
		12	13	18.85	19.16	19.13	19.20	20.00
		25	0	18.98	19.18	19.19	19.38	20.00
	16QAM	1	0	19.20	19.10	19.11	19.21	20.00
		1	13	19.07	19.12	19.14	19.27	20.00
		1	24	18.88	19.28	19.29	19.19	20.00
		12	0	18.96	19.06	19.02	19.11	20.00
		12	6	18.98	19.11	19.11	19.06	20.00
		12	13	18.80	19.14	19.15	19.07	20.00
		25	0	19.05	19.09	19.07	19.22	20.00
	64QAM	1	0	18.92	19.04	19.06	19.35	20.00
		1	13	19.12	19.11	19.07	19.12	20.00
		1	24	19.21	19.19	19.21	19.29	20.00
		12	0	19.20	19.09	19.09	19.33	20.00
		12	6	19.42	19.19	19.18	19.36	20.00
		12	13	19.38	19.11	19.13	19.33	20.00
		25	0	19.42	19.17	19.18	19.31	20.00
Bandwidth	Modulation	RB size	RB offset	Channel/Frequency (MHz)				Tune-up Limit
				40190/ 2550	40523 /2583.3	40856/ 2616.6	41190/ 2650	
10MHz	QPSK	1	0	19.21	19.34	19.31	19.43	20.00
		1	25	19.12	19.22	19.24	19.45	20.00
		1	49	19.11	19.31	19.28	19.45	20.00
		25	0	19.00	19.18	19.22	19.39	20.00
		25	13	18.96	19.23	19.24	19.24	20.00
		25	25	18.87	19.20	19.17	19.25	20.00
		50	0	19.06	19.20	19.21	19.42	20.00
	16QAM	1	0	19.22	19.13	19.14	19.23	20.00



		1	25	19.10	19.16	19.18	19.30	20.00
		1	49	18.91	19.30	19.31	19.22	20.00
		25	0	18.99	19.11	19.07	19.15	20.00
		25	13	19.00	19.15	19.15	19.09	20.00
		25	25	18.83	19.19	19.20	19.11	20.00
		50	0	19.08	19.14	19.12	19.26	20.00
	64QAM	1	0	18.94	19.07	19.09	19.37	20.00
		1	25	19.15	19.15	19.11	19.15	20.00
		1	49	19.24	19.21	19.23	19.32	20.00
		25	0	19.23	19.14	19.14	19.37	20.00
		25	13	19.44	19.23	19.22	19.39	20.00
		25	25	19.41	19.16	19.18	19.37	20.00
	50	0	19.45	19.22	19.23	19.35	20.00	
	Bandwidth	Modulation	RB size	RB offset	Channel/Frequency (MHz)			
40215/ 2552.5					40531/2 584.1	40848/ 2615.8	41165/ 2647.5	
15MHz	QPSK	1	0	19.20	19.30	19.27	19.41	20.00
		1	38	19.10	19.21	19.23	19.42	20.00
		1	74	19.08	19.26	19.23	19.41	20.00
		36	0	18.98	19.14	19.18	19.36	20.00
		36	18	18.93	19.18	19.19	19.20	20.00
		36	39	18.84	19.17	19.14	19.21	20.00
		75	0	19.04	19.16	19.17	19.37	20.00
	16QAM	1	0	19.17	19.11	19.12	19.21	20.00
		1	38	19.08	19.13	19.15	19.28	20.00
		1	74	18.88	19.26	19.27	19.19	20.00
		36	0	18.96	19.09	19.05	19.12	20.00
		36	18	18.97	19.10	19.10	19.05	20.00
		36	39	18.81	19.15	19.16	19.08	20.00
		75	0	19.05	19.09	19.07	19.22	20.00
	64QAM	1	0	18.89	19.05	19.07	19.35	20.00
		1	38	19.13	19.12	19.08	19.13	20.00
		1	74	19.21	19.17	19.19	19.29	20.00
		36	0	19.20	19.12	19.12	19.34	20.00
		36	18	19.41	19.18	19.17	19.35	20.00
		36	39	19.39	19.12	19.14	19.34	20.00
		75	0	19.42	19.17	19.18	19.31	20.00
Bandwidth	Modulation	RB size	RB offset	Channel/Frequency (MHz)				Tune-up Limit
				40240/ 2555	40540/2 585	40840/ 2615	41140/ 2645	
20MHz	QPSK	1	0	19.17	19.26	19.23	19.38	20.00
		1	50	19.09	19.17	19.19	19.40	20.00
		1	99	19.06	19.25	19.22	19.38	20.00



		50	0	18.95	19.09	19.13	19.32	20.00
		50	25	18.91	19.14	19.15	19.17	20.00
		50	50	18.81	19.12	19.09	19.17	20.00
		100	0	19.01	19.11	19.12	19.33	20.00
	16QAM	1	0	19.15	19.07	19.08	19.16	20.00
		1	50	19.04	19.11	19.13	19.24	20.00
		1	99	18.86	19.23	19.24	19.17	20.00
		50	0	18.93	19.05	19.01	19.09	20.00
		50	25	18.94	19.08	19.08	19.02	20.00
		50	50	18.78	19.10	19.11	19.04	20.00
	64QAM	100	0	19.03	19.05	19.03	19.19	20.00
		1	0	18.87	19.01	19.03	19.30	20.00
		1	50	19.09	19.10	19.06	19.09	20.00
		1	99	19.19	19.14	19.16	19.27	20.00
		50	0	19.17	19.08	19.08	19.31	20.00
		50	25	19.38	19.16	19.15	19.32	20.00
		50	50	19.36	19.07	19.09	19.30	20.00
	100	0	19.40	19.13	19.14	19.28	20.00	

LTE TDD Band 41 (REC On+Right Head+Wi-Fi/BT)				Conducted Power(dBm)				
Bandwidth	Modulation	RB size	RB offset	Channel/Frequency (MHz)				Tune-up Limit
				40165 /2547.5	40515/ 2582.5	40865/ 2617.5	41215/ 2652.5	
5MHz	QPSK	1	0	13.74	13.88	13.85	13.95	14.50
		1	13	13.68	13.76	13.78	14.00	14.50
		1	24	13.42	13.60	13.57	13.75	14.50
		12	0	13.41	13.57	13.61	13.79	14.50
		12	6	13.52	13.77	13.78	13.79	14.50
		12	13	13.26	13.57	13.54	13.61	14.50
		25	0	13.35	13.55	13.56	13.75	14.50
	16QAM	1	0	13.88	13.78	13.79	13.89	14.50
		1	13	13.75	13.80	13.82	13.95	14.50
		1	24	13.18	13.58	13.59	13.49	14.50
		12	0	13.44	13.54	13.50	13.59	14.50
		12	6	13.56	13.69	13.69	13.64	14.50
		12	13	13.00	13.34	13.35	13.27	14.50
		25	0	13.42	13.46	13.44	13.59	14.50
	64QAM	1	0	13.66	13.78	13.80	13.89	14.50
		1	13	13.86	13.85	13.81	13.86	14.50
		1	24	13.61	13.59	13.61	13.69	14.50
		12	0	13.66	13.55	13.55	13.79	14.50
12		6	13.95	13.72	13.71	13.89	14.50	



Bandwidth	Modulation	RB size	RB offset	Channel/Frequency (MHz)				Tune-up Limit
				40190/2550	40523/2583.3	40856/2616.6	41190/2650	
		12	13	13.72	13.45	13.47	13.67	14.50
		25	0	13.98	13.43	13.44	13.57	14.50
10MHz	QPSK	1	0	13.76	13.89	13.86	13.98	14.50
		1	25	13.71	13.81	13.83	14.04	14.50
		1	49	13.44	13.64	13.61	13.78	14.50
		25	0	13.44	13.62	13.66	13.83	14.50
		25	13	13.55	13.82	13.83	13.83	14.50
		25	25	13.28	13.61	13.58	13.66	14.50
		50	0	13.43	13.57	13.58	13.79	14.50
	16QAM	1	0	13.90	13.81	13.82	13.91	14.50
		1	25	13.78	13.84	13.86	13.98	14.50
		1	49	13.21	13.60	13.61	13.52	14.50
		25	0	13.47	13.59	13.55	13.63	14.50
		25	13	13.58	13.73	13.73	13.67	14.50
		25	25	13.03	13.39	13.40	13.31	14.50
		50	0	13.45	13.51	13.49	13.63	14.50
	64QAM	1	0	13.68	13.81	13.83	13.91	14.50
		1	25	13.89	13.89	13.85	13.89	14.50
		1	49	13.64	13.61	13.63	13.72	14.50
		25	0	13.69	13.60	13.60	13.83	14.50
		25	13	13.97	13.76	13.75	13.92	14.50
		25	25	13.75	13.50	13.52	13.71	14.50
		50	0	14.01	13.48	13.49	13.61	14.50
Bandwidth	Modulation	RB size	RB offset	Channel/Frequency (MHz)				Tune-up Limit
				40215/2552.5	40531/2584.1	40848/2615.8	41165/2647.5	
15MHz	QPSK	1	0	13.75	13.85	13.82	13.96	14.50
		1	38	13.69	13.80	13.82	14.01	14.50
		1	74	13.41	13.59	13.56	13.74	14.50
		36	0	13.42	13.58	13.62	13.80	14.50
		36	18	13.52	13.77	13.78	13.79	14.50
		36	39	13.25	13.58	13.55	13.62	14.50
		75	0	13.41	13.53	13.54	13.74	14.50
	16QAM	1	0	13.85	13.79	13.80	13.89	14.50
		1	38	13.76	13.81	13.83	13.96	14.50
		1	74	13.18	13.56	13.57	13.49	14.50
		36	0	13.44	13.57	13.53	13.60	14.50
		36	18	13.55	13.68	13.68	13.63	14.50
		36	39	13.01	13.35	13.36	13.28	14.50
		75	0	13.42	13.46	13.44	13.59	14.50



Bandwidth	Modulation	RB size	RB offset	Channel/Frequency (MHz)				Tune-up Limit
				40240/ 2555	40540/ 2585	40840/ 2615	41140/ 2645	
20MHz	64QAM	1	0	13.63	13.79	13.81	13.89	14.50
		1	38	13.87	13.86	13.82	13.87	14.50
		1	74	13.61	13.57	13.59	13.69	14.50
		36	0	13.66	13.58	13.58	13.80	14.50
		36	18	13.94	13.71	13.70	13.88	14.50
		36	39	13.73	13.46	13.48	13.68	14.50
		75	0	13.98	13.43	13.44	13.57	14.50
20MHz	QPSK	1	0	13.72	13.81	13.78	13.93	14.50
		1	50	13.68	13.76	13.77	13.99	14.50
		1	99	13.39	13.58	13.55	13.71	14.50
		50	0	13.39	13.53	13.57	13.76	14.50
		50	25	13.50	13.73	13.74	13.76	14.50
		50	50	13.22	13.53	13.50	13.58	14.50
		100	0	13.38	13.48	13.49	13.70	14.50
	16QAM	1	0	13.83	13.75	13.76	13.84	14.50
		1	50	13.72	13.79	13.81	13.92	14.50
		1	99	13.16	13.53	13.54	13.47	14.50
		50	0	13.41	13.53	13.49	13.57	14.50
		50	25	13.52	13.66	13.66	13.60	14.50
		50	50	12.98	13.30	13.31	13.24	14.50
		100	0	13.40	13.42	13.40	13.56	14.50
	64QAM	1	0	13.61	13.75	13.77	13.84	14.50
		1	50	13.83	13.84	13.80	13.83	14.50
		1	99	13.59	13.54	13.56	13.67	14.50
		50	0	13.63	13.54	13.54	13.77	14.50
		50	25	13.91	13.69	13.68	13.85	14.50
		50	50	13.70	13.41	13.43	13.64	14.50
		100	0	13.96	13.39	13.40	13.54	14.50

LTE TDD Band 41 (REC Off)				Conducted Power(dBm)				Tune-up Limit
Bandwidth	Modulation	RB size	RB offset	Channel/Frequency (MHz)				
				40165/ 2547.5	40515/ 2582.5	40865/ 2617.5	41215 /2652.5	
5MHz	QPSK	1	0	23.66	23.68	23.65	23.80	24.50
		1	13	23.43	23.52	23.54	23.64	24.50
		1	24	23.41	23.63	23.60	23.95	24.50
		12	0	22.66	22.87	22.91	22.92	23.50
		12	6	22.63	22.85	22.86	22.90	23.50
		12	13	22.79	22.85	22.82	22.95	23.50



	16QAM	25	0	22.79	22.84	22.85	22.93	23.50
		1	0	22.72	22.80	22.81	22.64	23.50
		1	13	22.87	22.92	22.94	22.78	23.50
		1	24	22.78	22.60	22.61	22.70	23.50
		12	0	21.52	21.70	21.66	21.75	22.50
		12	6	21.52	21.91	21.91	21.79	22.50
		12	13	21.53	21.87	21.88	21.83	22.50
	25	0	21.55	21.82	21.80	21.85	22.50	
	64QAM	1	0	21.84	21.97	21.99	22.11	22.50
		1	13	21.60	22.02	21.98	21.91	22.50
		1	24	21.77	22.22	22.24	22.07	22.50
		12	0	21.01	21.13	21.13	21.09	21.50
		12	6	20.82	21.25	21.24	21.15	21.50
		12	13	20.79	21.20	21.22	21.08	21.50
25		0	20.97	21.02	21.03	21.11	21.50	
Bandwidth	Modulation	RB size	RB offset	Channel/Frequency (MHz)				Tune-up Limit
				40190/ 2550	40523/ 2583.3	40856/ 2616.6	41190/ 2650	
10MHz	QPSK	1	0	23.68	23.69	23.66	23.83	24.50
		1	25	23.46	23.57	23.59	23.68	24.50
		1	49	23.43	23.67	23.64	23.98	24.50
		25	0	22.69	22.92	22.96	22.96	23.50
		25	13	22.66	22.90	22.91	22.94	23.50
		25	25	22.81	22.89	22.86	23.00	23.50
		50	0	22.87	22.86	22.87	22.97	23.50
	16QAM	1	0	22.74	22.83	22.84	22.66	23.50
		1	25	22.90	22.96	22.98	22.81	23.50
		1	49	22.81	22.62	22.63	22.73	23.50
		25	0	21.55	21.75	21.71	21.79	22.50
		25	13	21.54	21.95	21.95	21.82	22.50
		25	25	21.56	21.92	21.93	21.87	22.50
		50	0	21.58	21.87	21.85	21.89	22.50
	64QAM	1	0	21.86	22.00	22.02	22.13	22.50
		1	25	21.63	22.06	22.02	21.94	22.50
		1	49	21.80	22.24	22.26	22.10	22.50
		25	0	21.04	21.18	21.18	21.13	21.50
		25	13	20.84	21.29	21.28	21.18	21.50
		25	25	20.82	21.25	21.27	21.12	21.50
		50	0	21.00	21.07	21.08	21.15	21.50
Bandwidth	Modulation	RB size	RB offset	Channel/Frequency (MHz)				Tune-up Limit
				40215/ 2552.5	40531/ 2584.1	40848/ 2615.8	41165/ 2647.5	
15MHz	QPSK	1	0	23.67	23.65	23.62	23.81	24.50



		1	38	23.44	23.56	23.58	23.65	24.50			
		1	74	23.40	23.62	23.59	23.94	24.50			
		36	0	22.67	22.88	22.92	22.93	23.50			
		36	18	22.63	22.85	22.86	22.90	23.50			
		36	39	22.78	22.86	22.83	22.96	23.50			
		75	0	22.85	22.82	22.83	22.92	23.50			
	16QAM	1	0	22.69	22.81	22.82	22.64	23.50			
		1	38	22.88	22.93	22.95	22.79	23.50			
		1	74	22.78	22.58	22.59	22.70	23.50			
		36	0	21.52	21.73	21.69	21.76	22.50			
		36	18	21.51	21.90	21.90	21.78	22.50			
		36	39	21.54	21.88	21.89	21.84	22.50			
	64QAM	75	0	21.55	21.82	21.80	21.85	22.50			
		1	0	21.81	21.98	22.00	22.11	22.50			
		1	38	21.61	22.03	21.99	21.92	22.50			
		1	74	21.77	22.20	22.22	22.07	22.50			
		36	0	21.01	21.16	21.16	21.10	21.50			
		36	18	20.81	21.24	21.23	21.14	21.50			
	Bandwidth	Modulation	RB size	RB offset	Channel/Frequency (MHz)				Tune-up Limit		
					40240/2555	40540/2585	40840/2615	41140/2645			
					1	0	23.64	23.61		23.58	23.78
1					50	23.43	23.52	23.54		23.63	24.50
1					99	23.38	23.60	23.58		23.91	24.50
50					0	22.64	22.83	22.87		22.89	23.50
50					25	22.61	22.81	22.82		22.87	23.50
50					50	22.75	22.81	22.78		22.92	23.50
100					0	22.82	22.77	22.78		22.88	23.50
20MHz	QPSK	1	0	22.67	22.77	22.78	22.59	23.50			
		1	50	22.84	22.91	22.93	22.75	23.50			
		1	99	22.76	22.55	22.56	22.68	23.50			
		50	0	21.49	21.69	21.65	21.73	22.50			
		50	25	21.48	21.88	21.88	21.75	22.50			
		50	50	21.51	21.83	21.84	21.80	22.50			
	16QAM	100	0	21.53	21.78	21.76	21.82	22.50			
		1	0	21.79	21.94	21.96	22.06	22.50			
		1	50	21.57	22.01	21.97	21.88	22.50			
1		99	21.75	22.17	22.19	22.05	22.50				
50		0	20.98	21.12	21.12	21.07	21.50				
50		25	20.78	21.22	21.21	21.11	21.50				
64QAM	50	50	20.77	21.16	21.18	21.05	21.50				



		100	0	20.95	20.98	20.99	21.08	21.50
--	--	-----	---	-------	-------	-------	-------	-------

LTE TDD Band 41 (REC Off+Wi-Fi/BT)				Conducted Power(dBm)				
Bandwidth	Modulation	RB size	RB offset	Channel/Frequency (MHz)				Tune-up Limit
				40165/ 2547.5	40515/ 2582.5	40865/ 2617.5	41215/ 2652.5	
5MHz	QPSK	1	0	20.64	20.73	20.70	20.93	21.50
		1	13	20.64	20.74	20.76	20.29	21.50
		1	24	20.76	20.88	20.85	21.00	21.50
		12	0	20.54	20.76	20.80	21.00	21.50
		12	6	20.79	20.73	20.74	20.99	21.50
		12	13	20.75	20.78	20.75	21.02	21.50
		25	0	20.85	20.82	20.83	20.98	21.50
	16QAM	1	0	20.86	20.65	20.66	20.82	21.50
		1	13	20.42	20.63	20.65	20.63	21.50
		1	24	20.59	20.78	20.79	20.72	21.50
		12	0	20.50	20.73	20.69	21.00	21.50
		12	6	20.76	20.75	20.75	20.95	21.50
		12	13	20.70	20.63	20.64	21.01	21.50
		25	0	20.71	20.71	20.69	20.95	21.50
	64QAM	1	0	19.78	20.74	20.76	21.02	21.50
		1	13	19.96	20.59	20.55	19.95	21.50
		1	24	20.94	20.82	20.84	20.96	21.50
		12	0	20.44	20.63	20.63	20.90	21.50
		12	6	20.83	20.71	20.70	20.99	21.50
		12	13	20.49	20.69	20.71	20.82	21.50
		25	0	20.68	20.67	20.68	20.94	21.50
Bandwidth	Modulation	RB size	RB offset	Channel/Frequency (MHz)				Tune-up Limit
				40190/ 2550	40523/ 2583.3	40856/ 2616.6	41190/ 2650	
10MHz	QPSK	1	0	20.66	20.74	20.71	20.96	21.50
		1	25	20.67	20.79	20.81	20.33	21.50
		1	49	20.78	20.92	20.89	21.03	21.50
		25	0	20.57	20.81	20.85	21.04	21.50
		25	13	20.82	20.78	20.79	21.03	21.50
		25	25	20.77	20.82	20.79	21.07	21.50
		50	0	20.93	20.84	20.85	21.02	21.50
	16QAM	1	0	20.88	20.68	20.69	20.84	21.50
		1	25	20.45	20.67	20.69	20.66	21.50
		1	49	20.62	20.80	20.81	20.75	21.50
		25	0	20.53	20.78	20.74	21.04	21.50
		25	13	20.78	20.79	20.79	20.98	21.50



		25	25	20.73	20.68	20.69	21.05	21.50
		50	0	20.74	20.76	20.74	20.99	21.50
	64QAM	1	0	19.80	20.77	20.79	21.04	21.50
		1	25	19.99	20.63	20.59	19.98	21.50
		1	49	20.97	20.84	20.86	20.99	21.50
		25	0	20.47	20.68	20.68	20.94	21.50
		25	13	20.85	20.75	20.74	21.02	21.50
		25	25	20.52	20.74	20.76	20.86	21.50
		50	0	20.71	20.72	20.73	20.98	21.50
Bandwidth	Modulation	RB size	RB offset	Channel/Frequency (MHz)				Tune-up Limit
				40215/ 2552.5	40531/ 2584.1	40848/ 2615.8	41165/ 2647.5	
15MHz	QPSK	1	0	20.65	20.70	20.67	20.94	21.50
		1	38	20.65	20.78	20.80	20.30	21.50
		1	74	20.75	20.87	20.84	20.99	21.50
		36	0	20.55	20.77	20.81	21.01	21.50
		36	18	20.79	20.73	20.74	20.99	21.50
		36	39	20.74	20.79	20.76	21.03	21.50
		75	0	20.91	20.80	20.81	20.97	21.50
	16QAM	1	0	20.83	20.66	20.67	20.82	21.50
		1	38	20.43	20.64	20.66	20.64	21.50
		1	74	20.59	20.76	20.77	20.72	21.50
		36	0	20.50	20.76	20.72	21.01	21.50
		36	18	20.75	20.74	20.74	20.94	21.50
		36	39	20.71	20.64	20.65	21.02	21.50
		75	0	20.71	20.71	20.69	20.95	21.50
	64QAM	1	0	19.75	20.75	20.77	21.02	21.50
		1	38	19.97	20.60	20.56	19.96	21.50
		1	74	20.94	20.80	20.82	20.96	21.50
		36	0	20.44	20.66	20.66	20.91	21.50
		36	18	20.82	20.70	20.69	20.98	21.50
		36	39	20.50	20.70	20.72	20.83	21.50
		75	0	20.68	20.67	20.68	20.94	21.50
Bandwidth	Modulation	RB size	RB offset	Channel/Frequency (MHz)				Tune-up Limit
				40240/ 2555	40540/ 2585	40840/ 2615	41140/ 2645	
20MHz	QPSK	1	0	20.62	20.66	20.63	20.91	21.50
		1	50	20.64	20.74	20.76	20.28	21.50
		1	99	20.73	20.86	20.83	20.96	21.50
		50	0	20.52	20.72	20.76	20.97	21.50
		50	25	20.77	20.69	20.70	20.96	21.50
		50	50	20.71	20.70	20.71	20.99	21.50
		100	0	20.88	20.75	20.76	20.93	21.50



	16QAM	1	0	20.81	20.62	20.63	20.77	21.50
		1	50	20.39	20.62	20.64	20.60	21.50
		1	99	20.57	20.73	20.74	20.70	21.50
		50	0	20.47	20.72	20.68	20.98	21.50
		50	25	20.72	20.72	20.72	20.91	21.50
		50	50	20.68	20.59	20.60	20.98	21.50
		100	0	20.69	20.67	20.65	20.92	21.50
	64QAM	1	0	19.73	20.71	20.73	20.97	21.50
		1	50	19.93	20.58	20.54	19.92	21.50
		1	99	20.92	20.77	20.79	20.94	21.50
		50	0	20.41	20.62	20.62	20.88	21.50
		50	25	20.79	20.68	20.67	20.95	21.50
		50	50	20.47	20.65	20.67	20.79	21.50
		100	0	20.66	20.63	20.64	20.91	21.50

**Variant A
(Antenna 1)**

LTE FDD Band 2 (REC On/Off, Hotspot Off)				Conducted Power(dBm)			
Bandwidth	Modulation	RB size	RB offset	Channel/Frequency (MHz)			Tune-up Limit
				18607/1850.7	18900/1880	19193/1909.3	
1.4MHz	QPSK	1	0	23.61	23.63	23.59	24.00
		1	2	23.38	23.66	23.40	24.00
		1	5	23.62	23.51	23.55	24.00
		3	0	23.54	23.71	23.59	24.00
		3	2	23.49	23.56	23.41	24.00
		3	3	23.48	23.59	23.51	24.00
		6	0	22.45	22.55	22.63	23.00
	16QAM	1	0	22.53	22.69	22.55	23.00
		1	2	22.38	22.51	22.49	23.00
		1	5	22.64	22.71	22.64	23.00
		3	0	22.30	22.47	21.38	23.00
		3	2	22.47	22.37	22.48	23.00
		3	3	22.37	22.52	22.49	23.00
		6	0	21.56	21.53	21.60	22.00
	64QAM	1	0	22.24	22.08	21.94	22.50
		1	2	22.22	21.90	21.84	22.50
		1	5	22.18	22.00	21.89	22.50
		3	0	21.55	21.53	22.09	22.50
		3	2	21.44	21.49	22.14	22.50
		3	3	21.55	21.58	22.08	22.50
		6	0	20.51	20.70	21.20	21.50



Bandwidth	Modulation	RB size	RB offset	Channel/Frequency (MHz)			Tune-up Limit
				18615/1851.5	18900/1880	19185/1908.5	
3MHz	QPSK	1	0	23.59	23.66	23.60	24.00
		1	7	23.37	23.76	23.46	24.00
		1	14	23.70	23.58	23.53	24.00
		8	0	22.62	22.86	22.71	23.00
		8	4	22.57	22.62	22.57	23.00
		8	7	22.60	22.69	22.60	23.00
		15	0	22.47	22.55	22.72	23.00
	16QAM	1	0	22.58	22.68	22.51	23.00
		1	7	22.43	22.54	22.51	23.00
		1	14	22.62	22.80	22.69	23.00
		8	0	21.46	21.62	20.44	22.00
		8	4	21.56	21.53	21.59	22.00
		8	7	21.43	21.60	21.66	22.00
		15	0	21.61	21.56	21.62	22.00
	64QAM	1	0	22.21	22.07	21.98	22.50
		1	7	22.27	21.98	21.81	22.50
		1	14	22.22	22.08	21.90	22.50
		8	0	20.64	20.60	21.17	21.50
		8	4	20.53	20.66	21.29	21.50
		8	7	20.67	20.68	21.19	21.50
		15	0	20.52	20.71	21.19	21.50
Bandwidth	Modulation	RB size	RB offset	Channel/Frequency (MHz)			Tune-up Limit
5MHz	QPSK	1	0	23.68	23.64	23.62	24.00
		1	13	23.41	23.66	23.34	24.00
		1	24	23.63	23.48	23.59	24.00
		12	0	22.56	22.77	22.73	23.00
		12	6	22.61	22.68	22.48	23.00
		12	13	22.50	22.67	22.52	23.00
		25	0	22.49	22.64	22.62	23.00
	16QAM	1	0	22.49	22.66	22.57	23.00
		1	13	22.38	22.52	22.54	23.00
		1	24	22.61	22.73	22.62	23.00
		12	0	21.33	21.52	20.49	22.00
		12	6	21.61	21.38	21.58	22.00
		12	13	21.47	21.65	21.57	22.00
		25	0	21.56	21.48	21.55	22.00
	64QAM	1	0	22.23	22.11	21.97	22.50
		1	13	22.18	21.92	21.96	22.50
		1	24	22.11	21.96	21.84	22.50
		12	0	20.69	20.66	21.27	21.50



Bandwidth	Modulation	RB size	RB offset	Channel/Frequency (MHz)			Tune-up Limit	
				18650/1855	18900/1880	19150/1905		
10MHz	QPSK	12	6	20.52	20.30	21.21	21.50	
		12	13	20.57	20.70	21.22	21.50	
		25	0	20.58	20.67	21.18	21.50	
		1	0	23.66	23.61	23.59	24.00	
		1	25	23.37	23.65	23.50	24.00	
		1	49	23.67	23.54	23.48	24.00	
		25	0	22.67	22.83	22.76	23.00	
	16QAM	25	13	22.58	22.70	22.52	23.00	
		25	25	22.63	22.78	22.63	23.00	
		50	0	22.50	22.55	22.69	23.00	
		1	0	22.62	22.76	22.58	23.00	
		1	25	22.48	22.51	22.56	23.00	
		1	49	22.59	22.50	22.74	23.00	
		25	0	21.41	21.61	20.55	22.00	
	64QAM	25	13	21.65	21.47	21.51	22.00	
		25	25	21.43	21.66	21.62	22.00	
		50	0	21.64	21.64	21.58	22.00	
		1	0	22.20	22.04	22.06	22.50	
		1	25	22.21	21.95	21.94	22.50	
		1	49	22.18	22.08	21.89	22.50	
		25	0	20.71	20.65	21.23	21.50	
	15MHz	QPSK	25	13	20.75	20.62	21.22	21.50
			25	25	20.64	20.64	21.26	21.50
			50	0	20.55	20.79	21.25	21.50
			1	0	23.59	23.64	23.63	24.00
			1	38	23.44	23.74	23.40	24.00
			1	74	23.60	23.46	23.60	24.00
36			0	22.64	22.76	22.62	23.00	
16QAM		36	18	22.61	22.60	22.46	23.00	
		36	39	22.53	22.66	22.54	23.00	
		75	0	22.54	22.59	22.65	23.00	
		1	0	22.46	22.67	22.53	23.00	
		1	38	22.35	22.60	22.53	23.00	
		1	74	22.68	22.73	22.57	23.00	
		36	0	21.37	21.62	20.47	22.00	
64QAM	36	18	21.50	21.40	21.59	22.00		
	36	39	21.47	21.59	21.58	22.00		
	75	0	21.51	21.50	21.59	22.00		



Bandwidth	Modulation	RB size	RB offset	Channel/Frequency (MHz)			Tune-up Limit
				18700/1860	18900/1880	19100/1900	
		1	38	22.25	21.98	21.84	22.50
		1	74	22.15	21.94	21.84	22.50
		36	0	20.62	20.69	21.22	21.50
		36	18	20.28	20.51	21.19	21.50
		36	39	20.66	20.68	21.15	21.50
		75	0	20.46	20.71	21.16	21.50
20MHz	QPSK	1	0	23.58	23.58	23.56	24.00
		1	50	23.39	23.67	23.40	24.00
		1	99	23.59	23.49	23.51	24.00
		50	0	22.59	22.74	22.65	23.00
		50	25	22.57	22.58	22.45	23.00
		50	50	22.52	22.64	22.54	23.00
		100	0	22.49	22.51	22.59	23.00
	16QAM	1	0	22.48	22.64	22.50	23.00
		1	50	22.35	22.53	22.47	23.00
		1	99	22.61	22.68	22.61	23.00
		50	0	21.36	21.55	20.45	22.00
		50	25	21.51	21.42	21.52	22.00
		50	50	21.42	21.55	21.55	22.00
		100	0	21.55	21.49	21.55	22.00
	64QAM	1	0	22.19	22.03	21.89	22.50
		1	50	22.19	21.92	21.82	22.50
		1	99	22.15	21.97	21.86	22.50
		50	0	20.61	20.61	21.16	21.50
		50	25	20.48	20.54	21.18	21.50
		50	50	20.60	20.61	21.14	21.50
		100	0	20.50	20.66	21.15	21.50

LTE FDD Band 2 (REC On/Off, Hotspot On)				Conducted Power(dBm)			Tune-up Limit
Bandwidth	Modulation	RB size	RB offset	Channel/Frequency (MHz)			
				18607/1850.7	18900/1880	19193/1909.3	
1.4MHz	QPSK	1	0	18.72	18.70	18.63	19.00
		1	2	18.41	18.69	18.58	19.00
		1	5	18.58	18.51	18.53	19.00
		3	0	18.54	18.67	18.64	19.00
		3	2	18.60	18.67	18.64	19.00
		3	3	18.64	18.60	18.62	19.00
		6	0	18.56	18.65	18.55	19.00
	16QAM	1	0	18.61	18.62	18.59	19.00
		1	2	18.57	18.71	18.50	19.00



		1	5	18.64	18.56	18.43	19.00
		3	0	18.64	18.55	18.62	19.00
		3	2	18.54	18.59	18.60	19.00
		3	3	18.48	18.67	18.64	19.00
		6	0	18.58	18.61	18.53	19.00
	64QAM	1	0	18.76	18.60	18.65	19.00
		1	2	18.43	18.42	18.49	19.00
		1	5	18.57	18.48	18.46	19.00
		3	0	18.61	18.57	18.48	19.00
		3	2	18.53	18.56	18.57	19.00
		3	3	18.50	18.57	18.51	19.00
		6	0	18.51	18.60	18.64	19.00
	Bandwidth	Modulation	RB size	RB offset	Channel/Frequency (MHz)		
18615/1851.5					18900/1880	19185/1908.5	
3MHz	QPSK	1	0	18.69	18.66	18.60	19.00
		1	7	18.40	18.65	18.56	19.00
		1	14	18.56	18.50	18.50	19.00
		8	0	18.51	18.62	18.60	19.00
		8	4	18.58	18.63	18.61	19.00
		8	7	18.61	18.55	18.58	19.00
		15	0	18.53	18.60	18.51	19.00
	16QAM	1	0	18.59	18.58	18.54	19.00
		1	7	18.53	18.69	18.46	19.00
		1	14	18.62	18.53	18.41	19.00
		8	0	18.61	18.51	18.59	19.00
		8	4	18.51	18.57	18.57	19.00
		8	7	18.45	18.62	18.60	19.00
		15	0	18.56	18.57	18.50	19.00
	64QAM	1	0	18.74	18.56	18.60	19.00
		1	7	18.39	18.40	18.45	19.00
		1	14	18.55	18.45	18.44	19.00
		8	0	18.58	18.53	18.45	19.00
		8	4	18.50	18.54	18.54	19.00
		8	7	18.47	18.52	18.47	19.00
		15	0	18.49	18.56	18.61	19.00
Bandwidth	Modulation	RB size	RB offset	Channel/Frequency (MHz)			Tune-up Limit
				18625/1852.5	18900/1880	19175/1907.5	
5MHz	QPSK	1	0	18.62	18.62	18.50	19.00
		1	13	18.36	18.57	18.48	19.00
		1	24	18.47	18.44	18.44	19.00
		12	0	18.41	18.54	18.52	19.00
		12	6	18.54	18.53	18.54	19.00
		12	13	18.55	18.48	18.53	19.00



	16QAM	25	0	18.50	18.57	18.45	19.00
		1	0	18.53	18.50	18.46	19.00
		1	13	18.49	18.63	18.37	19.00
		1	24	18.55	18.49	18.31	19.00
		12	0	18.57	18.43	18.51	19.00
		12	6	18.42	18.54	18.51	19.00
		12	13	18.40	18.51	18.54	19.00
	64QAM	25	0	18.50	18.48	18.44	19.00
		1	0	18.70	18.50	18.53	19.00
		1	13	18.32	18.33	18.41	19.00
		1	24	18.51	18.41	18.36	19.00
		12	0	18.53	18.45	18.37	19.00
		12	6	18.46	18.45	18.44	19.00
		12	13	18.40	18.45	18.37	19.00
25	0	18.45	18.48	18.51	19.00		
Bandwidth	Modulation	RB size	RB offset	Channel/Frequency (MHz)			Tune-up Limit
				18650/1855	18900/1880	19150/1905	
10MHz	QPSK	1	0	18.68	18.65	18.59	19.00
		1	25	18.41	18.66	18.57	19.00
		1	49	18.55	18.49	18.49	19.00
		25	0	18.51	18.62	18.60	19.00
		25	13	18.59	18.64	18.60	19.00
		25	25	18.61	18.57	18.59	19.00
		50	0	18.59	18.61	18.53	19.00
	16QAM	1	0	18.58	18.57	18.53	19.00
		1	25	18.53	18.71	18.46	19.00
		1	49	18.62	18.53	18.40	19.00
		25	0	18.62	18.52	18.60	19.00
		25	13	18.50	18.56	18.56	19.00
		25	25	18.45	18.62	18.60	19.00
		50	0	18.57	18.58	18.49	19.00
	64QAM	1	0	18.73	18.55	18.59	19.00
		1	25	18.39	18.42	18.45	19.00
		1	49	18.55	18.45	18.43	19.00
		25	0	18.59	18.54	18.46	19.00
		25	13	18.49	18.53	18.53	19.00
		25	25	18.47	18.52	18.47	19.00
		50	0	18.50	18.57	18.60	19.00
Bandwidth	Modulation	RB size	RB offset	Channel/Frequency (MHz)			Tune-up Limit
				18675/1857.5	18900/1880	19125/1902.5	
15MHz	QPSK	1	0	18.63	18.59	18.51	19.00
		1	38	18.37	18.61	18.49	19.00
		1	74	18.46	18.43	18.43	19.00



		36	0	18.42	18.55	18.53	19.00
		36	18	18.54	18.53	18.54	19.00
		36	39	18.54	18.49	18.54	19.00
		75	0	18.56	18.55	18.44	19.00
	16QAM	1	0	18.50	18.51	18.46	19.00
		1	38	18.50	18.64	18.38	19.00
		1	74	18.55	18.47	18.31	19.00
		36	0	18.57	18.46	18.52	19.00
		36	18	18.41	18.53	18.50	19.00
		36	39	18.41	18.52	18.55	19.00
		75	0	18.50	18.48	18.44	19.00
	64QAM	1	0	18.67	18.51	18.53	19.00
		1	38	18.33	18.34	18.42	19.00
		1	74	18.51	18.39	18.36	19.00
		36	0	18.53	18.48	18.38	19.00
		36	18	18.45	18.44	18.43	19.00
		36	39	18.41	18.46	18.38	19.00
		75	0	18.45	18.48	18.51	19.00
	Bandwidth	Modulation	RB size	RB offset	Channel/Frequency (MHz)		
18700/1860					18900/1880	19100/1900	
20MHz	QPSK	1	0	18.64	18.57	18.54	19.00
		1	50	18.38	18.61	18.52	19.00
		1	99	18.50	18.43	18.42	19.00
		50	0	18.46	18.53	18.53	19.00
		50	25	18.54	18.55	18.53	19.00
		50	50	18.55	18.49	18.51	19.00
		100	0	18.54	18.52	18.44	19.00
	16QAM	1	0	18.51	18.51	18.46	19.00
		1	50	18.47	18.66	18.40	19.00
		1	99	18.57	18.46	18.35	19.00
		50	0	18.56	18.46	18.54	19.00
		50	25	18.44	18.49	18.49	19.00
		50	50	18.40	18.53	18.53	19.00
		100	0	18.52	18.49	18.42	19.00
	64QAM	1	0	18.66	18.49	18.52	19.00
		1	50	18.33	18.37	18.39	19.00
		1	99	18.50	18.38	18.38	19.00
		50	0	18.53	18.48	18.40	19.00
		50	25	18.43	18.46	18.46	19.00
		50	50	18.42	18.43	18.40	19.00
		100	0	18.45	18.48	18.53	19.00



LTE FDD Band 2 (Hotspot Off+Sensor On)				Conducted Power(dBm)			
Bandwidth	Modulation	RB size	RB offset	Channel/Frequency (MHz)			Tune-up Limit
				18607/1850.7	18900/1880	19193/1909.3	
1.4MHz	QPSK	1	0	22.49	22.44	22.44	23.00
		1	2	22.23	22.43	22.29	23.00
		1	5	22.48	22.36	22.35	23.00
		3	0	22.39	22.58	22.42	23.00
		3	2	22.41	22.47	22.45	23.00
		3	3	22.39	22.39	22.49	23.00
		6	0	22.42	22.48	22.47	23.00
	16QAM	1	0	22.29	22.33	22.36	23.00
		1	2	22.18	22.40	22.35	23.00
		1	5	22.26	22.32	22.36	23.00
		3	0	22.36	22.29	22.45	23.00
		3	2	22.29	22.28	22.40	23.00
		3	3	22.32	22.38	22.34	23.00
		6	0	21.20	21.48	21.44	22.00
	64QAM	1	0	21.99	22.00	21.97	22.50
		1	2	22.09	21.87	22.15	22.50
		1	5	21.94	21.92	22.05	22.50
		3	0	22.06	22.02	21.98	22.50
		3	2	21.96	21.90	21.98	22.50
		3	3	21.97	21.99	22.05	22.50
		6	0	21.06	21.10	21.12	21.50
Bandwidth	Modulation	RB size	RB offset	Channel/Frequency (MHz)			Tune-up Limit
				18615/1851.5	18900/1880	19185/1908.5	
3MHz	QPSK	1	0	22.47	22.46	22.41	23.00
		1	7	22.24	22.44	22.28	23.00
		1	14	22.45	22.40	22.37	23.00
		8	0	22.32	22.57	22.41	23.00
		8	4	22.41	22.41	22.45	23.00
		8	7	22.35	22.35	22.48	23.00
		15	0	22.44	22.50	22.46	23.00
	16QAM	1	0	22.29	22.31	22.34	23.00
		1	7	22.20	22.41	22.33	23.00
		1	14	22.24	22.34	22.33	23.00
		8	0	21.45	21.38	21.52	22.00
		8	4	21.34	21.43	21.50	22.00
		8	7	21.40	21.44	21.45	22.00
		15	0	21.19	21.47	21.46	22.00
	64QAM	1	0	22.01	22.00	21.96	22.50
		1	7	21.98	21.77	22.08	22.50



		1	14	21.85	21.84	22.04	22.50
		8	0	21.04	21.01	20.95	21.50
		8	4	20.96	20.89	20.94	21.50
		8	7	20.93	20.99	21.02	21.50
		15	0	20.97	21.00	21.00	21.50
Bandwidth	Modulation	RB size	RB offset	Channel/Frequency (MHz)			Tune-up Limit
				18625/1852.5	18900/1880	19175/1907.5	
5MHz	QPSK	1	0	22.48	22.46	22.43	23.00
		1	13	22.24	22.44	22.30	23.00
		1	24	22.48	22.36	22.35	23.00
		12	0	22.36	22.55	22.41	23.00
		12	6	22.41	22.43	22.42	23.00
		12	13	22.37	22.38	22.45	23.00
		25	0	22.43	22.51	22.48	23.00
	16QAM	1	0	22.29	22.31	22.36	23.00
		1	13	22.18	22.43	22.36	23.00
		1	24	22.25	22.34	22.35	23.00
		12	0	21.45	21.38	21.54	22.00
		12	6	21.37	21.36	21.48	22.00
		12	13	21.39	21.45	21.43	22.00
		25	0	21.21	21.48	21.42	22.00
	64QAM	1	0	21.99	21.98	21.97	22.50
		1	13	22.09	21.90	22.16	22.50
		1	24	21.93	21.94	22.14	22.50
		12	0	21.15	21.11	21.07	21.50
		12	6	21.04	20.98	21.06	21.50
		12	13	21.04	21.06	21.14	21.50
		25	0	21.07	21.10	21.10	21.50
Bandwidth	Modulation	RB size	RB offset	Channel/Frequency (MHz)			Tune-up Limit
				18650/1855	18900/1880	19150/1905	
10MHz	QPSK	1	0	22.50	22.47	22.46	23.00
		1	25	22.27	22.49	22.34	23.00
		1	49	22.50	22.40	22.38	23.00
		25	0	22.39	22.60	22.45	23.00
		25	13	22.44	22.48	22.46	23.00
		25	25	22.39	22.42	22.50	23.00
		50	0	22.51	22.53	22.52	23.00
	16QAM	1	0	22.31	22.34	22.38	23.00
		1	25	22.21	22.47	22.39	23.00
		1	49	22.28	22.36	22.38	23.00
		25	0	21.48	21.43	21.58	22.00
		25	13	21.39	21.40	21.51	22.00
		25	25	21.42	21.50	21.47	22.00



	64QAM	50	0	21.24	21.53	21.46	22.00
		1	0	22.01	22.01	21.99	22.50
		1	25	22.02	21.84	22.09	22.50
		1	49	21.86	21.86	22.07	22.50
		25	0	21.08	21.06	21.01	21.50
		25	13	20.96	20.92	20.99	21.50
		25	25	20.97	21.01	21.08	21.50
		50	0	21.00	21.05	21.04	21.50
Bandwidth	Modulation	RB size	RB offset	Channel/Frequency (MHz)			Tune-up Limit
				18675/1857.5	18900/1880	19125/1902.5	
15MHz	QPSK	1	0	22.49	22.43	22.44	23.00
		1	38	22.25	22.48	22.31	23.00
		1	74	22.47	22.35	22.34	23.00
		36	0	22.37	22.56	22.42	23.00
		36	18	22.41	22.43	22.42	23.00
		36	39	22.36	22.39	22.46	23.00
		75	0	22.49	22.49	22.47	23.00
	16QAM	1	0	22.26	22.32	22.36	23.00
		1	38	22.19	22.44	22.37	23.00
		1	74	22.25	22.32	22.35	23.00
		36	0	21.45	21.41	21.55	22.00
		36	18	21.36	21.35	21.47	22.00
		36	39	21.40	21.46	21.44	22.00
		75	0	21.21	21.48	21.42	22.00
	64QAM	1	0	21.96	21.99	21.97	22.50
		1	38	22.10	21.91	22.17	22.50
		1	74	21.93	21.92	22.14	22.50
		36	0	21.15	21.14	21.08	21.50
		36	18	21.03	20.97	21.05	21.50
		36	39	21.05	21.07	21.15	21.50
		75	0	21.07	21.10	21.10	21.50
Bandwidth	Modulation	RB size	RB offset	Channel/Frequency (MHz)			Tune-up Limit
				18700/1860	18900/1880	19100/1900	
20MHz	QPSK	1	0	22.46	22.39	22.41	23.00
		1	50	22.24	22.44	22.29	23.00
		1	99	22.45	22.34	22.31	23.00
		50	0	22.34	22.51	22.38	23.00
		50	25	22.39	22.39	22.39	23.00
		50	50	22.33	22.34	22.42	23.00
		100	0	22.46	22.44	22.43	23.00
	16QAM	1	0	22.24	22.28	22.31	23.00
		1	50	22.15	22.42	22.33	23.00
		1	99	22.23	22.29	22.33	23.00



		50	0	21.42	21.37	21.52	22.00
		50	25	21.33	21.33	21.44	22.00
		50	50	21.37	21.41	21.40	22.00
		100	0	21.19	21.44	21.39	22.00
	64QAM	1	0	21.94	21.95	21.92	22.50
		1	50	22.06	21.89	22.13	22.50
		1	99	21.91	21.89	22.12	22.50
		50	0	21.12	21.10	21.05	21.50
		50	25	21.00	20.95	21.02	21.50
		50	50	21.02	21.02	21.11	21.50
		100	0	21.05	21.06	21.07	21.50

LTE FDD Band 4 (REC On/Off, Hotspot Off)				Conducted Power(dBm)			
Bandwidth	Modulation	RB size	RB offset	Channel/Frequency (MHz)			Tune-up Limit
				19957/1710.7	20175/1732.5	20393/1754.3	
1.4MHz	QPSK	1	0	23.55	23.45	23.40	24.00
		1	2	23.35	23.31	23.27	24.00
		1	5	23.18	23.09	23.29	24.00
		3	0	23.27	23.31	23.18	24.00
		3	2	23.19	23.19	23.22	24.00
		3	3	23.17	23.18	23.32	24.00
		6	0	22.35	22.26	22.34	23.00
	16QAM	1	0	22.61	22.53	22.66	23.00
		1	2	22.40	22.25	22.43	23.00
		1	5	22.45	22.21	22.39	23.00
		3	0	22.28	22.16	21.97	23.00
		3	2	22.23	22.11	21.90	23.00
		3	3	22.16	22.14	21.82	23.00
		6	0	21.05	21.09	20.85	22.00
	64QAM	1	0	21.86	22.05	21.91	22.50
		1	2	21.81	22.11	21.82	22.50
		1	5	21.80	21.79	21.68	22.50
		3	0	21.47	21.34	21.41	22.50
		3	2	21.27	21.29	21.25	22.50
		3	3	21.33	21.19	21.24	22.50
		6	0	20.42	20.47	20.38	21.00
Bandwidth	Modulation	RB size	RB offset	Channel/Frequency (MHz)			Tune-up Limit
				19965/1711.5	20175/1732.5	20385/1753.5	
3MHz	QPSK	1	0	23.55	23.51	23.47	24.00
		1	7	23.42	23.39	23.29	24.00
		1	14	23.20	23.10	23.39	24.00
		8	0	22.39	22.40	22.24	23.00



		8	4	22.33	22.27	22.32	23.00
		8	7	22.25	22.26	22.38	23.00
		15	0	22.40	22.33	22.39	23.00
	16QAM	1	0	22.60	22.54	22.67	23.00
		1	7	22.39	22.35	22.49	23.00
		1	14	22.52	22.27	22.36	23.00
		8	0	21.37	21.32	21.08	22.00
		8	4	21.30	21.20	21.06	22.00
		8	7	21.28	21.25	20.94	22.00
	64QAM	15	0	21.02	21.10	20.89	22.00
		1	0	21.91	22.10	21.87	22.50
		1	7	21.86	22.20	21.84	22.50
		1	14	21.80	21.77	21.67	22.50
		8	0	20.56	20.51	20.56	21.00
		8	4	20.15	20.37	20.35	21.00
8		7	20.46	20.33	20.34	21.00	
		15	0	20.39	20.52	20.39	21.00
Bandwidth	Modulation	RB size	RB offset	Channel/Frequency (MHz)			Tune-up Limit
				19975/1712.5	20175/1732.5	20375/1752.5	
5MHz	QPSK	1	0	23.54	23.47	23.39	24.00
		1	13	23.36	23.32	23.28	24.00
		1	24	23.18	23.09	23.29	24.00
		12	0	22.34	22.38	22.27	23.00
		12	6	22.29	22.25	22.29	23.00
		12	13	22.25	22.27	22.38	23.00
		25	0	22.36	22.29	22.35	23.00
	16QAM	1	0	22.61	22.51	22.66	23.00
		1	13	22.40	22.28	22.44	23.00
		1	24	22.44	22.23	22.38	23.00
		12	0	21.37	21.25	21.06	22.00
		12	6	21.31	21.19	20.98	22.00
		12	13	21.23	21.21	20.91	22.00
		25	0	21.06	21.09	20.83	22.00
	64QAM	1	0	21.86	22.03	21.91	22.50
		1	13	21.81	22.14	21.83	22.50
		1	24	21.79	21.81	21.67	22.50
		12	0	20.56	20.43	20.50	21.00
		12	6	20.35	20.37	20.33	21.00
		12	13	20.40	20.26	20.33	21.00
		25	0	20.43	20.47	20.36	21.00
Bandwidth	Modulation	RB size	RB offset	Channel/Frequency (MHz)			Tune-up Limit
				20000/1715	20175/1732.5	20350/1750	
10MHz	QPSK	1	0	23.56	23.48	23.42	24.00



		1	25	23.39	23.37	23.32	24.00		
		1	49	23.20	23.13	23.32	24.00		
		25	0	22.37	22.43	22.31	23.00		
		25	13	22.32	22.30	22.33	23.00		
		25	25	22.27	22.31	22.43	23.00		
		50	0	22.44	22.31	22.39	23.00		
	16QAM	1	0	22.63	22.54	22.68	23.00		
		1	25	22.43	22.32	22.47	23.00		
		1	49	22.47	22.25	22.41	23.00		
		25	0	21.40	21.30	21.10	22.00		
		25	13	21.33	21.23	21.01	22.00		
		25	25	21.26	21.26	20.95	22.00		
	64QAM	50	0	21.09	21.14	20.87	22.00		
		1	0	21.88	22.06	21.93	22.50		
		1	25	21.84	22.18	21.86	22.50		
		1	49	21.82	21.83	21.70	22.50		
		25	0	20.59	20.48	20.54	21.00		
		25	13	20.37	20.41	20.36	21.00		
	15MHz	QPSK	25	25	20.43	20.31	20.37	21.00	
			50	0	20.46	20.52	20.40	21.00	
							Channel/Frequency (MHz)		
				20025/1717.5	20175/1732.5	20325/1747.5	Tune-up Limit		
			QPSK	1	0	23.55	23.44	23.40	24.00
				1	38	23.37	23.36	23.29	24.00
		1		74	23.17	23.08	23.28	24.00	
		36		0	22.35	22.39	22.28	23.00	
		36		18	22.29	22.25	22.29	23.00	
		36		39	22.24	22.28	22.39	23.00	
		75		0	22.42	22.27	22.34	23.00	
		16QAM	1	0	22.58	22.52	22.66	23.00	
			1	38	22.41	22.29	22.45	23.00	
			1	74	22.44	22.21	22.38	23.00	
			36	0	21.37	21.28	21.07	22.00	
			36	18	21.30	21.18	20.97	22.00	
			36	39	21.24	21.22	20.92	22.00	
			75	0	21.06	21.09	20.83	22.00	
		64QAM	1	0	21.83	22.04	21.91	22.50	
			1	38	21.82	22.15	21.84	22.50	
	1		74	21.79	21.79	21.67	22.50		
	36		0	20.56	20.46	20.51	21.00		
	36		18	20.34	20.36	20.32	21.00		
	36		39	20.41	20.27	20.34	21.00		
	75		0	20.43	20.47	20.36	21.00		



Bandwidth	Modulation	RB size	RB offset	Channel/Frequency (MHz)			Tune-up Limit
				20050/1720	20175/1732.5	20300/1745	
20MHz	QPSK	1	0	23.52	23.4	23.37	24.00
		1	50	23.36	23.32	23.27	24.00
		1	99	23.15	23.07	23.25	24.00
		50	0	22.32	22.34	22.24	23.00
		50	25	22.27	22.21	22.26	23.00
		50	50	22.21	22.23	22.35	23.00
		100	0	22.38	22.22	22.30	23.00
	16QAM	1	0	22.56	22.48	22.61	23.00
		1	50	22.37	22.27	22.41	23.00
		1	99	22.42	22.18	22.36	23.00
		50	0	21.34	21.24	21.04	22.00
		50	25	21.27	21.16	20.94	22.00
		50	50	21.21	21.17	20.88	22.00
		100	0	21.04	21.05	20.80	22.00
	64QAM	1	0	21.81	22.00	21.86	22.50
		1	50	21.78	22.13	21.80	22.50
		1	99	21.77	21.76	21.65	22.50
		50	0	20.53	20.42	20.48	21.00
		50	25	20.31	20.34	20.29	21.00
		50	50	20.38	20.22	20.30	21.00
		100	0	20.41	20.43	20.33	21.00

LTE FDD Band 4 (REC On/Off, Hotspot On)				Conducted Power(dBm)			
Bandwidth	Modulation	RB size	RB offset	Channel/Frequency (MHz)			Tune-up Limit
				19957/1710.7	20175/1732.5	20393/1754.3	
1.4MHz	QPSK	1	0	18.25	18.13	18.10	18.50
		1	2	17.93	18.00	17.91	18.50
		1	5	17.90	17.89	17.87	18.50
		3	0	17.95	17.90	17.85	18.50
		3	2	17.96	17.90	17.84	18.50
		3	3	17.78	17.78	18.02	18.50
		6	0	17.89	17.96	17.91	18.50
	16QAM	1	0	18.14	18.15	18.11	18.50
		1	2	17.91	17.90	18.13	18.50
		1	5	18.14	17.82	17.87	18.50
		3	0	17.95	17.94	17.92	18.50
		3	2	17.90	17.79	17.84	18.50
		3	3	17.72	17.77	17.80	18.50
		6	0	17.76	17.78	17.72	18.50
	64QAM	1	0	18.04	18.11	17.92	18.50



Bandwidth	Modulation	RB size	RB offset	Channel/Frequency (MHz)			Tune-up Limit	
				19965/1711.5	20175/1732.5	20385/1753.5		
		1	2	17.75	17.60	17.77	18.50	
		1	5	17.88	17.55	17.73	18.50	
		3	0	17.78	17.77	17.77	18.50	
		3	2	17.62	17.73	17.67	18.50	
		3	3	17.78	17.81	17.73	18.50	
		6	0	17.74	17.80	17.74	18.50	
3MHz	QPSK	1	0	18.25	18.08	18.04	18.50	
		1	7	17.87	17.92	17.90	18.50	
		1	14	17.90	17.93	17.79	18.50	
		8	0	17.90	17.88	17.88	18.50	
		8	4	17.91	17.87	17.84	18.50	
		8	7	17.77	17.74	18.01	18.50	
		15	0	17.78	17.87	17.83	18.50	
	16QAM	1	0	18.17	18.13	18.09	18.50	
		1	7	17.91	17.81	18.07	18.50	
		1	14	18.07	17.77	17.92	18.50	
		8	0	17.93	17.86	17.89	18.50	
		8	4	17.92	17.82	17.78	18.50	
		8	7	17.67	17.73	17.77	18.50	
		15	0	17.79	17.76	17.69	18.50	
	64QAM	1	0	18.01	18.05	17.95	18.50	
		1	7	17.69	17.52	17.75	18.50	
		1	14	17.88	17.58	17.76	18.50	
		8	0	17.76	17.68	17.70	18.50	
		8	4	17.83	17.77	17.67	18.50	
		8	7	17.72	17.74	17.72	18.50	
		15	0	17.77	17.74	17.74	18.50	
	Bandwidth	Modulation	RB size	RB offset	Channel/Frequency (MHz)			Tune-up Limit
					19975/1712.5	20175/1732.5	20375/1752.5	
	5MHz	QPSK	1	0	18.22	18.06	18.00	18.50
1			13	17.85	17.88	17.87	18.50	
1			24	17.87	17.88	17.75	18.50	
12			0	17.87	17.83	17.84	18.50	
12			6	17.89	17.83	17.79	18.50	
12			13	17.75	17.72	17.97	18.50	
25			0	17.76	17.86	17.81	18.50	
16QAM		1	0	18.14	18.09	18.06	18.50	
		1	13	17.88	17.79	18.04	18.50	
		1	24	18.04	17.75	17.88	18.50	
		12	0	17.91	17.82	17.86	18.50	
		12	6	17.89	17.77	17.74	18.50	



Bandwidth	Modulation	RB size	RB offset	Channel/Frequency (MHz)			Tune-up Limit
				20000/1715	20175/1732.5	20350/1750	
	64QAM	12	13	17.64	17.68	17.73	18.50
		25	0	17.77	17.72	17.64	18.50
		1	0	17.98	18.01	17.92	18.50
		1	13	17.66	17.50	17.72	18.50
		1	24	17.85	17.56	17.72	18.50
		12	0	17.74	17.64	17.67	18.50
		12	6	17.80	17.72	17.63	18.50
		12	13	17.69	17.69	17.68	18.50
		25	0	17.75	17.70	17.69	18.50
10MHz	QPSK	1	0	18.24	18.07	18.03	18.50
		1	25	17.88	17.93	17.91	18.50
		1	49	17.89	17.92	17.78	18.50
		25	0	17.90	17.88	17.88	18.50
		25	13	17.92	17.88	17.83	18.50
		25	25	17.77	17.76	18.02	18.50
		50	0	17.84	17.88	17.85	18.50
	16QAM	1	0	18.16	18.12	18.08	18.50
		1	25	17.91	17.83	18.07	18.50
		1	49	18.07	17.77	17.91	18.50
		25	0	17.94	17.87	17.90	18.50
		25	13	17.91	17.81	17.77	18.50
		25	25	17.67	17.73	17.77	18.50
		50	0	17.80	17.77	17.68	18.50
	64QAM	1	0	18.00	18.04	17.94	18.50
		1	25	17.69	17.54	17.75	18.50
		1	49	17.88	17.58	17.75	18.50
		25	0	17.77	17.69	17.71	18.50
		25	13	17.82	17.76	17.66	18.50
		25	25	17.72	17.74	17.72	18.50
		50	0	17.78	17.75	17.73	18.50
Bandwidth	Modulation	RB size	RB offset	Channel/Frequency (MHz)			Tune-up Limit
				20025/1717.5	20175/1732.5	20325/1747.5	
15MHz	QPSK	1	0	18.23	18.03	18.01	18.50
		1	38	17.86	17.92	17.88	18.50
		1	74	17.86	17.87	17.74	18.50
		36	0	17.88	17.84	17.85	18.50
		36	18	17.89	17.83	17.79	18.50
		36	39	17.74	17.73	17.98	18.50
		75	0	17.82	17.84	17.80	18.50
	16QAM	1	0	18.11	18.10	18.06	18.50
		1	38	17.89	17.80	18.05	18.50



Bandwidth	Modulation	RB size	RB offset	Channel/Frequency (MHz)			Tune-up Limit	
				20050/1720	20175/1732.5	20300/1745		
		1	74	18.04	17.73	17.88	18.50	
		36	0	17.91	17.85	17.87	18.50	
		36	18	17.88	17.76	17.73	18.50	
		36	39	17.65	17.69	17.74	18.50	
		75	0	17.77	17.72	17.64	18.50	
	64QAM	1	0	17.95	18.02	17.92	18.50	
		1	38	17.67	17.51	17.73	18.50	
		1	74	17.85	17.54	17.72	18.50	
		36	0	17.74	17.67	17.68	18.50	
		36	18	17.79	17.71	17.62	18.50	
		36	39	17.70	17.70	17.69	18.50	
		75	0	17.75	17.70	17.69	18.50	
	20MHz	QPSK	1	0	18.20	17.99	17.98	18.50
			1	50	17.85	17.88	17.86	18.50
1			99	17.84	17.86	17.71	18.50	
50			0	17.85	17.79	17.81	18.50	
50			25	17.87	17.79	17.76	18.50	
50			50	17.71	17.68	17.94	18.50	
100			0	17.79	17.79	17.76	18.50	
16QAM		1	0	18.09	18.06	18.01	18.50	
		1	50	17.85	17.78	18.01	18.50	
		1	99	18.02	17.70	17.86	18.50	
		50	0	17.88	17.81	17.84	18.50	
		50	25	17.85	17.74	17.70	18.50	
		50	50	17.62	17.64	17.70	18.50	
		100	0	17.75	17.68	17.61	18.50	
64QAM		1	0	17.93	17.98	17.87	18.50	
		1	50	17.63	17.49	17.69	18.50	
		1	99	17.83	17.51	17.70	18.50	
		50	0	17.71	17.63	17.65	18.50	
		50	25	17.76	17.69	17.59	18.50	
		50	50	17.67	17.65	17.65	18.50	
		100	0	17.73	17.66	17.66	18.50	

LTE FDD Band 4 (Hotspot Off+Sensor On)				Conducted Power(dBm)			
Bandwidth	Modulation	RB size	RB offset	Channel/Frequency (MHz)			Tune-up Limit
				19957/1710.7	20175/1732.5	20393/1754.3	
1.4MHz	QPSK	1	0	21.27	21.34	21.27	22.00
		1	2	21.15	21.21	21.11	22.00
		1	5	21.12	21.14	21.24	22.00



		3	0	21.17	21.10	21.06	22.00	
		3	2	21.15	21.09	21.17	22.00	
		3	3	20.99	20.94	21.19	22.00	
		6	0	21.25	21.25	21.17	22.00	
	16QAM	1	0	21.12	21.38	21.18	22.00	
		1	2	21.12	21.43	21.19	22.00	
		1	5	21.36	21.27	20.96	22.00	
		3	0	21.12	21.14	21.15	22.00	
		3	2	20.98	20.95	21.20	22.00	
		3	3	21.09	21.07	21.08	22.00	
	64QAM	6	0	20.93	21.10	21.02	22.00	
		1	0	21.06	21.03	20.92	22.00	
		1	2	21.01	20.92	20.98	22.00	
		1	5	20.93	20.83	20.86	22.00	
		3	0	20.91	21.04	20.91	22.00	
		3	2	20.59	20.86	20.86	22.00	
		3	3	20.96	20.93	20.80	22.00	
		6	0	20.56	20.74	20.51	21.00	
Bandwidth		Modulation	RB size	RB offset	Channel/Frequency (MHz)			Tune-up Limit
					19965/1711.5	20175/1732.5	20385/1753.5	
3MHz		QPSK	1	0	21.27	21.29	21.21	22.00
			1	7	21.09	21.13	21.10	22.00
	1		14	21.12	21.18	21.16	22.00	
	8		0	21.12	21.08	21.09	22.00	
	8		4	21.10	21.06	21.17	22.00	
	8		7	20.98	20.90	21.18	22.00	
	15		0	21.14	21.16	21.09	22.00	
	16QAM	1	0	21.15	21.36	21.16	22.00	
		1	7	21.12	21.34	21.13	22.00	
		1	14	21.29	21.22	21.01	22.00	
		8	0	21.10	21.06	21.12	22.00	
		8	4	21.00	20.98	21.14	22.00	
		8	7	21.04	21.03	21.05	22.00	
		15	0	20.96	21.08	20.99	22.00	
	64QAM	1	0	21.03	20.97	20.95	22.00	
		1	7	20.95	20.84	20.96	22.00	
		1	14	20.93	20.86	20.89	22.00	
		8	0	20.61	20.69	20.57	21.00	
		8	4	20.50	20.62	20.57	21.00	
		8	7	20.60	20.58	20.52	21.00	
		15	0	20.59	20.68	20.51	21.00	



Bandwidth	Modulation	RB size	RB offset	Channel/Frequency (MHz)			Tune-up Limit
				19975/1712.5	20175/1732.5	20375/1752.5	
5MHz	QPSK	1	0	21.22	21.29	21.21	22.00
		1	13	21.11	21.12	21.05	22.00
		1	24	21.08	21.09	21.18	22.00
		12	0	21.11	21.00	20.98	22.00
		12	6	21.10	21.00	21.10	22.00
		12	13	20.94	20.85	21.10	22.00
		25	0	21.14	21.18	21.09	22.00
	16QAM	1	0	21.08	21.31	21.11	22.00
		1	13	21.05	21.37	21.12	22.00
		1	24	21.31	21.22	20.91	22.00
		12	0	21.06	21.05	21.08	22.00
		12	6	20.93	20.89	21.14	22.00
		12	13	21.03	20.97	21.00	22.00
		25	0	20.88	21.01	20.95	22.00
	64QAM	1	0	21.02	20.96	20.85	22.00
		1	13	20.94	20.86	20.91	22.00
		1	24	20.88	20.78	20.81	22.00
		12	0	20.57	20.69	20.57	21.00
		12	6	20.24	20.52	20.51	21.00
		12	13	20.60	20.55	20.45	21.00
		25	0	20.51	20.65	20.44	21.00
Bandwidth	Modulation	RB size	RB offset	Channel/Frequency (MHz)			Tune-up Limit
				20000/1715	20175/1732.5	20350/1750	
10MHz	QPSK	1	0	21.26	21.28	21.20	22.00
		1	25	21.10	21.14	21.11	22.00
		1	49	21.11	21.17	21.15	22.00
		25	0	21.12	21.08	21.09	22.00
		25	13	21.11	21.07	21.16	22.00
		25	25	20.98	20.92	21.19	22.00
		50	0	21.20	21.17	21.11	22.00
	16QAM	1	0	21.14	21.35	21.15	22.00
		1	25	21.12	21.36	21.13	22.00
		1	49	21.29	21.22	21.00	22.00
		25	0	21.11	21.07	21.13	22.00
		25	13	20.99	20.97	21.13	22.00
		25	25	21.04	21.03	21.05	22.00
		50	0	20.97	21.09	20.98	22.00
	64QAM	1	0	21.02	20.96	20.94	22.00
		1	25	20.95	20.86	20.96	22.00
		1	49	20.93	20.86	20.88	22.00
		25	0	20.62	20.70	20.58	21.00



Bandwidth	Modulation	RB size	RB offset	Channel/Frequency (MHz)			Tune-up Limit	
				20025/1717.5	20175/1732.5	20325/1747.5		
		25	13	20.49	20.61	20.56	21.00	
		25	25	20.60	20.58	20.52	21.00	
		50	0	20.60	20.69	20.50	21.00	
15MHz	QPSK	1	0	21.25	21.24	21.18	22.00	
		1	38	21.08	21.13	21.08	22.00	
		1	74	21.08	21.12	21.11	22.00	
		36	0	21.10	21.04	21.06	22.00	
		36	18	21.08	21.02	21.12	22.00	
		36	39	20.95	20.89	21.15	22.00	
		75	0	21.18	21.13	21.06	22.00	
	16QAM	1	0	21.09	21.33	21.13	22.00	
		1	38	21.10	21.33	21.11	22.00	
		1	74	21.26	21.18	20.97	22.00	
		36	0	21.08	21.05	21.10	22.00	
		36	18	20.96	20.92	21.09	22.00	
		36	39	21.02	20.99	21.02	22.00	
		75	0	20.94	21.04	20.94	22.00	
	64QAM	1	0	20.97	20.94	20.92	22.00	
		1	38	20.93	20.83	20.94	22.00	
		1	74	20.90	20.82	20.85	22.00	
		36	0	20.59	20.68	20.55	21.00	
		36	18	20.46	20.56	20.52	21.00	
		36	39	20.58	20.54	20.49	21.00	
		75	0	20.57	20.64	20.46	21.00	
	Bandwidth	Modulation	RB size	RB offset	Channel/Frequency (MHz)			Tune-up Limit
					20050/1720	20175/1732.5	20300/1745	
	20MHz	QPSK	1	0	21.22	21.2	21.15	22.00
1			50	21.07	21.09	21.06	22.00	
1			99	21.06	21.11	21.08	22.00	
50			0	21.07	20.99	21.02	22.00	
50			25	21.06	20.98	21.09	22.00	
50			50	20.92	20.84	21.11	22.00	
100			0	21.15	21.08	21.02	22.00	
16QAM		1	0	21.07	21.29	21.08	22.00	
		1	50	21.06	21.31	21.07	22.00	
		1	99	21.24	21.15	20.95	22.00	
		50	0	21.05	21.01	21.07	22.00	
		50	25	20.93	20.90	21.06	22.00	
		50	50	20.99	20.94	20.98	22.00	
		100	0	20.92	21.00	20.91	22.00	
64QAM		1	0	20.95	20.90	20.87	22.00	



		1	50	20.89	20.81	20.90	22.00
		1	99	20.88	20.79	20.83	22.00
		50	0	20.56	20.64	20.52	21.00
		50	25	20.43	20.54	20.49	21.00
		50	50	20.55	20.49	20.45	21.00
		100	0	20.55	20.60	20.43	21.00

LTE FDD Band 5 (REC On/Off)				Conducted Power(dBm)			
Bandwidth	Modulation	RB size	RB offset	Channel/Frequency (MHz)			Tune-up Limit
				20407/824.7	20525/836.5	20643/848.3	
1.4MHz	QPSK	1	0	23.16	23.10	23.07	24.00
		1	2	23.13	22.96	23.02	24.00
		1	5	23.04	23.10	23.09	24.00
		3	0	23.09	23.11	23.01	24.00
		3	2	23.07	23.15	23.08	24.00
		3	3	22.98	23.10	22.98	24.00
		6	0	21.97	22.07	22.07	23.00
	16QAM	1	0	22.15	22.23	22.28	23.00
		1	2	22.08	22.02	22.23	23.00
		1	5	22.06	22.09	22.18	23.00
		3	0	21.88	21.91	21.89	23.00
		3	2	21.94	21.93	21.93	23.00
		3	3	21.96	21.93	21.99	23.00
		6	0	21.06	20.99	20.98	22.00
	64QAM	1	0	22.18	22.09	22.02	22.50
		1	2	21.93	21.79	21.70	22.50
		1	5	21.88	22.18	22.05	22.50
		3	0	21.62	21.68	21.56	22.50
		3	2	21.60	21.69	21.64	22.50
		3	3	21.60	21.70	21.68	22.50
		6	0	20.73	20.81	20.69	21.00
Bandwidth	Modulation	RB size	RB offset	Channel/Frequency (MHz)			Tune-up Limit
				20415/825.5	20525/836.5	20635/847.5	
3MHz	QPSK	1	0	23.06	22.95	22.92	24.00
		1	7	22.99	22.91	22.91	24.00
		1	14	22.93	22.95	22.97	24.00
		8	0	22.02	22.10	21.97	23.00
		8	4	22.07	22.10	22.02	23.00
		8	7	21.92	22.11	21.91	23.00
		15	0	21.92	21.97	22.01	23.00
	16QAM	1	0	22.01	22.11	22.12	23.00
		1	7	21.93	21.98	22.11	23.00



		1	14	21.95	21.94	22.05	23.00
		8	0	20.83	20.92	20.85	22.00
		8	4	20.89	20.87	20.89	22.00
		8	7	20.92	20.93	20.98	22.00
		15	0	20.96	20.89	20.89	22.00
	64QAM	1	0	22.04	21.97	21.86	22.50
		1	7	21.83	21.70	21.57	22.50
		1	14	21.74	22.10	21.89	22.50
		8	0	20.60	20.67	20.58	21.00
		8	4	20.54	20.68	20.57	21.00
		8	7	20.57	20.66	20.66	21.00
		15	0	20.61	20.73	20.53	21.00
	Bandwidth	Modulation	RB size	RB offset	Channel/Frequency (MHz)		
20425/826.5					20525/836.5	20625/846.5	
5MHz	QPSK	1	0	23.05	22.91	22.90	24.00
		1	13	22.97	22.90	22.88	24.00
		1	24	22.90	22.90	22.93	24.00
		12	0	22.00	22.06	21.94	23.00
		12	6	22.04	22.05	21.98	23.00
		12	13	21.89	22.08	21.87	23.00
		25	0	21.90	21.93	21.96	23.00
	16QAM	1	0	21.96	22.09	22.10	23.00
		1	13	21.91	21.95	22.09	23.00
		1	24	21.92	21.90	22.02	23.00
		12	0	20.80	20.90	20.82	22.00
		12	6	20.86	20.82	20.85	22.00
		12	13	20.90	20.89	20.95	22.00
		25	0	20.93	20.84	20.85	22.00
	64QAM	1	0	21.99	21.95	21.84	22.50
		1	13	21.81	21.67	21.55	22.50
		1	24	21.71	22.06	21.86	22.50
		12	0	20.57	20.65	20.55	21.00
		12	6	20.51	20.63	20.53	21.00
		12	13	20.55	20.62	20.63	21.00
		25	0	20.58	20.68	20.49	21.00
Bandwidth	Modulation	RB size	RB offset	Channel/Frequency (MHz)			Tune-up Limit
				20450/829	20525/836.5	20600/844	
10MHz	QPSK	1	0	22.97	22.94	22.90	24.00
		1	25	23.02	22.79	22.86	24.00
		1	49	22.86	22.91	22.92	24.00
		25	0	21.96	21.96	21.91	23.00
		25	13	22.04	22.06	21.98	23.00
		25	25	21.84	21.97	21.85	23.00



	16QAM	50	0	21.90	21.87	21.84	23.00
		1	0	21.94	22.03	22.10	23.00
		1	25	21.93	21.87	22.04	23.00
		1	49	21.85	21.88	21.99	23.00
		25	0	20.83	20.88	20.82	22.00
		25	13	20.82	20.80	20.81	22.00
		25	25	20.89	20.81	20.92	22.00
		50	0	20.90	20.77	20.77	22.00
	64QAM	1	0	21.94	21.87	21.80	22.50
		1	25	21.77	21.64	21.55	22.50
		1	49	21.67	21.97	21.86	22.50
		25	0	20.56	20.65	20.49	21.00
		25	13	20.46	20.56	20.52	21.00
		25	25	20.54	20.57	20.56	21.00
		50	0	20.56	20.62	20.51	21.00

LTE FDD Band 7 (REC On/Off, Hotspot Off)				Conducted Power(dBm)			
Bandwidth	Modulation	RB size	RB offset	Channel/Frequency (MHz)			Tune-up Limit
				20775/2502.5	21100/2535	21425/2567.5	
5MHz	QPSK	1	0	23.52	23.44	23.24	24.00
		1	13	23.40	23.30	23.13	24.00
		1	24	23.49	23.29	23.30	24.00
		12	0	22.39	22.38	22.25	23.00
		12	6	22.38	22.34	22.19	23.00
		12	13	22.40	22.36	22.30	23.00
		25	0	22.37	22.42	22.36	23.00
	16QAM	1	0	22.40	22.78	22.53	23.00
		1	13	22.33	22.63	22.25	23.00
		1	24	22.56	22.60	22.49	23.00
		12	0	21.34	21.31	21.30	22.00
		12	6	21.30	21.22	21.18	22.00
		12	13	21.33	21.30	21.39	22.00
		25	0	21.36	21.33	21.16	22.00
	64QAM	1	0	21.56	21.81	21.81	22.00
		1	13	21.54	21.70	21.39	22.00
		1	24	21.67	21.73	21.61	22.00
		12	0	20.59	20.50	20.35	21.00
		12	6	20.50	20.62	20.38	21.00
		12	13	20.42	20.51	20.37	21.00
		25	0	20.49	20.62	20.39	21.00



Bandwidth	Modulation	RB size	RB offset	Channel/Frequency (MHz)			Tune-up Limit
				20800/2505	21100/2535	21400/2565	
10MHz	QPSK	1	0	23.58	23.43	23.29	24.00
		1	25	23.41	23.39	23.12	24.00
		1	49	23.57	23.32	23.31	24.00
		25	0	22.35	22.45	22.33	23.00
		25	13	22.39	22.41	22.27	23.00
		25	25	22.38	22.38	22.29	23.00
		50	0	22.47	22.46	22.44	23.00
	16QAM	1	0	22.40	22.77	22.50	23.00
		1	25	22.38	22.63	22.30	23.00
		1	49	22.53	22.67	22.53	23.00
		25	0	21.36	21.34	21.30	22.00
		25	13	21.36	21.22	21.22	22.00
		25	25	21.35	21.37	21.46	22.00
		50	0	21.40	21.32	21.16	22.00
	64QAM	1	0	21.51	21.86	21.87	22.00
		1	25	21.55	21.76	21.46	22.00
		1	49	21.66	21.73	21.58	22.00
		25	0	20.65	20.53	20.44	21.00
		25	13	20.50	20.43	20.43	21.00
		25	25	20.42	20.59	20.44	21.00
		50	0	20.56	20.61	20.39	21.00
Bandwidth	Modulation	RB size	RB offset	Channel/Frequency (MHz)			Tune-up Limit
				20825/2507.5	21100/2535	21375/2562.5	
15MHz	QPSK	1	0	23.53	23.41	23.25	24.00
		1	38	23.41	23.34	23.14	24.00
		1	74	23.48	23.28	23.29	24.00
		36	0	22.40	22.39	22.26	23.00
		36	18	22.38	22.34	22.19	23.00
		36	39	22.39	22.37	22.31	23.00
		75	0	22.43	22.40	22.35	23.00
	16QAM	1	0	22.37	22.79	22.53	23.00
		1	38	22.34	22.64	22.26	23.00
		1	74	22.56	22.58	22.49	23.00
		36	0	21.34	21.34	21.31	22.00
		36	18	21.29	21.21	21.17	22.00
		36	39	21.34	21.31	21.40	22.00
		75	0	21.36	21.33	21.16	22.00
	64QAM	1	0	21.53	21.82	21.81	22.00
		1	38	21.55	21.71	21.40	22.00
		1	74	21.67	21.71	21.61	22.00
		36	0	20.59	20.53	20.36	21.00



Bandwidth	Modulation	RB size	RB offset	Channel/Frequency (MHz)			Tune-up Limit
				20850/2510	21100/2535	21350/2560	
				36	18	20.49	
36	39	20.43	20.52	20.38	21.00		
75	0	20.49	20.62	20.39	21.00		
20MHz	QPSK	1	0	23.50	23.37	23.22	24.00
		1	50	23.40	23.30	23.12	24.00
		1	99	23.46	23.27	23.26	24.00
		50	0	22.37	22.34	22.22	23.00
		50	25	22.36	22.30	22.16	23.00
		50	50	22.36	22.32	22.27	23.00
		100	0	22.40	22.35	22.31	23.00
	16QAM	1	0	22.35	22.75	22.48	23.00
		1	50	22.30	22.62	22.22	23.00
		1	99	22.54	22.55	22.47	23.00
		50	0	21.31	21.30	21.28	22.00
		50	25	21.26	21.19	21.14	22.00
		50	50	21.31	21.26	21.36	22.00
		100	0	21.34	21.29	21.13	22.00
	64QAM	1	0	21.51	21.78	21.76	22.00
		1	50	21.51	21.69	21.36	22.00
		1	99	21.65	21.68	21.59	22.00
		50	0	20.56	20.49	20.33	21.00
		50	25	20.46	20.59	20.34	21.00
		50	50	20.40	20.47	20.34	21.00
		100	0	20.47	20.58	20.36	21.00

LTE FDD Band 7 (REC On/Off, Hotspot On)				Conducted Power(dBm)			Tune-up Limit
Bandwidth	Modulation	RB size	RB offset	Channel/Frequency (MHz)			
				20775/2502.5	21100/2535	21425/2567.5	
5MHz	QPSK	1	0	22.26	22.27	22.20	23.00
		1	13	22.20	22.09	22.07	23.00
		1	24	22.38	22.17	22.19	23.00
		12	0	22.25	22.22	22.26	23.00
		12	6	22.32	22.24	22.19	23.00
		12	13	22.20	22.20	22.07	23.00
		25	0	22.43	22.31	22.24	23.00
	16QAM	1	0	22.13	22.18	22.11	23.00
		1	13	22.12	22.12	22.21	23.00
		1	24	22.03	22.33	22.08	23.00
		12	0	21.42	21.35	21.27	22.00
		12	6	21.46	21.31	21.37	22.00



		12	13	21.28	21.36	21.37	22.00
		25	0	21.33	21.34	21.28	22.00
	64QAM	1	0	21.31	21.55	21.53	22.00
		1	13	21.51	21.54	21.48	22.00
		1	24	21.32	21.53	21.40	22.00
		12	0	20.61	20.49	20.40	21.00
		12	6	20.40	20.16	20.36	21.00
		12	13	20.39	20.46	20.37	21.00
		25	0	20.51	20.42	20.46	21.00
Bandwidth	Modulation	RB size	RB offset	Channel/Frequency (MHz)			Tune-up Limit
				20800/2505	21100/2535	21400/2565	
10MHz	QPSK	1	0	22.28	22.28	22.23	23.00
		1	25	22.23	22.14	22.11	23.00
		1	49	22.40	22.21	22.22	23.00
		25	0	22.28	22.27	22.30	23.00
		25	13	22.35	22.29	22.23	23.00
		25	25	22.22	22.24	22.12	23.00
		50	0	22.51	22.33	22.28	23.00
	16QAM	1	0	22.15	22.21	22.13	23.00
		1	25	22.15	22.16	22.24	23.00
		1	49	22.06	22.35	22.11	23.00
		25	0	21.45	21.40	21.31	22.00
		25	13	21.48	21.35	21.40	22.00
		25	25	21.31	21.41	21.41	22.00
		50	0	21.36	21.39	21.32	22.00
	64QAM	1	0	21.33	21.58	21.55	22.00
		1	25	21.54	21.58	21.51	22.00
		1	49	21.35	21.55	21.43	22.00
		25	0	20.64	20.54	20.44	21.00
		25	13	20.42	20.20	20.39	21.00
		25	25	20.42	20.51	20.41	21.00
		50	0	20.54	20.47	20.50	21.00
Bandwidth	Modulation	RB size	RB offset	Channel/Frequency (MHz)			Tune-up Limit
				20825/2507.5	21100/2535	21375/2562.5	
15MHz	QPSK	1	0	22.23	22.26	22.19	23.00
		1	38	22.23	22.09	22.13	23.00
		1	74	22.31	22.17	22.20	23.00
		36	0	22.33	22.21	22.23	23.00
		36	18	22.34	22.22	22.15	23.00
		36	39	22.23	22.23	22.14	23.00
		75	0	22.47	22.27	22.19	23.00
	16QAM	1	0	22.12	22.23	22.16	23.00
		1	38	22.11	22.17	22.20	23.00



		1	74	22.09	22.26	22.07	23.00
		36	0	21.43	21.40	21.32	22.00
		36	18	21.41	21.34	21.35	22.00
		36	39	21.30	21.35	21.35	22.00
		75	0	21.32	21.40	21.32	22.00
	64QAM	1	0	21.35	21.54	21.49	22.00
		1	38	21.54	21.53	21.45	22.00
		1	74	21.36	21.53	21.46	22.00
		36	0	20.58	20.54	20.36	21.00
		36	18	20.41	20.38	20.33	21.00
		36	39	20.43	20.44	20.35	21.00
		75	0	20.47	20.48	20.50	21.00
		Bandwidth	Modulation	RB size	RB offset	Channel/Frequency (MHz)	
20850/2510	21100/2535					21350/2560	
20MHz	QPSK	1	0	22.20	22.22	22.16	23.00
		1	50	22.22	22.05	22.11	23.00
		1	99	22.29	22.16	22.17	23.00
		50	0	22.30	22.16	22.19	23.00
		50	25	22.32	22.18	22.12	23.00
		50	50	22.20	22.18	22.10	23.00
		100	0	22.44	22.22	22.15	23.00
	16QAM	1	0	22.10	22.19	22.11	23.00
		1	50	22.07	22.15	22.16	23.00
		1	99	22.07	22.23	22.05	23.00
		50	0	21.40	21.36	21.29	22.00
		50	25	21.38	21.32	21.32	22.00
		50	50	21.27	21.30	21.31	22.00
		100	0	21.30	21.36	21.29	22.00
	64QAM	1	0	21.33	21.50	21.44	22.00
		1	50	21.50	21.51	21.41	22.00
		1	99	21.34	21.50	21.44	22.00
		50	0	20.55	20.50	20.33	21.00
		50	25	20.38	20.36	20.30	21.00
		50	50	20.40	20.39	20.31	21.00
		100	0	20.45	20.44	20.47	21.00

LTE FDD Band 7 (Hotspot Off+Sensor On)				Conducted Power(dBm)			
Bandwidth	Modulation	RB size	RB offset	Channel/Frequency (MHz)			Tune-up Limit
				20775/2502.5	21100/2535	21425/2567.5	
5MHz	QPSK	1	0	21.89	21.83	21.71	22.50
		1	13	21.72	21.77	21.54	22.50
		1	24	21.92	21.63	21.76	22.50



		12	0	21.70	21.75	21.71	22.50	
		12	6	21.76	21.78	21.74	22.50	
		12	13	21.71	21.73	21.69	22.50	
		25	0	21.78	21.79	21.77	22.50	
	16QAM	1	0	21.85	21.49	21.73	22.50	
		1	13	21.79	21.74	21.66	22.50	
		1	24	21.66	21.68	21.64	22.50	
		12	0	21.30	21.15	21.12	22.00	
		12	6	21.25	21.16	21.06	22.00	
		12	13	21.27	21.19	21.16	22.00	
		25	0	21.24	21.18	21.03	22.00	
		64QAM	1	0	21.37	21.05	21.32	22.00
	1		13	21.39	20.99	21.16	22.00	
	1		24	21.37	21.04	21.13	22.00	
	12		0	20.50	20.36	20.29	21.00	
	12		6	20.37	20.18	20.25	21.00	
	12		13	20.43	20.46	20.35	21.00	
	25		0	20.44	20.35	20.41	21.00	
	Bandwidth	Modulation	RB size	RB offset	Channel/Frequency (MHz)			Tune-up Limit
					20800/2505	21100/2535	21400/2565	
	10MHz	QPSK	1	0	21.87	21.86	21.72	22.50
1			25	21.77	21.78	21.63	22.50	
1			49	21.88	21.68	21.81	22.50	
25			0	21.80	21.78	21.71	22.50	
25			13	21.81	21.81	21.74	22.50	
25			25	21.77	21.79	21.80	22.50	
50			0	21.84	21.79	21.77	22.50	
16QAM		1	0	21.89	21.56	21.80	22.50	
		1	25	21.80	21.82	21.67	22.50	
		1	49	21.75	21.65	21.66	22.50	
		25	0	21.34	21.22	21.20	22.00	
		25	13	21.23	21.24	21.08	22.00	
		25	25	21.31	21.22	21.17	22.00	
		50	0	21.26	21.29	21.11	22.00	
64QAM		1	0	21.46	21.06	21.30	22.00	
		1	25	21.44	21.01	21.15	22.00	
		1	49	21.44	21.08	21.22	22.00	
		25	0	20.50	20.43	20.28	21.00	
		25	13	20.41	20.45	20.26	21.00	
		25	25	20.49	20.48	20.36	21.00	
		50	0	20.43	20.46	20.49	21.00	



Bandwidth	Modulation	RB size	RB offset	Channel/Frequency (MHz)			Tune-up Limit
				20825/2507.5	21100/2535	21375/2562.5	
15MHz	QPSK	1	0	21.90	21.80	21.72	22.50
		1	38	21.73	21.81	21.55	22.50
		1	74	21.91	21.62	21.75	22.50
		36	0	21.71	21.76	21.72	22.50
		36	18	21.76	21.78	21.74	22.50
		36	39	21.70	21.74	21.70	22.50
		75	0	21.84	21.77	21.76	22.50
	16QAM	1	0	21.82	21.50	21.73	22.50
		1	38	21.80	21.75	21.67	22.50
		1	74	21.66	21.66	21.64	22.50
		36	0	21.30	21.18	21.13	22.00
		36	18	21.24	21.15	21.05	22.00
		36	39	21.28	21.20	21.17	22.00
		75	0	21.24	21.18	21.03	22.00
	64QAM	1	0	21.34	21.06	21.32	22.00
		1	38	21.40	21.00	21.17	22.00
		1	74	21.37	21.02	21.13	22.00
		36	0	20.50	20.39	20.30	21.00
		36	18	20.36	20.17	20.24	21.00
		36	39	20.44	20.47	20.36	21.00
		75	0	20.44	20.35	20.41	21.00
Bandwidth	Modulation	RB size	RB offset	Channel/Frequency (MHz)			Tune-up Limit
				20850/2510	21100/2535	21350/2560	
20MHz	QPSK	1	0	21.83	21.78	21.67	22.50
		1	50	21.74	21.73	21.58	22.50
		1	99	21.83	21.62	21.74	22.50
		50	0	21.75	21.69	21.64	22.50
		50	25	21.76	21.72	21.67	22.50
		50	50	21.71	21.71	21.72	22.50
		100	0	21.79	21.70	21.68	22.50
	16QAM	1	0	21.82	21.50	21.73	22.50
		1	50	21.74	21.77	21.61	22.50
		1	99	21.70	21.58	21.61	22.50
		50	0	21.28	21.16	21.14	22.00
		50	25	21.17	21.17	21.01	22.00
		50	50	21.26	21.13	21.10	22.00
		100	0	21.21	21.20	21.04	22.00
	64QAM	1	0	21.39	21.00	21.23	22.00
		1	50	21.38	20.96	21.09	22.00
		1	99	21.39	21.01	21.17	22.00
		50	0	20.44	20.37	20.22	21.00



		50	25	20.35	20.38	20.19	21.00
		50	50	20.44	20.39	20.29	21.00
		100	0	20.38	20.37	20.42	21.00

LTE FDD Band 12 (REC On/Off)				Conducted Power(dBm)			
Bandwidth	Modulation	RB size	RB offset	Channel/Frequency (MHz)			Tune-up Limit
				23017/699.7	23095/707.5	23173/715.3	
1.4MHz	QPSK	1	0	23.31	23.39	23.32	24.00
		1	2	23.18	23.29	23.45	24.00
		1	5	23.36	23.45	23.37	24.00
		3	0	23.30	23.37	23.38	24.00
		3	2	23.39	23.49	23.46	24.00
		3	3	23.44	23.34	23.47	24.00
		6	0	22.29	22.51	22.44	23.00
	16QAM	1	0	22.51	22.67	22.72	23.00
		1	2	22.40	22.52	22.89	23.00
		1	5	22.47	22.75	22.75	23.00
		3	0	22.26	22.31	22.29	23.00
		3	2	22.41	22.25	22.39	23.00
		3	3	22.30	22.32	22.38	23.00
		6	0	21.34	21.35	21.43	22.00
	64QAM	1	0	22.01	22.10	22.01	22.50
		1	2	22.12	21.84	21.97	22.50
		1	5	22.02	22.04	21.96	22.50
		3	0	21.49	21.44	21.42	22.50
		3	2	21.41	21.46	21.45	22.50
		3	3	21.44	21.56	21.50	22.50
		6	0	20.54	20.56	20.65	21.00
Bandwidth	Modulation	RB size	RB offset	Channel/Frequency (MHz)			Tune-up Limit
				23025/700.5	23095/707.5	23165/714.5	
3MHz	QPSK	1	0	23.34	23.35	23.35	24.00
		1	7	23.22	23.42	23.45	24.00
		1	14	23.37	23.41	23.44	24.00
		8	0	22.41	22.55	22.47	23.00
		8	4	22.50	22.57	22.56	23.00
		8	7	22.53	22.53	22.52	23.00
		15	0	22.37	22.53	22.53	23.00
	16QAM	1	0	22.48	22.73	22.69	23.00
		1	7	22.44	22.59	22.68	23.00
		1	14	22.51	22.76	22.81	23.00
		8	0	21.34	21.44	21.40	22.00
		8	4	21.47	21.37	21.48	22.00



		8	7	21.45	21.43	21.48	22.00	
		15	0	21.39	21.41	21.53	22.00	
	64QAM	1	0	22.00	22.10	21.98	22.50	
		1	7	22.18	21.90	22.02	22.50	
		1	14	22.05	22.14	21.98	22.50	
		8	0	20.58	20.54	20.59	21.00	
		8	4	20.48	20.61	20.55	21.00	
		8	7	20.57	20.64	20.66	21.00	
		15	0	20.56	20.63	20.60	21.00	
Bandwidth	Modulation	RB size	RB offset	Channel/Frequency (MHz)			Tune-up Limit	
				23035/701.5	23095/707.5	23155/713.5		
5MHz	QPSK	1	0	23.33	23.32	23.39	24.00	
		1	13	23.20	23.36	23.40	24.00	
		1	24	23.36	23.40	23.42	24.00	
		12	0	22.37	22.47	22.44	23.00	
		12	6	22.47	22.51	22.56	23.00	
		12	13	22.48	22.44	22.50	23.00	
		25	0	22.37	22.53	22.45	23.00	
	16QAM	1	0	22.41	22.66	22.69	23.00	
		1	13	22.49	22.51	22.64	23.00	
		1	24	22.45	22.76	22.80	23.00	
		12	0	21.36	21.38	21.37	22.00	
		12	6	21.41	21.35	21.44	22.00	
		12	13	21.46	21.37	21.45	22.00	
		25	0	21.34	21.40	21.46	22.00	
	64QAM	1	0	21.99	22.03	21.98	22.50	
		1	13	22.14	21.86	22.04	22.50	
		1	24	22.00	22.04	21.97	22.50	
		12	0	20.58	20.56	20.53	21.00	
		12	6	20.45	20.51	20.53	21.00	
		12	13	20.56	20.61	20.65	21.00	
		25	0	20.54	20.53	20.58	21.00	
	Bandwidth	Modulation	RB size	RB offset	Channel/Frequency (MHz)			Tune-up Limit
					23060/704	23095/707.5	23130/711	
	10MHz	QPSK	1	0	23.25	23.34	23.33	24.00
1			25	23.25	23.30	23.40	24.00	
1			49	23.30	23.37	23.39	24.00	
25			0	22.35	22.41	22.41	23.00	
25			13	22.47	22.53	22.52	23.00	
25			25	22.45	22.39	22.46	23.00	
50			0	22.35	22.43	22.37	23.00	
16QAM		1	0	22.41	22.65	22.67	23.00	
		1	25	22.44	22.48	22.71	23.00	



		1	49	22.41	22.70	22.75	23.00
		25	0	21.34	21.40	21.37	22.00
		25	13	21.40	21.30	21.40	22.00
		25	25	21.42	21.31	21.42	22.00
		50	0	21.33	21.29	21.41	22.00
	64QAM	1	0	21.90	22.00	21.92	22.50
		1	25	22.12	21.84	22.00	22.50
		1	49	21.98	22.01	21.95	22.50
		25	0	20.54	20.52	20.50	21.00
		25	13	20.40	20.49	20.50	21.00
		25	25	20.54	20.55	20.56	21.00
		50	0	20.51	20.52	20.58	21.00

LTE FDD Band 17 (REC On/Off)				Conducted Power(dBm)			
Bandwidth	Modulation	RB size	RB offset	Channel/Frequency (MHz)			Tune-up Limit
				23755/706.5	23790/710	23825/713.5	
5MHz	QPSK	1	0	23.48	23.28	23.26	24.00
		1	13	23.23	23.36	23.26	24.00
		1	24	23.39	23.27	23.36	24.00
		12	0	22.46	22.49	22.39	23.00
		12	6	22.38	22.49	22.46	23.00
		12	13	22.43	22.41	22.39	23.00
		25	0	22.40	22.55	22.58	23.00
	16QAM	1	0	22.48	22.51	22.52	23.00
		1	13	22.42	22.23	21.37	23.00
		1	24	22.50	22.13	22.53	23.00
		12	0	21.41	21.49	21.42	22.00
		12	6	21.41	21.38	21.36	22.00
		12	13	21.46	21.52	21.45	22.00
		25	0	21.33	21.43	21.39	22.00
	64QAM	1	0	21.41	21.35	21.58	22.00
		1	13	21.74	21.61	21.70	22.00
		1	24	21.46	21.51	21.62	22.00
		12	0	20.70	20.74	20.64	21.00
		12	6	20.58	20.63	20.39	21.00
		12	13	20.59	20.58	20.53	21.00
		25	0	20.48	20.62	20.63	21.00
Bandwidth	Modulation	RB size	RB offset	Channel/Frequency (MHz)			Tune-up Limit
				23780/709	23790/710	23800/711	
10MHz	QPSK	1	0	23.47	23.25	23.23	24.00
		1	25	23.21	23.40	23.16	24.00
		1	49	23.41	23.30	23.35	24.00



		25	0	22.31	22.49	22.42	23.00
		25	13	22.36	22.46	22.49	23.00
		25	25	22.33	22.31	22.32	23.00
		50	0	22.41	22.54	22.55	23.00
	16QAM	1	0	22.41	22.38	22.43	23.00
		1	25	22.37	22.19	21.30	23.00
		1	49	22.44	22.38	22.50	23.00
		25	0	21.40	21.40	21.32	22.00
		25	13	21.38	21.38	21.38	22.00
		25	25	21.44	21.48	21.45	22.00
		50	0	21.34	21.30	21.35	22.00
	64QAM	1	0	21.36	21.35	21.54	22.00
		1	25	21.80	21.59	21.66	22.00
		1	49	21.44	21.48	21.60	22.00
		25	0	20.68	20.66	20.62	21.00
		25	13	20.55	20.42	20.43	21.00
		25	25	20.51	20.60	20.50	21.00
		50	0	20.56	20.47	20.55	21.00

LTE FDD Band 26 (REC On/Off)				Conducted Power(dBm)			
Bandwidth	Modulation	RB size	RB offset	Channel/Frequency (MHz)			Tune-up Limit
				26697/814.7	26865/831.5	27033/848.3	
1.4MHz	QPSK	1	0	23.23	23.25	23.31	24.00
		1	2	23.32	23.36	23.26	24.00
		1	5	23.24	23.16	23.32	24.00
		3	0	22.46	22.38	22.33	23.00
		3	2	22.29	22.52	22.18	23.00
		3	3	22.38	22.30	22.20	23.00
		6	0	22.19	22.40	22.25	23.00
	16QAM	1	0	22.34	22.50	22.52	23.00
		1	2	22.37	22.55	22.52	23.00
		1	5	22.46	22.59	22.57	23.00
		3	0	21.24	21.39	21.41	22.00
		3	2	21.22	21.36	21.05	22.00
		3	3	21.33	21.22	21.10	22.00
		6	0	21.14	21.24	21.11	22.00
	64QAM	1	0	21.72	21.55	21.50	22.00
		1	2	21.68	21.69	21.59	22.00
		1	5	21.69	21.87	21.95	22.00
		3	0	20.78	20.77	20.82	21.00
		3	2	20.50	20.70	20.34	21.00
		3	3	20.76	20.86	20.73	21.00



Bandwidth	Modulation	RB size	RB offset	Channel/Frequency (MHz)			Tune-up Limit	
				26705/815.5	26865/831.5	27025/847.5		
				6	0	20.69		20.75
3MHz	QPSK	1	0	23.20	23.23	23.27	24.00	
		1	7	23.30	23.32	23.23	24.00	
		1	14	23.21	23.11	23.28	24.00	
		8	0	22.43	22.33	22.29	23.00	
		8	4	22.27	22.48	22.13	23.00	
		8	7	22.36	22.28	22.16	23.00	
		15	0	22.17	22.39	22.23	23.00	
	16QAM	1	0	22.31	22.46	22.49	23.00	
		1	7	22.34	22.53	22.49	23.00	
		1	14	22.43	22.57	22.53	23.00	
		8	0	21.22	21.35	21.38	22.00	
		8	4	21.19	21.31	21.01	22.00	
		8	7	21.30	21.17	21.06	22.00	
		15	0	21.12	21.20	21.06	22.00	
	64QAM	1	0	21.69	21.51	21.47	22.00	
		1	7	21.65	21.67	21.56	22.00	
		1	14	21.66	21.85	21.91	22.00	
		8	0	20.76	20.73	20.79	21.00	
		8	4	20.47	20.65	20.30	21.00	
		8	7	20.73	20.81	20.69	21.00	
		15	0	20.67	20.71	20.50	21.00	
	Bandwidth	Modulation	RB size	RB offset	Channel/Frequency (MHz)			Tune-up Limit
					26715/816.5	26865/831.5	27015/846.5	
					5MHz			
5MHz	QPSK	1	0	23.22	23.24	23.30	24.00	
		1	13	23.33	23.37	23.27	24.00	
		1	24	23.23	23.15	23.31	24.00	
		12	0	22.46	22.38	22.33	23.00	
		12	6	22.30	22.53	22.17	23.00	
		12	13	22.38	22.32	22.21	23.00	
		25	0	22.25	22.41	22.27	23.00	
	16QAM	1	0	22.33	22.49	22.51	23.00	
		1	13	22.37	22.57	22.52	23.00	
		1	24	22.46	22.59	22.56	23.00	
		12	0	21.25	21.40	21.42	22.00	
		12	6	21.21	21.35	21.04	22.00	
		12	13	21.33	21.22	21.10	22.00	
		25	0	21.15	21.25	21.10	22.00	
	64QAM	1	0	21.71	21.54	21.49	22.00	
		1	13	21.68	21.71	21.59	22.00	
		1	24	21.69	21.87	21.94	22.00	



Bandwidth	Modulation	RB size	RB offset	Channel/Frequency (MHz)			Tune-up Limit	
				26750/820	26865/831.5	26990/844		
		12	0	20.79	20.78	20.83	21.00	
		12	6	20.49	20.69	20.33	21.00	
		12	13	20.76	20.86	20.73	21.00	
		25	0	20.70	20.76	20.54	21.00	
10MHz	QPSK	1	0	23.21	23.20	23.28	24.00	
		1	25	23.31	23.36	23.24	24.00	
		1	49	23.20	23.10	23.27	24.00	
		25	0	22.44	22.34	22.30	23.00	
		25	13	22.27	22.48	22.13	23.00	
		25	25	22.35	22.29	22.17	23.00	
		50	0	22.23	22.37	22.22	23.00	
	16QAM	1	0	22.28	22.47	22.49	23.00	
		1	25	22.35	22.54	22.50	23.00	
		1	49	22.43	22.55	22.53	23.00	
		25	0	21.22	21.38	21.39	22.00	
		25	13	21.18	21.30	21.00	22.00	
		25	25	21.31	21.18	21.07	22.00	
		50	0	21.12	21.20	21.06	22.00	
	64QAM	1	0	21.66	21.52	21.47	22.00	
		1	25	21.66	21.68	21.57	22.00	
		1	49	21.66	21.83	21.91	22.00	
		25	0	20.76	20.76	20.80	21.00	
		25	13	20.46	20.64	20.29	21.00	
		25	25	20.74	20.82	20.70	21.00	
		50	0	20.67	20.71	20.50	21.00	
	Bandwidth	Modulation	RB size	RB offset	Channel/Frequency (MHz)			Tune-up Limit
					26775/822.5	26865/831.5	26965/841.5	
	15MHz	QPSK	1	0	23.18	23.16	23.25	24.00
			1	38	23.30	23.32	23.22	24.00
			1	74	23.18	23.09	23.24	24.00
			36	0	22.41	22.29	22.26	23.00
			36	18	22.25	22.44	22.10	23.00
36			39	22.32	22.24	22.13	23.00	
75			0	22.20	22.32	22.18	23.00	
16QAM		1	0	22.26	22.43	22.44	23.00	
		1	38	22.31	22.52	22.46	23.00	
		1	74	22.41	22.52	22.51	23.00	
		36	0	21.19	21.34	21.36	22.00	
		36	18	21.15	21.28	20.97	22.00	
		36	39	21.28	21.13	21.03	22.00	
		75	0	21.10	21.16	21.03	22.00	



	64QAM	1	0	21.64	21.48	21.42	22.00
		1	38	21.62	21.66	21.53	22.00
		1	74	21.64	21.80	21.89	22.00
		36	0	20.73	20.72	20.77	21.00
		36	18	20.43	20.62	20.26	21.00
		36	39	20.71	20.77	20.66	21.00
		75	0	20.65	20.67	20.47	21.00

LTE TDD Band 38 (REC On/Off)				Conducted Power(dBm)			
Bandwidth	Modulation	RB size	RB offset	Channel/Frequency (MHz)			Tune-up Limit
				37775/2572.5	38000/2595	38225/2617.5	
5MHz	QPSK	1	0	23.03	23.10	23.27	24.00
		1	13	23.20	23.02	23.18	24.00
		1	24	23.09	23.14	23.33	24.00
		12	0	22.32	22.36	22.33	23.00
		12	6	22.21	22.31	22.31	23.00
		12	13	22.29	22.27	22.30	23.00
		25	0	22.22	22.26	22.31	23.00
	16QAM	1	0	22.25	22.29	22.15	23.00
		1	13	22.54	22.04	22.30	23.00
		1	24	22.34	22.42	22.48	23.00
		12	0	21.12	21.34	21.16	22.00
		12	6	21.23	21.22	21.12	22.00
		12	13	21.27	21.43	21.18	22.00
		25	0	21.14	21.29	21.28	22.00
	64QAM	1	0	22.06	22.14	22.15	22.50
		1	13	21.73	22.00	22.37	22.50
		1	24	22.26	22.43	22.47	22.50
		12	0	20.61	20.63	20.66	21.00
		12	6	20.66	20.54	20.66	21.00
		12	13	20.75	20.67	20.75	21.00
		25	0	20.60	20.69	20.70	21.00
Bandwidth	Modulation	RB size	RB offset	Channel/Frequency (MHz)			Tune-up Limit
10MHz	QPSK	1	0	23.03	23.18	23.29	24.00
		1	25	23.23	23.00	23.27	24.00
		1	49	23.12	23.26	23.32	24.00
		25	0	22.34	22.35	22.41	23.00
		25	13	22.26	22.39	22.36	23.00
		25	25	22.32	22.25	22.41	23.00
		50	0	22.31	22.31	22.31	23.00
	16QAM	1	0	22.32	22.27	22.22	23.00



		1	25	22.56	22.08	22.38	23.00
		1	49	22.35	22.47	22.47	23.00
		25	0	21.19	21.40	21.22	22.00
		25	13	21.29	21.26	21.17	22.00
		25	25	21.25	21.49	21.25	22.00
		50	0	21.16	21.33	21.24	22.00
	64QAM	1	0	22.11	22.18	22.22	22.50
		1	25	21.73	22.05	22.39	22.50
		1	49	22.28	22.39	22.50	22.50
		25	0	20.67	20.72	20.66	21.00
		25	13	20.71	20.55	20.70	21.00
		25	25	20.75	20.76	20.76	21.00
		50	0	20.65	20.72	20.81	21.00
Bandwidth	Modulation	RB size	RB offset	Channel/Frequency (MHz)			Tune-up Limit
				37825/2577.5	38000/2595	38175/2612.5	
15MHz	QPSK	1	0	23.02	23.13	23.21	24.00
		1	38	23.21	23.04	23.26	24.00
		1	74	23.07	23.17	23.26	24.00
		36	0	22.34	22.35	22.38	23.00
		36	18	22.23	22.35	22.28	23.00
		36	39	22.31	22.28	22.35	23.00
		75	0	22.27	22.23	22.29	23.00
	16QAM	1	0	22.29	22.30	22.18	23.00
		1	38	22.47	22.10	22.38	23.00
		1	74	22.35	22.39	22.42	23.00
		36	0	21.11	21.42	21.19	22.00
		36	18	21.29	21.18	21.13	22.00
		36	39	21.20	21.47	21.22	22.00
		75	0	21.15	21.24	21.23	22.00
	64QAM	1	0	22.02	22.21	22.18	22.50
		1	38	21.73	22.03	22.33	22.50
		1	74	22.27	22.41	22.45	22.50
		36	0	20.61	20.66	20.66	21.00
		36	18	20.68	20.55	20.64	21.00
		36	39	20.72	20.71	20.71	21.00
		75	0	20.61	20.72	20.75	21.00
Bandwidth	Modulation	RB size	RB offset	Channel/Frequency (MHz)			Tune-up Limit
				37850/2580	38000/2595	38150/2610	
20MHz	QPSK	1	0	23.04	23.03	23.21	24.00
		1	50	23.14	23.02	23.22	24.00
		1	99	23.09	23.18	23.23	24.00
		50	0	22.30	22.31	22.33	23.00
		50	25	22.19	22.25	22.26	23.00



		50	50	22.28	22.23	22.31	23.00
		100	0	22.23	22.23	22.29	23.00
	16QAM	1	0	22.25	22.23	22.10	23.00
		1	50	22.44	22.09	22.33	23.00
		1	99	22.35	22.39	22.43	23.00
		50	0	21.07	21.32	21.13	22.00
		50	25	21.24	21.19	21.11	22.00
		50	50	21.18	21.43	21.17	22.00
		100	0	21.12	21.27	21.22	22.00
	64QAM	1	0	22.07	22.16	22.14	22.50
		1	50	21.67	22.01	22.29	22.50
		1	99	22.25	22.38	22.43	22.50
		50	0	20.59	20.62	20.63	21.00
		50	25	20.67	20.53	20.61	21.00
		50	50	20.68	20.67	20.72	21.00
100		0	20.60	20.65	20.69	21.00	

LTE TDD Band 41 (REC On/Off)				Conducted Power(dBm)				
Bandwidth	Modulation	RB size	RB offset	Channel/Frequency (MHz)				Tune-up Limit
				40165/ 2547.5	40515/ 2582.5	40865/ 2617.5	41215/ 2652.5	
5MHz	QPSK	1	0	23.28	23.32	23.33	23.34	24.00
		1	13	23.23	23.29	23.31	23.38	24.00
		1	24	23.26	23.34	23.36	23.56	24.00
		12	0	22.40	22.29	22.25	22.44	23.00
		12	6	22.24	22.34	22.33	22.48	23.00
		12	13	22.38	22.58	22.61	22.47	23.00
		25	0	22.11	22.38	22.36	22.47	23.00
	16QAM	1	0	22.53	22.60	22.61	22.31	23.00
		1	13	21.94	22.17	22.17	22.32	23.00
		1	24	22.46	22.39	22.37	22.43	23.00
		12	0	21.27	21.29	21.32	21.37	22.00
		12	6	21.25	21.18	21.18	21.40	22.00
		12	13	21.20	21.29	21.26	21.39	22.00
		25	0	21.22	21.23	21.24	21.39	22.00
	64QAM	1	0	22.20	22.29	22.31	22.12	22.50
		1	13	21.38	21.55	21.52	22.02	22.50
		1	24	22.02	21.93	21.92	22.06	22.50
		12	0	20.75	20.73	20.77	20.96	21.00
		12	6	20.57	20.74	20.73	20.86	21.00
		12	13	20.74	20.83	20.82	20.75	21.00
		25	0	20.63	20.75	20.78	20.84	21.00



Bandwidth	Modulation	RB size	RB offset	Channel/Frequency (MHz)				Tune-up Limit
				40190/2550	40523/2583.3	40856/2616.6	41190/2650	
10MHz	QPSK	1	0	23.03	23.05	23.06	23.12	24.00
		1	25	22.96	23.00	23.02	23.08	24.00
		1	49	23.02	23.06	23.08	23.33	24.00
		25	0	22.06	21.99	21.95	22.15	23.00
		25	13	22.03	22.11	22.10	22.25	23.00
		25	25	22.04	22.26	22.29	22.20	23.00
		50	0	21.96	22.13	22.11	22.19	23.00
	16QAM	1	0	22.21	22.30	22.31	22.04	23.00
		1	25	21.74	21.88	21.88	22.00	23.00
		1	49	22.15	22.08	22.06	22.17	23.00
		25	0	21.07	21.06	21.09	21.10	22.00
		25	13	20.93	20.89	20.89	21.12	22.00
		25	25	21.00	21.05	21.02	21.16	22.00
		50	0	20.94	20.99	21.00	21.13	22.00
	64QAM	1	0	21.91	21.97	21.99	21.81	22.50
		1	25	21.13	21.25	21.22	21.79	22.50
		1	49	21.69	21.59	21.58	21.77	22.50
		25	0	20.55	20.56	20.60	20.72	21.00
		25	13	20.25	20.42	20.41	20.57	21.00
		25	25	20.54	20.57	20.56	20.48	21.00
		50	0	20.35	20.47	20.50	20.59	21.00
Bandwidth	Modulation	RB size	RB offset	Channel/Frequency (MHz)				Tune-up Limit
				40215/2552.5	40531/2584.1	40848/2615.8	41165/2647.5	
15MHz	QPSK	1	0	23.29	23.30	23.31	23.41	24.00
		1	38	23.24	23.28	23.30	23.37	24.00
		1	74	23.27	23.37	23.39	23.57	24.00
		36	0	22.39	22.26	22.22	22.45	23.00
		36	18	22.24	22.33	22.32	22.52	23.00
		36	39	22.35	22.53	22.56	22.50	23.00
		75	0	22.19	22.40	22.38	22.43	23.00
	16QAM	1	0	22.48	22.56	22.57	22.33	23.00
		1	38	22.02	22.13	22.13	22.31	23.00
		1	74	22.43	22.41	22.39	22.45	23.00
		36	0	21.32	21.28	21.31	21.38	22.00
		36	18	21.21	21.20	21.20	21.39	22.00
		36	39	21.24	21.28	21.25	21.40	22.00
		75	0	21.20	21.27	21.28	21.36	22.00
	64QAM	1	0	22.21	22.25	22.27	22.14	22.50
1		38	21.37	21.55	21.52	22.07	22.50	



Bandwidth	Modulation	RB size	RB offset	Channel/Frequency (MHz)				Tune-up Limit
				40240/2555	40540/2585	40840/2615	41140/2645	
		1	74	22.00	21.85	21.84	22.08	22.50
		36	0	20.78	20.80	20.84	20.94	21.00
		36	18	20.56	20.68	20.67	20.87	21.00
		36	39	20.76	20.85	20.84	20.78	21.00
		75	0	20.64	20.70	20.73	20.86	21.00
20MHz	QPSK	1	0	23.28	23.19	23.20	23.39	24.00
		1	50	23.23	23.31	23.33	23.30	24.00
		1	99	23.24	23.28	23.30	23.58	24.00
		50	0	22.37	22.27	22.23	22.37	23.00
		50	25	22.20	22.26	22.25	22.48	23.00
		50	50	22.31	22.54	22.57	22.40	23.00
		100	0	22.15	22.32	22.30	22.43	23.00
	16QAM	1	0	22.41	22.57	22.58	22.23	23.00
		1	50	21.99	22.11	22.11	22.22	23.00
		1	99	22.43	22.35	22.33	22.47	23.00
		50	0	21.25	21.23	21.26	21.33	22.00
		50	25	21.14	21.18	21.18	21.34	22.00
		50	50	21.26	21.22	21.19	21.33	22.00
		100	0	21.19	21.24	21.25	21.41	22.00
	64QAM	1	0	22.16	22.20	22.22	22.04	22.50
		1	50	21.36	21.52	21.49	22.04	22.50
		1	99	21.99	21.88	21.87	22.06	22.50
		50	0	20.72	20.72	20.76	20.95	21.00
		50	25	20.50	20.69	20.68	20.83	21.00
		50	50	20.76	20.76	20.75	20.77	21.00
		100	0	20.60	20.68	20.71	20.76	21.00

Variant A
(Antenna 2)

LTE FDD Band 2 (REC On+Left Head)				Conducted Power(dBm)			
Bandwidth	Modulation	RB size	RB offset	Channel/Frequency (MHz)			Tune-up Limit
				18607/1850.7	18900/1880	19193/1909.3	
1.4MHz	QPSK	1	0	19.50	19.66	19.52	20.00
		1	2	19.25	19.28	19.40	20.00
		1	5	19.51	19.47	19.42	20.00
		3	0	19.29	19.38	19.56	20.00
		3	2	18.84	19.40	19.46	20.00
		3	3	19.42	19.37	19.44	20.00
		6	0	19.25	19.59	19.46	20.00



	16QAM	1	0	19.55	19.68	19.49	20.00
		1	2	19.47	19.15	19.36	20.00
		1	5	19.56	19.66	19.63	20.00
		3	0	19.39	19.40	19.43	20.00
		3	2	19.39	19.30	19.54	20.00
		3	3	19.25	19.53	19.51	20.00
		6	0	19.24	19.32	19.40	20.00
	64QAM	1	0	19.59	19.69	19.59	20.00
		1	2	19.31	19.43	19.33	20.00
		1	5	19.47	19.62	19.53	20.00
		3	0	19.37	19.37	19.41	20.00
		3	2	19.47	19.29	19.36	20.00
		3	3	19.25	19.38	19.41	20.00
		6	0	19.23	19.33	19.47	20.00
Bandwidth	Modulation	RB size	RB offset	Channel/Frequency (MHz)			Tune-up Limit
				18615/1851.5	18900/1880	19185/1908.5	
3MHz	QPSK	1	0	19.48	19.59	19.50	20.00
		1	7	19.25	19.28	19.39	20.00
		1	14	19.48	19.45	19.38	20.00
		8	0	19.27	19.34	19.53	20.00
		8	4	18.82	19.36	19.43	20.00
		8	7	19.38	19.33	19.41	20.00
		15	0	19.28	19.52	19.41	20.00
	16QAM	1	0	19.50	19.65	19.44	20.00
		1	7	19.44	19.14	19.33	20.00
		1	14	19.54	19.61	19.61	20.00
		8	0	19.36	19.39	19.41	20.00
		8	4	19.35	19.27	19.50	20.00
		8	7	19.23	19.49	19.48	20.00
		15	0	19.22	19.28	19.37	20.00
	64QAM	1	0	19.54	19.66	19.54	20.00
		1	7	19.28	19.42	19.30	20.00
		1	14	19.45	19.57	19.51	20.00
		8	0	19.34	19.36	19.39	20.00
		8	4	19.43	19.26	19.32	20.00
		8	7	19.23	19.34	19.38	20.00
		15	0	19.21	19.29	19.44	20.00
Bandwidth	Modulation	RB size	RB offset	Channel/Frequency (MHz)			Tune-up Limit
				18625/1852.5	18900/1880	19175/1907.5	
5MHz	QPSK	1	0	19.49	19.55	19.48	20.00
		1	13	19.21	19.28	19.31	20.00
		1	24	19.51	19.39	19.32	20.00
		12	0	19.17	19.31	19.53	20.00



		12	6	18.78	19.34	19.42	20.00	
		12	13	19.32	19.29	19.31	20.00	
		25	0	19.28	19.53	19.43	20.00	
	16QAM		1	0	19.45	19.57	19.36	20.00
			1	13	19.43	19.08	19.32	20.00
			1	24	19.45	19.64	19.58	20.00
			12	0	19.33	19.33	19.34	20.00
			12	6	19.36	19.18	19.47	20.00
			12	13	19.19	19.46	19.47	20.00
			25	0	19.21	19.18	19.28	20.00
			64QAM		1	0	19.44	19.64
	1	13			19.23	19.42	19.31	20.00
	1	24			19.38	19.53	19.41	20.00
	12	0			19.35	19.30	19.41	20.00
	12	6			19.38	18.98	19.30	20.00
12	13	19.17			19.32	19.37	20.00	
25	0	19.23			19.19	19.35	20.00	
Bandwidth	Modulation	RB size	RB offset	Channel/Frequency (MHz)			Tune-up Limit	
				18650/1855	18900/1880	19150/1905		
10MHz	QPSK	1	0	19.45	19.60	19.53	20.00	
		1	25	19.30	19.32	19.38	20.00	
		1	49	19.46	19.40	19.43	20.00	
		25	0	19.29	19.31	19.46	20.00	
		25	13	18.85	19.35	19.40	20.00	
		25	25	19.36	19.32	19.38	20.00	
		50	0	19.36	19.56	19.45	20.00	
	16QAM		1	0	19.45	19.63	19.41	20.00
			1	25	19.40	19.21	19.35	20.00
			1	49	19.59	19.63	19.54	20.00
			25	0	19.35	19.43	19.41	20.00
			25	13	19.30	19.22	19.53	20.00
			25	25	19.25	19.48	19.47	20.00
			50	0	19.17	19.26	19.37	20.00
	64QAM		1	0	19.55	19.68	19.46	20.00
			1	25	19.30	19.48	19.28	20.00
			1	49	19.43	19.51	19.46	20.00
			25	0	19.33	19.41	19.43	20.00
			25	13	19.19	19.20	19.29	20.00
			25	25	19.26	19.36	19.35	20.00
			50	0	19.16	19.31	19.41	20.00
Bandwidth	Modulation	RB size	RB offset	Channel/Frequency (MHz)			Tune-up Limit	
				18675/1857.5	18900/1880	19125/1902.5		
15MHz	QPSK	1	0	19.42	19.52	19.41	20.00	



		1	38	19.22	19.24	19.32	20.00	
		1	74	19.38	19.38	19.31	20.00	
		36	0	19.18	19.27	19.46	20.00	
		36	18	18.78	19.26	19.36	20.00	
		36	39	19.31	19.27	19.37	20.00	
		75	0	19.31	19.47	19.34	20.00	
	16QAM	1	0	19.41	19.58	19.36	20.00	
		1	38	19.41	19.09	19.25	20.00	
		1	74	19.47	19.55	19.51	20.00	
		36	0	19.32	19.34	19.34	20.00	
		36	18	19.25	19.23	19.43	20.00	
		36	39	19.19	19.39	19.43	20.00	
	64QAM	75	0	19.16	19.19	19.31	20.00	
		1	0	19.47	19.61	19.47	20.00	
		1	38	19.22	19.36	19.27	20.00	
		1	74	19.41	19.51	19.43	20.00	
		36	0	19.29	19.31	19.32	20.00	
		36	18	19.38	19.16	19.21	20.00	
		36	39	19.17	19.28	19.29	20.00	
		75	0	19.17	19.21	19.34	20.00	
		Bandwidth	Modulation	RB size	RB offset	Channel/Frequency (MHz)		
18700/1860						18900/1880	19100/1900	
20MHz		QPSK	1	0	19.43	19.50	19.44	20.00
			1	50	19.23	19.24	19.35	20.00
			1	99	19.42	19.38	19.30	20.00
			50	0	19.22	19.25	19.46	20.00
	50		25	18.78	19.28	19.35	20.00	
	50		50	19.32	19.27	19.34	20.00	
	100		0	19.29	19.44	19.34	20.00	
	16QAM	1	0	19.42	19.58	19.36	20.00	
		1	50	19.38	19.11	19.27	20.00	
		1	99	19.49	19.54	19.55	20.00	
		50	0	19.31	19.34	19.36	20.00	
		50	25	19.28	19.19	19.42	20.00	
		50	50	19.18	19.40	19.41	20.00	
		100	0	19.18	19.20	19.29	20.00	
	64QAM	1	0	19.46	19.59	19.46	20.00	
		1	50	19.22	19.39	19.24	20.00	
		1	99	19.40	19.50	19.45	20.00	
		50	0	19.29	19.31	19.34	20.00	
		50	25	19.36	19.18	19.24	20.00	
		50	50	19.18	19.25	19.31	20.00	
		100	0	19.17	19.21	19.36	20.00	



LTE FDD Band 2 (REC On+Right Head)				Conducted Power(dBm)			
Bandwidth	Modulation	RB size	RB offset	Channel/Frequency (MHz)			Tune-up Limit
				18607/1850.7	18900/1880	19193/1909.3	
1.4MHz	QPSK	1	0	16.99	17.08	17.07	17.50
		1	2	16.87	16.91	16.92	17.50
		1	5	17.15	17.00	17.06	17.50
		3	0	17.03	17.00	17.02	17.50
		3	2	16.84	17.02	17.12	17.50
		3	3	16.93	16.98	16.96	17.50
		6	0	16.68	17.09	17.28	17.50
	16QAM	1	0	17.06	17.32	17.10	17.50
		1	2	16.96	16.51	16.40	17.50
		1	5	17.14	17.21	16.85	17.50
		3	0	16.79	16.84	17.11	17.50
		3	2	16.80	16.83	17.00	17.50
		3	3	16.87	16.95	16.92	17.50
		6	0	16.95	16.86	17.04	17.50
	64QAM	1	0	16.59	17.22	17.05	17.50
		1	2	16.57	16.45	16.43	17.50
		1	5	16.82	16.90	16.90	17.50
		3	0	16.99	16.87	16.90	17.50
		3	2	17.03	16.95	17.01	17.50
		3	3	16.71	17.06	16.89	17.50
		6	0	16.77	16.98	17.04	17.50
Bandwidth	Modulation	RB size	RB offset	Channel/Frequency (MHz)			Tune-up Limit
				18615/1851.5	18900/1880	19185/1908.5	
3MHz	QPSK	1	0	16.76	16.73	16.78	17.50
		1	7	16.59	16.70	16.65	17.50
		1	14	16.89	16.69	16.77	17.50
		8	0	16.74	16.73	16.72	17.50
		8	4	16.59	16.72	16.82	17.50
		8	7	16.63	16.72	16.65	17.50
		15	0	16.47	16.77	17.02	17.50
	16QAM	1	0	16.75	17.06	16.77	17.50
		1	7	16.65	16.29	16.11	17.50
		1	14	16.89	16.87	16.58	17.50
		8	0	16.49	16.60	16.82	17.50
		8	4	16.51	16.52	16.71	17.50
		8	7	16.61	16.69	16.65	17.50
		15	0	16.69	16.57	16.80	17.50
	64QAM	1	0	16.28	16.96	16.72	17.50



Bandwidth	Modulation	RB size	RB offset	Channel/Frequency (MHz)			Tune-up Limit	
				18625/1852.5	18900/1880	19175/1907.5		
		1	7	16.31	16.18	16.13	17.50	
		1	14	16.54	16.63	16.60	17.50	
		8	0	16.72	16.61	16.67	17.50	
		8	4	16.73	16.69	16.69	17.50	
		8	7	16.46	16.76	16.61	17.50	
		15	0	16.49	16.71	16.73	17.50	
5MHz	QPSK	1	0	16.63	16.61	16.64	17.50	
		1	13	16.47	16.56	16.52	17.50	
		1	24	16.76	16.54	16.63	17.50	
		12	0	16.61	16.58	16.58	17.50	
		12	6	16.47	16.58	16.67	17.50	
		12	13	16.51	16.60	16.51	17.50	
		25	0	16.35	16.66	16.90	17.50	
	16QAM	1	0	16.62	16.92	16.64	17.50	
		1	13	16.52	16.17	15.98	17.50	
		1	24	16.76	16.75	16.44	17.50	
		12	0	16.37	16.46	16.69	17.50	
		12	6	16.38	16.37	16.57	17.50	
		12	13	16.48	16.54	16.51	17.50	
		25	0	16.57	16.43	16.65	17.50	
	64QAM	1	0	16.15	16.82	16.59	17.50	
		1	13	16.18	16.06	16.00	17.50	
		1	24	16.41	16.51	16.46	17.50	
		12	0	16.60	16.47	16.54	17.50	
		12	6	16.60	16.54	16.55	17.50	
		12	13	16.33	16.61	16.47	17.50	
		25	0	16.37	16.57	16.58	17.50	
	Bandwidth	Modulation	RB size	RB offset	Channel/Frequency (MHz)			Tune-up Limit
					18650/1855	18900/1880	19150/1905	
	10MHz	QPSK	1	0	16.67	16.64	16.69	17.50
1			25	16.52	16.63	16.58	17.50	
1			49	16.80	16.60	16.68	17.50	
25			0	16.66	16.65	16.64	17.50	
25			13	16.52	16.65	16.73	17.50	
25			25	16.55	16.66	16.58	17.50	
50			0	16.45	16.70	16.96	17.50	
16QAM		1	0	16.66	16.97	16.68	17.50	
		1	25	16.57	16.23	16.03	17.50	
		1	49	16.81	16.79	16.49	17.50	
		25	0	16.42	16.53	16.75	17.50	
		25	13	16.42	16.43	16.62	17.50	



		25	25	16.53	16.61	16.57	17.50
		50	0	16.62	16.50	16.71	17.50
	64QAM	1	0	16.19	16.87	16.63	17.50
		1	25	16.23	16.12	16.05	17.50
		1	49	16.46	16.55	16.51	17.50
		25	0	16.65	16.54	16.60	17.50
		25	13	16.64	16.60	16.60	17.50
		25	25	16.38	16.68	16.53	17.50
		50	0	16.42	16.64	16.64	17.50
Bandwidth	Modulation	RB size	RB offset	Channel/Frequency (MHz)			Tune-up Limit
				18675/1857.5	18900/1880	19125/1902.5	
15MHz	QPSK	1	0	16.73	16.67	16.74	17.50
		1	38	16.57	16.69	16.62	17.50
		1	74	16.84	16.62	16.71	17.50
		36	0	16.71	16.68	16.68	17.50
		36	18	16.56	16.67	16.76	17.50
		36	39	16.59	16.70	16.61	17.50
		75	0	16.50	16.73	16.98	17.50
	16QAM	1	0	16.68	17.02	16.73	17.50
		1	38	16.62	16.27	16.08	17.50
		1	74	16.85	16.82	16.53	17.50
		36	0	16.46	16.58	16.79	17.50
		36	18	16.46	16.45	16.65	17.50
		36	39	16.58	16.64	16.61	17.50
		75	0	16.66	16.52	16.74	17.50
	64QAM	1	0	16.21	16.92	16.68	17.50
		1	38	16.28	16.16	16.10	17.50
		1	74	16.50	16.58	16.55	17.50
		36	0	16.69	16.59	16.64	17.50
		36	18	16.68	16.62	16.63	17.50
		36	39	16.43	16.71	16.57	17.50
		75	0	16.46	16.66	16.67	17.50
Bandwidth	Modulation	RB size	RB offset	Channel/Frequency (MHz)			Tune-up Limit
				18700/1860	18900/1880	19100/1900	
20MHz	QPSK	1	0	16.81	16.74	16.82	17.50
		1	50	16.67	16.76	16.71	17.50
		1	99	16.93	16.72	16.79	17.50
		50	0	16.79	16.74	16.75	17.50
		50	25	16.65	16.74	16.84	17.50
		50	50	16.67	16.76	16.68	17.50
		100	0	16.58	16.79	17.05	17.50
	16QAM	1	0	16.77	17.09	16.79	17.50
		1	50	16.69	16.36	16.15	17.50



		1	99	16.94	16.90	16.62	17.50
		50	0	16.54	16.65	16.87	17.50
		50	25	16.54	16.54	16.73	17.50
		50	50	16.66	16.70	16.68	17.50
		100	0	16.75	16.59	16.82	17.50
	64QAM	1	0	16.30	16.99	16.74	17.50
		1	50	16.35	16.25	16.17	17.50
		1	99	16.59	16.66	16.64	17.50
		50	0	16.77	16.66	16.72	17.50
		50	25	16.76	16.71	16.71	17.50
		50	50	16.51	16.77	16.64	17.50
		100	0	16.55	16.73	16.75	17.50

LTE FDD Band 2 (REC On+Left Head+Wi-Fi/BT)				Conducted Power(dBm)			
Bandwidth	Modulation	RB size	RB offset	Channel/Frequency (MHz)			Tune-up Limit
				18607/1850.7	18900/1880	19193/1909.3	
1.4MHz	QPSK	1	0	16.44	16.68	16.63	17.50
		1	2	16.61	16.69	16.55	17.50
		1	5	16.62	16.73	16.88	17.50
		3	0	16.70	16.50	16.54	17.50
		3	2	16.81	16.67	16.82	17.50
		3	3	16.58	16.65	16.66	17.50
		6	0	16.71	16.60	16.83	17.50
	16QAM	1	0	16.60	15.64	16.73	17.50
		1	2	16.67	17.30	16.70	17.50
		1	5	16.87	17.29	16.63	17.50
		3	0	16.67	16.46	16.70	17.50
		3	2	16.56	16.69	16.92	17.50
		3	3	16.75	16.89	16.90	17.50
		6	0	16.71	16.49	16.72	17.50
	64QAM	1	0	16.51	16.78	16.52	17.50
		1	2	16.72	16.71	17.35	17.50
		1	5	16.58	16.77	16.59	17.50
		3	0	16.64	16.54	16.62	17.50
		3	2	16.48	16.62	16.85	17.50
		3	3	16.50	16.70	16.63	17.50
		6	0	16.63	16.51	16.73	17.50
Bandwidth	Modulation	RB size	RB offset	Channel/Frequency (MHz)			Tune-up Limit
3MHz	QPSK	1	0	18615/1851.5	18900/1880	19185/1908.5	17.50
		1	7	16.39	16.58	16.58	17.50
		1	14	16.58	16.66	16.51	17.50
				16.56	16.68	16.81	17.50



		8	0	16.65	16.43	16.48	17.50	
		8	4	16.76	16.60	16.76	17.50	
		8	7	16.51	16.58	16.60	17.50	
		15	0	16.71	16.50	16.75	17.50	
	16QAM	1	0	16.52	15.58	16.65	17.50	
		1	7	16.61	17.26	16.64	17.50	
		1	14	16.82	17.21	16.58	17.50	
		8	0	16.61	16.42	16.65	17.50	
		8	4	16.49	16.63	16.85	17.50	
		8	7	16.70	16.82	16.84	17.50	
		15	0	16.66	16.42	16.66	17.50	
	64QAM	1	0	16.43	16.72	16.44	17.50	
		1	7	16.66	16.67	17.29	17.50	
		1	14	16.53	16.69	16.54	17.50	
		8	0	16.58	16.50	16.57	17.50	
		8	4	16.41	16.56	16.78	17.50	
		8	7	16.45	16.63	16.57	17.50	
		15	0	16.58	16.44	16.67	17.50	
	Bandwidth	Modulation	RB size	RB offset	Channel/Frequency (MHz)			Tune-up Limit
					18625/1852.5	18900/1880	19175/1907.5	
	5MHz	QPSK	1	0	16.34	16.54	16.52	17.50
1			13	16.54	16.60	16.46	17.50	
1			24	16.51	16.61	16.75	17.50	
12			0	16.60	16.36	16.42	17.50	
12			6	16.72	16.54	16.69	17.50	
12			13	16.47	16.54	16.54	17.50	
25			0	16.67	16.47	16.71	17.50	
16QAM		1	0	16.47	15.52	16.60	17.50	
		1	13	16.56	17.22	16.59	17.50	
		1	24	16.77	17.17	16.52	17.50	
		12	0	16.57	16.36	16.60	17.50	
		12	6	16.44	16.56	16.79	17.50	
		12	13	16.65	16.75	16.78	17.50	
		25	0	16.62	16.36	16.59	17.50	
64QAM		1	0	16.38	16.66	16.39	17.50	
		1	13	16.61	16.63	17.24	17.50	
		1	24	16.48	16.65	16.48	17.50	
		12	0	16.54	16.44	16.52	17.50	
		12	6	16.36	16.49	16.72	17.50	
		12	13	16.40	16.56	16.51	17.50	
		25	0	16.54	16.38	16.60	17.50	



Bandwidth	Modulation	RB size	RB offset	Channel/Frequency (MHz)			Tune-up Limit
				18650/1855	18900/1880	19150/1905	
10MHz	QPSK	1	0	16.41	16.60	16.60	17.50
		1	25	16.62	16.70	16.55	17.50
		1	49	16.58	16.70	16.83	17.50
		25	0	16.68	16.46	16.51	17.50
		25	13	16.80	16.64	16.78	17.50
		25	25	16.54	16.63	16.64	17.50
		50	0	16.80	16.54	16.80	17.50
	16QAM	1	0	16.54	15.60	16.67	17.50
		1	25	16.64	17.31	16.67	17.50
		1	49	16.85	17.24	16.60	17.50
		25	0	16.65	16.46	16.69	17.50
		25	13	16.51	16.65	16.87	17.50
		25	25	16.73	16.85	16.87	17.50
		50	0	16.70	16.46	16.68	17.50
	64QAM	1	0	16.45	16.74	16.46	17.50
		1	25	16.69	16.72	17.32	17.50
		1	49	16.56	16.72	16.56	17.50
		25	0	16.62	16.54	16.61	17.50
		25	13	16.43	16.58	16.80	17.50
		25	25	16.48	16.66	16.60	17.50
		50	0	16.62	16.48	16.69	17.50
Bandwidth	Modulation	RB size	RB offset	Channel/Frequency (MHz)			Tune-up Limit
				18675/1857.5	18900/1880	19125/1902.5	
15MHz	QPSK	1	0	16.42	16.58	16.60	17.50
		1	38	16.62	16.71	16.54	17.50
		1	74	16.58	16.68	16.82	17.50
		36	0	16.69	16.45	16.51	17.50
		36	18	16.80	16.62	16.77	17.50
		36	39	16.54	16.63	16.63	17.50
		75	0	16.81	16.53	16.78	17.50
	16QAM	1	0	16.52	15.61	16.68	17.50
		1	38	16.65	17.31	16.68	17.50
		1	74	16.85	17.23	16.60	17.50
		36	0	16.65	16.47	16.69	17.50
		36	18	16.51	16.63	16.86	17.50
		36	39	16.74	16.84	16.87	17.50
		75	0	16.70	16.44	16.67	17.50
	64QAM	1	0	16.43	16.75	16.47	17.50
		1	38	16.70	16.72	17.33	17.50
		1	74	16.56	16.71	16.56	17.50
		36	0	16.62	16.55	16.61	17.50



Bandwidth	Modulation	RB size	RB offset	Channel/Frequency (MHz)			Tune-up Limit
				18700/1860	18900/1880	19100/1900	
						36	
		36	39	16.49	16.65	16.60	17.50
		75	0	16.62	16.46	16.68	17.50
20MHz	QPSK	1	0	16.39	16.54	16.57	17.45
		1	50	16.61	16.67	16.52	17.45
		1	99	16.55	16.66	16.78	17.45
		50	0	16.65	16.39	16.46	17.45
		50	25	16.77	16.57	16.73	17.45
		50	50	16.50	16.57	16.58	17.45
		100	0	16.77	16.47	16.73	17.45
	16QAM	1	0	16.49	15.56	16.62	17.45
		1	50	16.60	17.28	16.63	17.45
		1	99	16.82	17.19	16.57	17.45
		50	0	16.61	16.42	16.65	17.45
		50	25	16.47	16.60	16.82	17.45
		50	50	16.70	16.78	16.82	17.45
		100	0	16.67	16.39	16.63	17.45
	64QAM	1	0	16.40	16.70	16.41	17.45
		1	50	16.65	16.69	17.28	17.45
		1	99	16.53	16.67	16.53	17.45
		50	0	16.58	16.50	16.57	17.45
		50	25	16.39	16.53	16.75	17.45
		50	50	16.45	16.59	16.55	17.45
		100	0	16.59	16.41	16.64	17.45

LTE FDD Band 2 (REC On+Right Head+Wi-Fi/BT)				Conducted Power(dBm)			Tune-up Limit
Bandwidth	Modulation	RB size	RB offset	Channel/Frequency (MHz)			
				18607/1850.7	18900/1880	19193/1909.3	
1.4MHz	QPSK	1	0	13.65	13.69	13.65	14.00
		1	2	12.59	13.57	13.64	14.00
		1	5	13.66	13.61	13.75	14.00
		3	0	13.50	13.71	13.55	14.00
		3	2	13.45	13.59	13.53	14.00
		3	3	13.55	13.61	13.55	14.00
		6	0	13.48	13.62	13.70	14.00
	16QAM	1	0	13.65	13.69	13.60	14.00
		1	2	13.16	13.74	13.04	14.00
		1	5	13.63	13.62	13.62	14.00
		3	0	13.57	13.56	13.55	14.00
		3	2	13.57	13.61	13.57	14.00



		3	3	13.50	13.62	13.48	14.00
		6	0	13.47	13.54	13.61	14.00
	64QAM	1	0	13.62	13.71	13.68	14.00
		1	2	12.89	13.42	13.12	14.00
		1	5	13.50	13.64	13.42	14.00
		3	0	13.48	13.51	13.57	14.00
		3	2	13.45	13.48	13.50	14.00
		3	3	13.50	13.61	13.52	14.00
		6	0	13.45	13.70	13.55	14.00
Bandwidth	Modulation	RB size	RB offset	Channel/Frequency (MHz)			Tune-up Limit
				18615/1851.5	18900/1880	19185/1908.5	
3MHz	QPSK	1	0	13.64	13.63	13.64	14.00
		1	7	12.60	13.58	13.64	14.00
		1	14	13.64	13.60	13.72	14.00
		8	0	13.49	13.68	13.53	14.00
		8	4	13.44	13.56	13.51	14.00
		8	7	13.52	13.58	13.53	14.00
		15	0	13.52	13.56	13.66	14.00
	16QAM	1	0	13.61	13.67	13.56	14.00
		1	7	13.14	13.74	13.02	14.00
		1	14	13.62	13.58	13.61	14.00
		8	0	13.55	13.56	13.54	14.00
		8	4	13.54	13.59	13.54	14.00
		8	7	13.49	13.59	13.46	14.00
		15	0	13.46	13.51	13.59	14.00
	64QAM	1	0	13.58	13.69	13.64	14.00
		1	7	12.87	13.42	13.10	14.00
		1	14	13.49	13.60	13.41	14.00
		8	0	13.46	13.51	13.56	14.00
		8	4	13.42	13.46	13.47	14.00
		8	7	13.49	13.58	13.50	14.00
		15	0	13.44	13.67	13.53	14.00
Bandwidth	Modulation	RB size	RB offset	Channel/Frequency (MHz)			Tune-up Limit
				18625/1852.5	18900/1880	19175/1907.5	
5MHz	QPSK	1	0	13.59	13.59	13.58	14.00
		1	13	12.56	13.52	13.59	14.00
		1	24	13.59	13.53	13.66	14.00
		12	0	13.44	13.61	13.47	14.00
		12	6	13.40	13.50	13.44	14.00
		12	13	13.48	13.54	13.47	14.00
		25	0	13.48	13.53	13.62	14.00
	16QAM	1	0	13.56	13.61	13.51	14.00
		1	13	13.09	13.70	12.97	14.00



		1	24	13.57	13.54	13.55	14.00
		12	0	13.51	13.50	13.49	14.00
		12	6	13.49	13.52	13.48	14.00
		12	13	13.44	13.52	13.40	14.00
		25	0	13.42	13.45	13.52	14.00
	64QAM	1	0	13.53	13.63	13.59	14.00
		1	13	12.82	13.38	13.05	14.00
		1	24	13.44	13.56	13.35	14.00
		12	0	13.42	13.45	13.51	14.00
		12	6	13.37	13.39	13.41	14.00
		12	13	13.44	13.51	13.44	14.00
		25	0	13.40	13.61	13.46	14.00
	Bandwidth	Modulation	RB size	RB offset	Channel/Frequency (MHz)		
18650/1855					18900/1880	19150/1905	
10MHz	QPSK	1	0	13.64	13.63	13.64	14.00
		1	25	12.62	13.60	13.66	14.00
		1	49	13.64	13.60	13.72	14.00
		25	0	13.50	13.69	13.54	14.00
		25	13	13.46	13.58	13.51	14.00
		25	25	13.53	13.61	13.55	14.00
		50	0	13.59	13.58	13.69	14.00
	16QAM	1	0	13.61	13.67	13.56	14.00
		1	25	13.15	13.77	13.03	14.00
		1	49	13.63	13.59	13.61	14.00
		25	0	13.57	13.58	13.56	14.00
		25	13	13.54	13.59	13.54	14.00
		25	25	13.50	13.60	13.47	14.00
		50	0	13.48	13.53	13.59	14.00
	64QAM	1	0	13.58	13.69	13.64	14.00
		1	25	12.88	13.45	13.11	14.00
		1	49	13.50	13.61	13.41	14.00
		25	0	13.48	13.53	13.58	14.00
		25	13	13.42	13.46	13.47	14.00
		25	25	13.50	13.59	13.51	14.00
		50	0	13.46	13.69	13.53	14.00
Bandwidth	Modulation	RB size	RB offset	Channel/Frequency (MHz)			Tune-up Limit
				18675/1857.5	18900/1880	19125/1902.5	
15MHz	QPSK	1	0	13.64	13.60	13.63	14.00
		1	38	12.61	13.60	13.64	14.00
		1	74	13.62	13.56	13.69	14.00
		36	0	13.49	13.66	13.52	14.00
		36	18	13.44	13.54	13.48	14.00
		36	39	13.51	13.59	13.52	14.00



	16QAM	75	0	13.58	13.55	13.65	14.00
		1	0	13.57	13.66	13.55	14.00
		1	38	13.14	13.75	13.02	14.00
		1	74	13.61	13.56	13.59	14.00
		36	0	13.55	13.57	13.54	14.00
		36	18	13.52	13.55	13.51	14.00
		36	39	13.49	13.57	13.45	14.00
	75	0	13.46	13.49	13.56	14.00	
	64QAM	1	0	13.54	13.68	13.63	14.00
		1	38	12.87	13.43	13.10	14.00
		1	74	13.48	13.58	13.39	14.00
		36	0	13.46	13.52	13.56	14.00
		36	18	13.40	13.42	13.44	14.00
		36	39	13.49	13.56	13.49	14.00
75		0	13.44	13.65	13.50	14.00	
Bandwidth	Modulation	RB size	RB offset	Channel/Frequency (MHz)			Tune-up Limit
				18700/1860	18900/1880	19100/1900	
20MHz	QPSK	1	0	13.62	13.57	13.61	14.00
		1	50	12.61	13.57	13.63	14.00
		1	99	13.61	13.56	13.67	14.00
		50	0	13.47	13.62	13.49	14.00
		50	25	13.43	13.51	13.46	14.00
		50	50	13.49	13.55	13.49	14.00
		100	0	13.56	13.51	13.62	14.00
	16QAM	1	0	13.56	13.63	13.51	14.00
		1	50	13.11	13.74	12.99	14.00
		1	99	13.60	13.54	13.58	14.00
		50	0	13.53	13.54	13.52	14.00
		50	25	13.50	13.54	13.49	14.00
		50	50	13.47	13.53	13.42	14.00
		100	0	13.45	13.46	13.54	14.00
	64QAM	1	0	13.53	13.65	13.59	14.00
		1	50	12.84	13.42	13.07	14.00
		1	99	13.47	13.56	13.38	14.00
		50	0	13.44	13.49	13.54	14.00
		50	25	13.38	13.41	13.42	14.00
		50	50	13.47	13.52	13.46	14.00
		100	0	13.43	13.62	13.48	14.00



LTE FDD Band 2 (REC Off)				Conducted Power(dBm)			
Bandwidth	Modulation	RB size	RB offset	Channel/Frequency (MHz)			Tune-up Limit
				18607/1850.7	18900/1880	19193/1909.3	
1.4MHz	QPSK	1	0	21.99	22.08	22.00	22.50
		1	2	21.88	21.66	21.74	22.50
		1	5	21.86	21.89	21.82	22.50
		3	0	21.82	21.97	22.00	22.50
		3	2	21.73	21.93	21.92	22.50
		3	3	21.82	21.99	21.93	22.50
		6	0	21.74	21.97	21.88	22.50
	16QAM	1	0	22.02	22.01	22.05	22.50
		1	2	21.93	21.92	21.72	22.50
		1	5	21.67	21.85	21.75	22.50
		3	0	21.73	21.82	21.89	22.50
		3	2	21.83	21.79	21.86	22.50
		3	3	21.73	21.96	21.84	22.50
		6	0	21.77	21.81	21.89	22.50
	64QAM	1	0	21.69	21.97	22.17	22.50
		1	2	21.73	21.83	21.64	22.50
		1	5	21.93	22.02	21.97	22.50
		3	0	21.63	21.67	21.72	22.50
		3	2	21.61	21.60	21.64	22.50
		3	3	21.52	21.80	21.65	22.50
		6	0	21.11	21.24	21.25	21.50
Bandwidth	Modulation	RB size	RB offset	Channel/Frequency (MHz)			Tune-up Limit
				18615/1851.5	18900/1880	19185/1908.5	
3MHz	QPSK	1	0	21.90	21.95	21.90	22.50
		1	7	21.83	21.59	21.67	22.50
		1	14	21.79	21.81	21.73	22.50
		8	0	21.75	21.86	21.91	22.50
		8	4	21.66	21.82	21.83	22.50
		8	7	21.74	21.89	21.83	22.50
		15	0	21.67	21.86	21.77	22.50
	16QAM	1	0	21.93	21.93	21.96	22.50
		1	7	21.85	21.85	21.64	22.50
		1	14	21.60	21.76	21.68	22.50
		8	0	21.65	21.74	21.81	22.50
		8	4	21.75	21.70	21.77	22.50
		8	7	21.66	21.85	21.75	22.50
		15	0	21.70	21.70	21.80	22.50
	64QAM	1	0	21.60	21.89	22.08	22.50
		1	7	21.65	21.76	21.56	22.50



Bandwidth	Modulation	RB size	RB offset	Channel/Frequency (MHz)			Tune-up Limit	
				18625/1852.5	18900/1880	19175/1907.5		
		1	14	21.86	21.93	21.90	22.50	
		8	0	21.08	21.12	21.17	21.50	
		8	4	21.06	21.04	21.08	21.50	
		8	7	20.98	21.22	21.09	21.50	
		15	0	21.04	21.13	21.16	21.50	
5MHz	QPSK	1	0	21.83	21.89	21.82	22.50	
		1	13	21.77	21.51	21.60	22.50	
		1	24	21.72	21.72	21.65	22.50	
		12	0	21.68	21.77	21.83	22.50	
		12	6	21.60	21.74	21.74	22.50	
		12	13	21.68	21.83	21.75	22.50	
		25	0	21.61	21.81	21.71	22.50	
	16QAM	1	0	21.86	21.85	21.89	22.50	
		1	13	21.78	21.79	21.57	22.50	
		1	24	21.53	21.70	21.60	22.50	
		12	0	21.59	21.66	21.74	22.50	
		12	6	21.68	21.61	21.69	22.50	
		12	13	21.59	21.76	21.67	22.50	
		25	0	21.64	21.62	21.71	22.50	
	64QAM	1	0	21.53	21.81	22.01	22.50	
		1	13	21.58	21.70	21.49	22.50	
		1	24	21.79	21.87	21.82	22.50	
		12	0	21.02	21.04	21.10	21.50	
		12	6	20.99	20.95	21.00	21.50	
		12	13	20.91	21.13	21.01	21.50	
		25	0	20.98	21.05	21.07	21.50	
	Bandwidth	Modulation	RB size	RB offset	Channel/Frequency (MHz)			Tune-up Limit
					18650/1855	18900/1880	19150/1905	
	10MHz	QPSK	1	0	21.83	21.88	21.83	22.50
			1	25	21.78	21.54	21.62	22.50
			1	49	21.72	21.74	21.66	22.50
			25	0	21.69	21.80	21.85	22.50
			25	13	21.61	21.77	21.76	22.50
25			25	21.68	21.85	21.78	22.50	
50			0	21.67	21.81	21.73	22.50	
16QAM		1	0	21.86	21.86	21.89	22.50	
		1	25	21.79	21.81	21.58	22.50	
		1	49	21.54	21.70	21.61	22.50	
		25	0	21.60	21.69	21.76	22.50	
		25	13	21.68	21.63	21.70	22.50	
		25	25	21.60	21.79	21.69	22.50	



	64QAM	50	0	21.65	21.65	21.73	22.50
		1	0	21.53	21.82	22.01	22.50
		1	25	21.59	21.72	21.50	22.50
		1	49	21.80	21.87	21.83	22.50
		25	0	21.03	21.07	21.12	21.50
		25	13	20.99	20.97	21.01	21.50
		25	25	20.92	21.16	21.03	21.50
		50	0	20.99	21.08	21.09	21.50
Bandwidth	Modulation	RB size	RB offset	Channel/Frequency (MHz)			Tune-up Limit
				18675/1857.5	18900/1880	19125/1902.5	
15MHz	QPSK	1	0	21.85	21.87	21.84	22.50
		1	38	21.79	21.56	21.62	22.50
		1	74	21.72	21.72	21.65	22.50
		36	0	21.70	21.79	21.85	22.50
		36	18	21.61	21.75	21.75	22.50
		36	39	21.68	21.85	21.77	22.50
		75	0	21.68	21.80	21.71	22.50
	16QAM	1	0	21.84	21.87	21.90	22.50
		1	38	21.80	21.81	21.59	22.50
		1	74	21.54	21.69	21.61	22.50
		36	0	21.60	21.70	21.76	22.50
		36	18	21.68	21.61	21.69	22.50
		36	39	21.61	21.78	21.69	22.50
		75	0	21.65	21.63	21.72	22.50
	64QAM	1	0	21.51	21.83	22.02	22.50
		1	38	21.60	21.72	21.51	22.50
		1	74	21.80	21.86	21.83	22.50
		36	0	21.03	21.08	21.12	21.50
		36	18	20.99	20.95	21.00	21.50
		36	39	20.93	21.15	21.03	21.50
		75	0	20.99	21.06	21.08	21.50
Bandwidth	Modulation	RB size	RB offset	Channel/Frequency (MHz)			Tune-up Limit
				18700/1860	18900/1880	19100/1900	
20MHz	QPSK	1	0	21.90	21.91	21.89	22.50
		1	50	21.86	21.60	21.68	22.50
		1	99	21.78	21.79	21.70	22.50
		50	0	21.75	21.82	21.89	22.50
		50	25	21.67	21.79	21.80	22.50
		50	50	21.73	21.88	21.81	22.50
		100	0	21.73	21.83	21.75	22.50
	16QAM	1	0	21.90	21.91	21.93	22.50
		1	50	21.84	21.87	21.63	22.50
		1	99	21.60	21.74	21.67	22.50



		50	0	21.65	21.74	21.81	22.50
		50	25	21.73	21.67	21.74	22.50
		50	50	21.66	21.81	21.73	22.50
		100	0	21.71	21.67	21.77	22.50
	64QAM	1	0	21.57	21.87	22.05	22.50
		1	50	21.64	21.78	21.55	22.50
		1	99	21.86	21.91	21.89	22.50
		50	0	21.08	21.12	21.17	21.50
		50	25	21.04	21.01	21.05	21.50
		50	50	20.98	21.18	21.07	21.50
		100	0	21.05	21.10	21.13	21.50

LTE FDD Band 2 (REC Off+Wi-Fi/BT)				Conducted Power(dBm)			
Bandwidth	Modulation	RB size	RB offset	Channel/Frequency (MHz)			Tune-up Limit
				18607/1850.7	18900/1880	19193/1909.3	
1.4MHz	QPSK	1	0	18.88	19.01	18.91	19.50
		1	2	18.79	18.93	18.72	19.50
		1	5	18.73	18.88	18.84	19.50
		3	0	18.85	18.79	18.93	19.50
		3	2	18.72	18.89	18.97	19.50
		3	3	18.76	18.81	18.80	19.50
		6	0	18.64	18.92	18.83	19.50
	16QAM	1	0	18.97	18.92	18.99	19.50
		1	2	18.77	18.66	18.88	19.50
		1	5	18.91	18.91	19.00	19.50
		3	0	18.71	18.71	18.75	19.50
		3	2	18.68	18.77	18.84	19.50
		3	3	18.70	18.88	18.79	19.50
		6	0	18.57	18.63	18.79	19.50
	64QAM	1	0	18.95	19.02	18.97	19.50
		1	2	18.77	18.68	18.77	19.50
		1	5	18.83	19.12	18.92	19.50
		3	0	18.76	18.82	18.84	19.50
		3	2	18.70	18.80	18.73	19.50
		3	3	18.69	18.84	18.79	19.50
		6	0	18.64	18.69	18.72	19.50
Bandwidth	Modulation	RB size	RB offset	Channel/Frequency (MHz)			Tune-up Limit
3MHz	QPSK			18615/1851.5	18900/1880	19185/1908.5	
		1	0	18.87	19.03	18.94	19.50
		1	7	18.84	18.95	18.76	19.50
		1	14	18.77	18.93	18.87	19.50
		8	0	18.88	18.80	18.95	19.50



		8	4	18.76	18.91	19.00	19.50	
		8	7	18.79	18.82	18.82	19.50	
		15	0	18.67	18.93	18.85	19.50	
	16QAM		1	0	19.01	18.94	19.00	19.50
			1	7	18.79	18.70	18.90	19.50
			1	14	18.95	18.94	19.04	19.50
			8	0	18.74	18.73	18.78	19.50
			8	4	18.71	18.81	18.87	19.50
			8	7	18.73	18.89	18.81	19.50
			15	0	18.61	18.65	18.82	19.50
	64QAM		1	0	18.99	19.04	18.98	19.50
			1	7	18.79	18.72	18.79	19.50
			1	14	18.87	19.15	18.96	19.50
			8	0	18.79	18.84	18.87	19.50
			8	4	18.73	18.84	18.76	19.50
8			7	18.72	18.85	18.81	19.50	
15			0	18.68	18.71	18.75	19.50	
Bandwidth	Modulation	RB size	RB offset	Channel/Frequency (MHz)			Tune-up Limit	
				18625/1852.5	18900/1880	19175/1907.5		
5MHz	QPSK	1	0	18.85	19.02	18.91	19.50	
		1	13	18.83	18.92	18.74	19.50	
		1	24	18.75	18.89	18.84	19.50	
		12	0	18.86	18.76	18.92	19.50	
		12	6	18.75	18.88	18.96	19.50	
		12	13	18.78	18.81	18.79	19.50	
		25	0	18.66	18.93	18.84	19.50	
	16QAM		1	0	18.99	18.91	18.98	19.50
			1	13	18.77	18.69	18.88	19.50
			1	24	18.93	18.93	19.01	19.50
			12	0	18.73	18.70	18.76	19.50
			12	6	18.69	18.77	18.84	19.50
			12	13	18.71	18.85	18.78	19.50
			25	0	18.60	18.62	18.78	19.50
	64QAM		1	0	18.97	19.01	18.96	19.50
			1	13	18.77	18.71	18.77	19.50
			1	24	18.85	19.14	18.93	19.50
			12	0	18.78	18.81	18.85	19.50
			12	6	18.71	18.80	18.73	19.50
			12	13	18.70	18.81	18.78	19.50
			25	0	18.67	18.68	18.71	19.50
Bandwidth	Modulation	RB size	RB offset	Channel/Frequency (MHz)			Tune-up Limit	
				18650/1855	18900/1880	19150/1905		
10MHz	QPSK	1	0	18.88	19.04	18.95	19.50	



		1	25	18.87	18.98	18.79	19.50	
		1	49	18.78	18.94	18.88	19.50	
		25	0	18.90	18.82	18.97	19.50	
		25	13	18.79	18.94	19.01	19.50	
		25	25	18.81	18.86	18.85	19.50	
		50	0	18.75	18.96	18.89	19.50	
	16QAM	1	0	19.02	18.95	19.01	19.50	
		1	25	18.81	18.74	18.92	19.50	
		1	49	18.97	18.96	19.05	19.50	
		25	0	18.77	18.76	18.81	19.50	
		25	13	18.72	18.82	18.88	19.50	
		25	25	18.75	18.91	18.83	19.50	
	64QAM	50	0	18.64	18.68	18.83	19.50	
		1	0	19.00	19.05	18.99	19.50	
		1	25	18.81	18.76	18.81	19.50	
		1	49	18.89	19.17	18.97	19.50	
		25	0	18.82	18.87	18.90	19.50	
		25	13	18.74	18.85	18.77	19.50	
		25	25	18.74	18.87	18.83	19.50	
		50	0	18.71	18.74	18.76	19.50	
		Bandwidth	Modulation	RB size	RB offset	Channel/Frequency (MHz)		
18675/1857.5						18900/1880	19125/1902.5	
15MHz		QPSK	1	0	18.82	18.95	18.88	19.50
			1	38	18.80	18.92	18.71	19.50
	1		74	18.70	18.84	18.79	19.50	
	36		0	18.83	18.73	18.89	19.50	
	36		18	18.71	18.84	18.92	19.50	
	36		39	18.73	18.78	18.76	19.50	
	75		0	18.68	18.87	18.79	19.50	
	16QAM	1	0	18.92	18.88	18.94	19.50	
		1	38	18.74	18.66	18.85	19.50	
		1	74	18.89	18.87	18.97	19.50	
		36	0	18.69	18.69	18.73	19.50	
		36	18	18.64	18.72	18.79	19.50	
		36	39	18.68	18.82	18.75	19.50	
		75	0	18.56	18.58	18.74	19.50	
	64QAM	1	0	18.90	18.98	18.92	19.50	
		1	38	18.74	18.68	18.74	19.50	
		1	74	18.81	19.08	18.89	19.50	
		36	0	18.74	18.80	18.82	19.50	
		36	18	18.66	18.75	18.68	19.50	
		36	39	18.67	18.78	18.75	19.50	
		75	0	18.63	18.64	18.67	19.50	



Bandwidth	Modulation	RB size	RB offset	Channel/Frequency (MHz)			Tune-up Limit
				18700/1860	18900/1880	19100/1900	
20MHz	QPSK	1	0	18.76	18.88	18.82	19.50
		1	50	18.76	18.85	18.66	19.50
		1	99	18.65	18.80	18.73	19.50
		50	0	18.77	18.65	18.82	19.50
		50	25	18.66	18.77	18.86	19.50
		50	50	18.67	18.70	18.69	19.50
		100	0	18.62	18.79	18.72	19.50
	16QAM	1	0	18.87	18.81	18.86	19.50
		1	50	18.67	18.61	18.78	19.50
		1	99	18.84	18.81	18.92	19.50
		50	0	18.63	18.62	18.67	19.50
		50	25	18.58	18.67	18.73	19.50
		50	50	18.62	18.74	18.68	19.50
		100	0	18.51	18.51	18.68	19.50
	64QAM	1	0	18.85	18.91	18.84	19.50
		1	50	18.67	18.63	18.67	19.50
		1	99	18.76	19.02	18.84	19.50
		50	0	18.68	18.73	18.76	19.50
		50	25	18.60	18.70	18.62	19.50
		50	50	18.61	18.70	18.68	19.50
		100	0	18.58	18.57	18.61	19.50

LTE FDD Band 4 (REC On+Left Head)				Conducted Power(dBm)			
Bandwidth	Modulation	RB size	RB offset	Channel/Frequency (MHz)			Tune-up Limit
				19957/1710.7	20175/1732.5	20393/1754.3	
1.4MHz	QPSK	1	0	19.93	19.94	19.93	20.50
		1	2	19.79	19.76	19.70	20.50
		1	5	19.78	19.65	19.83	20.50
		3	0	19.82	19.78	19.69	20.50
		3	2	19.79	19.81	19.84	20.50
		3	3	19.73	19.58	19.74	20.50
		6	0	19.59	19.75	19.72	20.50
	16QAM	1	0	20.00	19.83	19.88	20.50
		1	2	19.61	19.82	19.95	20.50
		1	5	19.66	19.94	19.78	20.50
		3	0	19.86	19.68	19.67	20.50
		3	2	19.82	19.80	19.61	20.50
		3	3	19.74	19.63	19.72	20.50
		6	0	19.73	19.69	19.66	20.50
	64QAM	1	0	19.95	19.77	19.67	20.50



Bandwidth	Modulation	RB size	RB offset	Channel/Frequency (MHz)			Tune-up Limit	
				19965/1711.5	20175/1732.5	20385/1753.5		
		1	2	19.65	19.75	19.95	20.50	
		1	5	19.69	19.59	19.78	20.50	
		3	0	19.89	19.66	19.64	20.50	
		3	2	19.77	19.60	19.73	20.50	
		3	3	19.75	19.73	19.61	20.50	
		6	0	19.73	19.63	19.67	20.50	
3MHz	QPSK	1	0	19.86	19.86	19.86	20.50	
		1	7	19.74	19.68	19.64	20.50	
		1	14	19.72	19.60	19.76	20.50	
		8	0	19.75	19.69	19.61	20.50	
		8	4	19.73	19.73	19.77	20.50	
		8	7	19.66	19.49	19.66	20.50	
		15	0	19.52	19.66	19.64	20.50	
	16QAM	1	0	19.94	19.75	19.79	20.50	
		1	7	19.53	19.76	19.87	20.50	
		1	14	19.60	19.87	19.72	20.50	
		8	0	19.79	19.60	19.60	20.50	
		8	4	19.75	19.74	19.54	20.50	
		8	7	19.67	19.54	19.64	20.50	
		15	0	19.67	19.61	19.59	20.50	
	64QAM	1	0	19.89	19.69	19.58	20.50	
		1	7	19.57	19.69	19.87	20.50	
		1	14	19.63	19.52	19.72	20.50	
		8	0	19.82	19.58	19.57	20.50	
		8	4	19.70	19.54	19.66	20.50	
		8	7	19.68	19.64	19.53	20.50	
		15	0	19.67	19.55	19.60	20.50	
	Bandwidth	Modulation	RB size	RB offset	Channel/Frequency (MHz)			Tune-up Limit
					19975/1712.5	20175/1732.5	20375/1752.5	
	5MHz	QPSK	1	0	19.92	19.93	19.91	20.50
1			13	19.81	19.73	19.70	20.50	
1			24	19.78	19.64	19.81	20.50	
12			0	19.81	19.73	19.66	20.50	
12			6	19.80	19.78	19.81	20.50	
12			13	19.73	19.56	19.71	20.50	
25			0	19.59	19.74	19.71	20.50	
16QAM		1	0	20.00	19.80	19.85	20.50	
		1	13	19.59	19.83	19.93	20.50	
		1	24	19.66	19.94	19.77	20.50	
		12	0	19.86	19.65	19.66	20.50	
		12	6	19.81	19.78	19.59	20.50	



Bandwidth	Modulation	RB size	RB offset	Channel/Frequency (MHz)			Tune-up Limit
				20000/1715	20175/1732.5	20350/1750	
	64QAM	12	13	19.73	19.58	19.69	20.50
		25	0	19.74	19.66	19.63	20.50
		1	0	19.95	19.74	19.64	20.50
		1	13	19.63	19.76	19.93	20.50
		1	24	19.69	19.59	19.77	20.50
		12	0	19.89	19.63	19.63	20.50
		12	6	19.76	19.58	19.71	20.50
		12	13	19.74	19.68	19.58	20.50
		25	0	19.74	19.60	19.64	20.50
10MHz	QPSK	1	0	19.91	19.91	19.91	20.50
		1	25	19.81	19.75	19.71	20.50
		1	49	19.77	19.65	19.81	20.50
		25	0	19.81	19.75	19.67	20.50
		25	13	19.80	19.80	19.82	20.50
		25	25	19.72	19.57	19.73	20.50
		50	0	19.64	19.73	19.72	20.50
	16QAM	1	0	19.99	19.80	19.84	20.50
		1	25	19.59	19.84	19.93	20.50
		1	49	19.66	19.93	19.77	20.50
		25	0	19.86	19.67	19.67	20.50
		25	13	19.80	19.79	19.59	20.50
		25	25	19.73	19.60	19.70	20.50
		50	0	19.74	19.68	19.64	20.50
	64QAM	1	0	19.94	19.74	19.63	20.50
		1	25	19.63	19.77	19.93	20.50
		1	49	19.69	19.58	19.77	20.50
		25	0	19.89	19.65	19.64	20.50
		25	13	19.75	19.59	19.71	20.50
		25	25	19.74	19.70	19.59	20.50
		50	0	19.74	19.62	19.65	20.50
15MHz	QPSK	1	0	19.86	19.83	19.85	20.50
		1	38	19.75	19.70	19.64	20.50
1		74	19.70	19.56	19.73	20.50	
36		0	19.75	19.67	19.60	20.50	
36		18	19.73	19.71	19.74	20.50	
36		39	19.65	19.50	19.65	20.50	
75		0	19.58	19.65	19.63	20.50	
16QAM	1	0	19.90	19.74	19.78	20.50	
	1	38	19.53	19.77	19.87	20.50	



Bandwidth	Modulation	RB size	RB offset	Channel/Frequency (MHz)			Tune-up Limit	
				20050/1720	20175/1732.5	20300/1745		
		1	74	19.59	19.85	19.70	20.50	
		36	0	19.79	19.61	19.60	20.50	
		36	18	19.73	19.70	19.51	20.50	
		36	39	19.67	19.52	19.63	20.50	
		75	0	19.67	19.59	19.56	20.50	
	64QAM	1	0	19.85	19.68	19.57	20.50	
		1	38	19.57	19.70	19.87	20.50	
		1	74	19.62	19.50	19.70	20.50	
		36	0	19.82	19.59	19.57	20.50	
		36	18	19.68	19.50	19.63	20.50	
		36	39	19.68	19.62	19.52	20.50	
		75	0	19.67	19.53	19.57	20.50	
	20MHz	QPSK	1	0	19.90	19.86	19.89	20.50
			1	50	19.81	19.73	19.69	20.50
1			99	19.75	19.62	19.77	20.50	
50			0	19.79	19.69	19.63	20.50	
50			25	19.78	19.74	19.78	20.50	
50			50	19.69	19.52	19.68	20.50	
100			0	19.62	19.67	19.66	20.50	
16QAM		1	0	19.95	19.77	19.80	20.50	
		1	50	19.56	19.82	19.90	20.50	
		1	99	19.64	19.89	19.75	20.50	
		50	0	19.83	19.64	19.64	20.50	
		50	25	19.77	19.75	19.55	20.50	
		50	50	19.71	19.54	19.66	20.50	
		100	0	19.72	19.62	19.60	20.50	
64QAM		1	0	19.90	19.71	19.59	20.50	
		1	50	19.60	19.75	19.90	20.50	
		1	99	19.67	19.54	19.75	20.50	
		50	0	19.86	19.62	19.61	20.50	
		50	25	19.72	19.55	19.67	20.50	
		50	50	19.72	19.64	19.55	20.50	
		100	0	19.72	19.56	19.61	20.50	

LTE FDD Band 4 (REC On+Right Head)				Conducted Power(dBm)			
Bandwidth	Modulation	RB size	RB offset	Channel/Frequency (MHz)			Tune-up Limit
				19957/1710.7	20175/1732.5	20393/1754.3	
1.4MHz	QPSK	1	0	17.21	17.19	17.08	18.00
		1	2	17.09	16.40	16.33	18.00
		1	5	17.02	16.91	16.79	18.00



		3	0	17.08	16.90	16.93	18.00		
		3	2	17.01	17.00	16.98	18.00		
		3	3	17.07	16.80	16.88	18.00		
		6	0	16.81	17.05	16.95	18.00		
	16QAM	1	0	17.22	17.32	17.17	18.00		
		1	2	16.84	16.39	16.64	18.00		
		1	5	17.09	17.13	17.15	18.00		
		3	0	17.02	17.00	16.87	18.00		
		3	2	16.94	16.87	16.85	18.00		
		3	3	16.85	16.75	16.80	18.00		
	64QAM	6	0	16.88	16.83	16.73	18.00		
		1	0	17.17	17.14	17.25	18.00		
		1	2	17.07	16.12	16.60	18.00		
		1	5	17.12	16.89	16.92	18.00		
		3	0	16.93	16.88	16.95	18.00		
		3	2	16.93	16.92	16.88	18.00		
			3	3	16.86	16.78	16.74	18.00	
			6	0	16.90	16.88	16.71	18.00	
			Channel/Frequency (MHz)			Tune-up Limit			
Bandwidth	Modulation	RB size	RB offset	19965/1711.5	20175/1732.5		20385/1753.5		
3MHz	QPSK	1	0	17.25	17.18	17.12	18.00		
		1	7	17.15	16.46	16.38	18.00		
		1	14	17.05	16.95	16.81	18.00		
		8	0	17.12	16.92	16.96	18.00		
		8	4	17.05	17.02	17.01	18.00		
		8	7	17.09	16.82	16.91	18.00		
		15	0	16.90	17.04	16.96	18.00		
	16QAM	1	0	17.23	17.35	17.18	18.00		
		1	7	16.87	16.44	16.67	18.00		
		1	14	17.13	17.14	17.19	18.00		
		8	0	17.05	17.05	16.91	18.00		
		8	4	16.96	16.90	16.87	18.00		
		8	7	16.89	16.77	16.83	18.00		
		15	0	16.92	16.85	16.76	18.00		
	64QAM	1	0	17.18	17.17	17.26	18.00		
		1	7	17.10	16.17	16.63	18.00		
		1	14	17.16	16.90	16.96	18.00		
		8	0	16.96	16.93	16.99	18.00		
		8	4	16.95	16.95	16.90	18.00		
		8	7	16.90	16.80	16.77	18.00		
		15	0	16.94	16.90	16.74	18.00		
						Channel/Frequency (MHz)			Tune-up Limit
			Bandwidth	Modulation	RB size	RB offset	19975/1712.5	20175/1732.5	



5MHz	QPSK	1	0	17.24	17.18	17.10	18.00
		1	13	17.15	16.44	16.37	18.00
		1	24	17.04	16.92	16.79	18.00
		12	0	17.11	16.89	16.94	18.00
		12	6	17.05	17.00	16.98	18.00
		12	13	17.09	16.82	16.89	18.00
		25	0	16.90	17.05	16.96	18.00
	16QAM	1	0	17.22	17.33	17.17	18.00
		1	13	16.86	16.44	16.66	18.00
		1	24	17.12	17.14	17.17	18.00
		12	0	17.05	17.03	16.90	18.00
		12	6	16.95	16.87	16.85	18.00
		12	13	16.88	16.74	16.81	18.00
		25	0	16.92	16.83	16.73	18.00
	64QAM	1	0	17.17	17.15	17.25	18.00
		1	13	17.09	16.17	16.62	18.00
		1	24	17.15	16.90	16.94	18.00
		12	0	16.96	16.91	16.98	18.00
		12	6	16.94	16.92	16.88	18.00
		12	13	16.89	16.77	16.75	18.00
		25	0	16.94	16.88	16.71	18.00
Bandwidth	Modulation	RB size	RB offset	Channel/Frequency (MHz)			Tune-up Limit
				20000/1715	20175/1732.5	20350/1750	
10MHz	QPSK	1	0	17.23	17.16	17.10	18.00
		1	25	17.15	16.46	16.38	18.00
		1	49	17.03	16.93	16.79	18.00
		25	0	17.11	16.91	16.95	18.00
		25	13	17.05	17.02	16.99	18.00
		25	25	17.08	16.83	16.91	18.00
		50	0	16.95	17.04	16.97	18.00
	16QAM	1	0	17.21	17.33	17.16	18.00
		1	25	16.86	16.45	16.66	18.00
		1	49	17.12	17.13	17.17	18.00
		25	0	17.05	17.05	16.91	18.00
		25	13	16.94	16.88	16.85	18.00
		25	25	16.88	16.76	16.82	18.00
		50	0	16.92	16.85	16.74	18.00
	64QAM	1	0	17.16	17.15	17.24	18.00
		1	25	17.09	16.18	16.62	18.00
		1	49	17.15	16.89	16.94	18.00
		25	0	16.96	16.93	16.99	18.00
		25	13	16.93	16.93	16.88	18.00
		25	25	16.89	16.79	16.76	18.00



Bandwidth	Modulation	50	0	16.94	16.90	16.72	18.00
		RB size	RB offset	Channel/Frequency (MHz)			Tune-up Limit
				20025/1717.5	20175/1732.5	20325/1747.5	
15MHz	QPSK	1	0	17.21	17.11	17.07	18.00
		1	38	17.12	16.44	16.34	18.00
		1	74	16.99	16.87	16.74	18.00
		36	0	17.08	16.86	16.91	18.00
		36	18	17.01	16.96	16.94	18.00
		36	39	17.04	16.79	16.86	18.00
		75	0	16.92	16.99	16.91	18.00
	16QAM	1	0	17.15	17.30	17.13	18.00
		1	38	16.83	16.41	16.63	18.00
		1	74	17.08	17.08	17.13	18.00
		36	0	17.01	17.02	16.87	18.00
		36	18	16.90	16.82	16.80	18.00
		36	39	16.85	16.71	16.78	18.00
		75	0	16.88	16.79	16.69	18.00
	64QAM	1	0	17.10	17.12	17.21	18.00
		1	38	17.06	16.14	16.59	18.00
		1	74	17.11	16.84	16.90	18.00
		36	0	16.92	16.90	16.95	18.00
		36	18	16.89	16.87	16.83	18.00
		36	39	16.86	16.74	16.72	18.00
		75	0	16.90	16.84	16.67	18.00
Bandwidth	Modulation	RB size	RB offset	Channel/Frequency (MHz)			Tune-up Limit
				20050/1720	20175/1732.5	20300/1745	
		20MHz	QPSK	1	0	17.22	17.11
1	50			17.15	16.44	16.36	18.00
1	99			17.01	16.90	16.75	18.00
50	0			17.09	16.85	16.91	18.00
50	25			17.03	16.96	16.95	18.00
50	50			17.05	16.78	16.86	18.00
100	0			16.93	16.98	16.91	18.00
16QAM	1		0	17.17	17.30	17.12	18.00
	1		50	16.83	16.43	16.63	18.00
	1		99	17.10	17.09	17.15	18.00
	50		0	17.02	17.02	16.88	18.00
	50		25	16.91	16.84	16.81	18.00
	50		50	16.86	16.70	16.78	18.00
	100		0	16.90	16.79	16.70	18.00
64QAM	1		0	17.12	17.12	17.20	18.00
	1		50	17.06	16.16	16.59	18.00
	1		99	17.13	16.85	16.92	18.00



		50	0	16.93	16.90	16.96	18.00
		50	25	16.90	16.89	16.84	18.00
		50	50	16.87	16.73	16.72	18.00
		100	0	16.92	16.84	16.68	18.00

LTE FDD Band 4 (REC On+Left Head+Wi-Fi/BT)				Conducted Power(dBm)			
Bandwidth	Modulation	RB size	RB offset	Channel/Frequency (MHz)			Tune-up Limit
				19957/1710.7	20175/1732.5	20393/1754.3	
1.4MHz	QPSK	1	0	16.93	17.05	16.95	17.50
		1	2	16.82	16.21	16.41	17.50
		1	5	16.78	16.77	16.78	17.50
		3	0	16.80	16.74	16.61	17.50
		3	2	16.78	16.80	16.63	17.50
		3	3	16.77	16.76	16.80	17.50
		6	0	16.70	16.86	16.36	17.50
	16QAM	1	0	17.10	16.87	17.12	17.50
		1	2	17.05	16.27	16.22	17.50
		1	5	16.93	16.92	16.99	17.50
		3	0	16.82	16.84	16.86	17.50
		3	2	16.77	16.71	16.71	17.50
		3	3	16.75	16.74	16.58	17.50
		6	0	16.71	16.69	16.53	17.50
	64QAM	1	0	17.11	17.02	16.72	17.50
		1	2	16.75	15.86	16.72	17.50
		1	5	16.98	16.87	16.89	17.50
		3	0	16.78	16.70	16.79	17.50
		3	2	16.88	16.68	16.60	17.50
		3	3	16.68	16.79	16.57	17.50
		6	0	16.75	16.58	16.65	17.50
Bandwidth	Modulation	RB size	RB offset	Channel/Frequency (MHz)			Tune-up Limit
				19965/1711.5	20175/1732.5	20385/1753.5	
3MHz	QPSK	1	0	16.90	16.98	16.91	17.50
		1	7	16.80	16.17	16.37	17.50
		1	14	16.74	16.72	16.72	17.50
		8	0	16.76	16.66	16.55	17.50
		8	4	16.74	16.72	16.57	17.50
		8	7	16.72	16.69	16.73	17.50
		15	0	16.66	16.78	16.28	17.50
	16QAM	1	0	17.04	16.82	17.06	17.50
		1	7	17.00	16.23	16.17	17.50
		1	14	16.89	16.86	16.95	17.50
		8	0	16.77	16.79	16.81	17.50



Bandwidth	Modulation	RB size	RB offset	Channel/Frequency (MHz)			Tune-up Limit	
				19975/1712.5	20175/1732.5	20375/1752.5		
	64QAM	8	4	16.72	16.65	16.65	17.50	
		8	7	16.71	16.66	16.52	17.50	
		15	0	16.67	16.61	16.47	17.50	
		1	0	17.05	16.97	16.66	17.50	
		1	7	16.70	15.82	16.67	17.50	
		1	14	16.94	16.81	16.85	17.50	
		8	0	16.73	16.65	16.74	17.50	
		8	4	16.83	16.62	16.54	17.50	
		8	7	16.64	16.71	16.51	17.50	
		15	0	16.71	16.50	16.59	17.50	
5MHz	QPSK	1	0	16.87	16.96	16.87	17.50	
		1	13	16.78	16.13	16.34	17.50	
		1	24	16.71	16.67	16.68	17.50	
		12	0	16.73	16.61	16.51	17.50	
		12	6	16.72	16.68	16.52	17.50	
		12	13	16.70	16.67	16.69	17.50	
		25	0	16.64	16.77	16.26	17.50	
	16QAM	1	0	17.01	16.78	17.03	17.50	
		1	13	16.97	16.21	16.14	17.50	
		1	24	16.86	16.84	16.91	17.50	
		12	0	16.75	16.75	16.78	17.50	
		12	6	16.69	16.60	16.61	17.50	
		12	13	16.68	16.61	16.48	17.50	
		25	0	16.65	16.57	16.42	17.50	
	64QAM	1	0	17.02	16.93	16.63	17.50	
		1	13	16.67	15.80	16.64	17.50	
		1	24	16.91	16.79	16.81	17.50	
		12	0	16.71	16.61	16.71	17.50	
		12	6	16.80	16.57	16.50	17.50	
		12	13	16.61	16.66	16.47	17.50	
		25	0	16.69	16.46	16.54	17.50	
	Bandwidth	Modulation	RB size	RB offset	Channel/Frequency (MHz)			Tune-up Limit
					20000/1715	20175/1732.5	20350/1750	
	10MHz	QPSK	1	0	16.88	16.96	16.89	17.50
1			25	16.80	16.17	16.37	17.50	
1			49	16.72	16.70	16.70	17.50	
25			0	16.75	16.65	16.54	17.50	
25			13	16.74	16.72	16.55	17.50	
25			25	16.71	16.70	16.73	17.50	
50			0	16.71	16.78	16.29	17.50	
16QAM		1	0	17.02	16.80	17.04	17.50	



		1	25	16.99	16.24	16.16	17.50
		1	49	16.88	16.85	16.93	17.50
		25	0	16.77	16.79	16.81	17.50
		25	13	16.70	16.63	16.63	17.50
		25	25	16.70	16.65	16.51	17.50
		50	0	16.67	16.61	16.45	17.50
	64QAM	1	0	17.03	16.95	16.64	17.50
		1	25	16.69	15.83	16.66	17.50
		1	49	16.93	16.80	16.83	17.50
		25	0	16.73	16.65	16.74	17.50
		25	13	16.81	16.60	16.52	17.50
		25	25	16.63	16.70	16.50	17.50
	50	0	16.71	16.50	16.57	17.50	
	Bandwidth	Modulation	RB size	RB offset	Channel/Frequency (MHz)		
20025/1717.5					20175/1732.5	20325/1747.5	
15MHz	QPSK	1	0	16.89	16.94	16.89	17.50
		1	38	16.80	16.18	16.36	17.50
		1	74	16.71	16.67	16.68	17.50
		36	0	16.75	16.63	16.53	17.50
		36	18	16.73	16.69	16.53	17.50
		36	39	16.70	16.69	16.71	17.50
		75	0	16.71	16.76	16.26	17.50
	16QAM	1	0	16.99	16.80	17.04	17.50
		1	38	16.99	16.23	16.16	17.50
		1	74	16.87	16.83	16.92	17.50
		36	0	16.76	16.79	16.80	17.50
		36	18	16.69	16.60	16.61	17.50
		36	39	16.70	16.63	16.50	17.50
		75	0	16.66	16.58	16.43	17.50
	64QAM	1	0	17.00	16.95	16.64	17.50
		1	38	16.69	15.82	16.66	17.50
		1	74	16.92	16.78	16.82	17.50
		36	0	16.72	16.65	16.73	17.50
		36	18	16.80	16.57	16.50	17.50
		36	39	16.63	16.68	16.49	17.50
		75	0	16.70	16.47	16.55	17.50
Bandwidth	Modulation	RB size	RB offset	Channel/Frequency (MHz)			Tune-up Limit
				20050/1720	20175/1732.5	20300/1745	
20MHz	QPSK	1	0	16.93	16.97	16.93	17.50
		1	50	16.86	16.21	16.41	17.50
		1	99	16.76	16.73	16.72	17.50
		50	0	16.79	16.65	16.56	17.50
		50	25	16.78	16.72	16.57	17.50



		50	50	16.74	16.71	16.74	17.50
		100	0	16.75	16.78	16.29	17.50
	16QAM	1	0	17.04	16.83	17.06	17.50
		1	50	17.02	16.28	16.19	17.50
		1	99	16.92	16.87	16.97	17.50
		50	0	16.80	16.82	16.84	17.50
		50	25	16.73	16.65	16.65	17.50
		50	50	16.74	16.65	16.53	17.50
		100	0	16.71	16.61	16.47	17.50
	64QAM	1	0	17.05	16.98	16.66	17.50
		1	50	16.72	15.87	16.69	17.50
		1	99	16.97	16.82	16.87	17.50
		50	0	16.76	16.68	16.77	17.50
		50	25	16.84	16.62	16.54	17.50
50		50	16.67	16.70	16.52	17.50	
100		0	16.75	16.50	16.59	17.50	

LTE FDD Band 4 (REC On+Right Head+Wi-Fi/BT)				Conducted Power(dBm)			
Bandwidth	Modulation	RB size	RB offset	Channel/Frequency (MHz)			Tune-up Limit
				19957/1710.7	20175/1732.5	20393/1754.3	
1.4MHz	QPSK	1	0	15.04	13.71	14.85	15.50
		1	2	13.79	14.19	14.84	15.50
		1	5	14.46	15.11	13.95	15.50
		3	0	14.68	14.35	14.61	15.50
		3	2	14.96	14.93	14.80	15.50
		3	3	13.84	14.74	14.92	15.50
		6	0	14.52	14.68	14.67	15.50
	16QAM	1	0	15.12	14.14	15.23	15.50
		1	2	14.72	14.62	15.24	15.50
		1	5	14.60	14.99	14.48	15.50
		3	0	14.52	14.36	14.73	15.50
		3	2	14.01	14.63	15.18	15.50
		3	3	13.62	15.24	14.92	15.50
		6	0	14.46	14.59	14.46	15.50
	64QAM	1	0	14.61	13.75	14.94	15.50
		1	2	13.95	14.56	15.13	15.50
		1	5	14.51	15.07	14.34	15.50
		3	0	14.46	14.33	15.04	15.50
		3	2	13.98	14.62	15.23	15.50
		3	3	13.64	15.21	14.81	15.50
		6	0	14.45	14.63	15.17	15.50



Bandwidth	Modulation	RB size	RB offset	Channel/Frequency (MHz)			Tune-up Limit
				19965/1711.5	20175/1732.5	20385/1753.5	
3MHz	QPSK	1	0	15.02	13.68	14.83	15.50
		1	7	13.79	14.16	14.83	15.50
		1	14	14.45	15.11	13.93	15.50
		8	0	14.66	14.31	14.58	15.50
		8	4	14.95	14.90	14.78	15.50
		8	7	13.82	14.70	14.89	15.50
		15	0	14.50	14.64	14.64	15.50
	16QAM	1	0	15.31	14.11	15.19	15.50
		1	7	14.69	14.61	15.21	15.50
		1	14	14.59	14.97	14.47	15.50
		8	0	14.50	14.33	14.71	15.50
		8	4	13.99	14.62	15.16	15.50
		8	7	13.60	15.20	14.89	15.50
		15	0	14.45	14.56	14.44	15.50
	64QAM	1	0	14.60	13.72	14.90	15.50
		1	7	13.92	14.55	15.10	15.50
		1	14	14.50	15.05	14.33	15.50
		8	0	14.44	14.30	15.02	15.50
		8	4	13.96	14.61	15.21	15.50
		8	7	13.62	15.17	14.78	15.50
		15	0	14.44	14.60	15.15	15.50
Bandwidth	Modulation	RB size	RB offset	Channel/Frequency (MHz)			Tune-up Limit
				19975/1712.5	20175/1732.5	20375/1752.5	
5MHz	QPSK	1	0	15.00	13.67	14.80	15.50
		1	13	13.78	14.13	14.81	15.50
		1	24	14.43	15.07	13.90	15.50
		12	0	14.64	14.27	14.55	15.50
		12	6	14.94	14.87	14.74	15.50
		12	13	13.81	14.69	14.86	15.50
		25	0	14.49	14.64	14.63	15.50
	16QAM	1	0	15.29	14.08	15.17	15.50
		1	13	14.67	14.60	15.19	15.50
		1	24	14.57	14.96	14.44	15.50
		12	0	14.49	14.30	14.69	15.50
		12	6	13.97	14.58	15.13	15.50
		12	13	13.58	15.16	14.86	15.50
		25	0	14.44	14.53	14.40	15.50
	64QAM	1	0	14.58	13.69	14.88	15.50
		1	13	13.90	14.54	15.08	15.50
		1	24	14.48	15.04	14.30	15.50
		12	0	14.43	14.27	15.00	15.50



Bandwidth	Modulation	RB size	RB offset	Channel/Frequency (MHz)			Tune-up Limit	
				20000/1715	20175/1732.5	20350/1750		
10MHz	QPSK	12	6	13.94	14.57	15.18	15.50	
		12	13	13.60	15.13	14.75	15.50	
		25	0	14.43	14.57	15.11	15.50	
		1	0	15.01	13.67	14.82	15.50	
		1	25	13.80	14.17	14.84	15.50	
		1	49	14.44	15.10	13.92	15.50	
		25	0	14.66	14.31	14.58	15.50	
	16QAM	25	13	14.96	14.91	14.77	15.50	
		25	25	13.82	14.72	14.90	15.50	
		50	0	14.56	14.65	14.66	15.50	
		1	0	15.30	14.10	15.18	15.50	
		1	25	14.69	14.63	15.21	15.50	
		1	49	14.59	14.97	14.46	15.50	
		25	0	14.51	14.34	14.72	15.50	
	64QAM	25	13	13.98	14.61	15.15	15.50	
		25	25	13.60	15.20	14.89	15.50	
		50	0	14.46	14.57	14.43	15.50	
		1	0	14.59	13.71	14.89	15.50	
		1	25	13.92	14.57	15.10	15.50	
		1	49	14.50	15.05	14.32	15.50	
		25	0	14.45	14.31	15.03	15.50	
	15MHz	QPSK	25	13	13.95	14.60	15.20	15.50
			25	25	13.62	15.17	14.78	15.50
			50	0	14.45	14.61	15.14	15.50
			1	0	15.05	13.68	14.85	15.50
1			38	13.83	14.21	14.86	15.50	
1			74	14.46	15.10	13.93	15.50	
36			0	14.69	14.32	14.60	15.50	
16QAM		36	18	14.98	14.91	14.78	15.50	
		36	39	13.84	14.74	14.91	15.50	
		75	0	14.59	14.66	14.66	15.50	
	1	0	15.30	14.13	15.21	15.50		
	1	38	14.72	14.65	15.24	15.50		
	1	74	14.61	14.98	14.48	15.50		
	36	0	14.53	14.37	14.74	15.50		
64QAM	36	18	14.00	14.61	15.16	15.50		
	36	39	13.63	15.21	14.91	15.50		
	75	0	14.48	14.57	14.44	15.50		



Bandwidth	Modulation	RB size	RB offset	Channel/Frequency (MHz)			Tune-up Limit
				20050/1720	20175/1732.5	20300/1745	
20MHz	QPSK	1	38	13.95	14.59	15.13	15.50
		1	74	14.52	15.06	14.34	15.50
		36	0	14.47	14.34	15.05	15.50
		36	18	13.97	14.60	15.21	15.50
		36	39	13.65	15.18	14.80	15.50
		75	0	14.47	14.61	15.15	15.50
		16QAM	1	0	15.04	13.66	14.84
	1		50	13.84	14.19	14.86	15.50
	1		99	14.46	15.11	13.92	15.50
	50		0	14.68	14.29	14.58	15.50
	50		25	14.98	14.89	14.77	15.50
	50		50	13.83	14.71	14.89	15.50
	100		0	14.58	14.63	14.64	15.50
	64QAM	1	0	15.30	14.11	15.18	15.50
		1	50	14.70	14.65	15.22	15.50
		1	99	14.61	14.97	14.48	15.50
		50	0	14.52	14.35	14.73	15.50
		50	25	13.99	14.61	15.35	15.50
		50	50	13.62	15.18	14.89	15.50
		100	0	14.48	14.55	14.43	15.50
	64QAM	1	0	14.59	13.72	14.89	15.50
1		50	13.93	14.59	15.31	15.50	
1		99	14.52	15.05	14.34	15.50	
50		0	14.46	14.32	15.04	15.50	
50		25	13.96	14.60	15.20	15.50	
50		50	13.64	15.15	14.78	15.50	
100		0	14.47	14.59	15.14	15.50	

LTE FDD Band 4 (REC Off)				Conducted Power(dBm)			
Bandwidth	Modulation	RB size	RB offset	Channel/Frequency (MHz)			Tune-up Limit
				19957/1710.7	20175/1732.5	20393/1754.3	
1.4MHz	QPSK	1	0	23.33	23.37	23.29	23.80
		1	2	23.14	23.12	23.11	23.80
		1	5	23.24	23.13	23.04	23.80
		3	0	23.25	23.17	22.98	23.80
		3	2	23.26	23.23	23.14	23.80
		3	3	23.18	23.07	23.09	23.80
		6	0	22.96	23.28	23.11	23.80
	16QAM	1	0	23.17	23.31	23.42	23.80
		1	2	23.29	23.34	23.22	23.80



		1	5	22.92	23.38	23.00	23.80
		3	0	22.86	23.13	23.05	23.80
		3	2	23.18	23.07	23.04	23.80
		3	3	22.83	23.08	22.98	23.80
		6	0	22.28	22.25	22.10	22.80
	64QAM	1	0	22.39	22.51	22.14	22.80
		1	2	22.32	22.27	21.86	22.80
		1	5	22.36	22.25	22.18	22.80
		3	0	22.33	21.97	22.21	22.80
		3	2	22.07	21.90	22.26	22.80
		3	3	21.92	21.88	22.19	22.80
	6	0	21.06	21.29	21.35	21.80	
	Bandwidth	Modulation	RB size	RB offset	Channel/Frequency (MHz)		
19965/1711.5					20175/1732.5	20385/1753.5	
3MHz	QPSK	1	0	23.31	23.26	23.23	23.80
		1	7	23.10	23.12	23.00	23.80
		1	14	23.21	23.09	22.96	23.80
		8	0	23.09	23.12	22.95	23.80
		8	4	23.20	23.15	23.13	23.80
		8	7	23.06	22.96	22.99	23.80
		15	0	23.00	23.21	23.06	23.80
	16QAM	1	0	23.07	23.20	23.27	23.80
		1	7	23.27	23.25	23.15	23.80
		1	14	22.80	23.36	22.93	23.80
		8	0	21.90	22.16	22.04	22.80
		8	4	22.22	22.12	22.09	22.80
		8	7	21.88	22.10	22.06	22.80
		15	0	22.23	22.10	22.02	22.80
	64QAM	1	0	22.26	22.48	22.09	22.80
		1	7	22.23	22.23	21.86	22.80
		1	14	22.29	22.16	22.06	22.80
		8	0	21.40	21.00	21.29	21.80
		8	4	21.10	20.70	21.28	21.80
		8	7	20.93	20.95	21.23	21.80
		15	0	21.06	21.15	21.23	21.80
Bandwidth	Modulation	RB size	RB offset	Channel/Frequency (MHz)			Tune-up Limit
				19975/1712.5	20175/1732.5	20375/1752.5	
5MHz	QPSK	1	0	23.20	23.25	23.15	23.80
		1	13	23.06	23.09	23.04	23.80
		1	24	23.17	23.07	22.88	23.80
		12	0	23.11	23.08	22.86	23.80
		12	6	23.16	23.05	23.08	23.80
		12	13	23.10	22.95	23.00	23.80



Bandwidth	Modulation	RB size	RB offset	Channel/Frequency (MHz)			Tune-up Limit	
				20000/1715	20175/1732.5	20350/1750		
	16QAM	25	0	22.95	23.14	23.06	23.80	
		1	0	23.08	23.17	23.22	23.80	
		1	13	23.24	23.25	23.08	23.80	
		1	24	22.79	23.34	22.90	23.80	
		12	0	21.94	22.16	21.99	22.80	
		12	6	22.13	22.14	22.03	22.80	
		12	13	21.82	21.99	22.03	22.80	
		25	0	22.22	22.11	22.00	22.80	
	64QAM	1	0	22.24	22.39	22.03	22.80	
		1	13	22.24	22.22	21.72	22.80	
		1	24	22.32	22.20	22.06	22.80	
		12	0	21.33	20.92	21.17	21.80	
		12	6	21.07	20.92	21.25	21.80	
		12	13	20.95	20.85	21.14	21.80	
		25	0	20.98	21.14	21.18	21.80	
10MHz	QPSK	1	0	23.24	23.29	23.24	23.80	
		1	25	23.17	23.12	23.04	23.80	
		1	49	23.13	23.05	23.03	23.80	
		25	0	23.18	23.07	22.84	23.80	
		25	13	23.25	23.12	23.06	23.80	
		25	25	23.08	22.97	23.02	23.80	
		50	0	23.06	23.23	23.06	23.80	
	16QAM	1	0	23.04	23.22	23.29	23.80	
		1	25	23.21	23.36	23.15	23.80	
		1	49	22.91	23.33	22.85	23.80	
		25	0	21.90	22.22	22.08	22.80	
		25	13	22.13	22.11	22.11	22.80	
		25	25	21.91	22.07	22.02	22.80	
		50	0	22.17	22.14	22.06	22.80	
	64QAM	1	0	22.34	22.48	21.97	22.80	
		1	25	22.27	22.27	21.80	22.80	
		1	49	22.31	22.12	22.07	22.80	
		25	0	21.36	21.07	21.28	21.80	
		25	13	20.88	20.87	21.23	21.80	
		25	25	20.99	20.94	21.17	21.80	
		50	0	20.97	21.23	21.24	21.80	
	Bandwidth	Modulation	RB size	RB offset	Channel/Frequency (MHz)			Tune-up Limit
					20025/1717.5	20175/1732.5	20325/1747.5	
	15MHz	QPSK	1	0	23.27	23.20	23.20	23.80
			1	38	23.10	23.04	23.06	23.80
			1	74	23.13	22.99	22.89	23.80



Bandwidth	Modulation	RB size	RB offset	Channel/Frequency (MHz)			Tune-up Limit	
				20050/1720	20175/1732.5	20300/1745		
	16QAM	36	0	23.19	23.03	22.85	23.80	
		36	18	23.18	23.10	23.02	23.80	
		36	39	23.10	23.00	22.99	23.80	
		75	0	23.00	23.14	23.02	23.80	
		1	0	23.06	23.26	23.28	23.80	
		1	38	23.26	23.26	23.16	23.80	
		1	74	22.81	23.04	22.90	23.80	
		36	0	21.86	22.20	22.09	22.80	
		36	18	22.18	22.04	21.99	22.80	
		36	39	21.85	22.05	21.99	22.80	
		75	0	22.18	22.15	21.98	22.80	
		1	0	22.23	22.41	22.05	22.80	
		1	38	22.21	22.22	21.84	22.80	
		1	74	22.26	22.12	22.02	22.80	
	36	0	21.37	21.03	21.26	21.80		
	36	18	21.06	20.83	21.16	21.80		
	36	39	20.96	20.84	21.19	21.80		
	75	0	20.94	21.22	21.23	21.80		
	20MHz	QPSK	1	0	23.26	23.17	23.17	23.80
			1	50	23.08	23.08	22.96	23.80
			1	99	23.15	23.02	22.88	23.80
			50	0	23.04	23.03	22.88	23.80
			50	25	23.16	23.07	23.05	23.80
			50	50	23.00	22.90	22.92	23.80
			100	0	23.01	23.13	22.99	23.80
		16QAM	1	0	22.99	23.13	23.19	23.80
			1	50	23.21	23.22	23.09	23.80
			1	99	22.75	23.29	22.87	23.80
50			0	21.85	22.11	21.99	22.80	
50			25	22.15	22.04	22.01	22.80	
50			50	21.83	22.01	21.99	22.80	
100			0	22.19	22.02	21.94	22.80	
64QAM		1	0	22.18	22.41	22.01	22.80	
		1	50	22.17	22.20	21.80	22.80	
		1	99	22.24	22.09	22.00	22.80	
		50	0	21.35	20.95	21.24	21.80	
		50	25	21.03	20.62	21.20	21.80	
		50	50	20.88	20.86	21.16	21.80	
		100	0	21.02	21.07	21.15	21.80	



LTE FDD Band 4 (REC Off+Wi-Fi/BT)				Conducted Power(dBm)			
Bandwidth	Modulation	RB size	RB offset	Channel/Frequency (MHz)			Tune-up Limit
				19957/1710.7	20175/1732.5	20393/1754.3	
1.4MHz	QPSK	1	0	20.21	20.24	20.09	21.00
		1	2	19.77	20.09	20.04	21.00
		1	5	20.16	20.06	19.99	21.00
		3	0	19.96	20.07	20.04	21.00
		3	2	20.08	20.07	20.05	21.00
		3	3	19.98	19.97	19.99	21.00
		6	0	20.02	20.15	20.00	21.00
	16QAM	1	0	20.08	20.15	19.81	21.00
		1	2	19.84	19.78	19.83	21.00
		1	5	20.03	20.03	19.88	21.00
		3	0	20.02	20.10	19.96	21.00
		3	2	20.02	20.02	19.96	21.00
		3	3	20.06	19.99	19.87	21.00
		6	0	19.96	19.90	19.93	21.00
	64QAM	1	0	19.95	20.07	20.09	21.00
		1	2	20.02	19.94	19.97	21.00
		1	5	19.97	19.89	20.00	21.00
		3	0	20.05	20.01	19.96	21.00
		3	2	19.95	19.80	19.83	21.00
		3	3	19.95	19.97	19.86	21.00
		6	0	19.94	19.93	19.91	21.00
Bandwidth	Modulation	RB size	RB offset	Channel/Frequency (MHz)			Tune-up Limit
				19965/1711.5	20175/1732.5	20385/1753.5	
3MHz	QPSK	1	0	20.20	20.22	20.08	21.00
		1	7	19.78	20.07	20.04	21.00
		1	14	20.16	20.07	19.98	21.00
		8	0	19.95	20.04	20.02	21.00
		8	4	20.08	20.05	20.04	21.00
		8	7	19.97	19.94	19.97	21.00
		15	0	20.01	20.12	19.98	21.00
	16QAM	1	0	20.08	20.13	19.78	21.00
		1	7	19.82	19.78	19.81	21.00
		1	14	20.03	20.02	19.88	21.00
		8	0	20.01	20.08	19.95	21.00
		8	4	20.01	20.02	19.95	21.00
		8	7	20.05	19.96	19.85	21.00
		15	0	19.96	19.88	19.92	21.00
	64QAM	1	0	19.95	20.05	20.06	21.00
		1	7	20.00	19.94	19.95	21.00



Bandwidth	Modulation	RB size	RB offset	Channel/Frequency (MHz)			Tune-up Limit	
				19975/1712.5	20175/1732.5	20375/1752.5		
		1	14	19.97	19.88	20.00	21.00	
		8	0	20.04	19.99	19.95	21.00	
		8	4	19.94	19.80	19.82	21.00	
		8	7	19.94	19.94	19.84	21.00	
		15	0	19.94	19.91	19.90	21.00	
5MHz	QPSK	1	0	20.10	20.13	19.97	21.00	
		1	13	19.69	19.96	19.94	21.00	
		1	24	20.06	19.95	19.87	21.00	
		12	0	19.85	19.92	19.91	21.00	
		12	6	19.99	19.94	19.92	21.00	
		12	13	19.88	19.85	19.86	21.00	
		25	0	19.92	20.04	19.89	21.00	
	16QAM	1	0	19.98	20.02	19.68	21.00	
		1	13	19.72	19.69	19.71	21.00	
		1	24	19.93	19.93	19.77	21.00	
		12	0	19.92	19.97	19.85	21.00	
		12	6	19.91	19.90	19.84	21.00	
		12	13	19.95	19.84	19.74	21.00	
		25	0	19.87	19.77	19.80	21.00	
	64QAM	1	0	19.85	19.94	19.96	21.00	
		1	13	19.90	19.85	19.85	21.00	
		1	24	19.87	19.79	19.89	21.00	
		12	0	19.95	19.88	19.85	21.00	
		12	6	19.84	19.68	19.71	21.00	
		12	13	19.84	19.82	19.73	21.00	
		25	0	19.85	19.80	19.78	21.00	
	Bandwidth	Modulation	RB size	RB offset	Channel/Frequency (MHz)			Tune-up Limit
					20000/1715	20175/1732.5	20350/1750	
	10MHz	QPSK	1	0	20.09	20.11	19.97	21.00
1			25	19.69	19.98	19.95	21.00	
1			49	20.05	19.96	19.87	21.00	
25			0	19.85	19.94	19.92	21.00	
25			13	19.99	19.96	19.93	21.00	
25			25	19.87	19.86	19.88	21.00	
50			0	19.97	20.03	19.90	21.00	
16QAM		1	0	19.97	20.02	19.67	21.00	
		1	25	19.72	19.70	19.71	21.00	
		1	49	19.93	19.92	19.77	21.00	
		25	0	19.92	19.99	19.86	21.00	
		25	13	19.90	19.91	19.84	21.00	
		25	25	19.95	19.86	19.75	21.00	



Bandwidth	Modulation	RB size	RB offset	Channel/Frequency (MHz)			Tune-up Limit	
				20025/1717.5	20175/1732.5	20325/1747.5		
	64QAM	50	0	19.87	19.79	19.81	21.00	
		1	0	19.84	19.94	19.95	21.00	
		1	25	19.90	19.86	19.85	21.00	
		1	49	19.87	19.78	19.89	21.00	
		25	0	19.95	19.90	19.86	21.00	
		25	13	19.83	19.69	19.71	21.00	
		25	25	19.84	19.84	19.74	21.00	
		50	0	19.85	19.82	19.79	21.00	
15MHz	QPSK	1	0	20.09	20.08	19.96	21.00	
		1	38	19.68	19.98	19.93	21.00	
		1	74	20.03	19.92	19.84	21.00	
		36	0	19.84	19.91	19.90	21.00	
		36	18	19.97	19.92	19.90	21.00	
		36	39	19.85	19.84	19.85	21.00	
		75	0	19.96	20.00	19.86	21.00	
	16QAM	1	0	19.93	20.01	19.66	21.00	
		1	38	19.71	19.68	19.70	21.00	
		1	74	19.91	19.89	19.75	21.00	
		36	0	19.90	19.98	19.84	21.00	
		36	18	19.88	19.87	19.81	21.00	
		36	39	19.94	19.83	19.73	21.00	
		75	0	19.85	19.75	19.78	21.00	
	64QAM	1	0	19.80	19.93	19.94	21.00	
		1	38	19.89	19.84	19.84	21.00	
		1	74	19.85	19.75	19.87	21.00	
		36	0	19.93	19.89	19.84	21.00	
		36	18	19.81	19.65	19.68	21.00	
		36	39	19.83	19.81	19.72	21.00	
		75	0	19.83	19.78	19.76	21.00	
	Bandwidth	Modulation	RB size	RB offset	Channel/Frequency (MHz)			Tune-up Limit
					20050/1720	20175/1732.5	20300/1745	
	20MHz	QPSK	1	0	20.12	20.10	19.99	21.00
1			50	19.73	20.00	19.97	21.00	
1			99	20.07	19.97	19.87	21.00	
50			0	19.87	19.92	19.92	21.00	
50			25	20.01	19.94	19.93	21.00	
50			50	19.88	19.85	19.87	21.00	
100			0	19.99	20.01	19.88	21.00	
16QAM		1	0	19.97	20.03	19.67	21.00	
		1	50	19.73	19.72	19.72	21.00	
		1	99	19.95	19.92	19.79	21.00	



		50	0	19.93	20.00	19.87	21.00
		50	25	19.91	19.91	19.84	21.00
		50	50	19.97	19.84	19.75	21.00
		100	0	19.89	19.77	19.81	21.00
	64QAM	1	0	19.84	19.95	19.95	21.00
		1	50	19.91	19.88	19.86	21.00
		1	99	19.89	19.78	19.91	21.00
		50	0	19.96	19.91	19.87	21.00
		50	25	19.84	19.69	19.71	21.00
		50	50	19.86	19.82	19.74	21.00
		100	0	19.87	19.80	19.79	21.00

LTE FDD Band 5 (REC On+Left Head)				Conducted Power(dBm)				
Bandwidth	Modulation	RB size	RB offset	Channel/Frequency (MHz)			Tune-up Limit	
				20407/824.7	20525/836.5	20643/848.3		
1.4MHz	QPSK	1	0	19.93	19.83	19.93	20.50	
		1	2	19.80	19.71	19.79	20.50	
		1	5	19.79	19.72	19.92	20.50	
		3	0	19.87	19.79	19.77	20.50	
		3	2	19.77	19.81	19.88	20.50	
		3	3	19.80	19.79	19.68	20.50	
		6	0	19.65	19.82	19.93	20.50	
	16QAM	1	0	19.82	19.76	19.87	20.50	
		1	2	19.86	19.82	19.78	20.50	
		1	5	19.84	19.63	19.97	20.50	
		3	0	19.69	19.61	19.70	20.50	
		3	2	19.79	19.66	19.75	20.50	
		3	3	19.63	19.72	19.62	20.50	
		6	0	19.77	19.87	19.78	20.50	
	64QAM	1	0	19.61	19.81	19.90	20.50	
		1	2	19.80	19.45	19.92	20.50	
		1	5	19.70	19.74	19.78	20.50	
		3	0	19.80	19.82	19.83	20.50	
		3	2	19.76	19.82	19.71	20.50	
		3	3	19.65	19.66	19.68	20.50	
		6	0	19.70	19.92	19.73	20.50	
	Bandwidth	Modulation	RB size	RB offset	Channel/Frequency (MHz)			Tune-up Limit
					20415/825.5	20525/836.5	20635/847.5	
	3MHz	QPSK	1	0	19.97	19.85	19.96	20.50
1			7	19.82	19.84	19.75	20.50	
1			14	19.85	19.80	19.97	20.50	
8			0	19.78	19.89	19.88	20.50	



		8	4	19.80	19.87	19.98	20.50	
		8	7	19.75	19.78	19.70	20.50	
		15	0	19.77	19.88	19.98	20.50	
	16QAM	1	0	19.79	19.70	19.85	20.50	
		1	7	19.88	19.84	19.78	20.50	
		1	14	19.83	19.93	19.99	20.50	
		8	0	19.74	19.61	19.67	20.50	
		8	4	19.81	19.72	19.83	20.50	
		8	7	19.67	19.78	19.70	20.50	
		15	0	19.83	19.83	19.81	20.50	
	64QAM	1	0	19.60	19.88	19.93	20.50	
		1	7	19.83	19.49	19.95	20.50	
		1	14	19.73	19.76	19.81	20.50	
		8	0	19.84	19.83	19.88	20.50	
		8	4	19.78	19.67	19.81	20.50	
8		7	19.63	19.78	19.73	20.50		
15		0	19.83	19.86	19.72	20.50		
Bandwidth	Modulation	RB size	RB offset	Channel/Frequency (MHz)			Tune-up Limit	
				20425/826.5	20525/836.5	20625/846.5		
5MHz	QPSK	1	0	19.88	19.82	19.90	20.50	
		1	13	19.78	19.84	19.79	20.50	
		1	24	19.81	19.78	19.89	20.50	
		12	0	19.81	19.86	19.80	20.50	
		12	6	19.75	19.76	19.94	20.50	
		12	13	19.78	19.76	19.71	20.50	
		25	0	19.72	19.78	19.95	20.50	
	16QAM	1	0	19.78	19.69	19.81	20.50	
		1	13	19.86	19.83	19.72	20.50	
		1	24	19.82	19.89	19.97	20.50	
		12	0	19.77	19.63	19.62	20.50	
		12	6	19.72	19.74	19.77	20.50	
		12	13	19.62	19.68	19.68	20.50	
		25	0	19.81	19.83	19.80	20.50	
	64QAM	1	0	19.56	19.81	19.88	20.50	
		1	13	19.85	19.47	19.82	20.50	
		1	24	19.76	19.78	19.82	20.50	
		12	0	19.76	19.77	19.76	20.50	
		12	6	19.75	19.89	19.78	20.50	
		12	13	19.66	19.69	19.65	20.50	
		25	0	19.74	19.84	19.68	20.50	
	Bandwidth	Modulation	RB size	RB offset	Channel/Frequency (MHz)			Tune-up Limit
					20450/829	20525/836.5	20600/844	
	10MHz	QPSK	1	0	19.87	19.81	19.93	20.50



		1	25	19.85	19.78	19.73	20.50
		1	49	19.73	19.71	19.98	20.50
		25	0	19.82	19.75	19.70	20.50
		25	13	19.79	19.74	19.85	20.50
		25	25	19.71	19.69	19.64	20.50
		50	0	19.72	19.80	19.87	20.50
	16QAM	1	0	19.70	19.67	19.81	20.50
		1	25	19.76	19.88	19.72	20.50
		1	49	19.89	19.83	19.87	20.50
		25	0	19.67	19.60	19.64	20.50
		25	13	19.67	19.65	19.79	20.50
		25	25	19.65	19.66	19.59	20.50
	64QAM	50	0	19.71	19.77	19.79	20.50
		1	0	19.62	19.83	19.75	20.50
		1	25	19.81	19.46	19.83	20.50
		1	49	19.70	19.65	19.78	20.50
		25	0	19.73	19.83	19.80	20.50
		25	13	19.51	19.78	19.70	20.50
		25	25	19.64	19.68	19.60	20.50
	50	0	19.68	19.84	19.67	20.50	

LTE FDD Band 5 (REC On+Right Head)				Conducted Power(dBm)			
Bandwidth	Modulation	RB size	RB offset	Channel/Frequency (MHz)			Tune-up Limit
				20407/824.7	20525/836.5	20643/848.3	
1.4MHz	QPSK	1	0	19.30	19.37	19.31	20.00
		1	2	19.12	19.34	19.35	20.00
		1	5	19.33	19.32	19.37	20.00
		3	0	19.26	19.36	19.35	20.00
		3	2	19.22	19.28	19.43	20.00
		3	3	19.24	19.35	19.33	20.00
	16QAM	6	0	19.21	19.29	19.45	20.00
		1	0	19.24	19.01	19.37	20.00
		1	2	19.17	19.31	19.32	20.00
		1	5	19.14	19.32	19.19	20.00
		3	0	19.25	19.20	19.21	20.00
		3	2	19.31	19.26	19.26	20.00
	64QAM	3	3	19.20	19.24	19.36	20.00
		6	0	19.21	19.18	19.29	20.00
		1	0	19.33	19.13	19.31	20.00
		1	2	19.25	19.12	19.29	20.00
		1	5	19.33	19.38	19.37	20.00
	3	0	19.23	19.19	19.23	20.00	



Bandwidth	Modulation	RB size	RB offset	Channel/Frequency (MHz)			Tune-up Limit
				20415/825.5	20525/836.5	20635/847.5	
3MHz	QPSK	3	2	19.20	19.43	19.29	20.00
		3	3	19.28	19.22	19.17	20.00
		6	0	19.16	19.18	19.20	20.00
		1	0	19.34	19.41	19.40	20.00
		1	7	19.23	19.37	19.35	20.00
		1	14	19.29	19.30	19.52	20.00
		8	0	19.33	19.35	19.33	20.00
	16QAM	8	4	19.31	19.35	19.41	20.00
		8	7	19.22	19.37	19.35	20.00
		15	0	19.32	19.38	19.45	20.00
		1	0	19.20	19.06	19.44	20.00
		1	7	19.14	19.42	19.39	20.00
		1	14	19.26	19.31	19.14	20.00
		8	0	19.21	19.26	19.30	20.00
	64QAM	8	4	19.31	19.23	19.34	20.00
		8	7	19.29	19.32	19.35	20.00
		15	0	19.16	19.21	19.35	20.00
		1	0	19.43	19.22	19.25	20.00
		1	7	19.28	19.17	19.37	20.00
		1	14	19.32	19.30	19.38	20.00
		8	0	19.26	19.34	19.34	20.00
5MHz	QPSK	8	4	19.01	19.38	19.27	20.00
		8	7	19.32	19.31	19.20	20.00
		15	0	19.15	19.27	19.26	20.00
		1	0	19.39	19.33	19.36	20.00
		1	13	19.15	19.37	19.29	20.00
		1	24	19.33	19.28	19.40	20.00
		12	0	19.22	19.36	19.41	20.00
	16QAM	12	6	19.24	19.34	19.43	20.00
		12	13	19.17	19.35	19.29	20.00
		25	0	19.30	19.33	19.42	20.00
		1	0	19.17	19.01	19.39	20.00
		1	13	19.18	19.30	19.37	20.00
		1	24	19.12	19.30	19.18	20.00
		12	0	19.19	19.19	19.24	20.00
64QAM	12	6	19.36	19.18	19.27	20.00	
	12	13	19.24	19.31	19.36	20.00	
	25	0	19.20	19.13	19.26	20.00	



Bandwidth	Modulation	RB size	RB offset	Channel/Frequency (MHz)			Tune-up Limit
				20450/829	20525/836.5	20600/844	
		1	13	19.22	19.12	19.41	20.00
		1	24	19.27	19.30	19.33	20.00
		12	0	19.28	19.26	19.33	20.00
		12	6	19.19	19.15	19.27	20.00
		12	13	19.24	19.28	19.23	20.00
		25	0	19.22	19.15	19.20	20.00
10MHz	QPSK	1	0	19.34	19.28	19.33	20.00
		1	25	19.15	19.25	19.35	20.00
		1	49	19.27	19.23	19.35	20.00
		25	0	19.31	19.26	19.30	20.00
		25	13	19.22	19.29	19.34	20.00
		25	25	19.21	19.35	19.28	20.00
		50	0	19.23	19.24	19.37	20.00
	16QAM	1	0	19.20	19.06	19.38	20.00
		1	25	19.15	19.30	19.36	20.00
		1	49	19.14	18.99	19.17	20.00
		25	0	19.14	19.20	19.28	20.00
		25	13	19.33	19.14	19.19	20.00
		25	25	19.20	19.25	19.28	20.00
		50	0	19.15	19.18	19.24	20.00
	64QAM	1	0	19.30	19.11	19.28	20.00
		1	25	19.18	19.10	19.37	20.00
		1	49	19.25	19.27	19.31	20.00
		25	0	19.24	19.26	19.29	20.00
		25	13	19.16	19.32	19.17	20.00
		25	25	19.26	19.16	19.18	20.00
		50	0	19.10	19.22	19.22	20.00

LTE FDD Band 5 (REC On+Left Head+Wi-Fi/BT)				Conducted Power(dBm)			
Bandwidth	Modulation	RB size	RB offset	Channel/Frequency (MHz)			Tune-up Limit
				20407/824.7	20525/836.5	20643/848.3	
1.4MHz	QPSK	1	0	16.87	16.77	16.87	17.50
		1	2	16.74	16.65	16.73	17.50
		1	5	16.75	16.68	16.88	17.50
		3	0	16.79	16.71	16.69	17.50
		3	2	16.75	16.81	16.86	17.50
		3	3	16.84	16.83	16.72	17.50
		6	0	16.73	16.90	17.01	17.50
	16QAM	1	0	16.87	16.81	16.92	17.50
		1	2	16.62	16.58	16.54	17.50



		1	5	16.76	16.55	16.89	17.50
		3	0	16.73	16.65	16.74	17.50
		3	2	16.77	16.64	16.73	17.50
		3	3	16.72	16.81	16.71	17.50
		6	0	16.69	16.79	16.70	17.50
		6	0	16.67	16.87	16.96	17.50
	64QAM	1	2	16.81	16.40	16.89	17.50
		1	5	16.91	16.95	17.04	17.50
		3	0	16.71	16.68	16.68	17.50
		3	2	16.88	16.92	16.83	17.50
		3	3	16.74	16.85	16.77	17.50
		6	0	16.71	16.83	16.64	17.50
		6	0	16.67	16.87	16.96	17.50
Bandwidth	Modulation	RB size	RB offset	Channel/Frequency (MHz)			Tune-up Limit
				20415/825.5	20525/836.5	20635/847.5	
3MHz	QPSK	1	0	16.91	16.79	16.90	17.50
		1	7	16.76	16.78	16.69	17.50
		1	14	16.81	16.76	16.93	17.50
		8	0	16.70	16.81	16.80	17.50
		8	4	16.78	16.87	16.96	17.50
		8	7	16.79	16.82	16.74	17.50
		15	0	16.85	16.96	17.06	17.50
	16QAM	1	0	16.84	16.75	16.90	17.50
		1	7	16.64	16.60	16.54	17.50
		1	14	16.75	16.85	16.91	17.50
		8	0	16.78	16.65	16.71	17.50
		8	4	16.79	16.70	16.81	17.50
		8	7	16.76	16.87	16.79	17.50
		15	0	16.75	16.75	16.73	17.50
	64QAM	1	0	16.66	16.94	16.99	17.50
		1	7	16.78	16.44	16.90	17.50
		1	14	16.88	16.91	16.96	17.50
		8	0	16.71	16.70	16.75	17.50
		8	4	16.81	16.70	16.84	17.50
		8	7	16.72	16.87	16.82	17.50
		15	0	16.74	16.77	16.63	17.50
Bandwidth	Modulation	RB size	RB offset	Channel/Frequency (MHz)			Tune-up Limit
				20425/826.5	20525/836.5	20625/846.5	
5MHz	QPSK	1	0	16.88	16.74	16.88	17.50
		1	13	16.75	16.69	16.74	17.50
		1	24	16.74	16.67	16.87	17.50
		12	0	16.80	16.72	16.70	17.50
		12	6	16.75	16.81	16.86	17.50
		12	13	16.83	16.84	16.73	17.50



	16QAM	25	0	16.79	16.88	17.00	17.50
		1	0	16.84	16.82	16.92	17.50
		1	13	16.63	16.59	16.55	17.50
		1	24	16.76	16.53	16.89	17.50
		12	0	16.73	16.68	16.75	17.50
		12	6	16.76	16.63	16.72	17.50
		12	13	16.73	16.82	16.72	17.50
	25	0	16.69	16.79	16.70	17.50	
	64QAM	1	0	16.64	16.88	16.96	17.50
		1	13	16.76	16.41	16.88	17.50
		1	24	16.85	16.87	16.93	17.50
		12	0	16.67	16.72	16.71	17.50
		12	6	16.78	16.84	16.73	17.50
		12	13	16.75	16.76	16.78	17.50
25		0	16.61	16.83	16.64	17.50	
Bandwidth	Modulation	RB size	RB offset	Channel/Frequency (MHz)			Tune-up Limit
				20450/829	20525/836.5	20600/844	
10MHz	QPSK	1	0	16.87	16.75	16.89	17.50
		1	25	16.77	16.73	16.74	17.50
		1	49	16.76	16.72	16.90	17.50
		25	0	16.79	16.73	16.73	17.50
		25	13	16.80	16.78	16.79	17.50
		25	25	16.75	16.79	16.71	17.50
		50	0	16.74	16.81	16.97	17.50
	16QAM	1	0	16.81	16.72	16.87	17.50
		1	25	16.55	16.55	16.52	17.50
		1	49	16.78	16.70	16.78	17.50
		25	0	16.75	16.59	16.67	17.50
		25	13	16.65	16.72	16.75	17.50
		25	25	16.77	16.78	16.63	17.50
		50	0	16.67	16.75	16.69	17.50
	64QAM	1	0	16.62	16.82	16.92	17.50
		1	25	16.78	16.42	16.81	17.50
		1	49	16.88	16.88	17.01	17.50
		25	0	16.65	16.70	16.69	17.50
		25	13	16.54	16.81	16.81	17.50
		25	25	16.73	16.77	16.78	17.50
		50	0	16.59	16.75	16.65	17.50

LTE FDD Band 5 (REC On+Right Head+Wi-Fi/BT)				Conducted Power(dBm)			
Bandwidth	Modulation	RB size	RB offset	Channel/Frequency (MHz)			Tune-up Limit
				20407/824.7	20525/836.5	20643/848.3	



1.4MHz	QPSK	1	0	16.51	16.49	16.46	17.00
		1	2	16.39	16.35	16.46	17.00
		1	5	16.33	16.35	16.55	17.00
		3	0	16.36	16.49	16.44	17.00
		3	2	16.48	16.48	16.50	17.00
		3	3	16.46	16.43	16.48	17.00
		6	0	16.27	16.44	16.44	17.00
	16QAM	1	0	16.40	16.07	16.25	17.00
		1	2	16.08	16.08	16.13	17.00
		1	5	16.36	16.37	16.17	17.00
		3	0	16.35	16.35	16.47	17.00
		3	2	16.38	16.37	16.40	17.00
		3	3	16.25	16.37	16.39	17.00
		6	0	16.47	16.44	16.46	17.00
	64QAM	1	0	16.14	16.16	16.18	17.00
		1	2	16.07	16.06	16.46	17.00
		1	5	16.39	16.30	16.45	17.00
		3	0	16.41	16.36	16.46	17.00
		3	2	16.37	16.47	16.45	17.00
		3	3	16.32	16.37	16.38	17.00
		6	0	16.37	16.28	16.38	17.00
Bandwidth	Modulation	RB size	RB offset	Channel/Frequency (MHz)			Tune-up Limit
				20415/825.5	20525/836.5	20635/847.5	
3MHz	QPSK	1	0	16.51	16.48	16.45	17.00
		1	7	16.42	16.44	16.47	17.00
		1	14	16.37	16.38	16.54	17.00
		8	0	16.34	16.56	16.52	17.00
		8	4	16.45	16.55	16.54	17.00
		8	7	16.44	16.45	16.45	17.00
		15	0	16.38	16.48	16.55	17.00
	16QAM	1	0	16.40	16.06	16.20	17.00
		1	7	16.12	16.13	16.22	17.00
		1	14	16.31	16.41	16.18	17.00
		8	0	16.38	16.39	16.46	17.00
		8	4	16.46	16.37	16.46	17.00
		8	7	16.26	16.41	16.43	17.00
		15	0	16.49	16.39	16.45	17.00
	64QAM	1	0	16.10	16.25	16.26	17.00
		1	7	16.06	16.12	16.49	17.00
		1	14	16.40	16.32	16.42	17.00
		8	0	16.43	16.35	16.54	17.00
		8	4	16.35	16.28	16.48	17.00
		8	7	16.32	16.46	16.45	17.00



Bandwidth	Modulation	15	0	16.44	16.34	16.38	17.00	
		RB size	RB offset	Channel/Frequency (MHz)			Tune-up Limit	
				20425/826.5	20525/836.5	20625/846.5		
5MHz	QPSK	1	0	16.53	16.43	16.46	17.00	
		1	13	16.35	16.35	16.50	17.00	
		1	24	16.34	16.29	16.48	17.00	
		12	0	16.43	16.47	16.41	17.00	
		12	6	16.40	16.49	16.45	17.00	
		12	13	16.48	16.47	16.44	17.00	
		25	0	16.31	16.40	16.53	17.00	
	16QAM	1	0	16.38	16.13	16.19	17.00	
		1	13	16.12	16.12	16.22	17.00	
		1	24	16.34	16.09	16.19	17.00	
		12	0	16.32	16.42	16.47	17.00	
		12	6	16.41	16.30	16.38	17.00	
		12	13	16.24	16.36	16.35	17.00	
		25	0	16.42	16.43	16.44	17.00	
	64QAM	1	0	16.15	16.19	16.24	17.00	
		1	13	16.02	16.09	16.47	17.00	
		1	24	16.37	16.28	16.39	17.00	
		12	0	16.40	16.37	16.50	17.00	
		12	6	16.34	16.42	16.37	17.00	
		12	13	16.34	16.35	16.46	17.00	
		25	0	16.32	16.40	16.36	17.00	
	Bandwidth	Modulation	RB size	RB offset	Channel/Frequency (MHz)			Tune-up Limit
					20450/829	20525/836.5	20600/844	
			10MHz	QPSK	1	0	16.47	16.45
1	25	16.40			16.39	16.42	17.00	
1	49	16.28			16.38	16.55	17.00	
25	0	16.29			16.48	16.44	17.00	
25	13	16.48			16.43	16.49	17.00	
25	25	16.39			16.36	16.48	17.00	
50	0	16.32			16.39	16.36	17.00	
16QAM	1	0		16.32	15.99	16.21	17.00	
	1	25		16.02	16.09	16.05	17.00	
	1	49		16.36	16.55	16.13	17.00	
	25	0		16.35	16.31	16.42	17.00	
	25	13		16.30	16.40	16.40	17.00	
	25	25		16.25	16.32	16.37	17.00	
	50	0		16.47	16.37	16.46	17.00	
64QAM	1	0		16.13	16.15	16.10	17.00	
	1	25		16.00	16.03	16.37	17.00	
	1	49		16.35	16.21	16.38	17.00	



		25	0	16.32	16.34	16.42	17.00
		25	13	16.26	16.41	16.37	17.00
		25	25	16.28	16.27	16.33	17.00
		50	0	16.31	16.19	16.34	17.00

LTE FDD Band 5 (REC Off)				Conducted Power(dBm)			
Bandwidth	Modulation	RB size	RB offset	Channel/Frequency (MHz)			Tune-up Limit
				20407/824.7	20525/836.5	20643/848.3	
1.4MHz	QPSK	1	0	22.77	22.77	22.87	23.50
		1	2	22.62	22.69	22.78	23.50
		1	5	22.78	22.69	22.92	23.50
		3	0	22.87	22.82	22.73	23.50
		3	2	22.72	22.78	22.85	23.50
		3	3	22.72	22.85	22.61	23.50
		6	0	21.69	21.87	21.99	22.50
	16QAM	1	0	22.03	22.10	22.00	22.50
		1	2	22.05	21.84	22.04	22.50
		1	5	21.87	21.67	22.01	22.50
		3	0	21.65	21.66	21.71	22.50
		3	2	21.63	21.61	21.69	22.50
		3	3	21.69	21.68	21.71	22.50
		6	0	20.74	20.78	20.76	21.50
	64QAM	1	0	21.70	21.63	21.85	22.00
		1	2	21.49	21.52	21.69	22.00
		1	5	21.52	21.52	21.53	22.00
		3	0	21.68	21.60	21.77	22.00
		3	2	21.60	21.58	21.68	22.00
		3	3	21.65	21.68	21.74	22.00
		6	0	20.69	20.91	20.92	21.00
Bandwidth	Modulation	RB size	RB offset	Channel/Frequency (MHz)			Tune-up Limit
				20415/825.5	20525/836.5	20635/847.5	
3MHz	QPSK	1	0	22.80	22.81	22.89	23.50
		1	7	22.65	22.83	22.75	23.50
		1	14	22.84	22.77	22.97	23.50
		8	0	21.85	21.99	21.93	22.50
		8	4	21.85	21.90	22.02	22.50
		8	7	21.75	21.93	21.69	22.50
		15	0	21.82	21.96	22.05	22.50
	16QAM	1	0	22.00	22.02	21.98	22.50
		1	7	22.07	21.89	22.05	22.50
		1	14	21.85	21.99	22.02	22.50
		8	0	20.79	20.75	20.77	21.50



Bandwidth	Modulation	RB size	RB offset	Channel/Frequency (MHz)			Tune-up Limit	
				20425/826.5	20525/836.5	20625/846.5		
	64QAM	8	4	20.73	20.75	20.85	21.50	
		8	7	20.80	20.81	20.88	21.50	
		15	0	20.81	20.74	20.77	21.50	
		1	0	21.69	21.68	21.88	22.00	
		1	7	21.52	21.59	21.73	22.00	
		1	14	21.54	21.56	21.55	22.00	
		8	0	20.81	20.70	20.91	21.00	
		8	4	20.70	20.51	20.86	21.00	
		8	7	20.70	20.87	20.88	21.00	
		15	0	20.83	20.85	20.89	21.00	
5MHz	QPSK	1	0	22.71	22.78	22.83	23.50	
		1	13	22.61	22.83	22.79	23.50	
		1	24	22.80	22.75	22.89	23.50	
		12	0	21.88	21.96	21.85	22.50	
		12	6	21.80	21.79	21.98	22.50	
		12	13	21.78	21.91	21.70	22.50	
		25	0	21.77	21.86	22.02	22.50	
	16QAM	1	0	21.99	22.01	21.94	22.50	
		1	13	22.05	21.88	21.99	22.50	
		1	24	21.84	21.95	22.00	22.50	
		12	0	20.82	20.77	20.72	21.50	
		12	6	20.64	20.77	20.79	21.50	
		12	13	20.75	20.71	20.86	21.50	
		25	0	20.79	20.74	20.76	21.50	
	64QAM	1	0	21.65	21.61	21.83	22.00	
		1	13	21.54	21.57	21.60	22.00	
		1	24	21.57	21.58	21.56	22.00	
		12	0	20.73	20.64	20.79	21.00	
		12	6	20.67	20.73	20.83	21.00	
		12	13	20.73	20.78	20.80	21.00	
		25	0	20.74	20.83	20.85	21.00	
	Bandwidth	Modulation	RB size	RB offset	Channel/Frequency (MHz)			Tune-up Limit
					20450/829	20525/836.5	20600/844	
	10MHz	QPSK	1	0	22.70	22.77	22.86	23.50
1			25	22.68	22.77	22.73	23.50	
1			49	22.72	22.68	22.98	23.50	
25			0	21.89	21.85	21.75	22.50	
25			13	21.84	21.77	21.89	22.50	
25			25	21.71	21.84	21.63	22.50	
50			0	21.77	21.88	21.94	22.50	
16QAM		1	0	21.91	21.99	21.94	22.50	



		1	25	21.95	21.93	21.99	22.50
		1	49	21.91	21.89	21.90	22.50
		25	0	20.72	20.74	20.74	21.50
		25	13	20.59	20.68	20.81	21.50
		25	25	20.78	20.69	20.77	21.50
		50	0	20.69	20.68	20.75	21.50
	64QAM	1	0	21.71	21.63	21.70	22.00
		1	25	21.50	21.56	21.61	22.00
		1	49	21.51	21.45	21.52	22.00
		25	0	20.70	20.70	20.83	21.00
		25	13	20.43	20.62	20.75	21.00
		25	25	20.71	20.77	20.75	21.00
		50	0	20.68	20.83	20.84	21.00

LTE FDD Band 5 (REC Off+Wi-Fi/BT)				Conducted Power(dBm)			
Bandwidth	Modulation	RB size	RB offset	Channel/Frequency (MHz)			Tune-up Limit
				20407/824.7	20525/836.5	20643/848.3	
1.4MHz	QPSK	1	0	19.90	19.79	19.88	20.50
		1	2	19.73	19.73	19.65	20.50
		1	5	19.78	19.71	19.89	20.50
		3	0	19.79	19.84	19.84	20.50
		3	2	19.76	19.83	19.93	20.50
		3	3	19.83	19.77	19.75	20.50
		6	0	19.69	19.86	19.94	20.50
	16QAM	1	0	19.91	19.81	19.97	20.50
		1	2	19.86	19.81	19.76	20.50
		1	5	19.78	19.89	19.97	20.50
		3	0	19.79	19.64	19.71	20.50
		3	2	19.81	19.70	19.82	20.50
		3	3	19.73	19.82	19.75	20.50
		6	0	19.80	19.78	19.77	20.50
	64QAM	1	0	19.61	19.88	19.94	20.50
		1	2	19.92	19.57	20.04	20.50
		1	5	19.59	19.63	19.87	20.50
		3	0	19.75	19.72	19.78	20.50
		3	2	19.72	19.59	19.74	20.50
		3	3	19.72	19.85	19.81	20.50
		6	0	19.80	19.81	19.68	20.50
Bandwidth	Modulation	RB size	RB offset	Channel/Frequency (MHz)			Tune-up Limit
				20415/825.5	20525/836.5	20635/847.5	
3MHz	QPSK	1	0	19.86	19.84	19.93	20.50
		1	7	19.82	19.77	19.72	20.50



		1	14	19.73	19.72	20.00	20.50	
		8	0	19.91	19.84	19.77	20.50	
		8	4	19.83	19.84	19.91	20.50	
		8	7	19.87	19.80	19.82	20.50	
		15	0	19.77	19.89	19.96	20.50	
	16QAM	1	0	19.91	19.87	20.02	20.50	
		1	7	19.83	19.94	19.79	20.50	
		1	14	19.92	19.88	19.93	20.50	
		8	0	19.81	19.74	19.78	20.50	
		8	4	19.75	19.74	19.88	20.50	
		8	7	19.79	19.84	19.75	20.50	
	64QAM	15	0	19.76	19.86	19.86	20.50	
		1	0	19.72	19.92	19.85	20.50	
		1	7	19.99	19.63	20.01	20.50	
		1	14	19.64	19.61	19.92	20.50	
		8	0	19.73	19.83	19.80	20.50	
		8	4	19.53	19.81	19.73	20.50	
		8	7	19.81	19.89	19.79	20.50	
	15	0	19.73	19.93	19.74	20.50		
	Bandwidth	Modulation	RB size	RB offset	Channel/Frequency (MHz)			Tune-up Limit
					20425/826.5	20525/836.5	20625/846.5	
5MHz	QPSK	1	0	19.83	19.77	19.85	20.50	
		1	13	19.72	19.78	19.73	20.50	
		1	24	19.76	19.73	19.84	20.50	
		12	0	19.85	19.86	19.80	20.50	
		12	6	19.74	19.77	19.93	20.50	
		12	13	19.88	19.79	19.81	20.50	
		25	0	19.72	19.78	19.95	20.50	
	16QAM	1	0	19.92	19.83	19.95	20.50	
		1	13	19.87	19.84	19.73	20.50	
		1	24	19.80	19.87	19.98	20.50	
		12	0	19.85	19.71	19.70	20.50	
		12	6	19.74	19.76	19.79	20.50	
		12	13	19.71	19.77	19.77	20.50	
		25	0	19.81	19.83	19.80	20.50	
	64QAM	1	0	19.59	19.84	19.91	20.50	
		1	13	19.97	19.59	19.94	20.50	
		1	24	19.65	19.67	19.91	20.50	
		12	0	19.70	19.71	19.70	20.50	
		12	6	19.71	19.85	19.74	20.50	
		12	13	19.78	19.81	19.77	20.50	
		25	0	19.74	19.84	19.68	20.50	



Bandwidth	Modulation	RB size	RB offset	Channel/Frequency (MHz)			Tune-up Limit
				20450/829	20525/836.5	20600/844	
10MHz	QPSK	1	0	19.86	19.71	19.86	20.50
		1	25	19.74	19.65	19.72	20.50
		1	49	19.71	19.65	19.83	20.50
		25	0	19.89	19.75	19.74	20.50
		25	13	19.74	19.78	19.84	20.50
		25	25	19.86	19.78	19.75	20.50
		50	0	19.68	19.75	19.88	20.50
	16QAM	1	0	19.91	19.87	19.96	20.50
		1	25	19.84	19.82	19.76	20.50
		1	49	19.80	19.56	19.96	20.50
		25	0	19.74	19.68	19.76	20.50
		25	13	19.77	19.65	19.73	20.50
		25	25	19.70	19.77	19.68	20.50
		50	0	19.75	19.83	19.75	20.50
	64QAM	1	0	19.59	19.81	19.88	20.50
		1	25	19.89	19.56	20.01	20.50
		1	49	19.57	19.58	19.85	20.50
		25	0	19.71	19.75	19.75	20.50
		25	13	19.68	19.75	19.63	20.50
		25	25	19.75	19.74	19.77	20.50
		50	0	19.68	19.88	19.70	20.50

LTE FDD Band 7 (REC On+Left Head)				Conducted Power(dBm)			Tune-up Limit
Bandwidth	Modulation	RB size	RB offset	Channel/Frequency (MHz)			
				20775/2502.5	21100/2535	21425/2567.5	
5MHz	QPSK	1	0	20.52	20.47	20.44	21.00
		1	13	20.47	20.47	20.45	21.00
		1	24	20.57	20.40	20.39	21.00
		12	0	20.37	20.46	20.32	21.00
		12	6	20.46	20.55	20.38	21.00
		12	13	20.50	20.32	20.25	21.00
		25	0	20.46	20.42	20.47	21.00
	16QAM	1	0	20.38	20.33	20.36	21.00
		1	13	20.45	20.30	20.49	21.00
		1	24	20.30	20.51	20.49	21.00
		12	0	20.37	20.34	20.25	21.00
		12	6	20.51	20.28	20.34	21.00
		12	13	20.33	20.34	20.22	21.00
		25	0	20.32	20.23	20.25	21.00
	64QAM	1	0	20.46	20.41	20.40	21.00



Bandwidth	Modulation	RB size	RB offset	Channel/Frequency (MHz)			Tune-up Limit	
				20800/2505	21100/2535	21400/2565		
		1	13	20.38	20.25	20.55	21.00	
		1	24	20.36	20.46	20.38	21.00	
		12	0	20.42	20.34	20.36	21.00	
		12	6	20.35	20.07	20.36	21.00	
		12	13	20.34	20.29	20.32	21.00	
		25	0	20.48	20.39	20.36	21.00	
10MHz	QPSK	1	0	20.52	20.47	20.47	21.00	
		1	25	20.51	20.44	20.57	21.00	
		1	49	20.55	20.40	20.40	21.00	
		25	0	20.52	20.46	20.29	21.00	
		25	13	20.49	20.59	20.36	21.00	
		25	25	20.59	20.41	20.33	21.00	
		50	0	20.50	20.40	20.50	21.00	
	16QAM	1	0	20.45	20.45	20.42	21.00	
		1	25	20.49	20.36	20.55	21.00	
		1	49	20.37	20.25	20.53	21.00	
		25	0	20.38	20.44	20.36	21.00	
		25	13	20.53	20.30	20.32	21.00	
		25	25	20.35	20.38	20.22	21.00	
		50	0	20.32	20.37	20.30	21.00	
	64QAM	1	0	20.51	20.40	20.41	21.00	
		1	25	20.41	20.29	20.58	21.00	
		1	49	20.39	20.48	20.41	21.00	
		25	0	20.44	20.43	20.39	21.00	
		25	13	20.37	20.30	20.32	21.00	
		25	25	20.42	20.27	20.35	21.00	
		50	0	20.41	20.55	20.45	21.00	
	Bandwidth	Modulation	RB size	RB offset	Channel/Frequency (MHz)			Tune-up Limit
					20825/2507.5	21100/2535	21375/2562.5	
	15MHz	QPSK	1	0	20.45	20.45	20.41	21.00
1			38	20.46	20.52	20.53	21.00	
1			74	20.55	20.42	20.34	21.00	
36			0	20.43	20.48	20.28	21.00	
36			18	20.44	20.49	20.38	21.00	
36			39	20.55	20.34	20.31	21.00	
75			0	20.49	20.34	20.48	21.00	
16QAM		1	0	20.39	20.35	20.34	21.00	
		1	38	20.46	20.33	20.46	21.00	
		1	74	20.32	20.49	20.50	21.00	
		36	0	20.43	20.41	20.24	21.00	
		36	18	20.44	20.34	20.31	21.00	



Bandwidth	Modulation	RB size	RB offset	Channel/Frequency (MHz)			Tune-up Limit	
				20850/2510	21100/2535	21350/2560		
20MHz	64QAM	36	39	20.31	20.29	20.24	21.00	
		75	0	20.33	20.28	20.28	21.00	
		1	0	20.44	20.37	20.37	21.00	
		1	38	20.43	20.27	20.45	21.00	
		1	74	20.42	20.50	20.42	21.00	
		36	0	20.37	20.33	20.28	21.00	
		36	18	20.34	20.33	20.36	21.00	
		36	39	20.40	20.25	20.28	21.00	
		75	0	20.42	20.42	20.36	21.00	
	20MHz	QPSK	1	0	20.44	20.44	20.44	21.00
			1	50	20.53	20.46	20.47	21.00
			1	99	20.47	20.35	20.43	21.00
			50	0	20.44	20.37	20.18	21.00
			50	25	20.48	20.47	20.29	21.00
			50	50	20.48	20.27	20.24	21.00
100			0	20.49	20.36	20.40	21.00	
16QAM		1	0	20.31	20.33	20.34	21.00	
		1	50	20.36	20.38	20.46	21.00	
		1	99	20.39	20.43	20.40	21.00	
		50	0	20.33	20.38	20.26	21.00	
		50	25	20.39	20.25	20.33	21.00	
		50	50	20.34	20.27	20.15	21.00	
		100	0	20.23	20.22	20.27	21.00	
64QAM		1	0	20.50	20.39	20.24	21.00	
	1	50	20.39	20.26	20.46	21.00		
	1	99	20.36	20.37	20.38	21.00		
	50	0	20.34	20.39	20.32	21.00		
	50	25	20.10	20.22	20.28	21.00		
	50	50	20.38	20.24	20.23	21.00		
	100	0	20.36	20.42	20.35	21.00		

LTE FDD Band 7 (REC On+Right Head)				Conducted Power(dBm)			Tune-up Limit
Bandwidth	Modulation	RB size	RB offset	Channel/Frequency (MHz)			
				20775/2502.5	21100/2535	21425/2567.5	
5MHz	QPSK	1	0	14.44	15.09	15.33	16.00
		1	13	14.94	14.81	15.38	16.00
		1	24	15.22	15.13	14.99	16.00
		12	0	14.87	15.19	15.47	16.00
		12	6	14.95	14.89	15.38	16.00
		12	13	15.52	15.00	15.11	16.00



	16QAM	25	0	14.98	14.95	15.47	16.00
		1	0	15.11	15.09	15.39	16.00
		1	13	15.27	15.02	15.47	16.00
		1	24	15.38	15.28	15.35	16.00
		12	0	14.95	15.11	15.39	16.00
		12	6	14.94	14.95	15.22	16.00
		12	13	15.04	14.95	15.00	16.00
		25	0	14.99	14.91	15.21	16.00
	64QAM	1	0	14.77	14.97	15.44	16.00
		1	13	15.01	14.97	15.21	16.00
		1	24	15.07	15.17	15.23	16.00
		12	0	14.90	14.97	15.31	16.00
		12	6	14.98	14.76	15.23	16.00
		12	13	15.11	14.89	14.98	16.00
25		0	15.06	14.90	15.20	16.00	
Bandwidth	Modulation	RB size	RB offset	Channel/Frequency (MHz)			Tune-up Limit
				20800/2505	21100/2535	21400/2565	
10MHz	QPSK	1	0	14.99	14.83	15.44	16.00
		1	25	15.23	15.18	15.06	16.00
		1	49	14.91	15.17	15.58	16.00
		25	0	15.04	14.95	15.31	16.00
		25	13	15.54	15.03	15.15	16.00
		25	25	15.05	14.98	15.41	16.00
		50	0	15.13	15.18	15.50	16.00
	16QAM	1	0	15.24	15.07	15.50	16.00
		1	25	15.41	15.30	15.38	16.00
		1	49	14.98	15.16	15.43	16.00
		25	0	14.96	14.99	15.25	16.00
		25	13	15.07	15.00	15.04	16.00
		25	25	15.02	14.96	15.25	16.00
		50	0	14.79	15.00	15.46	16.00
	64QAM	1	0	15.04	15.01	15.24	16.00
		1	25	15.10	15.19	15.26	16.00
		1	49	14.93	15.02	15.35	16.00
		25	0	15.00	14.80	15.26	16.00
		25	13	14.89	14.91	15.02	16.00
		25	25	15.14	15.00	15.25	16.00
		50	0	15.02	14.94	15.22	16.00
Bandwidth	Modulation	RB size	RB offset	Channel/Frequency (MHz)			Tune-up Limit
				20825/2507.5	21100/2535	21375/2562.5	
15MHz	QPSK	1	0	14.47	15.10	15.34	16.00
		1	38	15.00	14.84	15.34	16.00
		1	74	15.14	15.15	15.08	16.00



		36	0	14.85	15.20	15.52	16.00	
		36	18	15.01	14.92	15.36	16.00	
		36	39	15.46	14.99	15.16	16.00	
		75	0	15.07	14.99	15.37	16.00	
	16QAM	1	0	15.03	15.08	15.47	16.00	
		1	38	15.23	15.07	15.45	16.00	
		1	74	15.44	15.44	15.31	16.00	
		36	0	14.93	15.09	15.43	16.00	
		36	18	14.91	14.97	15.26	16.00	
		36	39	15.11	14.99	14.98	16.00	
		75	0	14.99	14.89	15.25	16.00	
	64QAM	1	0	14.84	15.03	15.40	16.00	
		1	38	15.02	14.93	15.25	16.00	
		1	74	15.09	15.13	15.31	16.00	
		36	0	14.90	15.04	15.32	16.00	
		36	18	15.01	14.75	15.24	16.00	
		36	39	15.08	14.96	14.99	16.00	
		75	0	15.14	14.88	15.23	16.00	
	Bandwidth	Modulation	RB size	RB offset	Channel/Frequency (MHz)			Tune-up Limit
					20850/2510	21100/2535	21350/2560	
	20MHz	QPSK	1	0	14.50	15.01	15.35	16.00
1			50	14.96	14.80	15.30	16.00	
1			99	15.20	15.08	14.99	16.00	
50			0	14.80	15.14	15.49	16.00	
50			25	14.95	14.91	15.35	16.00	
50			50	15.42	14.95	15.03	16.00	
100			0	15.04	14.94	15.40	16.00	
16QAM		1	0	15.02	15.05	15.36	16.00	
		1	50	15.24	14.99	15.48	16.00	
		1	99	15.34	15.23	15.32	16.00	
		50	0	14.86	15.06	15.39	16.00	
		50	25	14.96	14.85	15.20	16.00	
		50	50	15.05	14.97	14.96	16.00	
		100	0	14.96	14.82	15.15	16.00	
64QAM		1	0	14.71	14.99	15.42	16.00	
		1	50	14.94	14.95	15.29	16.00	
		1	99	14.99	15.06	15.17	16.00	
		50	0	14.92	15.00	15.38	16.00	
		50	25	14.94	14.46	15.18	16.00	
		50	50	15.04	14.90	15.00	16.00	
		100	0	15.10	14.83	15.17	16.00	



LTE FDD Band 7 (REC On+Left Head+Wi-Fi/BT)				Conducted Power(dBm)			
Bandwidth	Modulation	RB size	RB offset	Channel/Frequency (MHz)			Tune-up Limit
				20775/2502.5	21100/2535	21425/2567.5	
5MHz	QPSK	1	0	17.40	17.43	17.23	18.00
		1	13	17.35	17.43	17.66	18.00
		1	24	17.44	17.39	17.32	18.00
		12	0	17.29	17.29	17.28	18.00
		12	6	17.30	17.30	17.24	18.00
		12	13	17.36	17.31	17.30	18.00
		25	0	17.18	17.41	17.18	18.00
	16QAM	1	0	17.45	17.24	17.48	18.00
		1	13	17.13	17.24	17.16	18.00
		1	24	17.39	17.55	17.39	18.00
		12	0	17.34	17.27	17.19	18.00
		12	6	17.22	17.21	17.16	18.00
		12	13	17.33	17.33	17.19	18.00
		25	0	17.19	17.24	17.13	18.00
	64QAM	1	0	17.39	17.38	17.55	18.00
		1	13	17.30	17.26	16.75	18.00
		1	24	17.66	17.51	16.58	18.00
		12	0	17.30	17.18	17.09	18.00
		12	6	17.25	17.17	17.03	18.00
		12	13	17.22	17.25	17.15	18.00
		25	0	17.28	17.30	17.25	18.00
Bandwidth	Modulation	RB size	RB offset	Channel/Frequency (MHz)			Tune-up Limit
				20800/2505	21100/2535	21400/2565	
10MHz	QPSK	1	0	17.44	17.43	17.32	18.00
		1	25	17.31	17.47	17.68	18.00
		1	49	17.49	17.41	17.40	18.00
		25	0	17.28	17.33	17.27	18.00
		25	13	17.33	17.32	17.32	18.00
		25	25	17.32	17.28	17.33	18.00
		50	0	17.27	17.43	17.26	18.00
	16QAM	1	0	17.47	17.27	17.45	18.00
		1	25	17.17	17.23	17.20	18.00
		1	49	17.44	17.61	17.42	18.00
		25	0	17.36	17.28	17.22	18.00
		25	13	17.21	17.28	17.16	18.00
		25	25	17.38	17.36	17.24	18.00
		50	0	17.17	17.36	17.16	18.00
	64QAM	1	0	17.48	17.34	17.52	18.00
1		25	17.33	17.29	16.84	18.00	



Bandwidth	Modulation	RB size	RB offset	Channel/Frequency (MHz)			Tune-up Limit	
				20825/2507.5	21100/2535	21375/2562.5		
		1	49	17.64	17.47	16.58	18.00	
		25	0	17.38	17.27	17.17	18.00	
		25	13	17.24	17.22	17.05	18.00	
		25	25	17.30	17.28	17.23	18.00	
		50	0	17.28	17.31	17.26	18.00	
15MHz	QPSK	1	0	17.38	17.39	17.27	18.00	
		1	38	17.35	17.46	17.67	18.00	
		1	74	17.42	17.36	17.36	18.00	
		36	0	17.27	17.29	17.25	18.00	
		36	18	17.32	17.27	17.27	18.00	
		36	39	17.29	17.25	17.29	18.00	
		75	0	17.26	17.39	17.17	18.00	
	16QAM	1	0	17.44	17.25	17.46	18.00	
		1	38	17.14	17.20	17.19	18.00	
		1	74	17.39	17.57	17.36	18.00	
		36	0	17.34	17.26	17.22	18.00	
		36	18	17.20	17.23	17.11	18.00	
		36	39	17.35	17.32	17.22	18.00	
		75	0	17.15	17.31	17.10	18.00	
	64QAM	1	0	17.36	17.32	17.49	18.00	
		1	38	17.33	17.26	16.82	18.00	
		1	74	17.61	17.43	16.55	18.00	
		36	0	17.34	17.25	17.14	18.00	
		36	18	17.19	17.17	17.01	18.00	
		36	39	17.29	17.24	17.15	18.00	
		75	0	17.24	17.26	17.25	18.00	
	Bandwidth	Modulation	RB size	RB offset	Channel/Frequency (MHz)			Tune-up Limit
					20850/2510	21100/2535	21350/2560	
	20MHz	QPSK	1	0	17.34	17.35	17.21	18.00
			1	50	17.30	17.42	17.65	18.00
			1	99	17.40	17.35	17.31	18.00
			50	0	17.25	17.24	17.20	18.00
			50	25	17.24	17.23	17.21	18.00
50			50	17.26	17.20	17.23	18.00	
100			0	17.23	17.34	17.20	18.00	
16QAM		1	0	17.40	17.21	17.36	18.00	
		1	50	17.10	17.23	17.18	18.00	
		1	99	17.37	17.51	17.34	18.00	
		50	0	17.31	17.23	17.15	18.00	
		50	25	17.17	17.21	17.11	18.00	
		50	50	17.32	17.24	17.14	18.00	



64QAM	100	0	17.10	17.23	17.08	18.00
	1	0	17.42	17.32	17.47	18.00
	1	50	17.25	17.24	16.74	18.00
	1	99	17.61	17.42	16.53	18.00
	50	0	17.28	17.17	17.10	18.00
	50	25	17.16	17.15	16.96	18.00
	50	50	17.25	17.20	17.16	18.00
	100	0	17.23	17.29	17.19	18.00

LTE FDD Band 7 (REC On+Right Head+Wi-Fi/BT)				Conducted Power(dBm)			Tune-up Limit
Bandwidth	Modulation	RB size	RB offset	Channel/Frequency (MHz)			
				20775/2502.5	21100/2535	21425/2567.5	
5MHz	QPSK	1	0	11.80	12.28	12.07	13.00
		1	13	12.23	12.12	12.49	13.00
		1	24	12.27	11.61	12.01	13.00
		12	0	12.19	12.51	12.48	13.00
		12	6	12.10	12.02	12.42	13.00
		12	13	12.54	11.77	12.21	13.00
		25	0	12.26	12.25	12.46	13.00
	16QAM	1	0	12.26	12.65	12.42	13.00
		1	13	12.41	12.54	12.66	13.00
		1	24	12.68	12.21	12.30	13.00
		12	0	12.17	12.56	12.47	13.00
		12	6	12.17	12.05	12.46	13.00
		12	13	12.41	11.76	12.18	13.00
		25	0	12.37	12.26	12.40	13.00
	64QAM	1	0	12.21	12.36	12.44	13.00
		1	13	12.27	12.34	12.35	13.00
		1	24	12.58	12.12	12.29	13.00
		12	0	12.25	11.81	12.46	13.00
		12	6	12.24	11.93	12.49	13.00
		12	13	12.16	11.83	12.21	13.00
		25	0	12.39	12.19	12.46	13.00
Bandwidth	Modulation	RB size	RB offset	Channel/Frequency (MHz)			Tune-up Limit
				20800/2505	21100/2535	21400/2565	
10MHz	QPSK	1	0	11.88	12.29	12.16	13.00
		1	25	12.24	12.17	12.51	13.00
		1	49	12.33	11.65	12.06	13.00
		25	0	12.20	12.56	12.52	13.00
		25	13	12.17	12.07	12.50	13.00
		25	25	12.56	11.81	12.28	13.00
		50	0	12.33	12.27	12.47	13.00



	16QAM	1	0	12.28	12.68	12.46	13.00
		1	25	12.45	12.53	12.65	13.00
		1	49	12.73	12.26	12.36	13.00
		25	0	12.19	12.60	12.52	13.00
		25	13	12.17	12.09	12.47	13.00
		25	25	12.45	11.84	12.25	13.00
		50	0	12.42	12.35	12.45	13.00
	64QAM	1	0	12.22	12.35	12.44	13.00
		1	25	12.32	12.38	12.42	13.00
		1	49	12.59	12.12	12.32	13.00
		25	0	12.32	11.90	12.51	13.00
		25	13	12.28	11.97	12.54	13.00
		25	25	12.19	11.87	12.25	13.00
		50	0	12.42	12.17	12.50	13.00
Bandwidth	Modulation	RB size	RB offset	Channel/Frequency (MHz)			Tune-up Limit
				20825/2507.5	21100/2535	21375/2562.5	
15MHz	QPSK	1	0	11.86	12.25	12.11	13.00
		1	38	12.18	12.16	12.48	13.00
		1	74	12.30	11.60	12.00	13.00
		36	0	12.19	12.52	12.48	13.00
		36	18	12.08	12.02	12.43	13.00
		36	39	12.53	11.78	12.22	13.00
		75	0	12.31	12.23	12.49	13.00
	16QAM	1	0	12.21	12.66	12.39	13.00
		1	38	12.43	12.55	12.66	13.00
		1	74	12.70	12.19	12.33	13.00
		36	0	12.16	12.59	12.45	13.00
		36	18	12.14	12.04	12.46	13.00
		36	39	12.43	11.77	12.18	13.00
		75	0	12.36	12.26	12.42	13.00
	64QAM	1	0	12.25	12.37	12.45	13.00
		1	38	12.26	12.35	12.36	13.00
		1	74	12.58	12.10	12.29	13.00
		36	0	12.26	11.84	12.47	13.00
		36	18	12.25	11.92	12.48	13.00
		36	39	12.16	11.84	12.27	13.00
		75	0	12.40	12.19	12.43	13.00
Bandwidth	Modulation	RB size	RB offset	Channel/Frequency (MHz)			Tune-up Limit
				20850/2510	21100/2535	21350/2560	
20MHz	QPSK	1	0	11.78	12.17	12.10	13.00
		1	50	12.20	12.14	12.42	13.00
		1	99	12.26	11.56	11.99	13.00
		50	0	12.09	12.48	12.41	13.00



		50	25	12.14	11.92	12.37	13.00	
		50	50	12.47	11.71	12.21	13.00	
		100	0	12.32	12.18	12.40	13.00	
	16QAM		1	0	12.14	12.62	12.38	13.00
			1	50	12.45	12.48	12.61	13.00
			1	99	12.63	12.20	12.30	13.00
			50	0	12.19	12.51	12.45	13.00
			50	25	12.10	12.05	12.42	13.00
			50	50	12.42	11.70	12.15	13.00
			100	0	12.36	12.29	12.41	13.00
	64QAM		1	0	12.15	12.26	12.38	13.00
			1	50	12.22	12.32	12.36	13.00
			1	99	12.54	12.01	12.29	13.00
			50	0	12.25	11.84	12.41	13.00
			50	25	12.20	11.85	12.47	13.00
			50	50	12.15	11.80	12.20	13.00
100			0	12.34	12.11	12.43	13.00	

LTE FDD Band 7 (REC Off)				Conducted Power(dBm)			
Bandwidth	Modulation	RB size	RB offset	Channel/Frequency (MHz)			Tune-up Limit
				20775/2502.5	21100/2535	21425/2567.5	
5MHz	QPSK	1	0	20.47	20.50	20.41	21.00
		1	13	20.35	20.29	20.31	21.00
		1	24	20.38	20.31	20.54	21.00
		12	0	20.45	20.37	20.29	21.00
		12	6	20.42	20.33	20.38	21.00
		12	13	20.37	20.27	20.38	21.00
		25	0	20.43	20.54	20.35	21.00
	16QAM	1	0	20.42	20.31	20.46	21.00
		1	13	20.41	20.38	20.07	21.00
		1	24	20.51	20.34	20.33	21.00
		12	0	20.47	20.38	20.23	21.00
		12	6	20.31	20.21	20.32	21.00
		12	13	20.37	20.28	20.27	21.00
		25	0	20.26	20.33	20.34	21.00
	64QAM	1	0	20.45	20.42	20.44	21.00
		1	13	20.40	20.25	20.16	21.00
		1	24	20.47	20.34	20.35	21.00
		12	0	20.35	20.30	20.39	21.00
		12	6	20.16	20.24	20.18	21.00
		12	13	20.38	20.24	20.28	21.00
		25	0	20.37	20.41	20.30	21.00



Bandwidth	Modulation	RB size	RB offset	Channel/Frequency (MHz)			Tune-up Limit
				20800/2505	21100/2535	21400/2565	
10MHz	QPSK	1	0	20.47	20.48	20.38	21.00
		1	25	20.30	20.36	20.39	21.00
		1	49	20.46	20.41	20.45	21.00
		25	0	20.44	20.48	20.39	21.00
		25	13	20.39	20.36	20.48	21.00
		25	25	20.43	20.33	20.46	21.00
		50	0	20.48	20.49	20.43	21.00
	16QAM	1	0	20.50	20.32	20.43	21.00
		1	25	20.50	20.35	20.06	21.00
		1	49	20.45	20.39	20.44	21.00
		25	0	20.57	20.42	20.22	21.00
		25	13	20.35	20.32	20.30	21.00
		25	25	20.34	20.30	20.36	21.00
		50	0	20.37	20.40	20.36	21.00
	64QAM	1	0	20.39	20.39	20.54	21.00
		1	25	20.43	20.28	20.14	21.00
		1	49	20.54	20.46	20.40	21.00
		25	0	20.38	20.25	20.36	21.00
		25	13	20.39	20.37	20.26	21.00
		25	25	20.40	20.25	20.33	21.00
		50	0	20.44	20.42	20.32	21.00
Bandwidth	Modulation	RB size	RB offset	Channel/Frequency (MHz)			Tune-up Limit
				20825/2507.5	21100/2535	21375/2562.5	
15MHz	QPSK	1	0	20.52	20.42	20.40	21.00
		1	38	20.31	20.26	20.37	21.00
		1	74	20.40	20.29	20.43	21.00
		36	0	20.49	20.38	20.34	21.00
		36	18	20.38	20.36	20.38	21.00
		36	39	20.41	20.34	20.40	21.00
		75	0	20.45	20.47	20.35	21.00
	16QAM	1	0	20.46	20.38	20.47	21.00
		1	38	20.49	20.32	20.11	21.00
		1	74	20.44	20.07	20.41	21.00
		36	0	20.46	20.41	20.28	21.00
		36	18	20.38	20.18	20.23	21.00
		36	39	20.34	20.31	20.28	21.00
		75	0	20.30	20.39	20.30	21.00
	64QAM	1	0	20.36	20.38	20.54	21.00
		1	38	20.37	20.24	20.23	21.00
		1	74	20.45	20.36	20.33	21.00
		36	0	20.39	20.31	20.41	21.00



Bandwidth	Modulation	RB size	RB offset	Channel/Frequency (MHz)			Tune-up Limit
				20850/2510	21100/2535	21350/2560	
						36	
		36	39	20.38	20.19	20.34	21.00
		75	0	20.37	20.45	20.33	21.00
20MHz	QPSK	1	0	20.49	20.38	20.37	21.00
		1	50	20.30	20.22	20.35	21.00
		1	99	20.38	20.28	20.40	21.00
		50	0	20.46	20.33	20.30	21.00
		50	25	20.36	20.32	20.35	21.00
		50	50	20.38	20.29	20.36	21.00
		100	0	20.42	20.42	20.31	21.00
	16QAM	1	0	20.44	20.34	20.42	21.00
		1	50	20.45	20.30	20.07	21.00
		1	99	20.42	20.04	20.39	21.00
		50	0	20.43	20.37	20.25	21.00
		50	25	20.35	20.16	20.20	21.00
		50	50	20.31	20.26	20.24	21.00
		100	0	20.28	20.35	20.27	21.00
	64QAM	1	0	20.34	20.34	20.49	21.00
		1	50	20.39	20.22	20.21	21.00
		1	99	20.49	20.39	20.42	21.00
		50	0	20.40	20.26	20.36	21.00
		50	25	20.42	20.29	20.20	21.00
		50	50	20.35	20.24	20.30	21.00
		100	0	20.45	20.41	20.30	21.00

LTE FDD Band 7 (REC Off+Wi-Fi/BT)				Conducted Power(dBm)			Tune-up Limit
Bandwidth	Modulation	RB size	RB offset	Channel/Frequency (MHz)			
				20775/2502.5	21100/2535	21425/2567.5	
5MHz	QPSK	1	0	17.45	17.31	17.20	18.00
		1	13	17.38	17.23	17.27	18.00
		1	24	17.32	17.35	17.30	18.00
		12	0	17.34	17.16	17.21	18.00
		12	6	17.08	17.24	17.25	18.00
		12	13	17.31	17.21	17.21	18.00
		25	0	17.29	17.30	17.19	18.00
	16QAM	1	0	17.45	17.31	17.42	18.00
		1	13	17.16	17.31	16.88	18.00
		1	24	17.43	17.10	17.35	18.00
		12	0	17.23	17.20	17.15	18.00
		12	6	17.25	17.11	17.15	18.00



Bandwidth	Modulation	RB size	RB offset	Channel/Frequency (MHz)			Tune-up Limit	
				20800/2505	21100/2535	21400/2565		
	64QAM	12	13	17.13	17.25	17.10	18.00	
		25	0	17.13	17.17	17.12	18.00	
		1	0	17.37	17.39	17.32	18.00	
		1	13	17.27	17.25	17.39	18.00	
		1	24	17.26	17.27	17.31	18.00	
		12	0	17.11	17.29	17.14	18.00	
		12	6	17.22	17.17	17.15	18.00	
		12	13	17.22	17.20	17.07	18.00	
		25	0	17.17	17.20	17.05	18.00	
10MHz	QPSK	1	0	17.47	17.28	17.28	18.00	
		1	25	17.38	17.30	17.25	18.00	
		1	49	17.36	17.36	17.35	18.00	
		25	0	17.29	17.22	17.21	18.00	
		25	13	17.17	17.23	17.27	18.00	
		25	25	17.30	17.23	17.29	18.00	
		50	0	17.40	17.32	17.22	18.00	
	16QAM	1	0	17.40	17.34	17.45	18.00	
		1	25	17.26	17.30	16.89	18.00	
		1	49	17.43	17.16	17.40	18.00	
		25	0	17.31	17.21	17.19	18.00	
		25	13	17.24	17.18	17.18	18.00	
		25	25	17.19	17.28	17.14	18.00	
		50	0	17.17	17.29	17.20	18.00	
	64QAM	1	0	17.38	17.35	17.33	18.00	
		1	25	17.28	17.28	17.46	18.00	
		1	49	17.27	17.23	17.36	18.00	
		25	0	17.17	17.38	17.15	18.00	
		25	13	17.24	17.16	17.20	18.00	
		25	25	17.26	17.26	17.13	18.00	
		50	0	17.17	17.21	17.09	18.00	
	Bandwidth	Modulation	RB size	RB offset	Channel/Frequency (MHz)			Tune-up Limit
					20825/2507.5	21100/2535	21375/2562.5	
	15MHz	QPSK	1	0	17.40	17.24	17.20	18.00
1			38	17.38	17.29	17.24	18.00	
1			74	17.29	17.31	17.29	18.00	
36			0	17.29	17.18	17.18	18.00	
36			18	17.10	17.18	17.19	18.00	
36			39	17.27	17.20	17.23	18.00	
75			0	17.39	17.28	17.20	18.00	
16QAM		1	0	17.35	17.32	17.41	18.00	
		1	38	17.23	17.32	16.91	18.00	



		1	74	17.38	17.09	17.34	18.00	
		36	0	17.29	17.20	17.15	18.00	
		36	18	17.23	17.13	17.16	18.00	
		36	39	17.16	17.21	17.08	18.00	
		75	0	17.12	17.20	17.15	18.00	
	64QAM	1	0	17.34	17.37	17.33	18.00	
		1	38	17.24	17.25	17.40	18.00	
		1	74	17.26	17.21	17.33	18.00	
		36	0	17.10	17.32	17.11	18.00	
		36	18	17.19	17.11	17.14	18.00	
		36	39	17.24	17.23	17.10	18.00	
		75	0	17.14	17.23	17.05	18.00	
	Bandwidth	Modulation	RB size	RB offset	Channel/Frequency (MHz)			Tune-up Limit
					20850/2510	21100/2535	21350/2560	
20MHz	QPSK	1	0	17.38	17.20	17.20	18.00	
		1	50	17.41	17.25	17.22	18.00	
		1	99	17.27	17.30	17.28	18.00	
		50	0	17.25	17.13	17.15	18.00	
		50	25	17.14	17.14	17.19	18.00	
		50	50	17.24	17.15	17.21	18.00	
		100	0	17.36	17.23	17.09	18.00	
	16QAM	1	0	17.35	17.28	17.41	18.00	
		1	50	17.19	17.25	16.84	18.00	
		1	99	17.36	17.09	17.32	18.00	
		50	0	17.26	17.15	17.16	18.00	
		50	25	17.20	17.11	17.10	18.00	
		50	50	17.13	17.19	17.08	18.00	
		100	0	17.13	17.20	17.11	18.00	
	64QAM	1	0	17.24	17.29	17.25	18.00	
		1	50	17.24	17.23	17.40	18.00	
		1	99	17.22	17.16	17.31	18.00	
		50	0	17.10	17.32	17.09	18.00	
		50	25	17.16	17.09	17.13	18.00	
		50	50	17.22	17.17	17.01	18.00	
		100	0	17.11	17.12	17.05	18.00	

LTE FDD Band 12 (REC On+ Left Head)				Conducted Power(dBm)			
Bandwidth	Modulation	RB size	RB offset	Channel/Frequency (MHz)			Tune-up Limit
				23017/699.7	23095/707.5	23173/715.3	
1.4MHz	QPSK	1	0	21.83	21.87	22.02	22.50
		1	2	21.74	21.97	22.00	22.50
		1	5	22.03	21.98	21.94	22.50



		3	0	21.81	21.97	21.91	22.50	
		3	2	21.91	22.06	22.14	22.50	
		3	3	22.02	22.02	22.04	22.50	
		6	0	21.59	21.84	21.91	22.50	
	16QAM	1	0	21.97	21.80	21.95	22.50	
		1	2	21.92	21.77	21.84	22.50	
		1	5	22.03	22.07	22.13	22.50	
		3	0	21.79	21.79	21.62	22.50	
		3	2	21.69	21.84	21.83	22.50	
		3	3	21.69	21.70	21.66	22.50	
		6	0	20.84	20.83	20.78	21.50	
	64QAM	1	0	21.25	21.24	21.44	21.50	
		1	2	21.39	21.42	21.28	21.50	
		1	5	21.46	21.41	21.45	21.50	
		3	0	21.11	21.16	21.32	21.50	
		3	2	21.33	21.35	21.39	21.50	
		3	3	21.23	21.27	21.19	21.50	
		6	0	20.26	20.29	20.36	20.50	
	Bandwidth	Modulation	RB size	RB offset	Channel/Frequency (MHz)			Tune-up Limit
					23025/700.5	23095/707.5	23165/714.5	
	3MHz	QPSK	1	0	21.90	21.88	22.08	22.50
1			7	21.81	21.94	22.06	22.50	
1			14	22.02	21.95	21.99	22.50	
8			0	21.78	21.83	21.82	22.50	
8			4	21.86	22.02	21.99	22.50	
8			7	21.93	21.99	21.93	22.50	
15			0	21.67	21.91	21.93	22.50	
16QAM		1	0	22.00	21.89	22.03	22.50	
		1	7	21.96	21.84	21.95	22.50	
		1	14	22.07	21.83	22.15	22.50	
		8	0	20.83	20.94	20.84	21.50	
		8	4	20.85	20.87	20.91	21.50	
		8	7	20.81	20.87	20.74	21.50	
		15	0	20.84	20.92	20.78	21.50	
64QAM		1	0	21.29	21.26	21.48	21.50	
		1	7	21.38	21.48	21.43	21.50	
		1	14	21.42	21.39	21.43	21.50	
		8	0	20.27	20.38	20.53	20.50	
		8	4	20.43	20.39	20.42	20.50	
		8	7	20.33	20.37	20.36	20.50	
		15	0	20.26	20.42	20.43	20.50	



Bandwidth	Modulation	RB size	RB offset	Channel/Frequency (MHz)			Tune-up Limit
				23035/701.5	23095/707.5	23155/713.5	
5MHz	QPSK	1	0	21.91	21.85	22.06	22.50
		1	13	21.78	22.01	21.95	22.50
		1	24	22.03	21.94	21.97	22.50
		12	0	21.64	21.84	21.86	22.50
		12	6	21.83	21.98	22.01	22.50
		12	13	21.83	21.91	21.86	22.50
		25	0	21.69	21.91	21.89	22.50
	16QAM	1	0	21.90	21.78	21.97	22.50
		1	13	21.93	21.79	21.90	22.50
		1	24	22.00	22.07	22.11	22.50
		12	0	20.82	20.87	20.74	21.50
		12	6	20.82	20.84	20.92	21.50
		12	13	20.80	20.84	20.75	21.50
		25	0	20.84	20.78	20.73	21.50
	64QAM	1	0	21.21	21.28	21.47	21.50
		1	13	21.36	21.45	21.41	21.50
		1	24	21.39	21.35	21.40	21.50
		12	0	20.25	20.32	20.51	20.50
		12	6	20.40	20.15	20.45	20.50
		12	13	20.26	20.40	20.34	20.50
		25	0	20.33	20.26	20.34	20.50
Bandwidth	Modulation	RB size	RB offset	Channel/Frequency (MHz)			Tune-up Limit
				23060/704	23095/707.5	23130/711	
10MHz	QPSK	1	0	21.86	21.80	22.03	22.50
		1	25	21.78	21.89	22.01	22.50
		1	49	21.97	21.89	21.92	22.50
		25	0	21.73	21.74	21.75	22.50
		25	13	21.81	21.93	21.92	22.50
		25	25	21.87	21.91	21.85	22.50
		50	0	21.62	21.82	21.84	22.50
	16QAM	1	0	21.93	21.83	21.96	22.50
		1	25	21.90	21.79	21.89	22.50
		1	49	22.02	21.76	22.10	22.50
		25	0	20.77	20.88	20.78	21.50
		25	13	20.79	20.80	20.84	21.50
		25	25	20.76	20.78	20.67	21.50
		50	0	20.79	20.83	20.71	21.50
	64QAM	1	0	21.22	21.20	21.41	21.50
		1	25	21.38	21.43	21.39	21.50
		1	49	21.43	21.38	21.49	21.50
		25	0	20.25	20.31	20.45	20.50



		25	13	20.46	20.39	20.44	20.50
		25	25	20.28	20.38	20.29	20.50
		50	0	20.31	20.33	20.36	20.50

LTE FDD Band 12 (REC On+Right Head)				Conducted Power(dBm)			
Bandwidth	Modulation	RB size	RB offset	Channel/Frequency (MHz)			Tune-up Limit
				23017/699.7	23095/707.5	23173/715.3	
1.4MHz	QPSK	1	0	21.68	21.74	21.90	22.50
		1	2	21.59	21.76	21.75	22.50
		1	5	21.73	21.89	21.92	22.50
		3	0	21.83	21.99	21.98	22.50
		3	2	21.84	22.00	22.02	22.50
		3	3	21.87	21.90	21.98	22.50
		6	0	21.61	21.89	21.81	22.50
	16QAM	1	0	21.76	21.62	21.87	22.50
		1	2	21.87	21.81	21.81	22.50
		1	5	21.83	21.99	21.93	22.50
		3	0	21.68	21.65	21.56	22.50
		3	2	21.54	21.74	21.75	22.50
		3	3	21.75	21.73	21.63	22.50
		6	0	20.76	20.73	20.74	21.50
	64QAM	1	0	21.15	21.09	21.20	21.50
		1	2	21.03	21.07	20.99	21.50
		1	5	21.09	21.00	21.09	21.50
		3	0	21.10	21.24	21.37	21.50
		3	2	21.18	21.18	21.22	21.50
		3	3	21.27	21.31	21.27	21.50
		6	0	20.27	20.30	20.42	20.50
Bandwidth	Modulation	RB size	RB offset	Channel/Frequency (MHz)			Tune-up Limit
				23025/700.5	23095/707.5	23165/714.5	
3MHz	QPSK	1	0	21.73	21.71	21.96	22.50
		1	7	21.61	21.74	21.86	22.50
		1	14	21.79	21.83	21.87	22.50
		8	0	21.83	21.85	21.85	22.50
		8	4	21.73	21.93	21.89	22.50
		8	7	21.83	21.89	21.83	22.50
		15	0	21.66	21.90	21.92	22.50
	16QAM	1	0	21.84	21.73	21.87	22.50
		1	7	21.96	21.84	21.95	22.50
		1	14	21.81	21.57	21.99	22.50
		8	0	20.74	20.85	20.75	21.50
		8	4	20.72	20.74	20.78	21.50



Bandwidth	Modulation	RB size	RB offset	Channel/Frequency (MHz)			Tune-up Limit	
				23035/701.5	23095/707.5	23155/713.5		
	64QAM	8	7	20.81	20.87	20.74	21.50	
		15	0	20.76	20.84	20.70	21.50	
		1	0	21.09	21.06	21.28	21.50	
		1	7	21.14	21.18	21.15	21.50	
		1	14	21.15	21.12	21.21	21.50	
		8	0	20.34	20.40	20.34	20.50	
		8	4	20.42	20.36	20.41	20.50	
		8	7	20.41	20.55	20.44	20.50	
		15	0	20.39	20.45	20.46	20.50	
5MHz	QPSK	1	0	21.74	21.68	21.94	22.50	
		1	13	21.58	21.81	21.75	22.50	
		1	24	21.80	21.82	21.85	22.50	
		12	0	21.69	21.86	21.89	22.50	
		12	6	21.70	21.89	21.91	22.50	
		12	13	21.73	21.81	21.76	22.50	
		25	0	21.68	21.90	21.88	22.50	
	16QAM	1	0	21.74	21.62	21.81	22.50	
		1	13	21.93	21.79	21.90	22.50	
		1	24	21.74	21.81	21.95	22.50	
		12	0	20.73	20.78	20.65	21.50	
		12	6	20.69	20.71	20.79	21.50	
		12	13	20.80	20.84	20.75	21.50	
		25	0	20.76	20.70	20.65	21.50	
	64QAM	1	0	21.01	21.08	21.27	21.50	
		1	13	21.06	21.15	21.11	21.50	
		1	24	21.06	21.02	21.07	21.50	
		12	0	20.28	20.35	20.54	20.50	
		12	6	20.30	20.05	20.35	20.50	
		12	13	20.34	20.48	20.42	20.50	
		25	0	20.36	20.29	20.37	20.50	
	Bandwidth	Modulation	RB size	RB offset	Channel/Frequency (MHz)			Tune-up Limit
					23060/704	23095/707.5	23130/711	
	10MHz	QPSK	1	0	21.75	21.78	22.03	22.50
1			25	21.73	21.86	21.86	22.50	
1			49	21.81	21.88	22.00	22.50	
25			0	21.85	21.86	21.84	22.50	
25			13	21.82	21.91	21.92	22.50	
25			25	21.82	21.85	21.84	22.50	
50			0	21.75	21.96	21.92	22.50	
16QAM		1	0	21.80	21.71	21.89	22.50	
		1	25	21.93	21.96	21.96	22.50	



		1	49	21.93	21.85	21.96	22.50
		25	0	20.79	20.89	20.75	21.50
		25	13	20.68	20.79	20.89	21.50
		25	25	20.90	20.86	20.77	21.50
		50	0	20.77	20.79	20.77	21.50
	64QAM	1	0	21.08	21.05	21.11	21.50
		1	25	21.06	21.15	21.01	21.50
		1	49	21.06	20.95	21.07	21.50
		25	0	20.20	20.37	20.49	20.50
		25	13	20.06	20.21	20.28	20.50
		25	25	20.37	20.42	20.32	20.50
		50	0	20.24	20.32	20.36	20.50

LTE FDD Band 12 (REC On+Left Head+Wi-Fi/BT)				Conducted Power(dBm)			
Bandwidth	Modulation	RB size	RB offset	Channel/Frequency (MHz)			Tune-up Limit
				23017/699.7	23095/707.5	23173/715.3	
1.4MHz	QPSK	1	0	18.82	18.92	19.12	19.50
		1	2	18.79	18.90	18.92	19.50
		1	5	19.12	19.03	19.07	19.50
		3	0	18.97	18.96	18.97	19.50
		3	2	18.86	18.99	18.93	19.50
		3	3	18.97	18.98	18.95	19.50
		6	0	18.76	18.91	18.94	19.50
	16QAM	1	0	18.84	18.68	18.85	19.50
		1	2	18.65	18.76	18.80	19.50
		1	5	18.76	18.82	18.75	19.50
		3	0	18.78	18.70	18.70	19.50
		3	2	18.77	18.79	18.80	19.50
		3	3	18.83	18.86	18.83	19.50
		6	0	18.84	18.85	18.84	19.50
	64QAM	1	0	18.85	18.93	18.86	19.50
		1	2	18.81	18.64	18.67	19.50
		1	5	18.71	18.77	18.73	19.50
		3	0	18.81	18.68	18.78	19.50
		3	2	18.59	18.67	18.69	19.50
		3	3	18.69	18.73	18.76	19.50
		6	0	18.68	18.81	18.77	19.50
Bandwidth	Modulation	RB size	RB offset	Channel/Frequency (MHz)			Tune-up Limit
3MHz	QPSK	1	0	23025/700.5	23095/707.5	23165/714.5	19.50
		1	7	18.78	18.93	19.13	19.50
		1	14	18.84	18.94	18.89	19.50
				19.07	19.02	19.14	19.50



		8	0	18.95	18.95	18.90	19.50	
		8	4	18.86	19.00	19.01	19.50	
		8	7	18.99	18.96	18.97	19.50	
		15	0	18.90	19.00	18.96	19.50	
	16QAM	1	0	18.80	18.71	18.86	19.50	
		1	7	18.65	18.89	18.79	19.50	
		1	14	18.82	18.89	18.79	19.50	
		8	0	18.77	18.80	18.75	19.50	
		8	4	18.79	18.74	18.85	19.50	
		8	7	18.83	18.88	18.92	19.50	
		15	0	18.83	18.84	18.90	19.50	
	64QAM	1	0	18.93	19.03	18.77	19.50	
		1	7	18.82	18.67	18.67	19.50	
		1	14	18.71	18.71	18.68	19.50	
		8	0	18.79	18.73	18.80	19.50	
		8	4	18.61	18.71	18.64	19.50	
		8	7	18.72	18.78	18.71	19.50	
		15	0	18.71	18.86	18.74	19.50	
	Bandwidth	Modulation	RB size	RB offset	Channel/Frequency (MHz)			Tune-up Limit
					23035/701.5	23095/707.5	23155/713.5	
	5MHz	QPSK	1	0	18.75	18.86	19.05	19.50
1			13	18.74	18.95	18.90	19.50	
1			24	19.10	19.03	18.98	19.50	
12			0	18.89	18.97	18.93	19.50	
12			6	18.77	18.93	19.03	19.50	
12			13	19.00	18.95	18.96	19.50	
25			0	18.85	18.89	18.95	19.50	
16QAM		1	0	18.81	18.67	18.79	19.50	
		1	13	18.69	18.79	18.73	19.50	
		1	24	18.70	18.88	18.84	19.50	
		12	0	18.81	18.77	18.67	19.50	
		12	6	18.78	18.76	18.76	19.50	
		12	13	18.75	18.81	18.94	19.50	
		25	0	18.88	18.81	18.84	19.50	
64QAM		1	0	18.80	18.95	18.83	19.50	
		1	13	18.80	18.63	18.60	19.50	
		1	24	18.72	18.77	18.67	19.50	
		12	0	18.76	18.61	18.70	19.50	
		12	6	18.79	18.75	18.65	19.50	
		12	13	18.69	18.70	18.69	19.50	
		25	0	18.72	18.77	18.68	19.50	



Bandwidth	Modulation	RB size	RB offset	Channel/Frequency (MHz)			Tune-up Limit
				23060/704	23095/707.5	23130/711	
10MHz	QPSK	1	0	18.78	18.80	19.06	19.50
		1	25	18.76	18.82	18.89	19.50
		1	49	19.05	18.95	18.97	19.50
		25	0	18.93	18.86	18.87	19.50
		25	13	18.77	18.94	18.94	19.50
		25	25	18.98	18.94	18.90	19.50
		50	0	18.81	18.86	18.88	19.50
	16QAM	1	0	18.80	18.71	18.80	19.50
		1	25	18.66	18.77	18.76	19.50
		1	49	18.70	18.57	18.82	19.50
		25	0	18.70	18.74	18.73	19.50
		25	13	18.81	18.65	18.70	19.50
		25	25	18.74	18.81	18.85	19.50
		50	0	18.82	18.81	18.79	19.50
	64QAM	1	0	18.80	18.92	18.80	19.50
		1	25	18.72	18.60	18.67	19.50
		1	49	18.64	18.68	18.61	19.50
		25	0	18.77	18.65	18.75	19.50
		25	13	18.76	18.65	18.54	19.50
		25	25	18.66	18.63	18.69	19.50
		50	0	18.66	18.81	18.70	19.50

LTE FDD Band 12 (REC On+Right Head+Wi-Fi/BT)				Conducted Power(dBm)			
Bandwidth	Modulation	RB size	RB offset	Channel/Frequency (MHz)			Tune-up Limit
				23017/699.7	23095/707.5	23173/715.3	
1.4MHz	QPSK	1	0	18.70	18.80	18.83	19.50
		1	2	18.62	18.80	18.78	19.50
		1	5	18.88	18.81	18.76	19.50
		3	0	18.65	18.83	18.79	19.50
		3	2	18.59	18.77	18.86	19.50
		3	3	18.75	18.76	18.69	19.50
		6	0	18.67	18.77	18.82	19.50
	16QAM	1	0	18.94	18.76	18.89	19.50
		1	2	18.70	18.80	18.74	19.50
		1	5	18.79	18.99	18.93	19.50
		3	0	18.88	18.81	18.73	19.50
		3	2	18.77	18.75	18.75	19.50
		3	3	18.72	18.78	18.91	19.50
		6	0	18.79	18.72	18.75	19.50
	64QAM	1	0	18.68	18.79	18.68	19.50



Bandwidth	Modulation	RB size	RB offset	Channel/Frequency (MHz)			Tune-up Limit	
				23025/700.5	23095/707.5	23165/714.5		
		1	2	18.82	18.65	18.62	19.50	
		1	5	18.82	18.89	18.77	19.50	
		3	0	18.92	18.74	18.85	19.50	
		3	2	18.86	18.82	18.72	19.50	
		3	3	18.68	18.69	18.68	19.50	
		6	0	18.60	18.65	18.56	19.50	
3MHz	QPSK	1	0	18.78	18.79	18.90	19.50	
		1	7	18.68	18.76	18.83	19.50	
		1	14	18.87	18.78	18.81	19.50	
		8	0	18.75	18.82	18.81	19.50	
		8	4	18.64	18.87	18.84	19.50	
		8	7	18.78	18.84	18.72	19.50	
		15	0	18.74	18.81	18.83	19.50	
	16QAM	1	0	18.97	18.87	18.97	19.50	
		1	7	18.74	18.84	18.84	19.50	
		1	14	18.84	18.73	18.96	19.50	
		8	0	18.83	18.87	18.86	19.50	
		8	4	18.85	18.70	18.75	19.50	
		8	7	18.77	18.88	18.90	19.50	
		15	0	18.78	18.81	18.77	19.50	
	64QAM	1	0	18.72	18.83	18.72	19.50	
		1	7	18.81	18.68	18.76	19.50	
		1	14	18.79	18.85	18.76	19.50	
		8	0	18.99	18.87	18.97	19.50	
		8	4	18.88	18.78	18.67	19.50	
		8	7	18.71	18.72	18.76	19.50	
		15	0	18.59	18.78	18.65	19.50	
	Bandwidth	Modulation	RB size	RB offset	Channel/Frequency (MHz)			Tune-up Limit
					23035/701.5	23095/707.5	23155/713.5	
	5MHz	QPSK	1	0	18.79	18.76	18.88	19.50
1			13	18.65	18.83	18.72	19.50	
1			24	18.88	18.77	18.79	19.50	
12			0	18.61	18.83	18.85	19.50	
12			6	18.61	18.83	18.86	19.50	
12			13	18.68	18.76	18.65	19.50	
25			0	18.76	18.81	18.79	19.50	
16QAM		1	0	18.87	18.76	18.91	19.50	
		1	13	18.71	18.79	18.79	19.50	
		1	24	18.77	18.97	18.92	19.50	
		12	0	18.82	18.80	18.76	19.50	
		12	6	18.82	18.67	18.76	19.50	



Bandwidth	Modulation	RB size	RB offset	Channel/Frequency (MHz)			Tune-up Limit
				23060/704	23095/707.5	23130/711	
10MHz	64QAM	12	13	18.76	18.85	18.91	19.50
		25	0	18.78	18.67	18.72	19.50
		1	0	18.64	18.85	18.71	19.50
		1	13	18.79	18.65	18.74	19.50
		1	24	18.76	18.81	18.73	19.50
		12	0	18.97	18.81	18.95	19.50
		12	6	18.85	18.54	18.70	19.50
		12	13	18.64	18.75	18.74	19.50
	25	0	18.66	18.62	18.56	19.50	
	QPSK	1	0	18.86	18.86	18.99	19.50
		1	25	18.78	18.89	18.90	19.50
		1	49	18.96	18.88	18.90	19.50
		25	0	18.82	18.89	18.91	19.50
		25	13	18.76	18.89	18.83	19.50
		25	25	18.77	18.86	18.76	19.50
		50	0	18.77	18.80	18.85	19.50
16QAM		1	0	18.99	18.85	19.00	19.50
	1	25	18.74	18.87	18.89	19.50	
	1	49	18.93	18.96	18.92	19.50	
	25	0	18.92	18.86	18.85	19.50	
	25	13	18.81	18.84	18.84	19.50	
	25	25	18.89	18.90	18.88	19.50	
	50	0	18.83	18.82	18.82	19.50	
64QAM	1	0	18.65	18.75	18.66	19.50	
	1	25	18.81	18.66	18.67	19.50	
	1	49	18.79	18.82	18.81	19.50	
	25	0	18.94	18.83	18.92	19.50	
	25	13	18.61	18.70	18.71	19.50	
	25	25	18.67	18.69	18.73	19.50	
	50	0	18.54	18.65	18.62	19.50	

LTE FDD Band 12 (REC Off)				Conducted Power(dBm)			
Bandwidth	Modulation	RB size	RB offset	Channel/Frequency (MHz)			Tune-up Limit
				23017/699.7	23095/707.5	23173/715.3	
1.4MHz	QPSK	1	0	22.92	23.00	23.02	23.50
		1	2	22.73	22.79	22.85	23.50
		1	5	22.88	22.94	22.86	23.50
		3	0	22.78	22.94	22.97	23.50
		3	2	22.74	22.99	23.02	23.50
		3	3	22.82	22.89	23.03	23.50



	16QAM	6	0	21.86	21.96	21.90	22.50
		1	0	22.07	21.96	22.01	22.50
		1	2	22.16	21.86	22.13	22.50
		1	5	21.95	22.08	21.99	22.50
		3	0	21.80	21.81	21.84	22.50
		3	2	21.79	21.86	21.84	22.50
		3	3	21.74	21.94	21.87	22.50
		6	0	20.74	21.16	20.85	21.50
	64QAM	1	0	21.38	21.35	21.44	21.50
		1	2	21.25	21.25	21.31	21.50
		1	5	21.53	21.20	21.38	21.50
		3	0	21.22	21.32	21.26	21.50
		3	2	21.42	21.24	21.33	21.50
		3	3	21.34	21.42	21.37	21.50
		6	0	20.30	20.44	20.49	20.50
Bandwidth	Modulation	RB size	RB offset	Channel/Frequency (MHz)			Tune-up Limit
				23025/700.5	23095/707.5	23165/714.5	
3MHz	QPSK	1	0	22.86	22.87	22.96	23.50
		1	7	22.75	22.90	22.83	23.50
		1	14	22.87	22.88	22.91	23.50
		8	0	21.87	22.10	22.04	22.50
		8	4	21.83	22.05	22.10	22.50
		8	7	21.89	22.06	22.06	22.50
		15	0	21.92	21.96	21.97	22.50
	16QAM	1	0	22.02	22.00	21.96	22.50
		1	7	22.18	21.91	22.10	22.50
		1	14	21.97	22.07	22.03	22.50
		8	0	20.86	20.92	20.93	21.50
		8	4	20.83	20.96	20.91	21.50
		8	7	20.87	21.03	20.95	21.50
		15	0	20.77	21.20	20.93	21.50
	64QAM	1	0	21.35	21.33	21.39	21.50
		1	7	21.29	21.29	21.34	21.50
		1	14	21.54	21.28	21.38	21.50
		8	0	20.29	20.40	20.41	20.50
		8	4	20.47	20.37	20.41	20.50
		8	7	20.45	20.48	20.51	20.50
		15	0	20.30	20.49	20.42	20.50
Bandwidth	Modulation	RB size	RB offset	Channel/Frequency (MHz)			Tune-up Limit
				23035/701.5	23095/707.5	23155/713.5	
5MHz	QPSK	1	0	22.97	22.98	22.99	23.50
		1	13	22.76	22.96	22.94	23.50
		1	24	22.96	22.96	22.90	23.50



		12	0	21.94	22.13	22.13	22.50	
		12	6	21.89	22.13	22.13	22.50	
		12	13	21.98	22.12	22.15	22.50	
		25	0	21.97	22.00	22.04	22.50	
	16QAM	1	0	22.11	22.07	22.03	22.50	
		1	13	22.18	22.02	22.23	22.50	
		1	24	22.06	22.11	22.06	22.50	
		12	0	20.90	21.04	20.98	21.50	
		12	6	20.94	20.97	20.99	21.50	
		12	13	20.87	21.11	21.03	21.50	
		25	0	20.83	21.19	20.95	21.50	
	64QAM	1	0	21.45	21.46	21.50	21.50	
		1	13	21.33	21.37	21.36	21.50	
		1	24	21.61	21.33	21.42	21.50	
		12	0	20.36	20.47	20.46	20.50	
		12	6	20.58	20.43	20.45	20.50	
		12	13	20.47	20.56	20.57	20.50	
		25	0	20.38	20.56	20.49	20.50	
	Bandwidth	Modulation	RB size	RB offset	Channel/Frequency (MHz)			Tune-up Limit
					23060/704	23095/707.5	23130/711	
	10MHz	QPSK	1	0	22.95	22.94	22.99	23.50
1			25	22.79	22.92	22.92	23.50	
1			49	22.94	22.95	22.89	23.50	
25			0	21.90	22.08	22.10	22.50	
25			13	21.93	22.09	22.13	22.50	
25			25	21.95	22.07	22.13	22.50	
50			0	21.94	21.95	21.93	22.50	
16QAM		1	0	22.11	22.03	22.03	22.50	
		1	25	22.14	21.95	22.16	22.50	
		1	49	22.04	22.11	22.04	22.50	
		25	0	20.87	20.99	20.99	21.50	
		25	13	20.91	20.95	20.93	21.50	
		25	25	20.84	21.09	21.03	21.50	
		50	0	20.84	21.19	20.91	21.50	
64QAM		1	0	21.35	21.38	21.42	21.50	
		1	25	21.33	21.35	21.36	21.50	
		1	49	21.57	21.28	21.40	21.50	
		25	0	20.36	20.47	20.44	20.50	
		25	13	20.55	20.41	20.44	20.50	
		25	25	20.45	20.50	20.48	20.50	
		50	0	20.35	20.45	20.49	20.50	



LTE FDD Band 12 (REC Off+Wi-Fi/BT)				Conducted Power(dBm)			
Bandwidth	Modulation	RB size	RB offset	Channel/Frequency (MHz)			Tune-up Limit
				23017/699.7	23095/707.5	23173/715.3	
1.4MHz	QPSK	1	0	19.62	19.74	19.76	20.50
		1	2	19.65	19.67	19.75	20.50
		1	5	19.78	19.75	19.78	20.50
		3	0	19.60	19.63	19.63	20.50
		3	2	19.52	19.68	19.72	20.50
		3	3	19.62	19.64	19.57	20.50
		6	0	19.64	19.75	19.64	20.50
	16QAM	1	0	19.69	19.56	19.73	20.50
		1	2	19.52	19.67	19.58	20.50
		1	5	19.61	19.72	19.71	20.50
		3	0	19.69	19.60	19.58	20.50
		3	2	19.66	19.60	19.66	20.50
		3	3	19.56	19.57	19.62	20.50
		6	0	19.58	19.57	19.60	20.50
	64QAM	1	0	19.66	19.71	19.56	20.50
		1	2	19.74	19.56	19.63	20.50
		1	5	19.65	19.70	19.64	20.50
		3	0	19.61	19.47	19.56	20.50
		3	2	19.60	19.50	19.41	20.50
		3	3	19.60	19.63	19.63	20.50
		6	0	19.51	19.61	19.48	20.50
Bandwidth	Modulation	RB size	RB offset	Channel/Frequency (MHz)			Tune-up Limit
				23025/700.5	23095/707.5	23165/714.5	
3MHz	QPSK	1	0	19.65	19.75	19.82	20.50
		1	7	19.72	19.72	19.79	20.50
		1	14	19.80	19.79	19.83	20.50
		8	0	19.62	19.68	19.68	20.50
		8	4	19.61	19.73	19.79	20.50
		8	7	19.64	19.68	19.64	20.50
		15	0	19.72	19.77	19.61	20.50
	16QAM	1	0	19.73	19.59	19.80	20.50
		1	7	19.55	19.66	19.58	20.50
		1	14	19.64	19.77	19.74	20.50
		8	0	19.72	19.64	19.66	20.50
		8	4	19.68	19.64	19.66	20.50
		8	7	19.59	19.65	19.70	20.50
		15	0	19.64	19.66	19.63	20.50
	64QAM	1	0	19.60	19.70	19.55	20.50
1		7	19.81	19.60	19.70	20.50	



Bandwidth	Modulation	RB size	RB offset	Channel/Frequency (MHz)			Tune-up Limit	
				23035/701.5	23095/707.5	23155/713.5		
		1	14	19.66	19.70	19.67	20.50	
		8	0	19.67	19.56	19.61	20.50	
		8	4	19.62	19.54	19.46	20.50	
		8	7	19.64	19.67	19.62	20.50	
		15	0	19.53	19.59	19.55	20.50	
Bandwidth	Modulation	RB size	RB offset	Channel/Frequency (MHz)			Tune-up Limit	
				23035/701.5	23095/707.5	23155/713.5		
5MHz	QPSK	1	0	19.67	19.77	19.76	20.50	
		1	13	19.64	19.69	19.81	20.50	
		1	24	19.80	19.78	19.73	20.50	
		12	0	19.60	19.62	19.68	20.50	
		12	6	19.58	19.72	19.73	20.50	
		12	13	19.64	19.65	19.64	20.50	
		25	0	19.68	19.72	19.59	20.50	
	16QAM	1	0	19.73	19.57	19.78	20.50	
		1	13	19.46	19.68	19.62	20.50	
		1	24	19.64	19.72	19.68	20.50	
		12	0	19.67	19.67	19.62	20.50	
		12	6	19.70	19.56	19.65	20.50	
		12	13	19.50	19.64	19.69	20.50	
		25	0	19.61	19.56	19.56	20.50	
	64QAM	1	0	19.61	19.74	19.57	20.50	
		1	13	19.76	19.59	19.63	20.50	
		1	24	19.64	19.66	19.62	20.50	
		12	0	19.65	19.54	19.57	20.50	
		12	6	19.64	19.51	19.41	20.50	
		12	13	19.57	19.66	19.59	20.50	
		25	0	19.52	19.57	19.53	20.50	
	Bandwidth	Modulation	RB size	RB offset	Channel/Frequency (MHz)			Tune-up Limit
					23060/704	23095/707.5	23130/711	
	10MHz	QPSK	1	0	19.76	19.76	19.84	20.50
			1	25	19.73	19.82	19.84	20.50
			1	49	19.87	19.79	19.84	20.50
			25	0	19.68	19.73	19.70	20.50
			25	13	19.64	19.75	19.79	20.50
25			25	19.70	19.76	19.64	20.50	
50			0	19.74	19.74	19.69	20.50	
16QAM		1	0	19.76	19.68	19.78	20.50	
		1	25	19.53	19.76	19.63	20.50	
		1	49	19.74	19.76	19.80	20.50	
		25	0	19.70	19.72	19.67	20.50	
		25	13	19.73	19.64	19.70	20.50	
		25	25	19.62	19.68	19.72	20.50	



	64QAM	50	0	19.70	19.63	19.71	20.50
		1	0	19.56	19.69	19.47	20.50
		1	25	19.75	19.56	19.60	20.50
		1	49	19.63	19.69	19.60	20.50
		25	0	19.59	19.46	19.58	20.50
		25	13	19.58	19.52	19.37	20.50
		25	25	19.57	19.57	19.58	20.50
		50	0	19.48	19.55	19.43	20.50

LTE FDD Band 17 (REC On+Left Head)				Conducted Power(dBm)			
Bandwidth	Modulation	RB size	RB offset	Channel/Frequency (MHz)			Tune-up Limit
				23755/706.5	23790/710	23825/713.5	
5MHz	QPSK	1	0	21.88	21.94	21.85	22.50
		1	13	21.79	21.94	21.99	22.50
		1	24	22.04	21.97	22.04	22.50
		12	0	21.85	21.94	21.94	22.50
		12	6	21.72	21.87	21.86	22.50
		12	13	21.87	21.92	21.88	22.50
		25	0	21.63	21.84	21.83	22.50
	16QAM	1	0	22.11	22.01	22.19	22.50
		1	13	21.97	21.94	22.01	22.50
		1	24	21.92	21.87	22.03	22.50
		12	0	20.72	20.83	20.72	21.50
		12	6	20.70	20.77	20.80	21.50
		12	13	20.80	20.84	20.74	21.50
		25	0	20.76	20.72	20.68	21.50
	64QAM	1	0	21.26	21.30	21.45	21.50
		1	13	21.18	21.25	21.15	21.50
		1	24	21.26	21.20	21.27	21.50
		12	0	20.29	20.41	20.36	20.50
		12	6	20.36	20.34	20.37	20.50
		12	13	20.22	20.33	20.25	20.50
		25	0	20.38	20.44	20.48	20.50
Bandwidth	Modulation	RB size	RB offset	Channel/Frequency (MHz)			Tune-up Limit
				23780/709	23790/710	23800/711	
10MHz	QPSK	1	0	21.84	21.84	21.79	22.50
		1	25	21.66	21.84	21.89	22.50
		1	49	22.00	21.90	21.95	22.50
		25	0	21.75	21.83	21.83	22.50
		25	13	21.71	21.86	21.87	22.50
		25	25	21.87	21.90	21.87	22.50
		50	0	21.62	21.82	21.86	22.50



	16QAM	1	0	22.10	22.00	22.14	22.50
		1	25	21.97	21.95	21.99	22.50
		1	49	21.95	21.87	22.07	22.50
		25	0	20.71	20.82	20.69	21.50
		25	13	20.68	20.78	20.81	21.50
		25	25	20.81	20.82	20.72	21.50
		50	0	20.76	20.71	20.70	21.50
	64QAM	1	0	21.34	21.29	21.44	21.50
		1	25	21.15	21.26	21.14	21.50
		1	49	21.27	21.20	21.28	21.50
		25	0	20.30	20.40	20.56	20.50
		25	13	20.38	20.35	20.37	20.50
		25	25	20.21	20.31	20.29	20.50
		50	0	20.40	20.43	20.45	20.50

LTE FDD Band 17 (REC On+Right Head)				Conducted Power(dBm)			
Bandwidth	Modulation	RB size	RB offset	Channel/Frequency (MHz)			Tune-up Limit
				23755/706.5	23790/710	23825/713.5	
5MHz	QPSK	1	0	21.82	21.80	21.80	22.50
		1	13	21.76	21.93	21.89	22.50
		1	24	21.97	21.84	21.99	22.50
		12	0	21.78	21.90	21.84	22.50
		12	6	21.74	21.87	21.91	22.50
		12	13	21.86	21.95	21.88	22.50
		25	0	21.55	21.76	21.75	22.50
	16QAM	1	0	21.89	21.86	22.01	22.50
		1	13	21.94	21.78	21.83	22.50
		1	24	21.95	21.92	22.13	22.50
		12	0	20.72	20.77	20.69	21.50
		12	6	20.67	20.84	20.82	21.50
		12	13	20.93	20.86	20.76	21.50
		25	0	20.70	20.72	20.68	21.50
	64QAM	1	0	21.32	21.29	21.47	21.50
		1	13	21.10	21.14	21.11	21.50
		1	24	21.44	21.39	21.48	21.50
		12	0	20.28	20.40	20.56	20.50
		12	6	20.40	20.39	20.45	20.50
		12	13	20.39	20.43	20.43	20.50
		25	0	20.38	20.42	20.44	20.50
Bandwidth	Modulation	RB size	RB offset	Channel/Frequency (MHz)			Tune-up Limit
10MHz	QPSK	1	0	23780/709	23790/710	23800/711	22.50
				21.85	21.84	21.78	



		1	25	21.75	21.89	21.94	22.50
		1	49	22.00	21.89	21.94	22.50
		25	0	21.76	21.85	21.86	22.50
		25	13	21.80	21.89	21.91	22.50
		25	25	21.88	21.92	21.92	22.50
		50	0	21.52	21.72	21.69	22.50
	16QAM	1	0	21.96	21.84	22.03	22.50
		1	25	21.85	21.78	21.84	22.50
		1	49	21.98	21.93	22.10	22.50
		25	0	20.69	20.79	20.71	21.50
		25	13	20.71	20.81	20.81	21.50
		25	25	20.85	20.89	20.80	21.50
	64QAM	50	0	20.73	20.69	20.63	21.50
		1	0	21.30	21.29	21.45	21.50
		1	25	21.09	21.16	21.08	21.50
		1	49	21.43	21.36	21.46	21.50
		25	0	20.31	20.42	20.55	20.50
		25	13	20.44	20.41	20.45	20.50
		25	25	20.34	20.42	20.36	20.50
	50	0	20.39	20.36	20.48	20.50	

LTE FDD Band 17 (REC On+Left Head+Wi-Fi/BT)				Conducted Power(dBm)			
Bandwidth	Modulation	RB size	RB offset	Channel/Frequency (MHz)			Tune-up Limit
				23755/706.5	23790/710	23825/713.5	
5MHz	QPSK	1	0	18.83	18.63	18.67	19.50
		1	13	18.56	18.66	18.61	19.50
		1	24	18.94	18.58	18.64	19.50
		12	0	18.64	18.54	18.62	19.50
		12	6	18.58	18.72	18.69	19.50
		12	13	18.67	18.80	18.64	19.50
		25	0	18.59	18.71	18.78	19.50
	16QAM	1	0	18.44	18.75	18.50	19.50
		1	13	18.67	18.63	18.82	19.50
		1	24	18.62	18.43	18.78	19.50
		12	0	18.58	18.66	18.61	19.50
		12	6	18.52	18.42	18.54	19.50
		12	13	18.61	18.61	18.65	19.50
		25	0	18.66	18.61	18.71	19.50
	64QAM	1	0	18.55	18.52	18.48	19.50
		1	13	18.71	18.65	18.52	19.50
		1	24	18.63	18.62	18.58	19.50
		12	0	18.66	18.60	18.72	19.50



Bandwidth	Modulation	RB size	RB offset	Channel/Frequency (MHz)			Tune-up Limit
				23780/709	23790/710	23800/711	
		12	6	18.53	18.53	18.42	19.50
		12	13	18.55	18.55	18.57	19.50
		25	0	18.45	18.63	18.51	19.50
10MHz	QPSK	1	0	18.82	18.60	18.64	19.50
		1	25	18.54	18.70	18.51	19.50
		1	49	18.96	18.61	18.63	19.50
		25	0	18.49	18.54	18.65	19.50
		25	13	18.56	18.69	18.72	19.50
		25	25	18.57	18.70	18.57	19.50
		50	0	18.60	18.70	18.75	19.50
	16QAM	1	0	18.37	18.62	18.41	19.50
		1	25	18.62	18.59	18.75	19.50
		1	49	18.56	18.68	18.75	19.50
		25	0	18.57	18.57	18.51	19.50
		25	13	18.49	18.42	18.56	19.50
		25	25	18.59	18.57	18.65	19.50
		50	0	18.67	18.48	18.67	19.50
	64QAM	1	0	18.50	18.52	18.44	19.50
		1	25	18.67	18.63	18.48	19.50
		1	49	18.61	18.59	18.56	19.50
		25	0	18.64	18.52	18.70	19.50
		25	13	18.50	18.32	18.46	19.50
		25	25	18.47	18.57	18.54	19.50
		50	0	18.53	18.48	18.43	19.50

LTE FDD Band 17 (REC On+Right Head+Wi-Fi/BT)				Conducted Power(dBm)			Tune-up Limit
Bandwidth	Modulation	RB size	RB offset	Channel/Frequency (MHz)			
				23755/706.5	23790/710	23825/713.5	
5MHz	QPSK	1	0	18.87	18.77	18.81	19.50
		1	13	18.57	18.62	18.56	19.50
		1	24	19.04	18.77	18.82	19.50
		12	0	18.74	18.70	18.67	19.50
		12	6	18.59	18.69	18.86	19.50
		12	13	18.78	18.71	18.71	19.50
		25	0	18.58	18.80	18.74	19.50
	16QAM	1	0	18.46	18.68	18.57	19.50
		1	13	18.78	18.67	18.82	19.50
		1	24	18.54	18.65	18.71	19.50
		12	0	18.65	18.55	18.56	19.50
		12	6	18.61	18.67	18.74	19.50



Bandwidth	Modulation	RB size	RB offset	Channel/Frequency (MHz)			Tune-up Limit	
				23780/709	23790/710	23800/711		
10MHz	64QAM	12	13	18.84	18.76	18.84	19.50	
		25	0	18.66	18.62	18.71	19.50	
		1	0	18.78	18.60	18.59	19.50	
		1	13	18.62	18.53	18.43	19.50	
		1	24	18.73	18.68	18.74	19.50	
		12	0	18.74	18.66	18.71	19.50	
		12	6	18.49	18.46	18.43	19.50	
		12	13	18.60	18.66	18.63	19.50	
	25	0	18.53	18.54	18.53	19.50		
	10MHz	QPSK	1	0	18.80	18.70	18.76	19.50
			1	25	18.63	18.62	18.57	19.50
			1	49	18.97	18.75	18.78	19.50
			25	0	18.73	18.66	18.65	19.50
			25	13	18.59	18.65	18.82	19.50
25			25	18.74	18.67	18.68	19.50	
50			0	18.62	18.73	18.65	19.50	
16QAM		1	0	18.43	18.65	18.55	19.50	
		1	25	18.74	18.66	18.80	19.50	
		1	49	18.50	18.60	18.66	19.50	
		25	0	18.63	18.54	18.57	19.50	
		25	13	18.59	18.64	18.69	19.50	
		25	25	18.81	18.72	18.82	19.50	
		50	0	18.65	18.58	18.66	19.50	
64QAM	1	0	18.66	18.57	18.53	19.50		
	1	25	18.61	18.52	18.40	19.50		
	1	49	18.71	18.63	18.72	19.50		
	25	0	18.70	18.65	18.69	19.50		
	25	13	18.43	18.43	18.39	19.50		
	25	25	18.59	18.62	18.55	19.50		
	50	0	18.50	18.50	18.53	19.50		

LTE FDD Band 17 (REC Off)				Conducted Power(dBm)			Tune-up Limit
Bandwidth	Modulation	RB size	RB offset	Channel/Frequency (MHz)			
				23755/706.5	23790/710	23825/713.5	
5MHz	QPSK	1	0	22.84	22.76	22.69	23.50
		1	13	22.65	22.74	22.65	23.50
		1	24	22.88	22.81	22.74	23.50
		12	0	21.71	21.89	21.85	22.50
		12	6	21.83	21.88	21.97	22.50
		12	13	21.83	21.85	21.78	22.50



	16QAM	25	0	21.77	21.87	21.84	22.50
		1	0	21.99	21.76	22.08	22.50
		1	13	21.80	21.78	22.08	22.50
		1	24	21.98	21.97	22.12	22.50
		12	0	20.70	20.85	20.83	21.50
		12	6	20.78	20.79	20.77	21.50
		12	13	20.78	20.95	20.87	21.50
		25	0	20.82	20.70	20.72	21.50
	64QAM	1	0	21.03	21.23	21.33	21.50
		1	13	21.02	21.25	21.34	21.50
		1	24	21.20	21.54	21.12	21.50
		12	0	20.38	20.38	20.35	20.50
		12	6	20.36	20.07	20.45	20.50
		12	13	20.35	20.45	20.49	20.50
25		0	20.37	20.29	20.21	20.50	
Bandwidth	Modulation	RB size	RB offset	Channel/Frequency (MHz)			Tune-up Limit
				23780/709	23790/710	23800/711	
10MHz	QPSK	1	0	22.74	22.72	22.66	23.50
		1	25	22.68	22.68	22.63	23.50
		1	49	22.76	22.72	22.75	23.50
		25	0	21.75	21.75	21.67	22.50
		25	13	21.82	21.75	21.84	22.50
		25	25	21.79	21.76	21.72	22.50
		50	0	21.72	21.79	21.73	22.50
	16QAM	1	0	21.90	21.73	22.04	22.50
		1	25	21.68	21.82	22.02	22.50
		1	49	22.04	21.87	22.00	22.50
		25	0	20.63	20.84	20.80	21.50
		25	13	20.64	20.72	20.73	21.50
		25	25	20.76	20.83	20.76	21.50
		50	0	20.70	20.64	20.70	21.50
	64QAM	1	0	21.05	21.18	21.15	21.50
		1	25	21.00	21.22	21.22	21.50
		1	49	21.17	21.43	21.09	21.50
		25	0	20.27	20.38	20.27	20.50
		25	13	20.09	20.18	20.34	20.50
		25	25	20.36	20.35	20.36	20.50
		50	0	20.22	20.27	20.16	20.50



LTE FDD Band 17 (REC Off+Wi-Fi/BT)				Conducted Power(dBm)			
Bandwidth	Modulation	RB size	RB offset	Channel/Frequency (MHz)			Tune-up Limit
				23755/706.5	23790/710	23825/713.5	
5MHz	QPSK	1	0	19.99	19.89	19.94	20.50
		1	13	19.92	19.94	19.94	20.50
		1	24	20.19	19.91	19.92	20.50
		12	0	19.79	19.76	19.87	20.50
		12	6	19.73	19.92	19.91	20.50
		12	13	19.81	19.93	19.80	20.50
		25	0	19.68	19.88	19.91	20.50
	16QAM	1	0	19.85	20.10	19.90	20.50
		1	13	19.74	19.62	19.87	20.50
		1	24	19.70	19.58	19.89	20.50
		12	0	19.81	19.84	19.84	20.50
		12	6	19.80	19.75	19.83	20.50
		12	13	19.70	19.70	19.75	20.50
		25	0	19.75	19.73	19.80	20.50
	64QAM	1	0	19.85	19.76	19.77	20.50
		1	13	19.92	19.88	19.77	20.50
		1	24	19.80	19.76	19.78	20.50
		12	0	19.79	19.73	19.82	20.50
		12	6	19.70	19.69	19.62	20.50
		12	13	19.73	19.78	19.78	20.50
		25	0	19.61	19.78	19.72	20.50
Bandwidth	Modulation	RB size	RB offset	Channel/Frequency (MHz)			Tune-up Limit
				23780/709	23790/710	23800/711	
10MHz	QPSK	1	0	19.88	19.82	19.84	20.50
		1	25	19.87	19.99	19.89	20.50
		1	49	20.16	19.91	19.82	20.50
		25	0	19.67	19.73	19.82	20.50
		25	13	19.67	19.79	19.89	20.50
		25	25	19.74	19.83	19.75	20.50
		50	0	19.70	19.78	19.87	20.50
	16QAM	1	0	19.76	19.95	19.76	20.50
		1	25	19.67	19.59	19.74	20.50
		1	49	19.63	19.79	19.83	20.50
		25	0	19.84	19.78	19.70	20.50
		25	13	19.67	19.76	19.78	20.50
		25	25	19.63	19.56	19.73	20.50
		50	0	19.75	19.61	19.74	20.50
	64QAM	1	0	19.75	19.68	19.67	20.50
		1	25	19.90	19.86	19.60	20.50



		1	49	19.81	19.75	19.76	20.50
		25	0	19.70	19.60	19.69	20.50
		25	13	19.63	19.69	19.62	20.50
		25	25	19.68	19.71	19.67	20.50
		50	0	19.61	19.62	19.59	20.50

LTE FDD Band 26 (REC On+Left Head)				Conducted Power(dBm)			
Bandwidth	Modulation	RB size	RB offset	Channel/Frequency (MHz)			Tune-up Limit
				26697/814.7	26865/831.5	27033/848.3	
1.4MHz	QPSK	1	0	18.73	18.80	18.72	19.50
		1	2	18.83	18.84	18.93	19.50
		1	5	18.76	18.79	18.75	19.50
		3	0	18.79	18.94	18.81	19.50
		3	2	18.73	18.76	18.96	19.50
		3	3	18.86	18.76	18.87	19.50
		6	0	18.77	18.77	18.89	19.50
	16QAM	1	0	19.03	18.79	19.00	19.50
		1	2	18.91	18.82	18.91	19.50
		1	5	18.72	18.81	18.97	19.50
		3	0	18.88	18.78	18.85	19.50
		3	2	18.76	18.83	18.88	19.50
		3	3	18.76	18.72	18.86	19.50
		6	0	18.80	18.72	18.74	19.50
	64QAM	1	0	18.88	18.77	18.93	19.50
		1	2	18.95	18.92	18.87	19.50
		1	5	18.74	18.85	18.91	19.50
		3	0	18.79	18.69	18.86	19.50
		3	2	18.82	18.73	18.86	19.50
		3	3	18.73	18.83	18.86	19.50
		6	0	18.78	18.69	18.83	19.50
Bandwidth	Modulation	RB size	RB offset	Channel/Frequency (MHz)			Tune-up Limit
				26705/815.5	26865/831.5	27025/847.5	
3MHz	QPSK	1	0	18.72	18.81	18.74	19.50
		1	7	18.89	18.78	18.86	19.50
		1	14	18.67	18.68	18.83	19.50
		8	0	18.80	18.83	18.71	19.50
		8	4	18.77	18.74	18.85	19.50
		8	7	18.80	18.72	18.80	19.50
		15	0	18.78	18.83	18.83	19.50
	16QAM	1	0	18.94	18.77	19.02	19.50
		1	7	18.82	18.87	18.92	19.50
		1	14	18.78	18.76	18.85	19.50



	64QAM	8	0	18.79	18.75	18.87	19.50
		8	4	18.71	18.71	18.89	19.50
		8	7	18.79	18.70	18.77	19.50
		15	0	18.70	18.66	18.71	19.50
		1	0	18.93	18.79	18.82	19.50
		1	7	18.92	18.91	18.89	19.50
		1	14	18.67	18.73	18.85	19.50
		8	0	18.77	18.75	18.90	19.50
		8	4	18.58	18.59	18.77	19.50
		8	7	18.71	18.82	18.81	19.50
15	0	18.72	18.69	18.80	19.50		
Bandwidth	Modulation	RB size	RB offset	Channel/Frequency (MHz)			Tune-up Limit
				26715/816.5	26865/831.5	27015/846.5	
5MHz	QPSK	1	0	18.74	18.83	18.71	19.50
		1	13	18.89	18.84	18.89	19.50
		1	24	18.68	18.81	18.84	19.50
		12	0	18.76	18.94	18.85	19.50
		12	6	18.80	18.80	18.93	19.50
		12	13	18.81	18.76	18.92	19.50
		25	0	18.86	18.84	18.82	19.50
	16QAM	1	0	18.97	18.76	19.07	19.50
		1	13	18.86	18.88	18.88	19.50
		1	24	18.78	18.99	18.92	19.50
		12	0	18.87	18.74	18.89	19.50
		12	6	18.73	18.85	18.92	19.50
		12	13	18.82	18.75	18.83	19.50
		25	0	18.81	18.71	18.77	19.50
	64QAM	1	0	18.97	18.81	18.88	19.50
		1	13	18.89	18.89	18.88	19.50
		1	24	18.70	18.77	18.87	19.50
		12	0	18.76	18.75	18.89	19.50
		12	6	18.76	18.65	18.78	19.50
		12	13	18.69	18.79	18.86	19.50
		25	0	18.77	18.68	18.85	19.50
Bandwidth	Modulation	RB size	RB offset	Channel/Frequency (MHz)			Tune-up Limit
				26750/820	26865/831.5	26990/844	
10MHz	QPSK	1	0	18.77	18.73	18.73	19.50
		1	25	18.85	18.75	18.92	19.50
		1	49	18.69	18.66	18.72	19.50
		25	0	18.84	18.84	18.76	19.50
		25	13	18.73	18.77	18.85	19.50
		25	25	18.84	18.79	18.82	19.50
		50	0	18.80	18.76	18.83	19.50



	16QAM	1	0	18.98	18.84	19.03	19.50
		1	25	18.90	18.81	18.96	19.50
		1	49	18.71	18.49	18.93	19.50
		25	0	18.78	18.78	18.92	19.50
		25	13	18.78	18.68	18.80	19.50
		25	25	18.76	18.73	18.78	19.50
		50	0	18.74	18.72	18.67	19.50
	64QAM	1	0	18.84	18.75	18.92	19.50
		1	25	18.95	18.90	18.98	19.50
		1	49	18.71	18.81	18.94	19.50
		25	0	18.85	18.75	18.90	19.50
		25	13	18.87	18.66	18.82	19.50
		25	25	18.71	18.87	18.87	19.50
		50	0	18.82	18.73	18.83	19.50
Bandwidth	Modulation	RB size	RB offset	Channel/Frequency (MHz)			Tune-up Limit
				26775/822.5	26865/831.5	26965/841.5	
15MHz	QPSK	1	0	18.76	18.70	18.70	19.50
		1	38	18.83	18.79	18.82	19.50
		1	74	18.71	18.69	18.71	19.50
		36	0	18.69	18.84	18.79	19.50
		36	18	18.71	18.74	18.88	19.50
		36	39	18.74	18.69	18.75	19.50
		75	0	18.81	18.75	18.80	19.50
	16QAM	1	0	18.91	18.71	18.94	19.50
		1	38	18.85	18.77	18.89	19.50
		1	74	18.65	18.74	18.90	19.50
		36	0	18.77	18.69	18.82	19.50
		36	18	18.75	18.68	18.82	19.50
		36	39	18.74	18.69	18.78	19.50
		75	0	18.75	18.59	18.63	19.50
	64QAM	1	0	18.79	18.75	18.88	19.50
		1	38	18.85	18.88	18.92	19.50
		1	74	18.63	18.72	18.81	19.50
		36	0	18.79	18.68	18.90	19.50
		36	18	18.75	18.38	18.77	19.50
		36	39	18.63	18.79	18.84	19.50
		75	0	18.80	18.58	18.75	19.50

LTE FDD Band 26 (REC On+Right Head)				Conducted Power(dBm)			
Bandwidth	Modulation	RB size	RB offset	Channel/Frequency (MHz)			Tune-up Limit
				26697/814.7	26865/831.5	27033/848.3	
1.4MHz	QPSK	1	0	19.21	19.20	19.15	20.00



		1	2	19.18	19.22	19.24	20.00	
		1	5	19.17	19.17	19.23	20.00	
		3	0	19.19	19.23	19.22	20.00	
		3	2	19.07	19.10	19.26	20.00	
		3	3	19.18	19.07	19.18	20.00	
		6	0	19.25	19.28	19.30	20.00	
	16QAM	1	0	19.26	19.07	19.32	20.00	
		1	2	19.25	19.21	19.27	20.00	
		1	5	19.09	19.09	19.30	20.00	
		3	0	19.18	19.06	19.19	20.00	
		3	2	19.04	19.07	19.18	20.00	
		3	3	19.15	19.06	19.12	20.00	
	64QAM	6	0	19.22	19.20	19.22	20.00	
		1	0	19.41	19.24	19.36	20.00	
		1	2	19.29	19.25	19.30	20.00	
		1	5	18.97	19.06	19.18	20.00	
		3	0	19.13	19.07	19.22	20.00	
		3	2	19.21	19.06	19.20	20.00	
	Bandwidth	Modulation	RB size	RB offset	Channel/Frequency (MHz)			Tune-up Limit
					26705/815.5	26865/831.5	27025/847.5	
	3MHz	QPSK	1	0	19.18	19.14	19.08	20.00
1			7	19.14	19.18	19.19	20.00	
1			14	19.13	19.11	19.20	20.00	
8			0	19.14	19.22	19.14	20.00	
8			4	19.09	19.07	19.21	20.00	
8			7	19.18	19.11	19.14	20.00	
15			0	19.20	19.23	19.28	20.00	
16QAM		1	0	19.25	19.08	19.29	20.00	
		1	7	19.16	19.19	19.22	20.00	
		1	14	19.11	19.06	19.27	20.00	
		8	0	19.10	19.05	19.17	20.00	
		8	4	19.02	18.99	19.12	20.00	
		8	7	19.10	19.06	19.11	20.00	
		15	0	19.24	19.16	19.21	20.00	
64QAM		1	0	19.33	19.21	19.29	20.00	
		1	7	19.30	19.24	19.27	20.00	
		1	14	18.94	19.08	19.12	20.00	
		8	0	19.12	19.03	19.23	20.00	
		8	4	19.20	19.06	19.16	20.00	
		8	7	18.95	19.04	19.09	20.00	
		15	0	19.12	19.05	19.14	20.00	



Bandwidth	Modulation	RB size	RB offset	Channel/Frequency (MHz)			Tune-up Limit
				26715/816.5	26865/831.5	27015/846.5	
5MHz	QPSK	1	0	19.18	19.22	19.10	20.00
		1	13	19.17	19.16	19.28	20.00
		1	24	19.16	19.23	19.19	20.00
		12	0	19.16	19.21	19.22	20.00
		12	6	19.14	19.15	19.26	20.00
		12	13	19.21	19.09	19.25	20.00
		25	0	19.29	19.28	19.28	20.00
	16QAM	1	0	19.32	19.06	19.36	20.00
		1	13	19.18	19.23	19.30	20.00
		1	24	19.12	19.11	19.26	20.00
		12	0	19.17	19.11	19.23	20.00
		12	6	19.08	19.03	19.17	20.00
		12	13	19.08	19.12	19.18	20.00
		25	0	19.26	19.20	19.17	20.00
	64QAM	1	0	19.38	19.25	19.36	20.00
		1	13	19.30	19.29	19.29	20.00
		1	24	18.96	19.04	19.15	20.00
		12	0	19.18	19.12	19.23	20.00
		12	6	19.25	19.07	19.20	20.00
		12	13	18.95	19.13	19.10	20.00
		25	0	19.17	19.08	19.25	20.00
Bandwidth	Modulation	RB size	RB offset	Channel/Frequency (MHz)			Tune-up Limit
10MHz	QPSK	1	0	19.14	19.12	19.12	20.00
		1	25	19.21	19.17	19.20	20.00
		1	49	19.10	19.14	19.21	20.00
		25	0	19.14	19.19	19.16	20.00
		25	13	19.11	19.06	19.24	20.00
		25	25	19.15	19.06	19.17	20.00
		50	0	19.29	19.25	19.20	20.00
	16QAM	1	0	19.22	19.04	19.34	20.00
		1	25	19.23	19.15	19.22	20.00
		1	49	19.06	19.08	19.26	20.00
		25	0	19.16	19.04	19.21	20.00
		25	13	19.00	19.01	19.10	20.00
		25	25	19.13	19.05	19.13	20.00
		50	0	19.23	19.20	19.16	20.00
	64QAM	1	0	19.27	19.17	19.30	20.00
		1	25	19.31	19.24	19.32	20.00
		1	49	18.92	19.00	19.14	20.00
		25	0	19.14	19.10	19.21	20.00



Bandwidth	Modulation	RB size	RB offset	Channel/Frequency (MHz)			Tune-up Limit
				26775/822.5	26865/831.5	26965/841.5	
15MHz	QPSK	25	13	19.17	19.00	19.17	20.00
		25	25	18.98	19.06	19.07	20.00
		50	0	19.12	19.00	19.19	20.00
		1	0	19.10	19.08	19.06	20.00
		1	38	19.16	19.13	19.18	20.00
		1	74	19.08	19.13	19.16	20.00
		36	0	19.12	19.14	19.11	20.00
	16QAM	36	18	19.03	19.02	19.18	20.00
		36	39	19.12	19.01	19.11	20.00
		75	0	19.26	19.20	19.23	20.00
		1	0	19.18	19.00	19.24	20.00
		1	38	19.19	19.18	19.21	20.00
		1	74	19.04	19.02	19.24	20.00
		36	0	19.13	19.01	19.14	20.00
	64QAM	36	18	18.97	18.99	19.10	20.00
		36	39	19.10	18.97	19.05	20.00
		75	0	19.18	19.12	19.14	20.00
		1	0	19.33	19.17	19.28	20.00
		1	38	19.23	19.22	19.24	20.00
		1	74	18.92	18.99	19.12	20.00
		36	0	19.08	19.02	19.17	20.00
	36	18	19.14	18.98	19.12	20.00	
	36	39	18.94	19.02	19.08	20.00	
	75	0	19.11	19.03	19.13	20.00	

LTE FDD Band 26 (REC On+Left Head+Wi-Fi/BT)				Conducted Power(dBm)			
Bandwidth	Modulation	RB size	RB offset	Channel/Frequency (MHz)			Tune-up Limit
				26697/814.7	26865/831.5	27033/848.3	
1.4MHz	QPSK	1	0	15.65	15.57	15.61	16.50
		1	2	15.66	15.60	15.65	16.50
		1	5	15.57	15.64	15.63	16.50
		3	0	15.68	15.77	15.82	16.50
		3	2	15.64	15.66	15.85	16.50
		3	3	15.79	15.63	15.71	16.50
		6	0	15.66	15.71	15.66	16.50
	16QAM	1	0	15.76	15.57	15.89	16.50
		1	2	15.81	15.77	15.78	16.50
		1	5	15.61	15.60	15.85	16.50
		3	0	15.63	15.54	15.66	16.50
		3	2	15.55	15.54	15.69	16.50



Bandwidth	Modulation	RB size	RB offset	Channel/Frequency (MHz)			Tune-up Limit
				26705/815.5	26865/831.5	27025/847.5	
	64QAM	3	3	15.71	15.68	15.71	16.50
		6	0	15.76	15.64	15.71	16.50
		1	0	15.79	15.73	15.85	16.50
		1	2	15.75	15.70	15.72	16.50
		1	5	15.53	15.63	15.74	16.50
		3	0	15.60	15.55	15.67	16.50
		3	2	15.71	15.50	15.68	16.50
		3	3	15.47	15.65	15.64	16.50
		6	0	15.68	15.58	15.74	16.50
3MHz	QPSK	1	0	15.62	15.60	15.56	16.50
		1	7	15.57	15.53	15.67	16.50
		1	14	15.56	15.61	15.58	16.50
		8	0	15.62	15.69	15.77	16.50
		8	4	15.64	15.63	15.81	16.50
		8	7	15.74	15.54	15.69	16.50
		15	0	15.64	15.69	15.67	16.50
	16QAM	1	0	15.80	15.53	15.84	16.50
		1	7	15.71	15.75	15.83	16.50
		1	14	15.61	15.61	15.75	16.50
		8	0	15.59	15.51	15.64	16.50
		8	4	15.56	15.49	15.64	16.50
		8	7	15.62	15.64	15.71	16.50
		15	0	15.70	15.62	15.60	16.50
	64QAM	1	0	15.82	15.68	15.80	16.50
		1	7	15.71	15.69	15.70	16.50
		1	14	15.46	15.55	15.65	16.50
		8	0	15.63	15.55	15.67	16.50
		8	4	15.68	15.48	15.62	16.50
		8	7	15.45	15.61	15.59	16.50
		15	0	15.64	15.53	15.71	16.50
Bandwidth	Modulation	RB size	RB offset	Channel/Frequency (MHz)			Tune-up Limit
				26715/816.5	26865/831.5	27015/846.5	
5MHz	QPSK	1	0	15.66	15.54	15.60	16.50
		1	13	15.60	15.65	15.66	16.50
		1	24	15.57	15.57	15.65	16.50
		12	0	15.66	15.80	15.77	16.50
		12	6	15.65	15.65	15.84	16.50
		12	13	15.75	15.64	15.68	16.50
		25	0	15.71	15.68	15.75	16.50
	16QAM	1	0	15.77	15.61	15.81	16.50
		1	13	15.75	15.79	15.81	16.50



		1	24	15.66	15.60	15.82	16.50	
		12	0	15.58	15.55	15.66	16.50	
		12	6	15.54	15.53	15.65	16.50	
		12	13	15.70	15.68	15.72	16.50	
		25	0	15.74	15.68	15.72	16.50	
	64QAM	1	0	15.81	15.70	15.77	16.50	
		1	13	15.77	15.72	15.74	16.50	
		1	24	15.50	15.63	15.68	16.50	
		12	0	15.63	15.56	15.75	16.50	
		12	6	15.67	15.55	15.64	16.50	
		12	13	15.51	15.62	15.66	16.50	
		25	0	15.65	15.60	15.68	16.50	
	Bandwidth	Modulation	RB size	RB offset	Channel/Frequency (MHz)			Tune-up Limit
					26750/820	26865/831.5	26990/844	
10MHz	QPSK	1	0	15.65	15.51	15.64	16.50	
		1	25	15.58	15.59	15.61	16.50	
		1	49	15.56	15.56	15.63	16.50	
		25	0	15.62	15.72	15.74	16.50	
		25	13	15.62	15.59	15.84	16.50	
		25	25	15.70	15.55	15.66	16.50	
		50	0	15.71	15.68	15.67	16.50	
	16QAM	1	0	15.70	15.54	15.81	16.50	
		1	25	15.80	15.71	15.77	16.50	
		1	49	15.60	15.60	15.81	16.50	
		25	0	15.60	15.49	15.63	16.50	
		25	13	15.48	15.51	15.61	16.50	
		25	25	15.71	15.62	15.69	16.50	
		50	0	15.69	15.67	15.65	16.50	
	64QAM	1	0	15.80	15.63	15.77	16.50	
		1	25	15.73	15.68	15.76	16.50	
		1	49	15.45	15.53	15.67	16.50	
		25	0	15.63	15.58	15.69	16.50	
		25	13	15.64	15.45	15.62	16.50	
		25	25	15.50	15.59	15.65	16.50	
		50	0	15.63	15.50	15.66	16.50	
	Bandwidth	Modulation	RB size	RB offset	Channel/Frequency (MHz)			Tune-up Limit
					26775/822.5	26865/831.5	26965/841.5	
	15MHz	QPSK	1	0	15.57	15.47	15.58	16.50
1			38	15.63	15.55	15.61	16.50	
1			74	15.50	15.55	15.60	16.50	
36			0	15.60	15.67	15.71	16.50	
36			18	15.62	15.55	15.80	16.50	
36			39	15.67	15.50	15.62	16.50	



	16QAM	75	0	15.69	15.63	15.59	16.50
		1	0	15.70	15.50	15.79	16.50
		1	38	15.75	15.69	15.74	16.50
		1	74	15.56	15.57	15.76	16.50
		36	0	15.58	15.45	15.63	16.50
		36	18	15.47	15.49	15.57	16.50
		36	39	15.67	15.57	15.66	16.50
		75	0	15.68	15.63	15.60	16.50
	64QAM	1	0	15.71	15.59	15.71	16.50
		1	38	15.71	15.66	15.72	16.50
		1	74	15.43	15.50	15.65	16.50
		36	0	15.59	15.54	15.66	16.50
		36	18	15.59	15.43	15.59	16.50
		36	39	15.48	15.54	15.56	16.50
		75	0	15.60	15.46	15.66	16.50

LTE FDD Band 26 (REC On+Right Head+Wi-Fi/BT)				Conducted Power(dBm)			
Bandwidth	Modulation	RB size	RB offset	Channel/Frequency (MHz)			Tune-up Limit
				26697/814.7	26865/831.5	27033/848.3	
1.4MHz	QPSK	1	0	16.16	16.15	16.10	17.00
		1	2	16.17	16.14	16.23	17.00
		1	5	16.04	16.04	16.10	17.00
		3	0	16.25	16.24	16.28	17.00
		3	2	16.08	16.11	16.32	17.00
		3	3	16.15	16.08	16.19	17.00
		6	0	16.20	16.23	16.25	17.00
	16QAM	1	0	16.07	15.88	16.13	17.00
		1	2	16.19	16.15	16.21	17.00
		1	5	16.07	16.07	16.28	17.00
		3	0	16.17	16.05	16.18	17.00
		3	2	16.00	16.03	16.14	17.00
		3	3	16.22	16.13	16.19	17.00
		6	0	16.21	16.19	16.21	17.00
	64QAM	1	0	16.29	16.12	16.24	17.00
		1	2	16.15	16.11	16.16	17.00
		1	5	15.87	15.96	16.08	17.00
		3	0	16.05	15.99	16.14	17.00
		3	2	16.13	15.98	16.12	17.00
		3	3	16.07	16.19	16.23	17.00
		6	0	16.14	16.10	16.20	17.00



Bandwidth	Modulation	RB size	RB offset	Channel/Frequency (MHz)			Tune-up Limit
				26705/815.5	26865/831.5	27025/847.5	
3MHz	QPSK	1	0	16.13	16.09	16.03	17.00
		1	7	16.13	16.10	16.18	17.00
		1	14	16.00	15.98	16.07	17.00
		8	0	16.20	16.23	16.20	17.00
		8	4	16.10	16.08	16.27	17.00
		8	7	16.15	16.12	16.15	17.00
		15	0	16.15	16.18	16.23	17.00
	16QAM	1	0	16.06	15.89	16.10	17.00
		1	7	16.10	16.13	16.16	17.00
		1	14	16.09	16.04	16.25	17.00
		8	0	16.09	16.04	16.16	17.00
		8	4	15.98	15.95	16.08	17.00
		8	7	16.17	16.13	16.18	17.00
		15	0	16.23	16.15	16.20	17.00
	64QAM	1	0	16.21	16.09	16.17	17.00
		1	7	16.16	16.10	16.13	17.00
		1	14	15.84	15.98	16.02	17.00
		8	0	16.04	15.95	16.15	17.00
		8	4	16.12	15.98	16.08	17.00
		8	7	16.03	16.12	16.17	17.00
		15	0	16.11	16.04	16.13	17.00
Bandwidth	Modulation	RB size	RB offset	Channel/Frequency (MHz)			Tune-up Limit
				26715/816.5	26865/831.5	27015/846.5	
5MHz	QPSK	1	0	16.13	16.17	16.05	17.00
		1	13	16.16	16.08	16.27	17.00
		1	24	16.03	16.10	16.06	17.00
		12	0	16.22	16.22	16.28	17.00
		12	6	16.15	16.16	16.32	17.00
		12	13	16.18	16.10	16.26	17.00
		25	0	16.24	16.23	16.23	17.00
	16QAM	1	0	16.13	15.87	16.17	17.00
		1	13	16.12	16.17	16.24	17.00
		1	24	16.10	16.09	16.24	17.00
		12	0	16.16	16.10	16.22	17.00
		12	6	16.04	15.99	16.13	17.00
		12	13	16.15	16.19	16.25	17.00
		25	0	16.25	16.19	16.16	17.00
	64QAM	1	0	16.26	16.13	16.24	17.00
		1	13	16.16	16.15	16.15	17.00
		1	24	15.86	15.94	16.05	17.00
		12	0	16.10	16.04	16.15	17.00



Bandwidth	Modulation	RB size	RB offset	Channel/Frequency (MHz)			Tune-up Limit
				26750/820	26865/831.5	26990/844	
10MHz	QPSK	12	6	16.17	15.99	16.12	17.00
		12	13	16.03	16.21	16.18	17.00
		25	0	16.16	16.07	16.24	17.00
		1	0	16.12	16.08	16.04	17.00
		1	25	16.21	16.10	16.19	17.00
		1	49	15.98	16.03	16.03	17.00
		25	0	16.23	16.21	16.26	17.00
	16QAM	25	13	16.10	16.10	16.27	17.00
		25	25	16.18	16.14	16.20	17.00
		50	0	16.22	16.20	16.15	17.00
		1	0	16.01	15.85	16.17	17.00
		1	25	16.17	16.14	16.14	17.00
		1	49	16.04	16.02	16.27	17.00
		25	0	16.15	16.07	16.18	17.00
	64QAM	25	13	15.97	15.94	16.10	17.00
		25	25	16.19	16.14	16.18	17.00
		50	0	16.26	16.12	16.18	17.00
		1	0	16.15	16.12	16.24	17.00
		1	25	16.15	16.11	16.12	17.00
		1	49	15.87	15.96	16.07	17.00
		25	0	16.02	15.98	16.09	17.00
15MHz	QPSK	25	13	16.14	15.91	16.10	17.00
		25	25	16.00	16.16	16.16	17.00
		50	0	16.15	16.03	16.18	17.00
		1	0	16.11	16.07	16.02	17.00
		1	38	16.16	16.03	16.21	17.00
		1	74	15.97	16.03	16.03	17.00
		36	0	16.24	16.14	16.21	17.00
	16QAM	36	18	16.02	16.09	16.30	17.00
		36	39	16.12	16.04	16.11	17.00
		75	0	16.17	16.15	16.16	17.00
		1	0	16.06	15.81	16.06	17.00
		1	38	16.07	16.12	16.13	17.00
		1	74	16.07	15.99	16.23	17.00
		36	0	16.06	16.03	16.14	17.00
64QAM	36	18	15.94	15.92	16.04	17.00	
	36	39	16.15	16.09	16.15	17.00	
	75	0	16.18	16.08	16.10	17.00	
1	0	16.21	16.08	16.15	17.00		



		1	38	16.13	16.09	16.10	17.00
		1	74	15.82	15.93	16.00	17.00
		36	0	16.01	15.94	16.13	17.00
		36	18	16.08	15.95	16.04	17.00
		36	39	16.01	16.08	16.14	17.00
		75	0	16.13	15.99	16.12	17.00

LTE FDD Band 26 (REC Off)				Conducted Power(dBm)			
Bandwidth	Modulation	RB size	RB offset	Channel/Frequency (MHz)			Tune-up Limit
				26697/814.7	26865/831.5	27033/848.3	
1.4MHz	QPSK	1	0	22.87	22.84	22.94	23.50
		1	2	22.89	22.94	22.90	23.50
		1	5	22.76	22.78	22.91	23.50
		3	0	22.96	22.99	22.85	23.50
		3	2	22.81	22.90	23.01	23.50
		3	3	22.97	22.96	22.94	23.50
		6	0	21.93	21.88	21.93	22.50
	16QAM	1	0	21.92	22.02	22.17	22.50
		1	2	22.06	21.96	22.08	22.50
		1	5	21.92	22.03	22.04	22.50
		3	0	21.85	21.82	21.85	22.50
		3	2	21.78	21.84	21.83	22.50
		3	3	21.82	21.82	21.89	22.50
		6	0	20.87	20.89	20.95	21.50
	64QAM	1	0	21.45	21.44	21.56	21.50
		1	2	21.43	21.59	21.66	21.50
		1	5	21.45	21.30	21.58	21.50
		3	0	21.23	21.32	21.29	21.50
		3	2	21.26	21.45	21.36	21.50
		3	3	21.23	21.39	21.45	21.50
		6	0	20.35	20.44	20.35	20.50
Bandwidth	Modulation	RB size	RB offset	Channel/Frequency (MHz)			Tune-up Limit
				26705/815.5	26865/831.5	27025/847.5	
3MHz	QPSK	1	0	22.84	22.93	22.92	23.50
		1	7	22.90	22.88	22.96	23.50
		1	14	22.77	22.86	22.87	23.50
		8	0	22.02	22.00	21.98	22.50
		8	4	21.93	21.99	22.09	22.50
		8	7	22.06	21.99	22.06	22.50
		15	0	21.95	21.94	21.90	22.50
	16QAM	1	0	21.97	21.95	22.22	22.50
		1	7	22.05	21.99	22.14	22.50



		1	14	21.89	22.08	21.99	22.50
		8	0	20.98	20.92	20.96	21.50
		8	4	20.90	20.92	20.93	21.50
		8	7	20.84	20.90	21.01	21.50
		15	0	20.87	20.88	20.85	21.50
	64QAM	1	0	21.48	21.43	21.61	21.50
		1	7	21.40	21.63	21.66	21.50
		1	14	21.43	21.26	21.57	21.50
		8	0	20.35	20.45	20.34	20.50
		8	4	20.37	20.50	20.45	20.50
		8	7	20.27	20.50	20.51	20.50
		15	0	20.38	20.42	20.40	20.50
	Bandwidth	Modulation	RB size	RB offset	Channel/Frequency (MHz)		
26715/816.5					26865/831.5	27015/846.5	
5MHz	QPSK	1	0	22.86	22.89	22.94	23.50
		1	13	22.90	23.00	22.96	23.50
		1	24	22.79	22.83	22.90	23.50
		12	0	21.99	22.10	21.98	22.50
		12	6	22.02	21.99	22.07	22.50
		12	13	22.07	22.07	22.12	22.50
		25	0	22.04	21.92	21.96	22.50
	16QAM	1	0	21.94	22.03	22.23	22.50
		1	13	22.08	22.03	22.17	22.50
		1	24	21.92	22.10	22.02	22.50
		12	0	21.01	20.97	21.00	21.50
		12	6	20.92	20.96	20.96	21.50
		12	13	20.87	20.95	21.05	21.50
		25	0	20.93	20.96	20.96	21.50
	64QAM	1	0	21.45	21.44	21.60	21.50
		1	13	21.43	21.52	21.54	21.50
		1	24	21.46	21.28	21.60	21.50
		12	0	20.38	20.50	20.38	20.50
		12	6	20.39	20.54	20.48	20.50
		12	13	20.30	20.55	20.55	20.50
		25	0	20.37	20.48	20.42	20.50
Bandwidth	Modulation	RB size	RB offset	Channel/Frequency (MHz)			Tune-up Limit
				26750/820	26865/831.5	26990/844	
10MHz	QPSK	1	0	22.87	22.88	22.93	23.50
		1	25	22.84	22.96	22.97	23.50
		1	49	22.77	22.79	22.89	23.50
		25	0	22.01	22.04	21.94	22.50
		25	13	21.93	21.97	22.09	22.50
		25	25	22.01	21.99	22.03	22.50



	16QAM	50	0	22.00	21.88	21.96	22.50
		1	0	21.96	22.01	22.15	22.50
		1	25	22.00	22.00	22.18	22.50
		1	49	21.94	22.06	21.97	22.50
		25	0	20.92	20.95	20.96	21.50
		25	13	20.89	20.91	20.89	21.50
		25	25	20.84	20.91	21.03	21.50
		50	0	20.84	20.91	20.87	21.50
	64QAM	1	0	21.48	21.42	21.54	21.50
		1	25	21.43	21.64	21.69	21.50
		1	49	21.40	21.24	21.52	21.50
		25	0	20.37	20.48	20.42	20.50
		25	13	20.33	20.55	20.41	20.50
		25	25	20.32	20.48	20.54	20.50
		50	0	20.34	20.43	20.35	20.50
Bandwidth	Modulation	RB size	RB offset	Channel/Frequency (MHz)			Tune-up Limit
				26775/822.5	26865/831.5	26965/841.5	
15MHz	QPSK	1	0	22.82	22.82	22.87	23.50
		1	38	22.88	22.88	22.93	23.50
		1	74	22.73	22.83	22.84	23.50
		36	0	21.98	22.00	21.91	22.50
		36	18	21.95	21.96	22.06	22.50
		36	39	22.04	22.01	22.03	22.50
		75	0	21.95	21.83	21.85	22.50
	16QAM	1	0	21.94	21.97	22.17	22.50
		1	38	21.96	21.98	22.09	22.50
		1	74	21.92	22.02	21.98	22.50
		36	0	20.89	20.94	20.95	21.50
		36	18	20.87	20.86	20.87	21.50
		36	39	20.80	20.91	21.01	21.50
		75	0	20.89	20.84	20.86	21.50
	64QAM	1	0	21.38	21.41	21.52	21.50
		1	38	21.41	21.63	21.63	21.50
		1	74	21.41	21.25	21.53	21.50
		36	0	20.33	20.44	20.36	20.50
		36	18	20.35	20.52	20.41	20.50
		36	39	20.24	20.44	20.46	20.50
		75	0	20.35	20.36	20.35	20.50



LTE FDD Band 26 (REC Off+Wi-Fi/BT)				Conducted Power(dBm)			
Bandwidth	Modulation	RB size	RB offset	Channel/Frequency (MHz)			Tune-up Limit
				26697/814.7	26865/831.5	27033/848.3	
1.4MHz	QPSK	1	0	19.83	19.90	19.80	20.50
		1	2	19.92	19.87	19.92	20.50
		1	5	19.66	19.79	19.82	20.50
		3	0	19.76	19.94	19.85	20.50
		3	2	19.78	19.78	20.05	20.50
		3	3	19.95	19.88	19.93	20.50
		6	0	19.80	19.83	19.80	20.50
	16QAM	1	0	20.04	19.83	20.04	20.50
		1	2	19.87	19.87	19.89	20.50
		1	5	19.96	20.17	20.01	20.50
		3	0	19.92	19.79	19.94	20.50
		3	2	19.76	19.88	19.95	20.50
		3	3	19.90	19.83	19.91	20.50
		6	0	19.84	19.74	19.82	20.50
	64QAM	1	0	19.96	19.80	19.87	20.50
		1	2	19.77	19.75	19.76	20.50
		1	5	19.79	19.86	19.97	20.50
		3	0	19.79	19.78	19.92	20.50
		3	2	19.91	19.80	19.93	20.50
		3	3	19.71	19.81	19.88	20.50
		6	0	19.91	19.82	20.01	20.50
Bandwidth	Modulation	RB size	RB offset	Channel/Frequency (MHz)			Tune-up Limit
				26705/815.5	26865/831.5	27025/847.5	
3MHz	QPSK	1	0	19.84	19.82	19.80	20.50
		1	7	19.88	19.75	19.95	20.50
		1	14	19.67	19.64	19.70	20.50
		8	0	19.83	19.83	19.75	20.50
		8	4	19.72	19.76	19.96	20.50
		8	7	19.99	19.92	19.83	20.50
		15	0	19.74	19.78	19.84	20.50
	16QAM	1	0	20.07	19.89	19.99	20.50
		1	7	19.90	19.81	19.96	20.50
		1	14	19.89	19.69	20.01	20.50
		8	0	19.84	19.81	19.97	20.50
		8	4	19.81	19.71	19.83	20.50
		8	7	19.83	19.80	19.85	20.50
		15	0	19.78	19.76	19.71	20.50
	64QAM	1	0	19.85	19.72	19.90	20.50
		1	7	19.76	19.77	19.83	20.50



Bandwidth	Modulation	RB size	RB offset	Channel/Frequency (MHz)			Tune-up Limit	
				26715/816.5	26865/831.5	27015/846.5		
		1	14	19.74	19.86	19.92	20.50	
		8	0	19.85	19.77	19.95	20.50	
		8	4	19.93	19.74	19.88	20.50	
		8	7	19.72	19.78	19.88	20.50	
		15	0	19.87	19.88	19.98	20.50	
5MHz	QPSK	1	0	19.80	19.85	19.79	20.50	
		1	13	19.88	19.89	19.98	20.50	
		1	24	19.72	19.75	19.71	20.50	
		12	0	19.79	19.94	19.81	20.50	
		12	6	19.73	19.76	20.06	20.50	
		12	13	20.00	19.92	19.90	20.50	
		25	0	19.83	19.78	19.91	20.50	
	16QAM	1	0	20.08	19.84	19.95	20.50	
		1	13	19.92	19.85	19.92	20.50	
		1	24	19.90	19.99	20.04	20.50	
		12	0	19.95	19.85	19.92	20.50	
		12	6	19.77	19.84	19.89	20.50	
		12	13	19.84	19.80	19.94	20.50	
		25	0	19.85	19.77	19.77	20.50	
	64QAM	1	0	19.85	19.74	19.90	20.50	
		1	13	19.83	19.82	19.75	20.50	
		1	24	19.83	19.94	19.99	20.50	
		12	0	19.84	19.74	19.91	20.50	
		12	6	19.95	19.86	19.99	20.50	
		12	13	19.75	19.85	19.88	20.50	
		25	0	19.94	19.85	19.97	20.50	
	Bandwidth	Modulation	RB size	RB offset	Channel/Frequency (MHz)			Tune-up Limit
					26750/820	26865/831.5	26990/844	
	10MHz	QPSK	1	0	19.81	19.84	19.83	20.50
1			25	19.94	19.86	19.91	20.50	
1			49	19.63	19.64	19.79	20.50	
25			0	19.81	19.84	19.72	20.50	
25			13	19.76	19.73	19.96	20.50	
25			25	19.93	19.87	19.83	20.50	
50			0	19.84	19.81	19.82	20.50	
16QAM		1	0	19.97	19.84	19.98	20.50	
		1	25	19.84	19.89	19.94	20.50	
		1	49	19.96	19.92	19.93	20.50	
		25	0	19.85	19.84	19.94	20.50	
		25	13	19.72	19.72	19.90	20.50	
		25	25	19.88	19.79	19.86	20.50	



Bandwidth	Modulation	RB size	RB offset	Channel/Frequency (MHz)			Tune-up Limit
				26775/822.5	26865/831.5	26965/841.5	
	64QAM	50	0	19.74	19.70	19.75	20.50
		1	0	19.88	19.78	19.80	20.50
		1	25	19.81	19.80	19.78	20.50
		1	49	19.76	19.80	19.94	20.50
		25	0	19.81	19.82	19.95	20.50
		25	13	19.71	19.72	19.90	20.50
		25	25	19.74	19.85	19.84	20.50
		50	0	19.87	19.84	19.95	20.50
15MHz	QPSK	1	0	19.76	19.80	19.74	20.50
		1	38	19.91	19.75	19.96	20.50
		1	74	19.56	19.68	19.72	20.50
		36	0	19.83	19.80	19.71	20.50
		36	18	19.74	19.69	19.91	20.50
		36	39	19.96	19.87	19.89	20.50
		75	0	19.77	19.71	19.72	20.50
	16QAM	1	0	20.01	19.85	20.00	20.50
		1	38	19.82	19.86	19.86	20.50
		1	74	19.95	19.82	19.96	20.50
		36	0	19.85	19.79	19.96	20.50
		36	18	19.69	19.78	19.82	20.50
		36	39	19.84	19.73	19.80	20.50
		75	0	19.77	19.75	19.75	20.50
	64QAM	1	0	19.91	19.69	19.78	20.50
		1	38	19.77	19.72	19.72	20.50
		1	74	19.80	19.85	20.02	20.50
		36	0	19.77	19.76	19.84	20.50
		36	18	19.93	19.98	19.87	20.50
		36	39	19.71	19.75	19.80	20.50
		75	0	19.87	19.85	19.98	20.50

LTE TDD Band 38 (REC On+Left Head)				Conducted Power(dBm)			Tune-up Limit
Bandwidth	Modulation	RB size	RB offset	Channel/Frequency (MHz)			
				37775/2572.5	38000/2595	38225/2617.5	
5MHz	QPSK	1	0	21.25	21.29	21.36	22.00
		1	13	21.34	21.34	21.29	22.00
		1	24	21.32	21.34	21.51	22.00
		12	0	21.23	21.35	21.26	22.00
		12	6	21.24	21.21	21.26	22.00
		12	13	21.26	21.36	21.38	22.00
		25	0	21.18	21.28	21.40	22.00



	16QAM	1	0	21.20	21.54	21.39	22.00
		1	13	21.16	21.33	21.19	22.00
		1	24	21.20	21.36	21.49	22.00
		12	0	21.21	21.15	21.22	22.00
		12	6	21.13	21.31	21.21	22.00
		12	13	21.28	21.19	21.31	22.00
		25	0	21.20	21.29	21.32	22.00
	64QAM	1	0	21.33	21.20	21.42	22.00
		1	13	21.10	21.08	21.18	22.00
		1	24	21.27	21.26	21.50	22.00
		12	0	20.89	20.94	20.98	21.00
		12	6	21.03	21.05	21.11	21.00
		12	13	21.02	21.05	21.04	21.00
		25	0	20.99	21.06	21.06	21.00
Bandwidth	Modulation	RB size	RB offset	Channel/Frequency (MHz)			Tune-up Limit
				37800/2575	38000/2595	38200/2615	
10MHz	QPSK	1	0	21.25	21.36	21.32	22.00
		1	25	21.37	21.37	21.40	22.00
		1	49	21.33	21.42	21.48	22.00
		25	0	21.27	21.38	21.34	22.00
		25	13	21.29	21.30	21.27	22.00
		25	25	21.31	21.40	21.47	22.00
		50	0	21.25	21.29	21.43	22.00
	16QAM	1	0	21.29	21.57	21.44	22.00
		1	25	21.11	21.42	21.29	22.00
		1	49	21.24	21.37	21.46	22.00
		25	0	21.23	21.25	21.28	22.00
		25	13	21.22	21.32	21.26	22.00
		25	25	21.23	21.27	21.38	22.00
		50	0	21.24	21.29	21.31	22.00
	64QAM	1	0	21.34	21.29	21.47	22.00
		1	25	21.12	21.14	21.16	22.00
		1	49	21.31	21.28	21.51	22.00
		25	0	20.92	20.99	21.01	21.00
		25	13	21.08	21.11	21.13	21.00
		25	25	21.01	21.13	20.97	21.00
		50	0	21.03	21.14	21.15	21.00
Bandwidth	Modulation	RB size	RB offset	Channel/Frequency (MHz)			Tune-up Limit
				37825/2577.5	38000/2595	38175/2612.5	
15MHz	QPSK	1	0	21.29	21.32	21.33	22.00
		1	38	21.29	21.36	21.35	22.00
		1	74	21.34	21.37	21.44	22.00
		36	0	21.24	21.34	21.30	22.00



		36	18	21.24	21.25	21.24	22.00	
		36	39	21.28	21.37	21.43	22.00	
		75	0	21.22	21.25	21.42	22.00	
	16QAM		1	0	21.22	21.55	21.39	22.00
			1	38	21.10	21.39	21.26	22.00
			1	74	21.23	21.33	21.46	22.00
			36	0	21.19	21.23	21.22	22.00
			36	18	21.17	21.27	21.23	22.00
			36	39	21.22	21.23	21.34	22.00
			75	0	21.20	21.24	21.29	22.00
	64QAM		1	0	21.36	21.27	21.46	22.00
			1	38	21.08	21.11	21.14	22.00
			1	74	21.28	21.24	21.48	22.00
			36	0	20.90	20.97	20.98	21.00
			36	18	21.07	21.06	21.09	21.00
			36	39	20.98	21.09	21.02	21.00
75			0	21.01	21.09	21.08	21.00	
Bandwidth	Modulation	RB size	RB offset	Channel/Frequency (MHz)			Tune-up Limit	
				37850/2580	38000/2595	38150/2610		
20MHz	QPSK	1	0	21.21	21.25	21.30	22.00	
		1	50	21.32	21.27	21.31	22.00	
		1	99	21.29	21.39	21.44	22.00	
		50	0	21.18	21.29	21.23	22.00	
		50	25	21.28	21.21	21.24	22.00	
		50	50	21.25	21.32	21.41	22.00	
		100	0	21.19	21.20	21.31	22.00	
	16QAM		1	0	21.22	21.51	21.39	22.00
			1	50	21.06	21.32	21.19	22.00
			1	99	21.21	21.33	21.44	22.00
			50	0	21.16	21.18	21.23	22.00
			50	25	21.14	21.25	21.17	22.00
			50	50	21.19	21.21	21.34	22.00
			100	0	21.21	21.24	21.25	22.00
	64QAM		1	0	21.26	21.19	21.38	22.00
			1	50	21.08	21.09	21.14	22.00
			1	99	21.24	21.19	21.46	22.00
			50	0	20.90	20.97	20.96	21.00
			50	25	21.04	21.04	21.08	21.00
			50	50	20.96	21.03	21.06	21.00
			100	0	20.98	20.98	21.08	21.00

LTE TDD Band 38 (REC On+Right Head)	Conducted Power(dBm)
--	-----------------------------



Bandwidth	Modulation	RB size	RB offset	Channel/Frequency (MHz)			Tune-up Limit
				37775/2572.5	38000/2595	38225/2617.5	
5MHz	QPSK	1	0	14.88	15.21	15.71	16.00
		1	13	14.81	15.43	15.61	16.00
		1	24	15.48	15.33	15.39	16.00
		12	0	14.63	15.29	15.65	16.00
		12	6	14.72	15.49	15.49	16.00
		12	13	14.79	15.45	15.43	16.00
		25	0	14.77	15.64	15.58	16.00
	16QAM	1	0	14.64	15.11	15.77	16.00
		1	13	14.84	15.39	15.65	16.00
		1	24	15.25	15.44	15.48	16.00
		12	0	14.77	15.22	15.60	16.00
		12	6	14.68	15.46	15.37	16.00
		12	13	14.80	15.51	15.44	16.00
		25	0	14.70	15.45	15.33	16.00
	64QAM	1	0	14.64	15.10	15.45	16.00
		1	13	14.96	15.45	15.49	16.00
		1	24	15.33	15.28	15.24	16.00
		12	0	14.71	15.28	15.53	16.00
		12	6	14.63	15.37	15.23	16.00
		12	13	14.84	15.42	15.23	16.00
		25	0	14.71	15.39	15.39	16.00
Bandwidth	Modulation	RB size	RB offset	Channel/Frequency (MHz)			Tune-up Limit
				37800/2575	38000/2595	38200/2615	
10MHz	QPSK	1	0	14.83	15.19	15.70	16.00
		1	25	14.94	15.51	15.63	16.00
		1	49	15.45	15.36	15.39	16.00
		25	0	14.63	15.36	15.71	16.00
		25	13	14.83	15.51	15.46	16.00
		25	25	14.84	15.54	15.53	16.00
		50	0	14.88	15.66	15.53	16.00
	16QAM	1	0	14.61	15.14	15.88	16.00
		1	25	14.92	15.43	15.66	16.00
		1	49	15.21	15.46	15.50	16.00
		25	0	14.87	15.27	15.68	16.00
		25	13	14.72	15.50	15.42	16.00
		25	25	14.83	15.56	15.48	16.00
		50	0	14.80	15.50	15.40	16.00
	64QAM	1	0	14.51	15.13	15.50	16.00
		1	25	14.99	15.49	15.50	16.00
		1	49	15.39	15.30	15.32	16.00
		25	0	14.71	15.33	15.50	16.00



Bandwidth	Modulation	RB size	RB offset	Channel/Frequency (MHz)			Tune-up Limit
				37825/2577.5	38000/2595	38175/2612.5	
15MHz	QPSK	25	13	14.66	15.35	15.29	16.00
		25	25	14.84	15.50	15.20	16.00
		50	0	14.73	15.44	15.49	16.00
		1	0	14.89	15.13	15.71	16.00
		1	38	14.79	15.54	15.58	16.00
		1	74	15.47	15.25	15.38	16.00
		36	0	14.58	15.35	15.62	16.00
	16QAM	36	18	14.78	15.44	15.43	16.00
		36	39	14.77	15.50	15.45	16.00
		75	0	14.84	15.58	15.59	16.00
		1	0	14.56	15.17	15.76	16.00
		1	38	14.85	15.40	15.66	16.00
		1	74	15.25	15.42	15.48	16.00
		36	0	14.77	15.25	15.61	16.00
	64QAM	36	18	14.67	15.45	15.36	16.00
		36	39	14.81	15.52	15.45	16.00
		75	0	14.73	15.48	15.40	16.00
		1	0	14.56	15.09	15.42	16.00
		1	38	14.97	15.46	15.50	16.00
		1	74	15.33	15.26	15.24	16.00
		36	0	14.71	15.31	15.54	16.00
20MHz	QPSK	36	18	14.62	15.36	15.22	16.00
		36	39	14.85	15.43	15.24	16.00
		75	0	14.67	15.40	15.37	16.00
		1	0	14.81	15.14	15.66	16.00
		1	50	14.87	15.43	15.62	16.00
		1	99	15.41	15.31	15.35	16.00
		50	0	14.62	15.25	15.63	16.00
	16QAM	50	25	14.72	15.45	15.45	16.00
		50	50	14.75	15.41	15.40	16.00
		100	0	14.81	15.57	15.49	16.00
		1	0	14.61	15.08	15.75	16.00
		1	50	14.80	15.38	15.63	16.00
		1	99	15.21	15.39	15.43	16.00
		50	0	14.75	15.21	15.61	16.00
64QAM	50	25	14.66	15.43	15.32	16.00	
	50	50	14.77	15.47	15.42	16.00	
	100	0	14.69	15.41	15.28	16.00	



		1	50	14.95	15.44	15.46	16.00
		1	99	15.31	15.23	15.22	16.00
		50	0	14.67	15.27	15.51	16.00
		50	25	14.57	15.34	15.19	16.00
		50	50	14.83	15.38	15.15	16.00
		100	0	14.68	15.35	15.39	16.00

LTE TDD Band 38 (REC On+Left Head+Wi-Fi/BT)				Conducted Power(dBm)			
Bandwidth	Modulation	RB size	RB offset	Channel/Frequency (MHz)			Tune-up Limit
				37775/2572.5	38000/2595	38225/2617.5	
5MHz	QPSK	1	0	17.09	17.10	17.15	18.00
		1	13	17.04	17.01	17.10	18.00
		1	24	17.15	17.11	17.21	18.00
		12	0	17.03	17.06	17.03	18.00
		12	6	17.13	17.11	17.10	18.00
		12	13	17.13	17.20	17.22	18.00
		25	0	17.06	17.17	17.31	18.00
	16QAM	1	0	16.86	17.15	16.99	18.00
		1	13	16.56	16.76	16.69	18.00
		1	24	17.05	16.99	17.34	18.00
		12	0	17.01	17.02	17.06	18.00
		12	6	16.97	16.98	16.95	18.00
		12	13	17.11	17.13	17.23	18.00
		25	0	17.04	17.17	17.11	18.00
	64QAM	1	0	17.08	16.98	17.24	18.00
		1	13	16.78	16.81	16.90	18.00
		1	24	17.06	17.06	17.26	18.00
		12	0	16.98	17.03	17.05	18.00
		12	6	16.99	16.96	17.00	18.00
		12	13	17.01	17.02	17.16	18.00
		25	0	16.95	17.12	17.12	18.00
Bandwidth	Modulation	RB size	RB offset	Channel/Frequency (MHz)			Tune-up Limit
				37800/2575	38000/2595	38200/2615	
10MHz	QPSK	1	0	17.13	17.12	17.18	18.00
		1	25	17.06	17.14	17.06	18.00
		1	49	17.21	17.19	17.26	18.00
		25	0	16.94	17.16	17.14	18.00
		25	13	17.16	17.17	17.20	18.00
		25	25	17.08	17.19	17.24	18.00
		50	0	17.18	17.23	17.36	18.00
	16QAM	1	0	16.83	17.09	16.97	18.00
		1	25	16.58	16.78	16.69	18.00



		1	49	17.04	17.29	17.36	18.00
		25	0	17.06	17.02	17.03	18.00
		25	13	16.99	17.04	17.03	18.00
		25	25	17.15	17.19	17.31	18.00
		50	0	17.10	17.13	17.14	18.00
	64QAM	1	0	17.07	17.05	17.27	18.00
		1	25	16.81	16.85	16.93	18.00
		1	49	17.09	17.08	17.29	18.00
		25	0	17.02	17.04	17.10	18.00
		25	13	17.01	16.81	17.10	18.00
		25	25	16.99	17.14	17.21	18.00
		50	0	17.08	17.06	17.11	18.00
	Bandwidth	Modulation	RB size	RB offset	Channel/Frequency (MHz)		
37825/2577.5					38000/2595	38175/2612.5	
15MHz	QPSK	1	0	17.04	17.09	17.12	18.00
		1	38	17.02	17.14	17.10	18.00
		1	74	17.17	17.17	17.18	18.00
		36	0	16.97	17.13	17.06	18.00
		36	18	17.11	17.06	17.16	18.00
		36	39	17.11	17.17	17.25	18.00
		75	0	17.13	17.13	17.33	18.00
	16QAM	1	0	16.82	17.08	16.93	18.00
		1	38	16.56	16.77	16.63	18.00
		1	74	17.03	17.25	17.34	18.00
		36	0	17.09	17.04	16.98	18.00
		36	18	16.90	17.06	16.97	18.00
		36	39	17.10	17.09	17.29	18.00
		75	0	17.08	17.13	17.13	18.00
	64QAM	1	0	17.03	16.98	17.22	18.00
		1	38	16.83	16.83	16.80	18.00
		1	74	17.12	17.10	17.30	18.00
		36	0	16.94	16.98	16.98	18.00
		36	18	16.98	17.03	17.07	18.00
		36	39	17.02	17.05	17.13	18.00
		75	0	16.99	17.04	17.07	18.00
Bandwidth	Modulation	RB size	RB offset	Channel/Frequency (MHz)			Tune-up Limit
				37850/2580	38000/2595	38150/2610	
20MHz	QPSK	1	0	17.03	17.08	17.15	18.00
		1	50	17.09	17.08	17.04	18.00
		1	99	17.09	17.10	17.27	18.00
		50	0	16.98	17.02	16.96	18.00
		50	25	17.15	17.04	17.07	18.00
		50	50	17.04	17.10	17.18	18.00



	16QAM	100	0	17.13	17.15	17.25	18.00
		1	0	16.74	17.06	16.93	18.00
		1	50	16.46	16.82	16.63	18.00
		1	99	17.10	17.19	17.24	18.00
		50	0	16.99	17.01	17.00	18.00
		50	25	16.85	16.97	16.99	18.00
		50	50	17.13	17.07	17.20	18.00
		100	0	16.98	17.07	17.12	18.00
	64QAM	1	0	17.09	17.00	17.09	18.00
		1	50	16.79	16.82	16.81	18.00
		1	99	17.06	16.97	17.26	18.00
		50	0	16.91	17.04	17.02	18.00
		50	25	16.74	16.92	16.99	18.00
		50	50	17.00	17.04	17.08	18.00
100		0	16.93	17.04	17.06	18.00	

LTE TDD Band 38 (REC On+Right Head+Wi-Fi/BT)				Conducted Power(dBm)			
Bandwidth	Modulation	RB size	RB offset	Channel/Frequency (MHz)			Tune-up Limit
				37775/2572.5	38000/2595	38225/2617.5	
5MHz	QPSK	1	0	11.19	11.27	11.20	12.00
		1	13	11.55	11.55	11.64	12.00
		1	24	11.37	11.41	11.42	12.00
		12	0	11.39	11.49	11.52	12.00
		12	6	11.66	11.59	11.58	12.00
		12	13	11.52	11.56	11.70	12.00
		25	0	11.47	11.59	11.65	12.00
	16QAM	1	0	11.24	11.44	11.39	12.00
		1	13	11.27	11.60	11.46	12.00
		1	24	11.41	11.55	11.62	12.00
		12	0	11.49	11.45	11.46	12.00
		12	6	11.40	11.44	11.44	12.00
		12	13	11.48	11.55	11.67	12.00
		25	0	11.39	11.46	11.43	12.00
	64QAM	1	0	11.49	11.38	11.58	12.00
		1	13	11.62	11.62	11.66	12.00
		1	24	11.57	11.54	11.78	12.00
		12	0	11.42	11.47	11.43	12.00
		12	6	11.52	11.48	11.52	12.00
		12	13	11.44	11.55	11.57	12.00
		25	0	11.36	11.41	11.49	12.00
Bandwidth	Modulation	RB size	RB offset	Channel/Frequency (MHz)			Tune-up Limit
				37800/2575	38000/2595	38200/2615	



10MHz	QPSK	1	0	11.23	11.26	11.25	12.00
		1	25	11.61	11.60	11.67	12.00
		1	49	11.38	11.44	11.49	12.00
		25	0	11.49	11.55	11.56	12.00
		25	13	11.61	11.66	11.67	12.00
		25	25	11.54	11.62	11.68	12.00
		50	0	11.53	11.62	11.71	12.00
	16QAM	1	0	11.26	11.47	11.37	12.00
		1	25	11.31	11.64	11.44	12.00
		1	49	11.46	11.54	11.69	12.00
		25	0	11.48	11.49	11.48	12.00
		25	13	11.38	11.48	11.45	12.00
		25	25	11.56	11.59	11.68	12.00
		50	0	11.40	11.49	11.48	12.00
	64QAM	1	0	11.53	11.42	11.58	12.00
		1	25	11.68	11.65	11.70	12.00
		1	49	11.61	11.62	11.81	12.00
		25	0	11.42	11.48	11.51	12.00
		25	13	11.51	11.55	11.54	12.00
		25	25	11.50	11.56	11.64	12.00
		50	0	11.41	11.47	11.48	12.00
Bandwidth	Modulation	RB size	RB offset	Channel/Frequency (MHz)			Tune-up Limit
				37825/2577.5	38000/2595	38175/2612.5	
15MHz	QPSK	1	0	11.20	11.19	11.22	12.00
		1	38	11.63	11.62	11.60	12.00
		1	74	11.34	11.38	11.42	12.00
		36	0	11.43	11.53	11.54	12.00
		36	18	11.64	11.58	11.57	12.00
		36	39	11.54	11.64	11.69	12.00
		75	0	11.53	11.58	11.61	12.00
	16QAM	1	0	11.14	11.45	11.41	12.00
		1	38	11.35	11.61	11.39	12.00
		1	74	11.38	11.50	11.68	12.00
		36	0	11.51	11.47	11.46	12.00
		36	18	11.35	11.43	11.44	12.00
		36	39	11.55	11.55	11.64	12.00
		75	0	11.43	11.44	11.49	12.00
	64QAM	1	0	11.40	11.40	11.60	12.00
		1	38	11.64	11.62	11.66	12.00
		1	74	11.61	11.58	11.83	12.00
		36	0	11.37	11.46	11.41	12.00
		36	18	11.51	11.44	11.53	12.00
		36	39	11.44	11.55	11.59	12.00



Bandwidth	Modulation	75	0	11.38	11.42	11.47	12.00
		RB size	RB offset	Channel/Frequency (MHz)			Tune-up Limit
				37850/2580	38000/2595	38150/2610	
20MHz	QPSK	1	0	11.14	11.14	11.22	12.00
		1	50	11.61	11.57	11.58	12.00
		1	99	11.31	11.35	11.44	12.00
		50	0	11.37	11.47	11.46	12.00
		50	25	11.64	11.51	11.57	12.00
		50	50	11.45	11.52	11.63	12.00
		100	0	11.52	11.53	11.57	12.00
	16QAM	1	0	11.14	11.41	11.34	12.00
		1	50	11.31	11.54	11.37	12.00
		1	99	11.36	11.51	11.63	12.00
		50	0	11.48	11.39	11.45	12.00
		50	25	11.31	11.44	11.37	12.00
		50	50	11.53	11.48	11.62	12.00
		100	0	11.37	11.47	11.43	12.00
	64QAM	1	0	11.38	11.29	11.49	12.00
		1	50	11.62	11.59	11.68	12.00
		1	99	11.54	11.49	11.78	12.00
		50	0	11.38	11.46	11.42	12.00
		50	25	11.43	11.43	11.49	12.00
		50	50	11.47	11.48	11.54	12.00
		100	0	11.32	11.34	11.44	12.00

LTE TDD Band 38 (REC Off)				Conducted Power(dBm)			Tune-up Limit
Bandwidth	Modulation	RB size	RB offset	Channel/Frequency (MHz)			
				37775/2572.5	38000/2595	38225/2617.5	
5MHz	QPSK	1	0	23.05	23.13	23.16	24.00
		1	13	23.07	23.22	23.31	24.00
		1	24	23.32	23.30	23.19	24.00
		12	0	22.21	22.30	22.20	23.00
		12	6	22.13	22.29	22.29	23.00
		12	13	22.24	22.34	22.34	23.00
		25	0	22.05	22.53	22.41	23.00
	16QAM	1	0	22.40	22.30	22.31	23.00
		1	13	22.27	22.27	22.42	23.00
		1	24	22.15	22.15	22.26	23.00
		12	0	21.12	21.13	21.16	22.00
		12	6	21.14	21.14	21.19	22.00
		12	13	21.04	21.28	21.25	22.00
		25	0	21.07	21.29	21.21	22.00



Bandwidth	Modulation	RB size	RB offset	Channel/Frequency (MHz)			Tune-up Limit	
				37800/2575	38000/2595	38200/2615		
	64QAM	1	0	21.78	21.69	21.76	22.00	
		1	13	21.59	21.74	21.76	22.00	
		1	24	21.82	21.67	21.64	22.00	
		12	0	20.61	20.62	20.72	21.00	
		12	6	20.60	20.64	20.65	21.00	
		12	13	20.62	20.71	20.71	21.00	
		25	0	20.58	20.66	20.74	21.00	
10MHz	QPSK	1	0	23.01	23.09	23.12	24.00	
		1	25	23.08	23.26	23.27	24.00	
		1	49	23.27	23.33	23.19	24.00	
		25	0	22.14	22.29	22.20	23.00	
		25	13	22.13	22.24	22.28	23.00	
		25	25	22.17	22.27	22.34	23.00	
		50	0	22.10	22.48	22.33	23.00	
	16QAM	1	0	22.32	22.22	22.27	23.00	
		1	25	22.21	22.28	22.34	23.00	
		1	49	22.15	22.33	22.22	23.00	
		25	0	21.12	21.09	21.11	22.00	
		25	13	21.06	21.17	21.19	22.00	
		25	25	21.04	21.23	21.23	22.00	
		50	0	21.07	21.22	21.21	22.00	
	64QAM	1	0	21.77	21.68	21.68	22.00	
		1	25	21.58	21.71	21.69	22.00	
		1	49	21.84	21.64	21.68	22.00	
		25	0	20.56	20.59	20.66	21.00	
		25	13	20.58	20.65	20.66	21.00	
		25	25	20.58	20.71	20.66	21.00	
		50	0	20.62	20.57	20.70	21.00	
	Bandwidth	Modulation	RB size	RB offset	Channel/Frequency (MHz)			Tune-up Limit
					37825/2577.5	38000/2595	38175/2612.5	
	15MHz	QPSK	1	0	23.02	23.08	23.16	24.00
			1	38	23.14	23.23	23.20	24.00
			1	74	23.18	23.22	23.27	24.00
			36	0	22.16	22.19	22.11	23.00
			36	18	22.16	22.21	22.18	23.00
36			39	22.10	22.22	22.27	23.00	
75			0	22.11	22.51	22.24	23.00	
16QAM		1	0	22.21	22.22	22.30	23.00	
		1	38	22.13	22.32	22.36	23.00	
		1	74	22.21	22.26	22.11	23.00	
		36	0	21.02	21.08	21.13	22.00	



Bandwidth	Modulation	RB size	RB offset	Channel/Frequency (MHz)			Tune-up Limit
				37850/2580	38000/2595	38150/2610	
	64QAM	36	18	21.01	21.05	21.20	22.00
		36	39	21.08	21.22	21.15	22.00
		75	0	20.96	21.15	21.19	22.00
		1	0	21.80	21.72	21.58	22.00
		1	38	21.56	21.69	21.72	22.00
		1	74	21.77	21.50	21.63	22.00
		36	0	20.53	20.67	20.70	21.00
		36	18	20.34	20.51	20.57	21.00
		36	39	20.57	20.71	20.62	21.00
		75	0	20.55	20.56	20.68	21.00
20MHz	QPSK	1	0	23.05	23.00	23.11	24.00
		1	50	23.07	23.20	23.15	24.00
		1	99	23.23	23.24	23.16	24.00
		50	0	22.04	22.19	22.18	23.00
		50	25	22.10	22.21	22.21	23.00
		50	50	22.05	22.18	22.21	23.00
		100	0	22.08	22.45	22.22	23.00
	16QAM	1	0	22.21	22.15	22.22	23.00
		1	50	22.15	22.21	22.32	23.00
		1	99	22.08	22.26	22.16	23.00
		50	0	21.00	20.99	21.07	22.00
		50	25	21.06	21.03	21.14	22.00
		50	50	21.02	21.20	21.15	22.00
		100	0	21.01	21.08	21.11	22.00
	64QAM	1	0	21.69	21.67	21.64	22.00
		1	50	21.48	21.65	21.74	22.00
		1	99	21.73	21.51	21.59	22.00
		50	0	20.55	20.57	20.69	21.00
		50	25	20.52	20.31	20.58	21.00
		50	50	20.48	20.67	20.64	21.00
		100	0	20.63	20.45	20.63	21.00

LTE TDD Band 38 (REC Off+Wi-Fi/BT)				Conducted Power(dBm)			Tune-up Limit
Bandwidth	Modulation	RB size	RB offset	Channel/Frequency (MHz)			
				37775/2572.5	38000/2595	38225/2617.5	
5MHz	QPSK	1	0	19.08	19.17	19.18	20.00
		1	13	19.08	19.22	19.30	20.00
		1	24	19.23	19.28	19.26	20.00
		12	0	19.07	19.25	19.28	20.00
		12	6	19.11	19.20	19.21	20.00



		12	13	19.23	19.22	19.22	20.00
		25	0	19.07	19.21	19.33	20.00
	16QAM	1	0	19.34	19.17	19.29	20.00
		1	13	19.13	19.07	19.12	20.00
		1	24	19.09	19.39	19.23	20.00
		12	0	19.16	19.13	19.03	20.00
		12	6	19.08	19.20	19.24	20.00
		12	13	19.03	19.16	19.24	20.00
		25	0	19.08	19.16	19.12	20.00
	64QAM	1	0	19.02	19.07	19.30	20.00
		1	13	18.94	18.95	18.92	20.00
		1	24	19.15	19.09	19.17	20.00
		12	0	19.08	18.93	19.10	20.00
		12	6	19.07	19.12	19.14	20.00
12		13	19.15	19.19	19.17	20.00	
25		0	19.01	19.15	19.12	20.00	
Bandwidth	Modulation	RB size	RB offset	Channel/Frequency (MHz)			Tune-up Limit
				37800/2575	38000/2595	38200/2615	
10MHz	QPSK	1	0	19.12	19.21	19.27	20.00
		1	25	19.19	19.25	19.30	20.00
		1	49	19.19	19.26	19.41	20.00
		25	0	19.14	19.24	19.26	20.00
		25	13	19.20	19.27	19.19	20.00
		25	25	19.21	19.24	19.24	20.00
		50	0	19.18	19.30	19.33	20.00
	16QAM	1	0	19.30	19.22	19.36	20.00
		1	25	19.10	19.18	19.19	20.00
		1	49	19.21	19.38	19.18	20.00
		25	0	19.12	19.19	19.12	20.00
		25	13	19.08	19.17	19.32	20.00
		25	25	19.12	19.24	19.23	20.00
		50	0	19.03	19.19	19.18	20.00
	64QAM	1	0	19.12	19.16	19.24	20.00
		1	25	18.97	19.00	19.00	20.00
		1	49	19.14	19.01	19.18	20.00
		25	0	19.11	19.08	19.21	20.00
		25	13	18.88	19.07	19.12	20.00
		25	25	19.19	19.28	19.20	20.00
		50	0	19.00	19.24	19.18	20.00
Bandwidth	Modulation	RB size	RB offset	Channel/Frequency (MHz)			Tune-up Limit
				37825/2577.5	38000/2595	38175/2612.5	
15MHz	QPSK	1	0	19.11	19.18	19.19	20.00
		1	38	19.14	19.25	19.26	20.00



		1	74	19.15	19.30	19.35	20.00	
		36	0	19.05	19.26	19.33	20.00	
		36	18	19.17	19.23	19.19	20.00	
		36	39	19.17	19.21	19.27	20.00	
		75	0	19.16	19.25	19.23	20.00	
	16QAM	1	0	19.26	19.16	19.37	20.00	
		1	38	19.09	19.12	19.10	20.00	
		1	74	19.15	19.55	19.19	20.00	
		36	0	19.14	19.11	19.07	20.00	
		36	18	19.05	19.22	19.28	20.00	
		36	39	19.10	19.20	19.22	20.00	
		75	0	19.08	19.14	19.16	20.00	
	64QAM	1	0	19.09	19.13	19.26	20.00	
		1	38	18.89	18.91	18.94	20.00	
		1	74	19.11	18.99	19.14	20.00	
		36	0	19.04	19.01	19.13	20.00	
		36	18	19.01	19.04	19.06	20.00	
		36	39	19.12	19.16	19.18	20.00	
		75	0	18.99	19.13	19.15	20.00	
	Bandwidth	Modulation	RB size	RB offset	Channel/Frequency (MHz)			Tune-up Limit
					37850/2580	38000/2595	38150/2610	
20MHz	QPSK	1	0	19.12	19.08	19.20	20.00	
		1	50	19.11	19.13	19.30	20.00	
		1	99	19.17	19.19	19.24	20.00	
		50	0	19.12	19.15	19.23	20.00	
		50	25	19.11	19.21	19.12	20.00	
		50	50	19.20	19.22	19.17	20.00	
		100	0	19.09	19.16	19.25	20.00	
	16QAM	1	0	19.30	19.22	19.30	20.00	
		1	50	19.11	19.06	19.16	20.00	
		1	99	19.09	19.06	19.21	20.00	
		50	0	19.05	19.13	19.10	20.00	
		50	25	19.10	19.08	19.17	20.00	
		50	50	19.03	19.17	19.16	20.00	
		100	0	19.02	19.16	19.07	20.00	
	64QAM	1	0	18.99	19.05	19.27	20.00	
		1	50	18.93	18.93	19.02	20.00	
		1	99	19.13	19.04	19.22	20.00	
		50	0	19.13	18.99	19.14	20.00	
		50	25	19.12	19.08	19.11	20.00	
		50	50	19.13	19.23	19.18	20.00	
		100	0	19.05	19.19	19.14	20.00	



LTE TDD Band 41 (REC On+Left Head)				Conducted Power(dBm)				
Bandwidth	Modulation	RB size	RB offset	Channel/Frequency (MHz)				Tune-up Limit
				40165/2547.5	40515/2582.5	40865/2617.5	41215/2652.5	
5MHz	QPSK	1	0	22.11	22.25	22.26	22.35	23.00
		1	13	22.10	22.15	22.17	22.40	23.00
		1	24	22.20	22.41	22.43	22.57	23.00
		12	0	22.09	22.31	22.27	22.45	23.00
		12	6	22.06	22.32	22.31	22.33	23.00
		12	13	22.35	22.43	22.46	22.50	23.00
		25	0	22.02	22.23	22.21	22.42	23.00
	16QAM	1	0	22.19	22.12	22.13	22.20	23.00
		1	13	21.80	21.82	21.82	22.02	23.00
		1	24	22.02	22.45	22.43	22.31	23.00
		12	0	21.77	21.88	21.91	21.99	22.50
		12	6	21.87	21.98	21.98	21.92	22.50
		12	13	21.67	22.09	22.06	21.99	22.50
		25	0	21.77	21.77	21.78	21.91	22.50
	64QAM	1	0	21.76	21.91	21.93	22.22	22.50
		1	13	21.78	21.77	21.74	21.78	22.50
		1	24	21.92	21.90	21.89	22.00	22.50
		12	0	20.99	20.88	20.92	21.12	21.50
		12	6	21.14	20.91	20.90	21.08	21.50
		12	13	21.21	20.96	20.95	21.17	21.50
		25	0	21.23	20.94	20.97	21.13	21.50
Bandwidth	Modulation	RB size	RB offset	Channel/Frequency (MHz)				Tune-up Limit
				40190/2550	40523/2583.3	40856/2616.6	41190/2650	
10MHz	QPSK	1	0	22.14	22.27	22.28	22.39	23.00
		1	25	22.14	22.21	22.23	22.45	23.00
		1	49	22.23	22.46	22.48	22.61	23.00
		25	0	22.13	22.37	22.33	22.50	23.00
		25	13	22.10	22.38	22.37	22.38	23.00
		25	25	22.38	22.48	22.51	22.56	23.00
		50	0	22.11	22.26	22.24	22.47	23.00
	16QAM	1	0	22.22	22.16	22.17	22.23	23.00
		1	25	21.84	21.87	21.87	22.06	23.00
		1	49	22.06	22.48	22.46	22.35	23.00
		25	0	21.81	21.94	21.97	22.04	22.50
		25	13	21.90	22.03	22.03	21.96	22.50
		25	25	21.71	22.15	22.12	22.04	22.50
		50	0	21.81	21.83	21.84	21.96	22.50



Bandwidth	Modulation	RB size	RB offset	Channel/Frequency (MHz)				Tune-up Limit	
				40215/ 2552.5	40531/ 2584.1	40848/ 2615.8	41165/ 2647.5		
	64QAM	1	0	21.79	21.95	21.97	22.25	22.50	
		1	25	21.82	21.82	21.79	21.82	22.50	
		1	49	21.96	21.93	21.92	22.04	22.50	
		25	0	21.03	20.94	20.98	21.17	21.50	
		25	13	21.17	20.96	20.95	21.12	21.50	
		25	25	21.25	21.02	21.01	21.22	21.50	
		50	0	21.27	21.00	21.03	21.18	21.50	
15MHz	QPSK	1	0	22.14	22.24	22.25	22.38	23.00	
		1	38	22.13	22.21	22.23	22.43	23.00	
		1	74	22.21	22.42	22.44	22.58	23.00	
		36	0	22.12	22.34	22.30	22.48	23.00	
		36	18	22.08	22.34	22.33	22.35	23.00	
		36	39	22.36	22.46	22.49	22.53	23.00	
		75	0	22.10	22.23	22.21	22.43	23.00	
	16QAM	1	0	22.18	22.15	22.16	22.22	23.00	
		1	38	21.83	21.85	21.85	22.05	23.00	
		1	74	22.04	22.45	22.43	22.33	23.00	
		36	0	21.79	21.93	21.96	22.02	22.50	
		36	18	21.88	21.99	21.99	21.93	22.50	
		36	39	21.70	22.12	22.09	22.02	22.50	
		75	0	21.79	21.79	21.80	21.93	22.50	
	64QAM	1	0	21.75	21.94	21.96	22.24	22.50	
		1	38	21.81	21.80	21.77	21.81	22.50	
		1	74	21.94	21.90	21.89	22.02	22.50	
		36	0	21.01	20.93	20.97	21.15	21.50	
		36	18	21.15	20.92	20.91	21.09	21.50	
		36	39	21.24	20.99	20.98	21.20	21.50	
		75	0	21.25	20.96	20.99	21.15	21.50	
	Bandwidth	Modulation	RB size	RB offset	Channel/Frequency (MHz)				Tune-up Limit
					40240/ 2555	40540/ 2585	40840/ 2615	41140/ 2645	
	20MHz	QPSK	1	0	22.09	22.18	22.19	22.33	23.00
			1	50	22.10	22.15	22.17	22.39	23.00
			1	99	22.17	22.39	22.41	22.53	23.00
			50	0	22.07	22.27	22.23	22.42	23.00
			50	25	22.04	22.28	22.27	22.30	23.00
50			50	22.31	22.39	22.42	22.47	23.00	
100			0	22.05	22.16	22.14	22.37	23.00	
16QAM		1	0	22.14	22.09	22.10	22.15	23.00	



		1	50	21.77	21.81	21.81	21.99	23.00
		1	99	22.00	22.40	22.38	22.29	23.00
		50	0	21.74	21.87	21.90	21.97	22.50
		50	25	21.83	21.95	21.95	21.88	22.50
		50	50	21.65	22.05	22.02	21.96	22.50
		100	0	21.75	21.73	21.74	21.88	22.50
	64QAM	1	0	21.71	21.88	21.90	22.17	22.50
		1	50	21.75	21.76	21.73	21.75	22.50
		1	99	21.90	21.85	21.84	21.98	22.50
		50	0	20.96	20.87	20.91	21.10	21.50
		50	25	21.10	20.88	20.87	21.04	21.50
		50	50	21.19	20.92	20.91	21.14	21.50
		100	0	21.21	20.90	20.93	21.10	21.50

LTE TDD Band 41 (REC On+Right Head)				Conducted Power(dBm)				
Bandwidth	Modulation	RB size	RB offset	Channel/Frequency (MHz)				Tune-up Limit
				40165/ 2547.5	40515/ 2582.5	40865/ 2617.5	41215/ 2652.5	
5MHz	QPSK	1	0	16.03	16.03	16.04	16.30	17.00
		1	13	15.94	16.12	16.14	15.56	17.00
		1	24	16.17	16.19	16.21	16.43	17.00
		12	0	15.84	16.19	16.15	16.41	17.00
		12	6	15.93	15.92	15.91	16.29	17.00
		12	13	15.90	15.92	15.95	16.15	17.00
		25	0	16.01	15.99	15.97	16.46	17.00
	16QAM	1	0	16.20	16.00	16.01	16.13	17.00
		1	13	15.12	16.15	16.15	16.23	17.00
		1	24	16.04	16.37	16.35	16.24	17.00
		12	0	15.79	15.97	16.00	16.26	17.00
		12	6	16.04	15.94	15.94	16.20	17.00
		12	13	16.00	15.99	15.96	16.35	17.00
		25	0	15.96	15.88	15.89	16.25	17.00
	64QAM	1	0	14.87	15.92	15.94	16.22	17.00
		1	13	15.18	15.85	15.82	15.23	17.00
		1	24	15.98	15.78	15.77	16.18	17.00
		12	0	15.84	15.98	16.02	16.32	17.00
		12	6	15.97	15.64	15.63	16.27	17.00
		12	13	16.00	16.26	16.25	16.39	17.00
		25	0	15.98	15.87	15.90	16.26	17.00
Bandwidth	Modulation	RB size	RB offset	Channel/Frequency (MHz)				Tune-up Limit
				40190/	40523/	40856/	41190/	



				2550	2583.3	2616.6	2650	
10MHz	QPSK	1	0	16.03	16.03	16.04	16.33	17.00
		1	25	15.98	16.09	16.11	15.68	17.00
		1	49	16.15	16.19	16.21	16.44	17.00
		25	0	15.99	16.19	16.15	16.38	17.00
		25	13	15.96	15.96	15.95	16.27	17.00
		25	25	15.99	16.01	16.04	16.23	17.00
		50	0	16.05	15.97	15.95	16.49	17.00
	16QAM	1	0	16.27	16.12	16.13	16.19	17.00
		1	25	15.16	16.21	16.21	16.29	17.00
		1	49	16.11	16.11	16.09	16.28	17.00
		25	0	15.80	16.07	16.10	16.37	17.00
		25	13	16.06	15.96	15.96	16.18	17.00
		25	25	16.02	16.03	16.00	16.35	17.00
		50	0	15.96	16.02	16.03	16.30	17.00
	64QAM	1	0	14.92	15.91	15.93	16.23	17.00
		1	25	15.21	15.89	15.86	15.26	17.00
		1	49	16.01	15.80	15.79	16.21	17.00
		25	0	15.86	16.07	16.11	16.35	17.00
		25	13	15.99	15.87	15.86	16.23	17.00
		25	25	16.08	16.24	16.23	16.42	17.00
		50	0	15.91	16.03	16.06	16.35	17.00
Bandwidth	Modulation	RB size	RB offset	Channel/Frequency (MHz)				Tune-up Limit
				40215/ 2552.5	40531/ 2584.1	40848/ 2615.8	41165/ 2647.5	
15MHz	QPSK	1	0	15.99	16.00	16.01	16.27	17.00
		1	38	15.95	16.09	16.11	15.54	17.00
		1	74	16.09	16.15	16.17	16.38	17.00
		36	0	15.88	16.16	16.12	16.32	17.00
		36	18	15.93	15.86	15.85	16.20	17.00
		36	39	15.95	15.94	15.97	16.20	17.00
		75	0	15.98	15.92	15.90	16.37	17.00
	16QAM	1	0	16.11	16.02	16.03	16.14	17.00
		1	38	15.02	16.19	16.19	16.16	17.00
		1	74	16.08	16.24	16.22	16.21	17.00
		36	0	15.76	15.97	16.00	16.30	17.00
		36	18	15.98	15.95	15.95	16.14	17.00
		36	39	15.99	15.94	15.91	16.28	17.00
		75	0	15.93	15.88	15.89	16.27	17.00
	64QAM	1	0	14.85	15.86	15.88	16.14	17.00
		1	38	15.17	15.82	15.79	15.14	17.00
		1	74	16.00	15.74	15.73	16.19	17.00
		36	0	15.75	16.02	16.06	16.26	17.00



Bandwidth	Modulation	RB size	RB offset	Channel/Frequency (MHz)				Tune-up Limit
				40240/ 2555	40540/ 2585	40840/ 2615	41140/ 2645	
						36	18	
		36	39	16.02	16.18	16.17	16.35	17.00
		75	0	15.90	15.88	15.91	16.29	17.00
20MHz	QPSK	1	0	15.96	15.96	15.97	16.24	17.00
		1	50	15.94	16.05	16.07	15.52	17.00
		1	99	16.07	16.14	16.16	16.35	17.00
		50	0	15.85	16.11	16.07	16.28	17.00
		50	25	15.91	15.82	15.81	16.17	17.00
		50	50	15.92	15.89	15.92	16.16	17.00
		100	0	15.95	15.87	15.85	16.33	17.00
	16QAM	1	0	16.09	15.98	15.99	16.09	17.00
		1	50	14.98	16.17	16.17	16.12	17.00
		1	99	16.06	16.21	16.19	16.19	17.00
		50	0	15.73	15.93	15.96	16.27	17.00
		50	25	15.95	15.93	15.93	16.11	17.00
		50	50	15.96	15.89	15.86	16.24	17.00
		100	0	15.91	15.84	15.85	16.24	17.00
	64QAM	1	0	14.83	15.82	15.84	16.09	17.00
		1	50	15.13	15.80	15.77	15.10	17.00
		1	99	15.98	15.71	15.70	16.17	17.00
		50	0	15.72	15.98	16.02	16.23	17.00
		50	25	15.88	15.81	15.80	16.17	17.00
		50	50	15.99	16.13	16.12	16.31	17.00
		100	0	15.88	15.84	15.87	16.26	17.00

LTE TDD Band 41 (REC On+Left Head+Wi-Fi/BT)				Conducted Power(dBm)				Tune-up Limit
Bandwidth	Modulation	RB size	RB offset	Channel/Frequency (MHz)				
				40165/ 2547.5	40515/ 2582.5	40865/ 2617.5	41215/ 2652.5	
5MHz	QPSK	1	0	19.23	19.28	19.29	19.42	20.00
		1	13	19.07	19.23	19.25	19.36	20.00
		1	24	19.15	19.23	19.25	19.40	20.00
		12	0	18.90	19.19	19.15	19.39	20.00
		12	6	18.91	19.21	19.20	19.24	20.00
		12	13	18.81	19.11	19.14	19.14	20.00
		25	0	19.00	19.21	19.19	19.42	20.00
	16QAM	1	0	19.18	19.09	19.10	19.16	20.00
		1	13	19.09	19.06	19.06	19.29	20.00



		1	24	18.82	19.36	19.34	19.20	20.00	
		12	0	18.95	19.00	19.03	19.07	20.00	
		12	6	19.02	19.06	19.06	19.07	20.00	
		12	13	18.79	19.19	19.16	19.10	20.00	
		25	0	19.06	19.02	19.03	19.18	20.00	
	64QAM	1	0	18.85	19.06	19.08	19.39	20.00	
		1	13	19.10	19.13	19.10	19.16	20.00	
		1	24	19.17	19.17	19.16	19.23	20.00	
		12	0	19.23	19.07	19.11	19.38	20.00	
		12	6	19.40	18.96	18.95	19.38	20.00	
		12	13	19.35	19.14	19.13	19.36	20.00	
		25	0	19.46	19.11	19.14	19.27	20.00	
		Bandwidth	Modulation	RB size	RB offset	Channel/Frequency (MHz)			
40190/2550	40523/2583.3					40856/2616.6	41190/2650		
10MHz	QPSK	1	0	19.23	19.28	19.29	19.45	20.00	
		1	25	19.11	19.20	19.22	19.48	20.00	
		1	49	19.13	19.23	19.25	19.41	20.00	
		25	0	19.05	19.19	19.15	19.36	20.00	
		25	13	18.94	19.25	19.24	19.22	20.00	
		25	25	18.90	19.20	19.23	19.22	20.00	
		50	0	19.04	19.19	19.17	19.45	20.00	
	16QAM	1	0	19.25	19.21	19.22	19.22	20.00	
		1	25	19.13	19.12	19.12	19.35	20.00	
		1	49	18.89	19.10	19.08	19.24	20.00	
		25	0	18.96	19.10	19.13	19.18	20.00	
		25	13	19.04	19.08	19.08	19.05	20.00	
		25	25	18.81	19.23	19.20	19.10	20.00	
		50	0	19.06	19.16	19.17	19.23	20.00	
	64QAM	1	0	18.90	19.05	19.07	19.40	20.00	
		1	25	19.13	19.17	19.14	19.19	20.00	
		1	49	19.20	19.19	19.18	19.26	20.00	
		25	0	19.25	19.16	19.20	19.41	20.00	
		25	13	19.42	19.19	19.18	19.34	20.00	
		25	25	19.43	19.12	19.11	19.39	20.00	
		50	0	19.39	19.27	19.30	19.36	20.00	
	Bandwidth	Modulation	RB size	RB offset	Channel/Frequency (MHz)				Tune-up Limit
					40215/2552.5	40531/2584.1	40848/2615.8	41165/2647.5	
	15MHz	QPSK	1	0	19.18	19.30	19.31	19.39	20.00
1			38	19.11	19.27	19.29	19.39	20.00	
1			74	19.06	19.28	19.30	19.45	20.00	
36			0	18.93	19.21	19.17	19.39	20.00	



		36	18	18.95	19.18	19.17	19.22	20.00
		36	39	18.81	19.11	19.14	19.24	20.00
		75	0	19.06	19.19	19.17	19.34	20.00
	16QAM	1	0	19.14	19.09	19.10	19.22	20.00
		1	38	19.05	19.13	19.13	19.23	20.00
		1	74	18.90	19.52	19.50	19.17	20.00
		36	0	18.99	19.02	19.05	19.09	20.00
		36	18	18.93	19.15	19.15	19.09	20.00
		36	39	18.83	19.17	19.14	19.09	20.00
		75	0	19.07	19.05	19.06	19.25	20.00
	64QAM	1	0	18.93	19.07	19.09	19.32	20.00
		1	38	19.09	19.10	19.07	19.07	20.00
		1	74	19.19	19.13	19.12	19.24	20.00
		36	0	19.14	19.11	19.15	19.32	20.00
36		18	19.34	19.15	19.14	19.31	20.00	
36		39	19.37	19.06	19.05	19.32	20.00	
75		0	19.38	19.12	19.15	19.30	20.00	
Bandwidth	Modulation	RB size	RB offset	Channel/Frequency (MHz)				Tune-up Limit
				40240/ 2555	40540/ 2585	40840/ 2615	41140/ 2645	
20MHz	QPSK	1	0	19.19	19.20	19.21	19.40	20.00
		1	50	19.08	19.15	19.17	19.43	20.00
		1	99	19.08	19.17	19.19	19.34	20.00
		50	0	19.00	19.10	19.06	19.29	20.00
		50	25	18.89	19.16	19.15	19.15	20.00
		50	50	18.84	19.12	19.15	19.14	20.00
		100	0	18.99	19.10	19.08	19.36	20.00
	16QAM	1	0	19.18	19.15	19.16	19.15	20.00
		1	50	19.07	19.07	19.07	19.29	20.00
		1	99	18.84	19.03	19.01	19.19	20.00
		50	0	18.90	19.04	19.07	19.12	20.00
		50	25	18.98	19.01	19.01	18.98	20.00
		50	50	18.76	19.14	19.11	19.03	20.00
		100	0	19.01	19.07	19.08	19.16	20.00
	64QAM	1	0	18.83	18.99	19.01	19.33	20.00
		1	50	19.13	19.12	19.09	19.15	20.00
		1	99	19.21	19.18	19.17	19.32	20.00
		50	0	19.23	19.09	19.13	19.33	20.00
		50	25	19.45	19.19	19.18	19.36	20.00
		50	50	19.38	19.13	19.12	19.32	20.00
		100	0	19.44	19.18	19.21	19.29	20.00



LTE TDD Band 41 (REC On+Right Head+Wi-Fi/BT)				Conducted Power(dBm)				
Bandwidth	Modulation	RB size	RB offset	Channel/Frequency (MHz)				Tune-up Limit
				40165/ 2547.5	40515/ 2582.5	40865/ 2617.5	41215/ 2652.5	
5MHz	QPSK	1	0	13.72	13.88	13.89	13.93	14.50
		1	13	13.69	13.82	13.84	13.97	14.50
		1	24	13.40	13.62	13.64	13.79	14.50
		12	0	13.36	13.64	13.60	13.82	14.50
		12	6	13.54	13.77	13.76	13.81	14.50
		12	13	13.23	13.51	13.54	13.64	14.50
		25	0	13.37	13.58	13.56	13.72	14.50
	16QAM	1	0	13.85	13.76	13.77	13.90	14.50
		1	13	13.72	13.80	13.80	13.90	14.50
		1	24	13.20	13.84	13.82	13.47	14.50
		12	0	13.47	13.47	13.50	13.56	14.50
		12	6	13.52	13.74	13.74	13.68	14.50
		12	13	13.02	13.36	13.33	13.28	14.50
		25	0	13.44	13.42	13.43	13.62	14.50
	64QAM	1	0	13.70	13.80	13.82	13.86	14.50
		1	13	13.82	13.83	13.80	13.80	14.50
		1	24	13.59	13.55	13.54	13.64	14.50
		12	0	13.60	13.54	13.58	13.77	14.50
		12	6	13.88	13.69	13.68	13.85	14.50
		12	13	13.70	13.39	13.38	13.65	14.50
		25	0	13.94	13.38	13.41	13.56	14.50
Bandwidth	Modulation	RB size	RB offset	Channel/Frequency (MHz)				Tune-up Limit
				40190/ 2550	40523/ 2583.3	40856/ 2616.6	41190/ 2650	
10MHz	QPSK	1	0	13.75	13.84	13.85	13.96	14.50
		1	25	13.69	13.80	13.82	13.96	14.50
		1	49	13.43	13.57	13.59	13.72	14.50
		25	0	13.40	13.64	13.60	13.77	14.50
		25	13	13.53	13.79	13.78	13.78	14.50
		25	25	13.30	13.57	13.60	13.64	14.50
		50	0	13.36	13.55	13.53	13.75	14.50
	16QAM	1	0	13.82	13.81	13.82	13.87	14.50
		1	25	13.69	13.81	13.81	13.92	14.50
		1	49	13.19	13.57	13.55	13.50	14.50
		25	0	13.43	13.50	13.53	13.62	14.50
		25	13	13.57	13.70	13.70	13.63	14.50
		25	25	13.00	13.38	13.35	13.26	14.50
		50	0	13.43	13.44	13.45	13.61	14.50



Bandwidth	Modulation	RB size	RB offset	Channel/Frequency (MHz)				Tune-up Limit
				40215/ 2552.5	40531/ 2584.1	40848/ 2615.8	41165/ 2647.5	
	64QAM	1	0	13.62	13.76	13.78	13.87	14.50
		1	25	13.85	13.87	13.84	13.83	14.50
		1	49	13.62	13.57	13.56	13.67	14.50
		25	0	13.63	13.59	13.63	13.81	14.50
		25	13	13.90	13.73	13.72	13.88	14.50
		25	25	13.73	13.44	13.43	13.69	14.50
		50	0	13.97	13.43	13.46	13.60	14.50
15MHz	QPSK	1	0	13.77	13.79	13.80	13.98	14.50
		1	38	13.68	13.78	13.80	14.04	14.50
		1	74	13.43	13.51	13.53	13.70	14.50
		36	0	13.47	13.59	13.55	13.77	14.50
		36	18	13.50	13.79	13.78	13.77	14.50
		36	39	13.28	13.58	13.61	13.59	14.50
		75	0	13.39	13.52	13.50	13.77	14.50
	16QAM	1	0	13.88	13.87	13.88	13.88	14.50
		1	38	13.79	13.77	13.77	14.01	14.50
		1	74	13.16	13.36	13.34	13.51	14.50
		36	0	13.41	13.56	13.59	13.63	14.50
		36	18	13.59	13.61	13.61	13.59	14.50
		36	39	12.99	13.39	13.36	13.27	14.50
		75	0	13.40	13.48	13.49	13.56	14.50
	64QAM	1	0	13.59	13.77	13.79	13.92	14.50
		1	38	13.85	13.88	13.85	13.91	14.50
		1	74	13.57	13.55	13.54	13.63	14.50
		36	0	13.68	13.60	13.64	13.84	14.50
		36	18	13.92	13.67	13.66	13.83	14.50
		36	39	13.75	13.42	13.41	13.70	14.50
		75	0	13.92	13.48	13.51	13.58	14.50
Bandwidth	Modulation	RB size	RB offset	Channel/Frequency (MHz)				Tune-up Limit
				40240/ 2555	40540/ 2585	40840/ 2615	41140/ 2645	
20MHz	QPSK	1	0	13.76	13.76	13.77	13.95	14.50
		1	50	13.66	13.82	13.84	13.94	14.50
		1	99	13.45	13.54	13.56	13.69	14.50
		50	0	13.32	13.59	13.55	13.80	14.50
		50	25	13.48	13.76	13.75	13.80	14.50
		50	50	13.18	13.48	13.51	13.52	14.50
		100	0	13.40	13.51	13.49	13.74	14.50
	16QAM	1	0	13.81	13.74	13.75	13.79	14.50
		1	50	13.74	13.73	13.73	13.94	14.50



		1	99	13.10	13.61	13.59	13.48	14.50
		50	0	13.40	13.47	13.50	13.53	14.50
		50	25	13.56	13.61	13.61	13.61	14.50
		50	50	12.97	13.35	13.32	13.27	14.50
		100	0	13.41	13.35	13.36	13.52	14.50
	64QAM	1	0	13.54	13.77	13.79	13.88	14.50
		1	50	13.81	13.86	13.83	13.87	14.50
		1	99	13.55	13.52	13.51	13.61	14.50
		50	0	13.66	13.52	13.56	13.82	14.50
		50	25	13.89	13.46	13.45	13.87	14.50
		50	50	13.67	13.44	13.43	13.67	14.50
		100	0	14.00	13.33	13.36	13.50	14.50

LTE TDD Band 41 (REC Off)				Conducted Power(dBm)				
Bandwidth	Modulation	RB size	RB offset	Channel/Frequency (MHz)				Tune-up Limit
				40165/ 2547.5	40515/ 2582.5	40865/ 2617.5	41215/ 2652.5	
5MHz	QPSK	1	0	23.64	23.68	23.69	23.78	24.50
		1	13	23.44	23.58	23.60	23.61	24.50
		1	24	23.39	23.65	23.67	23.99	24.50
		12	0	22.61	22.94	22.90	22.95	23.50
		12	6	22.65	22.85	22.84	22.92	23.50
		12	13	22.76	22.79	22.82	22.98	23.50
		25	0	22.81	22.87	22.85	22.90	23.50
	16QAM	1	0	22.69	22.78	22.79	22.65	23.50
		1	13	22.84	22.92	22.92	22.73	23.50
		1	24	22.80	22.86	22.84	22.68	23.50
		12	0	21.55	21.63	21.66	21.72	22.50
		12	6	21.48	21.96	21.96	21.83	22.50
		12	13	21.55	21.89	21.86	21.84	22.50
		25	0	21.57	21.78	21.79	21.88	22.50
	64QAM	1	0	21.88	21.99	22.01	22.08	22.50
		1	13	21.62	22.00	21.97	21.87	22.50
		1	24	21.81	22.24	22.23	22.13	22.50
		12	0	20.99	21.11	21.15	21.05	21.50
		12	6	20.84	21.29	21.28	21.20	21.50
		12	13	20.77	21.24	21.23	21.06	21.50
		25	0	21.03	20.97	21.00	21.10	21.50
Bandwidth	Modulation	RB size	RB offset	Channel/Frequency (MHz)				Tune-up Limit
10MHz	QPSK	1	0	40190/ 2550	40523/ 2583.3	40856/ 2616.6	41190/ 2650	24.50



		1	25	23.47	23.63	23.65	23.65	24.50	
		1	49	23.41	23.69	23.71	24.02	24.50	
		25	0	22.64	22.99	22.95	22.99	23.50	
		25	13	22.68	22.90	22.89	22.96	23.50	
		25	25	22.78	22.83	22.86	23.03	23.50	
		50	0	22.89	22.89	22.87	22.94	23.50	
	16QAM	1	0	22.71	22.81	22.82	22.67	23.50	
		1	25	22.87	22.96	22.96	22.76	23.50	
		1	49	22.83	22.88	22.86	22.71	23.50	
		25	0	21.58	21.68	21.71	21.76	22.50	
		25	13	21.50	22.00	22.00	21.86	22.50	
		25	25	21.58	21.94	21.91	21.88	22.50	
	64QAM	50	0	21.60	21.83	21.84	21.92	22.50	
		1	0	21.90	22.02	22.04	22.10	22.50	
		1	25	21.59	22.04	22.01	21.88	22.50	
		1	49	21.78	22.20	22.19	22.05	22.50	
		25	0	20.98	21.17	21.21	21.11	21.50	
		25	13	20.77	21.26	21.25	21.14	21.50	
	Bandwidth	Modulation	RB size	RB offset	Channel/Frequency (MHz)				Tune-up Limit
					40215/ 2552.5	40531/ 2584.1	40848/ 2615.8	41165/ 2647.5	
	15MHz	QPSK	1	0	23.69	23.59	23.60	23.83	24.50
1			38	23.43	23.54	23.56	23.68	24.50	
1			74	23.42	23.54	23.56	23.90	24.50	
36			0	22.72	22.89	22.85	22.90	23.50	
36			18	22.61	22.87	22.86	22.88	23.50	
36			39	22.81	22.86	22.89	22.93	23.50	
75			0	22.83	22.81	22.79	22.95	23.50	
16QAM		1	0	22.72	22.89	22.90	22.63	23.50	
		1	38	22.91	22.89	22.89	22.84	23.50	
		1	74	22.76	22.38	22.36	22.72	23.50	
		36	0	21.49	21.72	21.75	21.79	22.50	
		36	18	21.55	21.83	21.83	21.74	22.50	
		36	39	21.52	21.92	21.89	21.83	22.50	
		75	0	21.53	21.84	21.85	21.82	22.50	
64QAM		1	0	21.77	21.96	21.98	22.14	22.50	
		1	38	21.65	22.05	22.02	21.98	22.50	
		1	74	21.79	22.24	22.23	22.12	22.50	
		36	0	21.07	21.17	21.21	21.12	21.50	
		36	18	20.88	21.27	21.26	21.18	21.50	
		36	39	20.82	21.27	21.26	21.11	21.50	



Bandwidth	Modulation	RB size	RB offset	Channel/Frequency (MHz)				Tune-up Limit
				21.01	21.07	21.10	21.12	
				40240/ 2555	40540/ 2585	40840/ 2615	41140/ 2645	
20MHz	QPSK	75	0	21.01	21.07	21.10	21.12	21.50
		1	0	23.65	23.60	23.61	23.80	24.50
		1	50	23.45	23.57	23.59	23.71	24.50
		1	99	23.39	23.62	23.64	23.97	24.50
		50	0	22.68	22.89	22.85	22.95	23.50
		50	25	22.63	22.86	22.84	22.92	23.50
		50	50	22.73	22.79	22.82	22.94	23.50
	100	0	22.89	22.81	22.79	22.92	23.50	
	16QAM	1	0	22.75	22.83	22.84	22.63	23.50
		1	50	22.93	22.90	22.90	22.81	23.50
		1	99	22.78	22.64	22.62	22.70	23.50
		50	0	21.53	21.70	21.73	21.74	22.50
		50	25	21.49	21.89	21.89	21.79	22.50
		50	50	21.54	21.90	21.87	21.85	22.50
		100	0	21.55	21.83	21.84	21.84	22.50
	64QAM	1	0	21.85	21.99	22.01	22.10	22.50
		1	50	21.61	22.03	22.00	21.94	22.50
		1	99	21.77	22.21	22.20	22.10	22.50
		50	0	21.04	21.13	21.17	21.09	21.50
		50	25	20.85	21.25	21.24	21.15	21.50
		50	50	20.79	21.22	21.21	21.07	21.50
		100	0	20.99	21.03	21.06	21.09	21.50

LTE TDD Band 41 (REC Off+Wi-Fi/BT)				Conducted Power(dBm)				Tune-up Limit
Bandwidth	Modulation	RB size	RB offset	Channel/Frequency (MHz)				
				40165/ 2547.5	40515/ 2582.5	40865/ 2617.5	41215/ 2652.5	
5MHz	QPSK	1	0	20.62	20.73	20.74	20.91	21.50
		1	13	20.65	20.80	20.82	20.26	21.50
		1	24	20.74	20.90	20.92	21.04	21.50
		12	0	20.49	20.83	20.79	21.03	21.50
		12	6	20.81	20.73	20.72	21.01	21.50
		12	13	20.72	20.72	20.75	21.05	21.50
		25	0	20.87	20.85	20.83	20.95	21.50
	16QAM	1	0	20.83	20.63	20.64	20.83	21.50
		1	13	20.39	20.63	20.63	20.58	21.50
		1	24	20.61	21.04	21.02	20.70	21.50
		12	0	20.53	20.66	20.69	20.97	21.50



Bandwidth	Modulation	RB size	RB offset	Channel/Frequency (MHz)				Tune-up Limit	
				40190/ 2550	40523/ 2583.3	40856/ 2616.6	41190/ 2650		
	64QAM	12	6	20.72	20.80	20.80	20.99	21.50	
		12	13	20.72	20.65	20.62	21.02	21.50	
		25	0	20.73	20.67	20.68	20.98	21.50	
		1	0	19.82	20.76	20.78	20.99	21.50	
		1	13	19.92	20.57	20.54	19.89	21.50	
		1	24	20.92	20.78	20.77	20.91	21.50	
		12	0	20.38	20.62	20.66	20.88	21.50	
		12	6	20.76	20.68	20.67	20.95	21.50	
		12	13	20.47	20.63	20.62	20.80	21.50	
		25	0	20.64	20.62	20.65	20.93	21.50	
10MHz	QPSK	1	0	20.68	20.69	20.70	20.92	21.50	
		1	25	20.63	20.78	20.80	20.35	21.50	
		1	49	20.79	20.93	20.95	20.97	21.50	
		25	0	20.55	20.88	20.84	21.11	21.50	
		25	13	20.80	20.81	20.80	21.05	21.50	
		25	25	20.79	20.82	20.85	21.11	21.50	
		50	0	20.91	20.82	20.80	21.00	21.50	
	16QAM	1	0	20.92	20.72	20.73	20.86	21.50	
		1	25	20.49	20.60	20.60	20.64	21.50	
		1	49	20.57	20.81	20.79	20.81	21.50	
		25	0	20.55	20.71	20.74	21.05	21.50	
		25	13	20.82	20.82	20.82	20.94	21.50	
		25	25	20.71	20.72	20.69	21.06	21.50	
		50	0	20.80	20.78	20.79	20.98	21.50	
	64QAM	1	0	19.78	20.74	20.76	21.11	21.50	
		1	25	19.97	20.59	20.56	20.00	21.50	
		1	49	20.99	20.90	20.89	21.03	21.50	
		25	0	20.49	20.64	20.68	20.91	21.50	
		25	13	21.08	20.80	20.79	21.04	21.50	
		25	25	20.49	20.72	20.71	20.89	21.50	
		50	0	20.77	20.71	20.74	21.00	21.50	
	Bandwidth	Modulation	RB size	RB offset	Channel/Frequency (MHz)				Tune-up Limit
					40215/ 2552.5	40531/ 2584.1	40848/ 2615.8	41165/ 2647.5	
	15MHz	QPSK	1	0	20.69	20.68	20.70	20.96	21.50
			1	38	20.69	20.75	20.80	20.28	21.50
			1	74	20.70	20.82	20.86	21.05	21.50
			36	0	20.57	20.78	20.79	21.02	21.50
			36	18	20.83	20.78	20.81	20.95	21.50
36			39	20.72	20.77	20.81	21.04	21.50	



	16QAM	75	0	20.92	20.85	20.86	20.91	21.50
		1	0	20.81	20.72	20.77	20.89	21.50
		1	38	20.41	20.64	20.65	20.66	21.50
		1	74	20.63	20.74	20.77	20.70	21.50
		36	0	20.45	20.70	20.74	21.07	21.50
		36	18	20.77	20.70	20.73	20.95	21.50
		36	39	20.75	20.71	20.72	20.98	21.50
		75	0	20.69	20.71	20.74	20.96	21.50
	64QAM	1	0	19.81	20.78	20.82	21.01	21.50
		1	38	19.95	20.57	20.59	20.03	21.50
		1	74	20.92	20.76	20.78	20.98	21.50
		36	0	20.46	20.72	20.77	20.95	21.50
		36	18	20.84	20.66	20.69	20.95	21.50
		36	39	20.48	20.72	20.73	20.85	21.50
		75	0	20.70	20.70	20.74	20.98	21.50
Bandwidth	Modulation	RB size	RB offset	Channel/Frequency (MHz)				Tune-up Limit
				40240/ 2555	40540/ 2585	40840/ 2615	41140/ 2645	
20MHz	QPSK	1	0	20.58	20.62	20.61	20.85	21.50
		1	50	20.62	20.74	20.72	20.23	21.50
		1	99	20.67	20.84	20.82	20.94	21.50
		50	0	20.45	20.69	20.73	20.93	21.50
		50	25	20.72	20.67	20.68	21.02	21.50
		50	50	20.73	20.68	20.68	21.00	21.50
		100	0	20.92	20.78	20.80	20.89	21.50
	16QAM	1	0	20.79	20.67	20.66	20.78	21.50
		1	50	20.40	20.64	20.64	20.54	21.50
		1	99	20.55	20.77	20.79	20.77	21.50
		50	0	20.45	20.73	20.70	21.00	21.50
		50	25	20.76	20.66	20.66	20.89	21.50
		50	50	20.63	20.57	20.60	21.04	21.50
		100	0	20.71	20.64	20.63	20.93	21.50
	64QAM	1	0	19.77	20.77	20.75	20.93	21.50
		1	50	19.89	20.50	20.53	19.91	21.50
		1	99	20.91	20.74	20.75	20.90	21.50
		50	0	20.38	20.62	20.58	20.83	21.50
		50	25	21.02	20.72	20.73	20.89	21.50
		50	50	20.44	20.62	20.63	20.73	21.50
		100	0	20.72	20.65	20.62	20.86	21.50



Variant B
(Antenna 1)

LTE FDD Band 2 (hotspot off+sensor on)				Conducted Power(dBm)			
Bandwidth	Modulation	RB size	RB offset	Channel/Frequency (MHz)			Tune-up Limit
				18607/1850.7	18900/1880	19193/1909.3	
1.4MHz	QPSK	1	0	22.14	22.14	22.09	22.50
		1	2	21.94	22.13	22.00	22.50
		1	5	22.13	22.04	22.02	22.50
		3	0	22.11	22.29	22.12	22.50
		3	2	22.08	22.17	22.12	22.50
		3	3	22.10	22.08	22.19	22.50
		6	0	22.04	22.13	22.13	22.50
	16QAM	1	0	21.99	22.01	22.05	22.50
		1	2	21.83	22.10	22.03	22.50
		1	5	21.95	21.98	22.03	22.50
		3	0	21.98	22.00	22.14	22.50
		3	2	21.99	21.93	22.08	22.50
		3	3	21.97	22.06	21.98	22.50
		6	0	21.32	21.56	21.54	22.00
	64QAM	1	0	22.09	22.14	22.12	22.50
		1	2	22.23	22.02	22.25	22.50
		1	5	22.09	22.05	22.19	22.50
		3	0	22.16	22.12	22.07	22.50
		3	2	22.08	22.05	22.10	22.50
		3	3	22.07	22.10	22.17	22.50
		6	0	21.20	21.26	21.25	21.50
Bandwidth	Modulation	RB size	RB offset	Channel/Frequency (MHz)			Tune-up Limit
				18615/1851.5	18900/1880	19185/1908.5	
3MHz	QPSK	1	0	22.16	22.18	22.12	22.50
		1	7	21.97	22.18	22.04	22.50
		1	14	22.16	22.09	22.06	22.50
		8	0	22.11	22.31	22.15	22.50
		8	4	22.10	22.17	22.14	22.50
		8	7	22.10	22.09	22.19	22.50
		15	0	22.07	22.17	22.16	22.50
	16QAM	1	0	22.02	22.03	22.08	22.50
		1	7	21.86	22.15	22.07	22.50
		1	14	21.97	22.02	22.06	22.50
		8	0	21.54	21.58	21.71	22.00
		8	4	21.55	21.51	21.65	22.00
		8	7	21.52	21.63	21.56	22.00
		15	0	21.35	21.60	21.57	22.00



Bandwidth	Modulation	RB size	RB offset	Channel/Frequency (MHz)			Tune-up Limit	
				18625/1852.5	18900/1880	19175/1907.5		
	64QAM	1	0	22.12	22.16	22.15	22.50	
		1	7	22.16	21.97	22.19	22.50	
		1	14	22.01	21.99	22.22	22.50	
		8	0	21.17	21.15	21.09	21.50	
		8	4	21.09	21.08	21.12	21.50	
		8	7	21.07	21.12	21.20	21.50	
		15	0	21.13	21.20	21.18	21.50	
5MHz	QPSK	1	0	22.13	22.16	22.08	22.50	
		1	13	21.95	22.14	22.01	22.50	
		1	24	22.13	22.04	22.02	22.50	
		12	0	22.08	22.26	22.11	22.50	
		12	6	22.08	22.13	22.09	22.50	
		12	13	22.08	22.07	22.15	22.50	
		25	0	22.05	22.16	22.14	22.50	
	16QAM	1	0	21.99	21.99	22.05	22.50	
		1	13	21.83	22.13	22.04	22.50	
		1	24	21.94	22.00	22.02	22.50	
		12	0	21.52	21.54	21.68	22.00	
		12	6	21.52	21.46	21.61	22.00	
		12	13	21.49	21.58	21.52	22.00	
		25	0	21.33	21.56	21.52	22.00	
	64QAM	1	0	22.09	22.12	22.12	22.50	
		1	13	22.23	22.05	22.26	22.50	
		1	24	22.08	22.07	22.28	22.50	
		12	0	21.25	21.21	21.16	21.50	
		12	6	21.16	21.13	21.18	21.50	
		12	13	21.14	21.17	21.26	21.50	
		25	0	21.21	21.26	21.23	21.50	
	Bandwidth	Modulation	RB size	RB offset	Channel/Frequency (MHz)			Tune-up Limit
					18650/1855	18900/1880	19150/1905	
	10MHz	QPSK	1	0	22.15	22.17	22.11	22.50
			1	25	21.98	22.19	22.05	22.50
			1	49	22.15	22.08	22.05	22.50
			25	0	22.11	22.31	22.15	22.50
			25	13	22.11	22.18	22.13	22.50
25			25	22.10	22.11	22.20	22.50	
50			0	22.13	22.18	22.18	22.50	
16QAM		1	0	22.01	22.02	22.07	22.50	
		1	25	21.86	22.17	22.07	22.50	
		1	49	21.97	22.02	22.05	22.50	
		25	0	21.55	21.59	21.72	22.00	



		25	13	21.54	21.50	21.64	22.00
		25	25	21.52	21.63	21.56	22.00
		50	0	21.36	21.61	21.56	22.00
	64QAM	1	0	22.11	22.15	22.14	22.50
		1	25	22.16	21.99	22.19	22.50
		1	49	22.01	21.99	22.21	22.50
		25	0	21.18	21.16	21.10	21.50
		25	13	21.08	21.07	21.11	21.50
		25	25	21.07	21.12	21.20	21.50
		50	0	21.14	21.21	21.17	21.50
Bandwidth	Modulation	RB size	RB offset	Channel/Frequency (MHz)			Tune-up Limit
				18675/1857.5	18900/1880	19125/1902.5	
15MHz	QPSK	1	0	22.14	22.13	22.09	22.50
		1	38	21.96	22.18	22.02	22.50
		1	74	22.12	22.03	22.01	22.50
		36	0	22.09	22.27	22.12	22.50
		36	18	22.08	22.13	22.09	22.50
		36	39	22.07	22.08	22.16	22.50
		75	0	22.11	22.14	22.13	22.50
	16QAM	1	0	21.96	22.00	22.05	22.50
		1	38	21.84	22.14	22.05	22.50
		1	74	21.94	21.98	22.02	22.50
		36	0	21.52	21.57	21.69	22.00
		36	18	21.51	21.45	21.60	22.00
		36	39	21.50	21.59	21.53	22.00
		75	0	21.33	21.56	21.52	22.00
	64QAM	1	0	22.06	22.13	22.12	22.50
		1	38	22.24	22.06	22.27	22.50
		1	74	22.08	22.05	22.28	22.50
		36	0	21.25	21.24	21.17	21.50
		36	18	21.15	21.12	21.17	21.50
		36	39	21.15	21.18	21.27	21.50
		75	0	21.21	21.26	21.23	21.50
Bandwidth	Modulation	RB size	RB offset	Channel/Frequency (MHz)			Tune-up Limit
				18700/1860	18900/1880	19100/1900	
20MHz	QPSK	1	0	22.12	22.03	22.01	22.50
		1	50	22.09	22.27	22.12	22.50
		1	99	22.08	22.13	22.09	22.50
		50	0	22.07	22.08	22.16	22.50
		50	25	22.11	22.14	22.13	22.50
		50	50	21.96	22.00	22.05	22.50
		100	0	21.84	22.14	22.05	22.50
	16QAM	1	0	21.94	21.98	22.02	22.50



		1	50	21.52	21.57	21.69	22.00
		1	99	21.51	21.45	21.60	22.00
		50	0	21.50	21.59	21.53	22.00
		50	25	21.33	21.56	21.52	22.00
		50	50	22.06	22.13	22.12	22.50
		100	0	22.24	22.06	22.27	22.50
	64QAM	1	0	22.08	22.05	22.28	22.50
		1	50	21.25	21.24	21.17	21.50
		1	99	21.15	21.12	21.17	21.50
		50	0	21.15	21.18	21.27	21.50
		50	25	21.21	21.26	21.23	21.50
		50	50	22.14	22.13	22.09	22.50
		100	0	21.96	22.18	22.02	22.50

**Variant B
(Antenna 2)**

LTE FDD Band 2 (Rec off)				Conducted Power(dBm)			
Bandwidth	Modulation	RB size	RB offset	Channel/Frequency (MHz)			Tune-up Limit
				18607/1850.7	18900/1880	19193/1909.3	
1.4MHz	QPSK	1	0	21.66	21.79	21.71	22.00
		1	2	21.57	21.38	21.48	22.00
		1	5	21.57	21.60	21.57	22.00
		3	0	21.55	21.70	21.70	22.00
		3	2	21.43	21.65	21.66	22.00
		3	3	21.52	21.67	21.65	22.00
		6	0	21.44	21.63	21.64	22.00
	16QAM	1	0	21.74	21.77	21.72	22.00
		1	2	21.61	21.57	21.48	22.00
		1	5	21.43	21.62	21.42	22.00
		3	0	21.41	21.50	21.63	22.00
		3	2	21.52	21.55	21.54	22.00
		3	3	21.42	21.62	21.56	22.00
		6	0	21.46	21.57	21.56	22.00
	64QAM	1	0	21.43	21.64	21.83	22.00
		1	2	21.45	21.54	21.41	22.00
		1	5	21.64	21.71	21.66	22.00
		3	0	21.35	21.36	21.47	22.00
		3	2	21.32	21.37	21.33	22.00
		3	3	21.24	21.49	21.37	22.00
		6	0	21.24	21.37	21.40	22.00



Bandwidth	Modulation	RB size	RB offset	Channel/Frequency (MHz)			Tune-up Limit
				18615/1851.5	18900/1880	19185/1908.5	
3MHz	QPSK	1	0	21.62	21.71	21.66	22.00
		1	7	21.54	21.33	21.43	22.00
		1	14	21.52	21.54	21.50	22.00
		8	0	21.50	21.61	21.63	22.00
		8	4	21.38	21.56	21.59	22.00
		8	7	21.46	21.59	21.57	22.00
		15	0	21.39	21.54	21.55	22.00
	16QAM	1	0	21.67	21.71	21.65	22.00
		1	7	21.55	21.52	21.42	22.00
		1	14	21.38	21.55	21.37	22.00
		8	0	21.35	21.44	21.57	22.00
		8	4	21.46	21.48	21.47	22.00
		8	7	21.37	21.53	21.49	22.00
		15	0	21.41	21.48	21.49	22.00
	64QAM	1	0	21.36	21.58	21.76	22.00
		1	7	21.39	21.49	21.35	22.00
		1	14	21.59	21.64	21.61	22.00
		8	0	21.26	21.27	21.38	22.00
		8	4	21.23	21.27	21.23	22.00
		8	7	21.16	21.37	21.27	22.00
		15	0	21.19	21.28	21.33	22.00
Bandwidth	Modulation	RB size	RB offset	Channel/Frequency (MHz)			Tune-up Limit
5MHz	QPSK	1	0	21.59	21.69	21.62	22.00
		1	13	21.52	21.29	21.40	22.00
		1	24	21.49	21.49	21.46	22.00
		12	0	21.47	21.56	21.59	22.00
		12	6	21.36	21.52	21.54	22.00
		12	13	21.44	21.57	21.53	22.00
		25	0	21.37	21.53	21.53	22.00
	16QAM	1	0	21.64	21.67	21.62	22.00
		1	13	21.52	21.50	21.39	22.00
		1	24	21.35	21.53	21.33	22.00
		12	0	21.33	21.40	21.54	22.00
		12	6	21.43	21.43	21.43	22.00
		12	13	21.34	21.48	21.45	22.00
		25	0	21.39	21.44	21.44	22.00
	64QAM	1	0	21.33	21.54	21.73	22.00
		1	13	21.36	21.47	21.32	22.00
		1	24	21.56	21.62	21.57	22.00
		12	0	21.24	21.23	21.35	22.00



Bandwidth	Modulation	RB size	RB offset	Channel/Frequency (MHz)			Tune-up Limit	
				18650/1855	18900/1880	19150/1905		
10MHz	QPSK	12	6	21.20	21.22	21.19	22.00	
		12	13	21.13	21.32	21.23	22.00	
		25	0	21.17	21.24	21.28	22.00	
		1	0	21.61	21.70	21.65	22.00	
		1	25	21.55	21.34	21.44	22.00	
		1	49	21.51	21.53	21.49	22.00	
		25	0	21.50	21.61	21.63	22.00	
	16QAM	25	13	21.39	21.57	21.58	22.00	
		25	25	21.46	21.61	21.58	22.00	
		50	0	21.45	21.55	21.57	22.00	
		1	0	21.66	21.70	21.64	22.00	
		1	25	21.55	21.54	21.42	22.00	
		1	49	21.38	21.55	21.36	22.00	
		25	0	21.36	21.45	21.58	22.00	
	64QAM	25	13	21.45	21.47	21.46	22.00	
		25	25	21.37	21.53	21.49	22.00	
		50	0	21.42	21.49	21.48	22.00	
		1	0	21.35	21.57	21.75	22.00	
		1	25	21.39	21.51	21.35	22.00	
		1	49	21.59	21.64	21.60	22.00	
		25	0	21.27	21.28	21.39	22.00	
	15MHz	QPSK	25	13	21.22	21.26	21.22	22.00
			25	25	21.16	21.37	21.27	22.00
			50	0	21.20	21.29	21.32	22.00
			1	0	21.60	21.66	21.63	22.00
1			38	21.53	21.33	21.41	22.00	
1			74	21.48	21.48	21.45	22.00	
36			0	21.48	21.57	21.60	22.00	
16QAM		36	18	21.36	21.52	21.54	22.00	
		36	39	21.43	21.58	21.54	22.00	
		75	0	21.43	21.51	21.52	22.00	
	1	0	21.61	21.68	21.62	22.00		
	1	38	21.53	21.51	21.40	22.00		
	1	74	21.35	21.51	21.33	22.00		
	36	0	21.33	21.43	21.55	22.00		
64QAM	36	18	21.42	21.42	21.42	22.00		
	36	39	21.35	21.49	21.46	22.00		
	75	0	21.39	21.44	21.44	22.00		



Bandwidth	Modulation	RB size	RB offset	Channel/Frequency (MHz)			Tune-up Limit
				18700/1860	18900/1880	19100/1900	
		1	38	21.37	21.48	21.33	22.00
		1	74	21.56	21.60	21.57	22.00
		36	0	21.24	21.26	21.36	22.00
		36	18	21.19	21.21	21.18	22.00
		36	39	21.14	21.33	21.24	22.00
		75	0	21.17	21.24	21.28	22.00
20MHz	QPSK	1	0	21.57	21.62	21.60	22.00
		1	50	21.52	21.29	21.39	22.00
		1	99	21.46	21.47	21.42	22.00
		50	0	21.45	21.52	21.56	22.00
		50	25	21.34	21.48	21.51	22.00
		50	50	21.40	21.53	21.50	22.00
		100	0	21.40	21.46	21.48	22.00
	16QAM	1	0	21.59	21.64	21.57	22.00
		1	50	21.49	21.49	21.36	22.00
		1	99	21.33	21.48	21.31	22.00
		50	0	21.30	21.39	21.52	22.00
		50	25	21.39	21.40	21.39	22.00
		50	50	21.32	21.44	21.42	22.00
		100	0	21.37	21.40	21.41	22.00
	64QAM	1	0	21.28	21.51	21.68	22.00
		1	50	21.33	21.46	21.29	22.00
		1	99	21.54	21.57	21.55	22.00
		50	0	21.21	21.22	21.33	22.00
		50	25	21.16	21.19	21.15	22.00
		50	50	21.11	21.28	21.20	22.00
		100	0	21.15	21.20	21.25	22.00

LTE FDD Band 2 (Rec off+WIFI/BT)				Conducted Power(dBm)			
Bandwidth	Modulation	RB size	RB offset	Channel/Frequency (MHz)			Tune-up Limit
				18607/1850.7	18900/1880	19193/1909.3	
1.4MHz	QPSK	1	0	18.31	18.49	18.43	19.00
		1	2	18.29	18.47	18.19	19.00
		1	5	18.22	18.35	18.35	19.00
		3	0	18.31	18.33	18.41	19.00
		3	2	18.27	18.35	18.44	19.00
		3	3	18.26	18.30	18.35	19.00
		6	0	18.11	18.39	18.30	19.00
	16QAM	1	0	18.42	18.42	18.51	19.00
		1	2	18.31	18.13	18.36	19.00



		1	5	18.39	18.43	18.51	19.00
		3	0	18.20	18.20	18.26	19.00
		3	2	18.17	18.27	18.34	19.00
		3	3	18.20	18.36	18.25	19.00
		6	0	18.07	18.15	18.30	19.00
	64QAM	1	0	18.41	18.46	18.48	19.00
		1	2	18.26	18.19	18.28	19.00
		1	5	18.33	18.56	18.45	19.00
		3	0	18.26	18.33	18.27	19.00
		3	2	18.19	18.27	18.24	19.00
		3	3	18.17	18.33	18.30	19.00
		6	0	18.12	18.18	18.22	19.00
	Bandwidth	Modulation	RB size	RB offset	Channel/Frequency (MHz)		
18615/1851.5					18900/1880	19185/1908.5	
3MHz	QPSK	1	0	18.44	18.61	18.56	19.00
		1	7	18.44	18.59	18.33	19.00
		1	14	18.36	18.50	18.48	19.00
		8	0	18.44	18.44	18.53	19.00
		8	4	18.41	18.47	18.57	19.00
		8	7	18.39	18.41	18.47	19.00
		15	0	18.24	18.50	18.42	19.00
	16QAM	1	0	18.56	18.54	18.62	19.00
		1	7	18.43	18.27	18.48	19.00
		1	14	18.53	18.56	18.65	19.00
		8	0	18.33	18.32	18.39	19.00
		8	4	18.30	18.41	18.47	19.00
		8	7	18.33	18.47	18.37	19.00
		15	0	18.21	18.27	18.43	19.00
	64QAM	1	0	18.55	18.58	18.59	19.00
		1	7	18.38	18.33	18.40	19.00
		1	14	18.47	18.69	18.59	19.00
		8	0	18.39	18.45	18.40	19.00
		8	4	18.32	18.41	18.37	19.00
		8	7	18.30	18.44	18.42	19.00
		15	0	18.26	18.30	18.35	19.00
Bandwidth	Modulation	RB size	RB offset	Channel/Frequency (MHz)			Tune-up Limit
				18625/1852.5	18900/1880	19175/1907.5	
5MHz	QPSK	1	0	18.41	18.59	18.52	19.00
		1	13	18.42	18.55	18.30	19.00
		1	24	18.33	18.45	18.44	19.00
		12	0	18.41	18.39	18.49	19.00
		12	6	18.39	18.43	18.52	19.00
		12	13	18.37	18.39	18.43	19.00



	16QAM	25	0	18.22	18.49	18.40	19.00
		1	0	18.53	18.50	18.59	19.00
		1	13	18.40	18.25	18.45	19.00
		1	24	18.50	18.54	18.61	19.00
		12	0	18.31	18.28	18.36	19.00
		12	6	18.27	18.36	18.43	19.00
		12	13	18.30	18.42	18.33	19.00
	64QAM	25	0	18.19	18.23	18.38	19.00
		1	0	18.52	18.54	18.56	19.00
		1	13	18.35	18.31	18.37	19.00
		1	24	18.44	18.67	18.55	19.00
		12	0	18.37	18.41	18.37	19.00
		12	6	18.29	18.36	18.33	19.00
		12	13	18.27	18.39	18.38	19.00
25	0	18.24	18.26	18.30	19.00		
Bandwidth	Modulation	RB size	RB offset	Channel/Frequency (MHz)			Tune-up Limit
				18650/1855	18900/1880	19150/1905	
10MHz	QPSK	1	0	18.43	18.60	18.55	19.00
		1	25	18.45	18.60	18.34	19.00
		1	49	18.35	18.49	18.47	19.00
		25	0	18.44	18.44	18.53	19.00
		25	13	18.42	18.48	18.56	19.00
		25	25	18.39	18.43	18.48	19.00
		50	0	18.30	18.51	18.44	19.00
	16QAM	1	0	18.55	18.53	18.61	19.00
		1	25	18.43	18.29	18.48	19.00
		1	49	18.53	18.56	18.64	19.00
		25	0	18.34	18.33	18.40	19.00
		25	13	18.29	18.40	18.46	19.00
		25	25	18.33	18.47	18.37	19.00
		50	0	18.22	18.28	18.42	19.00
	64QAM	1	0	18.54	18.57	18.58	19.00
		1	25	18.38	18.35	18.40	19.00
		1	49	18.47	18.69	18.58	19.00
		25	0	18.40	18.46	18.41	19.00
		25	13	18.31	18.40	18.36	19.00
		25	25	18.30	18.44	18.42	19.00
		50	0	18.27	18.31	18.34	19.00
Bandwidth	Modulation	RB size	RB offset	Channel/Frequency (MHz)			Tune-up Limit
				18675/1857.5	18900/1880	19125/1902.5	
15MHz	QPSK	1	0	18.42	18.56	18.53	19.00
		1	38	18.43	18.59	18.31	19.00
		1	74	18.32	18.44	18.43	19.00



		36	0	18.42	18.40	18.50	19.00
		36	18	18.39	18.43	18.52	19.00
		36	39	18.36	18.40	18.44	19.00
		75	0	18.28	18.47	18.39	19.00
	16QAM	1	0	18.50	18.51	18.59	19.00
		1	38	18.41	18.26	18.46	19.00
		1	74	18.50	18.52	18.61	19.00
		36	0	18.31	18.31	18.37	19.00
		36	18	18.26	18.35	18.42	19.00
		36	39	18.31	18.43	18.34	19.00
		75	0	18.19	18.23	18.38	19.00
	64QAM	1	0	18.49	18.55	18.56	19.00
		1	38	18.36	18.32	18.38	19.00
		1	74	18.44	18.65	18.55	19.00
		36	0	18.37	18.44	18.38	19.00
		36	18	18.28	18.35	18.32	19.00
		36	39	18.28	18.40	18.39	19.00
		75	0	18.24	18.26	18.30	19.00
	Bandwidth	Modulation	RB size	RB offset	Channel/Frequency (MHz)		
18700/1860					18900/1880	19100/1900	
20MHz	QPSK	1	0	18.39	18.52	18.50	19.00
		1	50	18.42	18.55	18.29	19.00
		1	99	18.30	18.43	18.40	19.00
		50	0	18.39	18.35	18.46	19.00
		50	25	18.37	18.39	18.49	19.00
		50	50	18.33	18.35	18.40	19.00
		100	0	18.25	18.42	18.35	19.00
	16QAM	1	0	18.48	18.47	18.54	19.00
		1	50	18.37	18.24	18.42	19.00
		1	99	18.48	18.49	18.59	19.00
		50	0	18.28	18.27	18.34	19.00
		50	25	18.23	18.33	18.39	19.00
		50	50	18.28	18.38	18.30	19.00
		100	0	18.17	18.19	18.35	19.00
	64QAM	1	0	18.47	18.51	18.51	19.00
		1	50	18.32	18.30	18.34	19.00
		1	99	18.42	18.62	18.53	19.00
		50	0	18.34	18.40	18.35	19.00
		50	25	18.25	18.33	18.29	19.00
		50	50	18.25	18.35	18.35	19.00
		100	0	18.22	18.22	18.27	19.00



LTE TDD Band 38 (REC Off)				Conducted Power(dBm)			
Bandwidth	Modulation	RB size	RB offset	Channel/Frequency (MHz)			Tune-up Limit
				37775/2572.5	38000/2595	38225/2617.5	
5MHz	QPSK	1	0	21.23	21.32	21.32	22.00
		1	13	21.27	21.37	21.41	22.00
		1	24	21.41	21.48	21.45	22.00
		12	0	21.33	21.46	21.39	22.00
		12	6	21.35	21.47	21.43	22.00
		12	13	21.34	21.48	21.53	22.00
		25	0	21.24	21.74	21.48	22.00
	16QAM	1	0	21.50	21.41	21.55	22.00
		1	13	21.34	21.47	21.53	22.00
		1	24	21.35	21.45	21.37	22.00
		12	0	21.09	21.07	21.14	22.00
		12	6	21.10	21.13	21.23	22.00
		12	13	21.05	21.30	21.19	22.00
		25	0	21.04	21.22	21.23	22.00
	64QAM	1	0	21.87	21.73	21.67	22.00
		1	13	21.55	21.66	21.75	22.00
		1	24	21.82	21.61	21.71	22.00
		12	0	20.60	20.64	20.69	21.00
		12	6	20.61	20.59	20.65	21.00
		12	13	20.57	20.76	20.66	21.00
		25	0	20.62	20.61	20.73	21.00
Bandwidth	Modulation	RB size	RB offset	Channel/Frequency (MHz)			Tune-up Limit
				37800/2575	38000/2595	38200/2615	
10MHz	QPSK	1	0	21.21	21.25	21.30	22.00
		1	25	21.27	21.37	21.40	22.00
		1	49	21.38	21.46	21.41	22.00
		25	0	21.31	21.42	21.36	22.00
		25	13	21.33	21.43	21.40	22.00
		25	25	21.30	21.44	21.50	22.00
		50	0	21.27	21.67	21.43	22.00
	16QAM	1	0	21.45	21.38	21.50	22.00
		1	25	21.31	21.46	21.50	22.00
		1	49	21.33	21.40	21.35	22.00
		25	0	21.06	21.06	21.12	22.00
		25	13	21.06	21.10	21.19	22.00
		25	25	21.03	21.26	21.16	22.00
		50	0	21.02	21.18	21.20	22.00
	64QAM	1	0	21.82	21.70	21.62	22.00
		1	25	21.52	21.65	21.72	22.00



		1	49	21.80	21.56	21.69	22.00
		25	0	20.57	20.63	20.67	21.00
		25	13	20.57	20.56	20.61	21.00
		25	25	20.55	20.72	20.63	21.00
		50	0	20.60	20.57	20.70	21.00
Bandwidth	Modulation	RB size	RB offset	Channel/Frequency (MHz)			Tune-up Limit
				37825/2577.5	38000/2595	38175/2612.5	
15MHz	QPSK	1	0	21.20	21.21	21.28	22.00
		1	38	21.25	21.36	21.37	22.00
		1	74	21.35	21.41	21.37	22.00
		36	0	21.29	21.38	21.33	22.00
		36	18	21.30	21.38	21.36	22.00
		36	39	21.27	21.41	21.46	22.00
		75	0	21.25	21.63	21.38	22.00
	16QAM	1	0	21.40	21.36	21.48	22.00
		1	38	21.29	21.43	21.48	22.00
		1	74	21.30	21.36	21.32	22.00
		36	0	21.03	21.04	21.09	22.00
		36	18	21.03	21.05	21.15	22.00
		36	39	21.01	21.22	21.13	22.00
		75	0	20.99	21.13	21.16	22.00
	64QAM	1	0	21.77	21.68	21.60	22.00
		1	38	21.50	21.62	21.70	22.00
		1	74	21.77	21.52	21.66	22.00
		36	0	20.54	20.61	20.64	21.00
		36	18	20.54	20.51	20.57	21.00
		36	39	20.53	20.68	20.60	21.00
		75	0	20.57	20.52	20.66	21.00
Bandwidth	Modulation	RB size	RB offset	Channel/Frequency (MHz)			Tune-up Limit
				37850/2580	38000/2595	38150/2610	
20MHz	QPSK	1	0	21.17	21.17	21.25	22.00
		1	50	21.24	21.32	21.27	22.00
		1	99	21.33	21.30	21.34	22.00
		50	0	21.26	21.33	21.29	22.00
		50	25	21.28	21.34	21.33	22.00
		50	50	21.24	21.36	21.42	22.00
		100	0	21.22	21.58	21.34	22.00
	16QAM	1	0	21.38	21.32	21.43	22.00
		1	50	21.25	21.41	21.44	22.00
		1	99	21.28	21.33	21.30	22.00
		50	0	21.00	21.00	21.06	22.00
		50	25	21.00	21.03	21.12	22.00
		50	50	20.98	21.17	21.09	22.00



	64QAM	100	0	20.97	21.09	21.13	22.00
		1	0	21.75	21.64	21.55	22.00
		1	50	21.46	21.60	21.66	22.00
		1	99	21.75	21.49	21.64	22.00
		50	0	20.51	20.57	20.61	21.00
		50	25	20.51	20.49	20.54	21.00
		50	50	20.50	20.63	20.56	21.00
		100	0	20.55	20.48	20.63	21.00

LTE TDD Band 38 rec off+WIFI/BT				Conducted Power(dBm)			
Bandwidth	Modulation	RB size	RB offset	Channel/Frequency (MHz)			Tune-up Limit
				37775/2572.5	38000/2595	38225/2617.5	
5MHz	QPSK	1	0	17.29	17.35	17.37	20.00
		1	13	17.29	17.34	17.45	20.00
		1	24	17.35	17.43	17.49	20.00
		12	0	17.26	17.39	17.46	20.00
		12	6	17.32	17.41	17.34	20.00
		12	13	17.38	17.40	17.40	20.00
		25	0	17.25	17.42	17.44	20.00
	16QAM	1	0	17.49	17.37	17.53	20.00
		1	13	17.28	17.26	17.31	20.00
		1	24	17.30	17.51	17.38	20.00
		12	0	17.28	17.28	17.26	20.00
		12	6	17.27	17.34	17.42	20.00
		12	13	17.24	17.37	17.37	20.00
		25	0	17.23	17.34	17.30	20.00
	64QAM	1	0	17.25	17.27	17.46	20.00
		1	13	17.09	17.09	17.16	20.00
		1	24	17.30	17.22	17.36	20.00
		12	0	17.27	17.16	17.31	20.00
		12	6	17.26	17.25	17.28	20.00
		12	13	17.30	17.38	17.36	20.00
		25	0	17.20	17.35	17.33	20.00
Bandwidth	Modulation	RB size	RB offset	Channel/Frequency (MHz)			Tune-up Limit
				37800/2575	38000/2595	38200/2615	
10MHz	QPSK	1	0	17.31	17.36	17.40	20.00
		1	25	17.32	17.39	17.49	20.00
		1	49	17.37	17.47	17.52	20.00
		25	0	17.29	17.44	17.50	20.00
		25	13	17.35	17.46	17.38	20.00
		25	25	17.40	17.44	17.45	20.00
		50	0	17.33	17.44	17.48	20.00



	16QAM	1	0	17.51	17.40	17.55	20.00
		1	25	17.31	17.30	17.34	20.00
		1	49	17.33	17.53	17.41	20.00
		25	0	17.31	17.33	17.30	20.00
		25	13	17.29	17.38	17.45	20.00
		25	25	17.27	17.42	17.41	20.00
		50	0	17.26	17.39	17.34	20.00
	64QAM	1	0	17.27	17.30	17.48	20.00
		1	25	17.12	17.13	17.19	20.00
		1	49	17.33	17.24	17.39	20.00
		25	0	17.30	17.21	17.35	20.00
		25	13	17.28	17.29	17.31	20.00
		25	25	17.33	17.43	17.40	20.00
		50	0	17.23	17.40	17.37	20.00
Bandwidth	Modulation	RB size	RB offset	Channel/Frequency (MHz)			Tune-up Limit
				37825/2577.5	38000/2595	38175/2612.5	
15MHz	QPSK	1	0	17.30	17.32	17.38	20.00
		1	38	17.30	17.38	17.46	20.00
		1	74	17.34	17.42	17.48	20.00
		36	0	17.27	17.40	17.47	20.00
		36	18	17.32	17.41	17.34	20.00
		36	39	17.37	17.41	17.41	20.00
		75	0	17.31	17.40	17.43	20.00
	16QAM	1	0	17.46	17.38	17.53	20.00
		1	38	17.29	17.27	17.32	20.00
		1	74	17.30	17.49	17.38	20.00
		36	0	17.28	17.31	17.27	20.00
		36	18	17.26	17.33	17.41	20.00
		36	39	17.25	17.38	17.38	20.00
		75	0	17.23	17.34	17.30	20.00
	64QAM	1	0	17.22	17.28	17.46	20.00
		1	38	17.10	17.10	17.17	20.00
		1	74	17.30	17.20	17.36	20.00
		36	0	17.27	17.19	17.32	20.00
		36	18	17.25	17.24	17.27	20.00
		36	39	17.31	17.39	17.37	20.00
		75	0	17.20	17.35	17.33	20.00
Bandwidth	Modulation	RB size	RB offset	Channel/Frequency (MHz)			Tune-up Limit
				37850/2580	38000/2595	38150/2610	
20MHz	QPSK	1	0	17.27	17.28	17.35	18.00
		1	50	17.29	17.34	17.44	18.00
		1	99	17.32	17.41	17.45	18.00
		50	0	17.24	17.35	17.43	18.00



		50	25	17.30	17.37	17.31	18.00
		50	50	17.34	17.36	17.37	18.00
		100	0	17.28	17.35	17.39	18.00
	16QAM	1	0	17.44	17.34	17.48	18.00
		1	50	17.25	17.25	17.28	18.00
		1	99	17.28	17.46	17.36	18.00
		50	0	17.25	17.27	17.24	18.00
		50	25	17.23	17.31	17.38	18.00
		50	50	17.22	17.33	17.34	18.00
		100	0	17.21	17.30	17.27	18.00
	64QAM	1	0	17.20	17.24	17.41	18.00
		1	50	17.06	17.08	17.13	18.00
		1	99	17.28	17.17	17.34	18.00
		50	0	17.24	17.15	17.29	18.00
		50	25	17.22	17.22	17.24	18.00
		50	50	17.28	17.34	17.33	18.00
100		0	17.18	17.31	17.30	18.00	

LTE TDD Band 41 (Rec off)				Conducted Power(dBm)				
Bandwidth	Modulation	RB allocation	offset	Channel/Frequency(MHz)				Tune-up Limit
				40165/ 2547.5	40515/ 2582.5	40865/ 2617.5	41215/ 2652.5	
5MHz	QPSK	1	0	21.78	21.81	21.77	21.93	22.50
		1	13	21.56	21.64	21.67	21.76	22.50
		1	24	21.53	21.76	21.72	22.08	22.50
		12	0	21.80	22.00	22.05	22.05	22.50
		12	6	21.76	21.99	21.99	22.04	22.50
		12	13	21.93	21.98	21.96	22.08	22.50
		25	0	21.92	21.95	21.99	22.07	22.50
	16QAM	1	0	21.82	21.94	21.93	21.77	22.50
		1	13	21.99	22.02	22.07	21.88	22.50
		1	24	21.92	21.74	21.71	21.82	22.50
		12	0	21.50	21.66	21.65	21.74	22.50
		12	6	21.47	21.90	21.88	21.77	22.50
		12	13	21.50	21.82	21.86	21.78	22.50
		25	0	21.54	21.81	21.75	21.82	22.50
	64QAM	1	0	21.80	21.94	21.95	22.10	22.50
		1	13	21.58	21.98	21.97	21.87	22.50
		1	24	21.76	22.10	22.11	21.95	22.50
		12	0	20.98	21.08	21.11	21.08	21.50
		12	6	20.81	21.24	21.19	21.12	21.50
		12	13	20.75	21.17	21.18	21.07	21.50



Bandwidth	Modulation	RB allocation	offset	Channel/Frequency(MHz)				Tune-up			
				25	0	20.95	20.98		21.02	21.07	21.50
				40190/ 2550	40523/ 2583.3	40856/ 2616.6	41190/ 2650				
10MHz	QPSK	1	0	21.80	21.82	21.78	21.96	22.50			
		1	25	21.59	21.69	21.72	21.80	22.50			
		1	49	21.55	21.80	21.76	22.11	22.50			
		25	0	21.83	22.05	22.10	22.09	22.50			
		25	13	21.79	22.04	22.04	22.08	22.50			
		25	25	21.95	22.02	22.00	22.13	22.50			
		50	0	22.00	21.97	22.01	22.11	22.50			
	16QAM	1	0	21.84	21.97	21.96	21.79	22.50			
		1	25	22.02	22.06	22.11	21.91	22.50			
		1	49	21.95	21.76	21.73	21.85	22.50			
		25	0	21.53	21.71	21.70	21.78	22.50			
		25	13	21.49	21.94	21.92	21.80	22.50			
		25	25	21.53	21.87	21.91	21.82	22.50			
		50	0	21.57	21.86	21.80	21.86	22.50			
	64QAM	1	0	21.82	21.97	21.98	22.12	22.50			
		1	25	21.61	22.02	22.01	21.90	22.50			
		1	49	21.79	22.12	22.13	21.98	22.50			
		25	0	21.01	21.13	21.16	21.12	21.50			
		25	13	20.83	21.28	21.23	21.15	21.50			
		25	25	20.78	21.22	21.23	21.11	21.50			
		50	0	20.98	21.03	21.07	21.11	21.50			
Bandwidth	Modulation	RB allocation	offset	Channel/Frequency(MHz)				Tune-up			
				40215/ 2552.5	40531/ 2584.1	40848/ 2615.8	41165/ 2647.5				
				25	0	20.95	20.98		21.02	21.07	21.50
15MHz	QPSK	1	0	21.79	21.78	21.74	21.94	22.50			
		1	38	21.57	21.68	21.71	21.77	22.50			
		1	74	21.52	21.75	21.71	22.07	22.50			
		36	0	21.81	22.01	22.06	22.06	22.50			
		36	18	21.76	21.99	21.99	22.04	22.50			
		36	39	21.92	21.99	21.97	22.09	22.50			
		75	0	21.98	21.93	21.97	22.06	22.50			
	16QAM	1	0	21.79	21.95	21.94	21.77	22.50			
		1	38	22.00	22.03	22.08	21.89	22.50			
		1	74	21.92	21.72	21.69	21.82	22.50			
		36	0	21.50	21.69	21.68	21.75	22.50			
		36	18	21.46	21.89	21.87	21.76	22.50			
		36	39	21.51	21.83	21.87	21.79	22.50			
		75	0	21.54	21.81	21.75	21.82	22.50			
	64QAM	1	0	21.77	21.95	21.96	22.10	22.50			



Bandwidth	Modulation	RB allocation	offset	Channel/Frequency(MHz)				Tune-up
				40240/ 2555	40540/ 2585	40840/ 2615	41140/ 2645	
		1	38	21.59	21.99	21.98	21.88	22.50
		1	74	21.76	22.08	22.09	21.95	22.50
		36	0	20.98	21.11	21.14	21.09	21.50
		36	18	20.80	21.23	21.18	21.11	21.50
		36	39	20.76	21.18	21.19	21.08	21.50
		75	0	20.95	20.98	21.02	21.07	21.50
20MHz	QPSK	1	0	21.76	21.74	21.70	21.91	22.50
		1	50	21.56	21.64	21.67	21.75	22.50
		1	99	21.50	21.73	21.70	22.04	22.50
		50	0	21.78	21.96	22.01	22.02	22.50
		50	25	21.74	21.95	21.95	22.01	22.50
		50	50	21.89	21.94	21.92	22.05	22.50
		100	0	21.95	21.88	21.92	22.02	22.50
	16QAM	1	0	21.77	21.91	21.90	21.72	22.50
		1	50	21.96	22.01	22.06	21.85	22.50
		1	99	21.90	21.69	21.66	21.80	22.50
		50	0	21.47	21.65	21.64	21.72	22.50
		50	25	21.43	21.87	21.85	21.73	22.50
		50	50	21.48	21.78	21.82	21.75	22.50
		100	0	21.52	21.77	21.71	21.79	22.50
	64QAM	1	0	21.75	21.91	21.92	22.05	22.50
		1	50	21.55	21.97	21.96	21.84	22.50
		1	99	21.74	22.05	22.06	21.93	22.50
		50	0	20.95	21.07	21.10	21.06	21.50
		50	25	20.77	21.21	21.16	21.08	21.50
		50	50	20.73	21.13	21.14	21.04	21.50
		100	0	20.93	20.94	20.98	21.04	21.50

LTE TDD Band 41 rec off+WIFI/BT				Conducted Power(dBm)				Tune-up
Bandwidth	Modulation	RB allocation	offset	Channel/Frequency(MHz)				
				40165/ 2547.5	40515/ 2582.5	40865/ 2617.5	41215/ 2652.5	
5MHz	QPSK	1	0	18.81	18.90	18.87	19.10	19.50
		1	13	18.81	18.91	18.93	18.46	19.50
		1	24	18.93	19.05	19.02	19.17	19.50
		12	0	18.71	18.93	18.97	19.17	19.50
		12	6	18.96	18.90	18.91	19.16	19.50
		12	13	18.92	18.95	18.92	19.19	19.50
		25	0	19.02	18.99	19.00	19.15	19.50



	16QAM	1	0	19.03	18.82	18.83	18.99	19.50
		1	13	18.59	18.80	18.82	18.80	19.50
		1	24	18.76	18.95	18.96	18.89	19.50
		12	0	18.67	18.90	18.86	19.17	19.50
		12	6	18.93	18.92	18.92	19.12	19.50
		12	13	18.87	18.80	18.81	19.18	19.50
		25	0	18.88	18.88	18.86	19.12	19.50
	64QAM	1	0	17.95	18.91	18.93	19.19	19.50
		1	13	18.13	18.76	18.72	18.12	19.50
		1	24	19.11	18.99	19.01	19.13	19.50
		12	0	18.61	18.80	18.80	19.07	19.50
		12	6	19.00	18.88	18.87	19.16	19.50
		12	13	18.66	18.86	18.88	18.99	19.50
		25	0	18.85	18.84	18.85	19.11	19.50
Bandwidth	Modulation	RB allocation	offset	Channel/Frequency(MHz)				Tune-up
				40190/ 2550	40523/ 2583.3	40856/ 2616.6	41190/ 2650	
10MHz	QPSK	1	0	18.83	18.91	18.88	19.13	19.50
		1	25	18.84	18.96	18.98	18.50	19.50
		1	49	18.95	19.09	19.06	19.20	19.50
		25	0	18.74	18.98	19.02	19.21	19.50
		25	13	18.99	18.95	18.96	19.20	19.50
		25	25	18.94	18.99	18.96	19.24	19.50
		50	0	19.10	19.01	19.02	19.19	19.50
	16QAM	1	0	19.05	18.85	18.86	19.01	19.50
		1	25	18.62	18.84	18.86	18.83	19.50
		1	49	18.79	18.97	18.98	18.92	19.50
		25	0	18.70	18.95	18.91	19.21	19.50
		25	13	18.95	18.96	18.96	19.15	19.50
		25	25	18.90	18.85	18.86	19.22	19.50
		50	0	18.91	18.93	18.91	19.16	19.50
	64QAM	1	0	17.97	18.94	18.96	19.21	19.50
		1	25	18.16	18.80	18.76	18.15	19.50
		1	49	19.14	19.01	19.03	19.16	19.50
		25	0	18.64	18.85	18.85	19.11	19.50
		25	13	19.02	18.92	18.91	19.19	19.50
		25	25	18.69	18.91	18.93	19.03	19.50
		50	0	18.88	18.89	18.90	19.15	19.50
Bandwidth	Modulation	RB allocation	offset	Channel/Frequency(MHz)				Tune-up
				40215/ 2552.5	40531/ 2584.1	40848/ 2615.8	41165/ 2647.5	
15MHz	QPSK	1	0	18.82	18.87	18.84	19.11	19.50
		1	38	18.82	18.95	18.97	18.47	19.50



		1	74	18.92	19.04	19.01	19.16	19.50	
		36	0	18.72	18.94	18.98	19.18	19.50	
		36	18	18.96	18.90	18.91	19.16	19.50	
		36	39	18.91	18.96	18.93	19.20	19.50	
		75	0	19.08	18.97	18.98	19.14	19.50	
	16QAM	1	0	19.00	18.83	18.84	18.99	19.50	
		1	38	18.60	18.81	18.83	18.81	19.50	
		1	74	18.76	18.93	18.94	18.89	19.50	
		36	0	18.67	18.93	18.89	19.18	19.50	
		36	18	18.92	18.91	18.91	19.11	19.50	
		36	39	18.88	18.81	18.82	19.19	19.50	
		75	0	18.88	18.88	18.86	19.12	19.50	
	64QAM	1	0	17.92	18.92	18.94	19.19	19.50	
		1	38	18.14	18.77	18.73	18.13	19.50	
		1	74	19.11	18.97	18.99	19.13	19.50	
		36	0	18.61	18.83	18.83	19.08	19.50	
		36	18	18.99	18.87	18.86	19.15	19.50	
		36	39	18.67	18.87	18.89	19.00	19.50	
		75	0	18.85	18.84	18.85	19.11	19.50	
	Bandwidth	Modulation	RB allocation	offset	Channel/Frequency(MHz)				Tune-up
					40240/ 2555	40540/ 2585	40840/ 2615	41140/ 2645	
20MHz	QPSK	1	0	18.79	18.83	18.80	19.08	19.50	
		1	50	18.81	18.91	18.93	18.45	19.50	
		1	99	18.90	19.03	19.00	19.13	19.50	
		50	0	18.69	18.89	18.93	19.14	19.50	
		50	25	18.94	18.86	18.87	19.13	19.50	
		50	50	18.88	18.87	18.88	19.16	19.50	
		100	0	19.05	18.92	18.93	19.10	19.50	
	16QAM	1	0	18.98	18.79	18.80	18.94	19.50	
		1	50	18.56	18.79	18.81	18.77	19.50	
		1	99	18.74	18.90	18.91	18.87	19.50	
		50	0	18.64	18.89	18.85	19.15	19.50	
		50	25	18.89	18.89	18.89	19.08	19.50	
		50	50	18.85	18.76	18.77	19.15	19.50	
		100	0	18.86	18.84	18.82	19.09	19.50	
	64QAM	1	0	17.90	18.88	18.90	19.14	19.50	
		1	50	18.10	18.75	18.71	18.09	19.50	
		1	99	19.09	18.94	18.96	19.11	19.50	
		50	0	18.58	18.79	18.79	19.05	19.50	
		50	25	18.96	18.85	18.84	19.12	19.50	
		50	50	18.64	18.82	18.84	18.96	19.50	
		100	0	18.83	18.80	18.81	19.08	19.50	



9.3.2 LTE CA

9.3.2.1 LTE CA DL

For downlink carrier aggregation, power measurements were performed on the configuration with the highest maximum output power from standalone mode on each ANT.

SAR is not required when downlink carrier aggregation in active uplink maximum output power not more than 1/4dB higher than the maximum output power measured when downlink carrier aggregation inactive.

(Antenna 1)

Original

CA configuration				DL						UL(Mod#=QPSK, MPR=0, 3GPP Rel.#=13)							Note
CA config#.	Bands			PCC		SCC1		SCC2		PCC							
	PCC	SCC1	SCC2	BW (MHz)	CH#.	BW (MHz)	CH#.	BW (MHz)	CH#.	CH#.	RB	Offset	Tune-up	CA inactive	CA active	Delta	
CA_2C(0)	2	2	--	20	801	20	999	--	--	18801	1	50	24.00	23.75	23.80	0.05	full power
	2	2	--	20	801	20	999	--	--	18801	1	50	19.00	18.76	18.75	-0.01	hotspot on
	2	2	--	20	801	20	999	--	--	18801	1	50	23.00	22.60	22.54	-0.06	hotspot off+ sensor on
CA_5B(0)	5	5	--	10	2450	10	2549	--	--	20450	1	25	24.00	23.16	23.19	0.03	full power
CA_7C (0)(1)(2)	7	7	--	20	2850	20	3048	--	--	20850	1	0	24.00	23.56	23.57	0.01	full power
	7	7	--	20	2850	20	3048	--	--	20850	1	99	23.00	22.29	22.18	-0.11	hotspot on
	7	7	--	20	2850	20	3048	--	--	20850	1	99	22.50	21.83	21.74	-0.09	hotspot off+ sensor on
CA_12B(0)	12	12	--	5	5058	10	5130	--	--	23058	1	13	24.00	23.51	23.54	0.03	full power
CA_38C(0)	38	38	--	20	37952	20	38150	--	--	37952	1	99	24.00	23.19	23.23	0.04	full power
CA_41C(0)(1)(2)(3)	41	41	--	20	40942	20	41140	--	--	40942	1	99	24.00	23.31	23.35	0.04	full power
CA_41D(0)	41	41	41	20	40744	20	40942	20	41140	40744	1	99	24.00	23.33	23.39	0.06	full power
CA_2A-5A (0)(1)	2	5	--	20	900	10	2525	--	--	18900	1	50	24.00	23.78	23.74	-0.04	full power
	2	5	--	20	900	10	2525	--	--	18900	1	50	19.00	18.79	18.62	-0.17	hotspot on
	2	5	--	20	900	10	2525	--	--	18900	1	50	23.00	22.61	22.55	-0.06	hotspot off+ sensor on
	5	2	--	10	2450	20	700	--	--	20450	1	25	24.00	23.14	23.24	0.10	full power
CA_2A-12A (0)(1)(2)	2	12	--	20	900	10	5095	--	--	18900	1	50	24.00	23.78	23.74	-0.04	full power
	2	12	--	20	900	10	5095	--	--	18900	1	50	19.00	18.79	18.62	-0.17	hotspot on
	2	12	--	20	900	10	5095	--	--	18900	1	50	23.00	22.58	22.49	-0.09	hotspot off+ sensor on
	12	2	--	10	5130	20	1100	--	--	23130	1	25	24.00	23.56	23.59	0.03	full power
CA_2A-12B(0)	2	12	12	20	900	5	5048	10	5120	18900	1	50	24.00	23.78	23.74	-0.04	full power
	2	12	12	20	900	5	5048	10	5120	18900	1	50	19.00	18.79	18.62	-0.17	hotspot on
	2	12	12	20	900	5	5048	10	5120	18900	1	50	23.00	22.62	22.51	-0.11	hotspot off+ sensor on
	12	12	2	5	5058	10	5130	20	1100	23058	1	13	24.00	23.51	23.58	0.07	full power



CA_2A-17A (0)	2	17	--	10	900	10	5790	--	--	18900	1	25	24.00	23.78	23.74	-0.04	full power
	2	17	--	10	900	10	5790	--	--	18900	1	25	19.00	18.79	18.62	-0.17	hotspot on
	2	17	--	10	900	10	5790	--	--	18900	1	25	23.00	22.64	22.58	-0.06	hotspot off+ sensor on
	17	2	--	10	5780	20	700	--	--	23780	1	0	24.00	23.54	23.61	0.07	full power
CA_4A-5A (0)(1)	4	5	--	20	2050	10	2450	--	--	20050	1	0	24.00	23.63	23.69	0.06	full power
	4	5	--	20	2050	10	2450	--	--	20050	1	0	24.00	23.63	23.69	0.06	full power
	4	5	--	20	2050	10	2450	--	--	20050	1	0	24.00	23.63	23.69	0.06	full power
	5	4	--	10	2450	20	2050	--	--	20450	1	25	24.00	23.14	23.19	0.05	full power
CA_4A-12A (0)(1)(2)(3)(4)(5)	4	12	--	20	2050	10	5060	--	--	20050	1	0	24.00	23.63	23.74	0.11	full power
	4	12	--	20	2050	10	5060	--	--	20050	1	0	18.50	18.20	18.06	-0.14	hotspot on
	4	12	--	20	2050	10	5060	--	--	20050	1	0	22.00	21.22	21.18	-0.04	hotspot off+ sensor on
	4	12	12	20	2050	5	5038	10	5110	20050	1	0	24.00	23.63	23.74	0.11	full power
CA_4A-12B(0)	4	12	12	20	2050	5	5038	10	5110	20050	1	0	18.50	18.20	18.06	-0.14	hotspot on
	4	12	12	20	2050	5	5038	10	5110	20050	1	0	22.00	21.22	21.18	-0.04	hotspot off+ sensor on
	4	17	--	10	2000	10	5780	--	--	20000	1	0	24.00	23.63	23.74	0.11	full power
CA_4A-17A (0)	4	17	--	10	2000	10	5780	--	--	20000	1	0	18.50	18.20	18.06	-0.14	hotspot on
	4	17	--	10	2000	10	5780	--	--	20000	1	0	22.00	21.22	21.18	-0.04	hotspot off+ sensor on
	4	17	--	10	2000	10	5780	--	--	20000	1	0	22.00	21.22	21.18	-0.04	hotspot off+ sensor on
CA_5A-7A (0)(1)	5	7	--	10	2450	20	2850	--	--	20450	1	25	24.00	23.14	23.20	0.06	full power
	7	5	--	20	2850	10	2450	--	--	20850	1	0	24.00	23.61	23.70	0.09	full power
	7	5	--	20	2850	10	2450	--	--	20850	1	99	23.00	22.29	22.18	-0.11	hotspot on
	7	5	--	20	2850	10	2450	--	--	20850	1	99	22.50	21.83	21.74	-0.09	hotspot off+ sensor on
CA_7A-12A (0)	7	12	--	20	2850	10	5060	--	--	20850	1	0	24.00	23.61	23.59	-0.02	full power
	7	12	--	20	2850	10	5060	--	--	20850	1	99	23.00	22.29	22.18	-0.11	hotspot on
	7	12	--	20	2850	10	5060	--	--	20850	1	99	22.50	21.83	21.74	-0.09	hotspot off+ sensor on
	12	7	--	10	5130	20	3350	--	--	23130	1	25	24.00	23.56	23.52	-0.04	full power

Variant B

CA configuration				DL						UL(Mod#=QPSK, MPR=0, 3GPP Rel.#=13)							Note
CA config#.	Bands			PCC		SCC1		SCC2		PCC							
	PC C	SC C1	SC C2	BW (MHz)	CH#.	BW (MHz)	CH#.	BW (MHz)	CH#.	CH#.	R B	Offs et	Tune- up	CA inactive	CAact ive	Delta	
CA_2C(0)	2	2	--	20	801	20	999	--	--	18801	1	50	22.50	22.11	22.08	-0.03	hotspot off +sensor on
CA_2A-5A(0) (1)	2	5	--	20	900	10	2525	--	--	18900	1	50	22.50	22.10	22.10	0.00	hotspot off +sensor on
CA_2A-12A (0)(1)(2)	2	12	--	20	900	10	5095	--	--	18900	1	50	22.50	22.12	22.11	-0.01	hotspot off +sensor on



CA_2A-12B(0)	2	12	12	20	900	5	5048	10	5120	18900	1	50	22.50	22.15	22.08	-0.07	hotspot off+ sensor on
CA_2A-17A(0)	2	17	--	10	900	10	5790	--	--	18900	1	25	22.50	22.13	22.12	-0.01	hotspot off +sensor on

(Antenna 2)

Original

CA configuration				DL						UL(Mod#=QPSK, MPR=0, 3GPP Rel.#=13)							Note
CA config#.	Bands			PCC		SCC1		SCC2		PCC							
	PCC	SCC1	SCC2	BW (MHz)	CH#.	BW (MHz)	CH#.	BW (MHz)	CH#.	CH#.	RB	Offset	Tune-up	CA inactive	CA active	Delta	
CA_2C(0)	2	2	--	20	801	20	999	--	--	18801	1	0	20.00	19.46	19.37	-0.09	rec on+left head
	2	2	--	20	700	20	898	--	--	18700	1	99	17.50	16.93	16.81	-0.12	rec on+ right head
	2	2	--	20	1100	20	902	--	--	19100	1	99	17.50	16.78	16.60	-0.18	rec on+left head+ Wi-Fi on
	2	2	--	20	1100	20	902	--	--	19100	1	99	14.00	13.67	13.62	-0.05	rec on+right head+Wi-Fi on
	2	2	--	20	801	20	999	--	--	18801	1	0	22.50	22.00	21.97	-0.03	rec off
	2	2	--	20	801	20	999	--	--	18801	1	0	19.50	18.78	18.77	-0.01	rec of+Wi-Fi on
CA_5B(0)	5	5	--	10	2600	10	2528	--	--	20600	1	49	20.50	19.98	19.94	-0.04	rec on+left head
	5	5	--	10	2600	10	2528	--	--	20600	1	49	20.00	19.35	19.34	-0.01	rec on+right head
	5	5	--	10	2600	10	2528	--	--	20600	1	49	17.50	16.90	16.93	0.03	rec on+left head+Wi-Fi on
	5	5	--	10	2600	10	2528	--	--	20600	1	49	17.00	16.55	16.54	-0.01	rec on+right head+Wi-Fi on
	5	5	--	10	2600	10	2528	--	--	20600	1	49	23.50	22.98	22.94	-0.04	rec off
	5	5	--	10	2600	10	2528	--	--	20600	1	0	20.50	19.86	19.85	-0.01	rec of+Wi-Fi on
CA_7C(0)(1)(2)	7	7	--	20	2850	20	3048	--	--	20850	1	50	21.00	20.53	20.48	-0.05	rec on+left head
	7	7	--	20	3350	20	3152	--	--	21350	1	0	16.00	15.35	15.34	-0.01	rec on+right head
	7	7	--	20	3350	20	3152	--	--	21350	1	50	18.00	17.65	17.70	0.05	rec on+left head+Wi-Fi on
	7	7	--	20	3350	20	3152	--	--	21350	1	50	13.00	12.42	12.38	-0.04	rec on+right head+Wi-Fi on
	7	7	--	20	2850	20	3048	--	--	20850	1	0	21.00	20.49	20.47	-0.02	rec off
	7	7	--	20	2850	20	3048	--	--	20850	1	50	18.00	17.41	17.44	0.03	rec of+Wi-Fi on
CA_12B(0)	12	12	--	10	5130	5	5058	--	--	23130	1	0	22.50	22.03	22.02	-0.01	rec on+left head
	12	12	--	10	5130	5	5058	--	--	23130	1	0	22.50	22.03	22.00	-0.03	rec on+right



																	head
	12	12	--	10	5130	5	5058	--	--	23130	1	0	19.50	19.06	19.10	0.04	rec on+left head+Wi-Fi on
	12	12	--	10	5130	5	5058	--	--	23130	1	0	19.50	18.99	18.97	-0.02	rec on+right head+Wi-Fi on
	12	12	--	10	5130	5	5058	--	--	23130	1	0	23.50	22.99	22.98	-0.01	rec off
	12	12	--	10	5060	5	5132	--	--	23060	1	49	20.50	19.87	19.92	0.05	rec of+Wi-Fi on
CA_38C(0)	38	38	--	20	38150	20	37952	--	--	38150	1	99	22.00	21.44	21.42	-0.02	rec on+left head
	38	38	--	20	38150	20	37952	--	--	38150	1	0	16.00	15.66	15.61	-0.05	rec on+right head
	38	38	--	20	38150	20	37952	--	--	38150	1	99	18.00	17.27	17.26	-0.01	rec on+left head+Wi-Fi on
	38	38	--	20	37850	20	38048	--	--	37850	1	50	12.00	11.61	11.58	-0.03	rec on+right head+Wi-Fi on
	38	38	--	20	37901	20	38099	--	--	37901	1	99	24.00	23.12	23.18	0.06	rec off
	38	38	--	20	38150	20	37952	--	--	38150	1	50	20.00	19.17	19.12	-0.05	rec of+Wi-Fi on
CA_41C(0)(1)(2)(3)	41	41	--	20	41140	20	40942	--	--	41140	1	99	23.00	22.53	22.49	-0.04	rec on+left head
	41	41	--	20	41140	20	40942	--	--	41140	1	99	17.00	16.35	16.34	-0.01	rec on+right head
	41	41	--	20	41140	20	40942	--	--	41140	1	50	20.00	19.43	19.40	-0.03	rec on+left head+Wi-Fi on
	41	41	--	20	41140	20	40942	--	--	41140	1	0	14.50	13.95	13.93	-0.02	rec on+right head+Wi-Fi on
	41	41	--	20	41140	20	40942	--	--	41140	1	99	24.50	23.94	23.97	0.03	rec off
	41	41	--	20	41140	20	40942	--	--	41140	1	99	21.50	20.91	20.87	-0.04	rec of+Wi-Fi on
CA_41D(0)	41	41	41	20	41140	20	40942	20	40744	41140	1	99	23.00	22.53	22.52	-0.01	rec on+left head
	41	41	41	20	41140	20	40942	20	40744	41140	1	99	17.00	16.35	16.32	-0.03	rec on+right head
	41	41	41	20	41140	20	40942	20	40744	41140	1	50	20.00	19.43	19.41	-0.02	rec on+left head+Wi-Fi on
	41	41	41	20	41140	20	40942	20	40744	41140	1	0	14.50	13.95	13.90	-0.05	rec on+right head+Wi-Fi on
	41	41	41	20	41140	20	40942	20	40744	41140	1	99	24.50	23.94	23.91	-0.03	rec off
	41	41	41	20	41140	20	40942	20	40744	41140	1	99	21.50	20.91	20.90	-0.01	rec of+Wi-Fi on
CA_2A-5A(0)(1)	2	5	--	20	900	10	2525	--	--	18900	1	0	20.00	19.50	19.36	-0.14	rec on+left head
	2	5	--	20	700	10	2450	--	--	18700	1	99	17.50	16.93	16.84	-0.09	rec on+right head
	2	5	--	20	1100	10	2600	--	--	19100	1	99	17.50	16.78	16.57	-0.21	rec on+left head+Wi-Fi on
	2	5	--	20	1100	10	2600	--	--	19100	1	99	14.00	13.67	13.61	-0.06	rec on+right



																	head+Wi-Fi on
	2	5	--	20	900	10	2525	--	--	18900	1	0	22.50	21.83	21.81	-0.02	rec off
	2	5	--	20	900	10	2525	--	--	18900	1	0	19.50	18.80	18.75	-0.05	rec of+Wi-Fi on
	5	2	--	10	2600	20	1100	--	--	20600	1	49	20.50	19.98	19.97	-0.01	rec on+left head
	5	2	--	10	2600	20	1100	--	--	20600	1	49	20.00	19.35	19.40	0.05	rec on+right head
	5	2	--	10	2600	20	1100	--	--	20600	1	49	17.50	16.90	16.89	-0.01	rec on+left head+Wi-Fi on
	5	2	--	10	2600	20	1100	--	--	20600	1	49	17.00	16.55	16.51	-0.04	rec on+right head+Wi-Fi on
	5	2	--	10	2600	20	1100	--	--	20600	1	49	23.50	22.98	22.96	-0.02	rec off
	5	2	--	10	2600	20	1100	--	--	20600	1	0	20.50	19.86	19.85	-0.01	rec of+Wi-Fi on
CA_2A-12 A (0)(1)(2)	2	12	--	20	900	10	5095	--	--	18900	1	0	20.00	19.50	19.38	-0.12	rec on+left head
	2	12	--	20	700	10	5060	--	--	18700	1	99	17.50	16.93	16.89	-0.04	rec on+right head
	2	12	--	20	1100	10	5130	--	--	19100	1	99	17.50	16.78	16.60	-0.18	rec on+left head+Wi-Fi on
	2	12	--	20	1100	10	5130	--	--	19100	1	99	14.00	13.67	13.62	-0.05	rec on+right head+Wi-Fi on
	2	12	--	20	900	10	5095	--	--	18900	1	0	22.50	21.83	21.85	0.02	rec off
	2	12	--	20	900	10	5095	--	--	18900	1	0	19.50	18.80	18.77	-0.03	rec of+Wi-Fi on
	12	2	--	10	5130	20	1100	--	--	23130	1	0	22.50	22.03	22.01	-0.02	rec on+left head
	12	2	--	10	5130	20	1100	--	--	23130	1	0	22.50	22.03	21.98	-0.05	rec on+right head
	12	2	--	10	5130	20	1100	--	--	23130	1	0	19.50	19.06	19.11	0.05	rec on+left head+Wi-Fi on
	12	2	--	10	5130	20	1100	--	--	23130	1	0	19.50	18.99	18.98	-0.01	rec on+right head+Wi-Fi on
	12	2	--	10	5130	20	1100	--	--	23130	1	0	23.50	22.99	22.97	-0.02	rec off
	12	2	--	10	5060	20	700	--	--	23060	1	49	20.50	19.87	19.82	-0.05	rec of+Wi-Fi on
CA_2A-12 B(0)	2	12	12	20	900	5	5048	10	5120	18900	1	0	20.00	19.50	19.35	-0.15	rec on+left head
	2	12	12	20	700	5	5038	10	5110	18700	1	99	17.50	16.93	16.80	-0.13	rec on+right head
	2	12	12	20	1100	5	5058	10	5130	19100	1	99	17.50	16.78	16.56	-0.22	rec on+left head+Wi-Fi on
	2	12	12	20	1100	5	5058	10	5130	19100	1	99	14.00	13.67	13.60	-0.07	rec on+right head+Wi-Fi on
	2	12	12	20	900	5	5048	10	5120	18900	1	0	22.50	21.83	21.92	0.09	rec off
	2	12	12	20	900	5	5048	10	5120	18900	1	0	19.50	18.80	18.74	-0.06	rec of+Wi-Fi on
	12	12	2	10	5130	5	5058	20	1100	23130	1	0	22.50	22.03	22.02	-0.01	rec on+left



																	head
	12	12	2	10	5130	5	5058	20	1100	23130	1	0	22.50	22.03	21.99	-0.04	rec on+right head
	12	12	2	10	5130	5	5058	20	1100	23130	1	0	19.50	19.06	19.04	-0.02	rec on+left head+Wi-Fi on
	12	12	2	10	5130	5	5058	20	1100	23130	1	0	19.50	18.99	18.98	-0.01	rec on+right head+Wi-Fi on
	12	12	2	10	5130	5	5058	20	1100	23130	1	0	23.50	22.99	23.03	0.04	rec off
	12	12	2	10	5060	5	5132	20	700	23060	1	49	20.50	19.87	19.86	-0.01	rec of+Wi-Fi on
CA_2A-17 A(0)	2	17	--	20	900	10	5790	--	--	18900	1	0	20.00	19.50	19.33	-0.17	rec on+left head
	2	17	--	20	700	10	5780	--	--	18700	1	99	17.50	16.93	16.88	-0.05	rec on+right head
	2	17	--	20	1100	10	5800	--	--	19100	1	99	17.50	16.78	16.56	-0.22	rec on+left head+Wi-Fi on
	2	17	--	20	1100	10	5800	--	--	19100	1	99	14.00	13.67	13.61	-0.06	rec on+right head+Wi-Fi on
	2	17	--	20	900	10	5790	--	--	18900	1	0	22.50	21.83	21.80	-0.03	rec off
	2	17	--	20	900	10	5790	--	--	18900	1	0	19.50	18.80	18.76	-0.04	rec of+Wi-Fi on
	17	2	--	10	5780	20	700	--	--	23780	1	49	22.50	22.00	21.97	-0.03	rec on+left head
	17	2	--	10	5780	20	700	--	--	23780	1	49	22.50	22.00	21.96	-0.04	rec on+right head
	17	2	--	10	5780	20	700	--	--	23780	1	49	19.50	18.96	19.02	0.06	rec on+left head+Wi-Fi on
	17	2	--	10	5780	20	700	--	--	23780	1	49	19.50	18.97	18.92	-0.05	rec on+right head+Wi-Fi on
	17	2	--	10	5780	20	700	--	--	23780	1	49	23.50	22.76	22.75	-0.01	rec off
	17	2	--	10	5780	20	700	--	--	23780	1	49	20.50	20.16	20.13	-0.03	rec of+Wi-Fi on
CA_4A-5A (0)(1)	4	5	--	20	2050	10	2450	--	--	20050	1	0	20.50	19.90	19.94	0.04	rec on+left head
	4	5	--	20	2050	10	2450	--	--	20050	1	0	18.00	17.22	17.20	-0.02	rec on+right head
	4	5	--	20	2175	10	2525	--	--	20175	1	0	17.50	16.97	16.92	-0.05	rec on+left head+Wi-Fi on
	4	5	--	20	2175	10	2525	--	--	20175	1	99	15.50	15.11	15.08	-0.03	rec on+right head+Wi-Fi on
	4	5	--	20	2050	10	2450	--	--	20050	1	0	23.80	23.26	23.25	-0.01	rec off
	4	5	--	20	2050	10	2450	--	--	20050	1	0	21.00	20.12	20.10	-0.02	rec of+Wi-Fi on
	5	4	--	10	2600	20	2300	--	--	20600	1	49	20.50	19.98	20.01	0.03	rec on+left head
	5	4	--	10	2600	20	2300	--	--	20600	1	49	20.00	19.35	19.32	-0.03	rec on+right head
5	4	--	10	2600	20	2300	--	--	20600	1	49	17.50	16.90	16.89	-0.01	rec on+left	



																	head+Wi-Fi on
	5	4	--	10	2600	20	2300	--	--	20600	1	49	17.00	16.55	16.51	-0.04	rec on+right head+Wi-Fi on
	5	4	--	10	2600	20	2300	--	--	20600	1	49	23.50	22.98	23.04	0.06	rec off
	5	4	--	10	2600	20	2300	--	--	20600	1	0	20.50	19.86	19.85	-0.01	rec of+Wi-Fi on
CA_4A-12 A (0)(1)(2) (3)(4)(5)	4	12	--	20	2050	10	5060	--	--	20050	1	0	20.50	19.90	19.87	-0.03	rec on+left head
	4	12	--	20	2050	10	5060	--	--	20050	1	0	18.00	17.22	17.21	-0.01	rec on+right head
	4	12	--	20	2175	10	5095	--	--	20175	1	0	17.50	16.97	16.93	-0.04	rec on+left head+Wi-Fi on
	4	12	--	20	2175	10	5095	--	--	20175	1	99	15.50	15.11	15.17	0.06	rec on+right head+Wi-Fi on
	4	12	--	20	2050	10	5060	--	--	20050	1	0	23.80	23.26	23.23	-0.03	rec off
	4	12	--	20	2050	10	5060	--	--	20050	1	0	21.00	20.12	20.10	-0.02	rec of+Wi-Fi on
CA_4A-12 B(0)	4	12	12	20	2050	5	5038	10	5110	20050	1	0	20.50	19.90	19.85	-0.05	rec on+left head
	4	12	12	20	2050	5	5038	10	5110	20050	1	0	18.00	17.22	17.29	0.07	rec on+right head
	4	12	12	20	2175	5	5048	10	5120	20175	1	0	17.50	16.97	16.94	-0.03	rec on+left head+Wi-Fi on
	4	12	12	20	2175	5	5048	10	5120	20175	1	99	15.50	15.11	15.09	-0.02	rec on+right head+Wi-Fi on
	4	12	12	20	2050	5	5038	10	5110	20050	1	0	23.80	23.26	23.21	-0.05	rec off
	4	12	12	20	2050	5	5038	10	5110	20050	1	0	21.00	20.12	20.08	-0.04	rec of+Wi-Fi on
CA_4A-17 A(0)	4	17	--	20	2050	10	5780	--	--	20050	1	0	20.50	19.90	19.89	-0.01	rec on+left head
	4	17	--	20	2050	10	5780	--	--	20050	1	0	18.00	17.22	17.19	-0.03	rec on+right head
	4	17	--	20	2175	10	5790	--	--	20175	1	0	17.50	16.97	16.95	-0.02	rec on+left head+Wi-Fi on
	4	17	--	20	2175	10	5790	--	--	20175	1	99	15.50	15.11	15.14	0.03	rec on+right head+Wi-Fi on
	4	17	--	20	2050	10	5780	--	--	20050	1	0	23.80	23.26	23.22	-0.04	rec off
	4	17	--	20	2050	10	5780	--	--	20050	1	0	21.00	20.12	20.11	-0.01	rec of+Wi-Fi on
CA_5A-7A (0)(1)	5	7	--	10	2600	20	3350	--	--	20600	1	49	20.50	19.98	19.95	-0.03	rec on+left head
	5	7	--	10	2600	20	3350	--	--	20600	1	49	20.00	19.35	19.31	-0.04	rec on+right head
	5	7	--	10	2600	20	3350	--	--	20600	1	49	17.50	16.90	16.89	-0.01	rec on+left head+Wi-Fi on
	5	7	--	10	2600	20	3350	--	--	20600	1	49	17.00	16.55	16.50	-0.05	rec on+right head+Wi-Fi on
	5	7	--	10	2600	20	3350	--	--	20600	1	49	23.50	22.98	23.05	0.07	rec off



	5	7	--	10	2600	20	3350	--	--	20600	1	0	20.50	19.86	19.82	-0.04	rec of+Wi-Fi on
	7	5	--	20	2850	10	2450	--	--	20850	1	50	21.00	20.53	20.52	-0.01	rec on+left head
	7	5	--	20	3350	10	2450	--	--	21350	1	0	16.00	15.35	15.30	-0.05	rec on+right head
	7	5	--	20	3350	10	2450	--	--	21350	1	50	18.00	17.65	17.64	-0.01	rec on+left head+Wi-Fi on
	7	5	--	20	3350	10	2450	--	--	21350	1	50	13.00	12.42	12.47	0.05	rec on+right head+Wi-Fi on
	7	5	--	20	2850	10	2450	--	--	20850	1	0	21.00	20.49	20.42	-0.07	rec off
	7	5	--	20	2850	10	2450	--	--	20850	1	50	18.00	17.41	17.37	-0.04	rec of+Wi-Fi on
CA_7A-12 A(0)	7	12	--	20	2850	10	5060	--	--	20850	1	50	21.00	20.53	20.43	-0.10	rec on+left head
	7	12	--	20	3350	10	5060	--	--	21350	1	0	16.00	15.35	15.33	-0.02	rec on+right head
	7	12	--	20	3350	10	5060	--	--	21350	1	50	18.00	17.65	17.59	-0.06	rec on+left head+Wi-Fi on
	7	12	--	20	3350	10	5060	--	--	21350	1	50	13.00	12.42	12.48	0.06	rec on+right head+Wi-Fi on
	7	12	--	20	2850	10	5060	--	--	20850	1	0	21.00	20.49	20.44	-0.05	rec off
	7	12	--	20	2850	10	5060	--	--	20850	1	50	18.00	17.41	17.37	-0.04	rec of+Wi-Fi on
	12	7	--	10	5130	20	3350	--	--	23130	1	0	22.50	22.03	22.10	0.07	rec on+left head
	12	7	--	10	5130	20	3350	--	--	23130	1	0	22.50	22.03	22.00	-0.03	rec on+right head
	12	7	--	10	5130	20	3350	--	--	23130	1	0	19.50	19.06	19.04	-0.02	rec on+left head+Wi-Fi on
	12	7	--	10	5130	20	3350	--	--	23130	1	0	19.50	18.99	19.02	0.03	rec on+right head+Wi-Fi on
	12	7	--	10	5130	20	3350	--	--	23130	1	0	23.50	22.99	22.95	-0.04	rec off
	12	7	--	10	5060	20	2850	--	--	23060	1	49	20.50	19.87	19.86	-0.01	rec of+Wi-Fi on

Variant B

CA configuration				DL						UL(Mod#=QPSK, MPR=0, 3GPP Rel.#=13)							Note
CA config#.	Bands			PCC		SCC1		SCC2		PCC							
	PC C	SC C1	SCC2	BW (MHz)	CH#.	BW (MHz)	CH#.	BW (MHz)	CH#.	CH#.	RB	Off set	Tune-up	CA inactive	CA active	Delta	
CA_2C (0)	2	2	--	20	801	20	999	--	--	18801	1	0	22.00	21.62	21.56	-0.06	rec off
	2	2	--	20	801	20	999	--	--	18801	1	0	19.00	18.37	18.38	0.01	rec of+ Wi-Fi on
CA_38C (0)	38	38	--	20	37901	20	38099	--	--	37901	1	99	22.00	21.50	21.53	0.03	rec off
	38	38	--	20	38150	20	37952	--	--	38150	1	50	18.00	17.51	17.50	-0.01	rec of+ Wi-Fi on
CA_41C (0)(1)(2)(3)	41	41	--	20	41140	20	40942	--	--	41140	1	99	22.50	22.21	22.21	0.00	rec off
	41	41	--	20	41140	20	40942	--	--	41140	1	99	19.50	19.15	19.13	-0.02	rec of+ Wi-Fi on



CA_41D(0)	41	41	41	20	41140	20	40942	20	40744	41140	1	99	22.50	22.22	22.16	-0.06	rec off
	41	41	41	20	41140	20	40942	20	40744	41140	1	99	19.50	19.15	19.18	0.03	rec of+Wi-Fi on
CA_2A-5A (0)(1)	2	5	--	20	900	10	2525	--	--	18900	1	0	22.00	21.44	21.43	-0.01	rec off
	2	5	--	20	900	10	2525	--	--	18900	1	0	19.00	18.42	18.34	-0.08	rec of+ Wi-Fi on
CA_2A-12A (0)(1)(2)	2	12	--	20	900	10	5095	--	--	18900	1	0	22.00	21.43	21.46	0.03	rec off
	2	12	--	20	900	10	5095	--	--	18900	1	0	19.00	18.43	18.37	-0.06	rec of+ Wi-Fi on
CA_2A-12B(0)	2	12	12	20	900	5	5048	10	5120	18900	1	0	22.00	21.42	21.55	0.13	rec off
	2	12	12	20	900	5	5048	10	5120	18900	1	0	19.00	18.41	18.36	-0.05	rec of+Wi-Fi on
CA_2A-17A (0)	2	17	--	20	900	10	5790	--	--	18900	1	0	22.00	21.45	21.39	-0.06	rec off
	2	17	--	20	900	10	5790	--	--	18900	1	0	19.00	18.38	18.34	-0.04	rec of+ Wi-Fi on



9.3.2.2 LTE CA UL

For uplink carrier aggregation, SAR shall be tested based on the worst-case SAR configuration determined from standalone SAR testing result, and the channel BW, channel number, RB allocation, etc. would be selected to allow contiguous CA of PCC and SCC.

UL CA power measurements were performed for each ANT at with QPSK modulation based on the worst-case standalone mode, in all cases the UL CA power is less or equal to the standalone power.

(Antenna 1)

UL CA_2C Intra-band contiguous power for SAR testing (Refer to Section 10.3 Table 22)

RF exposure conditions	CA configuration		DL		UL(Mod#=QPSK, MPR=0, 3GPP Rel.#=13)														
	CA config#.	Band		PCC	SCC1	PCC					SCC1					Tune-up (dBm)	Meas.Power(dBm)		
		PCC	SCC1	CH#.	CH#.	BW (MHz)	CH#.	Freq. (MHz)	RB	offset	BW (MHz)	CH#.	Freq. (MHz)	RB	offset		CA inactive	CA active	Delta
Head& body-worn	CA_2C(0) full power	2C	2C	700	898	20	18700	1860	1	99	20	18898	1879.8	1	0	24.00	23.72	23.65	-0.07
		2C	2C	900	1098	20	18900	1880	1	99	20	19098	1899.8	1	0	24.00	23.75	23.70	-0.05
		2C	2C	1100	902	20	19100	1900	1	0	20	18902	1880.2	1	99	24.00	23.73	23.63	-0.10
hotspot	CA_2C(0) hotspot on	2C	2C	700	898	20	18700	1860	50%	50	20	18898	1879.8	50%	0	19.00	18.70	18.55	-0.15
		2C	2C	900	1098	20	18900	1880	50%	50	20	19098	1899.8	50%	0	19.00	18.70	18.64	-0.06
		2C	2C	1100	902	20	19100	1900	50%	0	20	18902	1880.2	50%	50	19.00	18.66	18.58	-0.08
Product Specific 10-g SAR	CA_2C(0) hotspot off +sensor on	2C	2C	700	898	20	18700	1860	50%	50	20	18898	1879.8	50%	0	22.50	21.91	21.84	-0.07
		2C	2C	900	1098	20	18900	1880	50%	50	20	19098	1899.8	50%	0	22.50	21.92	21.88	-0.04
		2C	2C	1100	902	20	19100	1900	50%	0	20	18902	1880.2	50%	50	22.50	21.95	21.87	-0.08

UL CA_7C Intra-band contiguous power for SAR testing (Refer to Section 10.3 Table 25)

RF exposure conditions	CA configuration		DL		UL(Mod#=QPSK, MPR=0, 3GPP Rel.#=13)														
	CA config#.	Band		PCC	SCC1	PCC					SCC1					Tune-up (dBm)	Meas.Power(dBm)		
		PCC	SCC1	CH#.	CH#.	BW (MHz)	CH#.	Freq. (MHz)	RB	offset	BW (MHz)	CH#.	Freq. (MHz)	RB	offset		CA inactive	CA active	Delta
Head& body-worn	CA_7C(0) (1)(2) full power	7C	7C	2850	3048	20	20850	2510	1	99	20	21048	2529.8	1	0	24.00	23.59	23.37	-0.22
		7C	7C	3100	3298	20	21100	2535	1	99	20	21298	2554.8	1	0	24.00	23.46	23.23	-0.23
		7C	7C	3350	3152	20	21350	2560	1	0	20	21152	2540.2	1	99	24.00	23.39	23.16	-0.23
hotspot	CA_7C(0) (1)(2) hotspot on	7C	7C	2850	3048	20	20850	2510	1	99	20	21048	2529.8	1	0	23.00	22.41	22.20	-0.21
		7C	7C	3100	3298	20	21100	2535	1	99	20	21298	2554.8	1	0	23.00	22.27	22.03	-0.24
		7C	7C	3350	3152	20	21350	2560	1	0	20	21152	2540.2	1	99	23.00	22.34	22.12	-0.22
Product Specific 10-g SAR	CA_7C(0) (1)(2) hotspot off +sensor on	7C	7C	2850	3048	20	20850	2510	1	99	20	21048	2529.8	1	0	22.50	21.83	21.62	-0.21
		7C	7C	3100	3298	20	21100	2535	1	99	20	21298	2554.8	1	0	22.50	21.64	21.40	-0.24
		7C	7C	3350	3152	20	21350	2560	1	0	20	21152	2540.2	1	99	22.50	21.67	21.46	-0.21



UL CA_38C Intra-band contiguous power for SAR testing (Refer to Section 10.3 Table 29)

RF exposure conditions	CA configuration		DL		UL(Mod#=QPSK, MPR=0, 3GPP Rel.#=13)												Meas.Power(dBm)		
	CA config#.	Band		PCC	SCC1	PCC					SCC1					Tune-u p (dBm)	CA inactive	CA active	Delta
		PCC	SCC1	CH#.	CH#.	BW (MHz)	CH#.	Freq. (MHz)	RB	offset	BW (MHz)	CH#.	Freq. (MHz)	RB	offset				
Head& body-worn & hotspot	CA_38C (0)	38C	38C	37850	38048	20	37850	2580	1	99	20	38048	2599.8	1	0	24.00	22.94	22.81	-0.13
		38C	38C	37901	38099	20	37901	2585.1	1	99	20	38099	2604.9	1	0	24.00	23.01	22.95	-0.06
		38C	38C	38150	37952	20	38150	2610	1	0	20	37952	2590.2	1	99	24.00	23.07	23.02	-0.05

UL CA_41C Intra-band contiguous power for SAR testing (Refer to Section 10.3 Table 30)

RF exposure conditions	CA configuration		DL		UL(Mod#=QPSK, MPR=0, 3GPP Rel.#=13)												Meas.Power(dBm)		
	CA config#.	Band		PCC	SCC1	PCC					SCC1					Tune-u p (dBm)	CA inactive	CA active	Delta
		PCC	SCC1	CH#.	CH#.	BW (MHz)	CH#.	Freq. (MHz)	RB	offset	BW (MHz)	CH#.	Freq. (MHz)	RB	offset				
Head& body-worn & hotspot	CA_41C (0)(1)(2)(3)	41C	41C	40240	40438	20	40240	2555	1	99	20	40438	2574.8	1	0	24.00	23.13	22.92	-0.21
		41C	41C	40540	40738	20	40540	2585	1	99	20	40738	2604.8	1	0	24.00	23.21	22.97	-0.24
		41C	41C	40840	41038	20	40840	2615	1	99	20	41038	2634.8	1	0	24.00	23.24	23.02	-0.22
		41C	41C	41140	40942	20	41140	2645	1	0	20	40942	2625.2	1	99	24.00	23.26	23.05	-0.21

(Antenna 2)

UL CA_2C Intra-band contiguous power for SAR testing (Refer to Section 10.3 Table 36)

RF exposure conditions	CA configuration		DL		UL(Mod#=QPSK, MPR=0, 3GPP Rel.#=13)												Meas.Power(dBm)		
	CA config#.	Band		PCC	SCC1	PCC					SCC1					Tune-up (dBm)	CA inactive	CA active	Delta
		PCC	SCC1	CH#.	CH#.	BW (MHz)	CH#.	Freq. (MHz)	RB	offset	BW (MHz)	CH#.	Freq. (MHz)	RB	offset				
Head	CA_2C(0) rec on+left head	2C	2C	700	898	20	18700	1860	1	99	20	18898	1879.8	1	0	20.00	19.54	19.49	-0.05
		2C	2C	900	1098	20	18900	1880	1	99	20	19098	1899.8	1	0	20.00	19.49	19.48	-0.01
		2C	2C	1100	902	20	19100	1900	1	0	20	18902	1880.2	1	99	20.00	19.62	19.59	-0.03
	CA_2C(0) rec on+right head	2C	2C	700	898	20	18700	1860	1	99	20	18898	1879.8	1	0	17.50	16.93	16.89	-0.04
		2C	2C	900	1098	20	18900	1880	1	99	20	19098	1899.8	1	0	17.50	16.74	16.72	-0.02
		2C	2C	1100	902	20	19100	1900	1	0	20	18902	1880.2	1	99	17.50	16.82	16.80	-0.02
	CA_2C(0) rec on+left head +Wi-Fi on	2C	2C	700	898	20	18700	1860	1	99	20	18898	1879.8	1	0	17.50	16.55	16.50	-0.05
		2C	2C	900	1098	20	18900	1880	1	99	20	19098	1899.8	1	0	17.50	16.56	16.52	-0.04
		2C	2C	1100	902	20	19100	1900	1	0	20	18902	1880.2	1	99	17.50	16.57	16.56	-0.01
	CA_2C(0) rec on+right head +Wi-Fi on	2C	2C	700	898	20	18700	1860	1	99	20	18898	1879.8	1	0	14.00	13.61	13.58	-0.03
		2C	2C	900	1098	20	18900	1880	1	99	20	19098	1899.8	1	0	14.00	13.58	13.57	-0.01
		2C	2C	1100	902	20	19100	1900	1	0	20	18902	1880.2	1	99	14.00	13.61	13.56	-0.05
body-worn	CA_2C(0) rec off	2C	2C	700	898	20	18700	1860	50%	50	20	18898	1879.8	50%	0	22.00	21.35	21.34	-0.01
		2C	2C	900	1098	20	18900	1880	50%	50	20	19098	1899.8	50%	0	22.00	21.49	21.46	-0.03
		2C	2C	1100	902	20	19100	1900	50%	0	20	18902	1880.2	50%	50	22.00	21.51	21.47	-0.04
hotspot	CA_2C(0) rec off+Wi-Fi on	2C	2C	700	898	20	18700	1860	50%	50	20	18898	1879.8	50%	0	19.00	18.32	18.30	-0.02
		2C	2C	900	1098	20	18900	1880	50%	50	20	19098	1899.8	50%	0	19.00	18.36	18.33	-0.03



		2C	2C	1100	902	20	19100	1900	50%	0	20	18902	1880.2	50%	50	19.00	18.45	18.44	-0.01
--	--	----	----	------	-----	----	-------	------	-----	---	----	-------	--------	-----	----	-------	-------	-------	-------

UL CA_7C Intra-band contiguous power for SAR testing (Refer to Section 10.3 Table 39)

RF exposure conditions	CA configuration		DL		UL (Mod#=QPSK, MPR=0, 3GPP Rel.#=13)														
	CA config#.	Band		PCC	SCC1	PCC					SCC1					Tune-up (dBm)	Meas.Power(dBm)		
		PCC	SCC1	CH#.	CH#.	BW (MHz)	CH#.	Freq. (MHz)	RB	offset	BW (MHz)	CH#.	Freq. (MHz)	RB	offset		CA inactive	CA active	Delta
Head	CA_7C(0)(1)(2) rec on+left head	7C	7C	2850	3048	20	20850	2510	1	99	20	21048	2529.8	1	0	21.00	20.48	20.40	-0.08
		7C	7C	3100	3298	20	21100	2535	1	99	20	21298	2554.8	1	0	21.00	20.27	20.25	-0.02
		7C	7C	3350	3152	20	21350	2560	1	0	20	21152	2540.2	1	99	21.00	20.44	20.34	-0.10
	CA_7C(0)(1)(2) rec on+right head	7C	7C	2850	3048	20	20850	2510	50%	50	20	21048	2529.8	50%	0	16.00	15.46	15.44	-0.02
		7C	7C	3100	3298	20	21100	2535	50%	50	20	21298	2554.8	50%	0	16.00	15.07	15.01	-0.06
		7C	7C	3350	3152	20	21350	2560	50%	0	20	21152	2540.2	50%	50	16.00	15.49	15.41	-0.08
	CA_7C(0)(1)(2) rec on+left head +Wi-Fi on	7C	7C	2850	3048	20	20850	2510	1	99	20	21048	2529.8	1	0	18.00	17.40	17.36	-0.04
		7C	7C	3100	3298	20	21100	2535	1	99	20	21298	2554.8	1	0	18.00	17.35	17.31	-0.04
		7C	7C	3350	3152	20	21350	2560	1	0	20	21152	2540.2	1	99	18.00	17.21	17.11	-0.10
	CA_7C(0)(1)(2) rec on+right head +Wi-Fi on	7C	7C	2850	3048	20	20850	2510	1	99	20	21048	2529.8	1	0	13.00	12.26	12.18	-0.08
7C		7C	3100	3298	20	21100	2535	1	99	20	21298	2554.8	1	0	13.00	11.60	11.58	-0.02	
7C		7C	3350	3152	20	21350	2560	1	0	20	21152	2540.2	1	99	13.00	12.10	12.04	-0.06	
body-worn	CA_7C(0)(1)(2) rec off	7C	7C	2850	3048	20	20850	2510	1	99	20	21048	2529.8	1	0	21.00	20.36	20.34	-0.02
		7C	7C	3100	3298	20	21100	2535	1	99	20	21298	2554.8	1	0	21.00	20.33	20.23	-0.10
		7C	7C	3350	3152	20	21350	2560	1	0	20	21152	2540.2	1	99	21.00	20.35	20.33	-0.02
hotspot	CA_7C(0)(1)(2) rec off+Wi-Fi on	7C	7C	2850	3048	20	20850	2510	50%	50	20	21048	2529.8	50%	0	18.00	17.42	17.36	-0.06
		7C	7C	3100	3298	20	21100	2535	50%	50	20	21298	2554.8	50%	0	18.00	17.33	17.25	-0.08
		7C	7C	3350	3152	20	21350	2560	50%	0	20	21152	2540.2	50%	50	18.00	17.31	17.27	-0.04

UL CA_38C Intra-band contiguous power for SAR testing (Refer to Section 10.3 Table 43)

RF exposure conditions	CA configuration		DL		UL (Mod#=QPSK, MPR=0, 3GPP Rel.#=13)														
	CA config#.	Band		PCC	SCC1	PCC					SCC1					Tune-up (dBm)	Meas.Power(dBm)		
		PCC	SCC1	CH#.	CH#.	BW (MHz)	CH#.	Freq. (MHz)	RB	offset	BW (MHz)	CH#.	Freq. (MHz)	RB	offset		CA inactive	CA active	Delta
Head	CA_38C(0) rec on+left head	38C	38C	37850	38048	20	37850	2580	1	99	20	38048	2599.8	1	0	22.00	21.29	21.26	-0.03
		38C	38C	37901	38099	20	37901	2585.1	1	99	20	38099	2604.9	1	0	22.00	21.40	21.33	-0.07
		38C	38C	38150	37952	20	38150	2610	1	0	20	37952	2590.2	1	99	22.00	21.30	21.28	-0.02
	CA_38C(0) rec on+right head	38C	38C	37850	38048	20	37850	2580	1	99	20	38048	2599.8	1	0	16.00	15.41	15.39	-0.02
		38C	38C	37901	38099	20	37901	2585.1	1	99	20	38099	2604.9	1	0	16.00	15.31	15.26	-0.05
		38C	38C	38150	37952	20	38150	2610	1	0	20	37952	2590.2	1	99	16.00	15.66	15.62	-0.04
	CA_38C(0) rec on+left head +Wi-Fi on	38C	38C	37850	38048	20	37850	2580	1	99	20	38048	2599.8	1	0	18.00	17.09	17.08	-0.01
		38C	38C	37901	38099	20	37901	2585.1	1	99	20	38099	2604.9	1	0	18.00	17.10	17.07	-0.03
		38C	38C	38150	37952	20	38150	2610	1	0	20	37952	2590.2	1	99	18.00	17.15	17.14	-0.01
	CA_38C(0) rec on+right head +Wi-Fi on	38C	38C	37850	38048	20	37850	2580	1	99	20	38048	2599.8	1	0	12.00	11.31	11.26	-0.05
		38C	38C	37901	38099	20	37901	2585.1	1	99	20	38099	2604.9	1	0	12.00	11.35	11.34	-0.01
		38C	38C	38150	37952	20	38150	2610	1	0	20	37952	2590.2	1	99	12.00	11.22	11.19	-0.03



body-worn	CA_38C(0) rec off	38C	38C	37850	38048	20	37850	2580	1	99	20	38048	2599.8	1	0	22.00	21.37	21.33	-0.04
		38C	38C	37901	38099	20	37901	2585.1	1	99	20	38099	2604.9	1	0	22.00	21.35	21.33	-0.02
		38C	38C	38150	37952	20	38150	2610	1	0	20	37952	2590.2	1	99	22.00	21.38	21.35	-0.03
hotspot	CA_38C(0) rec off+Wi-Fi on	38C	38C	37850	38048	20	37850	2580	1	99	20	38048	2599.8	1	0	18.00	17.35	17.34	-0.01
		38C	38C	37901	38099	20	37901	2585.1	1	99	20	38099	2604.9	1	0	18.00	17.44	17.40	-0.04
		38C	38C	38150	37952	20	38150	2610	1	0	20	37952	2590.2	1	99	18.00	17.45	17.43	-0.02

UL CA_41C Intra-band contiguous power for SAR testing (Refer to Section 10.3 Table 44)

RF exposure conditions	CA configuration		DL		UL (Mod#=QPSK, MPR=0, 3GPP Rel.#=13)														
	CA config#.	Band		PCC	SCC1	PCC					SCC1				Tune-up (dBm)	Meas.Power(dBm)			
		PCC	SCC1	CH#.	CH#.	BW (MHz)	CH#.	Freq. (MHz)	RB	offset	BW (MHz)	CH#.	Freq. (MHz)	RB		offset	CA inactive	CA active	Delta
Head	CA_41C(0)(1)(2)(3) rec on+left head	41C	41C	40240	40438	20	40240	2555	1	99	20	40438	2574.8	1	0	23.00	22.17	22.13	-0.04
		41C	41C	40540	40738	20	40540	2585	1	99	20	40738	2604.8	1	0	23.00	22.39	22.31	-0.08
		41C	41C	40840	41038	20	40840	2615	1	99	20	41038	2634.8	1	0	23.00	22.41	22.39	-0.02
		41C	41C	41140	40942	20	41140	2645	1	0	20	40942	2625.2	1	99	23.00	22.53	22.43	-0.10
	CA_41C(0)(1)(2)(3) rec on+right head	41C	41C	40240	40438	20	40240	2555	1	99	20	40438	2574.8	1	0	17.00	16.07	16.05	-0.02
		41C	41C	40540	40738	20	40540	2585	1	99	20	40738	2604.8	1	0	17.00	16.14	16.08	-0.06
		41C	41C	40840	41038	20	40840	2615	1	99	20	41038	2634.8	1	0	17.00	16.16	16.08	-0.08
		41C	41C	41140	40942	20	41140	2645	1	0	20	40942	2625.2	1	99	17.00	16.24	16.20	-0.04
	CA_41C(0)(1)(2)(3) rec on+left head +Wi-Fi on	41C	41C	40240	40438	20	40240	2555	1	99	20	40438	2574.8	1	0	20.00	19.08	19.04	-0.04
		41C	41C	40540	40738	20	40540	2585	1	99	20	40738	2604.8	1	0	20.00	19.17	19.07	-0.10
		41C	41C	40840	41038	20	40840	2615	1	99	20	41038	2634.8	1	0	20.00	19.19	19.11	-0.08
		41C	41C	41140	40942	20	41140	2645	1	0	20	40942	2625.2	1	99	20.00	19.40	19.38	-0.02
	CA_41C(0)(1)(2)(3) rec on+right head +Wi-Fi on	41C	41C	40240	40438	20	40240	2555	1	99	20	40438	2574.8	1	0	14.45	13.45	13.39	-0.06
		41C	41C	40540	40738	20	40540	2585	1	99	20	40738	2604.8	1	0	14.45	13.54	13.52	-0.02
		41C	41C	40840	41038	20	40840	2615	1	99	20	41038	2634.8	1	0	14.45	13.56	13.46	-0.10
		41C	41C	41140	40942	20	41140	2645	1	0	20	40942	2625.2	1	99	14.45	13.95	13.93	-0.02
body-worn	CA_41C(0)(1)(2)(3) rec off	41C	41C	40240	40438	20	40240	2555	1	99	20	40438	2574.8	1	0	22.50	21.58	21.52	-0.06
		41C	41C	40540	40738	20	40540	2585	1	99	20	40738	2604.8	1	0	22.50	21.80	21.72	-0.08
		41C	41C	40840	41038	20	40840	2615	1	99	20	41038	2634.8	1	0	22.50	21.78	21.74	-0.04
		41C	41C	41140	40942	20	41140	2645	1	0	20	40942	2625.2	1	99	22.50	21.98	21.92	-0.06
hotspot	CA_41C(0)(1)(2)(3) rec off +Wi-Fi on	41C	41C	40240	40438	20	40240	2555	1	99	20	40438	2574.8	1	0	19.50	18.93	18.91	-0.02
		41C	41C	40540	40738	20	40540	2585	1	99	20	40738	2604.8	1	0	19.50	19.06	18.98	-0.08
		41C	41C	40840	41038	20	40840	2615	1	99	20	41038	2634.8	1	0	19.50	19.03	18.99	-0.04
		41C	41C	41140	40942	20	41140	2645	1	0	20	40942	2625.2	1	99	19.50	19.11	19.09	-0.02

9.4 WLAN Mode

Original

Wi-Fi 2.4G	Antenna	Channel	Frequency (MHz)	Average Conducted Power (dBm) for Data Rates (bps) (REC On)		Average Conducted Power (dBm) for Data Rates (bps) (REC Off)	
				1M	Tune-up Limit	1M	Tune-up Limit
802.11b	Antenna 1	1	2412	12.22	13.50	17.31	18.50
		6	2437	12.95	13.50	17.97	18.50
		11	2462	12.57	13.50	17.53	18.50
	Antenna 2	1	2412	16.53	18.00	17.12	18.00
		6	2437	16.87	18.00	17.33	18.00
		11	2462	16.74	18.00	17.26	18.00
Mode	Antenna	Channel	Frequency (MHz)	6M	Tune-up Limit	6M	Tune-up Limit
802.11g	Antenna 1	1	2412	12.14	13.50	14.84	16.50
		6	2437	12.93	13.50	15.45	16.50
		11	2462	12.64	13.50	15.17	16.50
	Antenna 2	1	2412	14.30	16.00	14.32	16.00
		6	2437	14.54	16.00	14.67	16.00
		11	2462	14.51	16.00	14.56	16.00
Mode	Antenna	Channel	Frequency (MHz)	6.5M	Tune-up Limit	6.5M	Tune-up Limit
802.11n (HT20)	Antenna 1	1	2412	12.11	13.50	13.43	15.00
		6	2437	12.92	13.50	13.93	15.00
		11	2462	12.59	13.50	13.56	15.00
	Antenna 2	1	2412	12.77	14.50	12.86	14.50
		6	2437	13.02	14.50	13.14	14.50
		11	2462	13.11	14.50	12.93	14.50

Note. 1. Per 248227, Initial test configuration is 802.11b mode, since the highest maximum output power, respectively on ANT1 and ANT2.

Original

Wi-Fi 5G	Antenna	Channel	Frequency (MHz)	Average Conducted Power (dBm) for Data Rates (bps) (REC On)		Average Conducted Power (dBm) for Data Rates (bps) (REC Off)	
				6M	Tune-up Limit	6M	Tune-up Limit
802.11a	Antenna 1	36	5180	9.74	11.00	13.06	14.00
		40	5200	9.50	11.00	12.95	14.00
		44	5220	9.44	11.00	12.93	14.00



		48	5240	9.23	11.00	12.91	14.00
		52	5260	9.36	11.00	12.96	14.00
		56	5280	9.29	11.00	12.93	14.00
		60	5300	9.13	11.00	12.74	14.00
		64	5320	9.03	11.00	12.84	14.00
		100	5500	9.37	11.00	12.74	14.00
		116	5580	9.44	11.00	12.81	14.00
		132	5660	9.51	11.00	12.85	14.00
		140	5700	9.52	11.00	13.00	14.00
		149	5745	8.68	11.00	12.58	14.00
		157	5785	9.14	11.00	12.75	14.00
		165	5825	9.04	11.00	12.91	14.00
	Antenna 2	36	5180	9.51	10.50	11.51	12.50
		40	5200	9.49	10.50	11.46	12.50
		44	5220	9.44	10.50	11.44	12.50
		48	5240	9.37	10.50	11.34	12.50
		52	5260	9.43	10.50	11.20	12.50
		56	5280	9.44	10.50	11.28	12.50
		60	5300	9.32	10.50	11.29	12.50
		64	5320	9.41	10.50	11.36	12.50
		100	5500	9.71	10.50	11.70	12.50
		116	5580	9.54	10.50	11.72	12.50
		132	5660	9.62	10.50	11.63	12.50
		140	5700	9.45	10.50	11.49	12.50
149	5745	9.51	10.50	11.28	12.50		
157	5785	9.28	10.50	11.06	12.50		
165	5825	9.16	10.50	10.87	12.50		
Mode	Antenna	Channel	Frequency (MHz)	MCS0	Tune-up Limit	MCS0	Tune-up Limit
802.11n HT20	Antenna 1	36	5180	9.69	11.00	13.03	14.00
		40	5200	9.56	11.00	12.93	14.00
		44	5220	9.37	11.00	12.77	14.00
		48	5240	9.26	11.00	12.69	14.00
		52	5260	9.37	11.00	12.86	14.00
		56	5280	9.14	11.00	12.77	14.00
		60	5300	9.13	11.00	12.46	14.00
		64	5320	9.06	11.00	12.51	14.00
		100	5500	9.37	11.00	12.80	14.00
		116	5580	9.29	11.00	12.75	14.00
		132	5660	9.53	11.00	12.74	14.00
		140	5700	9.48	11.00	12.97	14.00
		149	5745	8.73	11.00	12.57	14.00
		157	5785	8.87	11.00	12.71	14.00



		165	5825	9.01	11.00	12.89	14.00
	Antenna 2	36	5180	9.48	10.50	11.34	12.50
		40	5200	9.35	10.50	11.30	12.50
		44	5220	9.33	10.50	11.41	12.50
		48	5240	9.36	10.50	11.31	12.50
		52	5260	9.19	10.50	11.32	12.50
		56	5280	9.37	10.50	11.21	12.50
		60	5300	9.25	10.50	11.23	12.50
		64	5320	9.32	10.50	11.27	12.50
		100	5500	9.63	10.50	11.72	12.50
		116	5580	9.67	10.50	11.66	12.50
		132	5660	9.56	10.50	11.53	12.50
		140	5700	9.31	10.50	11.47	12.50
		149	5745	9.34	10.50	11.27	12.50
		157	5785	9.16	10.50	11.22	12.50
		165	5825	8.89	10.50	11.04	12.50
Mode	Antenna	Channel	Frequency (MHz)	MCS0	Tune-up Limit	MCS0	Tune-up Limit
802.11n HT40	Antenna 1	38	5190	9.32	11.00	11.13	12.50
		46	5270	9.06	11.00	10.96	12.50
		54	5270	9.37	11.00	11.44	12.50
		62	5310	9.07	11.00	10.98	12.50
		102	5510	9.09	11.00	11.07	12.50
		110	5550	9.11	11.00	11.14	12.50
		118	5590	9.15	11.00	11.05	12.50
		134	5670	9.14	11.00	11.10	12.50
		151	5755	9.04	11.00	10.98	12.50
		159	5795	9.03	11.00	11.11	12.50
	Antenna 2	38	5190	8.37	10.00	9.27	11.00
		46	5270	8.35	10.00	9.26	11.00
		54	5270	8.30	10.00	9.51	11.00
		62	5310	8.42	10.00	9.36	11.00
		102	5510	8.41	10.00	9.65	11.00
		110	5550	8.34	10.00	9.62	11.00
		118	5590	8.46	10.00	9.59	11.00
		134	5670	8.41	10.00	9.44	11.00
		151	5755	8.60	10.00	9.64	11.00
		159	5795	8.52	10.00	9.61	11.00
Mode	Antenna	Channel	Frequency (MHz)	MCS0	Tune-up Limit	MCS0	Tune-up Limit
802.11ac VHT20	Antenna 1	36	5180	9.73	11.00	13.04	14.00
		40	5200	9.55	11.00	12.92	14.00
		44	5220	9.36	11.00	12.76	14.00



		48	5240	9.29	11.00	12.78	14.00
		52	5260	9.38	11.00	12.93	14.00
		56	5280	9.14	11.00	12.64	14.00
		60	5300	9.09	11.00	12.62	14.00
		64	5320	9.13	11.00	12.51	14.00
		100	5500	9.40	11.00	12.83	14.00
		116	5580	9.27	11.00	12.75	14.00
		132	5660	9.51	11.00	12.70	14.00
		140	5700	9.47	11.00	12.94	14.00
		149	5745	8.71	11.00	12.47	14.00
		157	5785	8.93	11.00	12.69	14.00
		165	5825	9.11	11.00	12.86	14.00
	Antenna 2	36	5180	9.51	10.50	11.56	12.50
		40	5200	9.44	10.50	11.29	12.50
		44	5220	9.26	10.50	11.25	12.50
		48	5240	9.29	10.50	11.31	12.50
		52	5260	9.23	10.50	11.21	12.50
		56	5280	9.34	10.50	11.22	12.50
		60	5300	9.28	10.50	11.21	12.50
		64	5320	9.29	10.50	11.27	12.50
		100	5500	9.67	10.50	11.73	12.50
		116	5580	9.53	10.50	11.54	12.50
		132	5660	9.54	10.50	11.47	12.50
		140	5700	9.58	10.50	11.41	12.50
149	5745	9.22	10.50	11.24	12.50		
157	5785	9.13	10.50	11.12	12.50		
165	5825	9.16	10.50	10.96	12.50		
Mode	Antenna	Channel	Frequency (MHz)	MCS0	Tune-up Limit	MCS0	Tune-up Limit
802.11ac VHT40	Antenna 1	38	5190	9.34	11.00	10.79	12.50
		46	5270	9.06	11.00	10.56	12.50
		54	5270	9.32	11.00	10.86	12.50
		62	5310	9.24	11.00	10.68	12.50
		102	5510	9.17	11.00	10.53	12.50
		110	5550	9.13	11.00	10.53	12.50
		118	5590	9.11	11.00	10.52	12.50
		134	5670	9.05	11.00	10.57	12.50
		151	5755	9.06	11.00	10.64	12.50
		159	5795	9.11	11.00	10.61	12.50
	Antenna 2	38	5190	9.07	10.00	9.28	11.00
		46	5270	9.04	10.00	9.29	11.00
		54	5270	9.08	10.00	9.34	11.00
		62	5310	9.01	10.00	9.38	11.00



		102	5510	8.95	10.00	9.69	11.00
		110	5550	8.94	10.00	9.61	11.00
		118	5590	8.83	10.00	9.58	11.00
		134	5670	9.54	10.00	9.53	11.00
		151	5755	8.66	10.00	9.74	11.00
		159	5795	8.47	10.00	9.56	11.00
Mode	Antenna	Channel	Frequency (MHz)	MCS0	Tune-up Limit	MCS0	Tune-up Limit
802.11ac VHT80	Antenna 1	42	5210	9.65	11.00	10.91	12.50
		58	5290	9.62	11.00	11.01	12.50
		106	5530	9.69	11.00	10.74	12.50
		122	5610	9.67	11.00	10.72	12.50
		155	5775	9.88	11.00	10.51	12.50
	Antenna 2	42	5210	9.08	10.00	9.01	11.00
		58	5290	9.19	10.00	9.06	11.00
		106	5530	9.53	10.00	9.29	11.00
		122	5610	9.50	10.00	9.26	11.00
		155	5775	9.40	10.00	9.25	11.00

Note. 1. Per 248227, For ANT1 head SAR should be tested with 802.11ac VHT80 mode, and body SAR should be tested with 802.11a mode; For ANT2 SAR should be tested with 802.11a mode.

Variant A

Wi-Fi 2.4G	Antenna	Channel	Frequency (MHz)	Average Conducted Power (dBm) for Data Rates (bps) (REC On)		Average Conducted Power (dBm) for Data Rates (bps) (REC Off)	
				1M	Tune-up Limit	1M	Tune-up Limit
802.11b	Antenna 1	1	2412	12.24	13.50	17.29	18.50
		6	2437	12.96	13.50	18.02	18.50
		11	2462	12.55	13.50	17.51	18.50
	Antenna 2	1	2412	16.55	18.00	17.10	18.00
		6	2437	16.81	18.00	17.35	18.00
		11	2462	16.73	18.00	17.20	18.00
Mode	Antenna	Channel	Frequency (MHz)	6M	Tune-up Limit	6M	Tune-up Limit
802.11g	Antenna 1	1	2412	12.10	13.50	14.95	16.50
		6	2437	12.98	13.50	15.60	16.50
		11	2462	12.62	13.50	15.29	16.50
	Antenna 2	1	2412	14.46	16.00	14.35	16.00
		6	2437	14.70	16.00	14.65	16.00
		11	2462	14.72	16.00	14.58	16.00
Mode	Antenna	Channel	Frequency (MHz)	6.5M	Tune-up Limit	6.5M	Tune-up Limit



802.11n (HT20)	Antenna 1	1	2412	12.10	13.50	13.37	15.00
		6	2437	12.96	13.50	13.95	15.00
		11	2462	12.58	13.50	13.58	15.00
	Antenna 2	1	2412	12.80	14.50	12.89	14.50
		6	2437	12.98	14.50	13.10	14.50
		11	2462	13.15	14.50	12.90	14.50

Note. 1. Per 248227, Initial test configuration is 802.11b mode, since the highest maximum output power, respectively on ANT1 and ANT2.

Wi-Fi 2.4G	Antenna	Channel	Frequency (MHz)	Average Conducted Power (dBm) for Data Rates (bps) (REC On)		Average Conducted Power (dBm) for Data Rates (bps) (REC Off)	
				6M	Tune-up Limit	6M	Tune-up Limit
802.11g	CDD/ MIMO	1	2412	16.45	17.94	17.67	19.27
		6	2437	16.93	17.94	18.16	19.27
		11	2462	16.81	17.94	17.96	19.27
Mode	Antenna	Channel	Frequency (MHz)	6.5M	Tune-up Limit	6.5M	Tune-up Limit
802.11n (HT20)	CDD/ MIMO	1	2412	15.47	17.04	16.15	17.77
		6	2437	15.98	17.04	16.56	17.77
		11	2462	15.88	17.04	16.26	17.77

Note. 1. Per 248227, for CDD/MIMO mode, SAR should be tested with 802.11g mode.

Variant A

Wi-Fi 5G	Antenna	Channel	Frequency (MHz)	Average Conducted Power (dBm) for Data Rates (bps) (REC On)		Average Conducted Power (dBm) for Data Rates (bps) (REC Off)	
				6M	Tune-up Limit	6M	Tune-up Limit
802.11a	Antenna 1	36	5180	9.76	11.00	13.04	14.00
		40	5200	9.53	11.00	12.96	14.00
		44	5220	9.48	11.00	12.91	14.00
		48	5240	9.25	11.00	12.86	14.00
		52	5260	9.40	11.00	12.98	14.00
		56	5280	9.30	11.00	12.90	14.00
		60	5300	9.16	11.00	12.76	14.00
		64	5320	9.06	11.00	12.81	14.00
		100	5500	9.38	11.00	12.71	14.00
		116	5580	9.50	11.00	12.83	14.00
		132	5660	9.56	11.00	12.88	14.00
		140	5700	9.54	11.00	12.96	14.00



		149	5745	8.72	11.00	12.60	14.00
		157	5785	9.20	11.00	12.77	14.00
		165	5825	9.09	11.00	12.95	14.00
	Antenna 2	36	5180	9.39	10.50	11.53	12.50
		40	5200	9.40	10.50	11.49	12.50
		44	5220	9.32	10.50	11.48	12.50
		48	5240	9.22	10.50	11.36	12.50
		52	5260	9.35	10.50	11.24	12.50
		56	5280	9.41	10.50	11.29	12.50
		60	5300	9.24	10.50	11.32	12.50
		64	5320	9.28	10.50	11.39	12.50
		100	5500	9.68	10.50	11.71	12.50
		116	5580	9.46	10.50	11.78	12.50
		132	5660	9.55	10.50	11.68	12.50
		140	5700	9.31	10.50	11.51	12.50
		149	5745	9.43	10.50	11.32	12.50
		157	5785	9.20	10.50	11.12	12.50
		165	5825	9.10	10.50	10.92	12.50
		Mode	Antenna	Channel	Frequency (MHz)	MCS0	Tune-up Limit
802.11n HT20	Antenna 1	36	5180	9.80	11.00	13.09	14.00
		40	5200	9.74	11.00	12.98	14.00
		44	5220	9.48	11.00	12.79	14.00
		48	5240	9.45	11.00	12.73	14.00
		52	5260	9.50	11.00	12.88	14.00
		56	5280	9.32	11.00	12.78	14.00
		60	5300	9.25	11.00	12.50	14.00
		64	5320	9.24	11.00	12.56	14.00
		100	5500	9.48	11.00	12.86	14.00
		116	5580	9.45	11.00	12.81	14.00
		132	5660	9.65	11.00	12.79	14.00
		140	5700	9.63	11.00	12.99	14.00
		149	5745	8.86	11.00	12.59	14.00
		157	5785	9.03	11.00	12.72	14.00
		165	5825	9.15	11.00	12.93	14.00
		Antenna 2	36	5180	9.49	10.50	11.40
	40		5200	9.43	10.50	11.35	12.50
	44		5220	9.34	10.50	11.43	12.50
	48		5240	9.45	10.50	11.35	12.50
	52		5260	9.22	10.50	11.34	12.50
	56		5280	9.45	10.50	11.22	12.50
	60		5300	9.27	10.50	11.27	12.50
	64	5320	9.40	10.50	11.32	12.50	



Mode	Antenna	Channel	Frequency (MHz)	MCS0	Tune-up Limit	MCS0	Tune-up Limit
		100	5500	9.64	10.50	11.78	12.50
		116	5580	9.73	10.50	11.72	12.50
		132	5660	9.58	10.50	11.58	12.50
		140	5700	9.36	10.50	11.49	12.50
		149	5745	9.37	10.50	11.29	12.50
		157	5785	9.22	10.50	11.23	12.50
		165	5825	8.93	10.50	11.08	12.50
802.11n HT40	Antenna 1	38	5190	9.43	11.00	11.30	12.50
		46	5270	9.24	11.00	11.12	12.50
		54	5270	9.50	11.00	11.59	12.50
		62	5310	9.24	11.00	11.15	12.50
		102	5510	9.22	11.00	11.24	12.50
		110	5550	9.27	11.00	11.32	12.50
		118	5590	9.29	11.00	11.16	12.50
		134	5670	9.30	11.00	11.28	12.50
		151	5755	9.22	11.00	11.14	12.50
		159	5795	9.16	11.00	11.26	12.50
	Antenna 2	38	5190	8.35	10.00	9.42	11.00
		46	5270	8.26	10.00	9.40	11.00
		54	5270	8.29	10.00	9.65	11.00
		62	5310	8.35	10.00	9.52	11.00
		102	5510	8.37	10.00	9.78	11.00
		110	5550	8.26	10.00	9.78	11.00
		118	5590	8.41	10.00	9.73	11.00
		134	5670	8.34	10.00	9.60	11.00
		151	5755	8.51	10.00	9.77	11.00
		159	5795	8.51	10.00	9.77	11.00
Mode	Antenna	Channel	Frequency (MHz)	MCS0	Tune-up Limit	MCS0	Tune-up Limit
802.11ac VHT20	Antenna 1	36	5180	9.94	11.00	13.19	14.00
		40	5200	9.73	11.00	13.06	14.00
		44	5220	9.49	11.00	12.95	14.00
		48	5240	9.52	11.00	12.95	14.00
		52	5260	9.53	11.00	13.13	14.00
		56	5280	9.33	11.00	12.86	14.00
		60	5300	9.25	11.00	12.75	14.00
		64	5320	9.33	11.00	12.73	14.00
		100	5500	9.59	11.00	12.98	14.00
		116	5580	9.49	11.00	12.69	14.00
		132	5660	9.68	11.00	12.91	14.00
		140	5700	9.64	11.00	13.08	14.00



		149	5745	8.86	11.00	12.66	14.00
		157	5785	9.10	11.00	12.89	14.00
		165	5825	9.28	11.00	13.01	14.00
	Antenna 2	36	5180	9.22	10.50	11.66	12.50
		40	5200	9.22	10.50	11.42	12.50
		44	5220	9.02	10.50	11.36	12.50
		48	5240	9.04	10.50	11.43	12.50
		52	5260	9.00	10.50	11.39	12.50
		56	5280	9.09	10.50	11.40	12.50
		60	5300	9.02	10.50	11.33	12.50
		64	5320	9.00	10.50	11.50	12.50
		100	5500	9.45	10.50	11.86	12.50
		116	5580	9.30	10.50	11.48	12.50
		132	5660	9.32	10.50	11.68	12.50
		140	5700	9.29	10.50	11.46	12.50
		149	5745	9.00	10.50	11.43	12.50
		157	5785	8.88	10.50	11.30	12.50
		165	5825	8.94	10.50	11.10	12.50
Mode		Antenna	Channel	Frequency (MHz)	MCS0	Tune-up Limit	MCS0
802.11ac VHT40	Antenna 1	38	5190	9.53	11.00	10.92	12.50
		46	5270	9.21	11.00	10.73	12.50
		54	5270	9.52	11.00	11.02	12.50
		62	5310	9.36	11.00	10.83	12.50
		102	5510	9.34	11.00	10.70	12.50
		110	5550	9.31	11.00	10.56	12.50
		118	5590	9.31	11.00	10.66	12.50
		134	5670	9.23	11.00	10.75	12.50
		151	5755	9.23	11.00	10.79	12.50
	159	5795	9.24	11.00	10.78	12.50	
	Antenna 2	38	5190	9.04	10.00	9.41	11.00
		46	5270	9.02	10.00	9.46	11.00
		54	5270	9.06	10.00	9.50	11.00
		62	5310	8.95	10.00	9.53	11.00
		102	5510	8.94	10.00	9.86	11.00
		110	5550	8.95	10.00	9.76	11.00
		118	5590	8.79	10.00	9.72	11.00
		134	5670	9.54	10.00	9.71	11.00
		151	5755	8.63	10.00	9.89	11.00
159	5795	8.41	10.00	9.73	11.00		
Mode	Antenna	Channel	Frequency (MHz)	MCS0	Tune-up Limit	MCS0	Tune-up Limit
802.11ac	Antenna 1	42	5210	9.83	11.00	11.03	12.50



VHT80		58	5290	9.78	11.00	11.16	12.50
		106	5530	9.84	11.00	10.87	12.50
		122	5610	9.80	11.00	10.81	12.50
		155	5775	9.95	11.00	10.67	12.50
	Antenna 2	42	5210	8.95	10.00	9.24	11.00
		58	5290	9.03	10.00	9.29	11.00
		106	5530	9.39	10.00	9.46	11.00
		122	5610	9.37	10.00	9.44	11.00
		155	5775	9.24	10.00	9.46	11.00

Note. 1. Per 248227, For ANT1 head SAR should be tested with 802.11ac VHT80 mode, and body SAR should be tested with 802.11a mode; For ANT2 SAR should be tested with 802.11a mode.

Wi-Fi 5G	Antenna	Channel	Frequency (MHz)	Average Conducted Power (dBm) for Data Rates (bps) (REC On)		Average Conducted Power (dBm) for Data Rates (bps) (REC Off)	
				6M	Tune-up Limit	6M	Tune-up Limit
802.11a	CDD/MIMO	36	5180	12.59	13.77	15.36	16.32
		40	5200	12.48	13.77	15.30	16.32
		44	5220	12.41	13.77	15.26	16.32
		48	5240	12.25	13.77	15.18	16.32
		52	5260	12.39	13.77	15.21	16.32
		56	5280	12.37	13.77	15.18	16.32
		60	5300	12.21	13.77	15.11	16.32
		64	5320	12.18	13.77	15.17	16.32
		100	5500	12.54	13.77	15.25	16.32
		116	5580	12.49	13.77	15.35	16.32
		132	5660	12.57	13.77	15.33	16.32
		140	5700	12.44	13.77	15.31	16.32
		149	5745	12.10	13.77	15.02	16.32
		157	5785	12.21	13.77	15.03	16.32
165	5825	12.11	13.77	15.06	16.32		
Mode	Antenna	Channel	Frequency (MHz)	MCS0	Tune-up Limit	MCS0	Tune-up Limit
802.11n HT20	CDD/MIMO	36	5180	12.66	13.77	15.34	16.32
		40	5200	12.60	13.77	15.25	16.32
		44	5220	12.42	13.77	15.17	16.32
		48	5240	12.46	13.77	15.10	16.32
		52	5260	12.37	13.77	15.19	16.32
		56	5280	12.40	13.77	15.08	16.32
		60	5300	12.27	13.77	14.94	16.32
		64	5320	12.33	13.77	14.99	16.32



		100	5500	12.57	13.77	15.36	16.32
		116	5580	12.60	13.77	15.31	16.32
		132	5660	12.63	13.77	15.24	16.32
		140	5700	12.51	13.77	15.31	16.32
		149	5745	12.13	13.77	15.00	16.32
		157	5785	12.14	13.77	15.05	16.32
		165	5825	12.05	13.77	15.11	16.32
Mode	Antenna	Channel	Frequency (MHz)	MCS0	Tune-up Limit	MCS0	Tune-up Limit
802.11n HT40	CDD/ MIMO	38	5190	11.93	13.54	13.47	14.82
		46	5270	11.79	13.54	13.35	14.82
		54	5270	11.95	13.54	13.74	14.82
		62	5310	11.83	13.54	13.42	14.82
		102	5510	11.83	13.54	13.58	14.82
		110	5550	11.80	13.54	13.63	14.82
		118	5590	11.88	13.54	13.51	14.82
		134	5670	11.86	13.54	13.53	14.82
		151	5755	11.89	13.54	13.52	14.82
		159	5795	11.86	13.54	13.59	14.82
Mode	Antenna	Channel	Frequency (MHz)	MCS0	Tune-up Limit	MCS0	Tune-up Limit
802.11ac VHT20	CDD/ MIMO	36	5180	12.61	13.77	15.50	16.32
		40	5200	12.49	13.77	15.33	16.32
		44	5220	12.27	13.77	15.24	16.32
		48	5240	12.30	13.77	15.27	16.32
		52	5260	12.28	13.77	15.36	16.32
		56	5280	12.22	13.77	15.20	16.32
		60	5300	12.15	13.77	15.11	16.32
		64	5320	12.18	13.77	15.17	16.32
		100	5500	12.53	13.77	15.47	16.32
		116	5580	12.41	13.77	15.14	16.32
		132	5660	12.51	13.77	15.35	16.32
		140	5700	12.48	13.77	15.36	16.32
		149	5745	11.94	13.77	15.10	16.32
		157	5785	12.00	13.77	15.18	16.32
165	5825	12.12	13.77	15.17	16.32		
Mode	Antenna	Channel	Frequency (MHz)	MCS0	Tune-up Limit	MCS0	Tune-up Limit
802.11ac VHT40	CDD/ MIMO	38	5190	12.30	13.54	13.24	14.82
		46	5270	12.13	13.54	13.15	14.82
		54	5270	12.31	13.54	13.34	14.82
		62	5310	12.17	13.54	13.24	14.82
		102	5510	12.15	13.54	13.31	14.82



		110	5550	12.14	13.54	13.19	14.82
		118	5590	12.07	13.54	13.23	14.82
		134	5670	12.40	13.54	13.27	14.82
		151	5755	11.95	13.54	13.37	14.82
		159	5795	11.86	13.54	13.30	14.82
Mode	Antenna	Channel	Frequency (MHz)	MCS0	Tune-up Limit	MCS0	Tune-up Limit
802.11ac VHT80	CDD/ MIMO	42	5210	12.42	13.54	13.24	14.82
		58	5290	12.43	13.54	13.34	14.82
		106	5530	12.63	13.54	13.23	14.82
		122	5610	12.60	13.54	13.19	14.82
		155	5775	12.62	13.54	13.12	14.82

Note. 1. Per 248227, for CDD/MIMO mode, SAR should be tested with 802.11a mode.



9.5 Bluetooth Mode

BT	Conducted Power(dBm)			Tune-up Limit (dBm)
	Channel/Frequency(MHz)			
	Ch 0/2402 MHz	Ch 39/2441 MHz	Ch 78/2480 MHz	
GFSK	11.24	12.82	11.61	13.10
$\pi/4$ DQPSK	5.88	6.47	5.77	13.10
8DPSK	6.00	6.40	5.77	13.10
BLE	Ch 0/2402 MHz	Ch 19/2440 MHz	Ch 39/2480 MHz	Tune-up Limit (dBm)
GFSK	1.25	1.90	0.76	7.10

10 Measured and Reported (Scaled) SAR Results

10.1 EUT Antenna Locations

The Detailed Antenna Locations refer to *SAR Test Setup and Antenna Locations*.

Overall (Length x Width): 153.5 mm x 74 mm						
Overall Diagonal: 165 mm						
Distance of the Antenna to the EUT surface/edge						
Antenna	Back Side	Front side	Left Edge	Right Edge	Top Edge	Bottom Edge
Main Antenna (Antenna 1)	0	0	0	0	>25	0
Sub Antenna (Antenna 2)	0	0	0	<25	0	>25
BT/Wi-Fi Antenna (Antenna 4)	0	0	>25	0	0	>25
Wi-Fi Antenna (Antenna 5)	0	0	=25	<25	<25	>25
Hotspot mode, Positions for SAR tests						
Mode	Back Side	Front side	Left Edge	Right Edge	Top Edge	Bottom Edge
Main Antenna (Antenna 1)	Yes	Yes	Yes	Yes	N/A	Yes
Sub Antenna (Antenna 2)	Yes	Yes	Yes	Yes	Yes	N/A
BT/Wi-Fi Antenna (Antenna 4)	Yes	Yes	N/A	Yes	Yes	N/A
Wi-Fi Antenna (Antenna 5)	Yes	Yes	Yes	Yes	Yes	N/A

Note: 1. Per KDB 941225 D06, when the overall device length and width are $\geq 9\text{cm} \times 5\text{cm}$, the test distance is 10mm. SAR must be measured for all sides and surfaces with a transmitting antenna located within 25mm from that surface or edge.

2. The Main Antenna (Ant1) and Secondary Antenna (Ant 2) support the same 2G/3G/4G operating bands. Main antenna (Ant1) and Secondary antenna (Ant 2) can't transmit simultaneously which will be chosen based on the RSSI. Only one antenna can be used for 2G/3G/4G transmission at a time. Ant.6 and Ant.7 can only support Rx function.

10.2 Standalone SAR test exclusion considerations

Per KDB 447498 D01, the 1-g and 10-g SAR test exclusion thresholds for 100 MHz to 6 GHz at test separation distances ≤ 50 mm are determined by:

$[(\text{max. power of channel, including tune-up tolerance, mW}) / (\text{min. test separation distance, mm})] \cdot [\sqrt{f(\text{GHz})}] \leq 3.0$ for 1-g SAR and ≤ 7.5 for Product Specific 10-g SAR

- $f(\text{GHz})$ is the RF channel transmit frequency in GHz
- Power and distance are rounded to the nearest mW and mm before calculation
- The result is rounded to one decimal place for comparison

Per KDB 447498 D01, when the minimum test separation distance is < 5 mm, a distance of 5 mm is applied to determine SAR test exclusion.

Bluetooth	Distance (mm)	MAX Power (dBm)	Frequency (MHz)	Ratio	Evaluation
Head	5	13.10	2480	6.43	Yes
Body-worn	15	13.10	2480	2.14	No
Hotspot	10	13.10	2480	3.22	Yes
Extremity	5	13.10	2480	6.43	No



10.3 Measured SAR Results

**Table 16: GSM 850 (Antenna 1)
Original (BLA-L29)**

Test Position	Cover Type	Channel/Frequency (MHz)	Time slot	Duty Cycle	Tune-up limit (dBm)	Conducted Power (dBm)	Drift (dB)	Measured SAR _{1g} (W/kg)	Scaling Factor	Reported SAR _{1g} (W/kg)	Plot No.
Head SAR											
Left Cheek	standard	190/836.6	GSM	1:8.3	33.60	32.57	0.140	0.196	1.27	0.248	/
Left Tilt	standard	190/836.6	GSM	1:8.3	33.60	32.57	0.040	0.124	1.27	0.157	/
Right Cheek	standard	190/836.6	GSM	1:8.3	33.60	32.57	-0.040	0.270	1.27	0.342	/
Right Tilt	standard	190/836.6	GSM	1:8.3	33.60	32.57	0.010	0.143	1.27	0.181	/
Right Cheek	Battery 2	190/836.6	GSM	1:8.3	33.60	32.57	0.050	0.261	1.27	0.331	/
Right Cheek	Battery 3	190/836.6	GSM	1:8.3	33.60	32.57	0.017	0.264	1.27	0.335	/
Body-worn (Distance 15mm)											
Back Side	standard	190/836.6	GSM	1:8.3	33.60	32.57	0.000	0.373	1.27	0.473	/
Front Side	standard	190/836.6	GSM	1:8.3	33.60	32.57	-0.030	0.371	1.27	0.470	/
Hotspot (Distance 10mm)											
Back Side	standard	251/848.8	2Txslots	1:4.15	31.50	30.36	0.040	0.685	1.30	0.891	/
		190/836.6	2Txslots	1:4.15	31.50	30.22	0.050	0.606	1.34	0.814	/
		128/824.2	2Txslots	1:4.15	31.50	30.10	0.120	0.488	1.38	0.674	/
Front Side	standard	190/836.6	2Txslots	1:4.15	31.50	30.22	-0.070	0.517	1.34	0.694	/
Left Edge	standard	190/836.6	2Txslots	1:4.15	31.50	30.22	-0.030	0.100	1.34	0.134	/
Right Edge	standard	190/836.6	2Txslots	1:4.15	31.50	30.22	-0.030	0.342	1.34	0.459	/
Top Edge	N/A	N/A	N/A	N/A	N/A	N/A	N/A	N/A	N/A	N/A	N/A
Bottom Edge	standard	190/836.6	2Txslots	1:4.15	31.50	30.22	-0.060	0.340	1.34	0.457	/
Back Side	Battery 2	251/848.8	2Txslots	1:4.15	31.50	30.36	0.078	0.641	1.30	0.833	/
Back Side	Battery 3	251/848.8	2Txslots	1:4.15	31.50	30.36	0.023	0.650	1.30	0.845	/

Note: 1. The value with blue color is the maximum SAR Value of each test band.

2. Per FCC KDB Publication 447498 D01, if the reported (scaled) SAR measured at the middle channel or highest output power channel for each test configuration is ≤ 0.8 W/kg then testing at the other channels is not required for such test configuration(s).

3. When multiple slots are used, SAR should be tested to account for the maximum source-based time-averaged output power.

4. Per FCC KDB Publication 648474 D04, SAR was evaluated without a headset connected to the device. Since the reported SAR was ≤ 1.2 W/kg, no additional SAR evaluations using a headset cable were required.

5. According to 648474 D04 Handset SAR v01r03, For Phablet, Since hotspot mode 1-g reported SAR < 1.2 W/kg, Product Specific 10-g SAR is no required.

**Variant A (BLA-L29)**

Test Position	Cover Type	Channel/Frequency (MHz)	Time slot	Duty Cycle	Tune-up limit (dBm)	Conducted Power (dBm)	Drift (dB)	Measured SAR _{1g} (W/kg)	Scaling Factor	Reported SAR _{1g} (W/kg)	Plot No.
Head SAR											
Right Cheek	standard	190/836.6	GSM	1:8.3	33.60	32.60	-0.150	0.263	1.26	0.331	34
Body-worn (Distance 15mm)											
Back Side	standard	190/836.6	GSM	1:8.3	33.60	32.60	-0.080	0.304	1.26	0.383	35
Hotspot (Distance 10mm)											
Back Side	standard	251/848.8	2Txslots	1:4.15	31.50	30.42	0.070	0.678	1.28	0.869	36
Note: 1.The value with blue color is the maximum SAR Value of each test band.											



Table 17: GSM 1900 (Antenna 1)

Original (BLA-L29)

Test Position	Cover Type	Channel/Frequency (MHz)	Time slot	Duty Cycle	Tune-up limit (dBm)	Conducted Power (dBm)	Drift (dB)	Measured SAR _{1g} (W/kg)	Scaling Factor	Reported SAR _{1g} (W/kg)	Plot No.
Head SAR (Hotspot Off)											
Left Cheek	standard	661/1880	GSM	1:8.3	31.00	30.12	0.038	0.124	1.22	0.152	/
Left Tilt	standard	661/1880	GSM	1:8.3	31.00	30.12	0.060	0.111	1.22	0.136	/
Right Cheek	standard	661/1880	GSM	1:8.3	31.00	30.12	0.171	0.141	1.22	0.173	/
Right Tilt	standard	661/1880	GSM	1:8.3	31.00	30.12	0.095	0.116	1.22	0.142	/
Head SAR (Hotspot On)											
Left Cheek	standard	661/1880	GSM	1:8.3	27.00	26.03	0.000	0.103	1.25	0.129	/
Left Tilt	standard	661/1880	GSM	1:8.3	27.00	26.03	0.178	0.104	1.25	0.130	/
Right Cheek	standard	661/1880	GSM	1:8.3	27.00	26.03	0.000	0.114	1.25	0.143	/
Right Tilt	standard	661/1880	GSM	1:8.3	27.00	26.03	-0.197	0.106	1.25	0.133	/
Head SAR (For Worse Case)											
Right Cheek	Battery 2	661/1880	GSM	1:8.3	31.00	30.12	0.007	0.129	1.22	0.158	/
Right Cheek	Battery 3	661/1880	GSM	1:8.3	31.00	30.12	0.062	0.134	1.22	0.164	/
Body-worn (Hotspot Off, Distance 15mm)											
Back Side	standard	661/1880	GSM	1:8.3	31.00	30.12	-0.031	0.225	1.22	0.276	/
Front Side	standard	661/1880	GSM	1:8.3	31.00	30.12	-0.026	0.205	1.22	0.251	/
Hotspot (Hotspot On, Distance 10mm)											
Back Side	standard	661/1880	2Txslots	1:4.15	25.00	23.99	-0.036	0.168	1.26	0.212	/
Front Side	standard	661/1880	2Txslots	1:4.15	25.00	23.99	-0.090	0.198	1.26	0.250	/
Left Edge	standard	661/1880	2Txslots	1:4.15	25.00	23.99	0.000	0.007	1.26	0.009	/
Right Edge	standard	661/1880	2Txslots	1:4.15	25.00	23.99	0.039	0.031	1.26	0.038	/
Top Edge	N/A	N/A	N/A	N/A	N/A	N/A	N/A	N/A	N/A	N/A	N/A
Bottom Edge	standard	661/1880	2Txslots	1:4.15	25.00	23.99	0.010	0.453	1.26	0.572	/
Bottom Edge	Battery 2	661/1880	2Txslots	1:4.15	25.00	23.99	0.028	0.370	1.26	0.467	/
Bottom Edge	Battery 3	661/1880	2Txslots	1:4.15	25.00	23.99	0.067	0.381	1.26	0.481	/

Note: 1. The value with blue color is the maximum SAR Value of each test band.

2. Per FCC KDB Publication 447498 D01, if the reported (scaled) SAR measured at the middle channel or highest output power channel for each test configuration is ≤ 0.8 W/kg then testing at the other channels is not required for such test configuration(s).

3. When multiple slots are used, SAR should be tested to account for the maximum source-based time-averaged output power.

4. Per FCC KDB Publication 648474 D04, SAR was evaluated without a headset connected to the device. Since the reported SAR was ≤ 1.2 W/kg, no additional SAR evaluations using a headset cable were required.



MAX Adjusted SAR								
Test Position	Cover Type	Channel/Frequency (MHz)	Full power Tune-up limit (dBm)	Conducted Power (dBm)	Reported SAR _{1g} (W/kg)	Scaling Factor	Full power Report SAR _{1g} (W/kg)	0mm SAR
Back Side	standard	661/1880	29.00	23.99	0.212	3.17	0.672	No
Front Side	standard	661/1880	29.00	23.99	0.250	3.17	0.792	No
Left Edge	standard	661/1880	29.00	23.99	0.009	3.17	0.029	No
Right Edge	standard	661/1880	29.00	23.99	0.038	3.17	0.122	No
Top Edge	N/A	N/A	N/A	N/A	N/A	N/A	N/A	N/A
Bottom Edge	standard	661/1880	29.00	23.99	0.572	3.17	1.812	Yes
Bottom Edge	Battery 2	661/1880	29.00	23.99	0.467	3.17	1.480	Yes
Bottom Edge	Battery 3	661/1880	29.00	23.99	0.481	3.17	1.524	Yes

Note: According to 648474 D04 Handset SAR v01r03, For Phablet, Since hotspot mode 1-g reported SAR > 1.2 W/kg, Product Specific 10-g SAR is required.

Test Position	Cover Type	Channel/Frequency (MHz)	Time slot	Duty Cycle	Tune-up limit (dBm)	Conducted Power (dBm)	Drift (dB)	Measured SAR _{10g} (W/kg)	Scaling Factor	Reported SAR _{10g} (W/kg)	Plot No.
Product Specific 10-g SAR (Hotspot Off, Distance 0mm)											
Bottom Edge	standard	661/1880	2Txslots	1:4.15	29.00	27.97	0.037	1.150	1.27	1.458	/
Bottom Edge	Battery 2	661/1880	2Txslots	1:4.15	29.00	27.97	0.060	1.074	1.27	1.361	/
Bottom Edge	Battery 3	661/1880	2Txslots	1:4.15	29.00	27.97	0.009	1.037	1.27	1.315	/

Note: 1.The value with blue color is the maximum SAR Value of each test band.

Variant A (BLA-L29)

Test Position	Cover Type	Channel/Frequency (MHz)	Time slot	Duty Cycle	Tune-up limit (dBm)	Conducted Power (dBm)	Drift (dB)	Measured SAR _{1g} (W/kg)	Scaling Factor	Reported SAR _{1g} (W/kg)	Plot No.
Head SAR (Hotspot Off)											
Right Cheek	standard	661/1880	GSM	1:8.3	31.00	30.15	0.023	0.150	1.22	0.182	37
Body-worn (Hotspot Off, Distance 15mm)											
Back Side	standard	661/1880	GSM	1:8.3	31.00	30.15	0.014	0.230	1.22	0.280	38
Hotspot (Hotspot On, Distance 10mm)											
Bottom Edge	standard	661/1880	2Txslots	1:4.15	25.00	24.02	0.000	0.461	1.25	0.578	39
Test Position	Cover Type	Channel/Frequency (MHz)	Time slot	Duty Cycle	Tune-up limit (dBm)	Conducted Power (dBm)	Drift (dB)	Measured SAR _{10g} (W/kg)	Scaling Factor	Reported SAR _{10g} (W/kg)	Plot No.
Product Specific 10-g SAR (Hotspot Off, Distance 0mm)											
Bottom Edge	standard	661/1880	2Txslots	1:4.15	29.00	27.92	0.023	1.230	1.28	1.577	40

Note: 1.The value with blue color is the maximum SAR Value of each test band.



Table 18: UMTS Band II (Antenna 1)

Original (BLA-L29)

Test Position	Cover Type	Channel/Frequency (MHz)	Channel Type	Duty Cycle	Tune-up limit (dBm)	Conducted Power (dBm)	Drift (dB)	Measured SAR _{1g} (W/kg)	Scaling Factor	Reported SAR _{1g} (W/kg)	Plot No.
Head SAR (Hotspot Off)											
Left Cheek	standard	9400/1880	RMC 12.2K	1:1	24.50	23.74	0.090	0.160	1.19	0.190	/
Left Tilt	standard	9400/1880	RMC 12.2K	1:1	24.50	23.74	0.031	0.117	1.19	0.139	/
Right Cheek	standard	9400/1880	RMC 12.2K	1:1	24.50	23.74	-0.021	0.193	1.19	0.230	/
Right Tilt	standard	9400/1880	RMC 12.2K	1:1	24.50	23.74	0.057	0.134	1.19	0.160	/
Head SAR (Hotspot On)											
Left Cheek	standard	9400/1880	RMC 12.2K	1:1	19.00	18.13	-0.134	0.118	1.22	0.144	/
Left Tilt	standard	9400/1880	RMC 12.2K	1:1	19.00	18.13	0.136	0.103	1.22	0.126	/
Right Cheek	standard	9400/1880	RMC 12.2K	1:1	19.00	18.13	0.042	0.134	1.22	0.164	/
Right Tilt	standard	9400/1880	RMC 12.2K	1:1	19.00	18.13	0.040	0.110	1.22	0.134	/
Head SAR (For Worse Case)											
Right Cheek	Battery 2	9400/1880	RMC 12.2K	1:1	24.50	23.74	0.044	0.185	1.19	0.220	/
Right Cheek	Battery 3	9400/1880	RMC 12.2K	1:1	24.50	23.74	0.083	0.179	1.19	0.213	/
Body-worn (Hotspot Off, Distance 15mm)											
Back Side	standard	9400/1880	RMC 12.2K	1:1	24.50	23.74	0.000	0.328	1.19	0.391	/
Front Side	standard	9400/1880	RMC 12.2K	1:1	24.50	23.74	-0.074	0.422	1.19	0.503	/
Hotspot (Hotspot On, Distance 10mm)											
Back Side	standard	9400/1880	RMC 12.2K	1:1	19.00	18.13	-0.090	0.246	1.22	0.301	/
Front Side	standard	9400/1880	RMC 12.2K	1:1	19.00	18.13	-0.170	0.310	1.22	0.379	/
Left Edge	standard	9400/1880	RMC 12.2K	1:1	19.00	18.13	-0.173	0.018	1.22	0.022	/
Right Edge	standard	9400/1880	RMC 12.2K	1:1	19.00	18.13	-0.180	0.047	1.22	0.057	/
Top Edge	N/A	N/A	N/A	N/A	N/A	N/A	N/A	N/A	N/A	N/A	N/A
Bottom Edge	standard	9538/1907.6	RMC 12.2K	1:1	19.00	18.07	0.090	0.687	1.24	0.851	/
		9400/1880	RMC 12.2K	1:1	19.00	18.13	0.100	0.776	1.22	0.948	/
		9262/1852.4	RMC 12.2K	1:1	19.00	18.05	0.070	0.875	1.24	1.089	/
Bottom Edge	Battery 2	9262/1852.4	RMC 12.2K	1:1	19.00	18.05	0.130	0.805	1.24	1.002	/
Bottom Edge	Battery 3	9262/1852.4	RMC 12.2K	1:1	19.00	18.05	-0.090	0.811	1.24	1.009	/
Bottom Edge	Repeated	9262/1852.4	RMC 12.2K	1:1	19.00	18.05	0.015	0.860	1.24	1.070	/

Note: 1. The value with blue color is the maximum SAR Value of each test band.

2. Per FCC KDB Publication 447498 D01, if the reported (scaled) SAR measured at the middle channel or highest output power channel for each test configuration is ≤ 0.8 W/kg then testing at the other channels is not required for such test configuration(s).

3. Per FCC KDB Publication 648474 D04, SAR was evaluated without a headset connected to the device. Since the reported SAR was ≤ 1.2 W/kg, no additional SAR evaluations using a headset cable were required.



MAX Adjusted SAR								
Test Position	Cover Type	Channel/Frequency (MHz)	Full power Tune-up limit (dBm)	Conducted Power (dBm)	Reported SAR _{1g} (W/kg)	Scaling Factor	Full power Report SAR _{1g} (W/kg)	0mm SAR
Back Side	standard	9400/1880	24.50	18.13	0.301	3.55	1.066	No
Front Side	standard	9400/1880	24.50	18.13	0.379	3.55	1.344	Yes
Left Edge	standard	9400/1880	24.50	18.13	0.022	3.55	0.078	No
Right Edge	standard	9400/1880	24.50	18.13	0.057	3.55	0.202	No
Top Edge	N/A	N/A	N/A	N/A	N/A	N/A	N/A	N/A
Bottom Edge	standard	9538/1907.6	24.50	18.07	0.851	3.55	3.020	Yes
		9400/1880	24.50	18.13	0.948	3.55	3.364	Yes
		9262/1852.4	24.50	18.05	1.089	3.55	3.864	Yes
Bottom Edge	Battery 2	9262/1852.4	24.50	18.05	1.002	3.55	3.555	Yes
Bottom Edge	Battery 3	9262/1852.4	24.50	18.05	1.009	3.55	3.581	Yes

Note: According to 648474 D04 Handset SAR v01r03. For Phablet, Since hotspot mode 1-g reported SAR > 1.2 W/kg, Product Specific 10-g SAR is required.

Test Position	Cover Type	Channel/Frequency (MHz)	Channel Type	Duty Cycle	Tune-up limit (dBm)	Conducted Power (dBm)	Drift (dB)	Measured SAR _{10g} (W/kg)	Scaling Factor	Reported SAR _{10g} (W/kg)	Plot No.
Product Specific 10-g SAR (Hotspot Off+Sensor On, Distance 0mm)											
Front Side	standard	9400/1880	RMC 12.2K	1:1	23.50	22.84	0.009	1.590	1.16	1.851	/
Bottom Edge	standard	9538/1907.6	RMC 12.2K	1:1	23.50	22.81	0.101	1.674	1.17	1.962	/
		9400/1880	RMC 12.2K	1:1	23.50	22.84	0.027	1.800	1.16	2.095	/
		9262/1852.4	RMC 12.2K	1:1	23.50	22.66	0.030	1.912	1.21	2.320	/
Product Specific 10-g SAR (Hotspot Off+Sensor Off, Distance 6mm)											
Front Side	standard	9400/1880	RMC 12.2K	1:1	24.50	23.74	0.010	1.260	1.19	1.501	/
Bottom Edge	standard	9538/1907.6	RMC 12.2K	1:1	24.50	23.68	0.009	1.982	1.21	2.394	/
		9400/1880	RMC 12.2K	1:1	24.50	23.74	0.170	2.130	1.19	2.537	/
		9262/1852.4	RMC 12.2K	1:1	24.50	23.78	0.030	2.059	1.18	2.430	/
Bottom Edge	Battery 2	9400/1880	RMC 12.2K	1:1	24.50	23.74	0.057	2.100	1.19	2.502	/
Bottom Edge	Battery 3	9400/1880	RMC 12.2K	1:1	24.50	23.74	0.006	2.006	1.19	2.390	/
Bottom Edge	Repeated	9400/1880	RMC 12.2K	1:1	24.50	23.74	0.031	2.070	1.19	2.466	/

Note: 1. The value with blue color is the maximum SAR Value of each test band.
 2. According to Clause 5.3.10 in this report, 6mm is used as the more conservative test separation distance for additional SAR testing with sensor off.



Measurement Variability				
Test Position	Channel/ Frequency(MHz)	MAX Measured SAR _{1g/10g} (W/kg)	1 st Repeated SAR _{1g/10g} (W/kg)	Ratio
Bottom Edge	9400/1880	2.130	2.070	1.03

Note: 1) When the original highest measured SAR_{1g} is ≥ 0.80 W/kg or SAR_{10g} is ≥ 2.0 W/kg, the measurement was repeated once.
2) A second repeated measurement was performed only if the ratio of largest to smallest SAR for the original and first repeated measurements was > 1.20 .

Variant A (BLA-L29)

Test Position	Cover Type	Channel/ Frequency (MHz)	Channel Type	Duty Cycle	Tune-up limit (dBm)	Conducted Power (dBm)	Drift (dB)	Measured SAR _{1g} (W/kg)	Scaling Factor	Reported SAR _{1g} (W/kg)	Plot No.
Head SAR (Hotspot Off)											
Right Cheek	standard	9400/1880	RMC 12.2K	1:1	24.50	23.73	0.030	0.190	1.19	0.227	41
Body-worn (Hotspot Off, Distance 15mm)											
Front Side	standard	9400/1880	RMC 12.2K	1:1	24.50	23.73	-0.030	0.507	1.19	0.605	42
Hotspot (Hotspot On, Distance 10mm)											
Bottom Edge	standard	9262/1852.4	RMC 12.2K	1:1	19.00	18.11	0.080	0.766	1.23	0.940	43
Test Position	Cover Type	Channel/ Frequency (MHz)	Channel Type	Duty Cycle	Tune-up limit (dBm)	Conducted Power (dBm)	Drift (dB)	Measured SAR _{10g} (W/kg)	Scaling Factor	Reported SAR _{10g} (W/kg)	Plot No.
Product Specific 10-g SAR (Hotspot Off+Sensor Off, Distance 6mm)											
Bottom Edge	standard	9400/1880	RMC 12.2K	1:1	24.50	23.73	-0.010	1.950	1.19	2.328	44

Note: 1. The value with blue color is the maximum SAR Value of each test band.

**Table 19: UMTS Band IV (Antenna 1)****Original (BLA-L29)**

Test Position	Cover Type	Channel/Frequency (MHz)	Channel Type	Duty Cycle	Tune-up limit (dBm)	Conducted Power (dBm)	Drift (dB)	Measured SAR _{1g} (W/kg)	Scaling Factor	Reported SAR _{1g} (W/kg)	Plot No.
Head SAR (REC On+Hotspot Off)											
Left Cheek	standard	1413/1732.6	RMC 12.2K	1:1	24.50	23.59	0.053	0.269	1.21	0.324	/
Left Tilt	standard	1413/1732.6	RMC 12.2K	1:1	24.50	23.59	0.024	0.058	1.21	0.070	/
Right Cheek	standard	1413/1732.6	RMC 12.2K	1:1	24.50	23.59	0.100	0.157	1.21	0.189	/
Right Tilt	standard	1413/1732.6	RMC 12.2K	1:1	24.50	23.59	0.040	0.094	1.21	0.113	/
Head SAR (Hotspot On)											
Left Cheek	standard	1413/1732.6	RMC 12.2K	1:1	18.50	17.57	0.035	0.064	1.24	0.080	/
Left Tilt	standard	1413/1732.6	RMC 12.2K	1:1	18.50	17.57	0.077	0.014	1.24	0.017	/
Right Cheek	standard	1413/1732.6	RMC 12.2K	1:1	18.50	17.57	0.020	0.035	1.24	0.044	/
Right Tilt	standard	1413/1732.6	RMC 12.2K	1:1	18.50	17.57	0.012	0.020	1.24	0.024	/
Head SAR (For Worse Case)											
Left Cheek	Battery 2	1413/1732.6	RMC 12.2K	1:1	24.50	23.59	0.042	0.257	1.21	0.310	/
Left Cheek	Battery 3	1413/1732.6	RMC 12.2K	1:1	24.50	23.59	0.039	0.291	1.21	0.351	/
Body-worn (REC Off+Hotspot Off, Distance 15mm)											
Back Side	standard	1513/1752.6	RMC 12.2K	1:1	24.50	32.62	0.140	0.684	1.20	0.819	/
		1413/1732.6	RMC 12.2K	1:1	24.50	23.59	0.090	0.718	1.21	0.865	/
		1312/1712.4	RMC 12.2K	1:1	24.50	32.58	0.090	0.692	1.21	0.836	/
Front Side	standard	1513/1752.6	RMC 12.2K	1:1	24.50	32.62	0.120	0.667	1.20	0.798	/
		1413/1732.6	RMC 12.2K	1:1	24.50	23.59	0.120	0.726	1.21	0.875	/
		1312/1712.4	RMC 12.2K	1:1	24.50	32.58	0.090	0.710	1.21	0.858	/
Front Side	Battery 2	1413/1732.6	RMC 12.2K	1:1	24.50	23.59	0.080	0.709	1.21	0.854	/
Front Side	Battery 3	1413/1732.6	RMC 12.2K	1:1	24.50	23.59	-0.090	0.719	1.21	0.866	/
Hotspot (Hotspot On, Distance 10mm)											
Back Side	standard	1413/1732.6	RMC 12.2K	1:1	18.50	17.57	0.037	0.395	1.24	0.489	/
Front Side	standard	1413/1732.6	RMC 12.2K	1:1	18.50	17.57	0.038	0.398	1.24	0.493	/
Left Edge	standard	1413/1732.6	RMC 12.2K	1:1	18.50	17.57	0.044	0.029	1.24	0.036	/
Right Edge	standard	1413/1732.6	RMC 12.2K	1:1	18.50	17.57	0.060	0.078	1.24	0.096	/
Top Edge	N/A	N/A	N/A	N/A	N/A	N/A	N/A	N/A	N/A	N/A	N/A
Bottom Edge	standard	1413/1732.6	RMC 12.2K	1:1	18.50	17.57	0.090	0.625	1.24	0.774	/

Note: 1. The value with blue color is the maximum SAR Value of each test band.

2. Per FCC KDB Publication 447498 D01, if the reported (scaled) SAR measured at the middle channel or highest output power channel for each test configuration is ≤ 0.8 W/kg then testing at the other channels is not required for such test configuration(s).

3. Per FCC KDB Publication 648474 D04, SAR was evaluated without a headset connected to the device. Since the reported SAR was ≤ 1.2 W/kg, no additional SAR evaluations using a headset cable were required.



MAX Adjusted SAR								
Test Position	Cover Type	Channel/ Frequency (MHz)	Full power Tune-up limit (dBm)	Conducted Power (dBm)	Reported SAR _{1g} (W/kg)	Scaling Factor	Full power Report SAR _{1g} (W/kg)	0mm SAR
Back Side	standard	1413/1732.6	24.50	17.57	0.489	3.98	1.948	Yes
Front Side	standard	1413/1732.6	24.50	17.57	0.493	3.98	1.963	Yes
Left Edge	standard	1413/1732.6	24.50	17.57	0.036	3.98	0.143	No
Right Edge	standard	1413/1732.6	24.50	17.57	0.096	3.98	0.383	No
Top Edge	N/A	N/A	N/A	N/A	N/A	N/A	N/A	N/A
Bottom Edge	standard	1413/1732.6	24.50	17.57	0.774	3.98	3.082	Yes

Note: According to 648474 D04 Handset SAR v01r03, For Phablet, Since hotspot mode 1-g reported SAR > 1.2 W/kg, Product Specific 10-g SAR is required.

Test Position	Cover Type	Channel/ Frequency (MHz)	Channel Type	Duty Cycle	Tune-up limit (dBm)	Conducted Power (dBm)	Drift (dB)	Measured SAR _{10g} (W/kg)	Scaling Factor	Reported SAR _{10g} (W/kg)	Plot No.
Product Specific 10-g SAR (Hotspot Off+Sensor On, Distance 0mm)											
Back Side	standard	1413/1732.6	RMC 12.2K	1:1	22.00	21.06	0.044	1.600	1.24	1.987	/
Front Side	standard	1413/1732.6	RMC 12.2K	1:1	22.00	21.06	0.048	1.340	1.24	1.664	/
Bottom Edge	standard	1513/1752.6	RMC 12.2K	1:1	22.00	21.04	0.006	1.908	1.25	2.380	/
		1413/1732.6	RMC 12.2K	1:1	22.00	21.06	0.039	2.070	1.24	2.570	/
		1312/1712.4	RMC 12.2K	1:1	22.00	21.08	0.071	2.015	1.24	2.490	/
Product Specific 10-g SAR (Hotspot Off+Sensor Off, Distance 6mm)											
Back Side	standard	1413/1732.6	RMC 12.2K	1:1	24.50	23.59	0.040	1.620	1.21	1.952	/
Front Side	standard	1413/1732.6	RMC 12.2K	1:1	24.50	23.59	0.026	1.577	1.21	1.900	/
Bottom Edge	standard	1513/1752.6	RMC 12.2K	1:1	24.50	23.62	0.017	2.006	1.20	2.401	/
		1413/1732.6	RMC 12.2K	1:1	24.50	23.59	-0.021	2.240	1.21	2.699	/
		1312/1712.4	RMC 12.2K	1:1	24.50	23.58	0.003	2.105	1.21	2.542	/
Bottom Edge	Battery 2	1413/1732.6	RMC 12.2K	1:1	24.50	23.59	0.080	2.100	1.21	2.531	/
Bottom Edge	Battery 3	1413/1732.6	RMC 12.2K	1:1	24.50	23.59	0.010	2.043	1.21	2.462	/
Bottom Edge	Repeated	1413/1732.6	RMC 12.2K	1:1	24.50	23.69	-0.054	2.109	1.21	2.541	/

Note: 1. The value with blue color is the maximum SAR Value of each test band.
2. According to Clause 5.3.10 in this report, 6mm is used as the more conservative test separation distance for additional SAR testing with sensor off.

Measurement Variability				
Test Position	Channel/ Frequency(MHz)	MAX Measured SAR _{1g/10g} (W/kg)	1 st Repeated SAR _{1g/10g} (W/kg)	Ratio
Front Side	1413/1732.6	0.826	0.814	1.01
Bottom Edge	1413/1732.6	2.240	2.109	1.06

Note: 1) When the original highest measured SAR_{1g} is ≥ 0.80 W/kg or SAR_{10g} is ≥ 2.0 W/kg, the measurement was repeated once.
2) A second repeated measurement was performed only if the ratio of largest to smallest SAR for the original and first repeated measurements was > 1.20.



Variant A (BLA-L29)

Test Position	Cover Type	Channel/Frequency (MHz)	Channel Type	Duty Cycle	Tune-up limit (dBm)	Conducted Power (dBm)	Drift (dB)	Measured SAR _{1g} (W/kg)	Scaling Factor	Reported SAR _{1g} (W/kg)	Plot No.
Head SAR (REC On+Hotspot Off)											
Left Cheek	Battery 3	1413/1732.6	RMC 12.2K	1:1	24.50	23.64	0.093	0.192	1.22	0.234	45
Body-worn (REC Off+Hotspot Off, Distance 15mm)											
Front Side	standard	1413/1732.6	RMC 12.2K	1:1	24.50	23.64	-0.050	0.658	1.22	0.802	46
Hotspot (Hotspot On, Distance 10mm)											
Bottom Edge	standard	1413/1732.6	RMC 12.2K	1:1	18.50	17.55	0.100	0.392	1.24	0.488	47
Test Position	Cover Type	Channel/Frequency (MHz)	Channel Type	Duty Cycle	Tune-up limit (dBm)	Conducted Power (dBm)	Drift (dB)	Measured SAR _{10g} (W/kg)	Scaling Factor	Reported SAR _{10g} (W/kg)	Plot No.
Product Specific 10-g SAR (Hotspot Off+Sensor Off, Distance 6mm)											
Bottom Edge	standard	1413/1732.6	RMC 12.2K	1:1	24.50	23.64	0.028	2.207	1.22	2.690	48
Note: 1.The value with blue color is the maximum SAR Value of each test band.											

Measurement Variability				
Test Position	Channel/Frequency(MHz)	MAX Measured SAR _{1g} (W/kg)	1 st Repeated SAR _{1g} (W/kg)	Ratio
Bottom Edge	1413/1732.6	2.207	2.190	1.01
Note: 1) When the original highest measured SAR _{1g} is ≥ 0.80 W/kg or SAR _{10g} is ≥ 2.0 W/kg, the measurement was repeated once. 2) A second repeated measurement was preformed only if the ratio of largest to smallest SAR for the original and first repeated measurements was > 1.20 .				

**Table 20: UMTS Band V (Antenna 1)****Original (BLA-L29)**

Test Position	Cover Type	Channel/Frequency (MHz)	Channel Type	Duty Cycle	Tune-up limit (dBm)	Conducted Power (dBm)	Drift (dB)	Measured SAR _{1g} (W/kg)	Scaling Factor	Reported SAR _{1g} (W/kg)	Plot No.
Head SAR											
Left Cheek	standard	4183/836.6	RMC 12.2K	1:1	24.50	23.25	-0.059	0.177	1.33	0.236	/
Left Tilt	standard	4183/836.6	RMC 12.2K	1:1	24.50	23.25	-0.020	0.116	1.33	0.155	/
Right Cheek	standard	4183/836.6	RMC 12.2K	1:1	24.50	23.25	0.050	0.250	1.33	0.333	/
Right Tilt	standard	4183/836.6	RMC 12.2K	1:1	24.50	23.25	-0.060	0.105	1.33	0.140	/
Right Cheek	Battery 2	4183/836.6	RMC 12.2K	1:1	24.50	23.25	-0.070	0.224	1.33	0.299	/
Right Cheek	Battery 3	4183/836.6	RMC 12.2K	1:1	24.50	23.25	0.010	0.235	1.33	0.313	/
Body-worn (Distance 15mm)											
Back Side	standard	4183/836.6	RMC 12.2K	1:1	24.50	23.25	-0.010	0.270	1.33	0.360	/
Front Side	standard	4183/836.6	RMC 12.2K	1:1	24.50	23.25	-0.090	0.278	1.33	0.371	/
Hotspot (Distance 10mm)											
Back Side	standard	4183/836.6	RMC 12.2K	1:1	24.50	23.25	-0.020	0.399	1.33	0.532	/
Front Side	standard	4183/836.6	RMC 12.2K	1:1	24.50	23.25	-0.050	0.388	1.33	0.517	/
Left Edge	standard	4183/836.6	RMC 12.2K	1:1	24.50	23.25	-0.025	0.080	1.33	0.107	/
Right Edge	standard	4183/836.6	RMC 12.2K	1:1	24.50	23.25	0.000	0.211	1.33	0.281	/
Top Edge	N/A	N/A	N/A	N/A	N/A	N/A	N/A	N/A	N/A	N/A	N/A
Bottom Edge	standard	4183/836.6	RMC 12.2K	1:1	24.50	23.25	0.010	0.306	1.33	0.408	/
Back Side	Battery 2	4183/836.6	RMC 12.2K	1:1	24.50	23.25	0.009	0.380	1.33	0.507	/
Back Side	Battery 3	4183/836.6	RMC 12.2K	1:1	24.50	23.25	0.037	0.384	1.33	0.512	/

Note: 1. The value with blue color is the maximum SAR Value of each test band.

2. Per FCC KDB Publication 447498 D01, if the reported (scaled) SAR measured at the middle channel or highest output power channel for each test configuration is ≤ 0.8 W/kg then testing at the other channels is not required for such test configuration(s).

3. When the maximum output power and tune-up tolerance specified for production units in a secondary mode is $\leq 1/4$ dB higher than the primary mode or when the highest reported SAR of the primary mode is scaled by the ratio of specified maximum output power and tune-up tolerance of secondary to primary mode and the adjusted SAR is ≤ 1.2 W/kg, SAR measurement is not required for the secondary mode

4. Per FCC KDB Publication 648474 D04, SAR was evaluated without a headset connected to the device. Since the reported SAR was ≤ 1.2 W/kg, no additional SAR evaluations using a headset cable were required.

5. According to 648474 D04 Handset SAR v01r03, For Phablet, Since hotspot mode 1-g reported SAR < 1.2 W/kg, Product Specific 10-g SAR is no required.

**Variant A (BLA-L29)**

Test Position	Cover Type	Channel/Frequency (MHz)	Channel Type	Duty Cycle	Tune-up limit (dBm)	Conducted Power (dBm)	Drift (dB)	Measured SAR _{1g} (W/kg)	Scaling Factor	Reported SAR _{1g} (W/kg)	Plot No.
Head SAR											
Right Cheek	standard	4183/836.6	RMC 12.2K	1:1	24.50	23.25	0.140	0.273	1.33	0.364	49
Body-worn (Distance 15mm)											
Front Side	standard	4183/836.6	RMC 12.2K	1:1	24.50	23.25	0.014	0.280	1.33	0.373	50
Hotspot (Distance 10mm)											
Back Side	standard	4183/836.6	RMC 12.2K	1:1	24.50	23.25	0.060	0.447	1.33	0.596	51
Note: 1. The value with blue color is the maximum SAR Value of each test band.											



Table 21: LTE Band 2 (20MHz, Antenna 1)

Original (BLA-L29)

Test Position	Cover Type	RB size	RB offset	Channel/ Frequency (MHz)	Maximum Allowed Power(dBm)	Conducted Power (dBm)	Drift (dB)	Measured SAR _{1g} (W/kg)	Scaling Factor	Reported SAR _{1g} (W/kg)	Plot No.
Head SAR (Hotspot Off, QPSK)											
Left Cheek	standard	1RB	50	18900/1880	24.00	23.78	0.132	0.162	1.05	0.170	/
Left Tilt	standard	1RB	50	18900/1880	24.00	23.78	0.071	0.116	1.05	0.122	/
Right Cheek	standard	1RB	50	18900/1880	24.00	23.78	-0.130	0.196	1.05	0.207	/
Right Tilt	standard	1RB	50	18900/1880	24.00	23.78	0.071	0.137	1.05	0.144	/
Left Cheek	standard	50%RB	0	18900/1880	23.00	22.87	0.020	0.151	1.03	0.155	/
Left Tilt	standard	50%RB	0	18900/1880	23.00	22.87	0.090	0.112	1.03	0.116	/
Right Cheek	standard	50%RB	0	18900/1880	23.00	22.87	0.149	0.180	1.03	0.185	/
Right Tilt	standard	50%RB	0	18900/1880	23.00	22.87	0.055	0.126	1.03	0.130	/
Head SAR (Hotspot On, QPSK)											
Left Cheek	standard	1RB	50	18900/1880	19.00	18.79	0.075	0.107	1.05	0.112	/
Left Tilt	standard	1RB	50	18900/1880	19.00	18.79	0.031	0.105	1.05	0.110	/
Right Cheek	standard	1RB	50	18900/1880	19.00	18.79	0.057	0.122	1.05	0.128	/
Right Tilt	standard	1RB	50	18900/1880	19.00	18.79	0.135	0.106	1.05	0.111	/
Left Cheek	standard	50%RB	0	18900/1880	19.00	18.72	0.023	0.115	1.07	0.123	/
Left Tilt	standard	50%RB	0	18900/1880	19.00	18.72	0.187	0.104	1.07	0.111	/
Right Cheek	standard	50%RB	0	18900/1880	19.00	18.72	0.052	0.130	1.07	0.138	/
Right Tilt	standard	50%RB	0	18900/1880	19.00	18.72	0.112	0.109	1.07	0.116	/
Head SAR (For Worse Case)											
Right Cheek	Battery 2	1RB	50	18900/1880	24.00	23.78	0.000	0.217	1.05	0.228	/
Right Cheek	Battery 3	1RB	50	18900/1880	24.00	23.78	0.094	0.201	1.05	0.211	/
Body-worn (Hotspot Off, QPSK, Distance 15mm)											
Back Side	standard	1RB	50	18900/1880	24.00	23.78	-0.010	0.473	1.05	0.498	/
Front Side	standard	1RB	50	18900/1880	24.00	23.78	-0.090	0.513	1.05	0.540	/
Back Side	standard	50%RB	0	18900/1880	23.00	22.87	0.100	0.420	1.03	0.433	/
Front Side	standard	50%RB	0	18900/1880	23.00	22.87	0.090	0.396	1.03	0.408	/
Hotspot (Hotspot On, QPSK, Distance 10mm)											
Back Side	standard	1RB	50	18900/1880	19.00	18.79	0.120	0.171	1.05	0.179	/
Front Side	standard	1RB	50	18900/1880	19.00	18.79	0.030	0.178	1.05	0.187	/
Left Edge	standard	1RB	50	18900/1880	19.00	18.79	-0.040	0.009	1.05	0.009	/
Right Edge	standard	1RB	50	18900/1880	19.00	18.79	-0.127	0.032	1.05	0.034	/
Top Edge	N/A	N/A	N/A	N/A	N/A	N/A	N/A	N/A	N/A	N/A	N/A
Bottom Edge	standard	1RB	50	18900/1880	19.00	18.79	0.050	0.384	1.05	0.403	/
Back Side	standard	50%RB	0	18900/1880	19.00	18.72	-0.060	0.269	1.07	0.287	/
Front Side	standard	50%RB	0	18900/1880	19.00	18.72	0.090	0.274	1.07	0.292	/
Left Edge	standard	50%RB	0	18900/1880	19.00	18.72	-0.046	0.015	1.07	0.015	/
Right Edge	standard	50%RB	0	18900/1880	19.00	18.72	-0.051	0.050	1.07	0.053	/
Top Edge	N/A	N/A	N/A	N/A	N/A	N/A	N/A	N/A	N/A	N/A	N/A



Bottom Edge	standard	50%RB	0	18900/1880	19.00	18.72	0.070	0.639	1.07	0.682	/
Bottom Edge	Battery 2	50%RB	0	18900/1880	19.00	18.72	0.006	0.570	1.07	0.608	/
Bottom Edge	Battery 3	50%RB	0	18900/1880	19.00	18.72	0.034	0.582	1.07	0.621	/

Note: 1. The value with blue color is the maximum SAR Value of each test band.

2. Per FCC KDB Publication 447498 D01, if the reported (scaled) SAR measured at the middle channel or highest output power channel for each test configuration is ≤ 0.8 W/kg then testing at the other channels is not required for such test configuration(s).

3. Per FCC KDB Publication 648474 D04, SAR was evaluated without a headset connected to the device. Since the reported SAR was ≤ 1.2 W/kg, no additional SAR evaluations using a headset cable were required.

MAX Adjusted SAR										
Test Position	Cover Type	RB size	RB offset	Channel/ Frequency (MHz)	Full power Tune-up limit (dBm)	Conducted Power (dBm)	Reported SAR _{1g} (W/kg)	Scaling Factor	Full power Report SAR _{1g} (W/kg)	0mm SAR
Back Side	standard	1RB	50	18900/1880	24.00	18.79	0.179	3.16	0.568	No
Front Side	standard	1RB	50	18900/1880	24.00	18.79	0.187	3.16	0.591	No
Left Edge	standard	1RB	50	18900/1880	24.00	18.79	0.009	3.16	0.030	No
Right Edge	standard	1RB	50	18900/1880	24.00	18.79	0.034	3.16	0.107	No
Top Edge	N/A	N/A	N/A	N/A	N/A	N/A	N/A	N/A	N/A	N/A
Bottom Edge	standard	1RB	50	18900/1880	24.00	18.79	0.403	3.16	1.274	Yes
Back Side	standard	50%RB	0	18900/1880	23.00	18.72	0.287	2.51	0.721	No
Front Side	standard	50%RB	0	18900/1880	23.00	18.72	0.292	2.51	0.734	No
Left Edge	standard	50%RB	0	18900/1880	23.00	18.72	0.015	2.51	0.039	No
Right Edge	standard	50%RB	0	18900/1880	23.00	18.72	0.053	2.51	0.134	No
Top Edge	N/A	N/A	N/A	N/A	N/A	N/A	N/A	N/A	N/A	N/A
Bottom Edge	standard	50%RB	0	18900/1880	23.00	18.72	0.682	2.51	1.712	Yes
Bottom Edge	Battery 2	50%RB	0	18900/1880	23.00	18.72	0.608	2.51	1.527	Yes
Bottom Edge	Battery 3	50%RB	0	18900/1880	23.00	18.72	0.621	2.51	1.559	Yes

Note: According to 648474 D04 Handset SAR v01r03, For Phablet, Since hotspot mode 1-g reported SAR > 1.2 W/kg, Product Specific 10-g SAR is required.



Test Position	Cover Type	RB size	RB offset	Channel/Frequency (MHz)	Maximum Allowed Power(dBm)	Conducted Power (dBm)	Drift (dB)	Measured SAR _{10g} (W/kg)	Scaling Factor	Reported SAR _{10g} (W/kg)	Plot No.
Product Specific 10-g SAR (Hotspot Off+Sensor On, Distance 0mm)											
Bottom Edge	standard	1RB	0	19100/1900	23.00	22.52	0.034	1.870	1.12	2.089	/
		1RB	50	18900/1880	23.00	22.60	0.008	1.920	1.10	2.105	/
		1RB	0	18700/1860	23.00	22.57	0.105	1.913	1.10	2.112	/
Bottom Edge	standard	50%RB	50	19100/1900	23.00	22.58	0.061	2.010	1.10	2.214	/
		50%RB	0	18900/1880	23.00	22.68	0.014	1.990	1.08	2.142	/
		50%RB	0	18700/1860	23.00	22.53	0.012	1.942	1.11	2.164	/
Bottom Edge	standard	100%RB	0	18700/1860	23.00	22.58	0.008	1.950	1.10	2.148	/
Product Specific 10-g SAR (Hotspot Off+Sensor Off, Distance 6mm)											
Bottom Edge	standard	1RB	0	19100/1900	24.00	23.73	0.000	2.105	1.06	2.240	/
		1RB	50	18900/1880	24.00	23.78	0.040	2.190	1.05	2.304	/
		1RB	99	18700/1860	24.00	23.72	0.019	2.061	1.07	2.198	/
Bottom Edge	standard	50%RB	0	18900/1880	23.00	22.87	0.110	1.650	1.03	1.700	/
Bottom Edge	Standard	100% RB	0	19100/1900	23.00	22.70	0.050	1.822	1.07	1.952	/
Bottom Edge	Battery 2	1RB	50	18900/1880	24.00	23.78	0.024	2.122	1.05	2.232	/
Bottom Edge	Battery 3	1RB	50	18900/1880	24.00	23.78	0.006	2.104	1.05	2.213	/
Bottom Edge	Repeated	1RB	50	18900/1880	24.00	23.78	-0.015	2.016	1.05	2.121	/
<p>Note: 1. The value with blue color is the maximum SAR Value of each test band.</p> <p>2. According to Clause 5.3.10 in this report, 6mm is used as the more conservative test separation distance for additional SAR testing with sensor off.</p>											

Measurement Variability

Test Position	Channel/Frequency(MHz)	MAX Measured SAR _{10g} (W/kg)	1 st Repeated SAR _{10g} (W/kg)	Ratio
Bottom Edge	20300/1745	2.190	2.016	1.09

Note: 1) When the original highest measured SAR_{1g} is ≥ 0.80 W/kg or SAR_{10g} is ≥ 2.0 W/kg, the measurement was repeated once.
2) A second repeated measurement was preformed only if the ratio of largest to smallest SAR for the original and first repeated measurements was > 1.20 .



Variant A (BLA-L29)

Test Position	Cover Type	RB size	RB offset	Channel/Frequency (MHz)	Maximum Allowed Power(dBm)	Conducted Power (dBm)	Drift (dB)	Measured SAR _{1g} (W/kg)	Scaling Factor	Reported SAR _{1g} (W/kg)	Plot No.
Head SAR (Hotspot Off, QPSK)											
Right Cheek	Battery 2	1RB	50	18900/1880	24.00	23.67	0.004	0.205	1.08	0.221	52
Body-worn (Hotspot Off, QPSK, Distance 15mm)											
Front Side	standard	1RB	50	18900/1880	24.00	23.67	0.008	0.504	1.08	0.544	53
Hotspot (Hotspot On, QPSK, Distance 10mm)											
Bottom Edge	standard	50%RB	0	18900/1880	19.00	18.53	0.076	0.625	1.11	0.696	54
Test Position	Cover Type	RB size	RB offset	Channel/Frequency (MHz)	Maximum Allowed Power(dBm)	Conducted Power (dBm)	Drift (dB)	Measured SAR _{10g} (W/kg)	Scaling Factor	Reported SAR _{10g} (W/kg)	Plot No.
Product Specific 10-g SAR (Hotspot Off+Sensor Off, Distance 6mm)											
Bottom Edge	standard	1RB	50	18900/1880	24.00	23.67	0.061	2.204	1.08	2.378	55

Note: 1. The value with blue color is the maximum SAR Value of each test band.

Variant B (BLA-L29)

Test Position	Mod#.	PCC						SCC1						Power(dBm)		Power Drift (dB)	Limit of 1gSAR 1.6 W/kg (mW/g)			Plot No
		BW (MHz)	CH#.	Freq. (MHz)	RB	offset	BW (MHz)	CH#.	Freq. (MHz)	RB	offset	Tune-up	Meas.	Measured SAR1g	Scaling Factor		Report SAR1g			
Head SAR(Battery 2, full power)																				
Right Cheek	QPSK	20	18900	1880	1	99	20	19098	1899.8	1	0	24.00	23.70	0.100	0.112	1.07	0.120	56		
Body-worn SAR (Distance 15mm)(full power)																				
Front Side	QPSK	20	18900	1880	1	99	20	19098	1899.8	1	0	24.00	23.70	0.042	0.430	1.07	0.461	57		
Hotspot SAR (Distance 10mm)(hotspot on)																				
Bottom Edge	QPSK	20	18900	1880	50%	50	20	19098	1899.8	50%	0	19.00	18.64	0.027	0.451	1.09	0.490	58		
Test Position	Mod#.	PCC						SCC1						Power(dBm)		Power Drift (dB)	Limit of 10gSAR 4 W/kg (mW/g)			Plot No
Test Position	Mod#.	BW (MHz)	CH#.	Freq. (MHz)	RB	offset	BW (MHz)	CH#.	Freq. (MHz)	RB	offset	Tune-up	Meas.	Measured SAR10g	Scaling Factor		Report SAR10g			
Product Specific 10-g SAR (Distance 0mm)(hotspot off+sensor on)																				
Bottom Edge	QPSK	20	18900	1880	50%	50	20	19098	1899.8	50%	0	22.50	21.88	-0.130	1.550	1.15	1.788	59		
Product Specific 10-g SAR (Distance 6mm)(full power)																				
Bottom Edge	QPSK	20	18900	1880	1	99	20	19098	1899.8	1	0	24.00	23.70	0.075	1.310	1.07	1.404	60		

Note: 1. The value with blue color is the maximum SAR Value of each test band.
 2. UL CA SAR testing were determined and selected to the worst-case standalone SAR, and performed on each ANT separately using the corresponding power modes, receiver on mode was used when the DUT was tested on head exposure condition, receiver off mode was used when the DUT was tested on body exposure condition.
 3. PCC and SCC channels were determined and selected to allow contiguous CA, and channels, RB allocations and offsets were selected to allow maximum measured output power. Output power was measured and verified for these test cases.



Table 22: LTE Band 4 (20MHz, Antenna 1)

Original (BLA-L29)

Test Position	Cover Type	RB size	RB offset	Channel/ Frequency (MHz)	Maximum Allowed Power(dBm)	Conducted Power (dBm)	Drift (dB)	Measured SAR _{1g} (W/kg)	Scaling Factor	Reported SAR _{1g} (W/kg)	Plot No.
Head SAR (REC On+Hotspot Off, QPSK)											
Left Cheek	standard	1RB	0	20050/1720	24.00	23.63	-0.027	0.268	1.09	0.292	/
Left Tilt	standard	1RB	0	20050/1720	24.00	23.63	0.031	0.056	1.09	0.061	/
Right Cheek	standard	1RB	0	20050/1720	24.00	23.63	0.033	0.125	1.09	0.136	/
Right Tilt	standard	1RB	0	20050/1720	24.00	23.63	0.035	0.057	1.09	0.062	/
Left Cheek	standard	50%RB	50	20300/1745	23.00	22.53	0.071	0.209	1.11	0.233	/
Left Tilt	standard	50%RB	50	20300/1745	23.00	22.53	0.050	0.043	1.11	0.048	/
Right Cheek	standard	50%RB	50	20300/1745	23.00	22.53	0.091	0.100	1.11	0.111	/
Right Tilt	standard	50%RB	50	20300/1745	23.00	22.53	0.039	0.065	1.11	0.073	/
Head SAR (Hotspot On, QPSK)											
Left Cheek	standard	1RB	0	20050/1720	18.50	18.33	0.020	0.066	1.04	0.069	/
Left Tilt	standard	1RB	0	20050/1720	18.50	18.33	0.025	0.014	1.04	0.015	/
Right Cheek	standard	1RB	0	20050/1720	18.50	18.33	0.033	0.035	1.04	0.036	/
Right Tilt	standard	1RB	0	20050/1720	18.50	18.33	0.120	0.021	1.04	0.022	/
Left Cheek	standard	50%RB	50	20300/1745	18.50	18.06	0.113	0.064	1.11	0.070	/
Left Tilt	standard	50%RB	50	20300/1745	18.50	18.06	0.058	0.014	1.11	0.016	/
Right Cheek	standard	50%RB	50	20300/1745	18.50	18.06	0.150	0.034	1.11	0.037	/
Right Tilt	standard	50%RB	50	20300/1745	18.50	18.06	0.010	0.020	1.11	0.023	/
Head SAR (For Worse Case)											
Left Cheek	Battery 2	1RB	0	20050/1720	24.00	23.63	0.019	0.254	1.09	0.277	/
Left Cheek	Battery 3	1RB	0	20050/1720	24.00	23.63	0.004	0.260	1.09	0.283	/
Body-worn (REC Off+Hotspot Off, QPSK, Distance 15mm)											
Back Side	standard	1RB	0	20300/1745	24.00	23.54	0.100	0.758	1.11	0.843	/
		1RB	0	20175/1732.5	24.00	23.58	0.070	0.744	1.10	0.820	/
		1RB	0	20050/1720	24.00	23.63	-0.150	0.789	1.09	0.859	/
Front Side	standard	1RB	0	20050/1720	24.00	23.63	0.030	0.670	1.09	0.730	/
Back Side	standard	50%RB	50	20300/1745	23.00	22.53	0.020	0.578	1.11	0.644	/
Front Side	standard	50%RB	50	20300/1745	23.00	22.53	0.120	0.549	1.11	0.612	/
Back Edge	Standard	100%RB	0	20050/1720	23.00	22.52	0.061	0.551	1.12	0.615	/
Back Side	Battery 2	1RB	0	20050/1720	24.00	23.63	0.102	0.739	1.09	0.804	/
Back Side	Battery 3	1RB	0	20050/1720	24.00	23.63	0.126	0.764	1.09	0.832	/
Hotspot (Hotspot On, QPSK, Distance 10mm)											
Back Side	standard	1RB	0	20050/1720	18.50	18.33	0.080	0.383	1.04	0.398	/
Front Side	standard	1RB	0	20050/1720	18.50	18.33	0.033	0.412	1.04	0.428	/
Left Edge	standard	1RB	0	20050/1720	18.50	18.33	0.180	0.032	1.04	0.033	/



Right Edge	standard	1RB	0	20050/1720	18.50	18.33	0.060	0.078	1.04	0.081	/
Top Edge	N/A	N/A	N/A	N/A	N/A	N/A	N/A	N/A	N/A	N/A	N/A
Bottom Edge	standard	1RB	0	20050/1720	18.50	18.33	0.041	0.399	1.04	0.415	/
Back Side	standard	50%RB	50	20300/1745	18.50	18.06	0.170	0.401	1.11	0.444	/
Front Side	standard	50%RB	50	20300/1745	18.50	18.06	0.031	0.406	1.11	0.449	/
Left Edge	standard	50%RB	50	20300/1745	18.50	18.06	0.160	0.029	1.11	0.032	/
Right Edge	standard	50%RB	50	20300/1745	18.50	18.06	0.042	0.079	1.11	0.088	/
Top Edge	N/A	N/A	N/A	N/A	N/A	N/A	N/A	N/A	N/A	N/A	N/A
Bottom Edge	standard	50%RB	50	20300/1745	18.50	18.06	0.043	0.443	1.11	0.490	/

Note: 1. The value with blue color is the maximum SAR Value of each test band.
 2. Per FCC KDB Publication 447498 D01, if the reported (scaled) SAR measured at the middle channel or highest output power channel for each test configuration is ≤ 0.8 W/kg then testing at the other channels is not required for such test configuration(s).
 3. For QPSK with 100% RB allocation, SAR is required when and the highest reported SAR for 1 RB and 50% RB allocation in are ≥ 0.8 W/kg.
 4. Per FCC KDB Publication 648474 D04, SAR was evaluated without a headset connected to the device. Since the reported SAR was ≤ 1.2 W/kg, no additional SAR evaluations using a headset cable were required.

MAX Adjusted SAR										
Test Position	Cover Type	RB size	RB offset	Channel/ Frequency (MHz)	Full power Tune-up limit (dBm)	Conducted Power (dBm)	Reported SAR _{1g} (W/kg)	Scaling Factor	Full power Report SAR _{1g} (W/kg)	0mm SAR
Back Side	standard	1RB	0	20050/1720	24.00	18.33	0.398	3.55	1.413	Yes
Front Side	standard	1RB	0	20050/1720	24.00	18.33	0.428	3.55	1.520	Yes
Left Edge	standard	1RB	0	20050/1720	24.00	18.33	0.033	3.55	0.117	No
Right Edge	standard	1RB	0	20050/1720	24.00	18.33	0.081	3.55	0.288	No
Top Edge	N/A	N/A	N/A	N/A	N/A	N/A	N/A	N/A	N/A	N/A
Bottom Edge	standard	1RB	0	20050/1720	24.00	18.33	0.415	3.55	1.472	Yes
Back Side	standard	50%RB	50	20300/1745	23.00	18.06	0.444	2.82	1.251	Yes
Front Side	standard	50%RB	50	20300/1745	23.00	18.06	0.449	2.82	1.266	Yes
Left Edge	standard	50%RB	50	20300/1745	23.00	18.06	0.032	2.82	0.089	No
Right Edge	standard	50%RB	50	20300/1745	23.00	18.06	0.088	2.82	0.247	No
Top Edge	N/A	N/A	N/A	N/A	N/A	N/A	N/A	N/A	N/A	N/A
Bottom Edge	standard	50%RB	50	20300/1745	23.00	18.06	0.490	2.82	1.382	Yes

Note: According to 648474 D04 Handset SAR v01r03. For Phablet, Since hotspot mode 1-g reported SAR > 1.2 W/kg, Product Specific 10-g SAR is required.

Test Position	Cover Type	RB size	RB offset	Channel/ Frequency (MHz)	Maximum Allowed Power(dBm)	Conducted Power (dBm)	Drift (dB)	Measured SAR _{10g} (W/kg)	Scaling Factor	Reported SAR _{10g} (W/kg)	Plot No.
Limb SAR (Hotspot Off+Sensor On, Distance 0mm)											
Back Side	standard	1RB	0	20050/1720	22.00	21.38	0.051	1.690	1.15	1.949	/
Front Side	standard	1RB	0	20300/1745	22.00	21.29	0.000	1.994	1.18	2.348	/
		1RB	0	20175/1732.5	22.00	21.31	0.083	2.091	1.17	2.451	/
		1RB	0	20050/1720	22.00	21.38	0.040	2.150	1.15	2.480	/



Bottom Edge	standard	1RB	0	20300/1745	22.00	21.29	-0.011	1.910	1.18	2.249	/
		1RB	0	20175/1732.5	22.00	21.31	-0.013	1.912	1.17	2.241	/
		1RB	0	20050/1720	22.00	21.38	-0.070	1.970	1.15	2.272	/
Back Side	standard	50%RB	50	20300/1745	22.00	21.27	0.016	1.740	1.18	2.058	/
		50%RB	0	20175/1732.5	22.00	21.17	0.105	1.775	1.21	2.149	/
		50%RB	0	20050/1720	22.00	21.25	-0.008	1.801	1.19	2.140	/
Front Side	standard	50%RB	50	20300/1745	22.00	21.27	0.009	2.110	1.18	2.496	/
		50%RB	0	20175/1732.5	22.00	21.17	0.040	2.010	1.21	2.433	/
		50%RB	0	20050/1720	22.00	21.25	0.033	2.000	1.19	2.377	/
Bottom Edge	standard	50%RB	50	20300/1745	22.00	21.27	0.018	2.050	1.18	2.425	/
		50%RB	0	20175/1732.5	22.00	21.17	0.064	1.980	1.21	2.397	/
		50%RB	0	20050/1720	22.00	21.25	0.007	2.004	1.19	2.382	/
Back Side	standard	100%RB	0	20050/1720	22.00	21.26	0.025	1.660	1.19	1.968	/
Front Side	standard	100%RB	0	20050/1720	22.00	21.26	0.120	1.920	1.19	2.277	/
Bottom Edge	standard	100%RB	0	20050/1720	22.00	21.26	0.056	2.190	1.19	2.597	/
Bottom Edge	Battery 2	50%RB	50	20300/1745	22.00	21.26	0.027	2.170	1.19	2.573	/
Bottom Edge	Battery 3	50%RB	50	20300/1745	22.00	21.26	0.008	2.141	1.19	2.539	/
Bottom Edge	Repeated	100%RB	50	20300/1745	22.00	21.26	0.015	2.152	1.19	2.552	/
Product Specific 10-g SAR (Hotspot Off+Sensor Off, Distance 6mm)											
Back Side	standard	1RB	0	20050/1720	24.00	23.63	0.070	1.310	1.09	1.426	/
Front Side	standard	1RB	0	20050/1720	24.00	23.63	0.022	1.270	1.09	1.383	/
Bottom Edge	standard	1RB	0	20300/1745	24.00	23.54	0.048	1.900	1.11	2.112	/
		1RB	0	20175/1732.5	24.00	23.58	0.006	1.971	1.10	2.171	/
		1RB	0	20050/1720	24.00	23.63	0.022	1.980	1.09	2.156	/
Back Side	standard	50%RB	50	20300/1745	23.00	22.53	0.018	1.205	1.11	1.343	/
Front Side	standard	50%RB	50	20300/1745	23.00	22.53	0.009	1.120	1.11	1.248	/
Bottom Edge	standard	50%	50	20300/1745	23.00	22.53	0.040	1.830	1.11	2.039	/
		50%	0	20175/1732.5	23.00	22.47	0.016	1.766	1.13	1.995	/
		50%	0	20050/1720	23.00	22.49	0.040	1.780	1.12	2.002	/
Bottom Edge	standard	100%	0	20050/1720	23.00	22.52	0.108	1.860	1.12	2.077	/

Note: 1.The value with blue color is the maximum SAR Value of each test band.

2. According to Clause 5.3.10 in this report, 6mm is used as the more conservative test separation distance for additional SAR testing with sensor off.

Measurement Variability				
Test Position	Channel/ Frequency(MHz)	MAX Measured SAR _{10g} (W/kg)	1 st Repeated SAR _{10g} (W/kg)	Ratio
Bottom Edge	20300/1745	2.190	2.152	1.02

Note: 1) When the original highest measured SAR_{1g} is ≥ 0.80 W/kg or SAR_{10g} is ≥ 2.0 W/kg, the measurement was repeated once.
 2) A second repeated measurement was preformed only if the ratio of largest to smallest SAR for the original and first repeated measurements was > 1.20.

**Variant A (BLA-L29)**

Test Position	Cover Type	RB size	RB offset	Channel/ Frequency (MHz)	Maximum Allowed Power(dBm)	Conducted Power (dBm)	Drift (dB)	Measured SAR _{1g} (W/kg)	Scaling Factor	Reported SAR _{1g} (W/kg)	Plot No.
Head SAR (REC On+Hotspot Off, QPSK)											
Left Cheek	standard	1RB	0	20050/1720	24.00	23.52	0.088	0.209	1.12	0.233	61
Body-worn (REC Off+Hotspot Off, QPSK, Distance 15mm)											
Back Side	standard	1RB	0	20050/1720	24.00	23.52	0.017	0.722	1.12	0.806	62
Hotspot (Hotspot On, QPSK, Distance 10mm)											
Bottom Edge	standard	50%RB	50	20300/1745	18.50	17.94	0.029	0.442	1.14	0.503	63
Test Position	Cover Type	RB size	RB offset	Channel/ Frequency (MHz)	Maximum Allowed Power(dBm)	Conducted Power (dBm)	Drift (dB)	Measured SAR _{10g} (W/kg)	Scaling Factor	Reported SAR _{10g} (W/kg)	Plot No.
Product Specific 10-g SAR (Hotspot Off+Sensor On, Distance 0mm)											
Bottom Edge	standard	100%RB	0	20050/1720	22.00	21.15	0.052	1.990	1.22	2.420	64
Note: 1.The value with blue color is the maximum SAR Value of each test band.											

**Table 23: LTE Band 5 (10MHz, Antenna 1)****Original (BLA-L29)**

Test Position	Cover Type	RB size	RB offset	Channel/Frequency (MHz)	Maximum Allowed Power (dBm)	Conducted Power (dBm)	Drift (dB)	Measured SAR _{1g} (W/kg)	Scaling Factor	Reported SAR _{1g} (W/kg)	Plot No.
Head SAR (QPSK)											
Left Cheek	standard	1RB	25	20450/829	24.00	23.14	0.100	0.153	1.22	0.187	/
Left Tilt	standard	1RB	25	20450/829	24.00	23.14	0.120	0.093	1.22	0.113	/
Right Cheek	standard	1RB	25	20450/829	24.00	23.14	0.130	0.224	1.22	0.273	/
Right Tilt	standard	1RB	25	20450/829	24.00	23.14	0.120	0.109	1.22	0.133	/
Left Cheek	standard	50%RB	13	20525/836.5	23.00	22.17	0.033	0.122	1.21	0.148	/
Left Tilt	standard	50%RB	13	20525/836.5	23.00	22.17	0.019	0.087	1.21	0.105	/
Right Cheek	standard	50%RB	13	20525/836.5	23.00	22.17	0.190	0.220	1.21	0.266	/
Right Tilt	standard	50%RB	13	20525/836.5	23.00	22.17	0.100	0.105	1.21	0.127	/
Right Cheek	Battery 2	1RB	25	20450/829	24.00	23.14	0.060	0.204	1.22	0.249	/
Right Cheek	Battery 3	1RB	25	20450/829	24.00	23.14	0.018	0.210	1.22	0.256	/
Body-worn (QPSK, Distance 15mm)											
Back Side	standard	1RB	25	20450/829	24.00	23.14	0.040	0.215	1.22	0.262	/
Front Side	standard	1RB	25	20450/829	24.00	23.14	-0.090	0.210	1.22	0.256	/
Back Side	standard	50%RB	13	20525/836.5	23.00	22.17	0.060	0.206	1.21	0.249	/
Front Side	standard	50%RB	13	20525/836.5	23.00	22.17	-0.110	0.200	1.21	0.242	/
Hotspot (QPSK, Distance 10mm)											
Back Side	standard	1RB	25	20450/829	24.00	23.14	0.040	0.322	1.22	0.393	/
Front Side	standard	1RB	25	20450/829	24.00	23.14	-0.090	0.309	1.22	0.377	/
Left Edge	standard	1RB	25	20450/829	24.00	23.14	0.050	0.051	1.22	0.063	/
Right Edge	standard	1RB	25	20450/829	24.00	23.14	0.000	0.207	1.22	0.252	/
Top Edge	N/A	N/A	N/A	N/A	N/A	N/A	N/A	N/A	N/A	N/A	N/A
Bottom Edge	standard	1RB	25	20450/829	24.00	23.14	0.060	0.282	1.22	0.344	/
Back Side	standard	50%RB	13	20525/836.5	23.00	22.17	0.050	0.307	1.21	0.372	/
Front Side	standard	50%RB	13	20525/836.5	23.00	22.17	-0.011	0.307	1.21	0.372	/
Left Edge	standard	50%RB	13	20525/836.5	23.00	22.17	0.020	0.050	1.21	0.061	/
Right Edge	standard	50%RB	13	20525/836.5	23.00	22.17	0.030	0.190	1.21	0.230	/
Top Edge	N/A	N/A	N/A	N/A	N/A	N/A	N/A	N/A	N/A	N/A	N/A
Bottom Edge	standard	50%RB	13	20525/836.5	23.00	22.17	0.110	0.263	1.21	0.318	/
Back Side	Battery 2	1RB	25	20450/829	24.00	23.14	0.082	0.315	1.22	0.384	/
Back Side	Battery 3	1RB	25	20450/829	24.00	23.14	0.070	0.304	1.22	0.371	/

Note: 1. The value with blue color is the maximum SAR Value of each test band.

2. Per FCC KDB Publication 447498 D01, if the reported (scaled) SAR measured at the middle channel or highest output power channel for each test configuration is ≤ 0.8 W/kg then testing at the other channels is not required for such test configuration(s).

3. Per FCC KDB Publication 648474 D04, SAR was evaluated without a headset connected to the device. Since the reported SAR was ≤ 1.2 W/kg, no additional SAR evaluations using a headset cable were required.

4. According to 648474 D04 Handset SAR v01r03, For Phablet, Since hotspot mode 1-g reported SAR < 1.2 W/kg, Product Specific 10-g SAR is no



required.

Variant A (BLA-L29)

Test Position	Cover Type	RB size	RB offset	Channel/ Frequency (MHz)	Maximum Allowed Power (dBm)	Conducted Power (dBm)	Drift (dB)	Measured SAR _{1g} (W/kg)	Scaling Factor	Reported SAR _{1g} (W/kg)	Plot No.
Head SAR (QPSK)											
Right Cheek	standard	1RB	25	20450/829	24.00	23.02	0.041	0.215	1.25	0.269	65
Body-worn (QPSK, Distance 15mm)											
Back Side	standard	1RB	25	20450/829	24.00	23.02	0.018	0.220	1.25	0.276	66
Hotspot (QPSK, Distance 10mm)											
Back Side	standard	1RB	25	20450/829	24.00	23.02	-0.020	0.382	1.25	0.479	67
Note: 1.The value with blue color is the maximum SAR Value of each test band.											



Table 24: LTE Band 7 (20MHz, Antenna 1)

Original (BLA-L29)

Test Position	Cover Type	RB size	RB offset	Channel/ Frequency (MHz)	Maximum Allowed Power (dBm)	Conducted Power (dBm)	Drift (dB)	Measured SAR _{1g} (W/kg)	Scaling Factor	Reported SAR _{1g} (W/kg)	Plot No.
Head SAR (REC On+Hotspot Off, QPSK)											
Left Cheek	standard	1RB	0	20850/2510	24.00	23.61	0.066	0.192	1.09	0.210	/
Left Tilt	standard	1RB	0	20850/2510	24.00	23.61	0.025	0.156	1.09	0.170	/
Right Cheek	standard	1RB	0	20850/2510	24.00	23.61	0.032	0.204	1.09	0.223	/
Right Tilt	standard	1RB	0	20850/2510	24.00	23.61	0.059	0.125	1.09	0.137	/
Left Cheek	standard	50%RB	0	20850/2510	23.00	22.54	0.046	0.176	1.11	0.195	/
Left Tilt	standard	50%RB	0	20850/2510	23.00	22.54	0.033	0.142	1.11	0.158	/
Right Cheek	standard	50%RB	0	20850/2510	23.00	22.54	0.054	0.181	1.11	0.201	/
Right Tilt	standard	50%RB	0	20850/2510	23.00	22.54	0.053	0.120	1.11	0.133	/
Head SAR (Hotspot On, QPSK)											
Left Cheek	standard	1RB	99	20850/2510	23.00	22.41	0.025	0.174	1.15	0.200	/
Left Tilt	standard	1RB	99	20850/2510	23.00	22.41	0.023	0.153	1.15	0.176	/
Right Cheek	standard	1RB	99	20850/2510	23.00	22.41	0.093	0.182	1.15	0.208	/
Right Tilt	standard	1RB	99	20850/2510	23.00	22.41	0.023	0.122	1.15	0.140	/
Left Cheek	standard	50%RB	0	20850/2510	23.00	22.48	0.040	0.176	1.13	0.198	/
Left Tilt	standard	50%RB	0	20850/2510	23.00	22.48	0.020	0.153	1.13	0.172	/
Right Cheek	standard	50%RB	0	20850/2510	23.00	22.48	0.104	0.182	1.13	0.205	/
Right Tilt	standard	50%RB	0	20850/2510	23.00	22.48	0.021	0.126	1.00	0.126	/
Head SAR (For Worse Case)											
Right Cheek	Battery 2	1RB	0	20850/2510	24.00	23.61	-0.050	0.233	1.09	0.255	/
Right Cheek	Battery 3	1RB	0	20850/2510	24.00	23.61	0.026	0.193	1.09	0.211	/
Body-worn (Hotspot Off, QPSK, Distance 15mm)											
Back Side	standard	1RB	0	20850/2510	24.00	23.61	-0.120	0.237	1.09	0.259	/
Front Side	standard	1RB	0	20850/2510	24.00	23.61	-0.070	0.283	1.09	0.310	/
Back Side	standard	50%RB	0	20850/2510	24.00	22.54	-0.024	0.181	1.11	0.201	/
Front Side	standard	50%RB	0	20850/2510	24.00	22.54	0.021	0.223	1.11	0.248	/
Hotspot (Hotspot On, QPSK, Distance 10mm)											
Back Side	standard	1RB	99	20850/2510	23.00	22.41	-0.040	0.468	1.15	0.536	/
Front Side	standard	1RB	99	20850/2510	23.00	22.41	-0.190	0.526	1.15	0.603	/
Left Edge	standard	1RB	99	20850/2510	23.00	22.41	0.060	0.154	1.15	0.176	/
Right Edge	standard	1RB	99	20850/2510	23.00	22.41	0.120	0.118	1.15	0.135	/
Top Edge	N/A	N/A	N/A	N/A	N/A	N/A	N/A	N/A	N/A	N/A	N/A
Bottom Edge	standard	1RB	99	20850/2510	23.00	22.41	0.000	0.450	1.15	0.515	/
Back Side	standard	50%RB	0	20850/2510	23.00	22.48	0.000	0.457	1.13	0.515	/



Front Side	standard	50%RB	0	20850/2510	23.00	22.48	-0.053	0.491	1.13	0.553	/
Left Edge	standard	50%RB	0	20850/2510	23.00	22.48	0.027	0.148	1.13	0.167	/
Right Edge	standard	50%RB	0	20850/2510	23.00	22.48	0.024	0.119	1.13	0.134	/
Top Edge	N/A	N/A	N/A	N/A	N/A	N/A	N/A	N/A	N/A	N/A	N/A
Bottom Edge	standard	50%RB	0	20850/2510	23.00	22.48	0.010	0.430	1.13	0.485	/
Front Side	Battery 2	1RB	99	20850/2510	23.00	22.41	-0.130	0.464	1.15	0.532	/
Front Side	Battery 3	1RB	99	20850/2510	23.00	22.41	-0.100	0.492	1.15	0.564	/

Note: 1. The value with blue color is the maximum SAR Value of each test band.

2. Per FCC KDB Publication 447498 D01, if the reported (scaled) SAR measured at the middle channel or highest output power channel for each test configuration is ≤ 0.8 W/kg then testing at the other channels is not required for such test configuration(s).

3. Per FCC KDB Publication 648474 D04, SAR was evaluated without a headset connected to the device. Since the reported SAR was ≤ 1.2 W/kg, no additional SAR evaluations using a headset cable were required.

MAX Adjusted SAR										
Test Position	Cover Type	RB size	RB offset	Channel/Frequency (MHz)	Full power Tune-up limit (dBm)	Conducted Power (dBm)	Reported SAR _{1g} (W/kg)	Scaling Factor	Full power Report SAR _{1g} (W/kg)	0mm SAR
Back Side	standard	1RB	99	20850/2510	23.60	22.41	0.536	1.15	0.616	No
Front Side	standard	1RB	99	20850/2510	23.60	22.41	0.603	1.15	0.692	No
Left Edge	standard	1RB	99	20850/2510	23.60	22.41	0.176	1.15	0.203	No
Right Edge	standard	1RB	99	20850/2510	23.60	22.41	0.135	1.15	0.155	No
Top Edge	N/A	N/A	N/A	N/A	N/A	N/A	N/A	N/A	N/A	N/A
Bottom Edge	standard	1RB	99	20850/2510	23.60	22.41	0.515	1.15	0.592	No
Back Side	standard	50%RB	0	20850/2510	22.60	22.48	0.515	0.91	0.470	No
Front Side	standard	50%RB	0	20850/2510	22.60	22.48	0.553	0.91	0.505	No
Left Edge	standard	50%RB	0	20850/2510	22.60	22.48	0.167	0.91	0.152	No
Right Edge	standard	50%RB	0	20850/2510	22.60	22.48	0.134	0.91	0.122	No
Top Edge	N/A	N/A	N/A	N/A	N/A	N/A	N/A	N/A	N/A	N/A
Bottom Edge	standard	50%RB	0	20850/2510	22.60	22.48	0.485	0.91	0.442	No
Front Side	Battery 2	1RB	99	20850/2510	22.60	22.41	0.532	0.91	0.485	No
Front Side	Battery 3	1RB	99	20850/2510	22.60	22.41	0.564	0.91	0.514	No

Note: According to 648474 D04 Handset SAR v01r03, For Phablet, Since hotspot mode 1-g reported SAR < 1.2 W/kg, Product Specific 10-g SAR is not required.



Variant A (BLA-L29)

Test Position	Cover Type	RB size	RB offset	Channel/Frequency (MHz)	Maximum Allowed Power (dBm)	Conducted Power (dBm)	Drift (dB)	Measured SAR _{1g} (W/kg)	Scaling Factor	Reported SAR _{1g} (W/kg)	Plot No.
Head SAR (REC On+Hotspot Off, QPSK)											
Right Cheek	Battery 2	1RB	0	20850/2510	24.00	23.50	-0.078	0.229	1.12	0.257	68
Body-worn (Hotspot Off, QPSK, Distance 15mm)											
Front Side	standard	1RB	0	20850/2510	24.00	23.50	-0.067	0.348	1.12	0.390	69
Hotspot (Hotspot On, QPSK, Distance 10mm)											
Front Side	standard	1RB	99	20850/2510	23.00	22.29	-0.032	0.466	1.18	0.549	70

Note: 1. The value with blue color is the maximum SAR Value of each test band.

Variant B (BLA-L29)

Test Position	Mod#.	PCC					SCC1					Power(dBm)		Power Drift (dB)	Limit of 1gSAR 1.6 W/kg (mW/g)			Plot No
		BW (MHz)	CH#.	Freq. (MHz)	RB	offset	BW (MHz)	CH#.	Freq. (MHz)	RB	offset	Tune-up	Meas.		Measured SAR1g	Scaling Factor	Report SAR1g	
Head SAR(Battery 2, full power)																		
Right Cheek	QPSK	20	20850	2510	1	99	20	21048	2529.8	1	0	24.00	23.37	0.084	0.141	1.16	0.163	71
Body-worn SAR (Distance 15mm)(full power)																		
Front Side	QPSK	20	20850	2510	1	99	20	21048	2529.8	1	0	24.00	23.37	0.057	0.224	1.16	0.259	72
Hotspot SAR (Distance 10mm)(hotspot on)																		
Front Side	QPSK	20	20850	2510	1	99	20	21048	2529.8	1	0	23.00	22.20	0.041	0.401	1.20	0.482	73

Note: 1. The value with blue color is the maximum SAR Value of each test band.
 2. UL CA SAR testing were determined and selected to the worst-case standalone SAR, and performed on each ANT separately using the corresponding power modes, receiver on mode was used when the DUT was tested on head exposure condition, receiver off mode was used when the DUT was tested on body exposure condition.
 3. PCC and SCC channels were determined and selected to allow contiguous CA, and channels, RB allocations and offsets were selected to allow maximum measured output power. Output power was measured and verified for these test cases.



Table 25: LTE Band 12 (20MHz, Antenna 1)

Original (BLA-L29)

Test Position	Cover Type	RB size	RB offset	Channel/Frequency (MHz)	Maximum Allowed Power (dBm)	Conducted Power (dBm)	Drift (dB)	Measured SAR _{1g} (W/kg)	Scaling Factor	Reported SAR _{1g} (W/kg)	Plot No.
Head SAR (QPSK)											
Left Cheek	standard	1RB	25	23130/711	24.00	23.56	0.033	0.194	1.11	0.215	/
Left Tilt	standard	1RB	25	23130/711	24.00	23.56	0.100	0.155	1.11	0.171	/
Right Cheek	standard	1RB	25	23130/711	24.00	23.56	0.043	0.221	1.11	0.245	/
Right Tilt	standard	1RB	25	23130/711	24.00	23.56	0.110	0.141	1.11	0.156	/
Left Cheek	standard	50%RB	13	23130/711	23.00	22.66	0.135	0.177	1.08	0.192	/
Left Tilt	standard	50%RB	13	23130/711	23.00	22.66	0.028	0.153	1.08	0.165	/
Right Cheek	standard	50%RB	13	23130/711	23.00	22.66	0.060	0.198	1.08	0.214	/
Right Tilt	standard	50%RB	13	23130/711	23.00	22.66	0.110	0.136	1.08	0.147	/
Right Cheek	Battery 2	1RB	25	23130/711	24.00	23.56	0.130	0.227	1.11	0.251	/
Right Cheek	Battery 3	1RB	25	23130/711	24.00	23.56	0.129	0.152	1.11	0.168	/
Body-worn (QPSK, Distance 15mm)											
Back Side	standard	1RB	25	23130/711	24.00	23.56	0.000	0.200	1.11	0.221	/
Front Side	standard	1RB	25	23130/711	24.00	23.56	-0.020	0.185	1.11	0.205	/
Back Side	standard	50%RB	13	23130/711	23.00	22.66	0.000	0.166	1.08	0.180	/
Front Side	standard	50%RB	13	23130/711	23.00	22.66	-0.040	0.154	1.08	0.167	/
Hotspot (QPSK, Distance 10mm)											
Back Side	standard	1RB	25	23130/711	24.00	23.56	0.030	0.264	1.11	0.292	/
Front Side	standard	1RB	25	23130/711	24.00	23.56	-0.070	0.266	1.11	0.294	/
Left Edge	standard	1RB	25	23130/711	24.00	23.56	0.030	0.056	1.11	0.061	/
Right Edge	standard	1RB	25	23130/711	24.00	23.56	0.030	0.195	1.11	0.216	/
Top Edge	N/A	N/A	N/A	N/A	N/A	N/A	N/A	N/A	N/A	N/A	N/A
Bottom Edge	standard	1RB	25	23130/711	24.00	23.56	0.030	0.171	1.11	0.189	/
Back Side	standard	50%RB	13	23130/711	23.00	22.66	0.020	0.221	1.08	0.239	/
Front Side	standard	50%RB	13	23130/711	23.00	22.66	-0.040	0.223	1.08	0.241	/
Left Edge	standard	50%RB	13	23130/711	23.00	22.66	0.070	0.047	1.08	0.050	/
Right Edge	standard	50%RB	13	23130/711	23.00	22.66	0.000	0.185	1.08	0.200	/
Top Edge	N/A	N/A	N/A	N/A	N/A	N/A	N/A	N/A	N/A	N/A	N/A
Bottom Edge	standard	50%RB	13	23130/711	23.00	22.66	0.120	0.160	1.08	0.173	/
Front Side	Battery 2	1RB	25	23130/711	24.00	23.56	0.005	0.248	1.11	0.274	/
Front Side	Battery 3	1RB	25	23130/711	24.00	23.56	0.046	0.251	1.11	0.278	/

Note: 1. The value with blue color is the maximum SAR Value of each test band.

2. Per FCC KDB Publication 447498 D01, if the reported (scaled) SAR measured at the middle channel or highest output power channel for each test configuration is ≤ 0.8 W/kg then testing at the other channels is not required for such test configuration(s).

3. Per FCC KDB Publication 648474 D04, SAR was evaluated without a headset connected to the device. Since the reported SAR was ≤ 1.2 W/kg, no additional SAR evaluations using a headset cable were required.

4. According to 648474 D04 Handset SAR v01r03. For Phablet, Since hotspot mode 1-g reported SAR < 1.2 W/kg, Product Specific 10-g SAR is no



required.

Variant A (BLA-L29)

Test Position	Cover Type	RB size	RB offset	Channel/ Frequency (MHz)	Maximum Allowed Power (dBm)	Conducted Power (dBm)	Drift (dB)	Measured SAR _{1g} (W/kg)	Scaling Factor	Reported SAR _{1g} (W/kg)	Plot No.
Head SAR (QPSK)											
Right Cheek	Battery 2	1RB	25	23130/711	24.00	23.40	0.020	0.211	1.15	0.242	74
Body-worn (QPSK, Distance 15mm)											
Back Side	standard	1RB	25	23130/711	24.00	23.40	0.094	0.188	1.15	0.216	75
Hotspot (QPSK, Distance 10mm)											
Front Side	standard	1RB	25	23130/711	24.00	23.40	0.010	0.192	1.15	0.220	76
Note: 1.The value with blue color is the maximum SAR Value of each test band.											

**Table 26: LTE Band 17 (10MHz, Antenna 1)****Original (BLA-L29)**

Test Position	Cover Type	RB size	RB offset	Channel/Frequency (MHz)	Maximum Allowed Power (dBm)	Conducted Power (dBm)	Drift (dB)	Measured SAR _{1g} (W/kg)	Scaling Factor	Reported SAR _{1g} (W/kg)	Plot No.
Head SAR (QPSK)											
Left Cheek	standard	1RB	0	23780/709	24.00	23.54	0.085	0.189	1.11	0.210	/
Left Tilt	standard	1RB	0	23780/709	24.00	23.54	0.160	0.179	1.11	0.199	/
Right Cheek	standard	1RB	0	23780/709	24.00	23.54	-0.040	0.218	1.11	0.242	/
Right Tilt	standard	1RB	0	23780/709	24.00	23.54	0.090	0.149	1.11	0.166	/
Left Cheek	standard	50%RB	0	23790/710	23.00	22.64	0.086	0.174	1.09	0.189	/
Left Tilt	standard	50%RB	0	23790/710	23.00	22.64	0.031	0.158	1.09	0.172	/
Right Cheek	standard	50%RB	0	23790/710	23.00	22.64	0.085	0.196	1.09	0.213	/
Right Tilt	standard	50%RB	0	23790/710	23.00	22.64	0.190	0.135	1.09	0.146	/
Right Cheek	Battery 2	1RB	0	23780/709	24.00	23.54	0.100	0.210	1.11	0.233	/
Right Cheek	Battery 3	1RB	0	23780/709	24.00	23.54	0.065	0.209	1.11	0.232	/
Body-worn (QPSK, Distance 15mm)											
Back Side	standard	1RB	0	23780/709	24.00	23.54	0.020	0.198	1.11	0.220	/
Front Side	standard	1RB	0	23780/709	24.00	23.54	0.000	0.168	1.11	0.187	/
Back Side	standard	50%RB	0	23790/710	23.00	22.64	0.010	0.137	1.09	0.149	/
Front Side	standard	50%RB	0	23790/710	23.00	22.64	-0.030	0.127	1.09	0.138	/
Hotspot (QPSK, Distance 10mm)											
Back Side	standard	1RB	0	23780/709	24.00	23.54	0.010	0.266	1.11	0.296	/
Front Side	standard	1RB	0	23780/709	24.00	23.54	-0.030	0.231	1.11	0.257	/
Left Edge	standard	1RB	0	23780/709	24.00	23.54	-0.170	0.051	1.11	0.056	/
Right Edge	standard	1RB	0	23780/709	24.00	23.54	0.000	0.216	1.11	0.240	/
Top Edge	N/A	N/A	N/A	N/A	N/A	N/A	N/A	N/A	N/A	N/A	N/A
Bottom Edge	standard	1RB	0	23780/709	24.00	23.54	-0.020	0.158	1.11	0.176	/
Back Side	standard	50%RB	0	23790/710	23.00	22.64	-0.010	0.215	1.09	0.234	/
Front Side	standard	50%RB	0	23790/710	23.00	22.64	-0.030	0.190	1.09	0.206	/
Left Edge	standard	50%RB	0	23790/710	23.00	22.64	-0.010	0.044	1.09	0.047	/
Right Edge	standard	50%RB	0	23790/710	23.00	22.64	0.030	0.168	1.09	0.183	/
Top Edge	N/A	N/A	N/A	N/A	N/A	N/A	N/A	N/A	N/A	N/A	N/A
Bottom Edge	standard	50%RB	0	23790/710	23.00	22.64	-0.040	0.127	1.09	0.138	/
Back Side	Battery 2	1RB	0	23780/709	24.00	23.54	-0.020	0.242	1.11	0.269	/
Back Side	Battery 3	1RB	0	23780/709	24.00	23.54	0.030	0.254	1.11	0.282	/

Note: 1. The value with blue color is the maximum SAR Value of each test band.

2. Per FCC KDB Publication 447498 D01, if the reported (scaled) SAR measured at the middle channel or highest output power channel for each test configuration is ≤ 0.8 W/kg then testing at the other channels is not required for such test configuration(s).

3. For QPSK with 100% RB allocation, SAR is required when and the highest reported SAR for 1 RB and 50% RB allocation in are ≥ 0.8 W/kg.

4. Per FCC KDB Publication 648474 D04, SAR was evaluated without a headset connected to the device. Since the reported SAR was ≤ 1.2 W/kg, no additional SAR evaluations using a headset cable were required.



5. According to 648474 D04 Handset SAR v01r03. For Phablet, Since hotspot mode 1-g *reported* SAR < 1.2 W/kg, Product Specific 10-g SAR is no required.

Variant A (BLA-L29)

Test Position	Cover Type	RB size	RB offset	Channel/ Frequency (MHz)	Maximum Allowed Power (dBm)	Conducted Power (dBm)	Drift (dB)	Measured SAR _{1g} (W/kg)	Scaling Factor	Reported SAR _{1g} (W/kg)	Plot No.
Head SAR (QPSK)											
Right Cheek	standard	1RB	0	23780/709	24.00	23.47	0.040	0.206	1.13	0.233	77
Body-worn (QPSK, Distance 15mm)											
Back Side	standard	1RB	0	23780/709	24.00	23.47	0.055	0.184	1.13	0.208	78
Hotspot (QPSK, Distance 10mm)											
Back Side	standard	1RB	0	23780/709	24.00	23.47	0.010	0.194	1.13	0.219	79
Note: 1.The value with blue color is the maximum SAR Value of each test band.											

**Table 27: LTE Band 26 (15MHz, Antenna 1)****Original (BLA-L29)**

Test Position	Cover Type	RB size	RB offset	Channel/Frequency (MHz)	Maximum Allowed Power (dBm)	Conducted Power (dBm)	Drift (dB)	Measured SAR _{1g} (W/kg)	Scaling Factor	Reported SAR _{1g} (W/kg)	Plot No.
Head SAR (QPSK)											
Left Cheek	standard	1RB	38	26775/822.5	24.00	23.14	0.081	0.130	1.22	0.158	/
Left Tilt	standard	1RB	38	26775/822.5	24.00	23.14	0.020	0.070	1.22	0.086	/
Right Cheek	standard	1RB	38	26775/822.5	24.00	23.14	-0.010	0.204	1.22	0.249	/
Right Tilt	standard	1RB	38	26775/822.5	24.00	23.14	0.130	0.098	1.22	0.120	/
Left Cheek	standard	50%RB	18	26865/831.5	23.00	22.35	0.049	0.124	1.16	0.144	/
Left Tilt	standard	50%RB	18	26865/831.5	23.00	22.35	0.060	0.070	1.16	0.081	/
Right Cheek	standard	50%RB	18	26865/831.5	23.00	22.35	0.170	0.197	1.16	0.229	/
Right Tilt	standard	50%RB	18	26865/831.5	23.00	22.35	0.180	0.096	1.16	0.111	/
Right Cheek	Battery 2	1RB	38	26775/822.5	24.00	23.14	0.064	0.200	1.22	0.244	/
Right Cheek	Battery 3	1RB	38	26775/822.5	24.00	23.14	0.029	0.188	1.22	0.229	/
Body-worn (QPSK, Distance 15mm)											
Back Side	standard	1RB	38	26775/822.5	24.00	23.14	0.030	0.274	1.22	0.334	/
Front Side	standard	1RB	38	26775/822.5	24.00	23.14	-0.070	0.230	1.22	0.280	/
Back Side	standard	50%RB	18	26865/831.5	23.00	22.35	0.020	0.235	1.16	0.273	/
Front Side	standard	50%RB	18	26865/831.5	23.00	22.35	-0.050	0.211	1.16	0.245	/
Hotspot (QPSK, Distance 10mm)											
Back Side	standard	1RB	38	26775/822.5	24.00	23.14	0.050	0.381	1.22	0.464	/
Front Side	standard	1RB	38	26775/822.5	24.00	23.14	-0.080	0.348	1.22	0.424	/
Left Edge	standard	1RB	38	26775/822.5	24.00	23.14	0.040	0.075	1.22	0.092	/
Right Edge	standard	1RB	38	26775/822.5	24.00	23.14	0.070	0.228	1.22	0.278	/
Top Edge	N/A	N/A	N/A	N/A	N/A	N/A	N/A	N/A	N/A	N/A	N/A
Bottom Edge	standard	1RB	38	26775/822.5	24.00	23.14	0.030	0.280	1.22	0.341	/
Back Side	standard	50%RB	18	26865/831.5	23.00	22.35	0.040	0.324	1.16	0.376	/
Front Side	standard	50%RB	18	26865/831.5	23.00	22.35	-0.050	0.298	1.16	0.346	/
Left Edge	standard	50%RB	18	26865/831.5	23.00	22.35	0.090	0.058	1.16	0.068	/
Right Edge	standard	50%RB	18	26865/831.5	23.00	22.35	-0.020	0.188	1.16	0.218	/
Top Edge	N/A	N/A	N/A	N/A	N/A	N/A	N/A	N/A	N/A	N/A	N/A
Bottom Edge	standard	50%RB	18	26865/831.5	23.00	22.35	0.070	0.234	1.16	0.272	/
Back Side	Battery 2	1RB	38	26775/822.5	24.00	23.14	0.105	0.370	1.22	0.451	/
Back Side	Battery 3	1RB	38	26775/822.5	24.00	23.14	0.004	0.367	1.22	0.447	/

Note: 1. The value with blue color is the maximum SAR Value of each test band.

2. Per FCC KDB Publication 447498 D01, if the reported (scaled) SAR measured at the middle channel or highest output power channel for each test configuration is ≤ 0.8 W/kg then testing at the other channels is not required for such test configuration(s).

3. Per FCC KDB Publication 648474 D04, SAR was evaluated without a headset connected to the device. Since the reported SAR was ≤ 1.2 W/kg, no additional SAR evaluations using a headset cable were required.

4. According to 648474 D04 Handset SAR v01r03. For Phablet, Since hotspot mode 1-g reported SAR < 1.2 W/kg, Product Specific 10-g SAR is no



required.

Variant A (BLA-L29)

Test Position	Cover Type	RB size	RB offset	Channel/ Frequency (MHz)	Maximum Allowed Power (dBm)	Conducted Power (dBm)	Drift (dB)	Measured SAR _{1g} (W/kg)	Scaling Factor	Reported SAR _{1g} (W/kg)	Plot No.
Head SAR (QPSK)											
Right Cheek	standard	1RB	38	26775/822.5	24.00	23.30	0.130	0.190	1.17	0.223	80
Body-worn (QPSK, Distance 15mm)											
Back Side	standard	1RB	38	26775/822.5	24.00	23.30	0.064	0.261	1.17	0.307	81
Hotspot (QPSK, Distance 10mm)											
Back Side	standard	1RB	38	26775/822.5	24.00	23.30	0.040	0.308	1.17	0.362	82
Note: 1.The value with blue color is the maximum SAR Value of each test band.											



Table 28: LTE Band 38 (20MHz, Antenna 1)

Original (BLA-L29)

Test Position	Cover Type	RB size	RB offset	Channel/ Frequency (MHz)	Maximum Allowed Power (dBm)	Conducted Power (dBm)	Drift (dB)	Measured SAR _{1g} (W/kg)	Scaling Factor	Reported SAR _{1g} (W/kg)	Plot No.
Head SAR (QPSK)											
Left Cheek	standard	1RB	99	38150/2610	24.00	23.10	0.000	0.177	1.23	0.217	/
Left Tilt	standard	1RB	99	38150/2610	24.00	23.10	0.000	0.131	1.23	0.162	/
Right Cheek	standard	1RB	99	38150/2610	24.00	23.10	-0.050	0.170	1.23	0.209	/
Right Tilt	standard	1RB	99	38150/2610	24.00	23.10	0.025	0.125	1.23	0.154	/
Left Cheek	standard	50%RB	0	38150/2610	23.00	22.17	0.044	0.169	1.21	0.204	/
Left Tilt	standard	50%RB	0	38150/2610	23.00	22.17	0.056	0.132	1.21	0.159	/
Right Cheek	standard	50%RB	0	38150/2610	23.00	22.17	0.000	0.171	1.21	0.207	/
Right Tilt	standard	50%RB	0	38150/2610	23.00	22.17	0.041	0.127	1.21	0.153	/
Left Cheek	Battery 2	1RB	99	38150/2610	24.00	23.10	0.003	0.172	1.23	0.212	/
Left Cheek	Battery 3	1RB	99	38150/2610	24.00	23.10	0.017	0.168	1.23	0.207	/
Body-worn (QPSK, Distance 15mm)											
Back Side	standard	1RB	99	38150/2610	24.00	23.10	-0.052	0.145	1.23	0.178	/
Front Side	standard	1RB	99	38150/2610	24.00	23.10	-0.040	0.154	1.23	0.189	/
Back Side	standard	50%RB	0	38150/2610	23.00	22.17	-0.034	0.142	1.21	0.172	/
Front Side	standard	50%RB	0	38150/2610	23.00	22.17	-0.162	0.153	1.21	0.185	/
Hotspot (QPSK, Distance 10mm)											
Back Side	standard	1RB	99	38150/2610	24.00	23.10	-0.030	0.241	1.23	0.296	/
Front Side	standard	1RB	99	38150/2610	24.00	23.10	-0.056	0.367	1.23	0.452	/
Left Edge	standard	1RB	99	38150/2610	24.00	23.10	0.046	0.055	1.23	0.067	/
Right Edge	standard	1RB	99	38150/2610	24.00	23.10	-0.120	0.104	1.23	0.128	/
Top Edge	N/A	N/A	N/A	N/A	N/A	N/A	N/A	N/A	N/A	N/A	N/A
Bottom Edge	standard	1RB	99	38150/2610	24.00	23.10	-0.010	0.329	1.23	0.405	/
Back Side	standard	50%RB	0	38150/2610	23.00	22.17	-0.034	0.230	1.21	0.278	/
Front Side	standard	50%RB	0	38150/2610	23.00	22.17	-0.110	0.362	1.21	0.438	/
Left Edge	standard	50%RB	0	38150/2610	23.00	22.17	-0.021	0.053	1.21	0.065	/
Right Edge	standard	50%RB	0	38150/2610	23.00	22.17	0.120	0.107	1.21	0.130	/
Top Edge	N/A	N/A	N/A	N/A	N/A	N/A	N/A	N/A	N/A	N/A	N/A
Bottom Edge	standard	50%RB	0	38150/2610	23.00	22.17	-0.070	0.346	1.21	0.419	/
Front Side	Battery 2	1RB	99	38150/2610	24.00	23.10	0.009	0.334	1.23	0.411	/
Front Side	Battery 3	1RB	99	38150/2610	24.00	23.10	0.025	0.347	1.23	0.427	/

Note: 1. The value with blue color is the maximum SAR Value of each test band.

2. Per FCC KDB Publication 447498 D01, if the reported (scaled) SAR measured at the middle channel or highest output power channel for each test configuration is ≤ 0.8 W/kg then testing at the other channels is not required for such test configuration(s).

3. Per FCC KDB Publication 648474 D04, SAR was evaluated without a headset connected to the device. Since the reported SAR was ≤ 1.2 W/kg, no additional SAR evaluations using a headset cable were required.

4. According to 648474 D04 Handset SAR v01r03. For Phablet, Since hotspot mode 1-g reported SAR < 1.2 W/kg, Product Specific 10-g SAR is no



required.

Variant A (BLA-L29)

Test Position	Cover Type	RB size	RB offset	Channel/ Frequency (MHz)	Maximum Allowed Power (dBm)	Conducted Power (dBm)	Drift (dB)	Measured SAR _{1g} (W/kg)	Scaling Factor	Reported SAR _{1g} (W/kg)	Plot No.
Head SAR (QPSK)											
Left Cheek	standard	1RB	99	38150/2610	24.00	23.23	0.007	0.160	1.19	0.191	83
Body-worn (QPSK, Distance 15mm)											
Front Side	standard	1RB	99	38150/2610	24.00	23.23	-0.059	0.112	1.19	0.134	84
Hotspot (QPSK, Distance 10mm)											
Front Side	standard	1RB	99	38150/2610	24.00	23.23	-0.042	0.284	1.19	0.339	85
Note: 1.The value with blue color is the maximum SAR Value of each test band.											

Variant B (BLA-L29)

Test Position	Mod#.	PCC					SCC1					Power(dBm)		Power Drift (dB)	Limit of 1gSAR 1.6 W/kg (mW/g)			Plot No
		BW (MHz)	CH#.	Freq. (MHz)	RB	offset	BW (MHz)	CH#.	Freq. (MHz)	RB	offset	Tune-up	Meas.		Measured SAR1g	Scaling Factor	Report SAR1g	
Head SAR																		
Left Cheek	QPSK	20	38150	2610	1	0	20	37952	2590.2	1	99	24.00	23.02	0.059	0.149	1.25	0.187	86
Body-worn SAR (Distance 15mm)																		
Front Side	QPSK	20	38150	2610	1	0	20	37952	2590.2	1	99	24.00	23.02	0.025	0.140	1.25	0.175	87
Hotspot SAR (Distance 10mm)																		
Front Side	QPSK	20	38150	2610	1	0	20	37952	2590.2	1	99	24.00	23.02	0.120	0.259	1.25	0.325	88
Note: 1.The value with blue color is the maximum SAR Value of each test band.																		
2. UL CA SAR testing were determined and selected to the worst-case standalone SAR, and performed on each ANT separately using the corresponding power modes, receiver on mode was used when the DUT was tested on head exposure condition, receiver off mode was used when the DUT was tested on body exposure condition.																		
3. PCC and SCC channels were determined and selected to allow contiguous CA, and channels, RB allocations and offsets were selected to allow maximum measured output power. Output power was measured and verified for these test cases.																		

**Table 29: LTE Band 41 (20MHz, Antenna 1)****Original (BLA-L29)**

Test Position	Cover Type	RB size	RB offset	Channel/Frequency (MHz)	Maximum Allowed Power(dBm)	Conducted Power (dBm)	Drift (dB)	Measured SAR _{1g} (W/kg)	Scaling Factor	Reported SAR _{1g} (W/kg)	Plot No.
Head SAR (QPSK)											
Left Cheek	standard	1RB	99	41140/2645	24.00	23.33	0.000	0.195	1.17	0.227	/
Left Tilt	standard	1RB	99	41140/2645	24.00	23.33	-0.029	0.134	1.17	0.156	/
Right Cheek	standard	1RB	99	41140/2645	24.00	23.33	0.087	0.170	1.17	0.198	/
Right Tilt	standard	1RB	99	41140/2645	24.00	23.33	0.023	0.133	1.17	0.156	/
Left Cheek	standard	50%	50	40840/2615	23.00	22.42	0.116	0.168	1.14	0.192	/
Left Tilt	standard	50%	50	40840/2615	23.00	22.42	0.039	0.126	1.14	0.144	/
Right Cheek	standard	50%	50	40840/2615	23.00	22.42	-0.026	0.164	1.14	0.188	/
Right Tilt	standard	50%	50	40840/2615	23.00	22.42	-0.086	0.126	1.14	0.144	/
Left Cheek	Battery 2	1RB	99	41140/2645	24.00	23.33	0.002	0.191	1.17	0.223	/
Left Cheek	Battery 3	1RB	99	41140/2645	24.00	23.33	0.037	0.185	1.17	0.216	/
Body-worn (QPSK, Distance 15mm)											
Back Side	standard	1RB	99	41140/2645	24.00	23.33	-0.020	0.160	1.17	0.187	/
Front Side	standard	1RB	99	41140/2645	24.00	23.33	-0.130	0.211	1.17	0.246	/
Back Edge	standard	50%	50	40840/2615	23.00	22.42	-0.066	0.126	1.14	0.144	/
Front Edge	standard	50%	50	40840/2615	23.00	22.42	-0.053	0.171	1.14	0.195	/
Hotspot (QPSK, Distance 10mm)											
Back Side	standard	1RB	99	41140/2645	24.00	23.33	-0.070	0.353	1.17	0.412	/
Front Side	standard	1RB	99	41140/2645	24.00	23.33	-0.040	0.255	1.17	0.298	/
Left Edge	standard	1RB	99	41140/2645	24.00	23.33	0.060	0.104	1.17	0.121	/
Right Edge	standard	1RB	99	41140/2645	24.00	23.33	0.025	0.125	1.17	0.146	/
Top Edge	N/A	N/A	N/A	N/A	N/A	N/A	N/A	N/A	N/A	N/A	N/A
Bottom Edge	standard	1RB	99	41140/2645	24.00	23.33	-0.030	0.377	1.17	0.440	/
Back Edge	standard	50%	50	40840/2615	23.00	22.42	-0.145	0.281	1.14	0.321	/
Front Edge	standard	50%	50	40840/2615	23.00	22.42	-0.037	0.209	1.14	0.239	/
Left Edge	standard	50%	50	40840/2615	23.00	22.42	0.027	0.090	1.14	0.103	/
Right Edge	standard	50%	50	40840/2615	23.00	22.42	0.026	0.113	1.14	0.129	/
Top Edge	N/A	N/A	N/A	N/A	N/A	N/A	N/A	N/A	N/A	N/A	N/A
Bottom Edge	standard	50%	50	40840/2615	23.00	22.42	-0.028	0.341	1.14	0.390	/
Bottom Edge	Battery 2	1RB	99	41140/2645	24.00	23.33	0.008	0.364	1.17	0.425	/
Bottom Edge	Battery 3	1RB	99	41140/2645	24.00	23.33	0.061	0.360	1.17	0.420	/

Note: 1. The value with blue color is the maximum SAR Value of each test band.

2. Per FCC KDB Publication 447498 D01, if the reported (scaled) SAR measured at the middle channel or highest output power channel for each test configuration is ≤ 0.8 W/kg then testing at the other channels is not required for such test configuration(s).

3. Per FCC KDB Publication 648474 D04, SAR was evaluated without a headset connected to the device. Since the reported SAR was ≤ 1.2 W/kg, no additional SAR evaluations using a headset cable were required.

4. According to 648474 D04 Handset SAR v01r03. For Phablet, Since hotspot mode 1-g reported SAR < 1.2 W/kg, Product Specific 10-g SAR is no required.



Variant A (BLA-L29)

Test Position	Cover Type	RB size	RB offset	Channel/Frequency (MHz)	Maximum Allowed Power(dBm)	Conducted Power (dBm)	Drift (dB)	Measured SAR _{1g} (W/kg)	Scaling Factor	Reported SAR _{1g} (W/kg)	Plot No.
Head SAR (QPSK)											
Left Cheek	standard	1RB	99	41140/2645	24.00	23.58	0.015	0.180	1.10	0.198	89
Body-worn (QPSK, Distance 15mm)											
Front Side	standard	1RB	99	41140/2645	24.00	23.58	0.053	0.153	1.10	0.169	90
Hotspot (QPSK, Distance 10mm)											
Bottom Edge	standard	1RB	99	41140/2645	24.00	23.58	-0.040	0.341	1.10	0.376	91

Note: 1.The value with blue color is the maximum SAR Value of each test band.

Variant B (BLA-L29)

Test Position	Mod#.	PCC					SCC1					Power(dBm)		Power Drift (dB)	Limit of 1gSAR 1.6 W/kg (mW/g)			Plot No
		BW (MHz)	CH#.	Freq. (MHz)	RB	offset	BW (MHz)	CH#.	Freq. (MHz)	RB	offset	Tune-up	Meas.		Measured SAR1g	Scaling Factor	Report SAR1g	
Head SAR																		
Left Cheek	QPSK	20	41140	2645	1	0	20	40942	2625.2	1	99	24.00	23.05	0.042	0.110	1.24	0.137	92
Body-worn SAR (Distance 15mm)																		
Front Side	QPSK	20	41140	2645	1	0	20	40942	2625.2	1	99	24.00	23.05	0.066	0.145	1.24	0.180	93
Hotspot SAR (Distance 10mm)																		
Bottom Edge	QPSK	20	41140	2645	1	0	20	40942	2625.2	1	99	24.00	23.05	-0.108	0.267	1.24	0.332	94

Note: 1.The value with blue color is the maximum SAR Value of each test band.
 2. UL CA SAR testing were determined and selected to the worst-case standalone SAR, and performed on each ANT separately using the corresponding power modes, receiver on mode was used when the DUT was tested on head exposure condition, receiver off mode was used when the DUT was tested on body exposure condition.
 3. PCC and SCC channels were determined and selected to allow contiguous CA, and channels, RB allocations and offsets were selected to allow maximum measured output power. Output power was measured and verified for these test cases.



Table 30: GSM 850 (Antenna 2)

Original (BLA-L29)

Test Position	Cover Type	Channel/Frequency (MHz)	Time slot	Duty Cycle	Tune-up limit (dBm)	Conducted Power (dBm)	Drift (dB)	Measured SAR _{1g} (W/kg)	Scaling Factor	Reported SAR _{1g} (W/kg)	Plot No.
Head SAR (Single=REC On+Left Head)											
Left Cheek	standard	190/836.6	GSM	1:8.3	29.50	28.47	-0.020	0.578	1.27	0.733	/
Left Tilt	standard	190/836.6	GSM	1:8.3	29.50	28.47	0.010	0.460	1.27	0.583	/
Head SAR (Single=REC On+Right Head)											
Right Cheek	standard	190/836.6	GSM	1:8.3	29.00	27.96	0.028	0.556	1.27	0.706	/
Right Tilt	standard	190/836.6	GSM	1:8.3	29.00	27.96	0.050	0.523	1.27	0.665	/
Head SAR (Synchronous=REC On+Left Head+Wi-Fi/BT)											
Left Cheek	standard	190/836.6	GSM	1:8.3	26.50	25.54	0.080	0.299	1.25	0.373	/
Left Tilt	standard	190/836.6	GSM	1:8.3	26.50	25.54	0.080	0.237	1.25	0.296	/
Head SAR (Synchronous=REC On+Right Head+Wi-Fi/BT)											
Right Cheek	standard	190/836.6	GSM	1:8.3	26.00	25.06	0.010	0.304	1.24	0.377	/
Right Tilt	standard	190/836.6	GSM	1:8.3	26.00	25.06	-0.030	0.274	1.24	0.340	/
Head SAR (For Worse Case)											
Left Cheek	Battery 2	251/848.8	GSM	1:8.3	29.50	28.63	0.030	0.625	1.22	0.764	/
		190/836.6	GSM	1:8.3	29.50	28.47	0.020	0.632	1.27	0.801	/
		128/824.2	GSM	1:8.3	29.50	28.24	-0.034	0.598	1.34	0.799	/
Left Cheek	Battery 3	190/836.6	GSM	1:8.3	29.50	28.47	0.020	0.609	1.27	0.772	/
Body-worn (Single=REC Off, Distance 15mm)											
Back Side	standard	190/836.6	GSM	1:8.3	33.60	32.24	-0.030	0.182	1.37	0.249	/
Front Side	standard	190/836.6	GSM	1:8.3	33.60	32.24	0.160	0.184	1.37	0.252	/
Hotspot (Synchronous=REC Off+Wi-Fi/BT, Distance 10mm)											
Back Side	standard	190/836.6	2Txslots	1:4.15	28.00	26.99	-0.060	0.235	1.26	0.297	/
Front Side	standard	190/836.6	2Txslots	1:4.15	28.00	26.99	0.050	0.231	1.26	0.291	/
Left Edge	standard	190/836.6	2Txslots	1:4.15	28.00	26.99	0.070	0.107	1.26	0.135	/
Right Edge	standard	190/836.6	2Txslots	1:4.15	28.00	26.99	0.120	0.027	1.26	0.035	/
Top Edge	standard	190/836.6	2Txslots	1:4.15	28.00	26.99	0.036	0.177	1.26	0.223	/
Bottom Edge	N/A	N/A	N/A	N/A	N/A	N/A	N/A	N/A	N/A	N/A	N/A
Back Side	Battery 2	190/836.6	2Txslots	1:4.15	28.00	26.99	-0.020	0.210	1.26	0.265	/
Back Side	Battery 3	190/836.6	2Txslots	1:4.15	28.00	26.99	-0.050	0.233	1.26	0.294	/

Note: 1. The value with blue color is the maximum SAR Value of each test band.

2. Per FCC KDB Publication 447498 D01, if the reported (scaled) SAR measured at the middle channel or highest output power channel for each test configuration is ≤ 0.8 W/kg then testing at the other channels is not required for such test configuration(s).

3. When multiple slots are used, SAR should be tested to account for the maximum source-based time-averaged output power.

4. Per FCC KDB Publication 648474 D04, SAR was evaluated without a headset connected to the device. Since the reported SAR was ≤ 1.2 W/kg, no additional SAR evaluations using a headset cable were required.

5. According to 648474 D04 Handset SAR v01r03, For Phablet, Since hotspot mode 1-g reported SAR < 1.2 W/kg, Product Specific 10-g SAR is no required.

**Variant A (BLA-L29)**

Test Position	Cover Type	Channel/Frequency (MHz)	Time slot	Duty Cycle	Tune-up limit (dBm)	Conducted Power (dBm)	Drift (dB)	Measured SAR _{1g} (W/kg)	Scaling Factor	Reported SAR _{1g} (W/kg)	Plot No.
Head SAR (Single=REC On+Left Head)											
Left Cheek	Battery 2	190/836.6	GSM	1:8.3	29.50	28.65	-0.020	0.605	1.22	0.736	95
Body-worn (Single=REC Off, Distance 15mm)											
Front Side	standard	190/836.6	GSM	1:8.3	33.60	32.42	0.020	0.102	1.31	0.134	96
Hotspot (Synchronous=REC Off+Wi-Fi/BT, Distance 10mm)											
Back Side	standard	190/836.6	2Txslots	1:4.15	28.00	27.11	-0.110	0.238	1.23	0.292	97
Note: 1.The value with blue color is the maximum SAR Value of each test band.											



Table 31: GSM 1900 (Antenna 2)

Original (BLA-L29)

Test Position	Cover Type	Channel/Frequency (MHz)	Time slot	Duty Cycle	Tune-up limit (dBm)	Conducted Power (dBm)	Drift (dB)	Measured SAR _{1g} (W/kg)	Scaling Factor	Reported SAR _{1g} (W/kg)	Plot No.
Head SAR (Single=REC On+Left Head)											
Left Cheek	standard	661/1880	GSM	1:8.3	30.00	29.36	-0.060	0.591	1.16	0.685	/
Left Tilt	standard	661/1880	GSM	1:8.3	30.00	29.36	-0.070	0.407	1.16	0.472	/
Head SAR (Single=REC On+Right Head)											
Right Cheek	standard	661/1880	GSM	1:8.3	26.50	25.86	0.073	0.480	1.16	0.556	/
Right Tilt	standard	661/1880	GSM	1:8.3	26.50	25.86	-0.040	0.380	1.16	0.440	/
Head SAR (Synchronous=REC On+Left Head+Wi-Fi/BT)											
Left Cheek	standard	661/1880	GSM	1:8.3	27.00	25.89	-0.057	0.281	1.29	0.363	/
Left Tilt	standard	661/1880	GSM	1:8.3	27.00	25.89	-0.030	0.202	1.29	0.261	/
Head SAR (Synchronous=REC On+Right Head+Wi-Fi/BT)											
Right Cheek	standard	661/1880	GSM	1:8.3	23.50	22.78	0.110	0.251	1.18	0.296	/
Right Tilt	standard	661/1880	GSM	1:8.3	23.50	22.78	-0.080	0.190	1.18	0.224	/
Head SAR (For Worse Case)											
Left Cheek	Battery 2	661/1880	GSM	1:8.3	30.00	29.36	-0.010	0.592	1.16	0.686	/
Left Cheek	Battery 3	661/1880	GSM	1:8.3	30.00	29.36	-0.030	0.580	1.16	0.672	/
Body-worn (Single=REC Off, Distance 15mm)											
Back Side	standard	661/1880	GSM	1:8.3	31.00	30.64	0.050	0.141	1.09	0.153	/
Front Side	standard	661/1880	GSM	1:8.3	31.00	30.64	-0.062	0.142	1.09	0.154	/
Hotspot (Synchronous=REC Off+Wi-Fi/BT, Distance 10mm)											
Back Side	standard	661/1880	2Txslots	1:4.15	25.50	24.79	0.080	0.172	1.18	0.203	/
Front Side	standard	661/1880	2Txslots	1:4.15	25.50	24.79	0.170	0.157	1.18	0.185	/
Left Edge	standard	661/1880	2Txslots	1:4.15	25.50	24.79	-0.118	0.084	1.18	0.099	/
Right Edge	standard	661/1880	2Txslots	1:4.15	25.50	24.79	-0.108	0.015	1.18	0.017	/
Top Edge	standard	661/1880	2Txslots	1:4.15	25.50	24.79	0.000	0.122	1.18	0.144	/
Bottom Edge	N/A	N/A	N/A	N/A	N/A	N/A	N/A	N/A	N/A	N/A	N/A
Back Side	Battery 2	661/1880	2Txslots	1:4.15	25.50	24.79	0.004	0.164	1.18	0.193	/
Back Side	Battery 3	661/1880	2Txslots	1:4.15	25.50	24.79	0.065	0.159	1.18	0.187	/

Note: 1. The value with blue color is the maximum SAR Value of each test band.

2. Per FCC KDB Publication 447498 D01, if the reported (scaled) SAR measured at the middle channel or highest output power channel for each test configuration is ≤ 0.8 W/kg then testing at the other channels is not required for such test configuration(s).

3. When multiple slots are used, SAR should be tested to account for the maximum source-based time-averaged output power.

4. Per FCC KDB Publication 648474 D04, SAR was evaluated without a headset connected to the device. Since the reported SAR was ≤ 1.2 W/kg, no additional SAR evaluations using a headset cable were required.

5. According to 648474 D04 Handset SAR v01r03, For Phablet, Since hotspot mode 1-g reported SAR < 1.2 W/kg, Product Specific 10-g SAR is no required.

**Variant A (BLA-L29)**

Test Position	Cover Type	Channel/Frequency (MHz)	Time slot	Duty Cycle	Tune-up limit (dBm)	Conducted Power (dBm)	Drift (dB)	Measured SAR _{1g} (W/kg)	Scaling Factor	Reported SAR _{1g} (W/kg)	Plot No.
Head SAR (Single=REC On+Left Head)											
Left Cheek	Battery 2	661/1880	GSM	1:8.3	30.00	29.55	0.030	0.578	1.11	0.641	98
Body-worn (Single=REC Off, Distance 15mm)											
Front Side	standard	661/1880	GSM	1:8.3	31.00	30.62	-0.024	0.147	1.09	0.160	99
Hotspot (Synchronous=REC Off+Wi-Fi/BT, Distance 10mm)											
Back Side	standard	661/1880	2Txslots	1:4.15	25.50	24.92	-0.130	0.180	1.14	0.206	100
Note: 1.The value with blue color is the maximum SAR Value of each test band.											

**Table 32: UMTS Band II (Antenna 2)****Original (BLA-L29)**

Test Position	Cover Type	Channel/Frequency (MHz)	Channel Type	Duty Cycle	Tune-up limit (dBm)	Conducted Power (dBm)	Drift (dB)	Measured SAR _{1g} (W/kg)	Scaling Factor	Reported SAR _{1g} (W/kg)	Plot No.
Head SAR (Single=REC On+Left Head)											
Left Cheek	standard	9400/1880	RMC 12.2K	1:1	19.50	18.72	-0.060	0.560	1.20	0.670	/
Left Tilt	standard	9400/1880	RMC 12.2K	1:1	19.50	18.72	-0.020	0.422	1.20	0.505	/
Head SAR (Single=REC On+Right Head)											
Right Cheek	standard	9400/1880	RMC 12.2K	1:1	17.00	15.84	0.027	0.406	1.31	0.530	/
Right Tilt	standard	9400/1880	RMC 12.2K	1:1	17.00	15.84	0.150	0.332	1.31	0.434	/
Head SAR (Synchronous=REC On+Left Head+Wi-Fi/BT)											
Left Cheek	standard	9400/1880	RMC 12.2K	1:1	16.50	14.81	0.028	0.235	1.48	0.347	/
Left Tilt	standard	9400/1880	RMC 12.2K	1:1	16.50	14.81	-0.050	0.193	1.48	0.285	/
Head SAR (Synchronous=REC On+Right Head+Wi-Fi/BT)											
Right Cheek	standard	9400/1880	RMC 12.2K	1:1	14.00	12.51	-0.060	0.224	1.41	0.316	/
Right Tilt	standard	9400/1880	RMC 12.2K	1:1	14.00	12.51	0.190	0.180	1.41	0.254	/
Head SAR (For Worse Case)											
Left Cheek	Battery 2	9400/1880	RMC 12.2K	1:1	19.50	18.72	0.031	0.530	1.20	0.634	/
Left Cheek	Battery 3	9400/1880	RMC 12.2K	1:1	19.50	18.72	0.094	0.542	1.20	0.649	/
Body-worn (Single=REC Off, Distance 15mm)											
Back Side	standard	9400/1880	RMC 12.2K	1:1	22.50	21.71	0.100	0.253	1.20	0.303	/
Front Side	standard	9400/1880	RMC 12.2K	1:1	22.50	21.71	-0.070	0.207	1.20	0.248	/
Back Edge	Battery 2	9400/1880	RMC 12.2K	1:1	22.50	21.71	0.021	0.229	1.20	0.275	/
Back Edge	Battery 3	9400/1880	RMC 12.2K	1:1	22.50	21.71	0.013	0.227	1.20	0.272	/
Hotspot (Synchronous=REC Off+Wi-Fi/BT, Distance 10mm)											
Back Side	standard	9400/1880	RMC 12.2K	1:1	21.50	20.70	0.050	0.227	1.20	0.273	/
Front Side	standard	9400/1880	RMC 12.2K	1:1	21.50	20.70	-0.032	0.230	1.20	0.277	/
Left Edge	standard	9400/1880	RMC 12.2K	1:1	21.50	20.70	-0.022	0.130	1.20	0.156	/
Right Edge	standard	9400/1880	RMC 12.2K	1:1	21.50	20.70	-0.103	0.017	1.20	0.021	/
Top Edge	standard	9400/1880	RMC 12.2K	1:1	21.50	20.70	0.040	0.189	1.20	0.227	/
Bottom Edge	N/A	N/A	N/A	N/A	N/A	N/A	N/A	N/A	N/A	N/A	N/A

Note: 1. The value with blue color is the maximum SAR Value of each test band.

2. Per FCC KDB Publication 447498 D01, if the reported (scaled) SAR measured at the middle channel or highest output power channel for each test configuration is ≤ 0.8 W/kg then testing at the other channels is not required for such test configuration(s).

3. Per FCC KDB Publication 648474 D04, SAR was evaluated without a headset connected to the device. Since the reported SAR was ≤ 1.2 W/kg, no additional SAR evaluations using a headset cable were required.

4. According to 648474 D04 Handset SAR v01r03. For Phablet, Since hotspot mode 1-g reported SAR < 1.2 W/kg, Product Specific 10-g SAR is no required.

**Variant A (BLA-L29)**

Test Position	Cover Type	Channel/Frequency (MHz)	Channel Type	Duty Cycle	Tune-up limit (dBm)	Conducted Power (dBm)	Drift (dB)	Measured SAR _{1g} (W/kg)	Scaling Factor	Reported SAR _{1g} (W/kg)	Plot No.
Head SAR (Single=REC On+Left Head)											
Left Cheek	standard	9400/1880	RMC 12.2K	1:1	19.50	18.69	0.040	0.538	1.21	0.648	101
Body-worn (Single=REC Off, Distance 15mm)											
Back Side	standard	9400/1880	RMC 12.2K	1:1	22.50	21.73	-0.026	0.260	1.19	0.310	102
Hotspot (Synchronous=REC Off+Wi-Fi/BT, Distance 10mm)											
Front Side	standard	9400/1880	RMC 12.2K	1:1	21.50	20.72	-0.065	0.234	1.20	0.280	103
Note: 1.The value with blue color is the maximum SAR Value of each test band.											

**Table 33: UMTS Band IV (Antenna 2)****Original (BLA-L29)**

Test Position	Cover Type	Channel/Frequency (MHz)	Channel Type	Duty Cycle	Tune-up limit (dBm)	Conducted Power (dBm)	Drift (dB)	Measured SAR _{1g} (W/kg)	Scaling Factor	Reported SAR _{1g} (W/kg)	Plot No.
Head SAR (Single=REC On+Left Head)											
Left Cheek	standard	1413/1732.6	RMC 12.2K	1:1	20.50	20.13	-0.058	0.541	1.09	0.589	/
Left Tilt	standard	1413/1732.6	RMC 12.2K	1:1	20.50	20.13	-0.030	0.483	1.09	0.526	/
Head SAR (Single=REC On+Right Head)											
Right Cheek	standard	1413/1732.6	RMC 12.2K	1:1	17.50	17.07	0.158	0.564	1.10	0.623	/
Right Tilt	standard	1413/1732.6	RMC 12.2K	1:1	17.50	17.07	0.083	0.505	1.10	0.558	/
Head SAR (Synchronous=REC On+Left Head+Wi-Fi/BT)											
Left Cheek	standard	1413/1732.6	RMC 12.2K	1:1	17.50	17.14	-0.120	0.281	1.09	0.305	/
Left Tilt	standard	1413/1732.6	RMC 12.2K	1:1	17.50	17.14	0.143	0.269	1.09	0.292	/
Head SAR (Synchronous=REC On+Right Head+Wi-Fi/BT)											
Right Cheek	standard	1413/1732.6	RMC 12.2K	1:1	15.00	14.81	0.100	0.404	1.04	0.422	/
Right Tilt	standard	1413/1732.6	RMC 12.2K	1:1	15.00	14.81	0.020	0.365	1.04	0.381	/
Head SAR (For Worse Case)											
Right Cheek	Battery 2	1413/1732.6	RMC 12.2K	1:1	17.50	17.07	0.030	0.598	1.10	0.660	/
Right Cheek	Battery 3	1413/1732.6	RMC 12.2K	1:1	17.50	17.07	0.030	0.612	1.10	0.676	/
Body-worn (Single=REC Off, Distance 15mm)											
Back Side	standard	1413/1732.6	RMC 12.2K	1:1	24.50	24.03	0.070	0.292	1.11	0.325	/
Front Side	standard	1413/1732.6	RMC 12.2K	1:1	24.50	24.03	0.080	0.195	1.11	0.217	/
Hotspot (Synchronous=REC Off+Wi-Fi/BT, Distance 10mm)											
Back Side	standard	1413/1732.6	RMC 12.2K	1:1	21.50	21.11	0.021	0.332	1.09	0.363	/
Front Side	standard	1413/1732.6	RMC 12.2K	1:1	21.50	21.11	0.090	0.241	1.09	0.264	/
Left Edge	standard	1413/1732.6	RMC 12.2K	1:1	21.50	21.11	0.060	0.183	1.09	0.200	/
Right Edge	standard	1413/1732.6	RMC 12.2K	1:1	21.50	21.11	0.071	0.028	1.09	0.031	/
Top Edge	standard	1413/1732.6	RMC 12.2K	1:1	21.50	21.11	0.010	0.169	1.09	0.185	/
Bottom Edge	N/A	N/A	N/A	N/A	N/A	N/A	N/A	N/A	N/A	N/A	N/A
Back Side	Battery 2	1413/1732.6	RMC 12.2K	1:1	21.50	21.11	0.090	0.309	1.09	0.338	/
Back Side	Battery 3	1413/1732.6	RMC 12.2K	1:1	21.50	21.11	0.160	0.331	1.09	0.362	/

Note: 1. The value with blue color is the maximum SAR Value of each test band.

2. Per FCC KDB Publication 447498 D01, if the reported (scaled) SAR measured at the middle channel or highest output power channel for each test configuration is ≤ 0.8 W/kg then testing at the other channels is not required for such test configuration(s).

3. Per FCC KDB Publication 648474 D04, SAR was evaluated without a headset connected to the device. Since the reported SAR was ≤ 1.2 W/kg, no additional SAR evaluations using a headset cable were required.

4. According to 648474 D04 Handset SAR v01r03, For Phablet, Since hotspot mode 1-g reported SAR < 1.2 W/kg, Product Specific 10-g SAR is no required.

**Variant A (BLA-L29)**

Test Position	Cover Type	Channel/Frequency (MHz)	Channel Type	Duty Cycle	Tune-up limit (dBm)	Conducted Power (dBm)	Drift (dB)	Measured SAR _{1g} (W/kg)	Scaling Factor	Reported SAR _{1g} (W/kg)	Plot No.
Head SAR (Single=REC On+Right Head)											
Right Cheek	Battery 3	1413/1732.6	RMC 12.2K	1:1	17.50	16.93	0.065	0.511	1.14	0.583	104
Body-worn (Single=REC Off, Distance 15mm)											
Back Side	standard	1413/1732.6	RMC 12.2K	1:1	24.50	23.83	-0.050	0.181	1.17	0.211	105
Hotspot (Synchronous=REC Off+Wi-Fi/BT, Distance 10mm)											
Back Side	standard	1413/1732.6	RMC 12.2K	1:1	21.50	20.97	0.030	0.198	1.13	0.224	106
Note: 1.The value with blue color is the maximum SAR Value of each test band.											



Table 34: UMTS Band V (Antenna 2)

Original (BLA-L29)

Test Position	Cover Type	Channel/Frequency (MHz)	Channel Type	Duty Cycle	Tune-up limit (dBm)	Conducted Power (dBm)	Drift (dB)	Measured SAR _{1g} (W/kg)	Scaling Factor	Reported SAR _{1g} (W/kg)	Plot No.
Head SAR (Single=REC On+Left Head)											
Left Cheek	standard	4183/836.6	RMC 12.2K	1:1	20.50	19.53	0.041	0.623	1.25	0.779	/
Left Tilt	standard	4183/836.6	RMC 12.2K	1:1	20.50	19.53	0.110	0.508	1.25	0.635	/
Head SAR (Single=REC On+Right Head)											
Right Cheek	standard	4183/836.6	RMC 12.2K	1:1	20.00	19.07	0.044	0.601	1.24	0.745	/
Right Tilt	standard	4183/836.6	RMC 12.2K	1:1	20.00	19.07	0.070	0.550	1.24	0.681	/
Head SAR (Synchronous=REC On+Left Head+Wi-Fi/BT)											
Left Cheek	Standard	4183/836.6	RMC 12.2K	1:1	17.50	16.62	0.078	0.316	1.22	0.387	/
Left Tilt	Standard	4183/836.6	RMC 12.2K	1:1	17.50	16.62	-0.020	0.257	1.22	0.315	/
Head SAR (Synchronous=REC On+Right Head+Wi-Fi/BT)											
Right Cheek	standard	4183/836.6	RMC 12.2K	1:1	17.00	16.08	-0.080	0.296	1.24	0.366	/
Right Tilt	standard	4183/836.6	RMC 12.2K	1:1	17.00	16.08	0.050	0.270	1.24	0.334	/
Head SAR (For Worse Case)											
Left Cheek	Battery 2	4233/846.6	RMC 12.2K	1:1	20.50	19.56	0.060	0.527	1.24	0.654	/
		4183/836.6	RMC 12.2K	1:1	20.50	19.53	0.000	0.669	1.25	0.836	/
		4132/826.4	RMC 12.2K	1:1	20.50	19.48	0.030	0.535	1.26	0.677	/
Left Cheek	Battery 3	4183/836.6	RMC 12.2K	1:1	20.50	19.53	0.010	0.649	1.25	0.811	/
Body-worn (Single=REC Off, Distance 15mm)											
Back Side	standard	4183/836.6	RMC 12.2K	1:1	24.00	23.12	-0.020	0.231	1.22	0.283	/
Front Side	standard	4183/836.6	RMC 12.2K	1:1	24.00	23.12	0.110	0.257	1.22	0.315	/
Front Edge	Battery 2	4183/836.6	RMC 12.2K	1:1	24.00	23.12	0.014	0.219	1.22	0.268	/
Front Edge	Battery 3	4183/836.6	RMC 12.2K	1:1	24.00	23.12	0.065	0.228	1.22	0.279	/
Hotspot (Synchronous=REC Off+Wi-Fi/BT, Distance 10mm)											
Back Side	standard	4183/836.6	RMC 12.2K	1:1	21.00	20.09	-0.070	0.192	1.23	0.237	/
Front Side	standard	4183/836.6	RMC 12.2K	1:1	21.00	20.09	0.022	0.229	1.23	0.282	/
Left Edge	standard	4183/836.6	RMC 12.2K	1:1	21.00	20.09	0.060	0.097	1.23	0.120	/
Right Edge	standard	4183/836.6	RMC 12.2K	1:1	21.00	20.09	0.020	0.026	1.23	0.032	/
Top Edge	standard	4183/836.6	RMC 12.2K	1:1	21.00	20.09	0.026	0.015	1.23	0.018	/
Bottom Edge	N/A	N/A	N/A	N/A	N/A	N/A	N/A	N/A	N/A	N/A	N/A

Note: 1. The value with blue color is the maximum SAR Value of each test band.

2. Per FCC KDB Publication 447498 D01, if the reported (scaled) SAR measured at the middle channel or highest output power channel for each test configuration is ≤ 0.8 W/kg then testing at the other channels is not required for such test configuration(s).

3. Per FCC KDB Publication 648474 D04, SAR was evaluated without a headset connected to the device. Since the reported SAR was ≤ 1.2 W/kg, no additional SAR evaluations using a headset cable were required.

4. According to 648474 D04 Handset SAR v01r03, For Phablet, Since hotspot mode 1-g reported SAR < 1.2 W/kg, Product Specific 10-g SAR is no required.

**Variant A (BLA-L29)**

Test Position	Cover Type	Channel/Frequency (MHz)	Channel Type	Duty Cycle	Tune-up limit (dBm)	Conducted Power (dBm)	Drift (dB)	Measured SAR _{1g} (W/kg)	Scaling Factor	Reported SAR _{1g} (W/kg)	Plot No.
Head SAR (Single=REC On+Left Head)											
Left Cheek	Battery 2	4183/836.6	RMC 12.2K	1:1	20.50	19.65	-0.013	0.627	1.22	0.763	107
Body-worn (Single=REC Off, Distance 15mm)											
Front Side	standard	4183/836.6	RMC 12.2K	1:1	24.00	23.21	0.120	0.261	1.20	0.313	108
Hotspot (Synchronous=REC Off+Wi-Fi/BT, Distance 10mm)											
Front Side	standard	4183/836.6	RMC 12.2K	1:1	21.00	20.18	0.070	0.235	1.21	0.284	109
Note: 1.The value with blue color is the maximum SAR Value of each test band.											



Table 35: LTE Band 2 (20MHz, Antenna 2)

Original (BLA-L29)

Test Position	Cover Type	RB size	RB offset	Channel/Frequency (MHz)	Maximum Allowed Power (dBm)	Conducted Power (dBm)	Drift (dB)	Measured SAR _{1g} (W/kg)	Scaling Factor	Reported SAR _{1g} (W/kg)	Plot No.
Head SAR (Single=REC On+Left Head, QPSK)											
Left Cheek	standard	1RB	0	19100/1900	20.00	19.62	-0.160	0.843	1.09	0.920	/
		1RB	0	18900/1880	20.00	19.61	0.040	0.764	1.09	0.836	/
		1RB	0	18700/1860	20.00	19.56	0.140	0.775	1.11	0.858	/
Left Tilt	standard	1RB	0	19100/1900	20.00	19.62	-0.070	0.679	1.09	0.741	/
Left Cheek	standard	50%RB	0	19100/1900	20.00	19.59	0.010	0.764	1.10	0.840	/
		50%RB	50	18900/1880	20.00	19.45	0.016	0.705	1.14	0.800	/
		50%RB	50	18700/1860	20.00	19.47	0.008	0.679	1.13	0.767	/
Left Tilt	standard	50%RB	0	19100/1900	20.00	19.59	-0.010	0.672	1.10	0.739	/
Left Cheek	standard	100%RB	0	18900/1880	20.00	19.56	-0.080	0.693	1.11	0.767	/
Head SAR (Single=REC On+Right Head, QPSK)											
Right Cheek	standard	1RB	99	18700/1860	17.50	17.06	-0.030	0.539	1.11	0.596	/
Right Tilt	standard	1RB	99	18700/1860	17.50	17.06	-0.040	0.503	1.11	0.557	/
Right Cheek	standard	50%RB	25	19100/1900	17.50	17.01	0.160	0.535	1.12	0.599	/
Right Tilt	standard	50%RB	25	19100/1900	17.50	17.01	0.040	0.514	1.12	0.575	/
Head SAR (Synchronous=REC On+Left Head+Wi-Fi/BT, QPSK)											
Left Cheek	standard	1RB	99	19100/1900	17.45	16.72	-0.010	0.330	1.18	0.390	/
Left Tilt	standard	1RB	99	19100/1900	17.45	16.72	-0.010	0.311	1.18	0.368	/
Left Cheek	standard	50%RB	25	19100/1900	17.45	16.75	-0.160	0.315	1.17	0.370	/
Left Tilt	standard	50%RB	25	19100/1900	17.45	16.75	0.020	0.273	1.17	0.321	/
Head SAR (Synchronous=REC On+Right Head+Wi-Fi/BT, QPSK)											
Right Cheek	standard	1RB	99	19100/1900	14.00	13.82	0.005	0.270	1.04	0.281	/
Right Tilt	standard	1RB	99	19100/1900	14.00	13.82	0.019	0.252	1.04	0.262	/
Right Cheek	standard	50%RB	0	18900/1880	14.00	13.79	0.030	0.268	1.05	0.281	/
Right Tilt	standard	50%RB	0	18900/1880	14.00	13.79	0.006	0.257	1.05	0.270	/
Head SAR (For Worse Case)											
Left Cheek	Battery 2	1RB	0	19100/1900	20.00	19.62	0.000	0.801	1.09	0.874	/
Left Cheek	Battery 3	1RB	0	19100/1900	20.00	19.62	-0.030	0.851	1.09	0.929	/
Left Cheek	Repeated	1RB	0	19100/1900	20.00	19.62	0.018	0.840	1.09	0.917	/
Body-worn (Single=REC Off, QPSK, Distance 15mm)											
Back Side	standard	1RB	0	18900/1880	22.50	22.07	0.000	0.206	1.10	0.227	/
Front Side	standard	1RB	0	18900/1880	22.50	22.07	0.060	0.210	1.10	0.232	/
Back Side	standard	50%RB	0	19100/1900	22.50	22.01	-0.130	0.212	1.12	0.237	/
Front Side	standard	50%RB	0	19100/1900	22.50	22.01	-0.070	0.192	1.12	0.215	/



Hotspot (Synchronous=REC Off+Wi-Fi/BT, QPSK, Distance 10mm)											
Back Side	standard	1RB	50	18900/1880	19.50	19.03	-0.140	0.268	1.11	0.299	/
Front Side	standard	1RB	50	18900/1880	19.50	19.03	0.023	0.252	1.11	0.281	/
Left Edge	standard	1RB	50	18900/1880	19.50	19.03	0.110	0.155	1.11	0.173	/
Right Edge	standard	1RB	50	18900/1880	19.50	19.03	0.100	0.039	1.11	0.044	/
Top Edge	standard	1RB	50	18900/1880	19.50	19.03	0.024	0.240	1.11	0.267	/
Bottom Edge	N/A	N/A	N/A	N/A	N/A	N/A	N/A	N/A	N/A	N/A	N/A
Back Side	standard	50%RB	25	19100/1900	19.50	18.97	0.130	0.266	1.13	0.301	/
Front Side	standard	50%RB	25	19100/1900	19.50	18.97	-0.010	0.199	1.13	0.225	/
Left Edge	standard	50%RB	25	19100/1900	19.50	18.97	0.144	0.026	1.13	0.029	/
Right Edge	standard	50%RB	25	19100/1900	19.50	18.97	0.061	0.021	1.13	0.024	/
Top Edge	standard	50%RB	25	19100/1900	19.50	18.97	0.050	0.143	1.13	0.162	/
Bottom Edge	N/A	N/A	N/A	N/A	N/A	18.97	N/A	N/A	N/A	N/A	N/A
Back Side	Battery 2	50%RB	25	18900/1880	19.50	18.97	-0.050	0.218	1.13	0.246	/
Back Side	Battery 3	50%RB	25	18900/1880	19.50	18.97	-0.140	0.236	1.13	0.267	/

Note: 1. The value with blue color is the maximum SAR Value of each test band.

2. Per FCC KDB Publication 447498 D01, if the reported (scaled) SAR measured at the middle channel or highest output power channel for each test configuration is ≤ 0.8 W/kg then testing at the other channels is not required for such test configuration(s).

3. For QPSK with 100% RB allocation, SAR is required when and the highest reported SAR for 1 RB and 50% RB allocation in are ≥ 0.8 W/kg.

4. Per FCC KDB Publication 648474 D04, SAR was evaluated without a headset connected to the device. Since the reported SAR was ≤ 1.2 W/kg, no additional SAR evaluations using a headset cable were required.

5. According to 648474 D04 Handset SAR v01r03. For Phablet, Since hotspot mode 1-g reported SAR < 1.2 W/kg, Product Specific 10-g SAR is no required.

Measurement Variability

Test Position	Channel/ Frequency(MHz)	MAX Measured SAR _{1g} (W/kg)	1 st Repeated SAR _{1g} (W/kg)	Ratio
Left Cheek	19100/1900	0.851	0.840	1.01

Note: 1) When the original highest measured SAR_{1g} is ≥ 0.80 W/kg or SAR_{10g} is ≥ 2.0 W/kg, the measurement was repeated once.

2) A second repeated measurement was preformed only if the ratio of largest to smallest SAR for the original and first repeated measurements was > 1.20 .



Variant A (BLA-L29)

Test Position	Cover Type	RB size	RB offset	Channel/Frequency (MHz)	Maximum Allowed Power (dBm)	Conducted Power (dBm)	Drift (dB)	Measured SAR _{1g} (W/kg)	Scaling Factor	Reported SAR _{1g} (W/kg)	Plot No.
Head SAR (Single=REC On+Left Head, QPSK)											
Left Cheek	Battery 3	1RB	0	19100/1900	20.00	19.44	0.047	0.834	1.14	0.949	110
Body-worn (Single=REC Off, QPSK, Distance 15mm)											
Back Side	standard	50%RB	0	19100/1900	22.50	21.89	0.020	0.193	1.15	0.222	111
Hotspot (Synchronous=REC Off+Wi-Fi/BT, QPSK, Distance 10mm)											
Back Side	standard	50%RB	25	18900/1880	19.50	18.86	0.030	0.230	1.16	0.267	112

Note: 1.The value with blue color is the maximum SAR Value of each test band.

Variant B (BLA-L29)

Test Position	Mod#.	PCC					SCC1					Power(dBm)		Power Drift (dB)	Limit of 1gSAR 1.6 W/kg (mW/g)			Plot No
		BW (MHz)	CH#	Freq. (MHz)	RB	offset	BW (MHz)	CH#	Freq. (MHz)	RB	offset	Tune-up	Meas		Measured SAR1g	Scaling Factor	Report SAR1g	
Head SAR(Battery 3,rec on+left head)																		
Left Cheek	QPSK	20	19100	1900	1	0	20	18902	1880.2	1	99	20.00	19.59	-0.096	0.690	1.10	0.758	113
Body-worn SAR (Distance 15mm)(rec off)																		
Back Side	QPSK	20	19100	1900	50%	0	20	18902	1880.2	50%	50	22.00	21.47	-0.160	0.125	1.13	0.141	114
Hotspot SAR (Distance 10mm)(rec off+Wi-Fi on)																		
Back Side	QPSK	20	19100	1900	50%	0	20	18902	1880.2	50%	50	19.00	18.44	-0.110	0.250	1.14	0.284	115

Note: 1.The value with blue color is the maximum SAR Value of each test band.
 2. UL CA SAR testing were determined and selected to the worst-case standalone SAR, and performed on each ANT separately using the corresponding power modes, receiver on mode was used when the DUT was tested on head exposure condition, receiver off mode was used when the DUT was tested on body exposure condition.
 3. PCC and SCC channels were determined and selected to allow contiguous CA, and channels, RB allocations and offsets were selected to allow maximum measured output power. Output power was measured and verified for these test cases.



Table 36: LTE Band 4 (20MHz, Antenna 2)

Original (BLA-L29)

Test Position	Cover Type	RB size	RB offset	Channel/Frequency (MHz)	Maximum Allowed Power (dBm)	Conducted Power (dBm)	Drift (dB)	Measured SAR _{1g} (W/kg)	Scaling Factor	Reported SAR _{1g} (W/kg)	Plot No.
Head SAR (Single=REC On+Left Head, QPSK)											
Left Cheek	standard	1RB	0	20050/1720	20.50	19.77	0.080	0.511	1.18	0.605	/
Left Tilt	standard	1RB	0	20050/1720	20.50	19.77	-0.050	0.405	1.18	0.479	/
Left Cheek	standard	50%RB	25	20050/1720	20.50	19.65	-0.010	0.533	1.22	0.648	/
Left Tilt	standard	50%RB	25	20050/1720	20.50	19.65	-0.110	0.430	1.22	0.523	/
Head SAR (Single=REC On+Right Head, QPSK)											
Right Cheek	standard	1RB	0	20050/1720	18.00	17.33	0.040	0.510	1.17	0.595	/
Right Tilt	standard	1RB	0	20050/1720	18.00	17.33	0.090	0.456	1.17	0.532	/
Right Cheek	standard	50%RB	25	20050/1720	18.00	17.22	0.090	0.531	1.20	0.635	/
Right Tilt	standard	50%RB	25	20050/1720	18.00	17.22	0.074	0.483	1.20	0.578	/
Head SAR (Synchronous=REC On+Left Head+Wi-Fi/BT, QPSK)											
Left Cheek	standard	1RB	0	20050/1720	17.50	16.82	0.050	0.171	1.17	0.200	/
Left Tilt	standard	1RB	0	20050/1720	17.50	16.82	0.040	0.154	1.17	0.180	/
Left Cheek	standard	50%RB	25	20050/1720	17.50	16.65	0.010	0.181	1.22	0.220	/
Left Tilt	standard	50%RB	25	20050/1720	17.50	16.65	0.090	0.161	1.22	0.196	/
Head SAR (Synchronous=REC On+Right Head+Wi-Fi/BT, QPSK)											
Right Cheek	Standard	1RB	99	20175/1732.5	15.50	15.22	0.060	0.259	1.07	0.276	/
Right Tilt	Standard	1RB	99	20175/1732.5	15.50	15.22	0.190	0.222	1.07	0.237	/
Right Cheek	standard	50%RB	25	20050/1720	15.50	15.09	-0.040	0.335	1.10	0.368	/
Right Tilt	standard	50%RB	25	20050/1720	15.50	15.09	0.070	0.273	1.10	0.300	/
Head SAR (For Worse Case)											
Left Cheek	Battery 2	50%RB	25	20050/1720	20.50	19.65	-0.027	0.474	1.22	0.576	/
Left Cheek	Battery 3	50%RB	25	20050/1720	20.50	19.65	-0.021	0.539	1.22	0.656	/
Body-worn (Single=REC Off, QPSK, Distance 15mm)											
Back Side	standard	1RB	0	20050/1720	23.80	23.22	0.070	0.167	1.14	0.191	/
Front Side	standard	1RB	0	20050/1720	23.80	23.22	0.022	0.112	1.14	0.128	/
Back Side	standard	50%RB	25	20050/1720	23.80	23.18	0.130	0.180	1.15	0.208	/
Front Side	standard	50%RB	25	20050/1720	23.80	23.18	0.033	0.114	1.15	0.131	/
Hotspot (Synchronous=REC Off+Wi-Fi/BT, QPSK, Distance 10mm)											
Back Side	standard	1RB	0	20050/1720	21.00	20.29	0.028	0.197	1.18	0.232	/
Front Side	standard	1RB	0	20050/1720	21.00	20.29	0.020	0.182	1.18	0.214	/
Left Edge	standard	1RB	0	20050/1720	21.00	20.29	0.030	0.114	1.18	0.134	/
Right Edge	standard	1RB	0	20050/1720	21.00	20.29	0.046	0.022	1.18	0.026	/
Top Edge	standard	1RB	0	20050/1720	21.00	20.29	0.040	0.087	1.18	0.103	/



Bottom Edge	N/A	N/A	N/A	N/A	N/A	N/A	N/A	N/A	N/A	N/A	N/A
Back Side	standard	50%RB	25	20050/1720	21.00	20.18	0.060	0.209	1.21	0.252	/
Front Side	standard	50%RB	25	20050/1720	21.00	20.18	0.025	0.193	1.21	0.233	/
Left Edge	standard	50%RB	25	20050/1720	21.00	20.18	0.042	0.124	1.21	0.150	/
Right Edge	standard	50%RB	25	20050/1720	21.00	20.18	0.105	0.023	1.21	0.028	/
Top Edge	standard	50%RB	25	20050/1720	21.00	20.18	0.120	0.099	1.21	0.120	/
Bottom Edge	N/A	N/A	N/A	N/A	N/A	N/A	N/A	N/A	N/A	N/A	N/A
Back Side	Battery 2	50%RB	25	20050/1720	21.00	20.18	0.027	0.205	1.21	0.248	/
Back Side	Battery 3	50%RB	25	20050/1720	21.00	20.18	0.106	0.201	1.21	0.243	/

- Note: 1. The value with blue color is the maximum SAR Value of each test band.
2. Per FCC KDB Publication 447498 D01, if the reported (scaled) SAR measured at the middle channel or highest output power channel for each test configuration is ≤ 0.8 W/kg then testing at the other channels is not required for such test configuration(s).
3. Per FCC KDB Publication 648474 D04, SAR was evaluated without a headset connected to the device. Since the reported SAR was ≤ 1.2 W/kg, no additional SAR evaluations using a headset cable were required.
4. According to 648474 D04 Handset SAR v01r03, For Phablet, Since hotspot mode 1-g reported SAR < 1.2 W/kg, Product Specific 10-g SAR is no required.

Variant A (BLA-L29)

Test Position	Cover Type	RB size	RB offset	Channel/ Frequency (MHz)	Maximum Allowed Power (dBm)	Conducted Power (dBm)	Drift (dB)	Measured SAR _{1g} (W/kg)	Scaling Factor	Reported SAR _{1g} (W/kg)	Plot No.
Head SAR (Single=REC On+Left Head, QPSK)											
Left Cheek	Battery 3	50%RB	25	20050/1720	20.50	19.78	-0.080	0.584	1.18	0.689	116
Body-worn (Single=REC Off, QPSK, Distance 15mm)											
Back Side	standard	50%RB	25	20050/1720	23.80	23.16	-0.170	0.164	1.16	0.190	117
Hotspot (Synchronous=REC Off+Wi-Fi/BT, QPSK, Distance 10mm)											
Back Side	standard	50%RB	25	20050/1720	21.00	20.01	0.029	0.132	1.26	0.166	118

Note: 1. The value with blue color is the maximum SAR Value of each test band.



Table 37: LTE Band 5 (10MHz, Antenna 2)

Original (BLA-L29)

Test Position	Cover Type	RB size	RB offset	Channel/Frequency (MHz)	Maximum Allowed Power (dBm)	Conducted Power (dBm)	Drift (dB)	Measured SAR _{1g} (W/kg)	Scaling Factor	Reported SAR _{1g} (W/kg)	Plot No.
Head SAR (Single=REC On+Left Head, QPSK)											
Left Cheek	standard	1RB	49	20600/844	20.50	19.92	0.107	0.587	1.14	0.671	/
Left Tilt	standard	1RB	49	20600/844	20.50	19.92	-0.100	0.513	1.14	0.586	/
Left Cheek	standard	50%RB	13	20600/844	20.50	19.87	0.000	0.597	1.16	0.690	/
Left Tilt	standard	50%RB	13	20600/844	20.50	19.87	0.020	0.521	1.16	0.602	/
Head SAR (Single=REC On+Right Head, QPSK)											
Right Cheek	standard	1RB	49	20600/844	20.00	19.39	0.080	0.610	1.15	0.702	/
Right Tilt	standard	1RB	49	20600/844	20.00	19.39	-0.180	0.578	1.15	0.665	/
Right Cheek	standard	50%RB	13	20600/844	20.00	19.36	0.020	0.643	1.16	0.745	/
Right Tilt	standard	50%RB	13	20600/844	20.00	19.36	-0.060	0.597	1.16	0.692	/
Head SAR (Synchronous=REC On+Left Head+Wi-Fi/BT, QPSK)											
Left Cheek	standard	1RB	49	20600/844	17.50	16.88	0.112	0.306	1.15	0.353	/
Left Tilt	standard	1RB	49	20600/844	17.50	16.88	-0.040	0.246	1.15	0.284	/
Left Cheek	standard	50%RB	13	20600/844	17.50	16.85	-0.050	0.311	1.16	0.361	/
Left Tilt	standard	50%RB	13	20600/844	17.50	16.85	0.060	0.252	1.16	0.293	/
Head SAR (Synchronous=REC On+Right Head+Wi-Fi/BT, QPSK)											
Right Cheek	standard	1RB	49	20600/844	17.00	16.36	0.039	0.299	1.16	0.346	/
Right Tilt	standard	1RB	49	20600/844	17.00	16.36	0.060	0.295	1.16	0.342	/
Right Cheek	standard	50%RB	13	20600/844	17.00	16.30	0.010	0.305	1.17	0.358	/
Right Tilt	standard	50%RB	13	20600/844	17.00	16.30	0.020	0.301	1.17	0.354	/
Head SAR (For Worse Case)											
Right Cheek	Battery 2	50%RB	13	20600/844	20.00	19.36	-0.060	0.509	1.16	0.590	/
Right Cheek	Battery 3	50%RB	13	20600/844	20.00	19.36	-0.020	0.541	1.16	0.627	/
Body-worn (Single=REC Off, QPSK, Distance 15mm)											
Back Side	standard	1RB	49	20600/844	23.50	22.92	-0.060	0.203	1.14	0.232	/
Front Side	standard	1RB	49	20600/844	23.50	22.92	0.040	0.225	1.14	0.257	/
Back Side	standard	50%RB	13	20600/844	22.50	21.91	0.000	0.167	1.15	0.191	/
Front Side	standard	50%RB	13	20600/844	22.50	21.91	0.070	0.181	1.15	0.207	/
Hotspot (Synchronous=REC Off+Wi-Fi/BT, QPSK, Distance 10mm)											
Back Side	standard	1RB	49	20600/844	20.50	19.87	-0.070	0.180	1.16	0.208	/
Front Side	standard	1RB	49	20600/844	20.50	19.87	0.030	0.219	1.16	0.253	/
Left Edge	standard	1RB	49	20600/844	20.50	19.87	-0.070	0.102	1.16	0.118	/
Right Edge	standard	1RB	49	20600/844	20.50	19.87	0.026	0.022	1.16	0.025	/
Top Edge	standard	1RB	49	20600/844	20.50	19.87	-0.050	0.140	1.16	0.162	/
Bottom Edge	N/A	N/A	N/A	N/A	N/A	N/A	N/A	N/A	N/A	N/A	N/A
Back Side	standard	50%RB	13	20600/844	20.50	19.86	0.020	0.188	1.16	0.218	/
Front Side	standard	50%RB	13	20600/844	20.50	19.86	0.110	0.217	1.16	0.251	/



Left Edge	standard	50%RB	13	20600/844	20.50	19.86	0.010	0.101	1.16	0.117	/
Right Edge	standard	50%RB	13	20600/844	20.50	19.86	-0.100	0.022	1.16	0.025	/
Top Edge	standard	50%RB	13	20600/844	20.50	19.86	-0.080	0.138	1.16	0.160	/
Bottom Edge	N/A	N/A	N/A	N/A	N/A	N/A	N/A	N/A	N/A	N/A	N/A
Front Side	Battery 2	1RB	49	20600/844	20.50	19.87	0.086	0.205	1.16	0.237	/
Front Side	Battery 3	1RB	49	20600/844	20.50	19.87	0.012	0.210	1.16	0.243	/

Note: 1. The value with blue color is the maximum SAR Value of each test band.

2. Per FCC KDB Publication 447498 D01, if the reported (scaled) SAR measured at the middle channel or highest output power channel for each test configuration is ≤ 0.8 W/kg then testing at the other channels is not required for such test configuration(s).

3. Per FCC KDB Publication 648474 D04, SAR was evaluated without a headset connected to the device. Since the reported SAR was ≤ 1.2 W/kg, no additional SAR evaluations using a headset cable were required.

4. According to 648474 D04 Handset SAR v01r03, For Phablet, Since hotspot mode 1-g reported SAR < 1.2 W/kg, Product Specific 10-g SAR is no required.

Variant A (BLA-L29)

Test Position	Cover Type	RB size	RB offset	Channel/ Frequency (MHz)	Maximum Allowed Power (dBm)	Conducted Power (dBm)	Drift (dB)	Measured SAR _{1g} (W/kg)	Scaling Factor	Reported SAR _{1g} (W/kg)	Plot No.
Head SAR (Single=REC On+Right Head, QPSK)											
Right Cheek	standard	50%RB	13	20600/844	20.00	19.34	0.080	0.651	1.16	0.758	119
Body-worn (Single=REC Off, QPSK, Distance 15mm)											
Front Side	standard	1RB	49	20600/844	23.50	22.98	-0.043	0.229	1.13	0.258	120
Hotspot (Synchronous=REC Off+Wi-Fi/BT, QPSK, Distance 10mm)											
Front Side	standard	1RB	49	20600/844	20.50	19.83	0.100	0.222	1.17	0.259	121

Note: 1. The value with blue color is the maximum SAR Value of each test band.



Table 38: LTE Band 7 (20MHz, Antenna 2)

Original (BLA-L29)

Test Position	Cover Type	RB size	RB offset	Channel/ Frequency (MHz)	Maximum Allowed Power (dBm)	Conducted Power (dBm)	Drift (dB)	Measured SAR _{1g} (W/kg)	Scaling Factor	Reported SAR _{1g} (W/kg)	Plot No.
Head SAR (Single=REC On+Left Head, QPSK)											
Left Cheek	standard	1RB	50	21350/2560	21.00	20.49	-0.010	0.464	1.12	0.522	/
Left Tilt	standard	1RB	50	21350/2560	21.00	20.49	0.060	0.557	1.12	0.626	/
Left Cheek	standard	50%RB	50	20850/2510	21.00	20.50	-0.010	0.406	1.12	0.456	/
Left Tilt	standard	50%RB	50	20850/2510	21.00	20.50	-0.010	0.464	1.12	0.521	/
Head SAR (Single=REC On+Right Head, QPSK)											
Right Cheek	standard	1RB	50	21350/2560	16.00	15.35	0.117	0.348	1.16	0.404	/
Right Tilt	standard	1RB	50	21350/2560	16.00	15.35	0.046	0.520	1.16	0.604	/
Right Cheek	standard	50%RB	50	20850/2510	16.00	15.46	-0.040	0.636	1.13	0.720	/
Right Tilt	standard	50%RB	50	20850/2510	16.00	15.46	0.050	0.410	1.13	0.464	/
Head SAR (Synchronous=REC On+Left Head+Wi-Fi/BT, QPSK)											
Left Cheek	standard	1RB	50	21350/2560	18.50	17.81	0.000	0.239	1.17	0.280	/
Left Tilt	standard	1RB	50	21350/2560	18.50	17.81	0.027	0.206	1.17	0.241	/
Left Cheek	standard	50%RB	50	20850/2510	18.50	17.44	0.070	0.211	1.28	0.269	/
Left Tilt	standard	50%RB	50	20850/2510	18.50	17.44	-0.040	0.199	1.28	0.254	/
Head SAR (Synchronous=REC On+Right Head+Wi-Fi/BT, QPSK)											
Right Cheek	standard	1RB	50	21350/2560	13.00	12.30	0.095	0.375	1.17	0.441	/
Right Tilt	standard	1RB	50	21350/2560	13.00	12.30	0.080	0.293	1.17	0.344	/
Right Cheek	standard	50%RB	50	20850/2510	13.00	12.32	0.140	0.304	1.17	0.356	/
Right Tilt	standard	50%RB	50	20850/2510	13.00	12.32	0.150	0.203	1.17	0.237	/
Head SAR (For Worse Case)											
Right Cheek	Battery 2	50%RB	50	20850/2510	16.00	15.46	0.028	0.530	1.13	0.600	/
Right Cheek	Battery 3	50%RB	50	20850/2510	16.00	15.46	0.061	0.518	1.13	0.587	/
Body-worn (Single=REC Off, QPSK, Distance 15mm)											
Back Side	standard	1RB	0	20850/2510	21.00	20.47	-0.170	0.115	1.13	0.130	/
Front Side	standard	1RB	0	20850/2510	21.00	20.47	-0.060	0.117	1.13	0.132	/
Back Side	standard	50%RB	0	20850/2510	21.00	20.41	-0.026	0.107	1.15	0.123	/
Front Side	standard	50%RB	0	20850/2510	21.00	20.41	-0.189	0.079	1.15	0.090	/
Hotspot (Synchronous=REC Off+Wi-Fi/BT, QPSK, Distance 10mm)											
Back Side	standard	1RB	0	20850/2510	18.00	17.54	-0.098	0.122	1.11	0.136	/
Front Side	standard	1RB	0	20850/2510	18.00	17.54	-0.163	0.087	1.11	0.097	/
Left Edge	standard	1RB	0	20850/2510	18.00	17.54	0.040	0.117	1.11	0.130	/
Right Edge	standard	1RB	0	20850/2510	18.00	17.54	-0.035	0.004	1.11	0.005	/
Top Edge	standard	1RB	0	20850/2510	18.00	17.54	0.020	0.128	1.11	0.142	/
Bottom Edge	N/A	N/A	N/A	N/A	N/A	N/A	N/A	N/A	N/A	N/A	N/A
Back Side	standard	50%RB	0	20850/2510	18.00	17.43	0.163	0.110	1.14	0.125	/
Front Side	standard	50%RB	0	20850/2510	18.00	17.43	-0.099	0.080	1.14	0.092	/



Left Edge	standard	50%RB	0	20850/2510	18.00	17.43	0.029	0.113	1.14	0.129	/
Right Edge	standard	50%RB	0	20850/2510	18.00	17.43	0.000	0.001	1.14	0.001	/
Top Edge	standard	50%RB	0	20850/2510	18.00	17.43	0.080	0.131	1.14	0.149	/
Bottom Edge	N/A	N/A	N/A	N/A	N/A	N/A	N/A	N/A	N/A	N/A	N/A
Top Edge	Battery 2	50%RB	0	20850/2510	18.00	17.43	0.008	0.124	1.14	0.141	/
Top Edge	Battery 3	50%RB	0	20850/2510	18.00	17.43	0.051	0.126	1.14	0.144	/

- Note: 1. The value with blue color is the maximum SAR Value of each test band.
2. Per FCC KDB Publication 447498 D01, if the reported (scaled) SAR measured at the middle channel or highest output power channel for each test configuration is ≤ 0.8 W/kg then testing at the other channels is not required for such test configuration(s).
3. Per FCC KDB Publication 648474 D04, SAR was evaluated without a headset connected to the device. Since the reported SAR was ≤ 1.2 W/kg, no additional SAR evaluations using a headset cable were required.
4. According to 648474 D04 Handset SAR v01r03, For Phablet, Since hotspot mode 1-g reported SAR < 1.2 W/kg, Product Specific 10-g SAR is no required.

Variant A (BLA-L29)

Test Position	Cover Type	RB size	RB offset	Channel/Frequency (MHz)	Maximum Allowed Power (dBm)	Conducted Power (dBm)	Drift (dB)	Measured SAR _{1g} (W/kg)	Scaling Factor	Reported SAR _{1g} (W/kg)	Plot No.
Head SAR (Single=REC On+Right Head, QPSK)											
Right Cheek	standard	50%RB	50	20850/2510	16.00	15.42	0.050	0.560	1.14	0.640	122
Body-worn (Single=REC Off, QPSK, Distance 15mm)											
Front Side	standard	1RB	0	20850/2510	21.00	20.49	-0.100	0.101	1.12	0.114	123
Hotspot (Synchronous=REC Off+Wi-Fi/BT, QPSK, Distance 10mm)											
Top Edge	standard	50%RB	0	20850/2510	18.00	17.25	-0.170	0.165	1.19	0.196	124

Note: 1. The value with blue color is the maximum SAR Value of each test band.

Variant B (BLA-L29)

Test Position	Mod#	PCC					SCC1					Power(dBm)		Power Drift (dB)	Limit of 1gSAR 1.6 W/kg (mW/g)			Plot No
		BW (MHz)	CH#	Freq. (MHz)	RB	offset	BW (MHz)	CH#	Freq. (MHz)	RB	offset	Tune-up	Meas		Measured SAR _{1g}	Scaling Factor	Report SAR _{1g}	
Head SAR(rec on+right head)																		
Right Cheek	QPSK	20	20850	2510	50%	50	20	21048	2529.8	50%	0	16.00	15.44	0.087	0.311	1.14	0.354	125
Body-worn SAR (Distance 15mm)(rec off)																		
Front Side	QPSK	20	20850	2510	1	99	20	21048	2529.8	1	0	21.00	20.34	-0.044	0.072	1.16	0.084	126
Hotspot SAR (Distance 10mm)(rec off+Wi-Fi on)																		
Top Edge	QPSK	20	20850	2510	50%	50	20	21048	2529.8	50%	0	18.00	17.36	0.023	0.159	1.16	0.184	127

Note: 1. The value with blue color is the maximum SAR Value of each test band.

2. UL CA SAR testing were determined and selected to the worst-case standalone SAR, and performed on each ANT separately using the corresponding power modes, receiver on mode was used when the DUT was tested on head exposure condition, receiver off mode was used when the DUT was tested on body exposure condition.

3. PCC and SCC channels were determined and selected to allow contiguous CA, and channels, RB allocations and offsets were selected to allow maximum measured output power. Output power was measured and verified for these test cases.



Table 39: LTE Band 12 (20MHz, Antenna 2)

Original (BLA-L29)

Test Position	Cover Type	RB size	RB offset	Channel/ Frequency (MHz)	Maximum Allowed Power (dBm)	Conducted Power (dBm)	Drift (dB)	Measured SAR _{1g} (W/kg)	Scaling Factor	Reported SAR _{1g} (W/kg)	Plot No.
Head SAR (Single=REC On+Left Head, QPSK)											
Left Cheek	standard	1RB	0	23130/711	22.50	22.01	-0.190	0.687	1.12	0.769	/
Left Tilt	standard	1RB	0	23130/711	22.50	22.01	0.030	0.556	1.12	0.622	/
Left Cheek	standard	50%RB	13	23130/711	22.50	21.94	0.020	0.678	1.14	0.771	/
Left Tilt	standard	50%RB	13	23130/711	22.50	21.94	0.030	0.544	1.14	0.619	/
Head SAR (Single=REC On+Right Head, QPSK)											
Right Cheek	standard	1RB	0	23130/711	22.50	21.99	-0.010	0.539	1.12	0.606	/
Right Tilt	standard	1RB	0	23130/711	22.50	21.99	-0.010	0.688	1.12	0.774	/
Right Cheek	standard	50%RB	13	23130/711	22.50	21.94	0.010	0.475	1.14	0.540	/
Right Tilt	standard	50%RB	13	23130/711	22.50	21.94	0.050	0.519	1.14	0.590	/
Head SAR (Synchronous=REC On+Left Head+Wi-Fi/BT, QPSK)											
Left Cheek	standard	1RB	0	23130/711	19.50	19.04	0.100	0.318	1.11	0.354	/
Left Tilt	standard	1RB	0	23130/711	19.50	19.04	0.170	0.254	1.11	0.282	/
Left Cheek	standard	50%RB	13	23130/711	19.50	18.96	0.150	0.258	1.13	0.292	/
Left Tilt	standard	50%RB	13	23130/711	19.50	18.96	0.040	0.244	1.13	0.276	/
Head SAR (Synchronous=REC On+Right Head+Wi-Fi/BT, QPSK)											
Right Cheek	standard	1RB	0	23130/711	19.50	18.93	0.000	0.287	1.14	0.327	/
Right Tilt	standard	1RB	0	23130/711	19.50	18.93	-0.010	0.332	1.14	0.379	/
Right Cheek	standard	50%RB	13	23130/711	19.50	18.89	0.030	0.267	1.15	0.307	/
Right Tilt	standard	50%RB	13	23130/711	19.50	18.89	-0.120	0.293	1.15	0.337	/
Head SAR (For Worse Case)											
Right Tilt	Battery 2	1RB	0	23130/711	22.50	21.99	0.020	0.588	1.12	0.661	/
Right Tilt	Battery 3	1RB	0	23130/711	22.50	21.99	-0.010	0.622	1.12	0.700	/
Body-worn (Single=REC Off, QPSK, Distance 15mm)											
Back Side	standard	1RB	0	23130/711	23.50	22.82	-0.010	0.166	1.17	0.194	/
Front Side	standard	1RB	0	23130/711	23.50	22.82	-0.030	0.161	1.17	0.188	/
Back Side	standard	50%RB	13	23130/711	22.50	21.96	0.040	0.136	1.13	0.154	/
Front Side	standard	50%RB	13	23130/711	22.50	21.96	0.030	0.103	1.13	0.117	/
Hotspot (Synchronous=REC Off+Wi-Fi/BT, QPSK, Distance 10mm)											
Back Side	standard	1RB	0	23130/711	20.50	20.01	0.060	0.226	1.12	0.253	/
Front Side	standard	1RB	0	23130/711	20.50	20.01	0.060	0.117	1.12	0.131	/
Left Edge	standard	1RB	0	23130/711	20.50	20.01	0.090	0.066	1.12	0.074	/
Right Edge	standard	1RB	0	23130/711	20.50	20.01	-0.010	0.221	1.12	0.247	/
Top Edge	standard	1RB	0	23130/711	20.50	20.01	0.120	0.037	1.12	0.042	/
Bottom Edge	N/A	N/A	N/A	N/A	N/A	N/A	N/A	N/A	N/A	N/A	N/A
Back Side	standard	50%RB	13	23130/711	20.50	19.96	0.060	0.196	1.13	0.222	/
Front Side	standard	50%RB	13	23130/711	20.50	19.96	0.100	0.115	1.13	0.130	/



Left Edge	standard	50%RB	13	23130/711	20.50	19.96	-0.080	0.052	1.13	0.059	/
Right Edge	standard	50%RB	13	23130/711	20.50	19.96	-0.020	0.179	1.13	0.203	/
Top Edge	standard	50%RB	13	23130/711	20.50	19.96	0.110	0.031	1.13	0.035	/
Bottom Edge	N/A	N/A	N/A	N/A	N/A	N/A	N/A	N/A	N/A	N/A	N/A
Back Side	Battery 2	1RB	0	23130/711	20.50	20.01	-0.010	0.096	1.12	0.107	/
Back Side	Battery 3	1RB	0	23130/711	20.50	20.01	0.000	0.125	1.12	0.140	/

Note: 1. The value with blue color is the maximum SAR Value of each test band.

2. Per FCC KDB Publication 447498 D01, if the reported (scaled) SAR measured at the middle channel or highest output power channel for each test configuration is ≤ 0.8 W/kg then testing at the other channels is not required for such test configuration(s).

3. Per FCC KDB Publication 648474 D04, SAR was evaluated without a headset connected to the device. Since the reported SAR was ≤ 1.2 W/kg, no additional SAR evaluations using a headset cable were required.

4. According to 648474 D04 Handset SAR v01r03, For Phablet, Since hotspot mode 1-g reported SAR < 1.2 W/kg, Product Specific 10-g SAR is no required.

Variant A (BLA-L29)

Test Position	Cover Type	RB size	RB offset	Channel/Frequency (MHz)	Maximum Allowed Power (dBm)	Conducted Power (dBm)	Drift (dB)	Measured SAR _{1g} (W/kg)	Scaling Factor	Reported SAR _{1g} (W/kg)	Plot No.
Head SAR (Single=REC On+Right Head, QPSK)											
Right Tilt	standard	1RB	0	23130/711	22.50	22.03	-0.170	0.697	1.11	0.777	128
Body-worn (Single=REC Off, QPSK, Distance 15mm)											
Back Side	standard	1RB	0	23130/711	23.50	22.99	0.000	0.148	1.12	0.166	129
Hotspot (Synchronous=REC Off+Wi-Fi/BT, QPSK, Distance 10mm)											
Back Side	standard	1RB	0	23130/711	20.50	19.84	-0.100	0.110	1.16	0.128	130

Note: 1. The value with blue color is the maximum SAR Value of each test band.



Table 40: LTE Band 17 (10MHz, Antenna 2)

Original (BLA-L29)

Test Position	Cover Type	RB size	RB offset	Channel/ Frequency (MHz)	Maximum Allowed Power (dBm)	Conducted Power (dBm)	Drift (dB)	Measured SAR _{1g} (W/kg)	Scaling Factor	Reported SAR _{1g} (W/kg)	Plot No.
Head SAR (Single=REC On+Left Head, QPSK)											
Left Cheek	standard	1RB	49	23780/709	22.50	21.91	0.024	0.683	1.15	0.782	/
Left Tilt	standard	1RB	49	23780/709	22.50	21.91	0.030	0.595	1.15	0.682	/
Left Cheek	standard	50%RB	13	23800/711	22.50	21.79	0.010	0.605	1.18	0.712	/
Left Tilt	standard	50%RB	13	23800/711	22.50	21.79	-0.010	0.572	1.18	0.674	/
Head SAR (Single=REC On+Right Head, QPSK)											
Right Cheek	standard	1RB	49	23780/709	22.50	21.91	-0.030	0.585	1.15	0.670	/
Right Tilt	standard	1RB	49	23780/709	22.50	21.91	0.010	0.619	1.15	0.709	/
Right Cheek	standard	50%RB	13	23800/711	22.50	21.80	-0.020	0.597	1.17	0.701	/
Right Tilt	standard	50%RB	13	23800/711	22.50	21.80	-0.010	0.588	1.17	0.691	/
Head SAR (Synchronous=REC On+Left Head+Wi-Fi/BT, QPSK)											
Left Cheek	standard	1RB	49	23780/709	19.50	19.03	0.030	0.297	1.11	0.331	/
Left Tilt	standard	1RB	49	23780/709	19.50	19.03	0.180	0.262	1.11	0.292	/
Left Cheek	standard	50%RB	13	23800/711	19.50	18.85	0.180	0.263	1.16	0.305	/
Left Tilt	standard	50%RB	13	23800/711	19.50	18.85	0.160	0.252	1.16	0.293	/
Head SAR (Synchronous=REC On+Right Head+Wi-Fi/BT, QPSK)											
Right Cheek	standard	1RB	49	23780/709	19.50	19.12	-0.010	0.282	1.09	0.308	/
Right Tilt	standard	1RB	49	23780/709	19.50	19.12	0.010	0.306	1.09	0.334	/
Right Cheek	standard	50%RB	13	23800/711	19.50	18.96	0.000	0.267	1.13	0.302	/
Right Tilt	standard	50%RB	13	23800/711	19.50	18.96	-0.010	0.279	1.13	0.316	/
Head SAR (For Worse Case)											
Left Cheek	Battery 2	1RB	49	23780/709	22.50	21.91	0.015	0.675	1.15	0.773	/
Left Cheek	Battery 3	1RB	49	23780/709	22.50	21.91	0.043	0.670	1.15	0.767	/
Body-worn (Single=REC Off, QPSK, Distance 15mm)											
Back Side	standard	1RB	49	23780/709	23.50	22.77	-0.010	0.115	1.18	0.136	/
Front Side	standard	1RB	49	23780/709	23.50	22.77	0.040	0.120	1.18	0.142	/
Back Side	standard	50%RB	13	23800/711	22.50	21.86	0.000	0.096	1.16	0.111	/
Front Side	standard	50%RB	13	23800/711	22.50	21.86	0.050	0.100	1.16	0.116	/
Hotspot (Synchronous=REC Off+Wi-Fi/BT, QPSK, Distance 10mm)											
Back Side	standard	1RB	49	23780/709	20.50	20.11	0.030	0.168	1.09	0.184	/
Front Side	standard	1RB	49	23780/709	20.50	20.11	0.100	0.120	1.09	0.131	/
Left Edge	standard	1RB	49	23780/709	20.50	20.11	0.000	0.187	1.09	0.205	/
Right Edge	standard	1RB	49	23780/709	20.50	20.11	0.040	0.027	1.09	0.030	/
Top Edge	standard	1RB	49	23780/709	20.50	20.11	-0.130	0.180	1.09	0.197	/



Bottom Edge	N/A	N/A	N/A	N/A	N/A	N/A	N/A	N/A	N/A	N/A	N/A
Back Side	standard	50%RB	13	23800/711	20.50	19.85	0.020	0.139	1.16	0.161	/
Front Side	standard	50%RB	13	23800/711	20.50	19.85	0.090	0.124	1.16	0.144	/
Left Edge	standard	50%RB	13	23800/711	20.50	19.85	0.030	0.157	1.16	0.182	/
Right Edge	standard	50%RB	13	23800/711	20.50	19.85	0.180	0.023	1.16	0.027	/
Top Edge	standard	50%RB	13	23800/711	20.50	19.85	-0.120	0.150	1.16	0.174	/
Bottom Edge	N/A	N/A	N/A	N/A	N/A	N/A	N/A	N/A	N/A	N/A	N/A
Left Edge	Battery 2	1RB	49	23780/709	20.50	20.11	0.064	0.182	1.09	0.199	/
Left Edge	Battery 3	1RB	49	23780/709	20.50	20.11	0.079	0.184	1.09	0.201	/

Note: 1. The value with blue color is the maximum SAR Value of each test band.

2. Per FCC KDB Publication 447498 D01, if the reported (scaled) SAR measured at the middle channel or highest output power channel for each test configuration is ≤ 0.8 W/kg then testing at the other channels is not required for such test configuration(s).

3. Per FCC KDB Publication 648474 D04, SAR was evaluated without a headset connected to the device. Since the reported SAR was ≤ 1.2 W/kg, no additional SAR evaluations using a headset cable were required.

4. According to 648474 D04 Handset SAR v01r03. For Phablet, Since hotspot mode 1-g reported SAR < 1.2 W/kg, Product Specific 10-g SAR is not required.

Variant A (BLA-L29)

Test Position	Cover Type	RB size	RB offset	Channel/Frequency (MHz)	Maximum Allowed Power (dBm)	Conducted Power (dBm)	Drift (dB)	Measured SAR _{1g} (W/kg)	Scaling Factor	Reported SAR _{1g} (W/kg)	Plot No.
Head SAR (Single=REC On+Left Head, QPSK)											
Left Cheek	standard	1RB	49	23780/709	22.50	22.00	-0.031	0.699	1.12	0.784	131
Body-worn (Single=REC Off, QPSK, Distance 15mm)											
Front Side	standard	1RB	49	23780/709	23.50	22.76	-0.090	0.087	1.19	0.103	132
Hotspot (Synchronous=REC Off+Wi-Fi/BT, QPSK, Distance 10mm)											
Left Edge	standard	1RB	49	23780/709	20.50	20.16	-0.040	0.090	1.08	0.097	133

Note: 1. The value with blue color is the maximum SAR Value of each test band.

**Table 41: LTE Band 26 (15MHz, Antenna 2)****Original (BLA-L29)**

Test Position	Cover Type	RB size	RB offset	Channel/ Frequency (MHz)	Maximum Allowed Power (dBm)	Conducted Power (dBm)	Drift (dB)	Measured SAR _{1g} (W/kg)	Scaling Factor	Reported SAR _{1g} (W/kg)	Plot No.
Head SAR (Single=REC On+Left Head, QPSK)											
Left Cheek	standard	1RB	38	26965/841.5	19.50	18.87	-0.020	0.470	1.16	0.543	/
Left Tilt	standard	1RB	38	26965/841.5	19.50	18.87	-0.040	0.415	1.16	0.480	/
Left Cheek	standard	50%RB	18	26965/841.5	19.50	18.84	0.000	0.470	1.16	0.547	/
Left Tilt	standard	50%RB	18	26965/841.5	19.50	18.84	0.030	0.430	1.16	0.501	/
Head SAR (Single=REC On+Right Head, QPSK)											
Right Cheek	standard	1RB	38	26965/841.5	20.00	19.34	0.020	0.603	1.16	0.702	/
Right Tilt	standard	1RB	38	26965/841.5	20.00	19.34	-0.020	0.617	1.16	0.718	/
Right Cheek	standard	50%RB	18	26965/841.5	20.00	19.35	0.000	0.592	1.16	0.688	/
Right Tilt	standard	50%RB	18	26965/841.5	20.00	19.35	-0.010	0.625	1.16	0.726	/
Head SAR (Synchronous=REC On+Left Head+Wi-Fi/BT, QPSK)											
Left Cheek	standard	1RB	38	26965/841.5	16.50	15.77	0.098	0.237	1.18	0.280	/
Left Tilt	standard	1RB	38	26965/841.5	16.50	15.77	0.070	0.215	1.18	0.254	/
Left Cheek	standard	50%RB	18	26965/841.5	16.50	15.94	0.030	0.235	1.14	0.267	/
Left Tilt	standard	50%RB	18	26965/841.5	16.50	15.94	0.050	0.215	1.14	0.245	/
Head SAR (Synchronous=REC On+Right Head+Wi-Fi/BT, QPSK)											
Right Cheek	standard	1RB	38	26965/841.5	17.00	16.33	-0.010	0.293	1.17	0.342	/
Right Tilt	standard	1RB	38	26965/841.5	17.00	16.33	0.010	0.316	1.17	0.369	/
Right Cheek	standard	50%RB	18	26965/841.5	17.00	16.41	0.020	0.296	1.15	0.339	/
Right Tilt	standard	50%RB	18	26965/841.5	17.00	16.41	0.060	0.315	1.15	0.361	/
Head SAR (For Worse Case)											
Right Tilt	Battery 2	50%RB	18	26965/841.5	20.00	19.35	0.103	0.618	1.16	0.718	/
Right Tilt	Battery 3	50%RB	18	26965/841.5	20.00	19.35	0.041	0.610	1.16	0.708	/
Body-worn (Single=REC Off, QPSK, Distance 15mm)											
Back Side	standard	1RB	38	26965/841.5	23.50	22.79	-0.040	0.204	1.18	0.240	/
Front Side	standard	1RB	38	26965/841.5	23.50	22.79	0.090	0.218	1.18	0.257	/
Back Side	standard	50%RB	18	26965/841.5	22.50	21.89	0.000	0.167	1.15	0.192	/
Front Side	standard	50%RB	18	26965/841.5	22.50	21.89	0.100	0.179	1.15	0.206	/
Front Side	Battery 2	1RB	38	26965/841.5	23.50	22.79	0.053	0.183	1.18	0.216	/
Front Side	Battery 3	1RB	38	26965/841.5	23.50	22.79	0.012	0.186	1.18	0.219	/
Hotspot (Synchronous=REC Off+Wi-Fi/BT, QPSK, Distance 10mm)											
Back Side	standard	1RB	38	26965/841.5	20.50	19.91	-0.040	0.188	1.15	0.215	/
Front Side	standard	1RB	38	26965/841.5	20.50	19.91	0.110	0.186	1.15	0.213	/
Left Edge	standard	1RB	38	26965/841.5	20.50	19.91	0.000	0.100	1.15	0.114	/



Right Edge	standard	1RB	38	26965/841.5	20.50	19.91	0.030	0.022	1.15	0.026	/
Top Edge	standard	1RB	38	26965/841.5	20.50	19.91	-0.070	0.139	1.15	0.159	/
Bottom Edge	N/A	N/A	N/A	N/A	N/A	N/A	N/A	N/A	N/A	N/A	N/A
Back Side	standard	50%RB	18	26965/841.5	20.50	19.95	-0.040	0.186	1.14	0.211	/
Front Side	standard	50%RB	18	26965/841.5	20.50	19.95	0.120	0.186	1.14	0.211	/
Left Edge	standard	50%RB	18	26965/841.5	20.50	19.95	0.090	0.099	1.14	0.112	/
Right Edge	standard	50%RB	18	26965/841.5	20.50	19.95	0.024	0.022	1.14	0.025	/
Top Edge	standard	50%RB	18	26965/841.5	20.50	19.95	-0.080	0.139	1.14	0.158	/
Bottom Edge	N/A	N/A	N/A	N/A	N/A	N/A	N/A	N/A	N/A	N/A	N/A

Note: 1. The value with blue color is the maximum SAR Value of each test band.

2. Per FCC KDB Publication 447498 D01, if the reported (scaled) SAR measured at the middle channel or highest output power channel for each test configuration is ≤ 0.8 W/kg then testing at the other channels is not required for such test configuration(s).

3. Per FCC KDB Publication 648474 D04, SAR was evaluated without a headset connected to the device. Since the reported SAR was ≤ 1.2 W/kg, no additional SAR evaluations using a headset cable were required.

4. According to 648474 D04 Handset SAR v01r03. For Phablet, Since hotspot mode 1-g reported SAR < 1.2 W/kg, Product Specific 10-g SAR is not required.

Variant A (BLA-L29)

Test Position	Cover Type	RB size	RB offset	Channel/Frequency (MHz)	Maximum Allowed Power (dBm)	Conducted Power (dBm)	Drift (dB)	Measured SAR _{1g} (W/kg)	Scaling Factor	Reported SAR _{1g} (W/kg)	Plot No.
Head SAR (Single=REC On+Right Head, QPSK)											
Right Tilt	standard	50%RB	18	26965/841.5	20.00	19.18	0.067	0.589	1.21	0.711	134
Body-worn (Single=REC Off, QPSK, Distance 15mm)											
Front Side	standard	1RB	38	26965/841.5	23.50	22.93	-0.055	0.226	1.14	0.258	135
Hotspot (Synchronous=REC Off+Wi-Fi/BT, QPSK, Distance 10mm)											
Back Side	standard	1RB	38	26965/841.5	20.50	19.96	-0.020	0.222	1.13	0.251	136

Note: 1. The value with blue color is the maximum SAR Value of each test band.



Table 42: LTE Band 38 (20MHz, Antenna 2)

Original (BLA-L29)

Test Position	Cover Type	RB size	RB offset	Channel/Frequency (MHz)	Maximum Allowed Power (dBm)	Conducted Power (dBm)	Drift (dB)	Measured SAR _{1g} (W/kg)	Scaling Factor	Reported SAR _{1g} (W/kg)	Plot No.
Head SAR (Single=REC On+Left Head, QPSK)											
Left Cheek	standard	1RB	99	38150/2610	22.00	21.28	-0.050	0.875	1.18	1.033	/
		1RB	99	38000/2595	22.00	21.21	0.060	0.884	1.20	1.060	/
		1RB	99	37850/2580	22.00	21.17	-0.010	0.851	1.21	1.030	/
Left Tilt	standard	1RB	99	38150/2610	22.00	21.28	0.050	0.693	1.18	0.818	/
		1RB	99	38000/2595	22.00	21.21	0.010	0.694	1.20	0.832	/
		1RB	99	37850/2580	22.00	21.17	0.050	0.671	1.21	0.812	/
Left Cheek	standard	50%RB	50	38150/2610	22.00	21.23	-0.070	0.825	1.19	0.985	/
		50%RB	50	38000/2595	22.00	21.14	0.020	0.726	1.22	0.885	/
		50%RB	25	37850/2580	22.00	21.11	0.000	0.816	1.23	1.002	/
Left Tilt	standard	50%RB	50	38150/2610	22.00	21.23	0.040	0.680	1.19	0.812	/
		50%RB	50	38000/2595	22.00	21.14	0.070	0.844	1.22	1.029	/
		50%RB	25	37850/2580	22.00	21.11	0.090	0.763	1.23	0.937	/
Left Cheek	standard	100%RB	0	38150/2610	22.00	21.20	0.050	0.812	1.20	0.976	/
Left Tilt	standard	100%RB	0	38150/2610	22.00	21.20	0.008	0.658	1.20	0.791	/
Head SAR (Single=REC On+Right Head, QPSK)											
Right Cheek	standard	1RB	0	38150/2610	16.00	15.83	0.105	0.531	1.04	0.552	/
Right Tilt	standard	1RB	0	38150/2610	16.00	15.83	0.050	0.400	1.04	0.416	/
Right Cheek	standard	50%RB	0	38150/2610	16.00	15.81	0.100	0.455	1.04	0.475	/
Right Tilt	standard	50%RB	0	38150/2610	16.00	15.81	0.060	0.375	1.04	0.392	/
Head SAR (Synchronous=REC On+Left Head+Wi-Fi/BT, QPSK)											
Left Cheek	standard	1RB	99	38150/2610	18.00	17.21	0.070	0.284	1.20	0.341	/
Left Tilt	standard	1RB	99	38150/2610	18.00	17.21	0.110	0.337	1.20	0.404	/
Left Cheek	standard	50%RB	50	38150/2610	18.00	17.22	0.010	0.274	1.20	0.328	/
Left Tilt	standard	50%RB	50	38150/2610	18.00	17.22	0.140	0.323	1.20	0.387	/
Head SAR (Synchronous=REC On+Right Head+Wi-Fi/BT, QPSK)											
Right Cheek	standard	1RB	50	38150/2610	12.00	11.74	0.023	0.203	1.06	0.216	/
Right Tilt	standard	1RB	50	38150/2610	12.00	11.74	0.023	0.156	1.06	0.166	/
Right Cheek	standard	50%RB	50	38150/2610	12.00	11.79	0.080	0.197	1.05	0.207	/
Right Tilt	standard	50%RB	50	38150/2610	12.00	11.79	-0.090	0.159	1.05	0.167	/
Head SAR (For Worse Case)											
Left Cheek	Battery 2	1RB	99	38000/2595	22.00	21.21	-0.030	0.677	1.20	0.812	/
Left Cheek	Battery 3	1RB	99	38000/2595	22.00	21.21	0.050	0.832	1.20	0.998	/
Left Cheek	Repeated	1RB	99	38000/2595	22.00	21.21	0.010	0.879	1.20	1.054	/
Body-worn (Single=REC Off, QPSK, Distance 15mm)											
Back Side	standard	1RB	99	38150/2610	24.00	23.18	-0.127	0.111	1.21	0.134	/
Front Side	standard	1RB	99	38150/2610	24.00	23.18	-0.029	0.153	1.21	0.185	/



Back Side	standard	50%RB	50	38150/2610	23.00	22.27	-0.074	0.098	1.18	0.116	/
Front Side	standard	50%RB	50	38150/2610	23.00	22.27	-0.058	0.151	1.18	0.179	/
Hotspot (Synchronous=REC Off+Wi-Fi/BT, QPSK, Distance 10mm)											
Back Side	standard	1RB	99	38150/2610	20.00	19.28	-0.030	0.154	1.18	0.182	/
Front Side	standard	1RB	99	38150/2610	20.00	19.28	-0.154	0.149	1.18	0.176	/
Left Edge	standard	1RB	99	38150/2610	20.00	19.28	0.040	0.118	1.18	0.139	/
Right Edge	standard	1RB	99	38150/2610	20.00	19.28	0.047	0.017	1.18	0.020	/
Top Edge	standard	1RB	99	38150/2610	20.00	19.28	0.020	0.149	1.18	0.176	/
Bottom Edge	N/A	N/A	N/A	N/A	N/A	N/A	N/A	N/A	N/A	N/A	N/A
Back Side	standard	50%RB	0	38150/2610	20.00	19.26	-0.054	0.150	1.19	0.178	/
Front Side	standard	50%RB	0	38150/2610	20.00	19.26	-0.031	0.153	1.19	0.181	/
Left Edge	standard	50%RB	0	38150/2610	20.00	19.26	-0.040	0.114	1.19	0.135	/
Right Edge	standard	50%RB	0	38150/2610	20.00	19.26	-0.114	0.014	1.19	0.017	/
Top Edge	standard	50%RB	0	38150/2610	20.00	19.26	0.180	0.149	1.19	0.177	/
Bottom Edge	N/A	N/A	N/A	N/A	N/A	N/A	N/A	N/A	N/A	N/A	N/A
Back Side	Battery 2	1RB	99	38150/2610	20.00	19.28	0.032	0.148	1.18	0.175	/
Back Side	Battery 3	1RB	99	38150/2610	20.00	19.28	-0.021	0.152	1.18	0.179	/

Note: 1. The value with blue color is the maximum SAR Value of each test band.
 2. Per FCC KDB Publication 447498 D01, if the reported (scaled) SAR measured at the middle channel or highest output power channel for each test configuration is ≤ 0.8 W/kg then testing at the other channels is not required for such test configuration(s).
 3. For QPSK with 100% RB allocation, SAR is required when and the highest reported SAR for 1 RB and 50% RB allocation in are ≥ 0.8 W/kg.
 4. Per FCC KDB Publication 648474 D04, SAR was evaluated without a headset connected to the device. Since the reported SAR was ≤ 1.2 W/kg, no additional SAR evaluations using a headset cable were required.
 5. According to 648474 D04 Handset SAR v01r03. For Phablet, Since hotspot mode 1-g reported SAR < 1.2 W/kg, Product Specific 10-g SAR is no required.

Variant A (BLA-L29)

Test Position	Cover Type	RB size	RB offset	Channel/ Frequency (MHz)	Maximum Allowed Power (dBm)	Conducted Power (dBm)	Drift (dB)	Measured SAR _{1g} (W/kg)	Scaling Factor	Reported SAR _{1g} (W/kg)	Plot No.
Head SAR (Single=REC On+Left Head, QPSK)											
Left Cheek	standard	1RB	99	38000/2595	22.00	21.39	0.000	0.794	1.15	0.914	137
Body-worn (Single=REC Off, QPSK, Distance 15mm)											
Front Side	standard	1RB	99	38150/2610	24.00	23.16	-0.082	0.109	1.21	0.132	138
Hotspot (Synchronous=REC Off+Wi-Fi/BT, QPSK, Distance 10mm)											
Back Side	standard	1RB	99	38150/2610	20.00	19.24	0.092	0.105	1.19	0.125	139

Note: 1. The value with blue color is the maximum SAR Value of each test band.



Variant B (BLA-L29)

Test Position	Mod#.	PCC					SCC1					Power(dBm)		Power Drift (dB)	Limit of 1gSAR 1.6 W/kg (mW/g)			Plot No
		BW (MHz)	CH#	Freq. (MHz)	RB	offset	BW (MHz)	CH#	Freq. (MHz)	RB	offset	Tune-up	Meas		Measured SAR1g	Scaling Factor	Report SAR1g	
Head SAR(rec on+left head)																		
Left Cheek	QPSK	20	37901	2585.1	1	99	20	38099	2604.9	1	0	22.00	21.33	0.106	0.603	1.17	0.704	140
Body-worn SAR (Distance 15mm)(rec off)																		
Front Side	QPSK	20	38150	2610	1	0	20	37952	2590.2	1	99	22.00	21.35	0.021	0.058	1.16	0.067	141
Hotspot SAR (Distance 10mm)(rec off+Wi-Fi on)																		
Back Side	QPSK	20	38150	2610	1	0	20	37952	2590.2	1	99	18.00	17.43	-0.160	0.086	1.14	0.098	142

Note: 1. The value with blue color is the maximum SAR Value of each test band.
 2. UL CA SAR testing were determined and selected to the worst-case standalone SAR, and performed on each ANT separately using the corresponding power modes, receiver on mode was used when the DUT was tested on head exposure condition, receiver off mode was used when the DUT was tested on body exposure condition.
 3. PCC and SCC channels were determined and selected to allow contiguous CA, and channels, RB allocations and offsets were selected to allow maximum measured output power. Output power was measured and verified for these test cases.



Table 43: LTE Band 41 (20MHz, Antenna 2)

Original (BLA-L29)

Test Position	Cover Type	RB size	RB offset	Channel/ Frequency (MHz)	Maximum Allowed Power (dBm)	Conducted Power (dBm)	Drift (dB)	Measured SAR _{1g} (W/kg)	Scaling Factor	Reported SAR _{1g} (W/kg)	Plot No.
Head SAR (Single=REC On+Left Head, QPSK)											
Left Cheek	standard	1RB	99	41140/2645	23.00	22.46	0.052	0.781	1.13	0.884	/
	standard	1RB	99	40840/2615	23.00	22.30	-0.007	0.631	1.17	0.741	/
	standard	1RB	99	40540/2585	23.00	22.33	-0.009	0.627	1.17	0.732	/
	standard	1RB	99	40240/2555	23.00	22.14	0.000	0.517	1.22	0.630	/
Left Tilt	standard	1RB	99	41140/2645	23.00	22.46	0.120	0.664	1.13	0.752	/
	standard	1RB	99	40840/2615	23.00	22.30	0.180	0.615	1.17	0.723	/
	standard	1RB	99	40540/2585	23.00	22.33	0.007	0.609	1.17	0.711	/
	standard	1RB	99	40240/2555	23.00	22.14	-0.050	0.503	1.22	0.613	/
Left Cheek	standard	50%RB	50	41140/2645	23.00	22.38	0.190	0.746	1.15	0.860	/
	standard	50%RB	50	40840/2615	23.00	22.29	0.026	0.726	1.18	0.855	/
	standard	50%RB	50	40540/2585	23.00	22.31	0.028	0.725	1.17	0.850	/
	standard	50%RB	50	40240/2555	23.00	22.22	-0.020	0.722	1.20	0.864	/
Left Tilt	standard	50%RB	50	41140/2645	23.00	22.38	0.140	0.640	1.15	0.738	/
	standard	50%RB	50	40840/2615	23.00	22.29	0.070	0.611	1.18	0.720	/
	standard	50%RB	50	40540/2585	23.00	22.31	-0.066	0.612	1.17	0.717	/
	standard	50%RB	50	40240/2555	23.00	22.22	0.021	0.601	1.20	0.719	/
Left Cheek	standard	100%RB	0	41140/2645	23.00	22.35	0.090	0.718	1.16	0.834	/
Head SAR (Single=REC On+Right Head, QPSK)											
Right Cheek	standard	1RB	99	41140/2645	17.00	16.41	0.139	0.624	1.15	0.715	/
	standard	1RB	99	40840/2615	17.00	16.18	-0.002	0.529	1.21	0.639	/
	standard	1RB	99	40540/2585	17.00	16.21	-0.006	0.522	1.20	0.626	/
	standard	1RB	99	40240/2555	17.00	16.08	0.001	0.413	1.24	0.510	/
Right Tilt	standard	1RB	99	41140/2645	17.00	16.41	-0.030	0.488	1.15	0.559	/
Right Cheek	standard	50%RB	0	41140/2645	17.00	16.34	0.080	0.544	1.16	0.633	/
	standard	50%RB	0	40840/2615	17.00	16.13	0.068	0.509	1.22	0.622	/
	standard	50%RB	0	40540/2585	17.00	16.11	-0.071	0.507	1.23	0.622	/
	standard	50%RB	25	40240/2555	17.00	15.93	0.017	0.497	1.28	0.636	/
Right Tilt	standard	50%RB	0	41140/2645	17.00	16.34	0.080	0.488	1.16	0.568	/
Head SAR (Synchronous=REC On+Left Head+Wi-Fi/BT, QPSK)											
Left Cheek	standard	1RB	50	41140/2645	20.00	19.40	-0.030	0.315	1.15	0.362	/
Left Tilt	standard	1RB	50	41140/2645	20.00	19.40	0.020	0.299	1.15	0.343	/
Left Cheek	standard	50%RB	0	41140/2645	20.00	19.32	0.130	0.315	1.17	0.368	/
Left Tilt	standard	50%RB	0	41140/2645	20.00	19.32	0.021	0.308	1.17	0.360	/
Head SAR (Synchronous=REC On+Right Head+Wi-Fi/BT, QPSK)											
Right Cheek	standard	1RB	50	41140/2645	14.50	13.99	0.028	0.364	1.12	0.409	/
Right Tilt	standard	1RB	50	41140/2645	14.50	13.99	-0.040	0.244	1.12	0.274	/



Right Cheek	standard	50%RB	25	41140/2645	14.50	13.76	0.022	0.322	1.19	0.382	/
Right Tilt	standard	50%RB	25	41140/2645	14.50	13.76	0.100	0.234	1.19	0.277	/
Head SAR (For Worse Case)											
Left Cheek	Battery 2	1RB	99	41140/2645	23.00	22.46	0.105	0.749	1.13	0.848	/
Left Cheek	Battery 3	1RB	99	41140/2645	23.00	22.46	0.028	0.772	1.13	0.874	/
Body-worn (Single=REC Off, QPSK, Distance 15mm)											
Back Side	Standard	1RB	99	41140/2645	24.50	23.91	-0.094	0.197	1.15	0.226	/
Front Side	Standard	1RB	99	41140/2645	24.50	23.91	-0.187	0.244	1.15	0.280	/
Back Side	standard	50%RB	50	41140/2645	23.50	22.92	-0.038	0.161	1.14	0.184	/
Front Side	standard	50%RB	50	41140/2645	23.50	22.92	-0.026	0.196	1.14	0.224	/
Hotspot (Synchronous=REC Off+Wi-Fi/BT, QPSK, Distance 10mm)											
Back Side	standard	1RB	99	41140/2645	21.50	20.96	-0.126	0.246	1.13	0.279	/
Front Side	standard	1RB	99	41140/2645	21.50	20.96	0.037	0.243	1.13	0.275	/
Left Edge	standard	1RB	99	41140/2645	21.50	20.96	-0.020	0.169	1.13	0.191	/
Right Edge	standard	1RB	99	41140/2645	21.50	20.96	0.034	0.032	1.13	0.036	/
Top Edge	standard	1RB	99	41140/2645	21.50	20.96	0.027	0.252	1.13	0.285	/
Bottom Edge	N/A	N/A	N/A	N/A	N/A	N/A	N/A	N/A	N/A	N/A	N/A
Back Side	standard	50%RB	50	41140/2645	21.50	20.99	-0.035	0.244	1.12	0.274	/
Front Side	standard	50%RB	50	41140/2645	21.50	20.99	-0.176	0.233	1.12	0.262	/
Left Edge	standard	50%RB	50	41140/2645	21.50	20.99	0.036	0.166	1.12	0.187	/
Right Edge	standard	50%RB	50	41140/2645	21.50	20.99	0.070	0.028	1.12	0.032	/
Top Edge	standard	50%RB	50	41140/2645	21.50	20.99	0.160	0.245	1.12	0.276	/
Bottom Edge	N/A	N/A	N/A	N/A	N/A	N/A	N/A	N/A	N/A	N/A	N/A
Top Edge	Battery 2	1RB	99	41140/2645	21.50	20.96	0.006	0.248	1.13	0.281	/
Top Edge	Battery 3	1RB	99	41140/2645	21.50	20.96	0.067	0.240	1.13	0.272	/

Note: 1. The value with blue color is the maximum SAR Value of each test band.

2. Per FCC KDB Publication 447498 D01, if the reported (scaled) SAR measured at the middle channel or highest output power channel for each test configuration is ≤ 0.8 W/kg then testing at the other channels is not required for such test configuration(s).

3. For QPSK with 100% RB allocation, SAR is required when and the highest reported SAR for 1 RB and 50% RB allocation in are ≥ 0.8 W/kg.

4. Per FCC KDB Publication 648474 D04, SAR was evaluated without a headset connected to the device. Since the reported SAR was ≤ 1.2 W/kg, no additional SAR evaluations using a headset cable were required.

5. According to 648474 D04 Handset SAR v01r03, For Phablet, Since hotspot mode 1-g reported SAR < 1.2 W/kg, Product Specific 10-g SAR is no required.



Variant A (BLA-L29)

Test Position	Cover Type	RB size	RB offset	Channel/Frequency (MHz)	Maximum Allowed Power (dBm)	Conducted Power (dBm)	Drift (dB)	Measured SAR _{1g} (W/kg)	Scaling Factor	Reported SAR _{1g} (W/kg)	Plot No.
Head SAR (Single=REC On+Left Head, QPSK)											
Left Cheek	standard	1RB	99	41140/2645	23.00	22.53	0.041	0.734	1.11	0.818	143
Body-worn (Single=REC Off, QPSK, Distance 15mm)											
Front Side	standard	1RB	99	41140/2645	24.50	23.97	-0.028	0.213	1.13	0.241	144
Hotspot (Synchronous=REC Off+Wi-Fi/BT, QPSK, Distance 10mm)											
Top Edge	standard	1RB	99	41140/2645	21.50	20.94	-0.090	0.196	1.14	0.223	145

Note: 1. The value with blue color is the maximum SAR Value of each test band.

Variant B (BLA-L29)

Test Position	Mod#	PCC					SCC1					Power(dBm)		Power Drift (dB)	Limit of 1gSAR 1.6 W/kg (mW/g)			Plot No
		BW (MHz)	CH#	Freq. (MHz)	RB	offset	BW (MHz)	CH#	Freq. (MHz)	RB	offset	Tune-up	Meas		Measured SAR _{1g}	Scaling Factor	Report SAR _{1g}	
Head SAR(rec on+left head)																		
Left Cheek	QPSK	20	41140	2645	1	0	20	40942	2625.2	1	99	23.00	22.43	0.063	0.539	1.14	0.615	146
Body-worn SAR (Distance 15mm)(rec off)																		
Front Side	QPSK	20	41140	2645	1	0	20	40942	2625.2	1	99	22.50	21.92	-0.072	0.109	1.14	0.125	147
Hotspot SAR (Distance 10mm)(rec off+Wi-Fi on)																		
Top Edge	QPSK	20	41140	2645	1	0	20	40942	2625.2	1	99	19.50	19.09	0.130	0.112	1.10	0.123	148

Note: 1. The value with blue color is the maximum SAR Value of each test band.
 2. UL CA SAR testing were determined and selected to the worst-case standalone SAR, and performed on each ANT separately using the corresponding power modes, receiver on mode was used when the DUT was tested on head exposure condition, receiver off mode was used when the DUT was tested on body exposure condition.
 3. PCC and SCC channels were determined and selected to allow contiguous CA, and channels, RB allocations and offsets were selected to allow maximum measured output power. Output power was measured and verified for these test cases.



Table 44: Wi-Fi (2.4G, Antenna 1, SISO Mode)

Original (BLA-L29)

Test Position	Cover Type	Channel/Frequency (MHz)	Mode 802.11b	Duty Cycle	Tune-up limit (dBm)	Conducted Power (dBm)	Drift (dB)	Area Scan Max.SAR (W/Kg)	Measured SAR _{1g} (W/kg)	Scaling Factor	Reported SAR _{1g} (W/kg)	Plot No.
Head SAR (REC On)												
Left Cheek	standard	6/2437	DSSS	1:1	13.50	12.95	0.028	0.355	0.490	1.14	0.556	/
Left Tilt	standard	6/2437	DSSS	1:1	13.50	12.95	0.020	0.500	0.467	1.14	0.530	/
Right Cheek	standard	6/2437	DSSS	1:1	13.50	12.95	-0.039	0.156	0.183	1.14	0.208	/
Right Tilt	standard	6/2437	DSSS	1:1	13.50	12.95	0.104	0.184	0.196	1.14	0.222	/
Left Cheek	Battery 2	6/2437	DSSS	1:1	13.50	12.95	-0.060	0.468	0.492	1.14	0.558	/
Left Cheek	Battery 3	6/2437	DSSS	1:1	13.50	12.95	0.020	0.337	0.429	1.14	0.487	/
Body-worn (REC Off, Distance 15mm)												
Back Side	standard	6/2437	DSSS	1:1	18.50	17.97	-0.100	0.183	0.185	1.13	0.209	/
Front Side	standard	6/2437	DSSS	1:1	18.50	17.97	-0.045	0.172	0.177	1.13	0.200	/
Hotspot (REC Off, Distance 10mm)												
Back Side	standard	6/2437	DSSS	1:1	18.50	17.97	0.127	0.400	0.354	1.13	0.400	/
Front Side	standard	6/2437	DSSS	1:1	18.50	17.97	0.140	0.292	0.336	1.13	0.380	/
Left Edge	N/A	N/A	N/A	N/A	N/A	N/A	N/A	N/A	N/A	N/A	N/A	N/A
Right Edge	standard	6/2437	DSSS	1:1	18.50	17.97	0.170	0.301	0.339	1.13	0.383	/
Top Edge	standard	6/2437	DSSS	1:1	18.50	17.97	0.070	0.443	0.464	1.13	0.524	/
Bottom Edge	N/A	N/A	N/A	N/A	N/A	N/A	N/A	N/A	N/A	N/A	N/A	N/A
Back Side	Battery 2	6/2437	DSSS	1:1	18.50	17.97	0.020	0.297	0.304	1.13	0.343	/
Back Side	Battery 3	6/2437	DSSS	1:1	18.50	17.97	0.050	0.274	0.269	1.13	0.304	/

Note: 1. The value with blue color is the maximum SAR Value of each test band.

2. According to 648474 D04 Handset SAR v01r03, For Phablet, Since hotspot mode 1-g reported SAR < 1.2 W/kg, Product Specific 10-g SAR is no required.

MAX Adjusted SAR							
Mode	Test Position	Channel/Frequency(MHz)	MAX Measured SAR _{1g} (W/kg)	802.11b Tune-up limit (dBm)	Tune-up limit (dBm)	Scaling Factor	Adjusted SAR _{1g} (W/kg)
802.11g	Left Cheek	6/2437	0.492	13.50	13.50	1.00	0.492
802.11n HT20	Left Cheek	6/2437	0.492	13.50	13.50	1.00	0.492

Note: For SISO mode, SAR is not required for OFDM when the highest reported SAR for DSSS is adjusted by the ratio of OFDM to DSSS, specified maximum output power and the adjusted SAR is ≤ 1.2 W/kg.

**Variant A (BLA-L29)**

Test Position	Cover Type	Channel/Frequency (MHz)	Mode 802.11b	Duty Cycle	Tune-up limit (dBm)	Conducted Power (dBm)	Drift (dB)	Area Scan Max.SAR (W/Kg)	Measured SAR _{1g} (W/kg)	Scaling Factor	Reported SAR _{1g} (W/kg)	Plot No.
Head SAR (REC On)												
Left Cheek	Battery 2	6/2437	DSSS	1:1	13.50	12.96	0.180	0.452	0.415	1.13	0.470	149
Body-worn (REC Off, Distance 15mm)												
Back Side	standard	6/2437	DSSS	1:1	18.50	18.02	0.044	0.190	0.177	1.12	0.198	150
Hotspot (REC Off, Distance 10mm)												
Top Edge	standard	6/2437	DSSS	1:1	18.50	18.02	0.018	0.441	0.420	1.12	0.469	151
Note: 1. The value with blue color is the maximum SAR Value of each test band.												



Table 45: Wi-Fi (2.4G, Antenna 2, SISO Mode)

Original (BLA-L29)

Test Position	Cover Type	Channel/Frequency (MHz)	Mode 802.11b	Duty Cycle	Tune-up limit (dBm)	Conducted Power (dBm)	Drift (dB)	Area Scan Max.SAR (W/Kg)	Measured SAR _{1g} (W/kg)	Scaling Factor	Reported SAR _{1g} (W/kg)	Plot No.
Head SAR (REC On)												
Left Cheek	standard	6/2437	OFDM	1:1	18.00	16.87	0.031	0.106	0.121	1.30	0.157	/
Left Tilt	standard	6/2437	OFDM	1:1	18.00	16.87	0.036	0.109	0.118	1.30	0.153	/
Right Cheek	standard	6/2437	OFDM	1:1	18.00	16.87	0.174	0.058	0.078	1.30	0.101	/
Right Tilt	standard	6/2437	OFDM	1:1	18.00	16.87	0.127	0.063	0.084	1.30	0.109	/
Left Cheek	Battery 2	6/2437	OFDM	1:1	18.00	16.87	0.024	0.158	0.173	1.30	0.224	/
Left Cheek	Battery 3	6/2437	OFDM	1:1	18.00	16.87	-0.100	0.135	0.147	1.30	0.191	/
Body-worn (REC Off, Distance 15mm)												
Back Side	standard	6/2437	OFDM	1:1	18.00	17.33	0.068	0.179	0.219	1.17	0.256	/
Front Side	standard	6/2437	OFDM	1:1	18.00	17.33	0.117	0.008	0.006	1.17	0.007	/
Hotspot (REC Off, Distance 10mm)												
Back Side	standard	6/2437	OFDM	1:1	18.00	17.33	0.033	0.446	0.540	1.17	0.630	/
Front Side	standard	6/2437	OFDM	1:1	18.00	17.33	-0.030	0.030	0.026	1.17	0.031	/
Left Edge	standard	6/2437	OFDM	1:1	18.00	17.33	0.012	0.009	0.008	1.17	0.009	/
Right Edge	standard	6/2437	OFDM	1:1	18.00	17.33	0.029	0.015	0.014	1.17	0.016	/
Top Edge	standard	6/2437	OFDM	1:1	18.00	17.33	0.066	0.050	0.065	1.17	0.076	/
Bottom Edge	N/A	N/A	N/A	N/A	N/A	N/A	N/A	N/A	N/A	N/A	N/A	N/A
Back Side	Battery 2	6/2437	OFDM	1:1	18.00	17.33	0.020	0.388	0.492	1.17	0.574	/
Back Side	Battery 3	6/2437	OFDM	1:1	18.00	17.33	0.165	0.396	0.500	1.17	0.583	/

Note: 1. The value with blue color is the maximum SAR Value of each test band.

2. According to 648474 D04 Handset SAR v01r03, For Phablet, Since hotspot mode 1-g reported SAR < 1.2 W/kg, Product Specific 10-g SAR is no required.

MAX Adjusted SAR							
Mode	Test Position	Channel/Frequency(MHz)	MAX Measured SAR _{1g} (W/kg)	802.11b Tune-up limit (dBm)	Tune-up limit (dBm)	Scaling Factor	Adjusted SAR _{1g} (W/kg)
802.11g	Back Side	6/2437	0.540	18.00	16.00	0.63	0.341
802.11n HT20	Back Side	6/2437	0.540	18.00	14.50	0.45	0.241

Note: For SISO mode, SAR is not required for OFDM when the highest reported SAR for DSSS is adjusted by the ratio of OFDM to DSSS, specified maximum output power and the adjusted SAR is ≤ 1.2 W/kg.

**Variant A (BLA-L29)**

Test Position	Cover Type	Channel/Frequency (MHz)	Mode 802.11b	Duty Cycle	Tune-up limit (dBm)	Conducted Power (dBm)	Drift (dB)	Area Scan Max.SAR (W/Kg)	Measured SAR _{1g} (W/kg)	Scaling Factor	Reported SAR _{1g} (W/kg)	Plot No.
Head SAR (REC On)												
Left Cheek	Battery 2	6/2437	OFDM	1:1	18.00	16.81	0.001	0.160	0.164	1.32	0.216	152
Body-worn (REC Off, Distance 15mm)												
Back Side	standard	6/2437	OFDM	1:1	18.00	17.35	0.106	0.209	0.195	1.16	0.226	153
Hotspot (REC Off, Distance 10mm)												
Back Side	standard	6/2437	OFDM	1:1	18.00	17.35	0.009	0.474	0.477	1.16	0.554	154
Note: 1. The value with blue color is the maximum SAR Value of each test band. 2. According to 648474 D04 Handset SAR v01r03, For Phablet, Since hotspot mode 1-g reported SAR < 1.2 W/kg, Product Specific 10-g SAR is no required.												



**Table 46: Wi-Fi (2.4G, CDD/MIMO Mode)
Variant B (BLA-L29)**

Test Position	Cover Type	Channel/Frequency (MHz)	Mode 802.11g	Duty Cycle	Tune-up limit (dBm)	Conducted Power (dBm)	Drift (dB)	Area Scan Max.SAR (W/Kg)	Measured SAR _{1g} (W/kg)	Scaling Factor	Reported SAR _{1g} (W/kg)	Plot No.
Head SAR (REC On)												
Left Cheek	standard	6/2437	DSSS	1:1	17.94	16.93	-0.038	0.380	0.450	1.26	0.567	155
Left Tilt	standard	6/2437	DSSS	1:1	17.94	16.93	0.160	0.347	0.437	1.26	0.551	/
Right Cheek	standard	6/2437	DSSS	1:1	17.94	16.93	0.022	0.083	0.183	1.26	0.231	/
Right Tilt	standard	6/2437	DSSS	1:1	17.94	16.93	0.190	0.139	0.209	1.26	0.263	/
Left Cheek	Battery 2	6/2437	DSSS	1:1	17.94	16.93	0.022	0.371	0.441	1.26	0.556	/
Left Cheek	Battery 3	6/2437	DSSS	1:1	17.94	16.93	0.120	0.318	0.408	1.26	0.514	/
Body-worn (REC Off, Distance 15mm)												
Back Side	standard	6/2437	DSSS	1:1	19.27	18.16	0.080	0.218	0.188	1.29	0.243	156
Front Side	standard	6/2437	DSSS	1:1	19.27	18.16	0.060	0.134	0.094	1.29	0.121	/
Hotspot (REC Off, Distance 10mm)												
Back Side	standard	6/2437	DSSS	1:1	19.27	18.16	0.100	0.378	0.478	1.29	0.617	157
Front Side	standard	6/2437	DSSS	1:1	19.27	18.16	0.010	0.127	0.197	1.29	0.254	/
Left Edge	standard	6/2437	DSSS	1:1	19.27	18.16	0.030	0.006	0.005	1.29	0.006	N/A
Right Edge	standard	6/2437	DSSS	1:1	19.27	18.16	-0.020	0.062	0.132	1.29	0.170	/
Top Edge	standard	6/2437	DSSS	1:1	19.27	18.16	0.057	0.168	0.228	1.29	0.294	/
Bottom Edge	N/A	N/A	N/A	N/A	N/A	N/A	N/A	N/A	N/A	N/A	N/A	N/A
Top Edge	Battery 2	6/2437	DSSS	1:1	19.27	18.16	0.065	0.334	0.434	1.29	0.560	/
Top Edge	Battery 3	6/2437	DSSS	1:1	19.27	18.16	0.090	0.372	0.442	1.29	0.570	/

Note: 1. The value with blue color is the maximum SAR Value of each test band.

2. According to 648474 D04 Handset SAR v01r03, For Phablet, Since hotspot mode 1-g reported SAR < 1.2 W/kg, Product Specific 10-g SAR is no required.

MAX Adjusted SAR							
Mode	Test Position	Channel/Frequency(MHz)	MAX Measured SAR _{1g} (W/kg)	802.11g Tune-up limit (dBm)	Tune-up limit (dBm)	Scaling Factor	Adjusted SAR _{1g} (W/kg)
802.11n HT20	Back Side	6/2437	0.617	19.27	17.77	0.71	0.437

Note: For SISO mode, SAR is not required for OFDM when the highest reported SAR for DSSS is adjusted by the ratio of OFDM to DSSS, specified maximum output power and the adjusted SAR is ≤ 1.2 W/kg.



Table 47: Wi-Fi (5G, Antenna 1, U-NII-2A)

Original (BLA-L29)

Test Position	Cover Type	Channel/Frequency (MHz)	Mode	Duty Cycle	Tune-up limit (dBm)	Conducted Power (dBm)	Drift (dB)	Area Scan Max.SAR (W/Kg)	Measured SAR _{1g} (W/kg)	Scaling Factor	Reported SAR _{1g} (W/kg)	Plot No.
Head SAR (802.11ac VHT80, REC On)												
Left Cheek	standard	58/5290	OFDM	1:1	11.00	9.62	0.022	0.283	0.310	1.37	0.426	/
Left Tilt	standard	58/5290	OFDM	1:1	11.00	9.62	0.023	0.282	0.231	1.37	0.317	/
Right Cheek	standard	58/5290	OFDM	1:1	11.00	9.62	0.065	0.094	0.151	1.37	0.207	/
Right Tilt	standard	58/5290	OFDM	1:1	11.00	9.62	0.054	0.080	0.133	1.37	0.183	/
Left Cheek	Battery 2	58/5290	OFDM	1:1	11.00	9.62	0.107	0.380	0.327	1.37	0.449	/
Left Cheek	Battery 3	58/5290	OFDM	1:1	11.00	9.62	0.076	0.319	0.320	1.37	0.440	/
Body-worn (802.11a, REC Off, Distance 15mm)												
Back Side	standard	52/5260	OFDM	1:1	14.00	12.96	0.000	0.147	0.127	1.27	0.161	/
Front Side	standard	52/5260	OFDM	1:1	14.00	12.96	0.000	0.061	0.053	1.27	0.067	/
Back Side	Battery 2	52/5260	OFDM	1:1	14.00	12.96	0.041	0.135	0.118	1.27	0.150	/
Back Side	Battery 3	52/5260	OFDM	1:1	14.00	12.96	0.008	0.130	0.120	1.27	0.152	/
Test Position	Cover Type	Channel/Frequency (MHz)	Mode	Duty Cycle	Tune-up limit (dBm)	Conducted Power (dBm)	Drift (dB)	Area Scan Max.SAR (W/Kg)	Measured SAR _{10g} (W/kg)	Scaling Factor	Reported SAR _{10g} (W/kg)	Plot No.
Product Specific 10-g SAR (802.11a, REC Off, Distance 0mm)												
Back Side	standard	52/5260	OFDM	1:1	14.00	12.96	0.000	0.411	0.345	1.27	0.438	/
Front Side	standard	52/5260	OFDM	1:1	14.00	12.96	0.000	0.262	0.243	1.27	0.309	/
Left Edge	N/A	N/A	N/A	N/A	N/A	N/A	N/A	N/A	N/A	N/A	N/A	N/A
Right Edge	standard	52/5260	OFDM	1:1	14.00	12.96	0.130	0.233	0.231	1.27	0.293	/
Top Edge	standard	52/5260	OFDM	1:1	14.00	12.96	0.000	0.165	0.156	1.27	0.198	/
Bottom Edge	N/A	N/A	N/A	N/A	N/A	N/A	N/A	N/A	N/A	N/A	N/A	N/A
Back Side	Battery 2	52/5260	OFDM	1:1	14.00	12.96	0.016	0.348	0.337	1.27	0.428	/
Back Side	Battery 3	52/5260	OFDM	1:1	14.00	12.96	0.007	0.350	0.333	1.27	0.423	/

Note: 1. The value with blue color is the maximum SAR Value of each test band.

2. For band U-NII-2A is not support hotspot, Product Specific 10-g SAR is required.

**Variant A (BLA-L29)**

Test Position	Cover Type	Channel/Frequency (MHz)	Mode	Duty Cycle	Tune-up limit (dBm)	Conducted Power (dBm)	Drift (dB)	Area Scan Max.SAR (W/Kg)	Measured SAR _{1g} (W/kg)	Scaling Factor	Reported SAR _{1g} (W/kg)	Plot No.
Head SAR (802.11ac VHT80, REC On)												
Left Cheek	Battery 2	58/5290	OFDM	1:1	11.00	9.78	0.012	0.343	0.328	1.32	0.434	158
Body-worn (802.11a, REC Off, Distance 15mm)												
Back Side	standard	52/5260	OFDM	1:1	14.00	12.98	0.010	0.133	0.111	1.26	0.140	159
Test Position	Cover Type	Channel/Frequency (MHz)	Mode	Duty Cycle	Tune-up limit (dBm)	Conducted Power (dBm)	Drift (dB)	Area Scan Max.SAR (W/Kg)	Measured SAR _{10g} (W/kg)	Scaling Factor	Reported SAR _{10g} (W/kg)	Plot No.
Product Specific 10-g SAR (802.11a, REC Off, Distance 0mm)												
Back Side	standard	52/5260	OFDM	1:1	14.00	12.98	0.032	0.401	0.332	1.26	0.420	160
Note: 1. The value with blue color is the maximum SAR Value of each test band.												

**Table 48: Wi-Fi (5G, Antenna 1, U-NII-1)**

Per 248227, for band U-NII-1 and U-NII-2A, when the same maximum output power is specified for both bands, begin SAR measurement in U-NII-2A band by applying the OFDM SAR requirements. If the highest reported SAR for a test configuration is ≤ 1.2 W/kg, SAR is not required for U-NII-1 band for that configuration (802.11 mode and exposure condition); otherwise, each band is tested independently for SAR.

Original (BLA-L29)

Test Position	Cover Type	Channel/Frequency (MHz)	Mode	Duty Cycle	Tune-up limit (dBm)	Conducted Power (dBm)	Drift (dB)	Area Scan Max.SAR (W/Kg)	Measured SAR _{1g} (W/kg)	Scaling Factor	Reported SAR _{1g} (W/kg)	Plot No.
Hotspot (802.11a, REC Off, Distance 10mm)												
Back Side	standard	36/5180	OFDM	1:1	14.00	13.06	0.000	0.139	0.114	1.24	0.142	/
Front Side	standard	36/5180	OFDM	1:1	14.00	13.06	0.101	0.106	0.102	1.24	0.127	/
Left Edge	N/A	N/A	N/A	N/A	N/A	N/A	N/A	N/A	N/A	N/A	N/A	N/A
Right Edge	standard	36/5180	OFDM	1:1	14.00	13.06	-0.170	0.057	0.074	1.24	0.092	/
Top Edge	standard	36/5180	OFDM	1:1	14.00	13.06	0.000	0.044	0.103	1.24	0.128	/
Bottom Edge	N/A	N/A	N/A	N/A	N/A	N/A	N/A	N/A	N/A	N/A	N/A	N/A
Back Side	Battery 2	36/5180	OFDM	1:1	14.00	13.06	0.014	0.134	0.109	1.24	0.135	/
Back Side	Battery 3	36/5180	OFDM	1:1	14.00	13.06	0.006	0.127	0.100	1.24	0.124	/
Note: 1. The value with blue color is the maximum SAR Value of each test band. 2. According to 648474 D04 Handset SAR v01r03. For Phablet, Since hotspot mode 1-g reported SAR < 1.2 W/kg, Product Specific 10-g SAR is no required.												

Variant A (BLA-L29)

Test Position	Cover Type	Channel/Frequency (MHz)	Mode	Duty Cycle	Tune-up limit (dBm)	Conducted Power (dBm)	Drift (dB)	Area Scan Max.SAR (W/Kg)	Measured SAR _{1g} (W/kg)	Scaling Factor	Reported SAR _{1g} (W/kg)	Plot No.
Hotspot (802.11a, REC Off, Distance 10mm)												
Back Side	standard	36/5180	OFDM	1:1	14.00	13.04	0.020	0.134	0.102	1.25	0.127	161
Note: 1. The value with blue color is the maximum SAR Value of each test band.												



Table 49: Wi-Fi (5G, Antenna 1, U-NII-2C)

Original (BLA-L29)

Test Position	Cover Type	Channel/Frequency (MHz)	Mode	Duty Cycle	Tune-up limit (dBm)	Conducted Power (dBm)	Drift (dB)	Area Scan Max.SAR (W/Kg)	Measured SAR _{1g} (W/kg)	Scaling Factor	Reported SAR _{1g} (W/kg)	Plot No.
Head SAR (802.11ac VHT80, REC On)												
Left Cheek	standard	106/5530	OFDM	1:1	11.00	9.69	-0.149	0.412	0.290	1.35	0.392	/
Left Tilt	standard	106/5530	OFDM	1:1	11.00	9.69	-0.130	0.315	0.218	1.35	0.295	/
Right Cheek	standard	106/5530	OFDM	1:1	11.00	9.69	0.000	0.066	0.123	1.35	0.166	/
Right Tilt	standard	106/5530	OFDM	1:1	11.00	9.69	0.000	0.088	0.148	1.35	0.200	/
Left Cheek	Battery 2	106/5530	OFDM	1:1	11.00	9.69	-0.040	0.422	0.369	1.35	0.499	/
Left Cheek	Battery 3	106/5530	OFDM	1:1	11.00	9.69	0.055	0.356	0.398	1.35	0.538	/
	Battery 3	122/5610	OFDM	1:1	11.00	9.67	-0.031	0.308	0.310	1.36	0.421	/
Body-worn (802.11a, REC Off, Distance 15mm)												
Back Side	standard	140/5700	OFDM	1:1	14.00	13.00	0.000	0.198	0.142	1.26	0.179	/
Front Side	standard	140/5700	OFDM	1:1	14.00	13.00	0.000	0.043	0.046	1.26	0.058	/
Back Side	Battery 2	140/5700	OFDM	1:1	14.00	13.00	0.015	0.185	0.130	1.26	0.164	/
Back Side	Battery 3	140/5700	OFDM	1:1	14.00	13.00	0.008	0.200	0.136	1.26	0.171	/
Test Position	Cover Type	Channel/Frequency (MHz)	Mode	Duty Cycle	Tune-up limit (dBm)	Conducted Power (dBm)	Drift (dB)	Area Scan Max.SAR (W/Kg)	Measured SAR _{10g} (W/kg)	Scaling Factor	Reported SAR _{10g} (W/kg)	Plot No.
Product Specific 10-g SAR (802.11a, REC Off, Distance 0mm)												
Back Side	standard	140/5700	OFDM	1:1	14.00	13.00	0.000	0.475	0.388	1.26	0.488	/
Front Side	standard	140/5700	OFDM	1:1	14.00	13.00	0.000	0.136	0.126	1.26	0.159	/
Left Edge	N/A	N/A	N/A	N/A	N/A	N/A	N/A	N/A	N/A	N/A	N/A	N/A
Right Edge	standard	140/5700	OFDM	1:1	14.00	13.00	-0.026	0.259	0.243	1.26	0.306	/
Top Edge	standard	140/5700	OFDM	1:1	14.00	13.00	0.000	0.119	0.089	1.26	0.112	/
Bottom Edge	N/A	N/A	N/A	N/A	N/A	N/A	N/A	N/A	N/A	N/A	N/A	N/A
Back Side	Battery 2	140/5700	OFDM	1:1	14.00	13.00	0.080	0.375	0.365	1.26	0.460	/
Back Side	Battery 3	140/5700	OFDM	1:1	14.00	13.00	0.004	0.386	0.372	1.26	0.468	/
Note: 1. The value with blue color is the maximum SAR Value of each test band.												
2. For band U-NII-2C is not support hotspot, Product Specific 10-g SAR is required.												

**Variant A (BLA-L29)**

Test Position	Cover Type	Channel/Frequency (MHz)	Mode	Duty Cycle	Tune-up limit (dBm)	Conducted Power (dBm)	Drift (dB)	Area Scan Max.SAR (W/Kg)	Measured SAR _{1g} (W/kg)	Scaling Factor	Reported SAR _{1g} (W/kg)	Plot No.
Head SAR (802.11ac VHT80, REC On)												
Left Cheek	Battery 3	106/5530	OFDM	1:1	11.00	9.84	0.036	0.406	0.377	1.31	0.492	162
Body-worn (802.11a, REC Off, Distance 15mm)												
Back Side	standard	140/5700	OFDM	1:1	14.00	12.96	0.020	0.211	0.136	1.27	0.173	163
Test Position	Cover Type	Channel/Frequency (MHz)	Mode	Duty Cycle	Tune-up limit (dBm)	Conducted Power (dBm)	Drift (dB)	Area Scan Max.SAR (W/Kg)	Measured SAR _{10g} (W/kg)	Scaling Factor	Reported SAR _{10g} (W/kg)	Plot No.
Product Specific 10-g SAR (802.11a, REC Off, Distance 0mm)												
Back Side	standard	140/5700	OFDM	1:1	14.00	12.96	0.030	0.465	0.374	1.27	0.475	164
Note: 1. The value with blue color is the maximum SAR Value of each test band.												



Table 50: Wi-Fi (5G, Antenna 1, U-NII-3)

Original (BLA-L29)

Test Position	Cover Type	Channel/Frequency (MHz)	Mode	Duty Cycle	Tune-up limit (dBm)	Conducted Power (dBm)	Drift (dB)	Area Scan Max.SAR (W/Kg)	Measured SAR _{1g} (W/kg)	Scaling Factor	Reported SAR _{1g} (W/kg)	Plot No.
Head SAR (802.11ac VHT80, REC On)												
Left Cheek	standard	155/5775	OFDM	1:1	11.00	9.88	0.031	0.486	0.317	1.29	0.410	/
Left Tilt	standard	155/5775	OFDM	1:1	11.00	9.88	0.034	0.352	0.229	1.29	0.296	/
Right Cheek	standard	155/5775	OFDM	1:1	11.00	9.88	0.000	0.139	0.213	1.29	0.276	/
Right Tilt	standard	155/5775	OFDM	1:1	11.00	9.88	0.000	0.131	0.178	1.29	0.230	/
Left Cheek	Battery 2	155/5775	OFDM	1:1	11.00	9.88	0.033	0.397	0.332	1.29	0.430	/
Left Cheek	Battery 3	155/5775	OFDM	1:1	11.00	9.88	0.137	0.315	0.323	1.29	0.418	/
Body-worn (802.11a, REC Off, Distance 15mm)												
Back Side	standard	165/5825	OFDM	1:1	14.00	12.91	0.000	0.226	0.203	1.29	0.261	/
Front Side	standard	165/5825	OFDM	1:1	14.00	12.91	0.000	0.060	0.058	1.29	0.074	/
Hotspot (802.11a, REC Off, Distance 10mm)												
Back Side	standard	165/5825	OFDM	1:1	14.00	12.91	0.000	0.242	0.180	1.29	0.231	/
Front Side	standard	165/5825	OFDM	1:1	14.00	12.91	0.000	0.106	0.118	1.29	0.152	/
Left Edge	N/A	N/A	N/A	N/A	N/A	N/A	N/A	N/A	N/A	N/A	N/A	N/A
Right Edge	standard	165/5825	OFDM	1:1	14.00	12.91	-0.043	0.110	0.089	1.29	0.114	/
Top Edge	standard	165/5825	OFDM	1:1	14.00	12.91	0.000	0.026	0.056	1.29	0.072	/
Bottom Edge	N/A	N/A	N/A	N/A	N/A	N/A	N/A	N/A	N/A	N/A	N/A	N/A
Back Side	Battery 2	165/5825	OFDM	1:1	14.00	12.91	0.045	0.227	0.175	1.29	0.225	/
Back Side	Battery 3	165/5825	OFDM	1:1	14.00	12.91	0.006	0.230	0.171	1.29	0.220	/

Note: 1. The value with blue color is the maximum SAR Value of each test band.

2. According to 648474 D04 Handset SAR v01r03, For Phablet, Since hotspot mode 1-g reported SAR < 1.2 W/kg, Product Specific 10-g SAR is no required.

Variant A (BLA-L29)

Test Position	Cover Type	Channel/Frequency (MHz)	Mode	Duty Cycle	Tune-up limit (dBm)	Conducted Power (dBm)	Drift (dB)	Area Scan Max.SAR (W/Kg)	Measured SAR _{1g} (W/kg)	Scaling Factor	Reported SAR _{1g} (W/kg)	Plot No.
Head SAR (802.11ac VHT80, REC On)												
Left Cheek	Battery 2	155/5775	OFDM	1:1	11.00	9.95	0.010	0.311	0.312	1.27	0.397	165
Body-worn (802.11a, REC Off, Distance 15mm)												
Back Side	standard	165/5825	OFDM	1:1	14.00	12.95	0.020	0.2	0.197	1.27	0.251	166
Hotspot (802.11a, REC Off, Distance 10mm)												
Back Side	standard	165/5825	OFDM	1:1	14.00	12.95	0.070	0.225	0.167	1.27	0.213	167

Note: 1. The value with blue color is the maximum SAR Value of each test band.



Table 51: Wi-Fi (5G, Antenna 2, U-NII-2A)

Original (BLA-L29)

Test Position	Cover Type	Channel/Frequency (MHz)	Mode	Duty Cycle	Tune-up limit (dBm)	Conducted Power (dBm)	Drift (dB)	Area Scan Max.SAR (W/Kg)	Measured SAR _{1g} (W/kg)	Scaling Factor	Reported SAR _{1g} (W/kg)	Plot No.
Head SAR (802.11a, REC On)												
Left Cheek	standard	56/5280	OFDM	1:1	10.50	9.44	0.192	0.297	0.347	1.28	0.443	/
Left Tilt	standard	56/5280	OFDM	1:1	10.50	9.44	0.100	0.286	0.303	1.28	0.387	/
Right Cheek	standard	56/5280	OFDM	1:1	10.50	9.44	0.180	0.329	0.209	1.28	0.267	/
Right Tilt	standard	56/5280	OFDM	1:1	10.50	9.44	-0.195	0.496	0.273	1.28	0.348	/
Left Cheek	Battery 2	56/5280	OFDM	1:1	10.50	9.44	0.026	0.198	0.259	1.28	0.331	/
Left Cheek	Battery 3	56/5280	OFDM	1:1	10.50	9.44	-0.180	0.219	0.298	1.28	0.380	/
Body-worn (802.11a, REC Off, Distance 15mm)												
Back Side	standard	64/5320	OFDM	1:1	12.50	11.36	0.000	0.028	0.027	1.30	0.035	/
Front Side	standard	64/5320	OFDM	1:1	12.50	11.36	0.000	0.018	0.005	1.30	0.007	/
Back Side	Battery 2	64/5320	OFDM	1:1	12.50	11.36	0.004	0.024	0.023	1.30	0.030	/
Back Side	Battery 3	64/5320	OFDM	1:1	12.50	11.36	0.102	0.026	0.026	1.30	0.034	/
Test Position	Cover Type	Channel/Frequency (MHz)	Mode	Duty Cycle	Tune-up limit (dBm)	Conducted Power (dBm)	Drift (dB)	Area Scan Max.SAR (W/Kg)	Measured SAR _{10g} (W/kg)	Scaling Factor	Reported SAR _{10g} (W/kg)	Plot No.
Product Specific 10-g SAR (802.11a, REC Off, Distance 0mm)												
Back Side	standard	64/5320	OFDM	1:1	12.50	11.36	0.000	0.114	0.239	1.30	0.311	/
Front Side	standard	64/5320	OFDM	1:1	12.50	11.36	0.000	0.240	0.181	1.30	0.235	/
Left Edge	standard	64/5320	OFDM	1:1	12.50	11.36	0.007	0.013	0.024	1.30	0.031	/
Right Edge	standard	64/5320	OFDM	1:1	12.50	11.36	0.016	0.007	0.001	1.30	0.001	/
Top Edge	standard	64/5320	OFDM	1:1	12.50	11.36	-0.040	0.025	0.067	1.30	0.088	/
Bottom Edge	N/A	N/A	N/A	N/A	N/A	N/A	N/A	N/A	N/A	N/A	N/A	N/A
Back Side	Battery 2	64/5320	OFDM	1:1	12.50	11.36	0.080	0.110	0.234	1.30	0.304	/
Back Side	Battery 3	64/5320	OFDM	1:1	12.50	11.36	0.013	0.099	0.230	1.30	0.299	/
Note: 1. The value with blue color is the maximum SAR Value of each test band. 2. For band U-NII-2A is not support hotspot, Product Specific 10-g SAR is required.												

**Variant A (BLA-L29)**

Test Position	Cover Type	Channel/Frequency (MHz)	Mode	Duty Cycle	Tune-up limit (dBm)	Conducted Power (dBm)	Drift (dB)	Area Scan Max.SAR (W/Kg)	Measured SAR _{1g} (W/kg)	Scaling Factor	Reported SAR _{1g} (W/kg)	Plot No.
Head SAR (802.11a, REC On)												
Left Cheek	standard	56/5280	OFDM	1:1	10.50	9.41	0.023	0.478	0.342	1.29	0.440	168
Body-worn (802.11a, REC Off, Distance 15mm)												
Back Side	standard	64/5320	OFDM	1:1	12.50	11.39	0.002	0.029	0.026	1.29	0.034	169
Test Position	Cover Type	Channel/Frequency (MHz)	Mode	Duty Cycle	Tune-up limit (dBm)	Conducted Power (dBm)	Drift (dB)	Area Scan Max.SAR (W/Kg)	Measured SAR _{10g} (W/kg)	Scaling Factor	Reported SAR _{10g} (W/kg)	Plot No.
Product Specific 10-g SAR (802.11a, REC Off, Distance 0mm)												
Back Side	standard	64/5320	OFDM	1:1	12.50	11.39	-0.030	0.186	0.228	1.29	0.294	170
Note: 1. The value with blue color is the maximum SAR Value of each test band.												

**Table 52: Wi-Fi (5G, Antenna 2, U-NII-1)**

Per 248227, for band U-NII-1 and U-NII-2A, when the same maximum output power is specified for both bands, begin SAR measurement in U-NII-2A band by applying the OFDM SAR requirements. If the highest reported SAR for a test configuration is ≤ 1.2 W/kg, SAR is not required for U-NII-1 band for that configuration (802.11 mode and exposure condition); otherwise, each band is tested independently for SAR.

Original (BLA-L29)

Test Position	Cover Type	Channel/Frequency (MHz)	Mode	Duty Cycle	Tune-up limit (dBm)	Conducted Power (dBm)	Drift (dB)	Area Scan Max.SAR (W/Kg)	Measured SAR _{1g} (W/kg)	Scaling Factor	Reported SAR _{1g} (W/kg)	Plot No.
Hotspot (802.11a, REC Off, Distance 10mm)												
Back Side	standard	36/5180	OFDM	1:1	12.50	11.51	0.000	0.064	0.063	1.26	0.079	/
Front Side	standard	36/5180	OFDM	1:1	12.50	11.51	0.000	0.022	0.012	1.26	0.015	/
Left Edge	standard	36/5180	OFDM	1:1	12.50	11.51	0.001	0.008	0.008	1.26	0.010	/
Right Edge	standard	36/5180	OFDM	1:1	12.50	11.51	0.004	0.005	0.006	1.26	0.008	/
Top Edge	standard	36/5180	OFDM	1:1	12.50	11.51	-0.050	0.015	0.026	1.26	0.033	/
Bottom Edge	N/A	N/A	N/A	N/A	N/A	N/A	N/A	N/A	N/A	N/A	N/A	N/A
Back Side	Battery 2	36/5180	OFDM	1:1	12.50	11.51	0.010	0.059	0.060	1.26	0.075	/
Back Side	Battery 3	36/5180	OFDM	1:1	12.50	11.51	0.006	0.055	0.057	1.26	0.072	/
Note: 1. The value with blue color is the maximum SAR Value of each test band.												
2. According to 648474 D04 Handset SAR v01r03, For Phablet, Since hotspot mode 1-g reported SAR < 1.2 W/kg, Product Specific 10-g SAR is no required.												

Variant A (BLA-L29)

Test Position	Cover Type	Channel/Frequency (MHz)	Mode	Duty Cycle	Tune-up limit (dBm)	Conducted Power (dBm)	Drift (dB)	Area Scan Max.SAR (W/Kg)	Measured SAR _{1g} (W/kg)	Scaling Factor	Reported SAR _{1g} (W/kg)	Plot No.
Hotspot (802.11a, REC Off, Distance 10mm)												
Back Side	standard	36/5180	OFDM	1:1	12.50	11.53	0.030	0.071	0.060	1.25	0.075	171
Note: 1. The value with blue color is the maximum SAR Value of each test band.												



Table 53: Wi-Fi (5G, Antenna 2, U-NII-2C)

Original (BLA-L29)

Test Position	Cover Type	Channel/Frequency (MHz)	Mode	Duty Cycle	Tune-up limit (dBm)	Conducted Power (dBm)	Drift (dB)	Area Scan Max.SAR (W/Kg)	Measured SAR _{1g} (W/kg)	Scaling Factor	Reported SAR _{1g} (W/kg)	Plot No.
Head SAR (802.11a, REC On)												
Left Cheek	standard	100/5500	OFDM	1:1	10.50	9.71	-0.073	0.134	0.108	1.20	0.130	/
Left Tilt	standard	100/5500	OFDM	1:1	10.50	9.71	-0.030	0.272	0.273	1.20	0.327	/
Right Cheek	standard	100/5500	OFDM	1:1	10.50	9.71	-0.197	0.535	0.371	1.20	0.445	/
	Standard	116/5580	OFDM	1:1	10.50	9.54	0.014	0.320	0.307	1.25	0.383	/
	Standard	132/5660	OFDM	1:1	10.50	9.62	0.060	0.324	0.319	1.22	0.391	/
	Standard	140/5700	OFDM	1:1	10.50	9.45	0.008	0.298	0.300	1.27	0.382	/
Right Tilt	standard	100/5500	OFDM	1:1	10.50	9.71	0.090	0.234	0.333	1.20	0.399	/
Right Cheek	Battery 2	100/5500	OFDM	1:1	10.50	9.71	-0.051	0.316	0.101	1.20	0.121	/
Right Cheek	Battery 3	100/5500	OFDM	1:1	10.50	9.71	-0.113	0.435	0.219	1.20	0.263	/
Body-worn (802.11a, REC Off, Distance 15mm)												
Back Side	standard	116/5580	OFDM	1:1	12.50	11.72	0.000	0.377	0.333	1.20	0.399	/
Front Side	standard	116/5580	OFDM	1:1	12.50	11.72	0.000	0.189	0.102	1.20	0.122	/
Back Side	Battery 2	116/5580	OFDM	1:1	12.50	11.72	0.005	0.360	0.329	1.20	0.394	/
Back Side	Battery 3	116/5580	OFDM	1:1	12.50	11.72	0.013	0.371	0.325	1.20	0.389	/
Test Position	Cover Type	Channel/Frequency (MHz)	Mode	Duty Cycle	Tune-up limit (dBm)	Conducted Power (dBm)	Drift (dB)	Area Scan Max.SAR (W/Kg)	Measured SAR _{10g} (W/kg)	Scaling Factor	Reported SAR _{10g} (W/kg)	Plot No.
Product Specific 10-g SAR (802.11a, REC Off, Distance 0mm)												
Back Side	standard	116/5580	OFDM	1:1	12.50	11.72	0.000	0.106	0.266	1.20	0.318	/
Front Side	standard	116/5580	OFDM	1:1	12.50	11.72	0.000	0.114	0.221	1.20	0.264	/
Left Edge	standard	116/5580	OFDM	1:1	12.50	11.72	0.005	0.027	0.020	1.20	0.024	/
Right Edge	standard	116/5580	OFDM	1:1	12.50	11.72	0.000	0.004	0.009	1.20	0.011	/
Top Edge	standard	116/5580	OFDM	1:1	12.50	11.72	-0.070	0.042	0.054	1.20	0.065	/
Bottom Edge	N/A	N/A	N/A	N/A	N/A	N/A	N/A	N/A	N/A	N/A	N/A	N/A
Back Side	Battery 2	116/5580	OFDM	1:1	12.50	11.72	0.005	0.099	0.260	1.20	0.311	/
Back Side	Battery 3	116/5580	OFDM	1:1	12.50	11.72	0.013	0.100	0.261	1.20	0.312	/
Note: 1. The value with blue color is the maximum SAR Value of each test band.												
2. For band U-NII-2C is not support hotspot, Product Specific 10-g SAR is required.												

**Variant A (BLA-L29)**

Test Position	Cover Type	Channel/Frequency (MHz)	Mode	Duty Cycle	Tune-up limit (dBm)	Conducted Power (dBm)	Drift (dB)	Area Scan Max.SAR (W/Kg)	Measured SAR _{1g} (W/kg)	Scaling Factor	Reported SAR _{1g} (W/kg)	Plot No.
Head SAR (802.11a, REC On)												
Right Cheek	standard	100/5500	OFDM	1:1	10.50	9.68	-0.062	0.374	0.368	1.21	0.444	172
Body-worn (802.11a, REC Off, Distance 15mm)												
Back Side	standard	116/5580	OFDM	1:1	12.50	11.78	0.021	0.390	0.326	1.18	0.385	173
Test Position	Cover Type	Channel/Frequency (MHz)	Mode	Duty Cycle	Tune-up limit (dBm)	Conducted Power (dBm)	Drift (dB)	Area Scan Max.SAR (W/Kg)	Measured SAR _{10g} (W/kg)	Scaling Factor	Reported SAR _{10g} (W/kg)	Plot No.
Product Specific 10-g SAR (802.11a, REC Off, Distance 0mm)												
Back Side	standard	116/5580	OFDM	1:1	12.50	11.78	0.015	0.148	0.262	1.18	0.309	174
Note: 1. The value with blue color is the maximum SAR Value of each test band.												



Table 54: Wi-Fi (5G, Antenna 2, U-NII-3)

Original (BLA-L29)

Test Position	Cover Type	Channel/Frequency (MHz)	Mode	Duty Cycle	Tune-up limit (dBm)	Conducted Power (dBm)	Drift (dB)	Area Scan Max.SAR (W/Kg)	Measured SAR _{1g} (W/kg)	Scaling Factor	Reported SAR _{1g} (W/kg)	Plot No.
Head SAR (802.11a, REC On)												
Left Cheek	standard	149/5745	OFDM	1:1	10.50	9.51	0.083	0.085	0.142	1.26	0.178	/
Left Tilt	standard	149/5745	OFDM	1:1	10.50	9.51	0.000	0.094	0.089	1.26	0.112	/
Right Cheek	standard	149/5745	OFDM	1:1	10.50	9.51	-0.116	0.233	0.164	1.26	0.206	/
Right Tilt	standard	149/5745	OFDM	1:1	10.50	9.51	0.103	0.170	0.121	1.26	0.152	/
Right Cheek	Battery 2	149/5745	OFDM	1:1	10.50	9.51	0.055	0.106	0.105	1.26	0.132	/
Right Cheek	Battery 3	149/5745	OFDM	1:1	10.50	9.51	0.069	0.129	0.142	1.26	0.178	/
Body-worn (802.11a, REC Off, Distance 15mm)												
Back Side	standard	149/5745	OFDM	1:1	12.50	11.28	0.011	0.107	0.075	1.32	0.099	/
Front Side	standard	149/5745	OFDM	1:1	12.50	11.28	0.120	0.0205	0.024	1.32	0.031	/
Hotspot (802.11a, REC Off, Distance 10mm)												
Back Side	standard	149/5745	OFDM	1:1	12.50	11.28	0.000	0.101	0.120	1.32	0.159	/
Front Side	standard	149/5745	OFDM	1:1	12.50	11.28	0.000	0.048	0.081	1.32	0.107	/
Left Edge	standard	149/5745	OFDM	1:1	12.50	11.28	0.014	0.006	0.005	1.32	0.007	/
Right Edge	standard	149/5745	OFDM	1:1	12.50	11.28	0.000	0.014	0.001	1.32	0.002	/
Top Edge	standard	149/5745	OFDM	1:1	12.50	11.28	-0.075	0.004	0.011	1.32	0.015	/
Bottom Edge	N/A	N/A	N/A	N/A	N/A	N/A	N/A	N/A	N/A	N/A	N/A	N/A
Back Side	Battery 2	149/5745	OFDM	1:1	12.50	11.28	0.002	0.112	0.115	1.32	0.152	/
Back Side	Battery 3	149/5745	OFDM	1:1	12.50	11.28	0.018	0.105	0.109	1.32	0.144	/

Note: 1. The value with blue color is the maximum SAR Value of each test band.

2. According to 648474 D04 Handset SAR v01r03, For Phablet, Since hotspot mode 1-g reported SAR < 1.2 W/kg, Product Specific 10-g SAR is no required.

Variant B (BLA-L29)

Test Position	Cover Type	Channel/Frequency (MHz)	Mode	Duty Cycle	Tune-up limit (dBm)	Conducted Power (dBm)	Drift (dB)	Area Scan Max.SAR (W/Kg)	Measured SAR _{1g} (W/kg)	Scaling Factor	Reported SAR _{1g} (W/kg)	Plot No.
Head SAR (802.11a, REC On)												
Right Cheek	standard	149/5745	OFDM	1:1	10.50	9.43	0.063	0.230	0.152	1.28	0.194	175
Body-worn (802.11a, REC Off, Distance 15mm)												
Back Side	standard	149/5745	OFDM	1:1	12.50	11.32	0.051	0.077	0.072	1.31	0.094	176
Hotspot (802.11a, REC Off, Distance 10mm)												
Back Side	standard	149/5745	OFDM	1:1	12.50	11.32	-0.042	0.097	0.110	1.31	0.144	177

Note: 1. The value with blue color is the maximum SAR Value of each test band.



Table 55: Wi-Fi (5G, CDD/MIMO Mode, U-NII-2A)

Variant B (BLA-L29)

Test Position	Cover Type	Channel/Frequency (MHz)	Mode	Duty Cycle	Tune-up limit (dBm)	Conducted Power (dBm)	Drift (dB)	Area Scan Max.SAR (W/Kg)	Measured SAR _{1g} (W/kg)	Scaling Factor	Reported SAR _{1g} (W/kg)	Plot No.
Head SAR (802.11a, REC On)												
Left Cheek	standard	56/5280	OFDM	1:1	13.77	12.37	0.029	0.360	0.310	1.38	0.428	178
Left Tilt	standard	56/5280	OFDM	1:1	13.77	12.37	-0.030	0.300	0.270	1.38	0.373	/
Right Cheek	standard	56/5280	OFDM	1:1	13.77	12.37	0.024	0.193	0.183	1.38	0.253	/
Right Tilt	standard	56/5280	OFDM	1:1	13.77	12.37	-0.090	0.262	0.242	1.38	0.334	/
Left Cheek	Battery 2	56/5280	OFDM	1:1	13.77	12.37	0.040	0.355	0.305	1.38	0.421	/
Left Cheek	Battery 3	56/5280	OFDM	1:1	13.77	12.37	0.090	0.338	0.308	1.38	0.425	/
Body-worn (802.11a, REC Off, Distance 15mm)												
Back Side	standard	52/5260	OFDM	1:1	16.32	15.21	0.050	0.068	0.114	1.29	0.147	179
Front Side	standard	52/5260	OFDM	1:1	16.32	15.21	0.023	0.042	0.041	1.29	0.053	/
Back Side	Battery 2	52/5260	OFDM	1:1	16.32	15.21	0.018	0.058	0.105	1.29	0.136	/
Back Side	Battery 3	52/5260	OFDM	1:1	16.32	15.21	-0.025	0.062	0.107	1.29	0.138	/
Test Position	Cover Type	Channel/Frequency (MHz)	Mode	Duty Cycle	Tune-up limit (dBm)	Conducted Power (dBm)	Drift (dB)	Area Scan Max.SAR (W/Kg)	Measured SAR _{10g} (W/kg)	Scaling Factor	Reported SAR _{10g} (W/kg)	Plot No.
Product Specific 10-g SAR (802.11a, REC Off, Distance 0mm)												
Back Side	standard	52/5260	OFDM	1:1	16.32	15.21	-0.070	0.394	0.328	1.29	0.424	180
Front Side	standard	52/5260	OFDM	1:1	16.32	15.21	-0.160	0.273	0.228	1.29	0.295	/
Left Edge	standard	52/5260	OFDM	1:1	16.32	15.21	-0.120	0.016	0.014	1.29	0.018	/
Right Edge	standard	52/5260	OFDM	1:1	16.32	15.21	-0.040	0.259	0.216	1.29	0.279	/
Top Edge	standard	52/5260	OFDM	1:1	16.32	15.21	-0.021	0.171	0.143	1.29	0.185	/
Bottom Edge	N/A	N/A	N/A	N/A	N/A	N/A	N/A	N/A	N/A	N/A	N/A	N/A
Back Side	Battery 2	52/5260	OFDM	1:1	16.32	15.21	0.010	0.384	0.320	1.29	0.414	/
Back Side	Battery 3	52/5260	OFDM	1:1	16.32	15.21	-0.150	0.379	0.316	1.29	0.409	/

Note: 1. The value with blue color is the maximum SAR Value of each test band.

2. For band U-NII-2A is not support hotspot, Product Specific 10-g SAR is required.

**Table 56: Wi-Fi (5G, CDD/MIMO Mode, U-NII-1)**

Per 248227, for band U-NII-1 and U-NII-2A, when the same maximum output power is specified for both bands, begin SAR measurement in U-NII-2A band by applying the OFDM SAR requirements. If the highest reported SAR for a test configuration is ≤ 1.2 W/kg, SAR is not required for U-NII-1 band for that configuration (802.11 mode and exposure condition); otherwise, each band is tested independently for SAR.

Variant B (BLA-L29)

Test Position	Cover Type	Channel/Frequency (MHz)	Mode	Duty Cycle	Tune-up limit (dBm)	Conducted Power (dBm)	Drift (dB)	Area Scan Max.SAR (W/Kg)	Measured SAR _{1g} (W/kg)	Scaling Factor	Reported SAR _{1g} (W/kg)	Plot No.
Hotspot (802.11a, REC Off, Distance 10mm)												
Back Side	standard	36/5180	OFDM	1:1	16.32	15.36	0.120	0.127	0.103	1.25	0.129	181
Front Side	standard	36/5180	OFDM	1:1	16.32	15.36	0.084	0.044	0.091	1.25	0.114	/
Left Edge	standard	36/5180	OFDM	1:1	16.32	15.36	0.046	0.016	0.006	1.25	0.007	/
Right Edge	standard	36/5180	OFDM	1:1	16.32	15.36	0.071	0.010	0.063	1.25	0.079	/
Top Edge	standard	36/5180	OFDM	1:1	16.32	15.36	0.090	0.030	0.092	1.25	0.115	/
Bottom Edge	N/A	N/A	N/A	N/A	N/A	N/A	N/A	N/A	N/A	N/A	N/A	N/A
Back Side	Battery 2	36/5180	OFDM	1:1	16.32	15.36	-0.070	0.118	0.098	1.25	0.122	/
Back Side	Battery 3	36/5180	OFDM	1:1	16.32	15.36	-0.020	0.110	0.089	1.25	0.111	/

Note: 1. The value with blue color is the maximum SAR Value of each test band.

2. According to 648474 D04 Handset SAR v01r03, For Phablet, Since hotspot mode 1-g reported SAR < 1.2 W/kg, Product Specific 10-g SAR is no required.

**Table 57: Wi-Fi (5G, CDD/MIMO Mode, U-NII-2C)****Variant B (BLA-L29)**

Test Position	Cover Type	Channel/Frequency (MHz)	Mode	Duty Cycle	Tune-up limit (dBm)	Conducted Power (dBm)	Drift (dB)	Area Scan Max.SAR (W/Kg)	Measured SAR _{1g} (W/kg)	Scaling Factor	Reported SAR _{1g} (W/kg)	Plot No.
Head SAR (802.11a, REC On)												
Left Cheek	standard	132/5660	OFDM	1:1	13.77	12.57	-0.073	0.344	0.287	1.32	0.379	/
Left Tilt	standard	132/5660	OFDM	1:1	13.77	12.57	0.080	0.285	0.238	1.32	0.314	/
Right Cheek	standard	132/5660	OFDM	1:1	13.77	12.57	-0.036	0.361	0.301	1.32	0.397	182
Right Tilt	standard	132/5660	OFDM	1:1	13.77	12.57	-0.060	0.321	0.268	1.32	0.353	/
Right Cheek	Battery 2	132/5660	OFDM	1:1	13.77	12.57	-0.040	0.357	0.298	1.32	0.393	/
Right Cheek	Battery 3	132/5660	OFDM	1:1	13.77	12.57	0.057	0.348	0.290	1.32	0.382	/
Body-worn (802.11a, REC Off, Distance 15mm)												
Back Side	standard	116/5580	OFDM	1:1	16.32	15.35	-0.046	0.256	0.308	1.25	0.386	183
Front Side	standard	116/5580	OFDM	1:1	16.32	15.35	-0.020	0.072	0.087	1.25	0.109	/
Back Side	Battery 2	116/5580	OFDM	1:1	16.32	15.35	-0.080	0.253	0.304	1.25	0.381	/
Back Side	Battery 3	116/5580	OFDM	1:1	16.32	15.35	-0.033	0.250	0.300	1.25	0.376	/
Test Position	Cover Type	Channel/Frequency (MHz)	Mode	Duty Cycle	Tune-up limit (dBm)	Conducted Power (dBm)	Drift (dB)	Area Scan Max.SAR (W/Kg)	Measured SAR _{10g} (W/kg)	Scaling Factor	Reported SAR _{10g} (W/kg)	Plot No.
Product Specific 10-g SAR (802.11a, REC Off, Distance 0mm)												
Back Side	standard	116/5580	OFDM	1:1	16.32	15.35	0.050	0.315	0.379	1.25	0.475	184
Front Side	standard	116/5580	OFDM	1:1	16.32	15.35	0.026	0.167	0.201	1.25	0.252	/
Left Edge	standard	116/5580	OFDM	1:1	16.32	15.35	-0.170	0.007	0.009	1.25	0.011	/
Right Edge	standard	116/5580	OFDM	1:1	16.32	15.35	0.040	0.195	0.234	1.25	0.293	/
Top Edge	standard	116/5580	OFDM	1:1	16.32	15.35	0.037	0.065	0.079	1.25	0.099	/
Bottom Edge	N/A	N/A	N/A	N/A	N/A	N/A	N/A	N/A	N/A	N/A	N/A	N/A
Back Side	Battery 2	116/5580	OFDM	1:1	16.32	15.35	0.021	0.296	0.356	1.25	0.446	/
Back Side	Battery 3	116/5580	OFDM	1:1	16.32	15.35	0.047	0.302	0.363	1.25	0.455	/

Note: 1. The value with blue color is the maximum SAR Value of each test band.

2. For band U-NII-2C is not support hotspot, Product Specific 10-g SAR is required.



Table 58: Wi-Fi (5G, CDD/MIMO Mode, U-NII-3)

Variant B (BLA-L29)

Test Position	Cover Type	Channel/Frequency (MHz)	Mode	Duty Cycle	Tune-up limit (dBm)	Conducted Power (dBm)	Drift (dB)	Area Scan Max.SAR (W/Kg)	Measured SAR _{1g} (W/kg)	Scaling Factor	Reported SAR _{1g} (W/kg)	Plot No.
Head SAR (802.11a, REC On)												
Left Cheek	standard	157/5785	OFDM	1:1	13.77	12.21	0.053	0.331	0.276	1.43	0.395	/
Left Tilt	standard	157/5785	OFDM	1:1	13.77	12.21	0.180	0.236	0.197	1.43	0.282	/
Right Cheek	standard	157/5785	OFDM	1:1	13.77	12.21	0.041	0.338	0.282	1.43	0.404	185
Right Tilt	standard	157/5785	OFDM	1:1	13.77	12.21	0.150	0.180	0.150	1.43	0.215	/
Right Cheek	Battery 2	157/5785	OFDM	1:1	13.77	12.21	0.058	0.324	0.270	1.43	0.386	/
Right Cheek	Battery 3	157/5785	OFDM	1:1	13.77	12.21	0.062	0.331	0.276	1.43	0.395	/
Body-worn (802.11a, REC Off, Distance 15mm)												
Back Side	standard	165/5825	OFDM	1:1	16.32	15.06	-0.150	0.222	0.185	1.34	0.247	186
Front Side	standard	165/5825	OFDM	1:1	16.32	15.06	0.031	0.054	0.045	1.34	0.060	/
Hotspot (802.11a, REC Off, Distance 10mm)												
Back Side	standard	165/5825	OFDM	1:1	16.32	15.06	0.060	0.195	0.163	1.34	0.218	187
Front Side	standard	165/5825	OFDM	1:1	16.32	15.06	0.020	0.123	0.103	1.34	0.138	/
Left Edge	standard	165/5825	OFDM	1:1	16.32	15.06	0.050	0.004	0.003	1.34	0.004	/
Right Edge	standard	165/5825	OFDM	1:1	16.32	15.06	-0.040	0.090	0.075	1.34	0.100	/
Top Edge	standard	165/5825	OFDM	1:1	16.32	15.06	0.050	0.051	0.043	1.34	0.057	/
Bottom Edge	N/A	N/A	N/A	N/A	N/A	N/A	N/A	N/A	N/A	N/A	N/A	N/A
Back Side	Battery 2	165/5825	OFDM	1:1	16.32	15.06	0.010	0.189	0.158	1.34	0.211	/
Back Side	Battery 3	165/5825	OFDM	1:1	16.32	15.06	0.120	0.184	0.154	1.34	0.206	/
Note: 1. The value with blue color is the maximum SAR Value of each test band. 2. According to 648474 D04 Handset SAR v01r03, For Phablet, Since hotspot mode 1-g reported SAR < 1.2 W/kg, Product Specific 10-g SAR is no required.												



Table 59: BT

Original (BLA-L29)

Test Position	Cover Type	Channel/Frequency (MHz)	Mode	Duty Cycle	Tune-up limit (dBm)	Conducted Power (dBm)	Drift (dB)	Measured SAR _{1g} (W/kg)	Scaling Factor	Reported SAR _{1g} (W/kg)	Plot No.
Head SAR (REC On)											
Left Cheek	standard	39/2441	GFSK	76.9%	13.10	12.84	0.105	0.294	1.38	0.406	/
Left Tilt	standard	39/2441	GFSK	76.9%	13.10	12.84	0.000	0.238	1.38	0.329	/
Right Cheek	standard	39/2441	GFSK	76.9%	13.10	12.84	0.038	0.123	1.38	0.170	/
Right Tilt	standard	39/2441	GFSK	76.9%	13.10	12.84	0.080	0.122	1.38	0.168	/
Right Cheek	Battery 2	39/2441	GFSK	76.9%	13.10	12.84	0.023	0.290	1.38	0.400	/
Right Cheek	Battery 3	39/2441	GFSK	76.9%	13.10	12.84	0.012	0.287	1.38	0.396	/
Hotspot (REC Off, Distance 10mm)											
Back Side	standard	39/2441	GFSK	76.9%	13.10	12.84	-0.115	0.039	1.38	0.054	/
Front Side	standard	39/2441	GFSK	76.9%	13.10	12.84	-0.040	0.052	1.38	0.072	/
Left Edge	N/A	N/A	N/A	76.9%	N/A	N/A	N/A	N/A	N/A	N/A	N/A
Right Edge	standard	39/2441	GFSK	76.9%	13.10	12.84	0.050	0.031	1.38	0.043	/
Top Edge	standard	39/2441	GFSK	76.9%	13.10	12.84	0.028	0.042	1.38	0.058	/
Bottom Edge	N/A	N/A	N/A	76.9%	N/A	N/A	N/A	N/A	N/A	N/A	N/A
Front Side	Battery 2	39/2441	GFSK	76.9%	13.10	12.84	0.032	0.048	1.38	0.066	/
Front Side	Battery 3	39/2441	GFSK	76.9%	13.10	12.84	-0.053	0.050	1.38	0.069	/
Note: 1. The value with blue color is the maximum SAR Value of each test band.											
2. According to 648474 D04 Handset SAR v01r03, For Phablet, Since hotspot mode 1-g reported SAR < 1.2 W/kg, Product Specific 10-g SAR is not required.											

Variant A (BLA-L29)

Test Position	Cover Type	Channel/Frequency (MHz)	Mode	Duty Cycle	Tune-up limit (dBm)	Conducted Power (dBm)	Drift (dB)	Measured SAR _{1g} (W/kg)	Scaling Factor	Reported SAR _{1g} (W/kg)	Plot No.
Head SAR (REC On)											
Left Cheek	standard	39/2441	GFSK	76.9%	13.10	12.82	0.030	0.291	1.39	0.404	188
Hotspot (REC Off, Distance 10mm)											
Front Side	standard	39/2441	GFSK	76.9%	13.10	12.82	-0.032	0.048	1.39	0.067	189
Note: 1. The value with blue color is the maximum SAR Value of each test band.											



Band		Configuration	Frequency (MHz)	Maximum Power (dBm)	Separation Distance (mm)	Estimated SAR (W/kg)
Wi-Fi 2.4G Antenna 1	802.11b	Extremity	2462	18.50	5	1.185
	802.11g	Extremity	2462	16.50	5	0.748
Wi-Fi 2.4G Antenna 2	802.11b	Extremity	2462	18.00	5	1.056
	802.11g	Extremity	2462	16.00	5	0.666
Wi-Fi 2.4G CDD/MIMO	802.11n HT20	Extremity	2462	19.27	5	1.415

For simultaneous transmission analysis, Bluetooth SAR is estimated per KDB 447498 D01 based on the formula below.

$(\text{max. power of channel, including tune-up tolerance, mW}) / (\text{min. test separation distance, mm})^2 \cdot [\sqrt{f(\text{GHz})} / x]$ W/kg
for test separation distances ≤ 50 mm; where $x = 7.5$ for 1-g SAR, and $x = 18.75$ for 10-g SAR.

10.4 Simultaneous Transmission Analysis

Simultaneous Transmission Configurations	Head	Body-worn	Hotspot	Product Specific 10-g SAR
GSM Voice (Ant 1) + BT	Yes	Yes	N/A	Yes
GSM DATA (Ant 1) + BT	N/A	Yes	N/A	Yes
GSM Voice (Ant 2) + BT	Yes	Yes	N/A	Yes
GSM DATA (Ant 2) + BT	N/A	Yes	N/A	Yes
GSM Voice (Ant 1) + Wi-Fi 2.4G (Ant 1/ Ant 2/ MIMO)	Yes	Yes	N/A	Yes
GSM DATA (Ant 1) + Wi-Fi 2.4G (Ant 1/ Ant 2/ MIMO)	N/A	Yes	Yes	Yes
GSM Voice (Ant 2) + Wi-Fi 2.4G (Ant 1/ Ant 2/ MIMO)	Yes	Yes	N/A	Yes
GSM DATA (Ant 2) + Wi-Fi 2.4G (Ant 1/ Ant 2/ MIMO)	N/A	Yes	Yes	Yes
GSM Voice (Ant 1) + Wi-Fi 5G (Ant 1/ Ant 2/ MIMO)	Yes	Yes	N/A	Yes
GSM DATA (Ant 1) + Wi-Fi 5G (Ant 1/ Ant 2/ MIMO)	N/A	Yes	Yes	Yes
GSM Voice (Ant 2) + Wi-Fi 5G (Ant 1/ Ant 2/ MIMO)	Yes	Yes	N/A	Yes
GSM DATA (Ant 2) + Wi-Fi 5G (Ant 1/ Ant 2/ MIMO)	N/A	Yes	Yes	Yes
GSM Voice (Ant 1) + Wi-Fi 2.4G (Ant 1) + Wi-Fi 5G (Ant 2)	Yes	Yes	N/A	Yes
GSM DATA (Ant 1) + Wi-Fi 2.4G (Ant 1) + Wi-Fi 5G (Ant 2)	N/A	Yes	Yes	Yes
GSM Voice (Ant 2) + Wi-Fi 2.4G (Ant 1) + Wi-Fi 5G (Ant 2)	Yes	Yes	N/A	Yes
GSM DATA (Ant 2) + Wi-Fi 2.4G (Ant 1) + Wi-Fi 5G (Ant 2)	N/A	Yes	Yes	Yes
GSM Voice (Ant 1) + Wi-Fi 2.4G (Ant 2) + Wi-Fi 5G (Ant 1)	Yes	Yes	N/A	Yes
GSM Voice (Ant 1) + Wi-Fi 5G (Ant 1/ Ant 2/ MIMO) + BT	Yes	Yes	N/A	Yes
GSM DATA (Ant 1) + Wi-Fi 5G (Ant 1/ Ant 2/ MIMO) + BT	N/A	Yes	Yes	Yes
GSM Voice (Ant 2) + Wi-Fi 5G (Ant 1/ Ant 2/ MIMO) + BT	Yes	Yes	N/A	Yes
GSM DATA (Ant 2) + Wi-Fi 5G (Ant 1/ Ant 2/ MIMO) + BT	N/A	Yes	Yes	Yes
UMTS (Ant 1) + BT	Yes	Yes	N/A	Yes
UMTS (Ant 2) + BT	Yes	Yes	N/A	Yes
UMTS (Ant 1) + Wi-Fi 2.4G (Ant 1/ Ant 2/ MIMO)	Yes	Yes	Yes	Yes
UMTS (Ant 2) + Wi-Fi 2.4G (Ant 1/ Ant 2/ MIMO)	Yes	Yes	Yes	Yes
UMTS (Ant 1) + Wi-Fi 5G (Ant 1/ Ant 2/ MIMO)	Yes	Yes	Yes	Yes
UMTS (Ant 2) + Wi-Fi 5G (Ant 1/ Ant 2/ MIMO)	Yes	Yes	Yes	Yes
UMTS (Ant 1) + Wi-Fi 2.4G (Ant 1) + Wi-Fi 5G (Ant 2)	Yes	Yes	Yes	Yes
UMTS (Ant 2) + Wi-Fi 2.4G (Ant 1) + Wi-Fi 5G (Ant 2)	Yes	Yes	Yes	Yes
UMTS (Ant 1) + Wi-Fi 5G (Ant 1/ Ant 2/ MIMO) + BT	Yes	Yes	Yes	Yes
UMTS (Ant 2) + Wi-Fi 5G (Ant 1/ Ant 2/ MIMO) + BT	Yes	Yes	Yes	Yes
LTE (Ant 1) + BT	Yes	Yes	N/A	Yes
LTE (Ant 2) + BT	Yes	Yes	N/A	Yes
LTE (Ant 1) + Wi-Fi 2.4G (Ant 1/ Ant 2/ MIMO)	Yes	Yes	Yes	Yes
LTE (Ant 2) + Wi-Fi 2.4G (Ant 1/ Ant 2/ MIMO)	Yes	Yes	Yes	Yes
LTE (Ant 1) + Wi-Fi 5G (Ant 1/ Ant 2/ MIMO)	Yes	Yes	Yes	Yes
LTE (Ant 2) + Wi-Fi 5G (Ant 1/ Ant 2/ MIMO)	Yes	Yes	Yes	Yes



LTE (Ant 1) + Wi-Fi 2.4G (Ant 1) + Wi-Fi 5G (Ant 2)	Yes	Yes	Yes	Yes
LTE (Ant 2) + Wi-Fi 2.4G (Ant 1) + Wi-Fi 5G (Ant 2)	Yes	Yes	Yes	Yes
LTE (Ant 1) + Wi-Fi 5G (Ant 1/ Ant 2/ MIMO) + BT	Yes	Yes	Yes	Yes
LTE (Ant 2) + Wi-Fi 5G (Ant 1/ Ant 2/ MIMO) + BT	Yes	Yes	Yes	Yes
Wi-Fi 2.4G (Ant 1/ Ant 2/ MIMO) + BT	N/A	N/A	N/A	N/A
Wi-Fi 5G (Ant 1/ Ant 2/ MIMO) + BT	Yes	Yes	Yes	Yes
Wi-Fi 2.4G (Ant 1) + Wi-Fi 5G (Ant 1)	N/A	N/A	N/A	N/A
Wi-Fi 2.4G (Ant 1) + Wi-Fi 5G (Ant 2)	Yes	Yes	Yes	Yes
Wi-Fi 2.4G (Ant 2) + Wi-Fi 5G (Ant 1)	Yes	Yes	Yes	Yes
Wi-Fi 2.4G (Ant 2) + Wi-Fi 5G (Ant 2)	N/A	N/A	N/A	N/A

Note:

- 1) Neither Wi-Fi 2.4G Ant.1 nor Wi-Fi 2.4G Ant.2 can transmit simultaneously with Bluetooth.
- 2) Wi-Fi 5G Ant.1 can transmit simultaneously with Bluetooth and Ant.2 also can transmit simultaneously with Bluetooth.
- 3) Wi-Fi 2.4G has two TX antennas. Wi-Fi 2.4G 802.11g/n support 2*2 CDD/MIMO function.
- 4) Wi-Fi 5G has two TX antennas. Wi-Fi 5G 802.11 a/n/ac support 2*2 CDD/MIMO function.
- 5) Wi-Fi 2.4G& Wi-Fi 5G can't work at same mode, but they can transmit simultaneously at different modes (Wi-Fi station/P-to-P) by using different Wi-Fi antennas. Only Wi-Fi 2.4G Ant1 station mode and Wi-Fi 5G Ant P-to-P mode or Wi-Fi 2.4G Ant1 P-to-P mode and Wi-Fi 5G Ant2 P-to-P mode can transmit simultaneously.
- 6) The device does not support DTM function.
- 7) * VoLTE or pre-installed VOIP applications are considered.
- 8) The Main Antenna (Ant1) and Second Antenna (Ant 2) can't transmit simultaneously.
- 9) For Wi-Fi 5G, U-NII-2A (5250-5350 MHz) and U-NII-2C (5470-5725 MHz) bands does not support hotspot function.
- 10) The device supports Vo-WIFI function.

General Note:

1. The Scaled SAR summation is calculated based on the same configuration and test position.
2. Per KDB 447498 D01, simultaneous transmission SAR is compliant if,
 - i) Scalar SAR summation < 1.6W/kg, simultaneously transmission SAR measurement is not necessary.
 - ii) $SPLSR = (SAR1 + SAR2)^{1.5} / (\text{min. separation distance, mm})$, and the peak separation distance is determined from the square root of $[(x1-x2)^2 + (y1-y2)^2 + (z1-z2)^2]$, where (x1, y1, z1) and (x2, y2, z2) are the coordinates of the extrapolated peak SAR locations in the zoom scan.
 - iii) If $SPLSR \leq 0.04$, simultaneously transmission SAR measurement is not necessary.



The maximum SAR_{1g} Value for (Antenna 1)

SAR _{1g/10g} (W/kg)		GSM	GSM	UMTS	UMTS	UMTS	LTE	LTE	LTE	LTE	LTE	LTE	LTE	LTE	LTE	MAX.	
Test Position		850	1900	2	4	5	2	4	5	7	12	17	26	38	41	SAR _{1g/10g}	
Left Cheek		0.248	0.129	0.144	0.080	0.236	0.123	0.070	0.187	0.200	0.215	0.210	0.158	0.217	0.227	0.248	
Left Tilt		0.157	0.130	0.126	0.017	0.155	0.111	0.016	0.113	0.176	0.171	0.199	0.086	0.162	0.156	0.199	
Right Cheek		0.342	0.143	0.164	0.044	0.364	0.138	0.037	0.273	0.257	0.251	0.242	0.249	0.209	0.198	0.364	
Right Tilt		0.181	0.133	0.134	0.024	0.140	0.116	0.023	0.133	0.140	0.156	0.166	0.120	0.154	0.156	0.181	
Body worn	Back Side	0.473	0.280	0.391	0.865	0.360	0.498	0.859	0.276	0.259	0.221	0.220	0.334	0.178	0.187	0.865	
	Front Side	0.470	0.251	0.605	0.875	0.373	0.544	0.730	0.256	0.390	0.205	0.187	0.280	0.189	0.246	0.875	
Hotspot	Back Side	0.891	0.212	0.301	0.489	0.596	0.287	0.444	0.479	0.536	0.292	0.296	0.464	0.296	0.412	0.891	
	Front Side	0.694	0.250	0.379	0.493	0.517	0.292	0.449	0.377	0.603	0.294	0.257	0.424	0.452	0.298	0.694	
	Left Edge	0.134	0.009	0.022	0.036	0.107	0.015	0.033	0.063	0.176	0.061	0.056	0.092	0.067	0.121	0.176	
	Right Edge	0.459	0.038	0.057	0.096	0.281	0.053	0.088	0.252	0.135	0.216	0.240	0.278	0.130	0.146	0.459	
	Top Edge	N/A	N/A	N/A	N/A	N/A	N/A	N/A	N/A	N/A	N/A	N/A	N/A	N/A	N/A	N/A	0
	Bottom Edge	0.457	0.578	1.089	0.774	0.408	0.696	0.503	0.344	0.515	0.189	0.176	0.341	0.419	0.440	1.089	
Product Specific 10-g SAR	Back Side	N/A	N/A	N/A	1.987	N/A	N/A	2.149	N/A	N/A	N/A	N/A	N/A	N/A	N/A	2.149	
	Front Side	N/A	N/A	1.851	1.900	N/A	N/A	2.496	N/A	N/A	N/A	N/A	N/A	N/A	N/A	2.496	
	Bottom Edge	N/A	1.577	2.537	2.699	N/A	2.428	2.597	N/A	N/A	N/A	N/A	N/A	N/A	N/A	2.699	

The maximum SAR_{1g} Value for (Antenna 2)

SAR _{1g} (W/kg)		GSM	GSM	UMTS	UMTS	UMTS	LTE	LTE	LTE	LTE	LTE	LTE	LTE	LTE	LTE	MAX.
Test Position		850	1900	2	4	5	2	4	5	7	12	17	26	38	41	SAR _{1g}
Left Cheek		0.373	0.363	0.347	0.305	0.387	0.390	0.220	0.361	0.280	0.354	0.331	0.280	0.341	0.368	0.390
Left Tilt		0.296	0.261	0.285	0.292	0.315	0.368	0.196	0.293	0.254	0.282	0.293	0.254	0.404	0.360	0.404
Right Cheek		0.377	0.296	0.316	0.422	0.366	0.281	0.368	0.358	0.441	0.327	0.308	0.342	0.216	0.409	0.441
Right Tilt		0.340	0.224	0.254	0.381	0.334	0.270	0.300	0.354	0.344	0.379	0.334	0.369	0.167	0.277	0.381
Body worn	Back Side	0.249	0.153	0.310	0.325	0.283	0.237	0.208	0.232	0.130	0.194	0.136	0.240	0.134	0.226	0.325
	Front Side	0.252	0.160	0.248	0.217	0.315	0.232	0.131	0.258	0.132	0.188	0.142	0.258	0.185	0.280	0.315
Hotspot	Back Side	0.297	0.206	0.273	0.363	0.237	0.301	0.252	0.218	0.136	0.253	0.184	0.251	0.182	0.279	0.363
	Front Side	0.291	0.185	0.280	0.264	0.284	0.281	0.233	0.259	0.097	0.131	0.144	0.213	0.181	0.275	0.291
	Left Edge	0.135	0.099	0.156	0.200	0.120	0.173	0.150	0.118	0.130	0.074	0.205	0.114	0.139	0.191	0.205
	Right Edge	0.035	0.017	0.021	0.031	0.032	0.044	0.028	0.025	0.005	0.247	0.030	0.026	0.020	0.036	0.247
	Top Edge	0.223	0.144	0.227	0.185	0.018	0.267	0.120	0.162	0.196	0.042	0.197	0.159	0.177	0.285	0.285
	Bottom Edge	N/A	N/A	N/A	N/A	N/A	N/A	N/A	N/A	N/A	N/A	N/A	N/A	N/A	N/A	N/A

The maximum SAR_{1g/10g} Value for Wi-Fi 2.4G (Ant 1/Ant 2/MIMO)

SAR _{1g/10g} (W/kg)		Wi-Fi 2.4G Ant 1	Wi-Fi 2.4G Ant 2	Wi-Fi 2.4G CDD/MIMO	MAX. ΣSAR _{1g/10g}
Test Position		802.11b	802.11b	802.11g	
Left, Cheek		0.558	0.224	0.567	0.567
Left, Tilt		0.530	0.153	0.551	0.551
Right, Cheek		0.208	0.101	0.231	0.231



Right, Tilt		0.222	0.109	0.263	0.263
Body worn	Back Side	0.209	0.256	0.243	0.256
	Front Side	0.200	0.007	0.121	0.200
Hotspot	Back Side	0.400	0.630	0.617	0.630
	Front Side	0.380	0.031	0.254	0.380
	Left Edge	N/A	0.009	0.006	0.009
	Right Edge	0.383	0.016	0.170	0.383
	Top Edge	0.524	0.076	0.294	0.524
	Bottom Edge	N/A	N/A	N/A	0
Product Specific 10-g SAR	Back Side	1.185	1.056	1.415	1.415
	Front Side	1.185	1.056	1.415	1.415
	Left Edge	N/A	1.056	1.415	1.415
	Right Edge	1.185	1.056	1.415	1.415
	Top Edge	1.185	1.056	1.415	1.415
	Bottom Edge	N/A	N/A	N/A	N/A

The maximum SAR_{1g/10g} Value for Wi-Fi 5G (Ant 1/Ant 2/MIMO)

SAR _{1g/10g} (W/kg)	Wi-Fi 5G Ant 1			Wi-Fi 5G Ant 2			Wi-Fi 5G CDD/MIMO			MAX. Σ SAR _{1g/10g}	
	U-NII-1 & U-NII-2A	U-NII-2C	U-NII-3	U-NII-1 & U-NII-2A	U-NII-2C	U-NII-3	U-NII-1 & U-NII-2A	U-NII-2C	U-NII-3		
Left Cheek	0.449	0.538	0.430	0.443	0.130	0.178	0.428	0.379	0.395	0.538	
Left Tilt	0.317	0.295	0.296	0.387	0.327	0.112	0.373	0.314	0.282	0.387	
Right Cheek	0.207	0.166	0.276	0.267	0.445	0.206	0.253	0.397	0.404	0.445	
Right Tilt	0.183	0.200	0.230	0.348	0.399	0.152	0.334	0.353	0.215	0.399	
Body worn	Back Side	0.161	0.179	0.261	0.035	0.399	0.099	0.147	0.386	0.247	0.399
	Front Side	0.067	0.058	0.074	0.007	0.122	0.031	0.053	0.109	0.060	0.122
Hotspot	Back Side	0.142	N/A	0.231	0.079	N/A	0.159	0.129	N/A	0.218	0.231
	Front Side	0.127	N/A	0.152	0.015	N/A	0.107	0.114	N/A	0.138	0.152
	Left Edge	N/A	N/A	N/A	0.010	N/A	0.007	0.007	N/A	0.004	0.010
	Right Edge	0.092	N/A	0.114	0.008	N/A	0.002	0.079	N/A	0.100	0.114
	Top Edge	0.128	N/A	0.072	0.033	N/A	0.015	0.115	N/A	0.057	0.128
	Bottom Edge	N/A	N/A	N/A	N/A	N/A	N/A	N/A	N/A	N/A	0
Product Specific 10-g SAR	Back Side	0.438	0.488	N/A	0.311	0.318	N/A	0.424	0.475	N/A	0.488
	Front Side	0.309	0.159	N/A	0.235	0.264	N/A	0.295	0.252	N/A	0.309
	Left Edge	N/A	N/A	N/A	0.031	0.024	N/A	0.018	0.011	N/A	0.031
	Right Edge	0.293	0.306	N/A	0.001	0.011	N/A	0.279	0.293	N/A	0.306
	Top Edge	0.198	0.112	N/A	0.088	0.065	N/A	0.185	0.099	N/A	0.198
	Bottom Edge	N/A	N/A	N/A	N/A	N/A	N/A	N/A	N/A	N/A	0

**About Antenna 1 and Wi-Fi 2.4G (Ant 1/Ant 2/MIMO)**

SAR _{1g/10g} (W/kg)		Ant 1	Wi-Fi 2.4G	MAX. Σ SAR _{1g/10g}
Test Position				
Left, Cheek		0.248	0.567	0.815
Left, Tilt		0.199	0.551	0.750
Right, Cheek		0.364	0.231	0.595
Right, Tilt		0.181	0.263	0.444
Body worn	Back Side	0.865	0.256	1.121
	Front Side	0.875	0.200	1.075
Hotspot	Back Side	0.891	0.630	1.521
	Front Side	0.694	0.380	1.074
	Left Edge	0.176	0.009	0.185
	Right Edge	0.459	0.383	0.842
	Top Edge	N/A	0.524	0.524
	Bottom Edge	1.089	N/A	1.089
Product Specific 10-g SAR	Back Side	2.149	1.415	3.564
	Front Side	2.496	1.415	3.911
	Bottom Edge	2.699	N/A	2.699

Note: 1. The value with blue color is the maximum Σ SAR_{1g/10g} Value.
2. MAX. Σ SAR_{1g/10g} =Unlicensed SAR_{MAX} +Licensed SAR_{MAX}

MAX. Σ SAR_{1g} =1.521 W/kg <1.6 W/kg and MAX. Σ SAR_{10g} = 3.911 W/kg <4.0 W/kg, so the Simultaneous transimition SAR with volum scan are not required for Antenna 1 and Wi-Fi 2.4G (Ant 1/Ant 2/MIMO).

About Antenna 2 and Wi-Fi 2.4G (Ant 1/Ant 2/MIMO)

SAR _{1g} (W/kg)		Ant 2	Wi-Fi 2.4G	MAX. Σ SAR _{1g}
Test Position				
Left, Cheek		0.390	0.567	0.957
Left, Tilt		0.404	0.551	0.955
Right, Cheek		0.441	0.231	0.672
Right, Tilt		0.381	0.263	0.644
Body worn	Back Side	0.325	0.256	0.581
	Front Side	0.315	0.200	0.515
Hotspot	Back Side	0.363	0.630	0.993
	Front Side	0.291	0.380	0.671
	Left Edge	0.205	0.009	0.214
	Right Edge	0.247	0.383	0.630
	Top Edge	0.285	0.524	0.809
	Bottom Edge	N/A	N/A	0

Note: 1. The value with blue color is the maximum Σ SAR_{1g} Value.
2. MAX. Σ SAR_{1g} =Unlicensed SAR_{MAX} +Licensed SAR_{MAX}

MAX. Σ SAR_{1g} = 0.993 W/kg <1.6 W/kg, so the Simultaneous transimition SAR with volum scan are not required for Antenna 2 and Wi-Fi 2.4G (Ant 1/Ant 2/MIMO).

**About Antenna 1 and Wi-Fi 5G (Ant 1/Ant 2/MIMO) and BT**

Test Position		SAR _{1g/10g} (W/kg)	Ant 1	Wi-Fi 5G	BT	MAX. ΣSAR _{1g/10g}
Left Cheek			0.248	0.538	0.406	1.192
Left Tilt			0.199	0.387	0.329	0.915
Right Cheek			0.364	0.445	0.170	0.979
Right Tilt			0.181	0.399	0.168	0.748
Body worn	Back Side		0.865	0.399	0.054	1.318
	Front Side		0.875	0.122	0.072	1.069
Hotspot	Back Side		0.891	0.231	0.054	1.176
	Front Side		0.694	0.152	0.072	0.918
	Left Edge		0.176	0.010	N/A	0.186
	Right Edge		0.459	0.114	0.043	0.616
	Top Edge		N/A	0.128	0.058	0.186
	Bottom Edge		1.089	0	N/A	1.089
Product Specific 10-g SAR	Back Side		2.149	0.488	0.343	2.980
	Front Side		2.496	0.309	0.343	3.148
	Left Edge		N/A	0.031	0.343	0.374
	Right Edge		N/A	0.306	0.343	0.649
	Top Edge		N/A	0.198	0.343	0.541
	Bottom Edge		2.699	0	0.343	3.042

Note: 1.The value with blue color is the maximum ΣSAR_{1g/10g} Value.
2. MAX. ΣSAR_{1g/10g} =Unlicensed SAR_{MAX} +Licensed SAR_{MAX}

MAX. ΣSAR_{1g} = 1.318 W/kg <1.6 W/kg and MAX. ΣSAR_{10g} = 3.148 W/kg <4.0 W/kg, so the Simultaneous transimition SAR with volum scan are not required for Antenna 1 and Wi-Fi 5G (Ant 1/Ant 2/MIMO) and BT.

About Antenna 2 and Wi-Fi 5G (Ant 1/Ant 2/MIMO) and BT

Test Position		SAR _{1g/10g} (W/kg)	Ant 2	Wi-Fi 5G	BT	MAX. ΣSAR _{1g/10g}
Left Cheek			0.390	0.538	0.406	1.334
Left Tilt			0.404	0.387	0.329	1.120
Right Cheek			0.441	0.445	0.170	1.056
Right Tilt			0.381	0.399	0.168	0.948
Body worn	Back Side		0.325	0.399	0.054	0.778
	Front Side		0.315	0.122	0.072	0.509
Hotspot	Back Side		0.363	0.231	0.054	0.648
	Front Side		0.291	0.152	0.072	0.515
	Left Edge		0.205	0.010	N/A	0.215
	Right Edge		0.247	0.114	0.043	0.404
	Top Edge		0.285	0.128	0.058	0.471
	Bottom Edge		0	0	N/A	0
Product Specific 10-g SAR	Back Side		N/A	0.488	0.343	0.831
	Front Side		N/A	0.309	0.343	0.652



SAR	Left Edge	N/A	0.031	0.343	0.374
	Right Edge	N/A	0.306	0.343	0.649
	Top Edge	N/A	0.198	0.343	0.541
	Bottom Edge	N/A	0	0.343	0.343

Note: 1. The value with blue color is the maximum $\Sigma SAR_{1g/10g}$ Value.

2. MAX. $\Sigma SAR_{1g/10g}$ = Unlicensed SAR_{MAX} + Licensed SAR_{MAX}

MAX. ΣSAR_{1g} = 1.334 W/kg < 1.6 W/kg and MAX. ΣSAR_{10g} = 0.831 W/kg < 4.0 W/kg, so the Simultaneous transimition SAR with volum scan are not required for Antenna 2 and Wi-Fi 5G (Ant 1/Ant 2) and BT.

About Antenna 1 and Wi-Fi 2.4G Antenna 1 and Wi-Fi 5G Antenna 2

SAR _{1g/10g} (W/kg)		Ant 1	Wi-Fi 2.4G Ant 1	Wi-Fi Ant 2 (U-NII-1 & U-NII-2A)	Wi-Fi Ant 2 (U-NII-2C)	Wi-Fi Ant 2 (U-NII-3)	MAX. $\Sigma SAR_{1g/10g}$
Test Position	Left Cheek	0.248	0.558	0.443	0.130	0.178	1.249
	Left Tilt	0.199	0.530	0.387	0.327	0.112	1.116
	Right Cheek	0.364	0.208	0.267	0.445	0.206	1.017
	Right Tilt	0.181	0.222	0.348	0.399	0.152	0.802
Body worn	Back Side	0.865	0.209	0.035	0.399	0.099	1.473
	Front Side	0.875	0.200	0.007	0.122	0.031	1.197
Hotspot	Back Side	0.891	0.400	0.079	N/A	0.159	1.450
	Front Side	0.694	0.380	0.015	N/A	0.107	1.181
	Left Edge	0.176	N/A	0.010	N/A	0.007	0.186
	Right Edge	0.459	0.383	0.008	N/A	0.002	0.850
	Top Edge	0	0.524	0.033	N/A	0.015	0.557
	Bottom Edge	1.089	N/A	N/A	N/A	N/A	1.089
Product Specific 10-g SAR	Back Side	2.149	1.185	0.311	0.318	N/A	3.652
	Front Side	2.496	1.185	0.235	0.264	N/A	3.945
	Left Edge	N/A	N/A	0.031	0.024	N/A	0.031
	Right Edge	N/A	1.185	0.001	0.011	N/A	1.196
	Top Edge	N/A	1.185	0.088	0.065	N/A	1.273
	Bottom Edge	2.699	N/A	N/A	N/A	N/A	2.699

Note: 1. The value with blue color is the maximum $\Sigma SAR_{1g/10g}$ Value.

2. MAX. $\Sigma SAR_{1g/10g}$ = Unlicensed SAR_{MAX} + Licensed SAR_{MAX}

MAX. ΣSAR_{1g} = 1.473 W/kg < 1.6 W/kg and MAX. ΣSAR_{10g} = 3.945 W/kg < 4.0 W/kg, so the Simultaneous transimition SAR with volum scan are not required for Antenna 1 and Wi-Fi 2.4G Antenna 1 and Wi-Fi 5G Antenna 2.



About Antenna 1 and Wi-Fi 2.4G Antenna 2 and Wi-Fi 5G Antenna 1

SAR _{1g/10g} (W/kg)		Ant 1	Wi-Fi 2.4G Ant 2	Wi-Fi Ant 1 (U-NII-1 & U-NII-2A)	Wi-Fi Ant 1 (U-NII-2C)	Wi-Fi Ant 1 (U-NII-3)	MAX. ΣSAR _{1g/10g}
Test Position							
Left Cheek		0.248	0.224	0.449	0.538	0.430	1.010
Left Tilt		0.199	0.153	0.317	0.295	0.296	0.669
Right Cheek		0.364	0.101	0.207	0.166	0.276	0.741
Right Tilt		0.181	0.109	0.183	0.200	0.230	0.520
Body worn	Back Side	0.865	0.256	0.161	0.179	0.261	1.382
	Front Side	0.875	0.007	0.067	0.058	0.074	0.956
Hotspot	Back Side	0.891	0.630	0.142	N/A	0.231	1.752
	Front Side	0.694	0.031	0.127	N/A	0.152	0.877
	Left Edge	0.176	0.009	N/A	N/A	N/A	0.185
	Right Edge	0.459	0.016	0.092	N/A	0.114	0.589
	Top Edge	0	0.076	0.128	N/A	0.072	0.204
	Bottom Edge	1.089	N/A	N/A	N/A	N/A	1.089
Product Specific 10-g SAR	Back Side	2.149	1.056	0.438	0.488	N/A	3.693
	Front Side	2.496	1.056	0.309	0.159	N/A	3.861
	Left Edge	N/A	1.056	N/A	N/A	N/A	1.056
	Right Edge	N/A	1.056	0.293	0.306	N/A	1.362
	Top Edge	N/A	1.056	0.198	0.112	N/A	1.254
	Bottom Edge	2.699	N/A	N/A	N/A	N/A	2.699

Note: 1. The value with blue color is the maximum ΣSAR_{1g/10g} Value.
 2. MAX. ΣSAR_{1g/10g} = Unlicensed SAR_{MAX} + Licensed SAR_{MAX}

MAX. ΣSAR_{1g} = 1.752 W/kg > 1.6 W/kg and MAX. ΣSAR_{10g} = 3.861 W/kg < 4.0 W/kg, so the SAR to peak location separation ratio should be considered

Test Position Reported SAR _{1g} (W/kg)	Back Side														
GSM 850	0.891	/	/	/	/	/	/	/	/	/	/	/	/	/	/
GSM 1900	/	0.222	/	/	/	/	/	/	/	/	/	/	/	/	/
UMTS 2	/	/	0.301	/	/	/	/	/	/	/	/	/	/	/	/
UMTS4	/	/	/	0.489	/	/	/	/	/	/	/	/	/	/	/
UMTS 5	/	/	/	/	0.532	/	/	/	/	/	/	/	/	/	/
LTE2	/	/	/	/	/	0.287	/	/	/	/	/	/	/	/	/
LTE4	/	/	/	/	/	/	0.444	/	/	/	/	/	/	/	/
LTE 5	/	/	/	/	/	/	/	0.393	/	/	/	/	/	/	/
LTE 7	/	/	/	/	/	/	/	/	0.536	/	/	/	/	/	/
LTE 12	/	/	/	/	/	/	/	/	/	0.292	/	/	/	/	/
LTE 17	/	/	/	/	/	/	/	/	/	/	0.296	/	/	/	/



LTE 26	/	/	/	/	/	/	/	/	/	/	/	0.464	/	/
LTE 38	/	/	/	/	/	/	/	/	/	/	/	/	0.296	/
LTE 41	/	/	/	/	/	/	/	/	/	/	/	/	/	0.412
Wi-Fi 2.4G Ant 2	0.630	0.630	0.630	0.630	0.630	0.630	0.630	0.630	0.630	0.630	0.630	0.630	0.630	0.630
Wi-Fi Ant 1 (U-NII-3)	0.231	0.231	0.231	0.231	0.231	0.231	0.231	0.231	0.231	0.231	0.231	0.231	0.231	0.231
MAX.ΣSAR _{1g}	1.752	1.083	1.162	1.35	1.393	1.148	1.305	1.254	1.397	1.153	1.157	1.325	1.157	1.273

Note: 1. The value with blue color is the SAR_{1g} > 1.6 W/kg.

2. When the MAX. Σ SAR_{1g} > 1.6 W/kg in a position, Ratio need consideration in this position.

The position	X	Y	Z
SAR _{GSM 850}	-24.50	-37.80	-205.90
SAR _{Wi-Fi 2.4G Ant 2}	-23.00	61.50	-206.00
SAR _{Wi-Fi Ant 1 (U-NII-3)}	-47.00	61.50	-204.60
GSM 850 & Wi-Fi 2.4G Ant 2			
Ri (mm)	99.311		
SAR _{GSM 850} (W/Kg)	0.891		
SAR _{Wi-Fi 2.4G Ant 2} (W/Kg)	0.630		
Ratio	0.019 < 0.04		
GSM 850 & Wi-Fi Ant 1 (U-NII-3)			
Ri (mm)	101.825		
SAR _{GSM 850} (W/Kg)	0.891		
SAR _{Wi-Fi Ant 1 (U-NII-3)} (W/Kg)	0.231		
Ratio	0.012 < 0.04		
Wi-Fi 2.4G Ant 2 & Wi-Fi Ant 1 (U-NII-3)			
Ri (mm)	24.041		
SAR _{Wi-Fi Ant 1 (U-NII-3)} (W/Kg)	0.231		
SAR _{Wi-Fi 2.4G Ant 2} (W/Kg)	0.630		
Ratio	0.033 < 0.04		
PSLS=Peak SAR Location Separation			
Ratio = [(Reported SAR ₁ + (Reported SAR ₂)] ^{3/2} / PSLs < 0.04			

Test Position	Back Side													
Reported SAR _{1g} (W/kg)														
GSM 850	0.891	/	/	/	/	/	/	/	/	/	/	/	/	/
GSM 1900	/	0.222	/	/	/	/	/	/	/	/	/	/	/	/
UMTS 2	/	/	0.301	/	/	/	/	/	/	/	/	/	/	/
UMTS4	/	/	/	0.489	/	/	/	/	/	/	/	/	/	/
UMTS 5	/	/	/	/	0.532	/	/	/	/	/	/	/	/	/



LTE2	/	/	/	/	/	0.287	/	/	/	/	/	/	/	/
LTE4	/	/	/	/	/	/	0.444	/	/	/	/	/	/	/
LTE 5	/	/	/	/	/	/	/	0.393	/	/	/	/	/	/
LTE 7	/	/	/	/	/	/	/	/	0.536	/	/	/	/	/
LTE 12	/	/	/	/	/	/	/	/	/	0.292	/	/	/	/
LTE 17	/	/	/	/	/	/	/	/	/	/	0.296	/	/	/
LTE 26	/	/	/	/	/	/	/	/	/	/	/	0.464	/	/
LTE 38	/	/	/	/	/	/	/	/	/	/	/	/	0.296	/
LTE 41	/	/	/	/	/	/	/	/	/	/	/	/	/	0.412
Wi-Fi 2.4G Ant 2	0.630	0.630	0.630	0.630	0.630	0.630	0.630	0.630	0.630	0.630	0.630	0.630	0.630	0.630
Wi-Fi Ant 1 (U-NII-1 & U-NII-2A)	0.142	0.142	0.142	0.142	0.142	0.142	0.142	0.142	0.142	0.142	0.142	0.142	0.142	0.142
MAX.ΣSAR _{1g}	1.663	0.994	1.073	1.261	1.304	1.059	1.216	1.165	1.308	1.064	1.068	1.236	1.068	1.184

Note: 1. The value with blue color is the SAR_{1g} > 1.6 W/kg.

2. When the MAX. Σ SAR_{1g} > 1.6 W/kg in a position, Ratio need consideration in this position.

The position	X	Y	Z
SAR _{GSM 850}	-24.50	-37.80	-205.90
SAR _{Wi-Fi 2.4G Ant 2}	-23.00	61.50	-206.00
SAR _{Wi-Fi Ant 1 (U-NII-1 & U-NII-2A)}	-47.00	64.50	-204.70
GSM 850 & Wi-Fi 2.4G Ant 2			
Ri (mm)	99.311		
SAR _{GSM 850} (W/Kg)	0.891		
SAR _{Wi-Fi 2.4G Ant 2} (W/Kg)	0.630		
Ratio	0.019 < 0.04		
GSM 850 & Wi-Fi Ant 1 (U-NII-1 & U-NII-2A)			
Ri (mm)	104.752		
SAR _{GSM 850} (W/Kg)	0.891		
SAR _{Wi-Fi Ant 1 (U-NII-1 & U-NII-2A)} (W/Kg)	0.142		
Ratio	0.010 < 0.04		
Wi-Fi 2.4G Ant 2 & Wi-Fi Ant 1 (U-NII-1 & U-NII-2A)			
Ri (mm)	24.222		
SAR _{Wi-Fi Ant 1 (U-NII-1 & U-NII-2A)} (W/Kg)	0.142		
SAR _{Wi-Fi 2.4G Ant 2} (W/Kg)	0.630		
Ratio	0.028 < 0.04		
PSLS=Peak SAR Location Separation			
Ratio = [(Reported SAR ₁ + (Reported SAR ₂)] ^{3/2} / PSLS < 0.04			

so the Simultaneous transimtion SAR with volum scan are not required for Antenna 1 and Wi-Fi 2.4G Antenna 2 and Wi-Fi 5G Antenna 1

**About Antenna 2 and Wi-Fi 2.4G Antenna 1 and Wi-Fi 5G Antenna 2**

SAR _{1g/10g} (W/kg)		Ant 2	Wi-Fi 2.4G Ant 1	Wi-Fi Ant 2 (U-NII-1 & U-NII-2A)	Wi-Fi Ant 2 (U-NII-2C)	Wi-Fi Ant 2 (U-NII-3)	MAX. Σ SAR _{1g/10g}
Test Position							
Left Cheek		0.390	0.558	0.443	0.130	0.178	1.391
Left Tilt		0.404	0.530	0.387	0.327	0.112	1.321
Right Cheek		0.441	0.208	0.267	0.445	0.206	1.094
Right Tilt		0.381	0.222	0.348	0.399	0.152	1.002
Body worn	Back Side	0.325	0.209	0.035	0.399	0.099	0.933
	Front Side	0.315	0.200	0.007	0.122	0.031	0.637
Hotspot	Back Side	0.363	0.400	0.079	N/A	0.159	0.922
	Front Side	0.291	0.380	0.015	N/A	0.107	0.778
	Left Edge	0.205	N/A	0.010	N/A	0.007	0.215
	Right Edge	0.247	0.383	0.008	N/A	0.002	0.638
	Top Edge	0.285	0.524	0.033	N/A	0.015	0.842
	Bottom Edge	0	N/A	N/A	N/A	N/A	0
Product Specific 10-g SAR	Back Side	N/A	1.185	0.311	0.318	N/A	1.503
	Front Side	N/A	1.185	0.235	0.264	N/A	1.449
	Left Edge	N/A	N/A	0.031	0.024	N/A	0.031
	Right Edge	N/A	1.185	0.001	0.011	N/A	1.196
	Top Edge	N/A	1.185	0.088	0.065	N/A	1.273
	Bottom Edge	N/A	N/A	N/A	N/A	N/A	0

Note: 1. The value with blue color is the maximum Σ SAR_{1g/10g} Value.
2. MAX. Σ SAR_{1g/10g} = Unlicensed SAR_{MAX} + Licensed SAR_{MAX}

MAX. Σ SAR_{1g} = 1.391 W/kg < 1.6 W/kg and MAX. Σ SAR_{10g} = 1.503 W/kg < 4.0 W/kg, so the Simultaneous transimition SAR with volum scan are not required for Antenna 2 and Wi-Fi 2.4G Antenna 1 and Wi-Fi 5G Antenna 2.

About Antenna 2 and Wi-Fi 2.4G Antenna 2 and Wi-Fi 5G Antenna 1

SAR _{1g/10g} (W/kg)		Ant 2	Wi-Fi 2.4G Ant 2	Wi-Fi Ant 1 (U-NII-1 & U-NII-2A)	Wi-Fi Ant 1 (U-NII-2C)	Wi-Fi Ant 1 (U-NII-3)	MAX. Σ SAR _{1g/10g}
Test Position							
Left Cheek		0.390	0.224	0.449	0.538	0.430	1.152
Left Tilt		0.404	0.153	0.317	0.295	0.296	0.874
Right Cheek		0.441	0.101	0.207	0.166	0.276	0.818
Right Tilt		0.381	0.109	0.183	0.200	0.230	0.720
Body worn	Back Side	0.325	0.256	0.161	0.179	0.261	0.842
	Front Side	0.315	0.007	0.067	0.058	0.074	0.396
Hotspot	Back Side	0.363	0.630	0.142	N/A	0.231	1.224
	Front Side	0.291	0.031	0.127	N/A	0.152	0.474
	Left Edge	0.205	0.009	N/A	N/A	N/A	0.214
	Right Edge	0.247	0.016	0.092	N/A	0.114	0.377
	Top Edge	0.285	0.076	0.128	N/A	0.072	0.489
	Bottom Edge	0	N/A	N/A	N/A	N/A	0



Product Specific 10-g SAR	Back Side	N/A	1.056	0.438	0.488	N/A	1.544
	Front Side	N/A	1.056	0.309	0.159	N/A	1.365
	Left Edge	N/A	1.056	N/A	N/A	N/A	1.056
	Right Edge	N/A	1.056	0.293	0.306	N/A	1.362
	Top Edge	N/A	1.056	0.198	0.112	N/A	1.254
	Bottom Edge	N/A	N/A	N/A	N/A	N/A	0
<p>Note: 1. The value with blue color is the maximum $\Sigma SAR_{1g/10g}$ Value.</p> <p>2. $MAX. \Sigma SAR_{1g/10g} = \text{Unlicensed } SAR_{MAX} + \text{Licensed } SAR_{MAX}$</p>							

MAX. $\Sigma SAR_{1g} = 1.224 \text{ W/kg} < 1.6 \text{ W/kg}$ and MAX. $\Sigma SAR_{10g} = 1.544 \text{ W/kg} < 4.0 \text{ W/kg}$, so the Simultaneous transimition SAR with volum scan are not required for Antenna 2 and Wi-Fi 2.4G Antenna 2 and Wi-Fi 5G Antenna 1.



11 Measurement Uncertainty

Per KDB 865664 D01 SAR Measurement 100 MHz to 6 GHz, when the highest measured 1-g SAR within a frequency band is < 1.5 W/kg, the extensive SAR measurement uncertainty analysis described in IEEE Std 1528- 2013 is not required in SAR reports submitted for equipment approval. This also applies to the 10-g SAR required for phablets in KDB Publication 648474.

ANNEX A: Test Layout



Tissue Simulating Liquids

For the measurement of the field distribution inside the flat phantom with DASY, the phantom must be filled with around 25 liters of homogeneous body tissue simulating liquid. For Head and Body SAR testing, the liquid height from the center of the flat phantom to the liquid top surface is larger than 15 cm, which is shown in Picture 3 and Picture 4.



Picture 3: liquid depth in the head Phantom



Picture 4: Liquid depth in the flat Phantom

ANNEX B: System Check Results

Plot 1 System Performance Check at 750 MHz Head TSL

DUT: Dipole 750 MHz; Type: D750V3; Serial: D750V3 - SN: 1045

Date: 9/27/2017

Communication System: CW (0); Frequency: 750 MHz; Duty Cycle: 1:1

Medium parameters used: $f = 750 \text{ MHz}$; $\sigma = 0.89 \text{ S/m}$; $\epsilon_r = 41.8$; $\rho = 1000 \text{ kg/m}^3$

Ambient Temperature: $22.3 \text{ }^\circ\text{C}$ Liquid Temperature: $21.5 \text{ }^\circ\text{C}$

Phantom section: Flat Section

DASY5 Configuration:

Sensor-Surface: 4mm (Mechanical Surface Detection)

Probe: EX3DV4 - SN3677; ConvF(9.58, 9.58, 9.58); Calibrated: 1/23/2017;

Electronics: DAE4 Sn1291; Calibrated: 1/19/2017

Phantom: SAM1; Type: SAM; Serial: TP-1534

Measurement SW: DASY52, Version 52.8 (8); SEMCAD X Version 14.6.10 (7331)

d=15mm, Pin=250mW/Area Scan (41x121x1): Interpolated grid: dx=15mm, dy=15mm

Maximum value of SAR (interpolated) = 2.16 W/kg

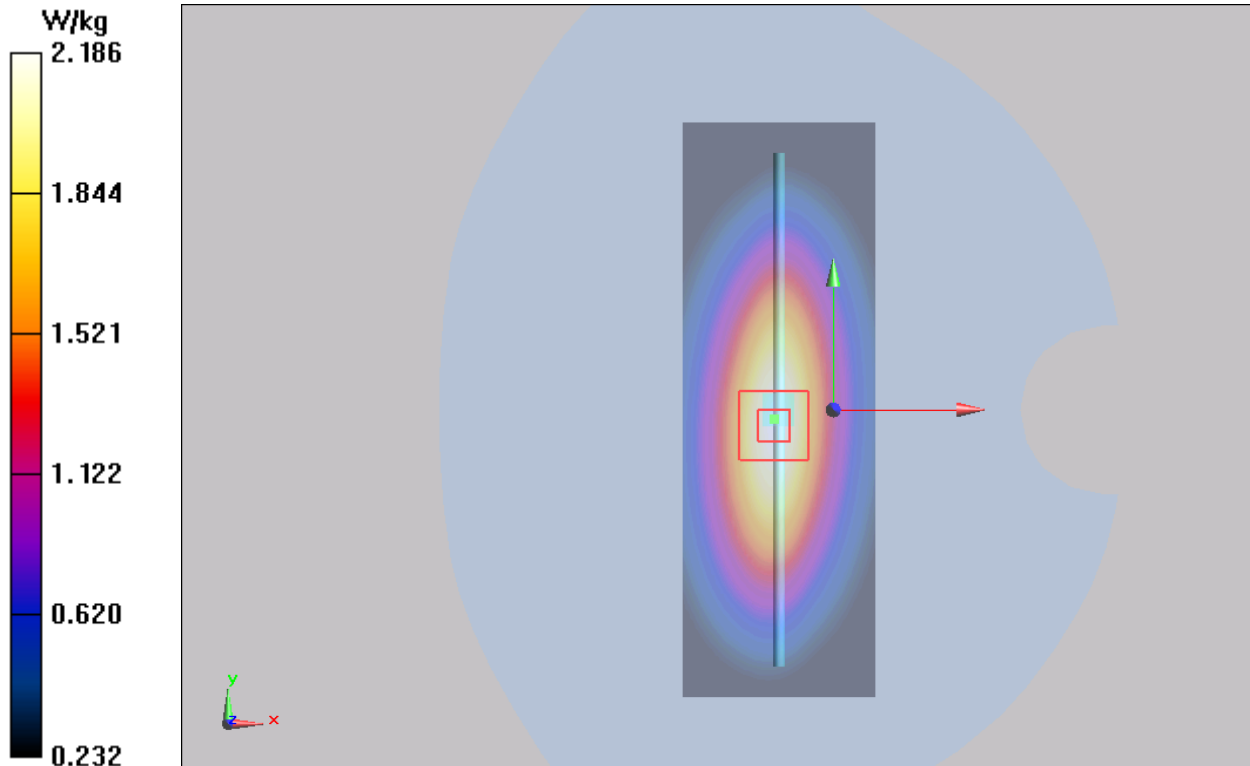
d=15mm, Pin=250mW/Zoom Scan (5x5x7)/Cube 0: Measurement grid: dx=8mm, dy=8mm, dz=5mm

Reference Value = 50.376 V/m; Power Drift = 0.03 dB

Peak SAR (extrapolated) = 3.10 W/kg

SAR(1 g) = 2.04 W/kg; SAR(10 g) = 1.34 W/kg

Maximum value of SAR (measured) = 2.186 W/kg



Plot 2 System Performance Check at 750 MHz Body TSL

DUT: Dipole 750 MHz; Type: D750V3; Serial: D750V3 - SN: 1045

Date: 9/28/2017

Communication System: CW (0); Frequency: 750 MHz; Duty Cycle: 1:1

Medium parameters used: $f = 750 \text{ MHz}$; $\sigma = 0.96 \text{ S/m}$; $\epsilon_r = 55.7$; $\rho = 1000 \text{ kg/m}^3$

Ambient Temperature: $22.3 \text{ }^\circ\text{C}$ Liquid Temperature: $21.5 \text{ }^\circ\text{C}$

Phantom section: Flat Section

DASY5 Configuration:

Sensor-Surface: 4mm (Mechanical Surface Detection)

Probe: EX3DV4 - SN3677; ConvF(9.99, 9.99, 9.99); Calibrated: 1/23/2017;

Electronics: DAE4 Sn1291; Calibrated: 1/19/2017

Phantom: SAM1; Type: SAM; Serial: TP-1534

Measurement SW: DASY52, Version 52.8 (8); SEMCAD X Version 14.6.10 (7331)

d=15mm, Pin=250mW/Area Scan (41x121x1): Interpolated grid: dx=15mm, dy=15mm

Maximum value of SAR (interpolated) = 2.32 W/kg

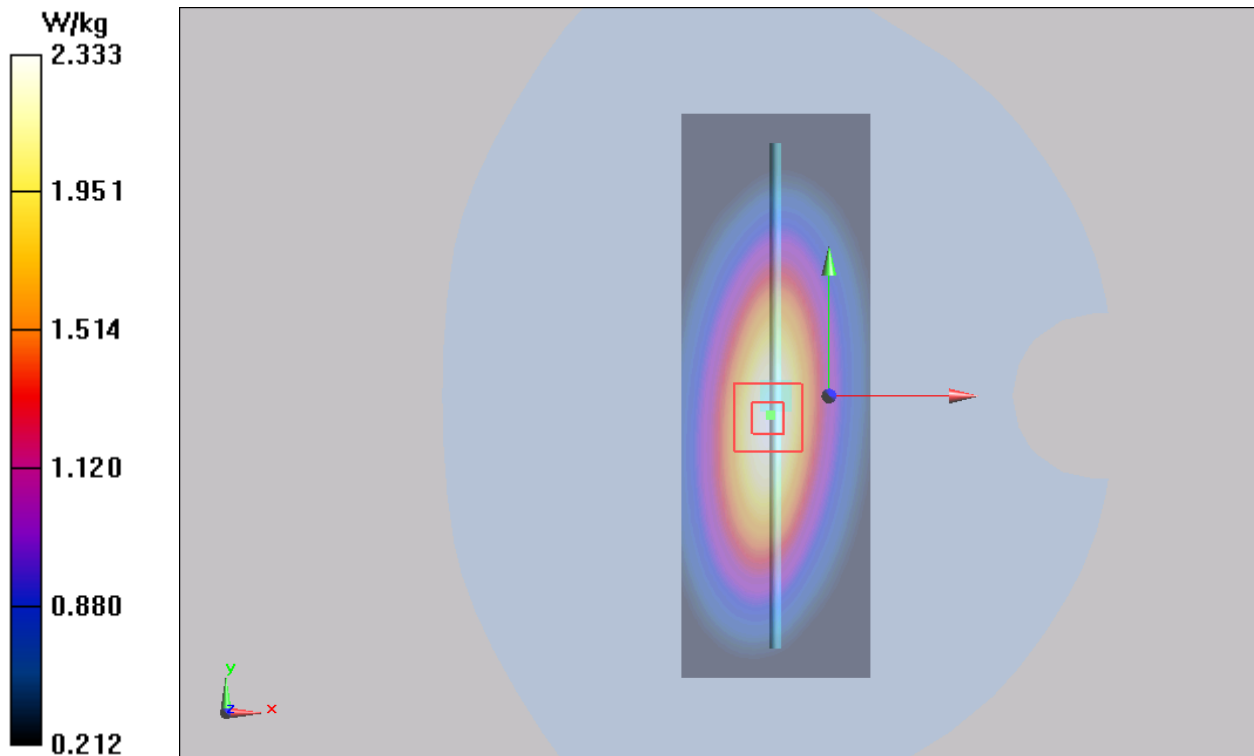
d=15mm, Pin=250mW/Zoom Scan (5x5x7)/Cube 0: Measurement grid: dx=8mm, dy=8mm, dz=5mm

Reference Value = 48.768 V/m; Power Drift = 0.17 dB

Peak SAR (extrapolated) = 3.22 W/kg

SAR(1 g) = 2.23 W/kg; SAR(10 g) = 1.47 W/kg

Maximum value of SAR (measured) = 2.333 W/kg



Plot 3 System Performance Check at 835 MHz Head TSL

DUT: Dipole 835 MHz; Type: D835V2; Serial: D835V2 - SN: 4d020

Date: 9/27/2017

Communication System: CW; Frequency: 835 MHz; Duty Cycle: 1:1

Medium parameters used: $f = 835 \text{ MHz}$; $\sigma = 0.90 \text{ mho/m}$; $\epsilon_r = 41.4$; $\rho = 1000 \text{ kg/m}^3$

Ambient Temperature: $22.3 \text{ }^\circ\text{C}$ Liquid Temperature: $21.5 \text{ }^\circ\text{C}$

Phantom section: Flat Section

DASY5 Configuration:

Sensor-Surface: 4mm (Mechanical Surface Detection)

Probe: EX3DV4 - SN3677; ConvF(9.31, 9.31, 9.31); Calibrated: 1/23/2017;

Electronics: DAE4 Sn1291; Calibrated: 1/19/2017

Phantom: SAM1; Type: SAM; Serial: TP-1534

Measurement SW: DASY52, Version 52.8 (8); SEMCAD X Version 14.6.10 (7331)

d=15mm, Pin=250mW/Area Scan (41x121x1): Measurement grid: dx=15mm, dy=15mm

Maximum value of SAR (interpolated) = 2.57 mW/g

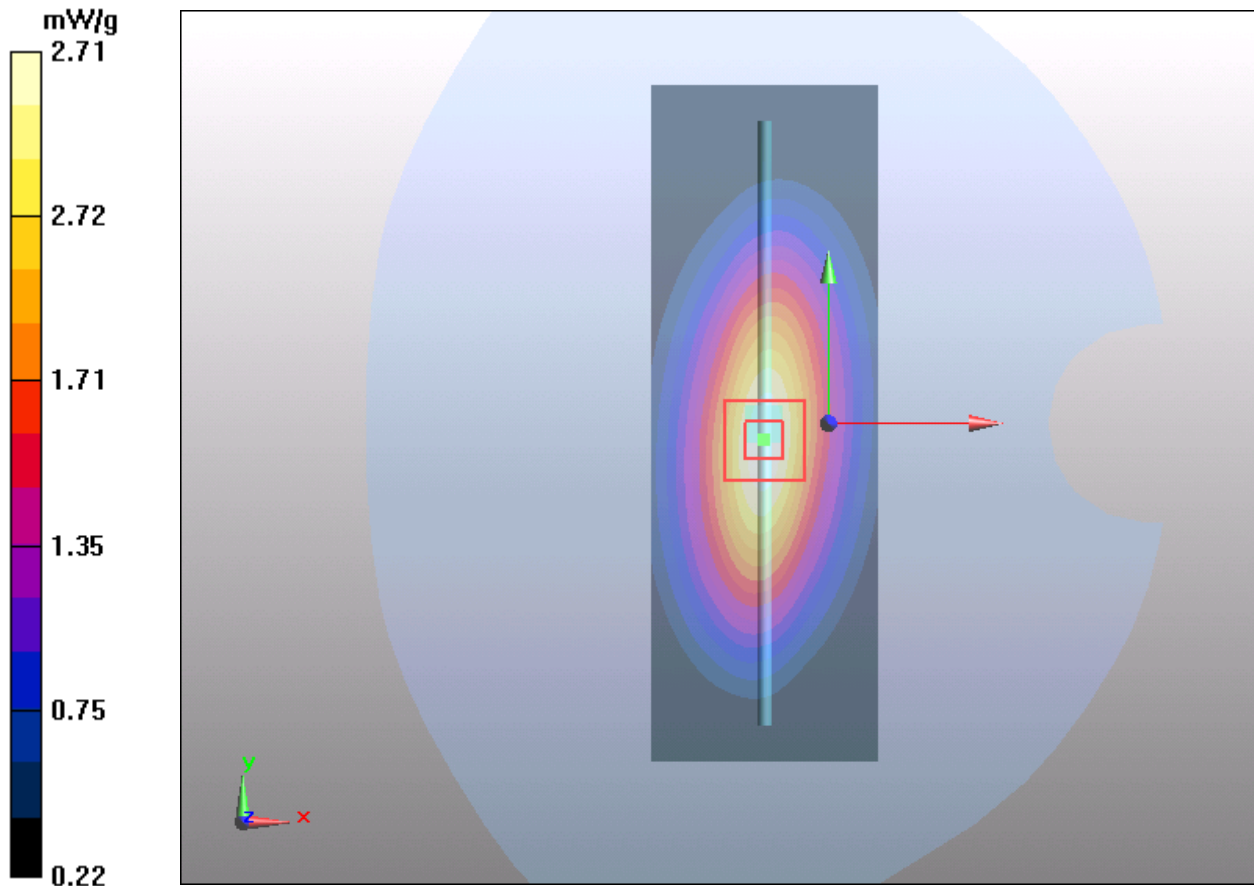
d=15mm, Pin=250mW/Zoom Scan (5x5x7)/Cube 0: Measurement grid: dx=8mm, dy=8mm, dz=5mm

Reference Value = 55.1 V/m; Power Drift = -0.01 dB

Peak SAR (extrapolated) = 3.76 W/kg

SAR(1 g) = 2.48 mW/g; SAR(10 g) = 1.56mW/g

Maximum value of SAR (measured) = 2.71 mW/g



Plot 4 System Performance Check at 835 MHz Head TSL

DUT: Dipole 835 MHz; Type: D835V2; Serial: D835V2 - SN: 4d020

Date: 11/16/2018

Communication System: CW; Frequency: 835 MHz; Duty Cycle: 1:1

Medium parameters used: $f = 835 \text{ MHz}$; $\sigma = 0.88 \text{ mho/m}$; $\epsilon_r = 41.4$; $\rho = 1000 \text{ kg/m}^3$

Ambient Temperature: $22.3 \text{ }^\circ\text{C}$ Liquid Temperature: $21.5 \text{ }^\circ\text{C}$

Phantom section: Flat Section

DASY5 Configuration:

Sensor-Surface: 4mm (Mechanical Surface Detection)

Probe: EX3DV4 - SN3677; ConvF(9.10, 9.10, 9.10); Calibrated: 5/29/2018;

Electronics: DAE4 SN1317; Calibrated: 3/23/2018

Phantom: SAM1; Type: SAM; Serial: TP-1534

Measurement SW: DASY52, Version 52.8 (8); SEMCAD X Version 14.6.10 (7331)

d=15mm, Pin=250mW/Area Scan (41x121x1): Measurement grid: dx=15mm, dy=15mm

Maximum value of SAR (interpolated) = 2.64 mW/g

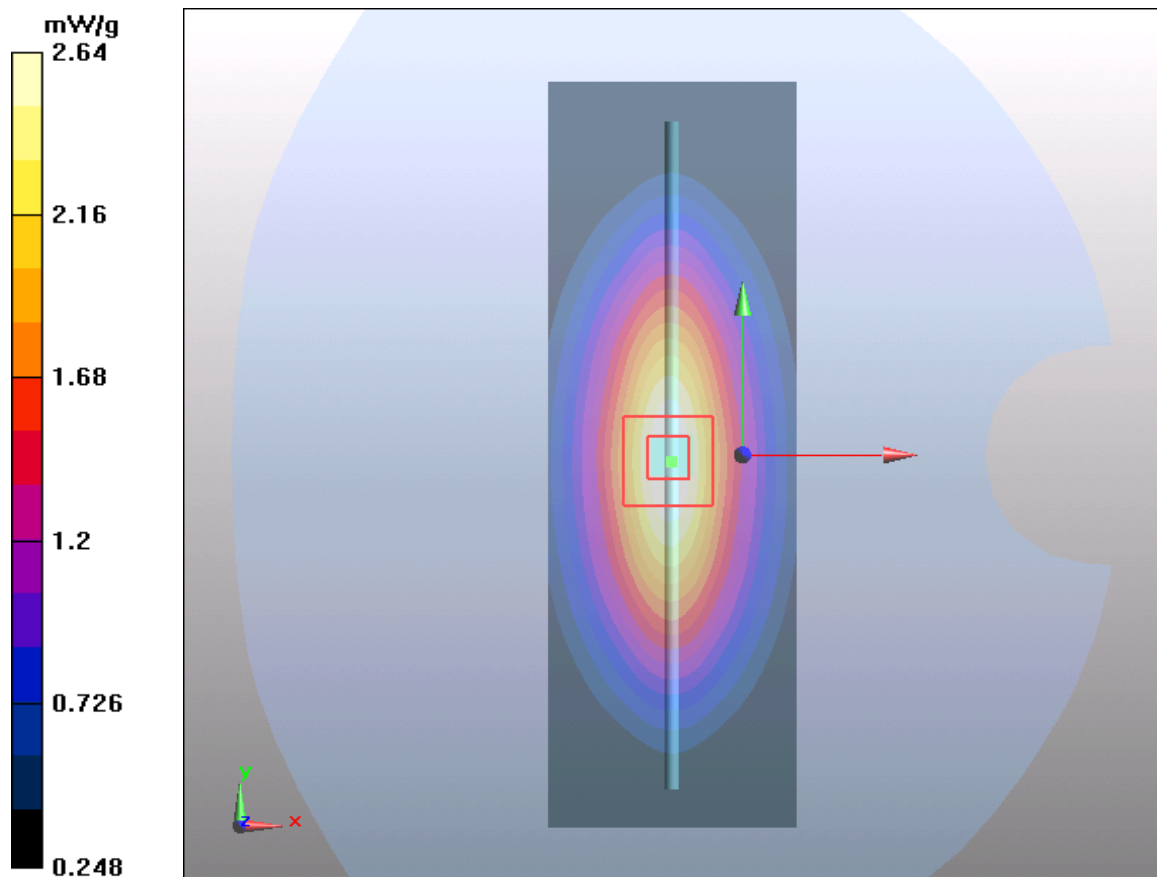
d=15mm, Pin=250mW/Zoom Scan (5x5x7)/Cube 0: Measurement grid: dx=8mm, dy=8mm, dz=5mm

Reference Value = 54.4 V/m; Power Drift = -0.076 dB

Peak SAR (extrapolated) = 3.67 W/kg

SAR(1 g) = 2.44 mW/g; SAR(10 g) = 1.6 mW/g

Maximum value of SAR (measured) = 2.64 mW/g



Plot 5 System Performance Check at 835 MHz Body TSL

DUT: Dipole 835 MHz; Type: D835V2; Serial: D835V2 - SN: 4d020

Date: 9/28/2017

Communication System: CW; Frequency: 835 MHz; Duty Cycle: 1:1

Medium parameters used: $f = 835 \text{ MHz}$; $\sigma = 0.98 \text{ mho/m}$; $\epsilon_r = 54.5$; $\rho = 1000 \text{ kg/m}^3$

Ambient Temperature: $22.3 \text{ }^\circ\text{C}$ Liquid Temperature: $21.5 \text{ }^\circ\text{C}$

Phantom section: Flat Section

DASY5 Configuration:

Sensor-Surface: 4mm (Mechanical Surface Detection)

Probe: EX3DV4 - SN3677; ConvF(9.74, 9.74, 9.74); Calibrated: 1/23/2017;

Electronics: DAE4 Sn1291; Calibrated: 1/19/2017

Phantom: SAM1; Type: SAM; Serial: TP-1534

Measurement SW: DASY52, Version 52.8 (8); SEMCAD X Version 14.6.10 (7331)

d=15mm, Pin=250mW/Area Scan (41x121x1): Measurement grid: dx=15mm, dy=15mm

Maximum value of SAR (interpolated) = 2.58 mW/g

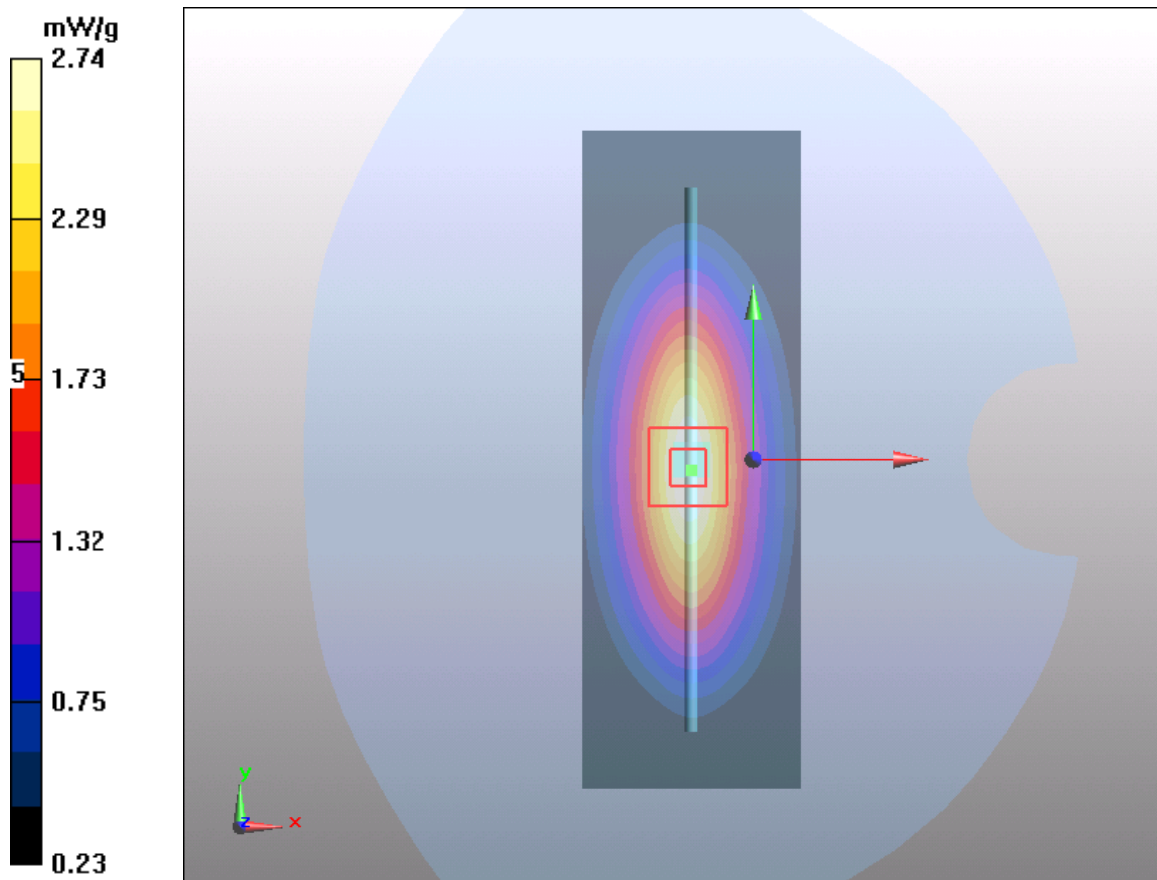
d=15mm, Pin=250mW/Zoom Scan (5x5x7)/Cube 0: Measurement grid: dx=8mm, dy=8mm, dz=5mm

Reference Value = 51.9 V/m; Power Drift = -0.058 dB

Peak SAR (extrapolated) = 3.5 W/kg

SAR(1 g) = 2.45 mW/g; SAR(10 g) = 1.63 mW/g

Maximum value of SAR (measured) = 2.74 mW/g



Plot 6 System Performance Check at 835 MHz Body TSL

DUT: Dipole 835 MHz; Type: D835V2; Serial: D835V2 - SN: 4d020

Date: 11/16/2018

Communication System: CW; Frequency: 835 MHz; Duty Cycle: 1:1

Medium parameters used: $f = 835 \text{ MHz}$; $\sigma = 0.96 \text{ mho/m}$; $\epsilon_r = 54.2$; $\rho = 1000 \text{ kg/m}^3$

Ambient Temperature: $22.3 \text{ }^\circ\text{C}$ Liquid Temperature: $21.5 \text{ }^\circ\text{C}$

Phantom section: Flat Section

DASY5 Configuration:

Sensor-Surface: 4mm (Mechanical Surface Detection)

Probe: EX3DV4 - SN3677; ConvF(9.32, 9.32, 9.32); Calibrated: 5/29/2018;

Electronics: DAE4 SN1317; Calibrated: 3/23/2018

Phantom: SAM1; Type: SAM; Serial: TP-1534

Measurement SW: DASY52, Version 52.8 (8); SEMCAD X Version 14.6.10 (7331)

d=15mm, Pin=250mW/Area Scan (41x121x1): Measurement grid: dx=15mm, dy=15mm

Maximum value of SAR (interpolated) = 2.58 mW/g

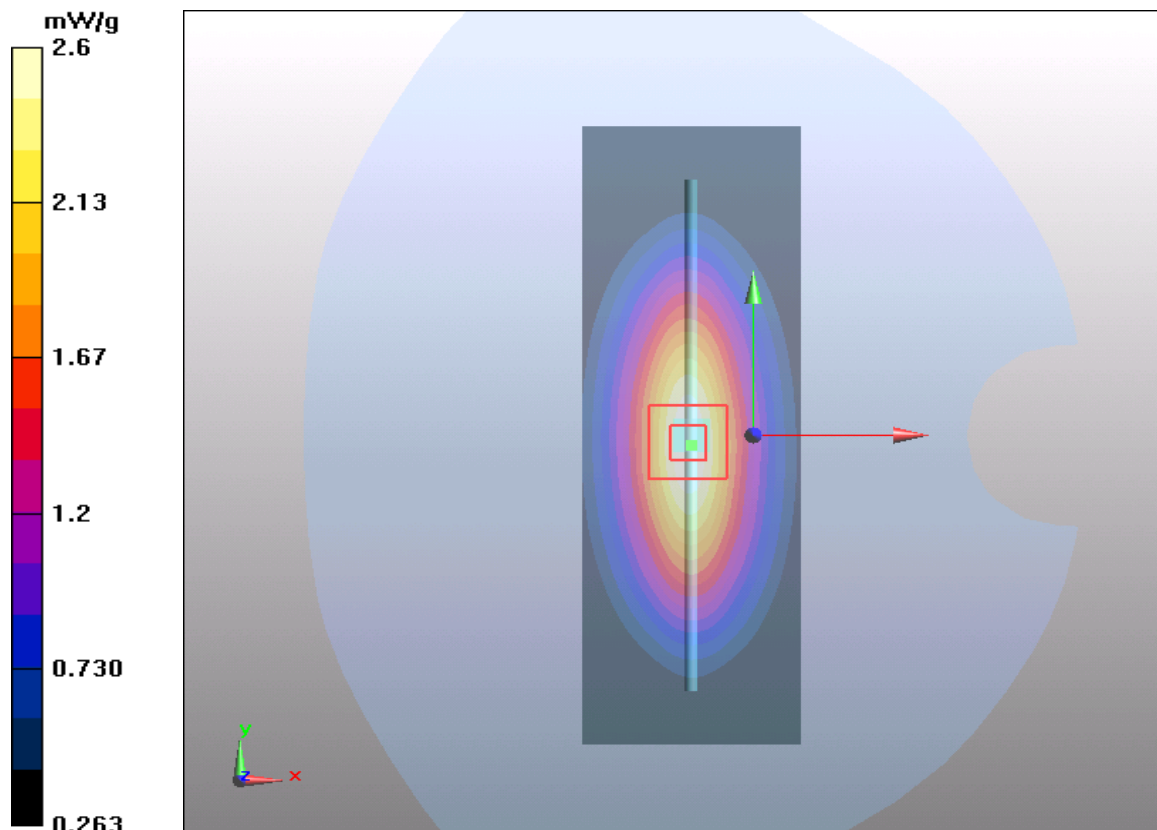
d=15mm, Pin=250mW/Zoom Scan (5x5x7)/Cube 0: Measurement grid: dx=8mm, dy=8mm, dz=5mm

Reference Value = 51.9 V/m; Power Drift = -0.058 dB

Peak SAR (extrapolated) = 3.5 W/kg

SAR(1 g) = 2.41 mW/g; SAR(10 g) = 1.6 mW/g

Maximum value of SAR (measured) = 2.6 mW/g



Plot 7 System Performance Check at 1750 MHz Head TSL

DUT: Dipole 1750 MHz; Type: D1750V2; Serial: D1750V2 - SN: 1033

Date: 9/27/2017

Communication System: CW; Frequency: 1750 MHz; Duty Cycle: 1:1

Medium parameters used: $f = 1750$ MHz; $\sigma = 1.37$ mho/m; $\epsilon_r = 39.3$; $\rho = 1000$ kg/m³

Ambient Temperature: 22.3 °C Liquid Temperature: 21.5 °C

Phantom section: Flat Section

DASY5 Configuration:

Sensor-Surface: 4mm (Mechanical Surface Detection)

Probe: EX3DV4 - SN3677; ConvF(8.60, 8.60, 8.60); Calibrated: 1/23/2017;

Electronics: DAE4 Sn1291; Calibrated: 1/19/2017

Phantom: SAM1; Type: SAM; Serial: TP-1534

Measurement SW: DASY52, Version 52.8 (8); SEMCAD X Version 14.6.10 (7331)

d=10mm, Pin=250mW/Area Scan (51x81x1): Measurement grid: dx=15mm, dy=15mm

Maximum value of SAR (interpolated) = 9.77 mW/g

d=10mm, Pin=250mW/Zoom Scan (5x5x7)/Cube 0: Measurement grid: dx=8mm, dy=8mm,

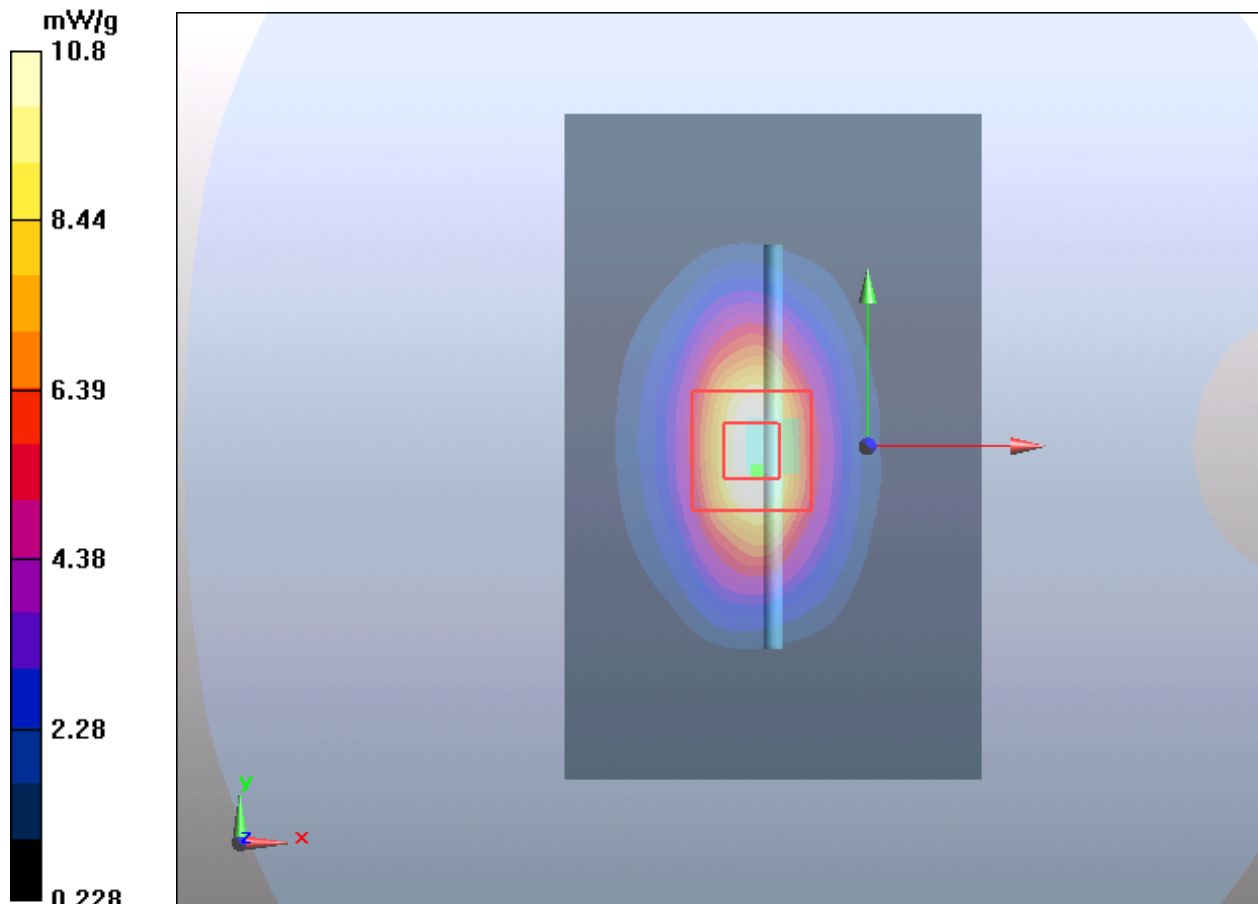
dz=5mm

Reference Value = 80 V/m; Power Drift = 0.025 dB

Peak SAR (extrapolated) = 15.5 W/kg

SAR(1 g) = 8.92 mW/g; SAR(10 g) = 4.65 mW/g

Maximum value of SAR (measured) = 10.8 mW/g



Plot 8 System Performance Check at 1750 MHz Body TSL

DUT: Dipole 1750 MHz; Type: D1750V2; Serial: D1750V2 - SN: 1033

Date: 9/28/2017

Communication System: CW; Frequency: 1750 MHz; Duty Cycle: 1:1

Medium parameters used: $f = 1750$ MHz; $\sigma = 1.50$ mho/m; $\epsilon_r = 53.1$; $\rho = 1000$ kg/m³

Ambient Temperature: 22.3 °C Liquid Temperature: 21.7 °C

DASY5 Configuration:

Sensor-Surface: 4mm (Mechanical Surface Detection)

Probe: EX3DV4 - SN3677; ConvF(8.39, 8.39, 8.39); Calibrated: 1/23/2017;

Electronics: DAE4 Sn1291; Calibrated: 1/19/2017

Phantom: SAM1; Type: SAM; Serial: TP-1534

Measurement SW: DASY52, Version 52.8 (8); SEMCAD X Version 14.6.10 (7331)

d=10mm, Pin=250mW/Area Scan (51x81x1): Measurement grid: dx=15mm, dy=15mm

Maximum value of SAR (interpolated) = 10.65 mW/g

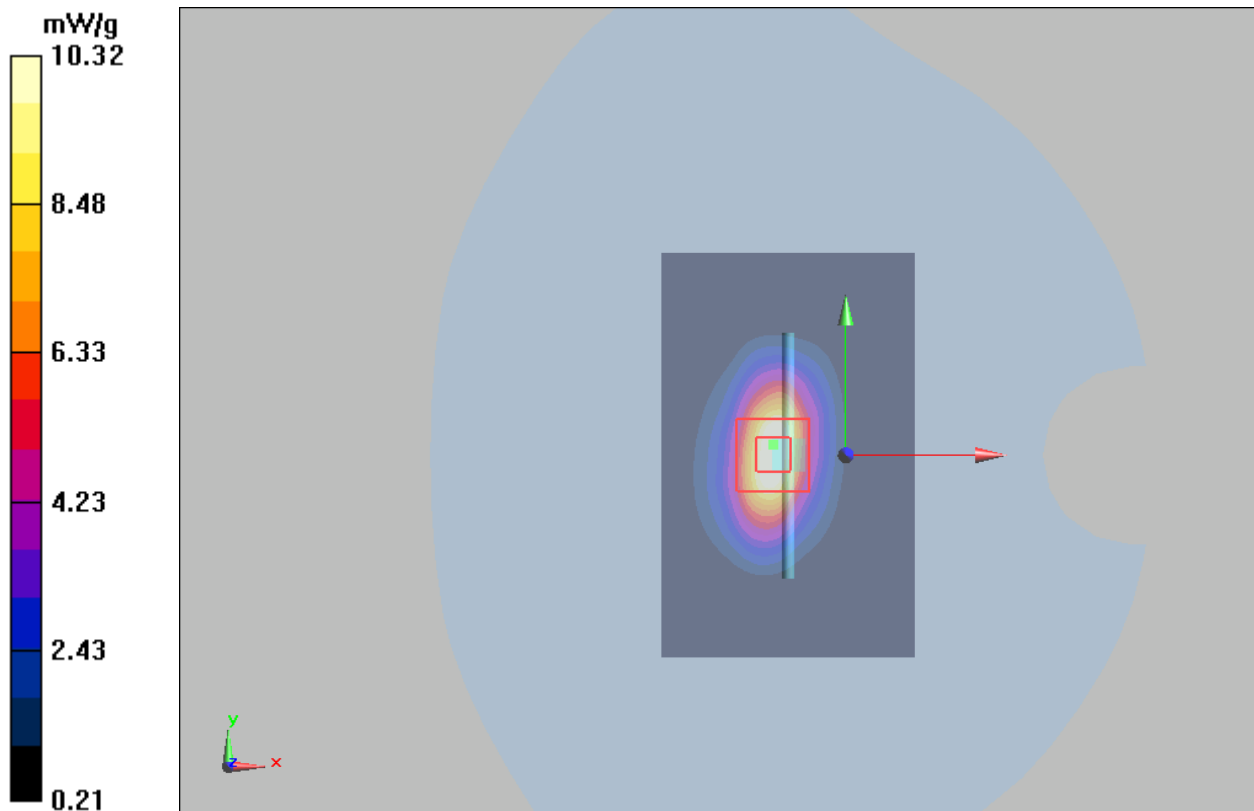
d=10mm, Pin=250mW/Area Scan (5x5x7)/Cube 0: Measurement grid: dx=8mm, dy=8mm, dz=5mm

Reference Value = 77.6 V/m; Power Drift = 0.03 dB

Peak SAR (extrapolated) = 16.83 W/kg

SAR(1 g) = 9.40 mW/g; SAR(10 g) = 5.22 mW/g

Maximum value of SAR (measured) = 10.32 mW/g



Plot 9 System Performance Check at 1900 MHz Head TSL

DUT: Dipole 1900 MHz; Type: D1900V2; Serial: D1900V2 - SN: 5d060

Date: 9/27/2017

Communication System: CW; Frequency: 1900 MHz; Duty Cycle: 1:1

Medium parameters used: $f = 1900$ MHz; $\sigma = 1.34$ mho/m; $\epsilon_r = 40.5$; $\rho = 1000$ kg/m³

Ambient Temperature: 22.3 °C Liquid Temperature: 21.5 °C

Phantom section: Flat Section

DASY5 Configuration:

Sensor-Surface: 4mm (Mechanical Surface Detection)

Probe: EX3DV4 – SN7351; ConvF(8.59, 8.59, 8.59); Calibrated: 12/20/2016;

Electronics: DAE4 - SD 000 D04 BK - SN918; Calibrated: 6/26/2017

Phantom: SAM1; Type: SAM; Serial: TP-1534

Measurement SW: DASY52, Version 52.8 (8); SEMCAD X Version 14.6.10 (7331)

d=10mm, Pin=250mW/Area Scan (41x71x1): Measurement grid: dx=15mm, dy=15mm

Maximum value of SAR (interpolated) = 12.74 mW/g

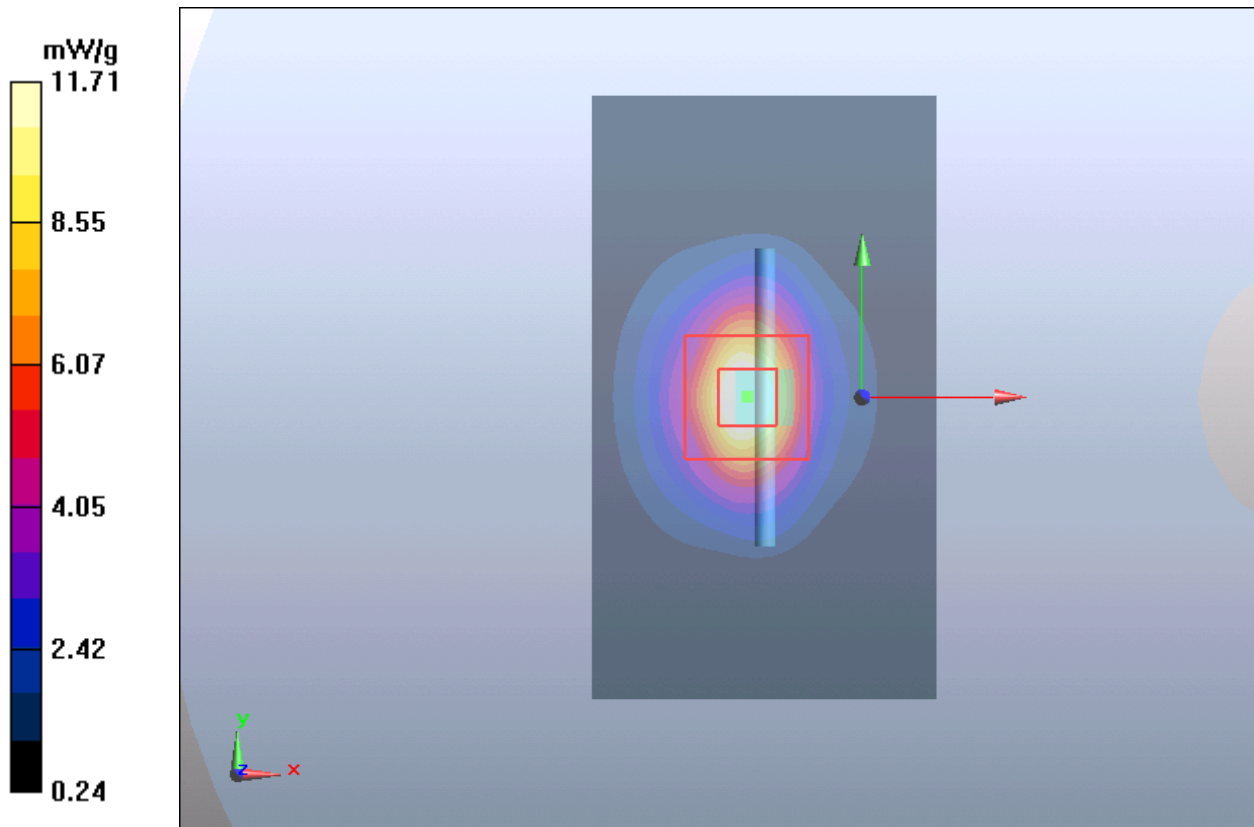
d=10mm, Pin=250mW/Zoom Scan (5x5x7)/Cube 0: Measurement grid: dx=8mm, dy=8mm, dz=5mm

Reference Value = 87.5 V/m; Power Drift = 0.032 dB

Peak SAR (extrapolated) = 20.0 W/kg

SAR(1 g) = 10.50 mW/g; SAR(10 g) = 5.38 mW/g

Maximum value of SAR (measured) = 11.71 mW/g



Plot10 System Performance Check at 1900 MHz Head TSL

DUT: Dipole 1900 MHz; Type: D1900V2; Serial: D1900V2 - SN: 5d060

Date: 10/27/2018

Communication System: CW; Frequency: 1900 MHz; Duty Cycle: 1:1

Medium parameters used: $f = 1900$ MHz; $\sigma = 1.41$ mho/m; $\epsilon_r = 40.1$; $\rho = 1000$ kg/m³

Ambient Temperature: 22.3 °C Liquid Temperature: 21.5 °C

Phantom section: Flat Section

DASY5 Configuration:

Sensor-Surface: 4mm (Mechanical Surface Detection)

Probe: EX3DV4 - SN3677; ConvF(7.96, 7.96, 7.96); Calibrated: 5/29/2018;

Electronics: DAE4 SN1317; Calibrated: 3/23/2018

Phantom: SAM1; Type: SAM; Serial: TP-1534

Measurement SW: DASY52, Version 52.8 (8); SEMCAD X Version 14.6.10 (7331)

d=10mm, Pin=250mW/Area Scan (41x71x1): Measurement grid: dx=15mm, dy=15mm

Maximum value of SAR (interpolated) = 11.3 mW/g

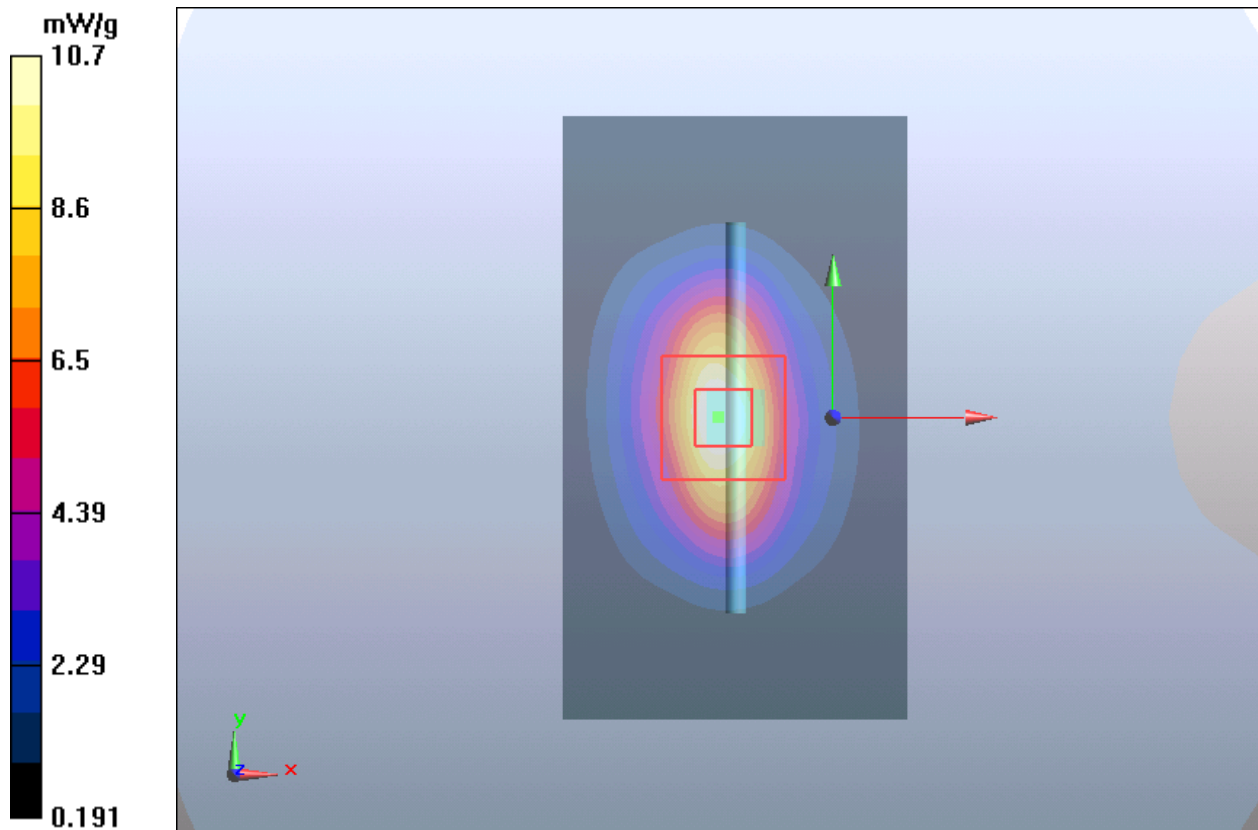
d=10mm, Pin=250mW/Zoom Scan (5x5x7)/Cube 0: Measurement grid: dx=8mm, dy=8mm, dz=5mm

Reference Value = 85.5 V/m; Power Drift = 0.028 dB

Peak SAR (extrapolated) = 17.8 W/kg

SAR(1 g) = 9.88 mW/g; SAR(10 g) = 4.9 mW/g

Maximum value of SAR (measured) = 10.7 mW/g



Plot 11 System Performance Check at 1900 MHz Body TSL

DUT: Dipole 1900 MHz; Type: D1900V2; Serial: D1900V2 - SN: 5d060

Date: 9/28/2017

Communication System: CW; Frequency: 1900 MHz; Duty Cycle: 1:1

Medium parameters used: $f = 1900 \text{ MHz}$; $\sigma = 1.50 \text{ mho/m}$; $\epsilon_r = 53.0$; $\rho = 1000 \text{ kg/m}^3$

Ambient Temperature: $22.3 \text{ }^\circ\text{C}$ Liquid Temperature: $21.5 \text{ }^\circ\text{C}$

Phantom section: Flat Section

DASY5 Configuration:

Sensor-Surface: 4mm (Mechanical Surface Detection)

Probe: EX3DV4 - SN7351; ConvF(8.14, 8.14, 8.14); Calibrated: 12/20/2016;

Electronics: DAE4 - SD 000 D04 BK - SN918; Calibrated: 6/26/2017

Phantom: SAM1; Type: SAM; Serial: TP-1534

Measurement SW: DASY52, Version 52.8 (8); SEMCAD X Version 14.6.10 (7331)

d=10mm, Pin=250mW/Area Scan (41x71x1): Measurement grid: dx=15mm, dy=15mm

Maximum value of SAR (interpolated) = 11.85 mW/g

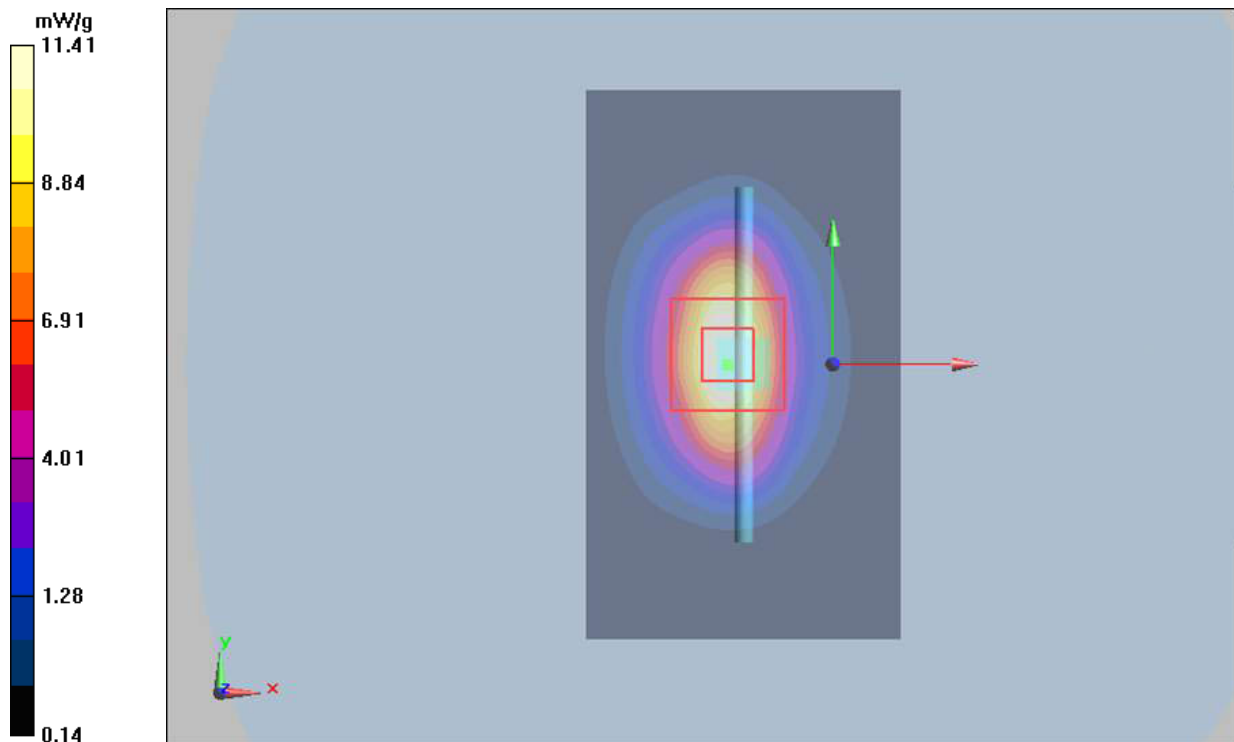
d=10mm, Pin=250mW/Zoom Scan (5x5x7)/Cube 0: Measurement grid: dx=8mm, dy=8mm, dz=5mm

Reference Value = 80.81 V/m; Power Drift = 0.014 dB

Peak SAR (extrapolated) = 17.63 W/kg

SAR(1 g) = 9.78 mW/g; SAR(10 g) = 5.22 mW/g

Maximum value of SAR (measured) = 11.41 mW/g



Plot12 System Performance Check at 1900 MHz Body TSL

DUT: Dipole 1900 MHz; Type: D1900V2; Serial: D1900V2 - SN: 5d060

Date: 10/27/2018

Communication System: CW; Frequency: 1900 MHz; Duty Cycle: 1:1

Medium parameters used: $f = 1900 \text{ MHz}$; $\sigma = 1.51 \text{ mho/m}$; $\epsilon_r = 52.6$; $\rho = 1000 \text{ kg/m}^3$

Ambient Temperature: $22.3 \text{ }^\circ\text{C}$ Liquid Temperature: $21.5 \text{ }^\circ\text{C}$

Phantom section: Flat Section

DASY5 Configuration:

Sensor-Surface: 4mm (Mechanical Surface Detection)

Probe: EX3DV4 - SN3677; ConvF(7.70, 7.70, 7.70); Calibrated: 5/29/2018;

Electronics: DAE4 SN1317; Calibrated: 3/23/2018

Phantom: SAM1; Type: SAM; Serial: TP-1534

Measurement SW: DASY52, Version 52.8 (8); SEMCAD X Version 14.6.10 (7331)

d=10mm, Pin=250mW/Area Scan (41x71x1): Measurement grid: dx=15mm, dy=15mm

Maximum value of SAR (interpolated) = 12.2 mW/g

d=10mm, Pin=250mW/Zoom Scan (5x5x7)/Cube 0: Measurement grid: dx=8mm, dy=8mm, dz=5mm

Reference Value = 82.3 V/m; Power Drift = 0.068 dB

Peak SAR (extrapolated) = 17.8 W/kg

SAR(1 g) = 9.93 mW/g; SAR(10 g) = 5.25 mW/g

Maximum value of SAR (measured) = 11.3 mW/g

