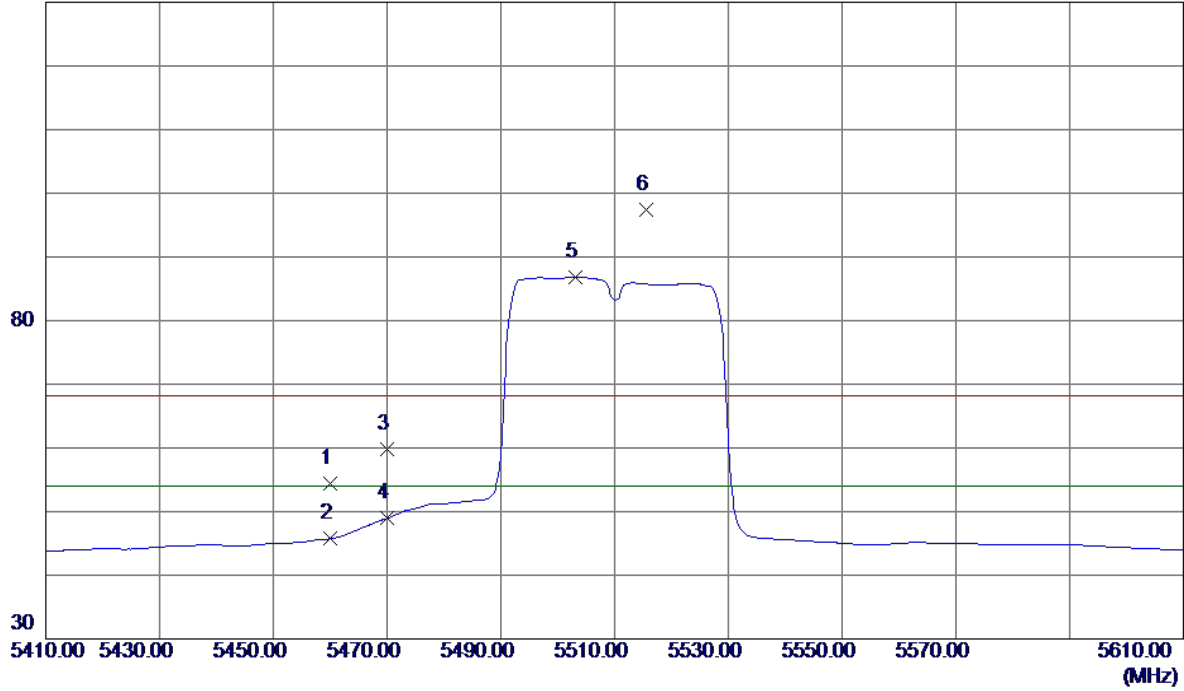


Orthogonal Axis :	X
Test Mode :	UNII-2C/ TX N40 Mode 5510MHz

Vertical

130 dBuV/m

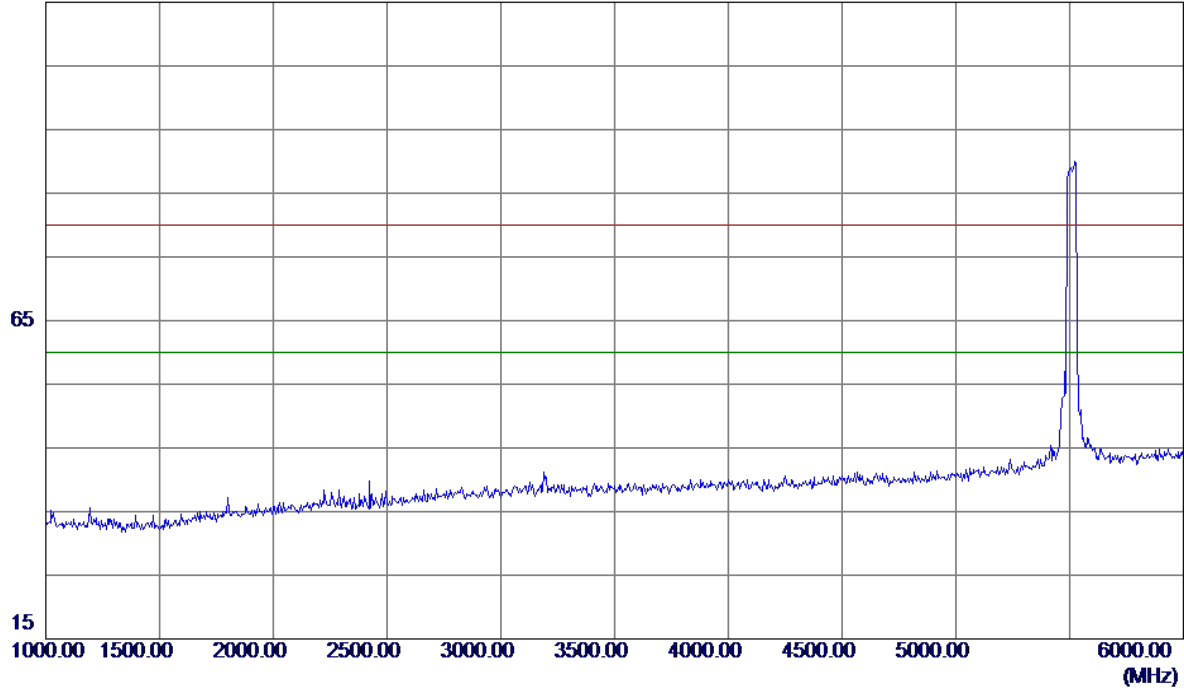


No.	Freq. MHz	Reading Level dBuV/m	Correct Factor dB	Measure ment dBuV/m	Limit dBuV/m	Margin dB	Detector	Comment
1	5460.0000	11.71	42.68	54.39	68.30	-13.91	Peak	
2	5460.0000	3.05	42.68	45.73	54.00	-8.27	AVG	
3	5470.0000	17.06	42.73	59.79	68.30	-8.51	Peak	
4	5470.0000	6.21	42.73	48.94	54.00	-5.06	AVG	
5 *	5503.2000	43.97	42.89	86.86	54.00	32.86	AVG	No Limit
6	5515.6000	54.49	42.93	97.42	68.30	29.12	Peak	No Limit

Orthogonal Axis :	X
Test Mode :	UNII-2C/ TX N40 Mode 5510MHz

Vertical

115 dBuV/m

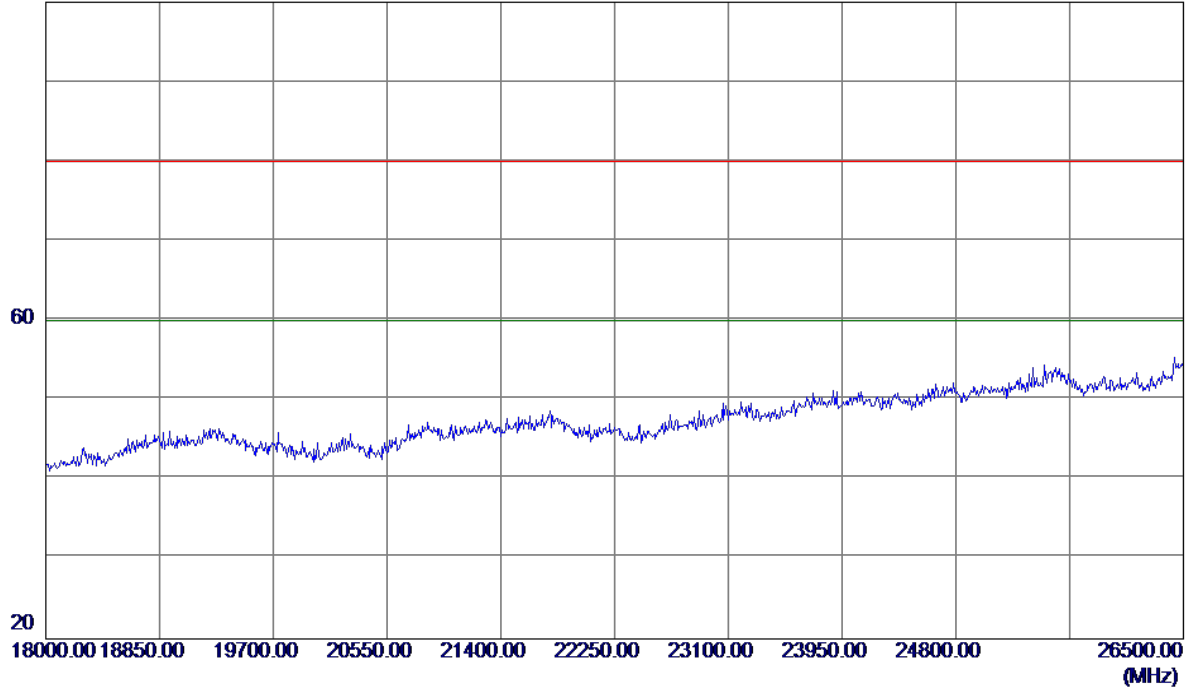


No.	Freq. MHz	Reading Level dBuV/m	Correct Factor dB	Measure ment dBuV/m	Limit dBuV/m	Margin dB	Detector	Comment

Orthogonal Axis :	X
Test Mode :	UNII-2C/ TX N40 Mode 5510MHz

Vertical

100 dBuV/m

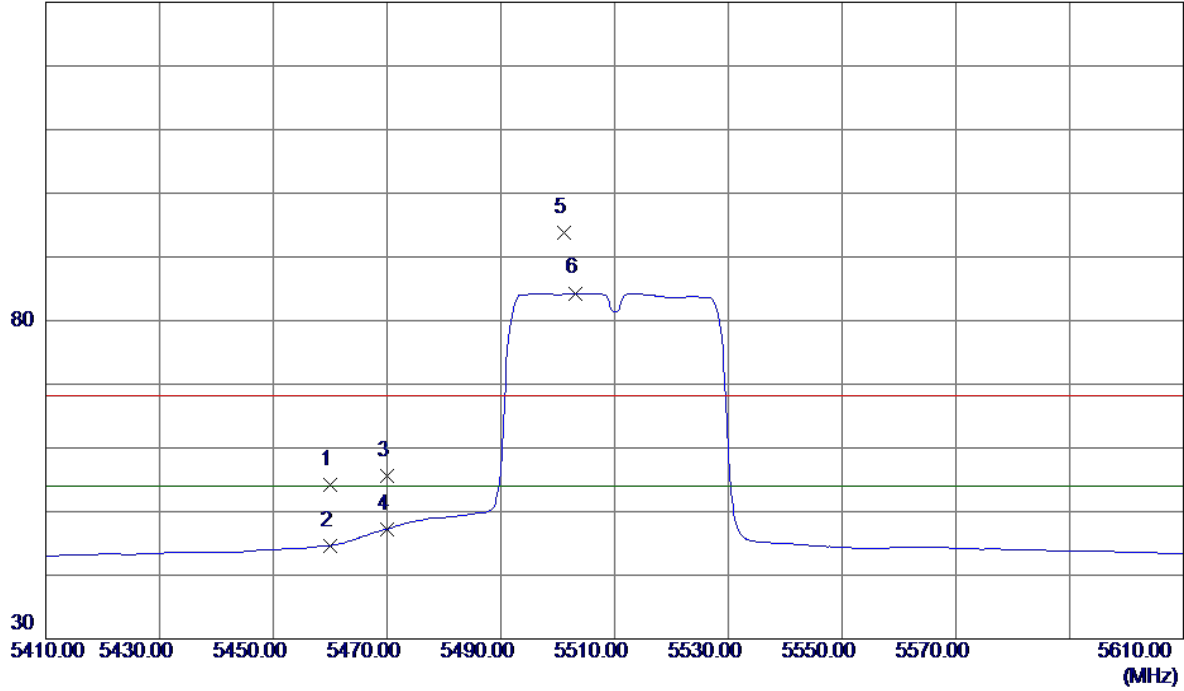


No.	Freq. MHz	Reading Level dBuV/m	Correct Factor dB	Measure ment dBuV/m	Limit dBuV/m	Margin dB	Detector	Comment

Orthogonal Axis :	X
Test Mode :	UNII-2C/ TX N40 Mode 5510MHz

Horizontal

130 dBuV/m

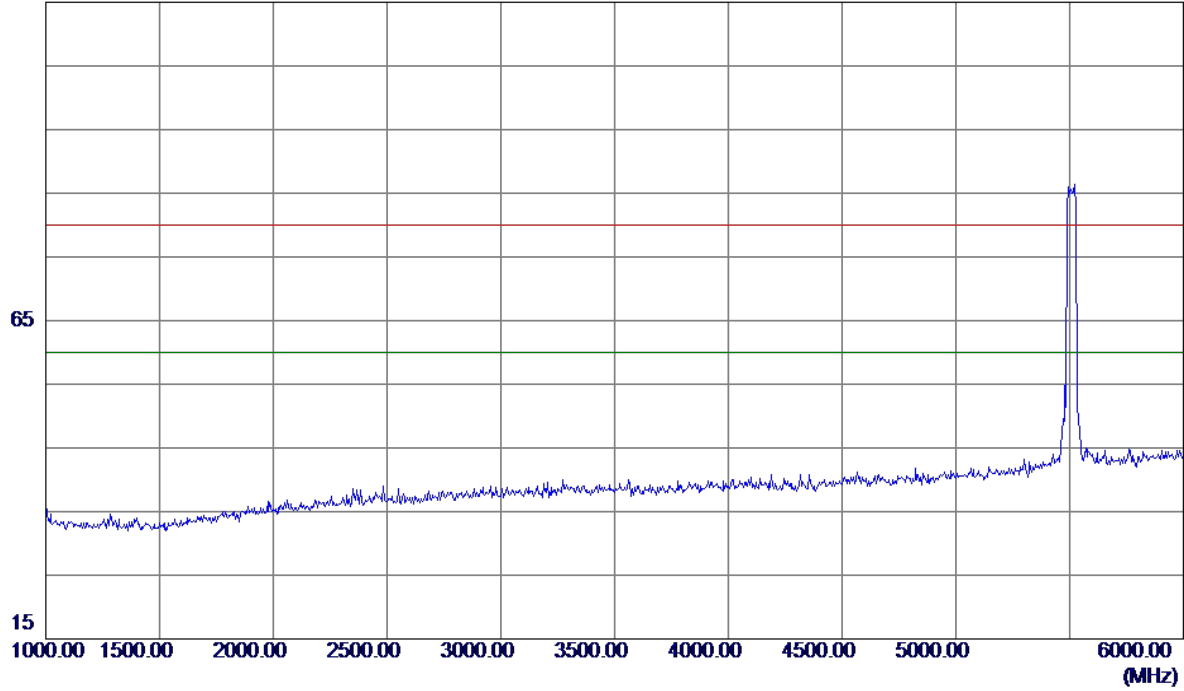


No.	Freq. MHz	Reading Level dBuV/m	Correct Factor dB	Measure ment dBuV/m	Limit dBuV/m	Margin dB	Detector	Comment
1	5460.0000	11.56	42.68	54.24	68.30	-14.06	Peak	
2	5460.0000	1.97	42.68	44.65	54.00	-9.35	AVG	
3	5470.0000	12.95	42.73	55.68	68.30	-12.62	Peak	
4	5470.0000	4.51	42.73	47.24	54.00	-6.76	AVG	
5	5501.2000	50.99	42.88	93.87	68.30	25.57	Peak	No Limit
6 *	5503.2000	41.41	42.89	84.30	54.00	30.30	AVG	No Limit

Orthogonal Axis :	X
Test Mode :	UNII-2C/ TX N40 Mode 5510MHz

Horizontal

115 dBuV/m

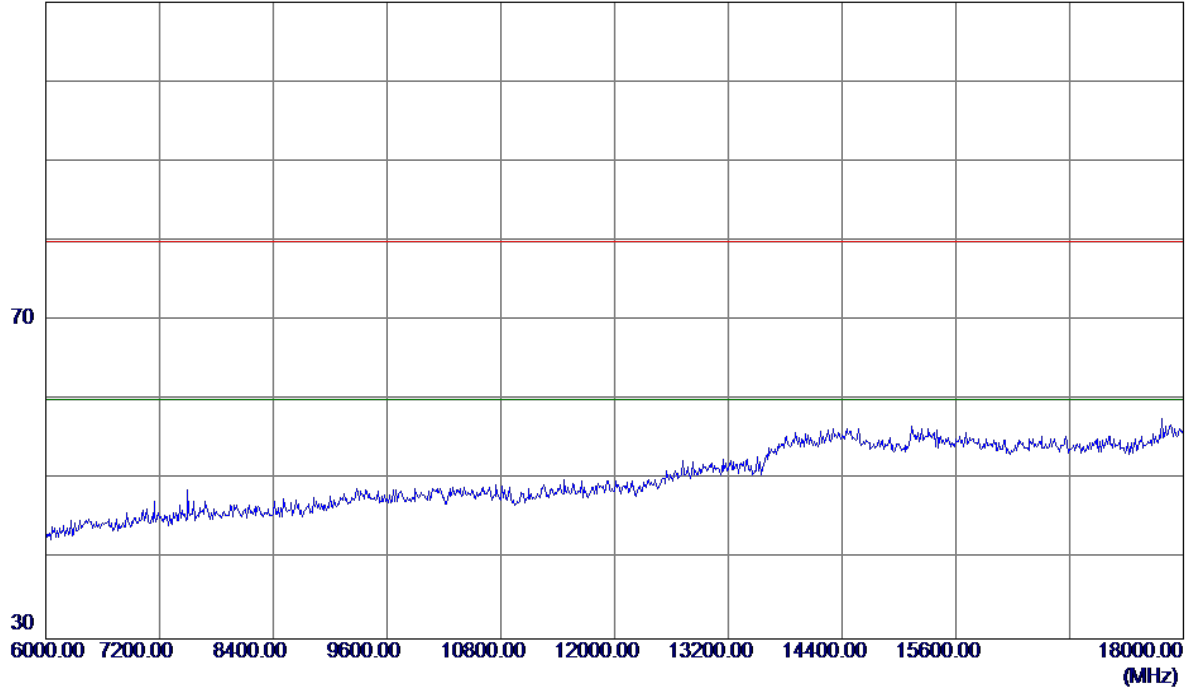


No.	Freq. MHz	Reading Level dBuV/m	Correct Factor dB	Measure ment dBuV/m	Limit dBuV/m	Margin dB	Detector	Comment
-----	--------------	----------------------------	-------------------------	---------------------------	-----------------	--------------	----------	---------

Orthogonal Axis :	X
Test Mode :	UNII-2C/ TX N40 Mode 5510MHz

Horizontal

110 dBuV/m

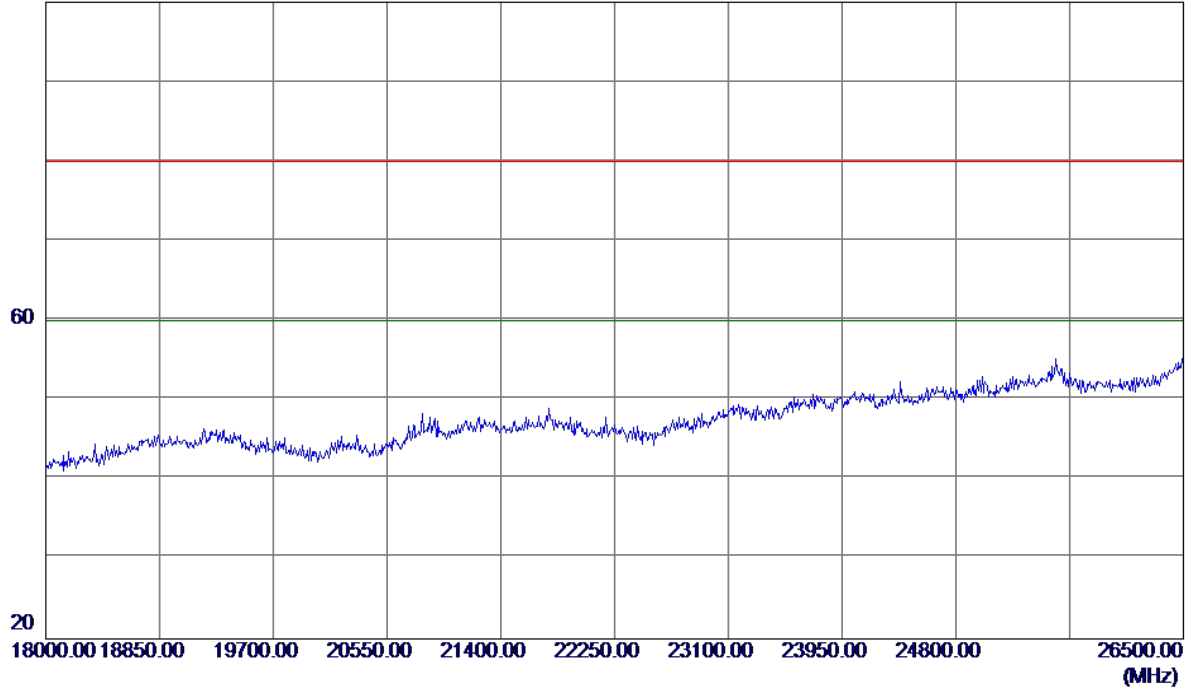


No.	Freq. MHz	Reading Level dBuV/m	Correct Factor dB	Measure ment dBuV/m	Limit dBuV/m	Margin dB	Detector	Comment

Orthogonal Axis :	X
Test Mode :	UNII-2C/ TX N40 Mode 5510MHz

Horizontal

100 dBuV/m

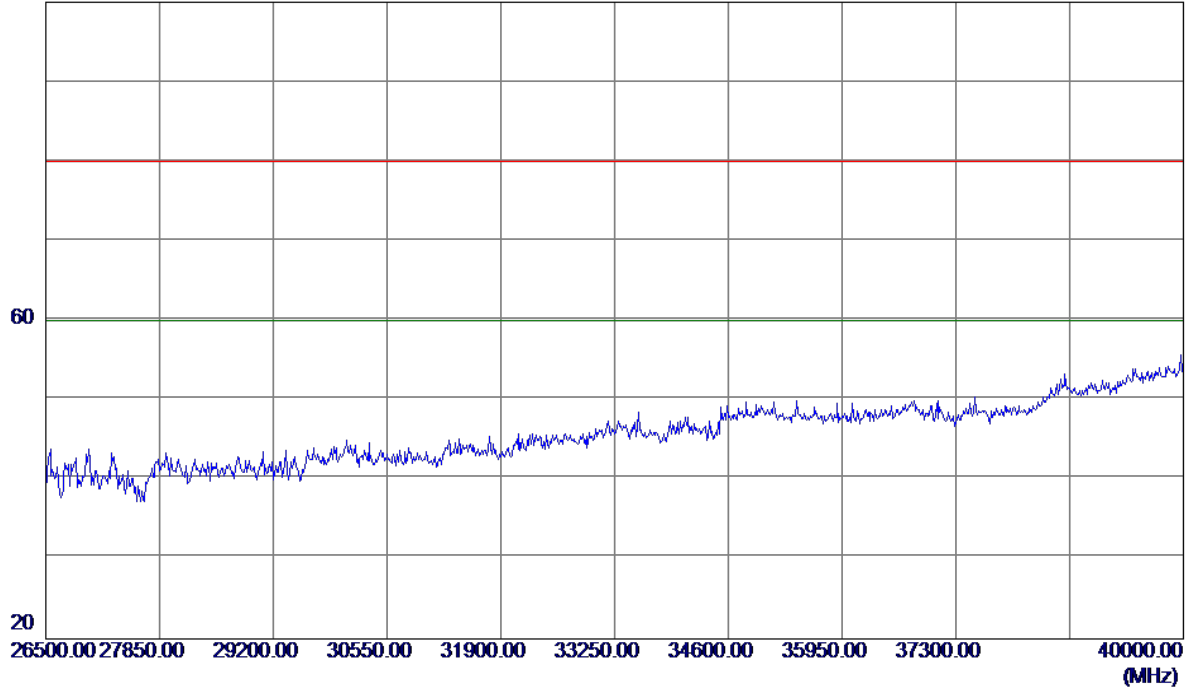


No.	Freq. MHz	Reading Level dBuV/m	Correct Factor dB	Measure ment dBuV/m	Limit dBuV/m	Margin dB	Detector	Comment

Orthogonal Axis :	X
Test Mode :	UNII-2C/ TX N40 Mode 5510MHz

Horizontal

100 dBuV/m

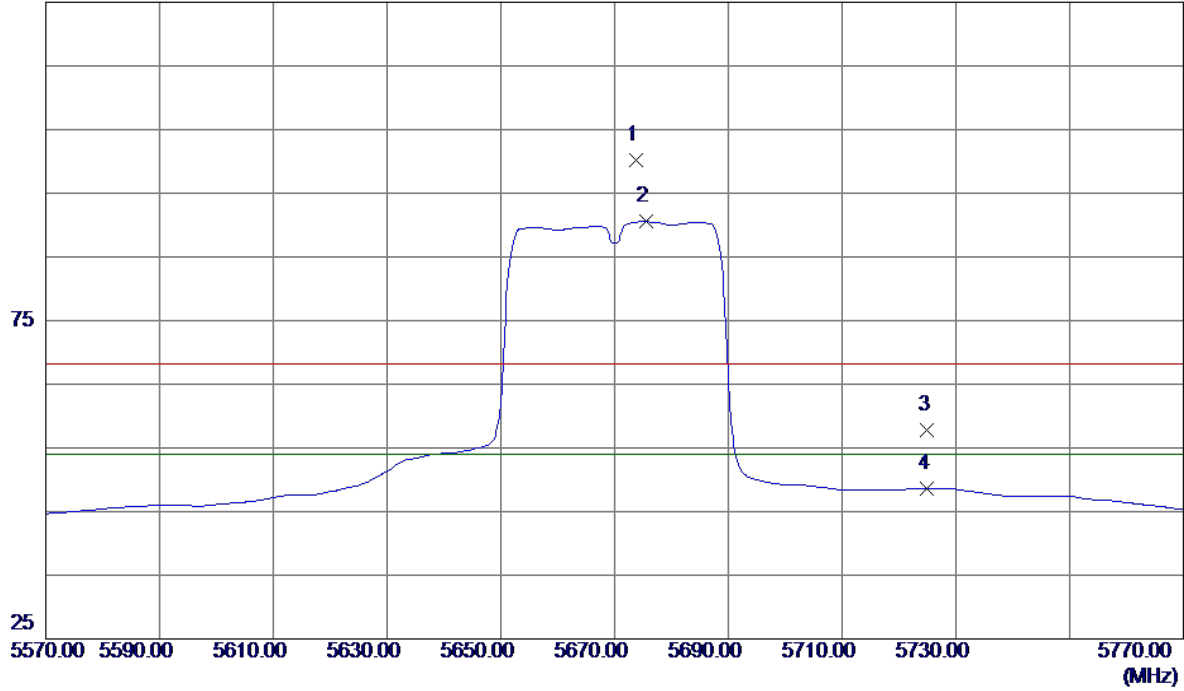


No.	Freq. MHz	Reading Level dBuV/m	Correct Factor dB	Measure ment dBuV/m	Limit dBuV/m	Margin dB	Detector	Comment

Orthogonal Axis :	X
Test Mode :	UNII-2C/ TX N40 Mode 5670MHz

Vertical

125 dBuV/m

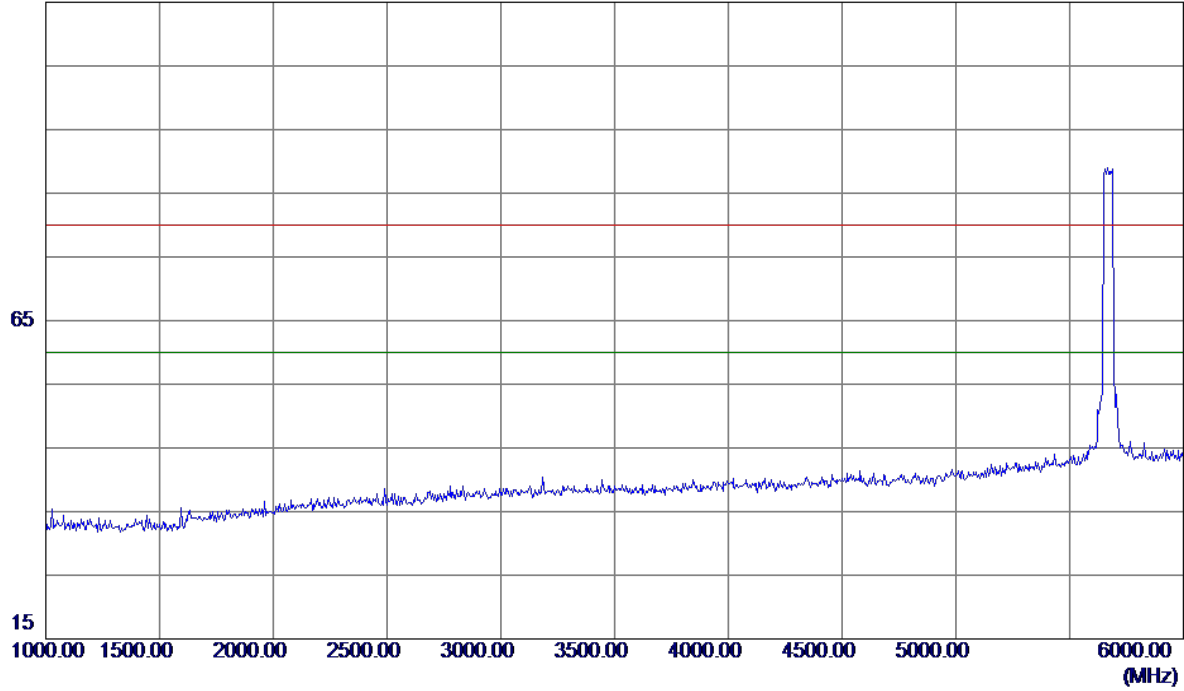


No.	Freq. MHz	Reading Level dBuV/m	Correct Factor dB	Measure ment dBuV/m	Limit dBuV/m	Margin dB	Detector	Comment
1	5673.8000	56.74	43.40	100.14	68.30	31.84	Peak	No Limit
2 *	5675.6000	47.12	43.41	90.53	54.00	36.53	AVG	No Limit
3	5725.0000	14.29	43.56	57.85	68.30	-10.45	Peak	
4	5725.0000	5.06	43.56	48.62	54.00	-5.38	AVG	

Orthogonal Axis :	X
Test Mode :	UNII-2C/ TX N40 Mode 5670MHz

Vertical

115 dBuV/m

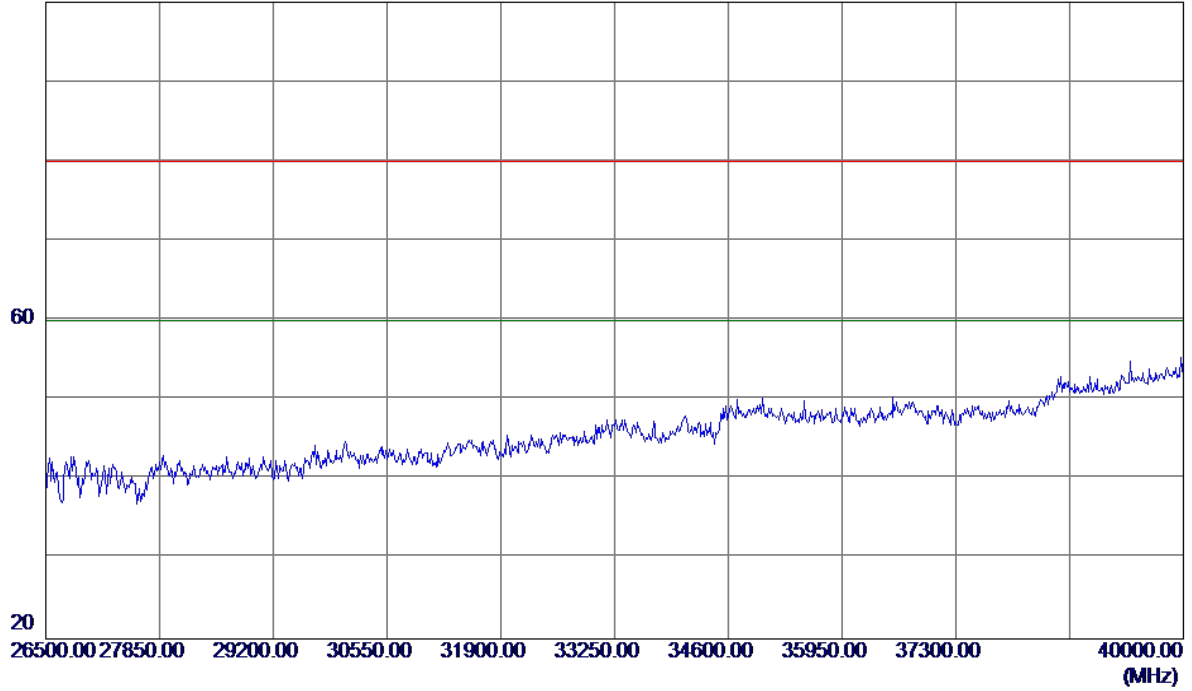


No.	Freq. MHz	Reading Level dBuV/m	Correct Factor dB	Measure ment dBuV/m	Limit dBuV/m	Margin dB	Detector	Comment
-----	--------------	----------------------------	-------------------------	---------------------------	-----------------	--------------	----------	---------

Orthogonal Axis :	X
Test Mode :	UNII-2C/ TX N40 Mode 5670MHz

Vertical

100 dBuV/m

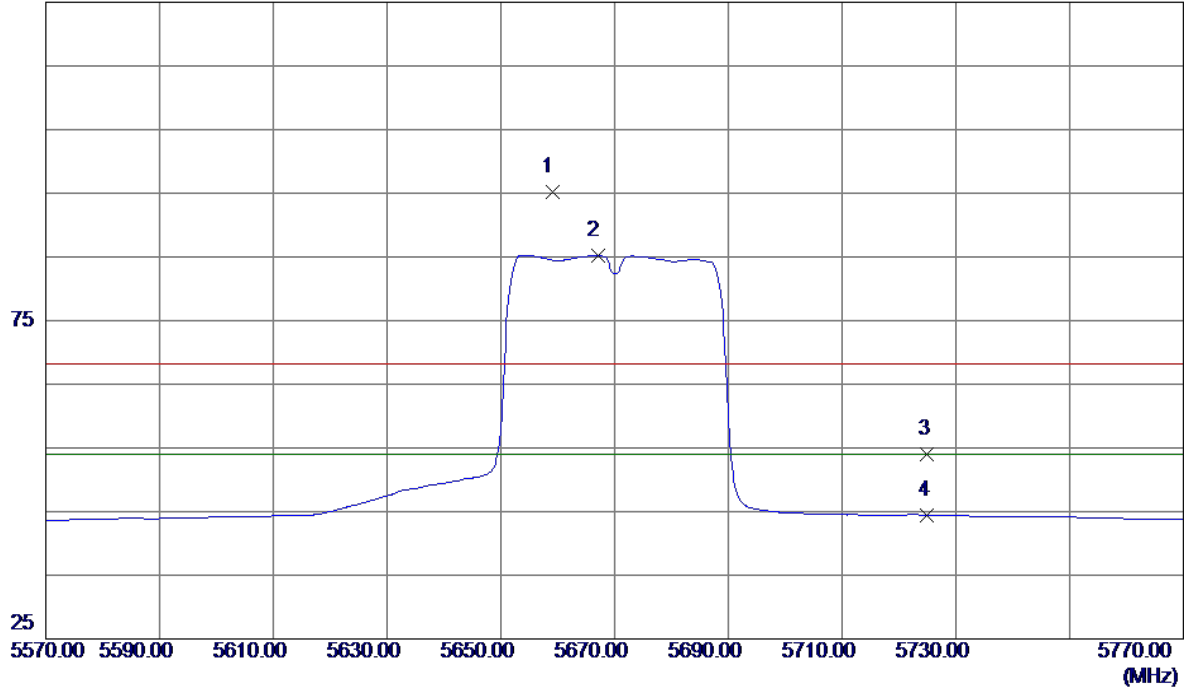


No.	Freq. MHz	Reading Level dBuV/m	Correct Factor dB	Measure ment dBuV/m	Limit dBuV/m	Margin dB	Detector	Comment
-----	--------------	----------------------------	-------------------------	---------------------------	-----------------	--------------	----------	---------

Orthogonal Axis :	X
Test Mode :	UNII-2C/ TX N40 Mode 5670MHz

Horizontal

125 dBuV/m

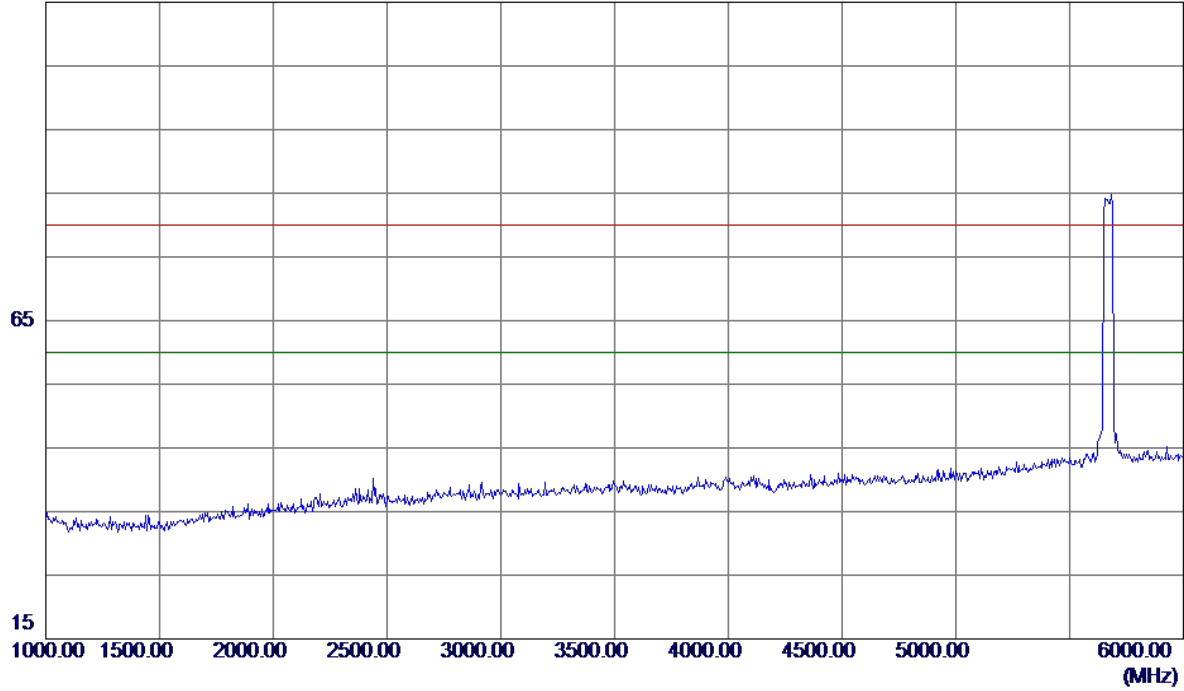


No.	Freq. MHz	Reading Level dBuV/m	Correct Factor dB	Measure ment dBuV/m	Limit dBuV/m	Margin dB	Detector	Comment
1	5659.0000	51.83	43.36	95.19	68.30	26.89	Peak	No Limit
2 *	5667.0000	41.82	43.38	85.20	54.00	31.20	AVG	No Limit
3	5725.0000	10.39	43.56	53.95	68.30	-14.35	Peak	
4	5725.0000	0.89	43.56	44.45	54.00	-9.55	AVG	

Orthogonal Axis :	X
Test Mode :	UNII-2C/ TX N40 Mode 5670MHz

Horizontal

115 dBuV/m

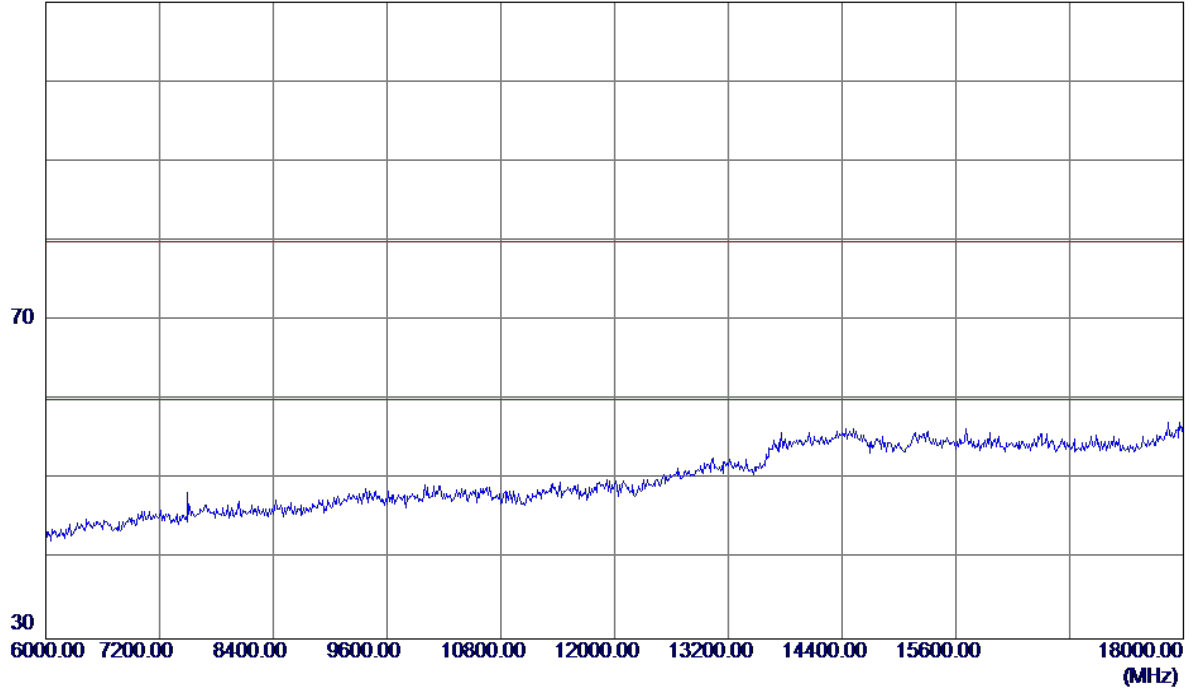


No.	Freq. MHz	Reading Level dBuV/m	Correct Factor dB	Measure ment dBuV/m	Limit dBuV/m	Margin dB	Detector	Comment

Orthogonal Axis :	X
Test Mode :	UNII-2C/ TX N40 Mode 5670MHz

Horizontal

110 dBuV/m

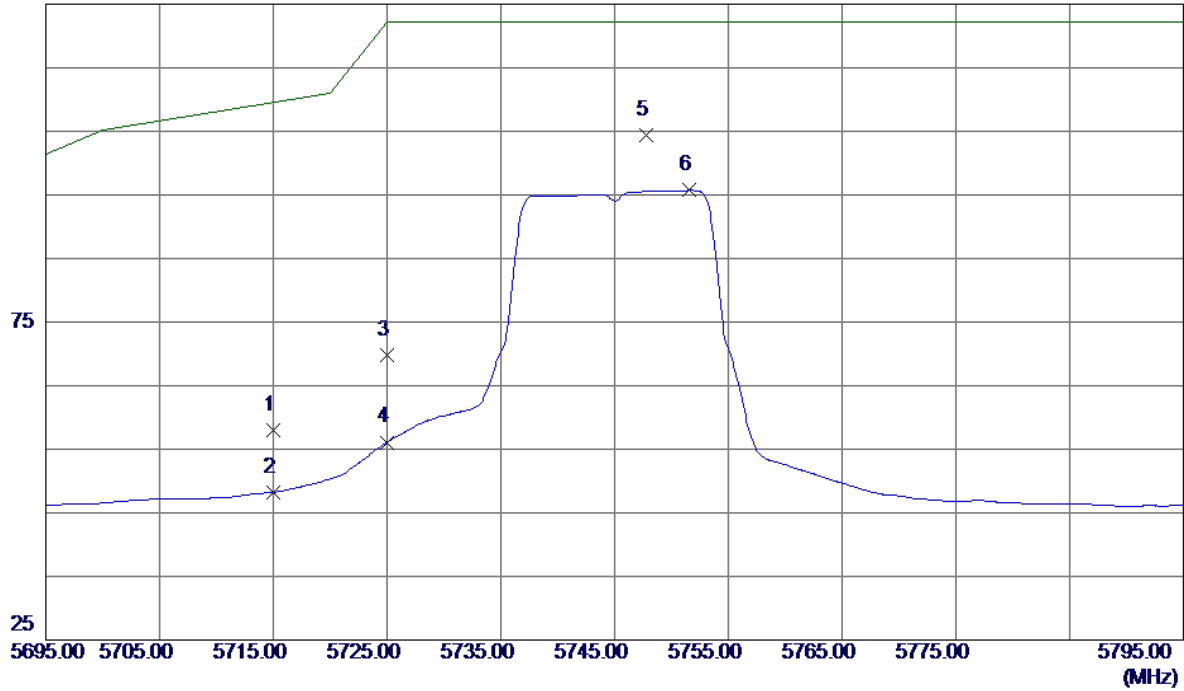


No.	Freq. MHz	Reading Level dBuV/m	Correct Factor dB	Measure ment dBuV/m	Limit dBuV/m	Margin dB	Detector	Comment

Orthogonal Axis:	X
Test Mode:	UNII-3/TX A Mode 5745MHz

Vertical

125 dBuV/m

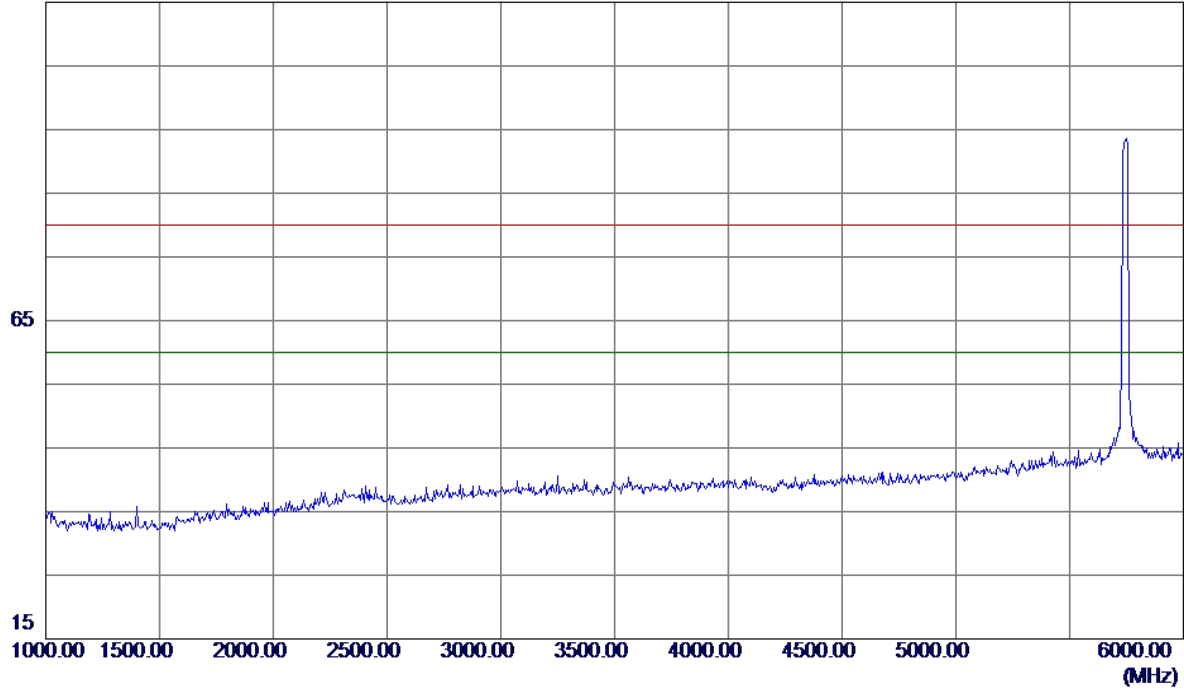


No.	Freq. MHz	Reading Level dBuV/m	Correct Factor dB	Measure ment dBuV/m	Limit dBuV/m	Margin dB	Detector	Comment
1	5715.0000	14.55	43.53	58.08	109.50	-51.42	Peak	
2	5715.0000	4.72	43.53	48.25	109.50	-61.25	AVG	
3	5725.0000	26.20	43.56	69.76	122.30	-52.54	Peak	
4	5725.0000	12.54	43.56	56.10	122.30	-66.20	AVG	
5 *	5747.8000	60.79	43.63	104.42	122.30	-17.88	Peak	
6	5751.6000	52.07	43.64	95.71	122.30	-26.59	AVG	

Orthogonal Axis:	X
Test Mode:	UNII-3/TX A Mode 5745MHz

Vertical

115 dBuV/m

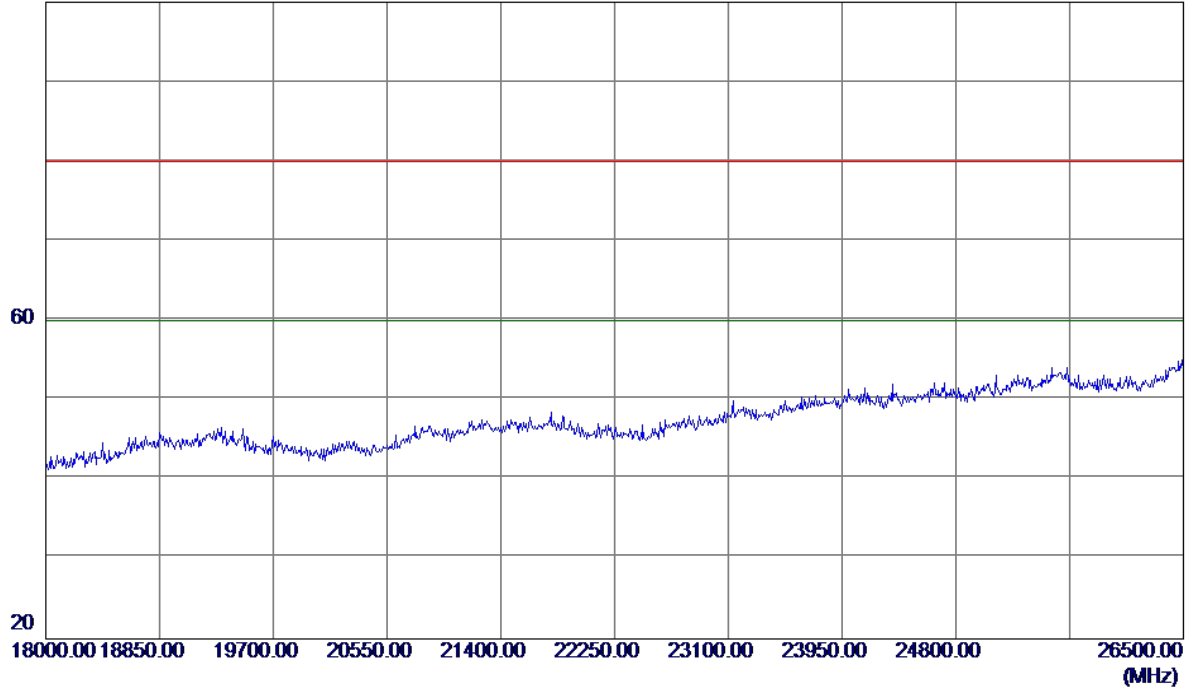


No.	Freq. MHz	Reading Level dBuV/m	Correct Factor dB	Measure ment dBuV/m	Limit dBuV/m	Margin dB	Detector	Comment
-----	--------------	----------------------------	-------------------------	---------------------------	-----------------	--------------	----------	---------

Orthogonal Axis:	X
Test Mode:	UNII-3/TX A Mode 5745MHz

Vertical

100 dBuV/m

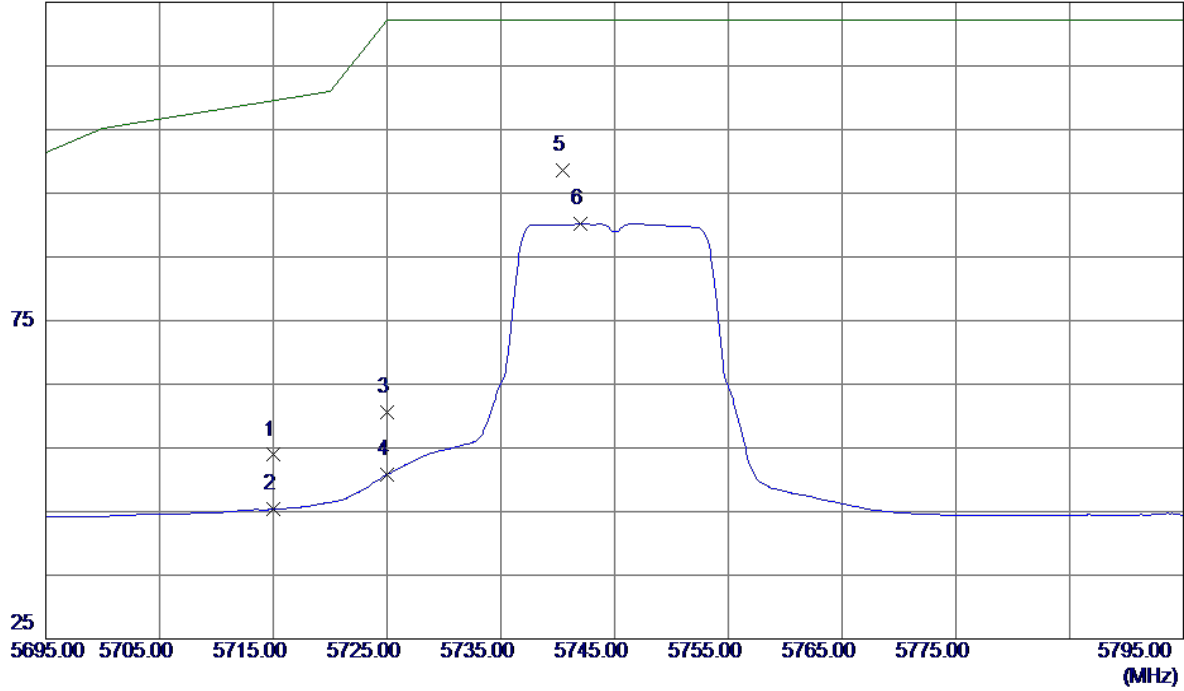


No.	Freq. MHz	Reading Level dBuV/m	Correct Factor dB	Measure ment dBuV/m	Limit dBuV/m	Margin dB	Detector	Comment

Orthogonal Axis:	X
Test Mode:	UNII-3/TX A Mode 5745MHz

Horizontal

125 dBuV/m

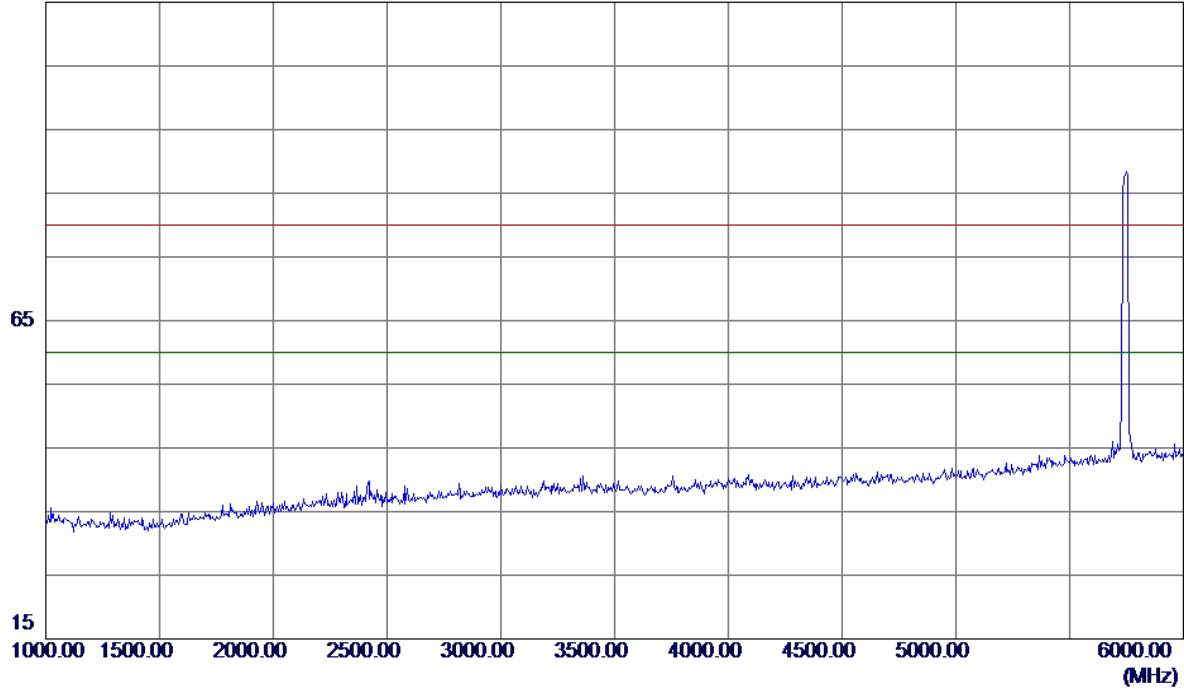


No.	Freq. MHz	Reading Level dBuV/m	Correct Factor dB	Measure ment dBuV/m	Limit dBuV/m	Margin dB	Detector	Comment
1	5715.0000	10.37	43.53	53.90	109.50	-55.60	Peak	
2	5715.0000	1.81	43.53	45.34	109.50	-64.16	AVG	
3	5725.0000	17.01	43.56	60.57	122.30	-61.73	Peak	
4	5725.0000	7.28	43.56	50.84	122.30	-71.46	AVG	
5 *	5740.4000	54.94	43.61	98.55	122.30	-23.75	Peak	
6	5742.0000	46.55	43.61	90.16	122.30	-32.14	AVG	

Orthogonal Axis:	X
Test Mode:	UNII-3/TX A Mode 5745MHz

Horizontal

115 dBuV/m

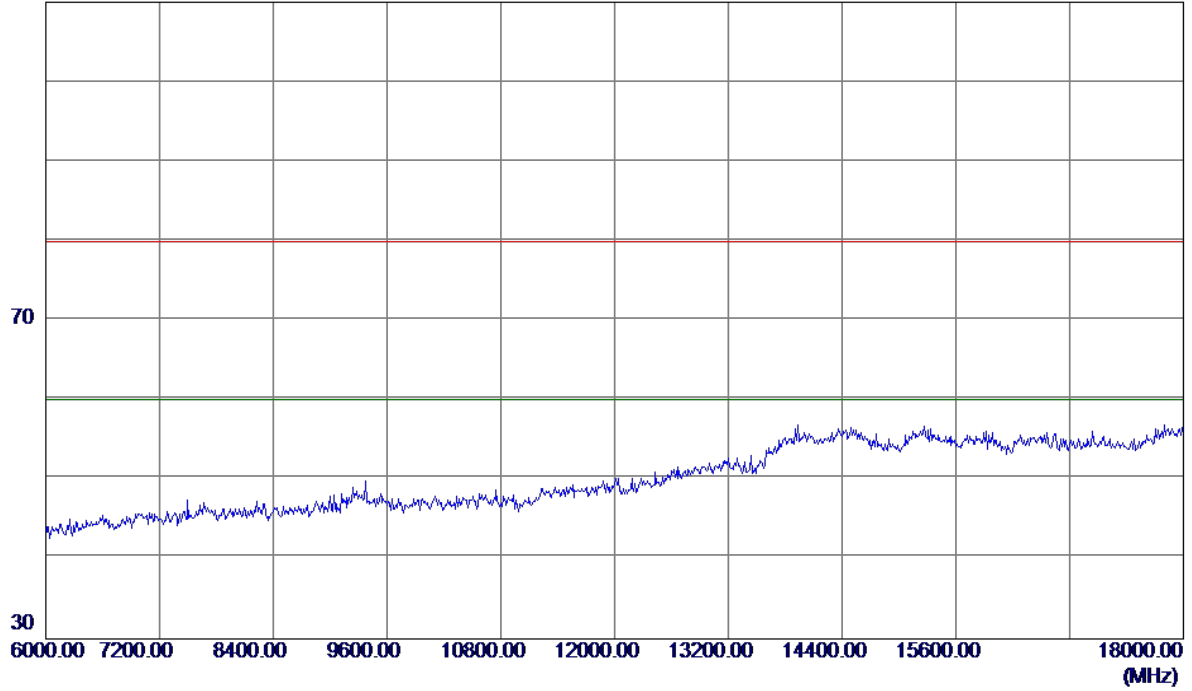


No.	Freq. MHz	Reading Level dBuV/m	Correct Factor dB	Measure ment dBuV/m	Limit dBuV/m	Margin dB	Detector	Comment
-----	--------------	----------------------------	-------------------------	---------------------------	-----------------	--------------	----------	---------

Orthogonal Axis:	X
Test Mode:	UNII-3/TX A Mode 5745MHz

Horizontal

110 dBuV/m

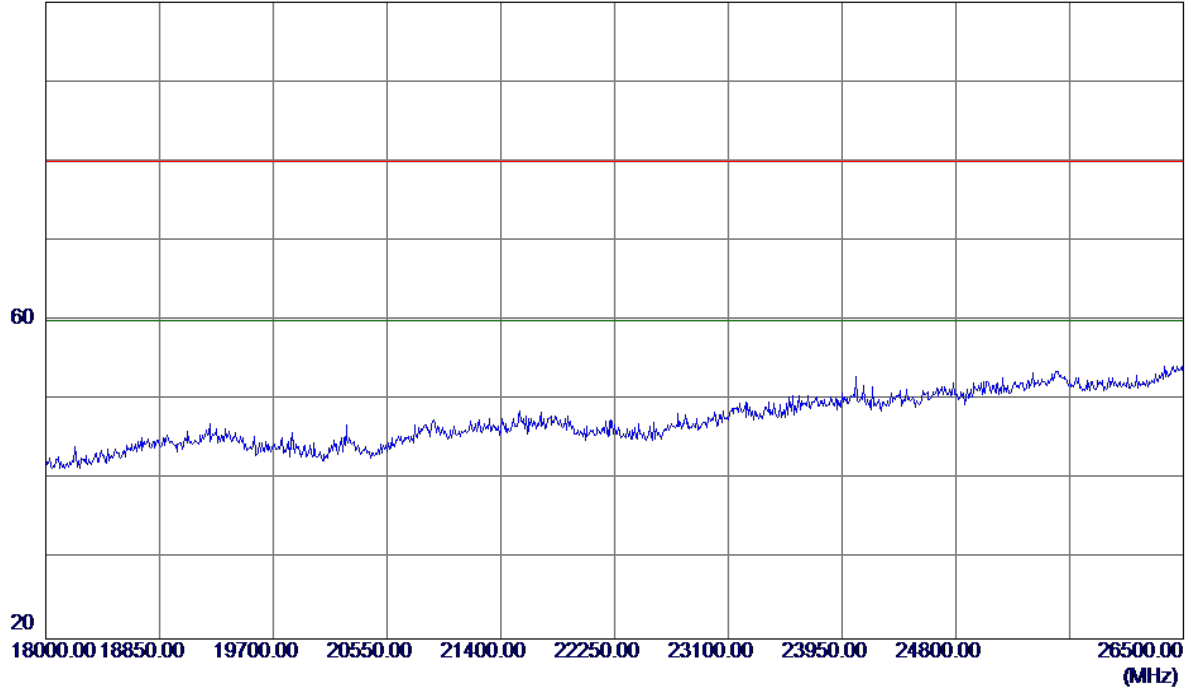


No.	Freq. MHz	Reading Level dBuV/m	Correct Factor dB	Measure ment dBuV/m	Limit dBuV/m	Margin dB	Detector	Comment

Orthogonal Axis:	X
Test Mode:	UNII-3/TX A Mode 5745MHz

Horizontal

100 dBuV/m

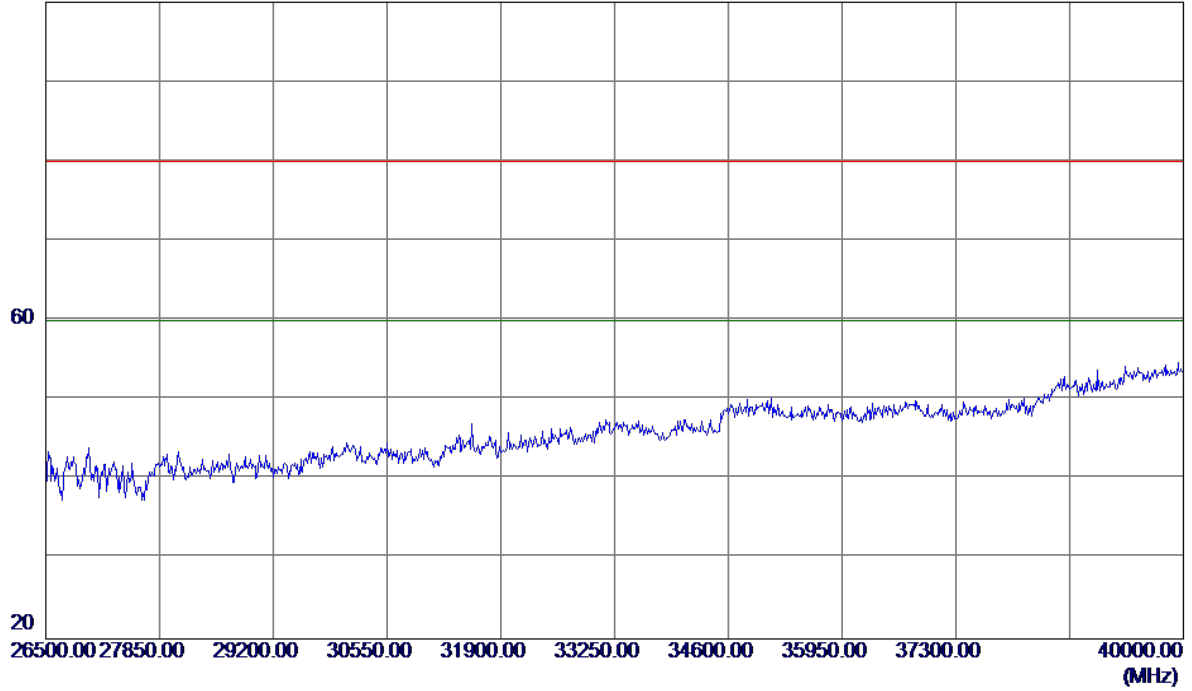


No.	Freq. MHz	Reading Level dBuV/m	Correct Factor dB	Measure ment dBuV/m	Limit dBuV/m	Margin dB	Detector	Comment

Orthogonal Axis:	X
Test Mode:	UNII-3/TX A Mode 5745MHz

Horizontal

100 dBuV/m

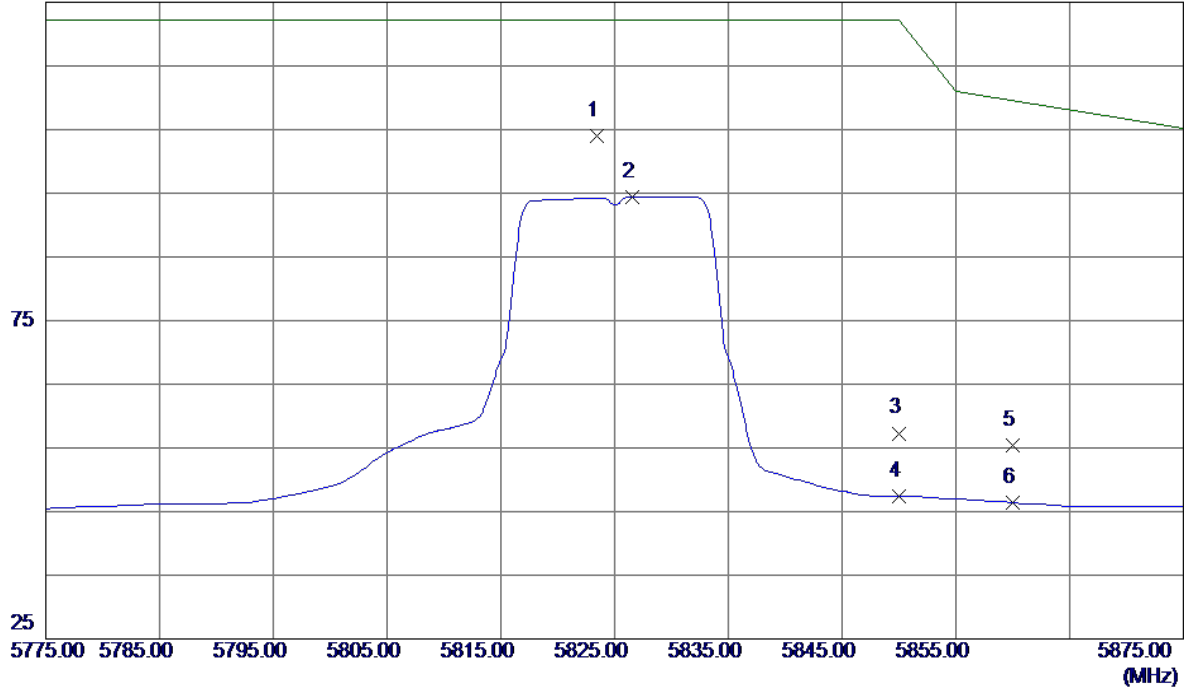


No.	Freq. MHz	Reading Level dBuV/m	Correct Factor dB	Measure ment dBuV/m	Limit dBuV/m	Margin dB	Detector	Comment

Orthogonal Axis:	X
Test Mode:	UNII-3/TX A Mode 5825MHz

Vertical

125 dBuV/m

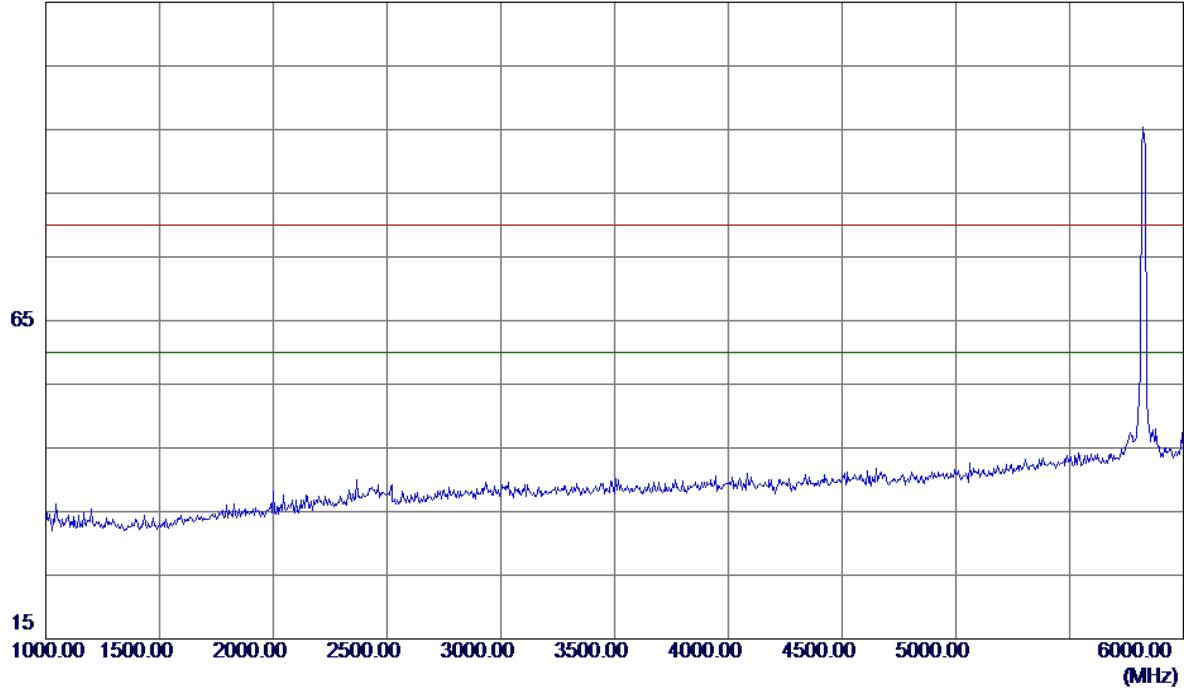


No.	Freq. MHz	Reading Level dBuV/m	Correct Factor dB	Measure ment dBuV/m	Limit dBuV/m	Margin dB	Detector	Comment
1 *	5823.4000	60.08	43.86	103.94	122.30	-18.36	Peak	
2	5826.6000	50.56	43.87	94.43	122.30	-27.87	AVG	
3	5850.0000	13.36	43.94	57.30	122.30	-65.00	Peak	
4	5850.0000	3.49	43.94	47.43	122.30	-74.87	AVG	
5	5860.0000	11.46	43.97	55.43	109.50	-54.07	Peak	
6	5860.0000	2.42	43.97	46.39	109.50	-63.11	AVG	

Orthogonal Axis:	X
Test Mode:	UNII-3/TX A Mode 5825MHz

Vertical

115 dBuV/m

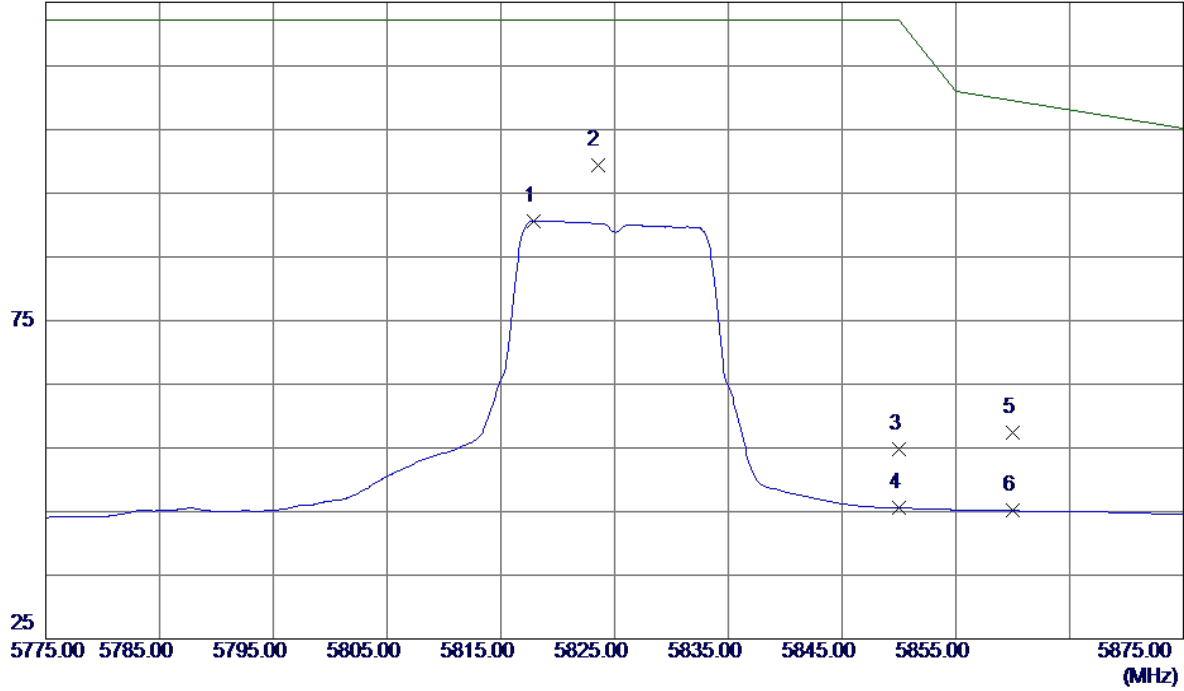


No.	Freq. MHz	Reading Level dBuV/m	Correct Factor dB	Measure ment dBuV/m	Limit dBuV/m	Margin dB	Detector	Comment
-----	--------------	----------------------------	-------------------------	---------------------------	-----------------	--------------	----------	---------

Orthogonal Axis:	X
Test Mode:	UNII-3/TX A Mode 5825MHz

Horizontal

125 dBuV/m

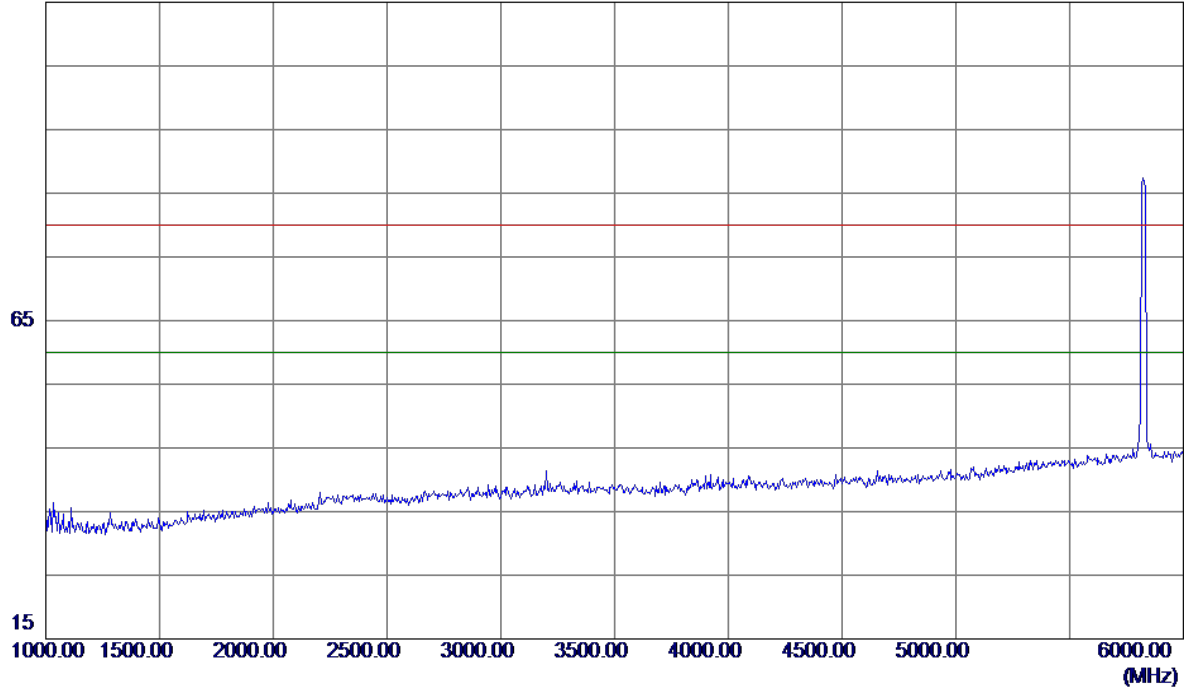


No.	Freq. MHz	Reading Level dBuV/m	Correct Factor dB	Measure ment dBuV/m	Limit dBuV/m	Margin dB	Detector	Comment
1	5817.9000	46.80	43.84	90.64	122.30	-31.66	AVG	
2 *	5823.5000	55.61	43.86	99.47	122.30	-22.83	Peak	
3	5850.0000	10.89	43.94	54.83	122.30	-67.47	Peak	
4	5850.0000	1.64	43.94	45.58	122.30	-76.72	AVG	
5	5860.0000	13.42	43.97	57.39	109.50	-52.11	Peak	
6	5860.0000	1.17	43.97	45.14	109.50	-64.36	AVG	

Orthogonal Axis:	X
Test Mode:	UNII-3/TX A Mode 5825MHz

Horizontal

115 dBuV/m

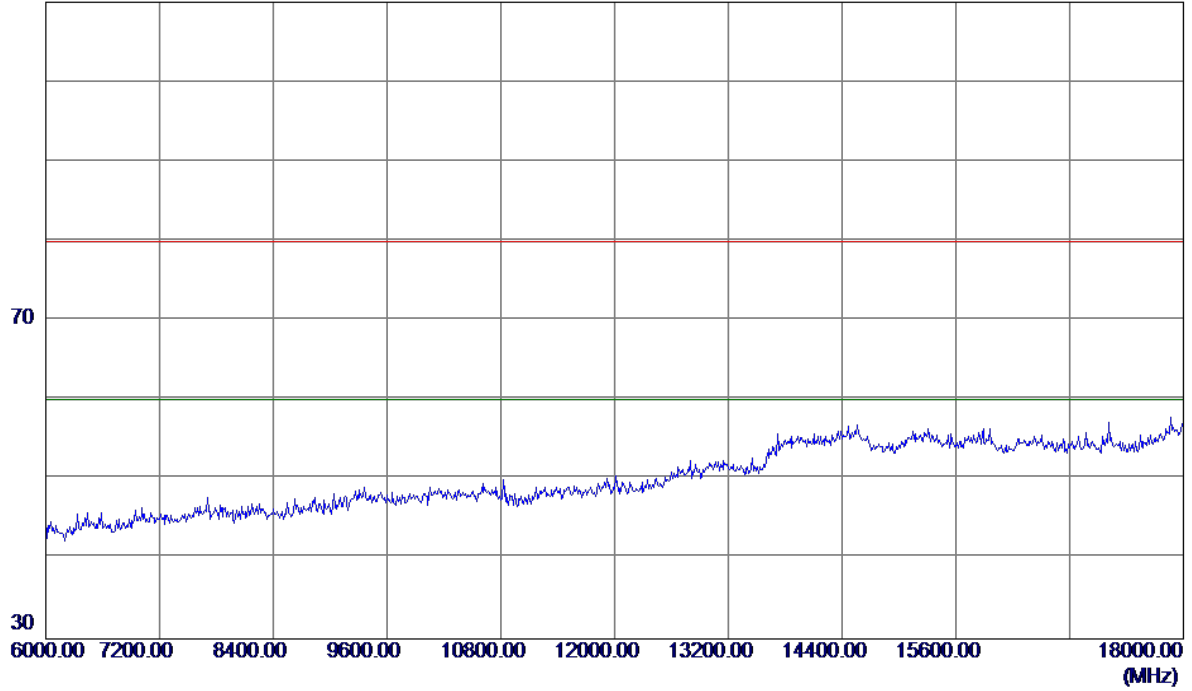


No.	Freq. MHz	Reading Level dBuV/m	Correct Factor dB	Measure ment dBuV/m	Limit dBuV/m	Margin dB	Detector	Comment
-----	--------------	----------------------------	-------------------------	---------------------------	-----------------	--------------	----------	---------

Orthogonal Axis:	X
Test Mode:	UNII-3/TX A Mode 5825MHz

Horizontal

110 dBuV/m

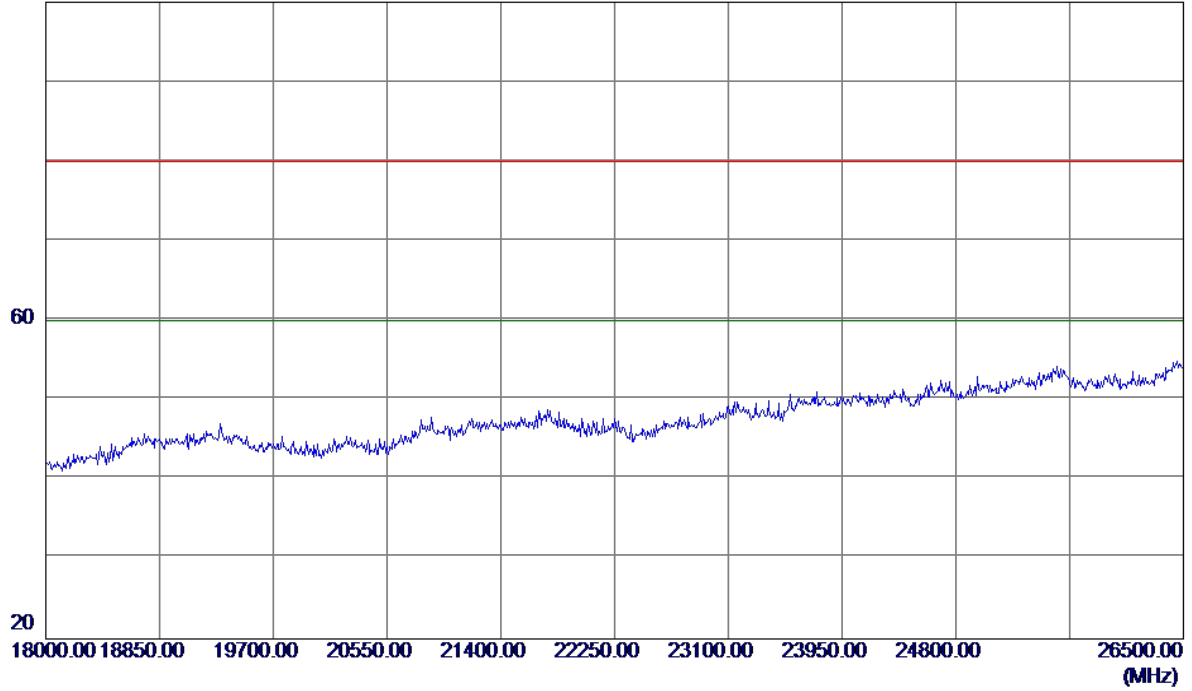


No.	Freq. MHz	Reading Level dBuV/m	Correct Factor dB	Measure ment dBuV/m	Limit dBuV/m	Margin dB	Detector	Comment

Orthogonal Axis:	X
Test Mode:	UNII-3/TX A Mode 5825MHz

Horizontal

100 dBuV/m

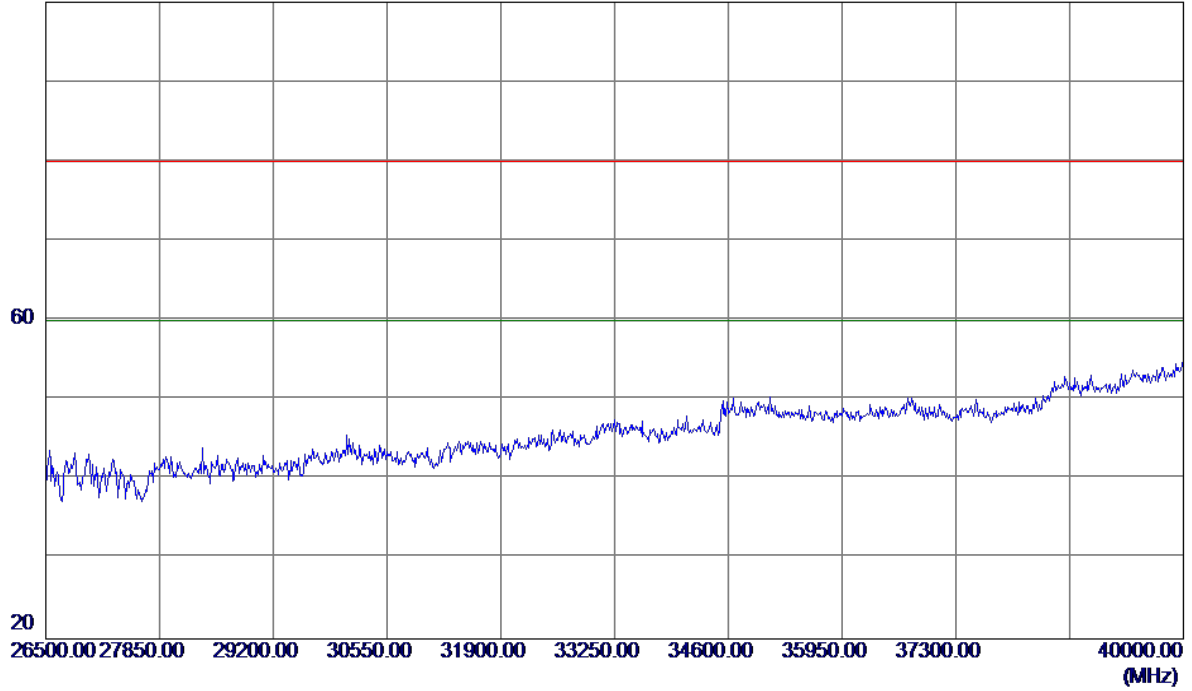


No.	Freq. MHz	Reading Level dBuV/m	Correct Factor dB	Measure ment dBuV/m	Limit dBuV/m	Margin dB	Detector	Comment

Orthogonal Axis:	X
Test Mode:	UNII-3/TX A Mode 5825MHz

Horizontal

100 dBuV/m

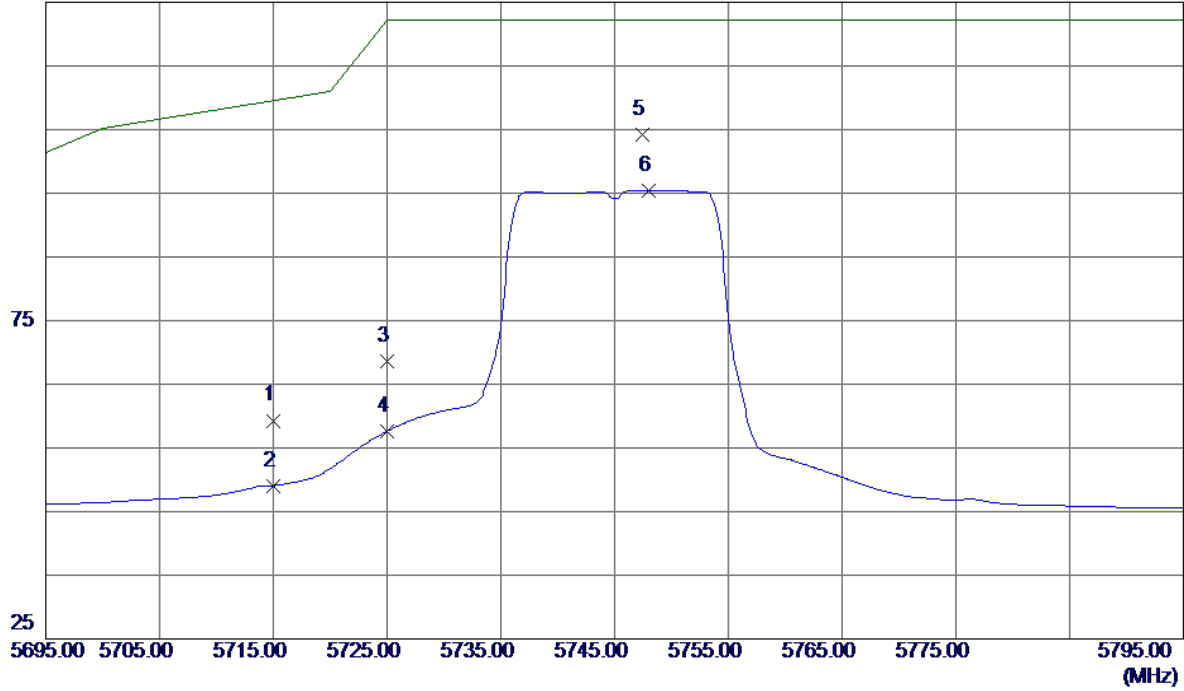


No.	Freq. MHz	Reading Level dBuV/m	Correct Factor dB	Measure ment dBuV/m	Limit dBuV/m	Margin dB	Detector	Comment
-----	--------------	----------------------------	-------------------------	---------------------------	-----------------	--------------	----------	---------

Orthogonal Axis:	X
Test Mode:	UNII-3/TX N20 Mode 5745MHz

Vertical

125 dBuV/m

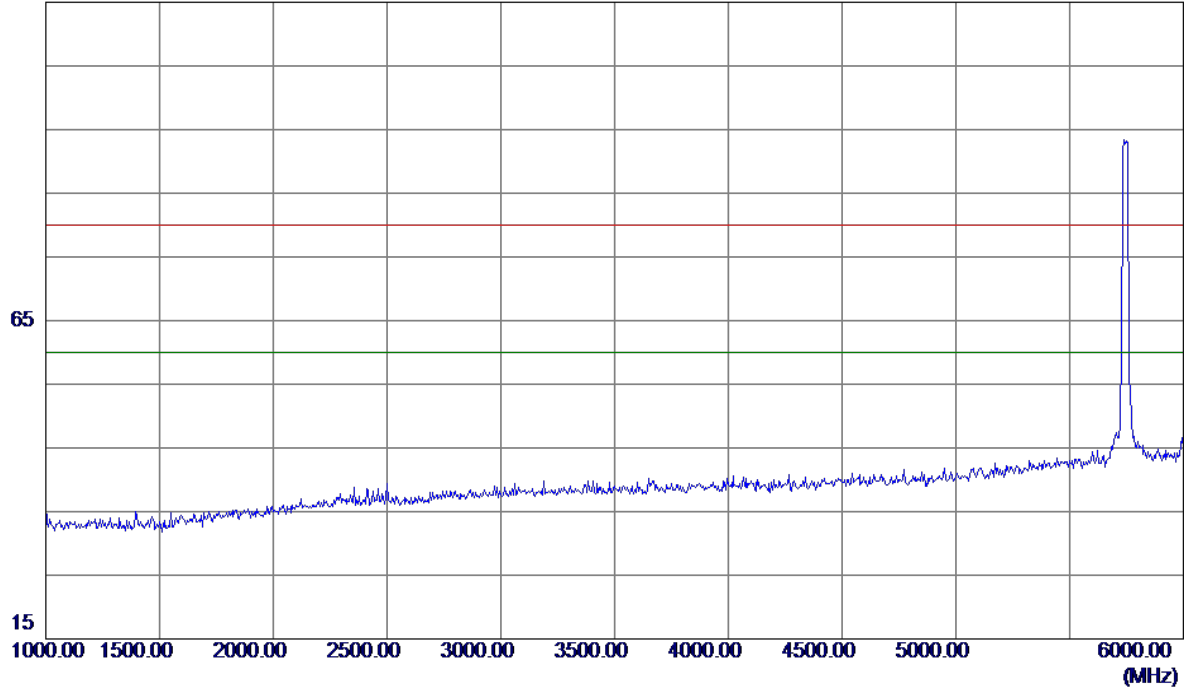


No.	Freq. MHz	Reading Level dBuV/m	Correct Factor dB	Measure ment dBuV/m	Limit dBuV/m	Margin dB	Detector	Comment
1	5715.0000	15.77	43.53	59.30	109.50	-50.20	Peak	
2	5715.0000	5.54	43.53	49.07	109.50	-60.43	AVG	
3	5725.0000	25.01	43.56	68.57	122.30	-53.73	Peak	
4	5725.0000	14.07	43.56	57.63	122.30	-64.67	AVG	
5 *	5747.4000	60.48	43.63	104.11	122.30	-18.19	Peak	
6	5748.0000	51.80	43.63	95.43	122.30	-26.87	AVG	

Orthogonal Axis:	X
Test Mode:	UNII-3/TX N20 Mode 5745MHz

Vertical

115 dBuV/m

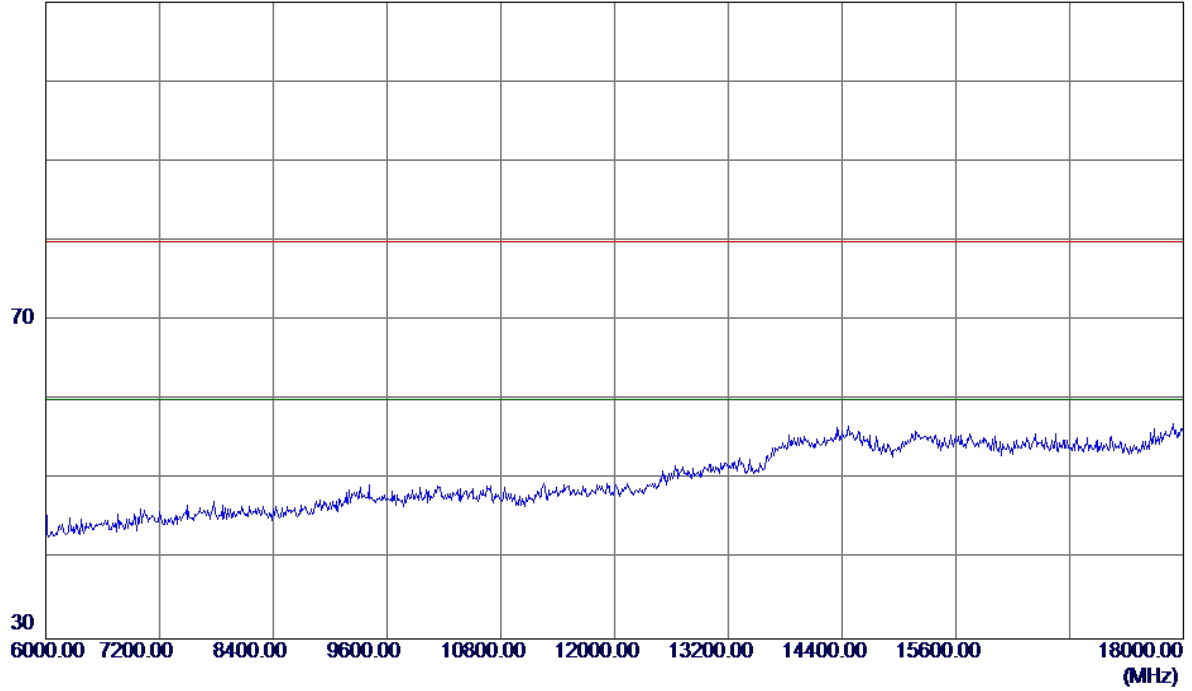


No.	Freq. MHz	Reading Level dBuV/m	Correct Factor dB	Measure ment dBuV/m	Limit dBuV/m	Margin dB	Detector	Comment
-----	--------------	----------------------------	-------------------------	---------------------------	-----------------	--------------	----------	---------

Orthogonal Axis:	X
Test Mode:	UNII-3/TX N20 Mode 5745MHz

Vertical

110 dBuV/m

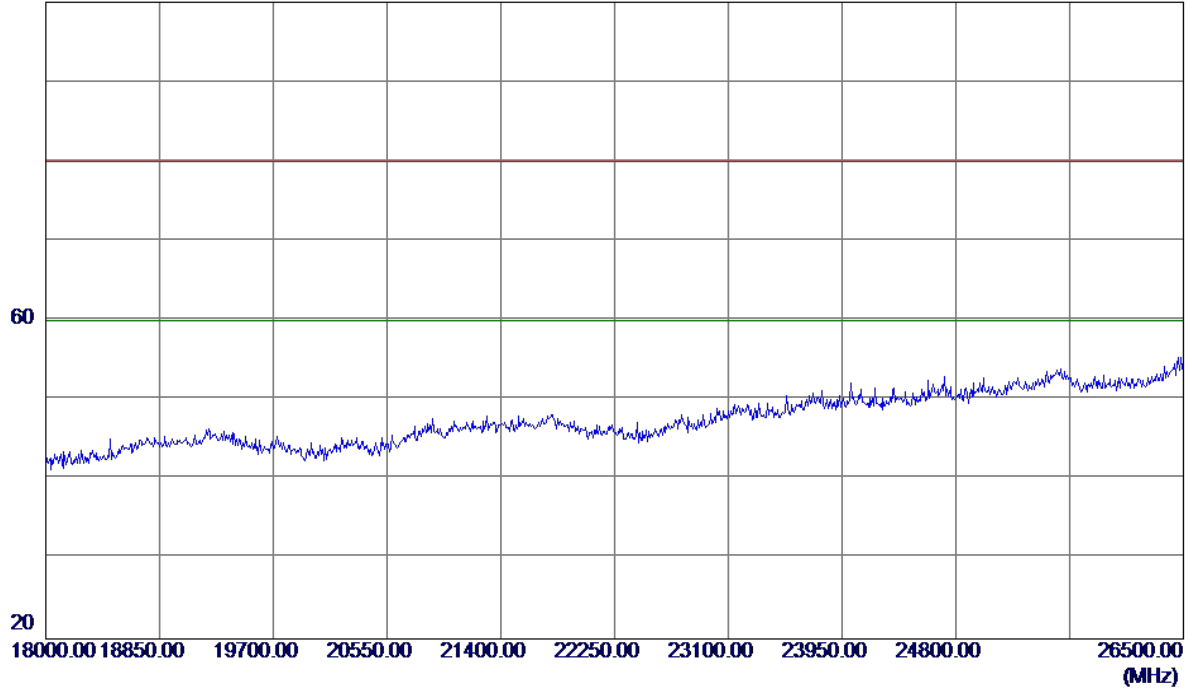


No.	Freq. MHz	Reading Level dBuV/m	Correct Factor dB	Measure ment dBuV/m	Limit dBuV/m	Margin dB	Detector	Comment

Orthogonal Axis:	X
Test Mode:	UNII-3/TX N20 Mode 5745MHz

Vertical

100 dBuV/m

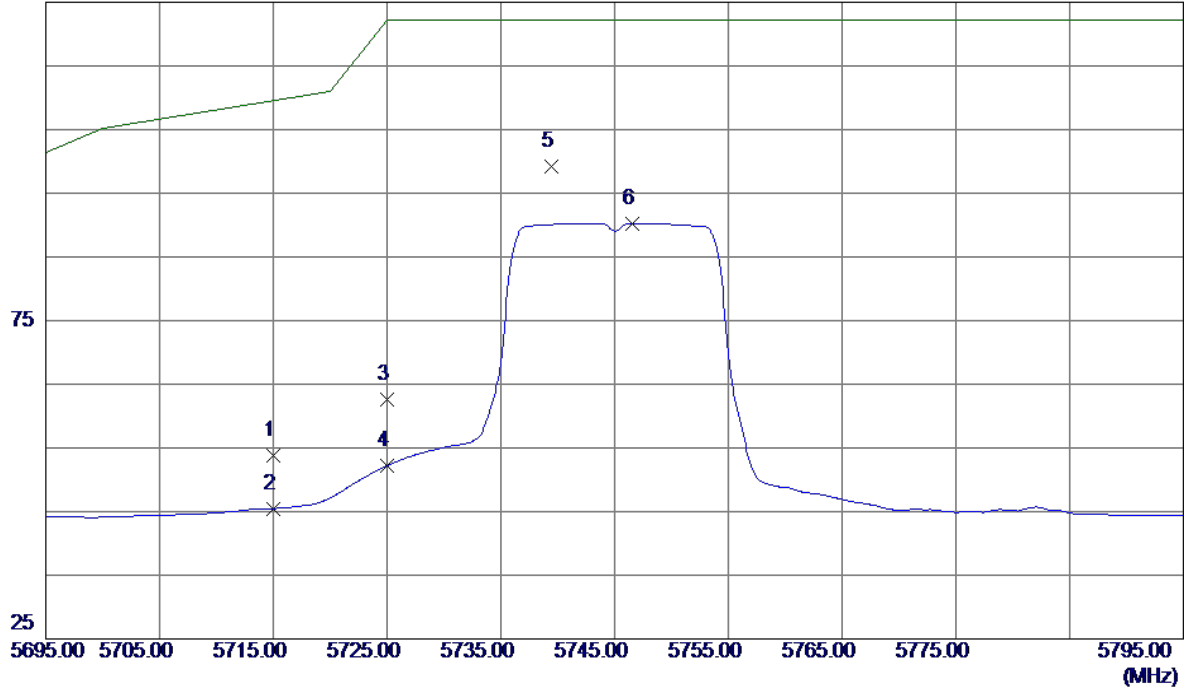


No.	Freq. MHz	Reading Level dBuV/m	Correct Factor dB	Measure ment dBuV/m	Limit dBuV/m	Margin dB	Detector	Comment

Orthogonal Axis:	X
Test Mode:	UNII-3/TX N20 Mode 5745MHz

Horizontal

125 dBuV/m

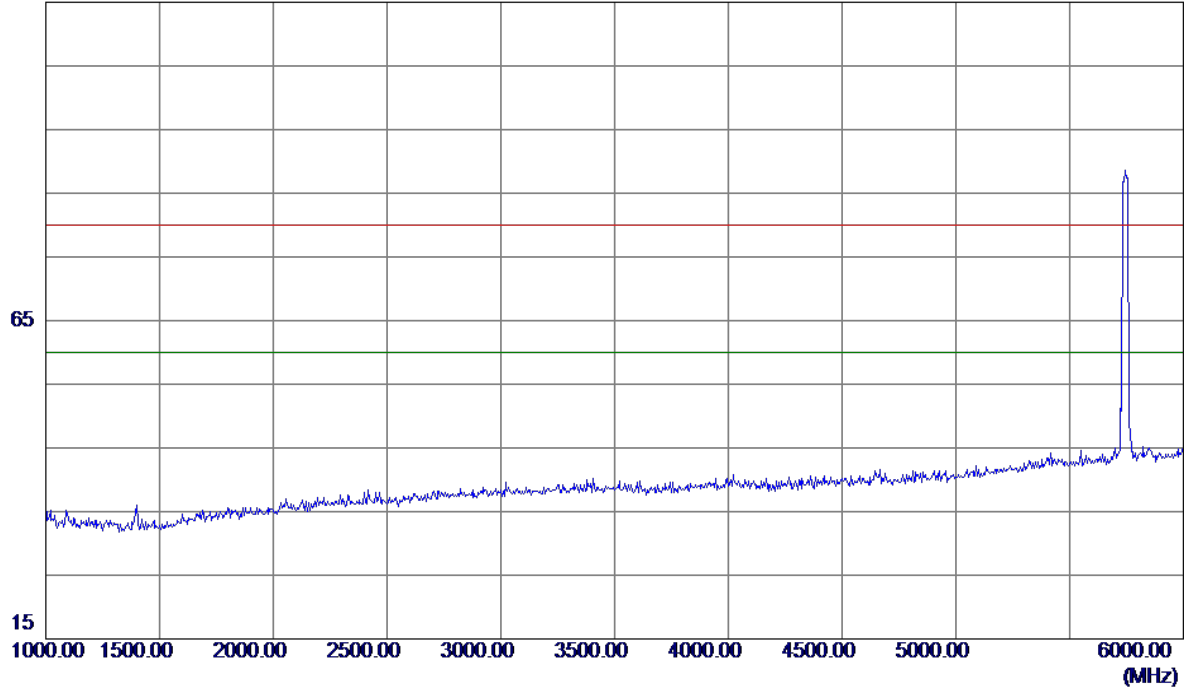


No.	Freq. MHz	Reading Level dBuV/m	Correct Factor dB	Measure ment dBuV/m	Limit dBuV/m	Margin dB	Detector	Comment
1	5715.0000	10.22	43.53	53.75	109.50	-55.75	Peak	
2	5715.0000	1.96	43.53	45.49	109.50	-64.01	AVG	
3	5725.0000	19.07	43.56	62.63	122.30	-59.67	Peak	
4	5725.0000	8.65	43.56	52.21	122.30	-70.09	AVG	
5 *	5739.4000	55.54	43.60	99.14	122.30	-23.16	Peak	
6	5746.6000	46.65	43.62	90.27	122.30	-32.03	AVG	

Orthogonal Axis:	X
Test Mode:	UNII-3/TX N20 Mode 5745MHz

Horizontal

115 dBuV/m

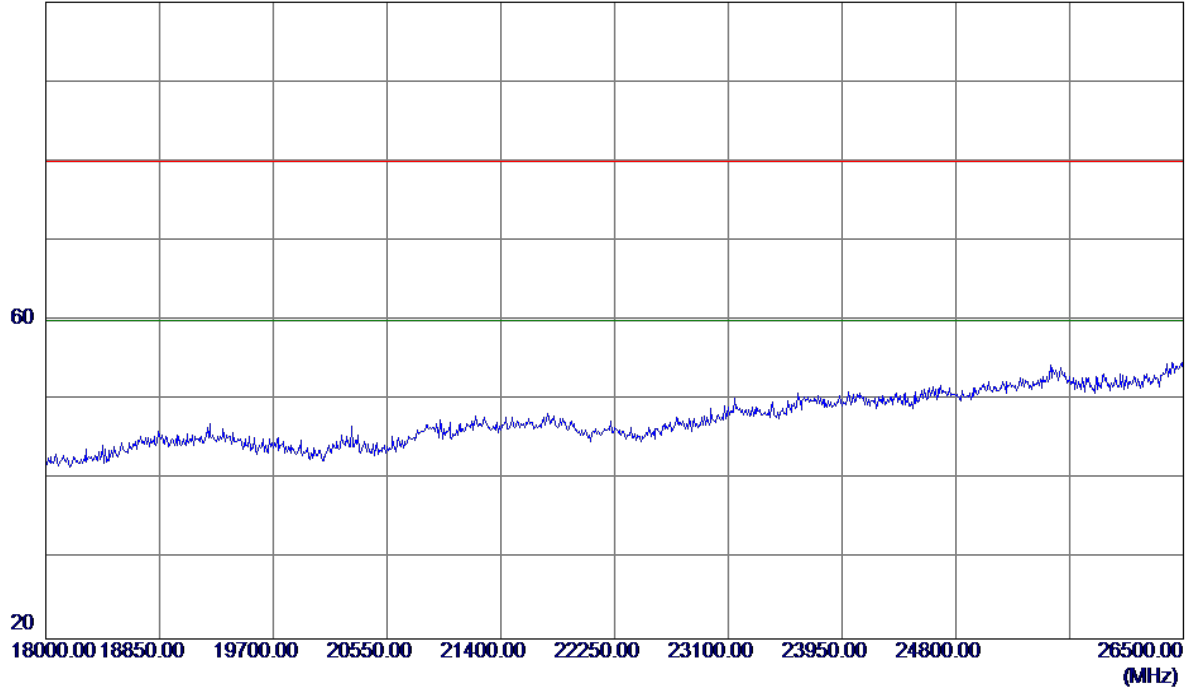


No.	Freq. MHz	Reading Level dBuV/m	Correct Factor dB	Measure ment dBuV/m	Limit dBuV/m	Margin dB	Detector	Comment
-----	--------------	----------------------------	-------------------------	---------------------------	-----------------	--------------	----------	---------

Orthogonal Axis:	X
Test Mode:	UNII-3/TX N20 Mode 5745MHz

Horizontal

100 dBuV/m

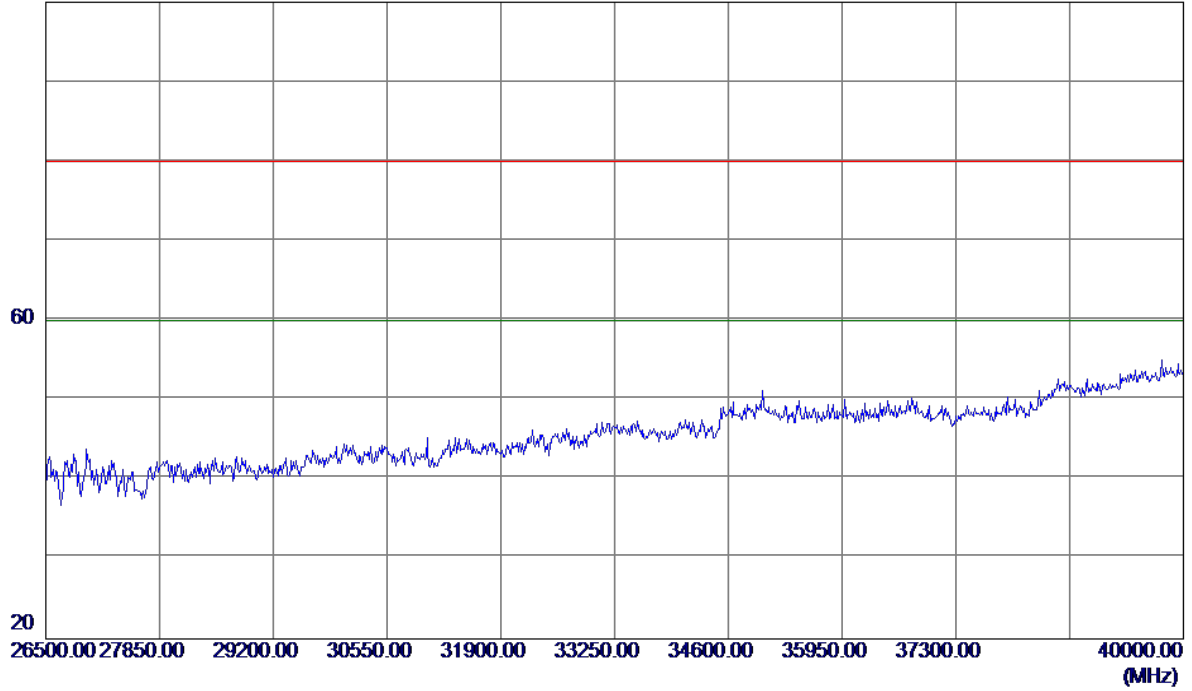


No.	Freq. MHz	Reading Level dBuV/m	Correct Factor dB	Measure ment dBuV/m	Limit dBuV/m	Margin dB	Detector	Comment

Orthogonal Axis:	X
Test Mode:	UNII-3/TX N20 Mode 5745MHz

Horizontal

100 dBuV/m

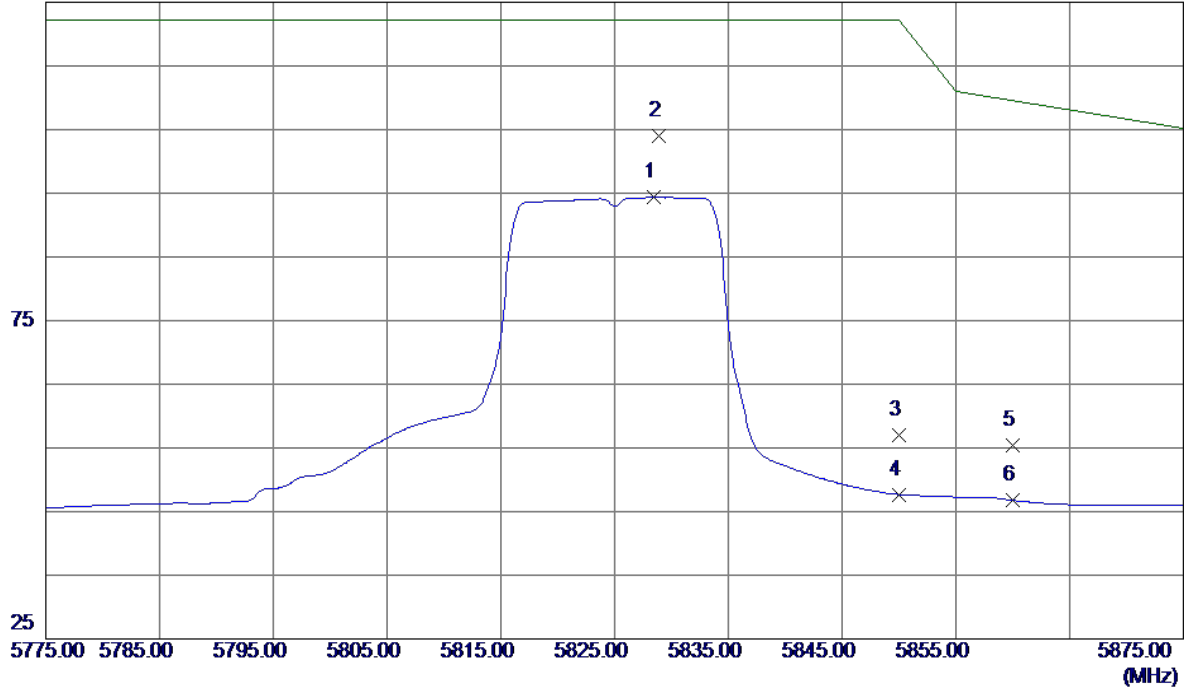


No.	Freq. MHz	Reading Level dBuV/m	Correct Factor dB	Measure ment dBuV/m	Limit dBuV/m	Margin dB	Detector	Comment

Orthogonal Axis:	X
Test Mode:	UNII-3/TX N20 Mode 5825MHz

Vertical

125 dBuV/m

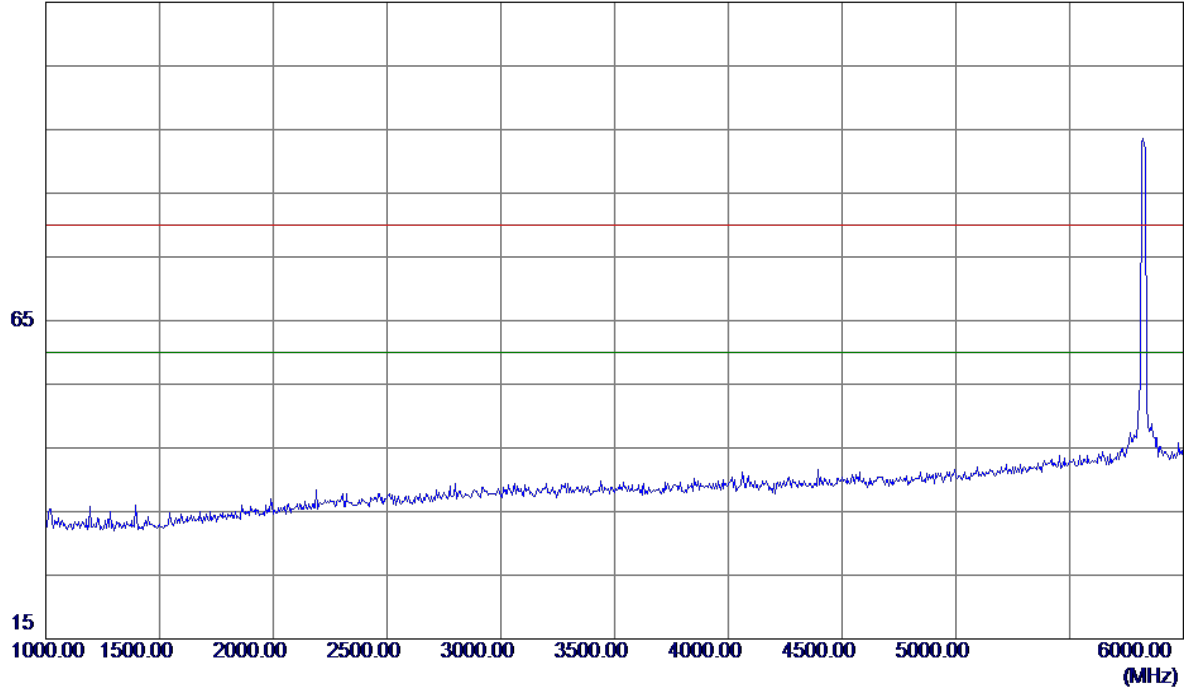


No.	Freq. MHz	Reading Level dBuV/m	Correct Factor dB	Measure ment dBuV/m	Limit dBuV/m	Margin dB	Detector	Comment
1	5828.4000	50.45	43.87	94.32	122.30	-27.98	AVG	
2 *	5828.9000	60.05	43.87	103.92	122.30	-18.38	Peak	
3	5850.0000	12.97	43.94	56.91	122.30	-65.39	Peak	
4	5850.0000	3.73	43.94	47.67	122.30	-74.63	AVG	
5	5860.0000	11.34	43.97	55.31	109.50	-54.19	Peak	
6	5860.0000	2.79	43.97	46.76	109.50	-62.74	AVG	

Orthogonal Axis:	X
Test Mode:	UNII-3/TX N20 Mode 5825MHz

Vertical

115 dBuV/m

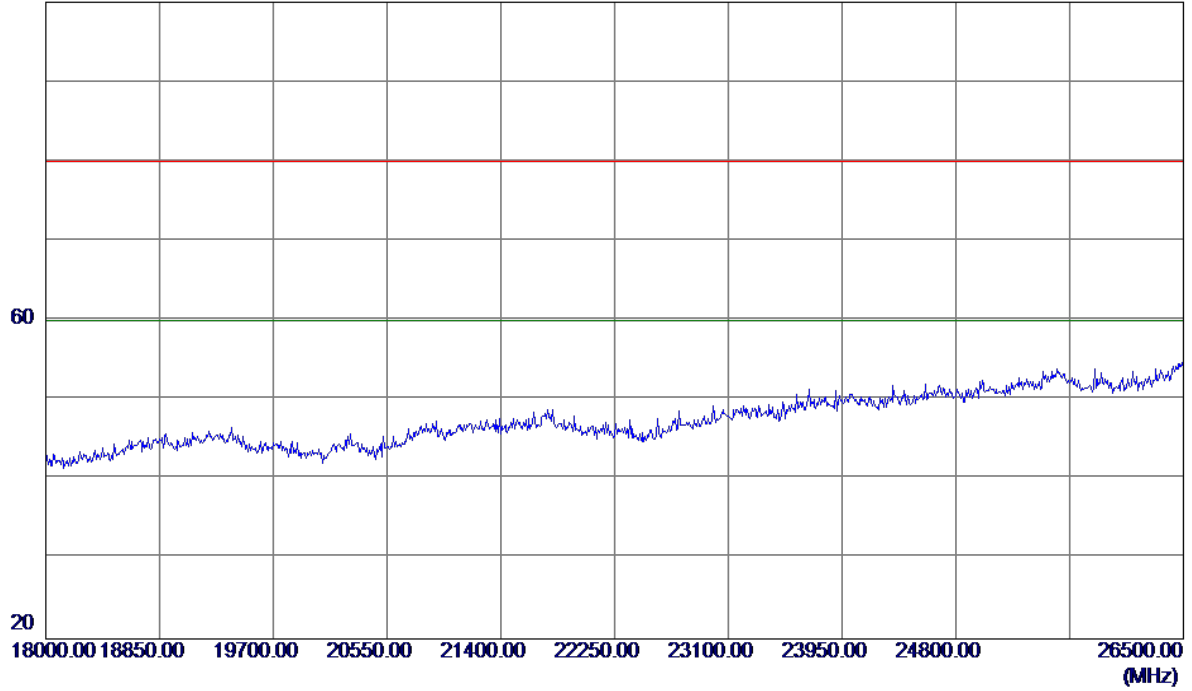


No.	Freq. MHz	Reading Level dBuV/m	Correct Factor dB	Measure ment dBuV/m	Limit dBuV/m	Margin dB	Detector	Comment
-----	--------------	----------------------------	-------------------------	---------------------------	-----------------	--------------	----------	---------

Orthogonal Axis:	X
Test Mode:	UNII-3/TX N20 Mode 5825MHz

Vertical

100 dBuV/m

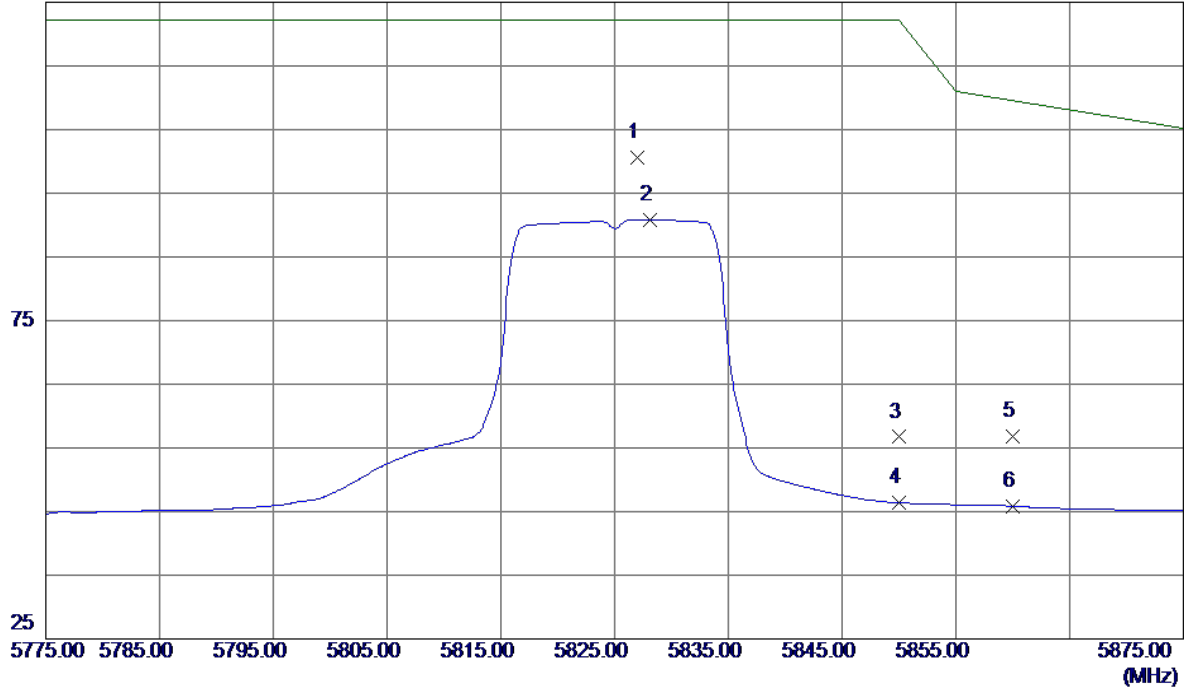


No.	Freq. MHz	Reading Level dBuV/m	Correct Factor dB	Measure ment dBuV/m	Limit dBuV/m	Margin dB	Detector	Comment

Orthogonal Axis:	X
Test Mode:	UNII-3/TX N20 Mode 5825MHz

Horizontal

125 dBuV/m

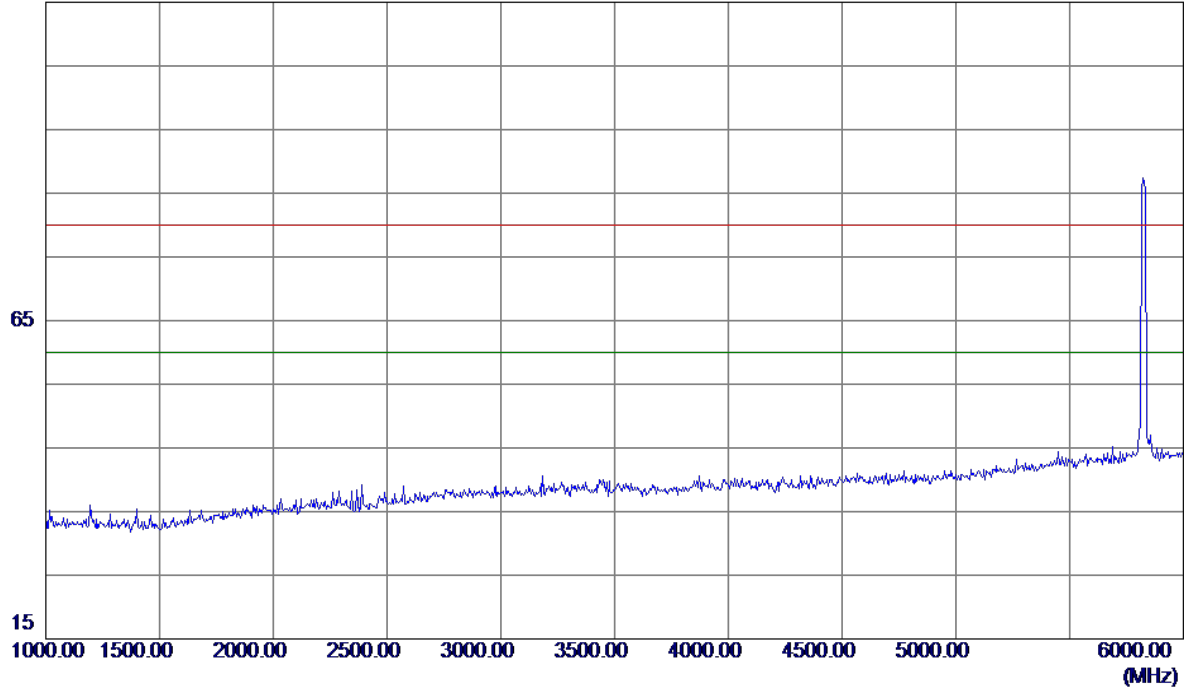


No.	Freq. MHz	Reading Level dBuV/m	Correct Factor dB	Measure ment dBuV/m	Limit dBuV/m	Margin dB	Detector	Comment
1 *	5827.0000	56.73	43.87	100.60	122.30	-21.70	Peak	
2	5828.1000	46.96	43.87	90.83	122.30	-31.47	AVG	
3	5850.0000	12.76	43.94	56.70	122.30	-65.60	Peak	
4	5850.0000	2.42	43.94	46.36	122.30	-75.94	AVG	
5	5860.0000	12.74	43.97	56.71	109.50	-52.79	Peak	
6	5860.0000	1.84	43.97	45.81	109.50	-63.69	AVG	

Orthogonal Axis:	X
Test Mode:	UNII-3/TX N20 Mode 5825MHz

Horizontal

115 dBuV/m

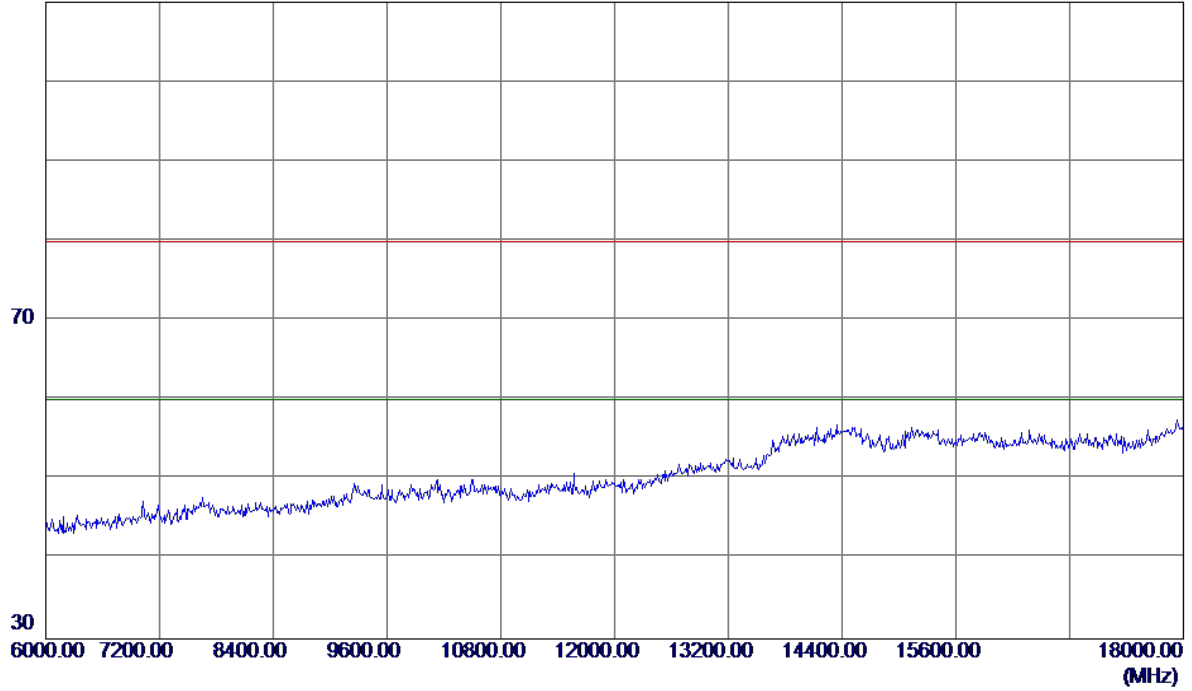


No.	Freq. MHz	Reading Level dBuV/m	Correct Factor dB	Measure ment dBuV/m	Limit dBuV/m	Margin dB	Detector	Comment
-----	--------------	----------------------------	-------------------------	---------------------------	-----------------	--------------	----------	---------

Orthogonal Axis:	X
Test Mode:	UNII-3/TX N20 Mode 5825MHz

Horizontal

110 dBuV/m

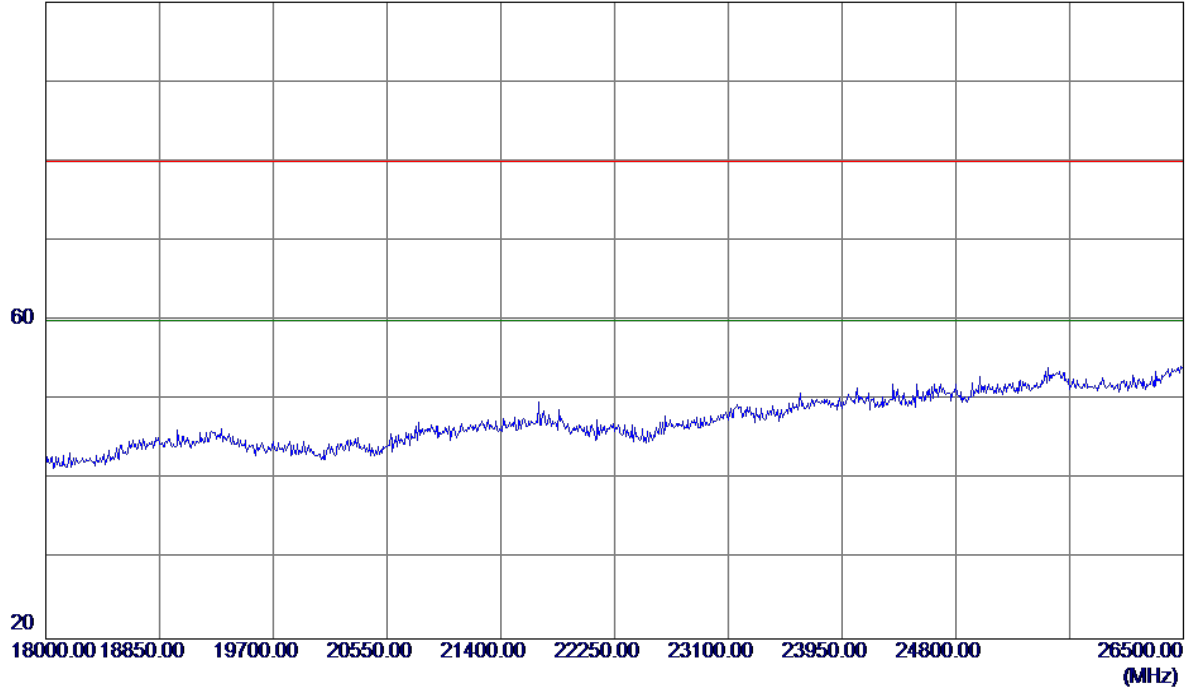


No.	Freq. MHz	Reading Level dBuV/m	Correct Factor dB	Measure ment dBuV/m	Limit dBuV/m	Margin dB	Detector	Comment

Orthogonal Axis:	X
Test Mode:	UNII-3/TX N20 Mode 5825MHz

Horizontal

100 dBuV/m

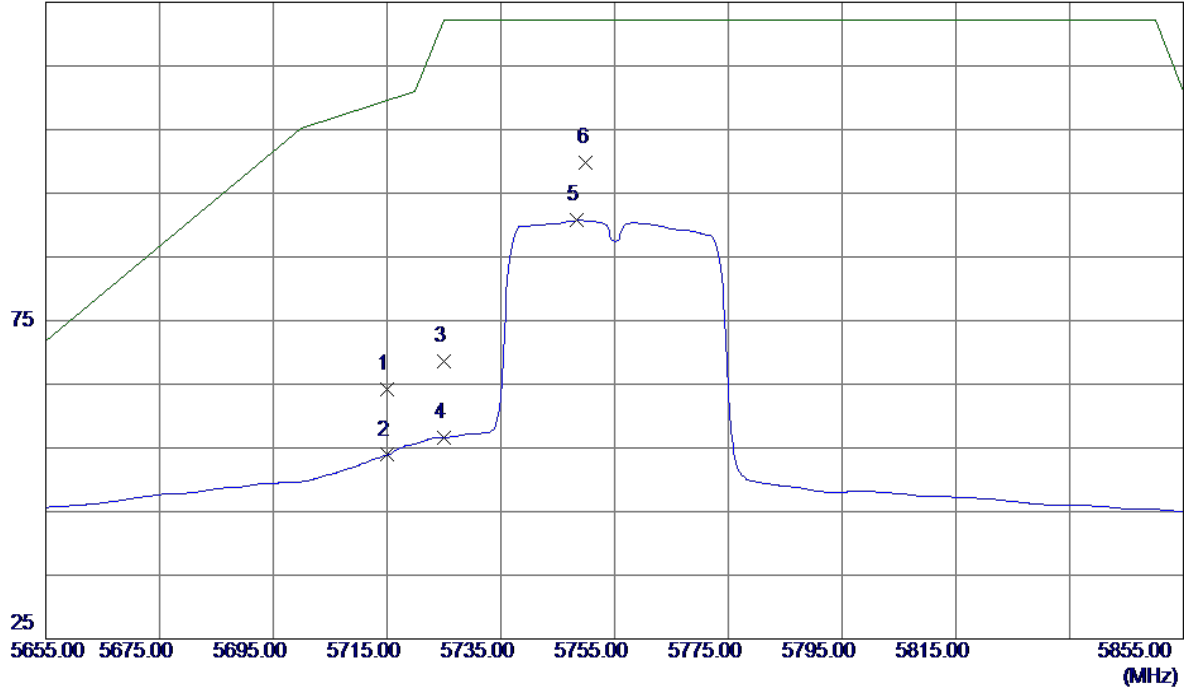


No.	Freq. MHz	Reading Level dBuV/m	Correct Factor dB	Measure ment dBuV/m	Limit dBuV/m	Margin dB	Detector	Comment

Orthogonal Axis:	X
Test Mode:	UNII-3/TX N40 Mode 5755MHz

Vertical

125 dBuV/m

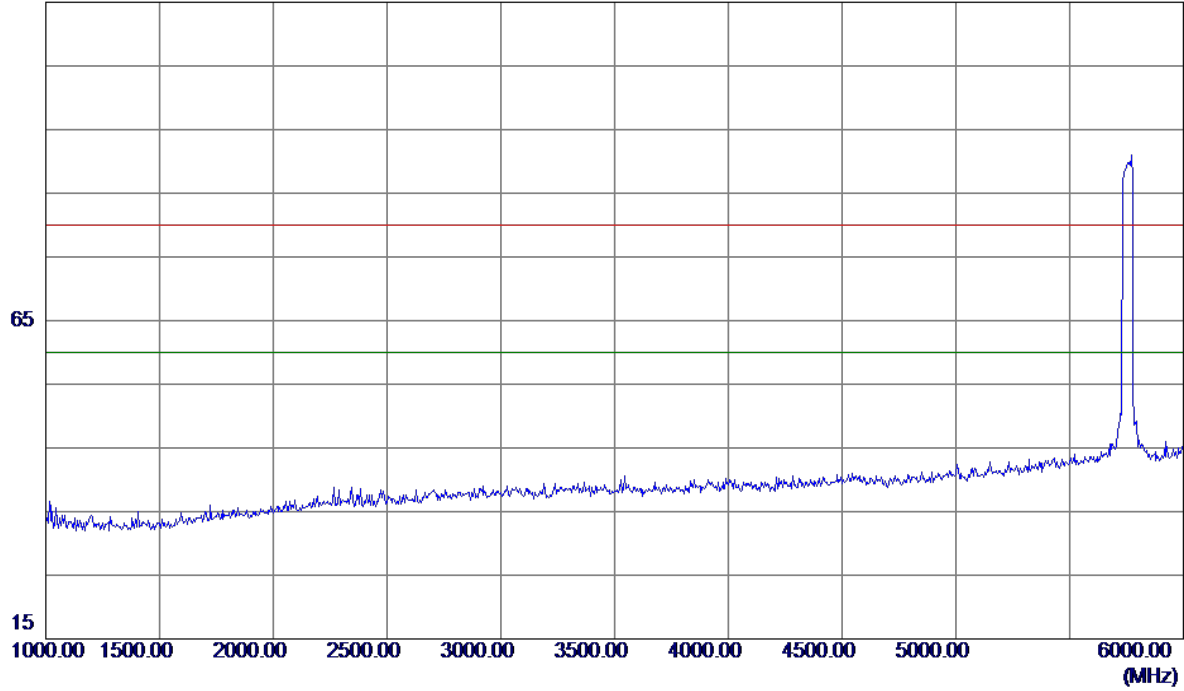


No.	Freq. MHz	Reading Level dBuV/m	Correct Factor dB	Measure ment dBuV/m	Limit dBuV/m	Margin dB	Detector	Comment
1	5715.0000	20.65	43.53	64.18	109.50	-45.32	Peak	
2	5715.0000	10.37	43.53	53.90	109.50	-55.60	AVG	
3	5725.0000	25.06	43.56	68.62	122.30	-53.68	Peak	
4	5725.0000	13.06	43.56	56.62	122.30	-65.68	AVG	
5	5748.4000	47.08	43.63	90.71	122.30	-31.59	AVG	
6 *	5750.0000	56.19	43.63	99.82	122.30	-22.48	Peak	

Orthogonal Axis:	X
Test Mode:	UNII-3/TX N40 Mode 5755MHz

Vertical

115 dBuV/m

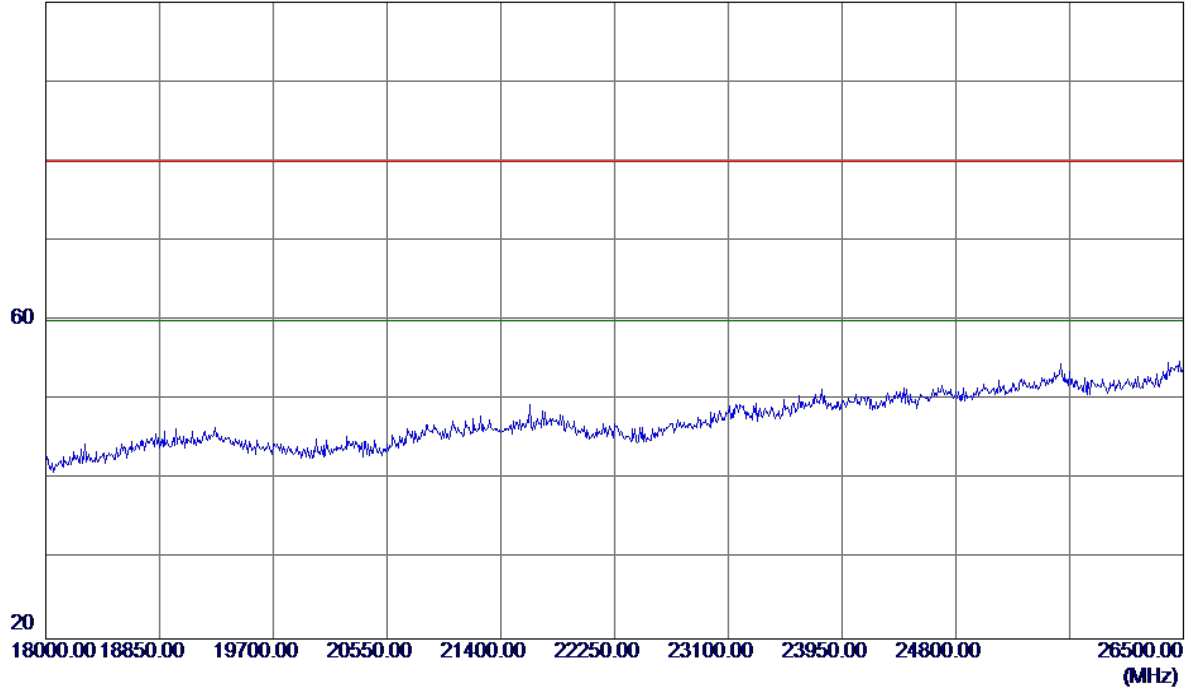


No.	Freq. MHz	Reading Level dBuV/m	Correct Factor dB	Measure ment dBuV/m	Limit dBuV/m	Margin dB	Detector	Comment
-----	--------------	----------------------------	-------------------------	---------------------------	-----------------	--------------	----------	---------

Orthogonal Axis:	X
Test Mode:	UNII-3/TX N40 Mode 5755MHz

Vertical

100 dBuV/m

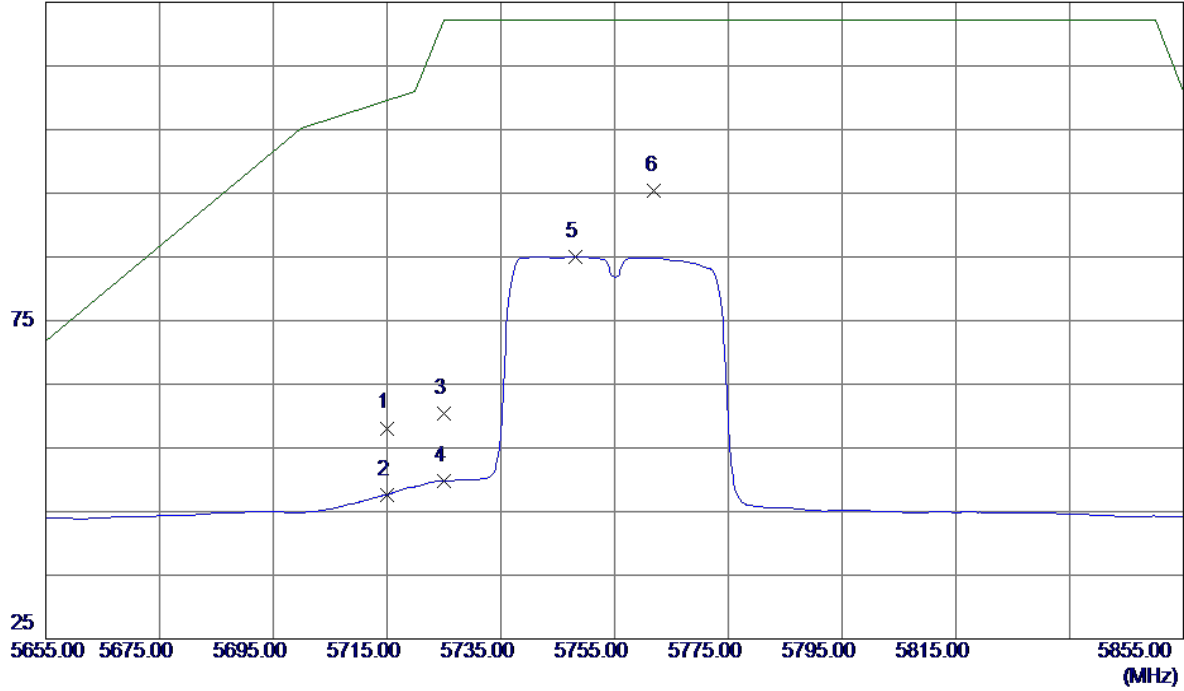


No.	Freq. MHz	Reading Level dBuV/m	Correct Factor dB	Measure ment dBuV/m	Limit dBuV/m	Margin dB	Detector	Comment

Orthogonal Axis:	X
Test Mode:	UNII-3/TX N40 Mode 5755MHz

Horizontal

125 dBuV/m

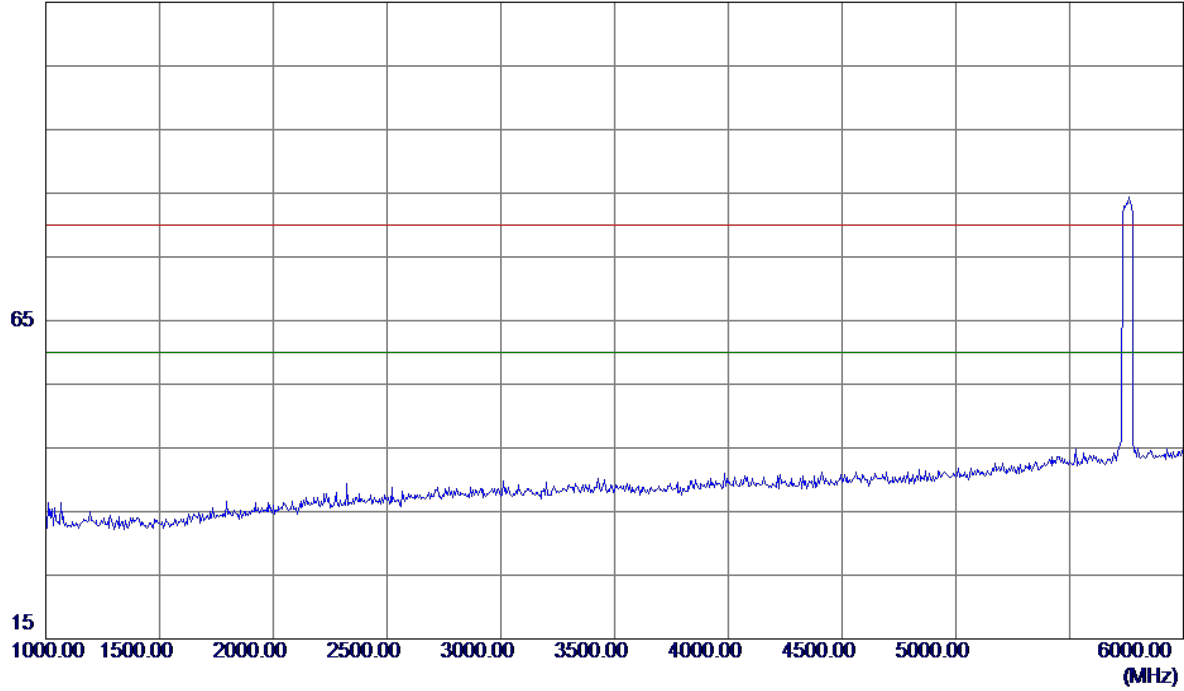


No.	Freq. MHz	Reading Level dBuV/m	Correct Factor dB	Measure ment dBuV/m	Limit dBuV/m	Margin dB	Detector	Comment
1	5715.0000	14.57	43.53	58.10	109.50	-51.40	Peak	
2	5715.0000	4.12	43.53	47.65	109.50	-61.85	AVG	
3	5725.0000	16.87	43.56	60.43	122.30	-61.87	Peak	
4	5725.0000	6.22	43.56	49.78	122.30	-72.52	AVG	
5	5748.2000	41.41	43.63	85.04	122.30	-37.26	AVG	
6 *	5762.0000	51.72	43.67	95.39	122.30	-26.91	Peak	

Orthogonal Axis:	X
Test Mode:	UNII-3/TX N40 Mode 5755MHz

Horizontal

115 dBuV/m

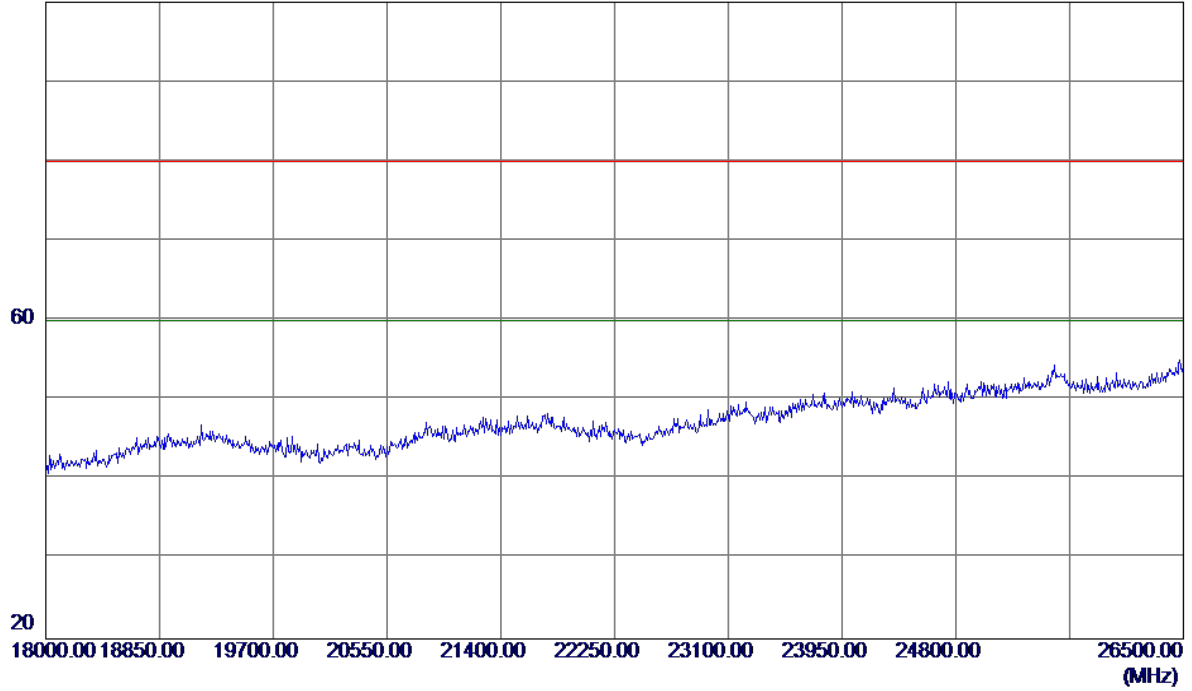


No.	Freq. MHz	Reading Level dBuV/m	Correct Factor dB	Measure ment dBuV/m	Limit dBuV/m	Margin dB	Detector	Comment
-----	--------------	----------------------------	-------------------------	---------------------------	-----------------	--------------	----------	---------

Orthogonal Axis:	X
Test Mode:	UNII-3/TX N40 Mode 5755MHz

Horizontal

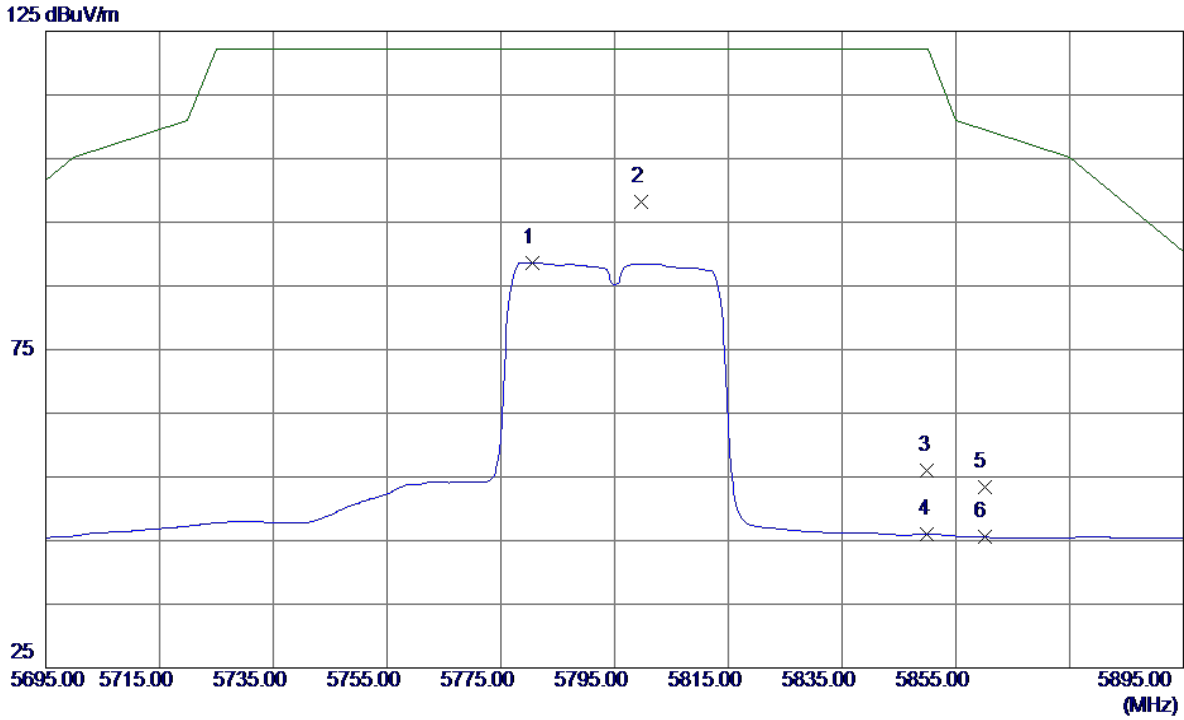
100 dBuV/m



No.	Freq. MHz	Reading Level dBuV/m	Correct Factor dB	Measure ment dBuV/m	Limit dBuV/m	Margin dB	Detector	Comment

Orthogonal Axis:	X
Test Mode:	UNII-3/TX N40 Mode 5795MHz

Vertical

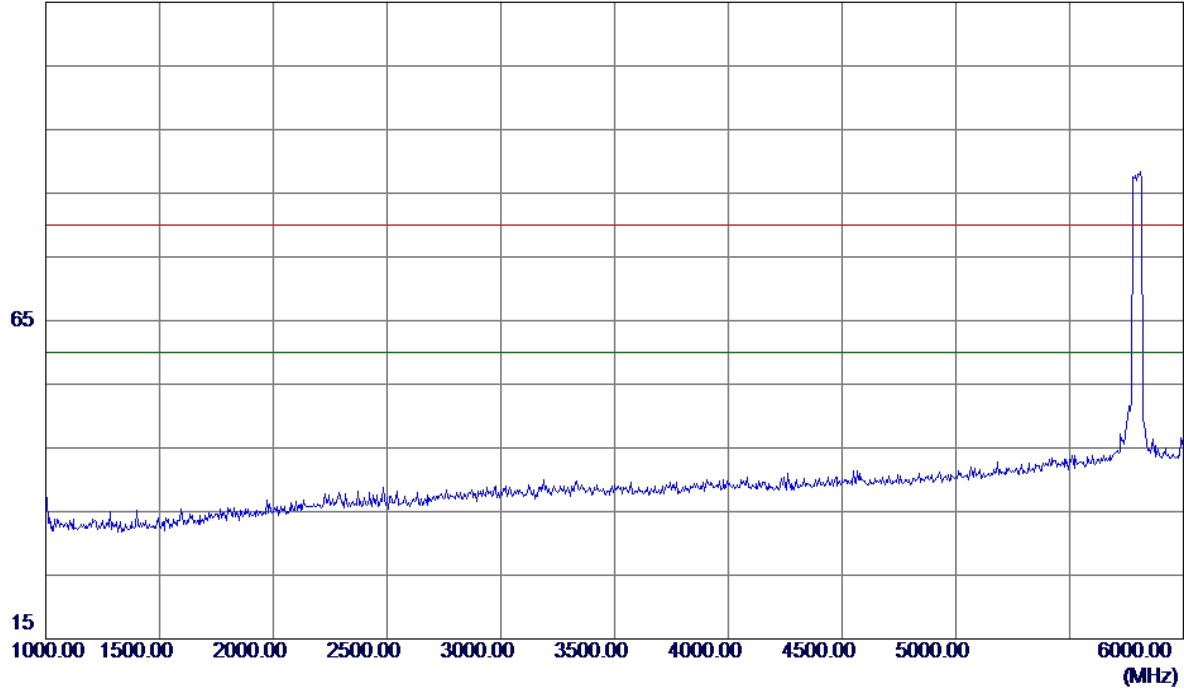


No.	Freq. MHz	Reading Level dBuV/m	Correct Factor dB	Measure ment dBuV/m	Limit dBuV/m	Margin dB	Detector	Comment
1	5780.6000	44.88	43.73	88.61	122.30	-33.69	AVG	
2 *	5799.6000	54.43	43.78	98.21	122.30	-24.09	Peak	
3	5850.0000	12.04	43.94	55.98	122.30	-66.32	Peak	
4	5850.0000	2.06	43.94	46.00	122.30	-76.30	AVG	
5	5860.0000	9.34	43.97	53.31	109.50	-56.19	Peak	
6	5860.0000	1.57	43.97	45.54	109.50	-63.96	AVG	

Orthogonal Axis:	X
Test Mode:	UNII-3/TX N40 Mode 5795MHz

Vertical

115 dBuV/m

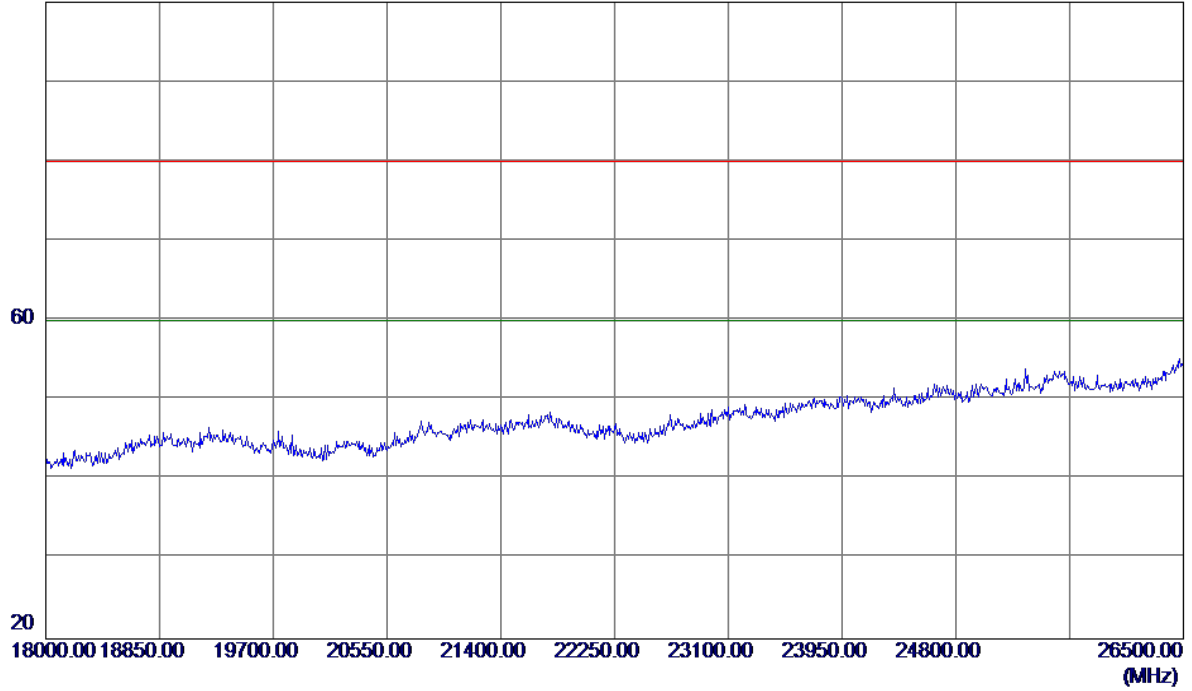


No.	Freq. MHz	Reading Level dBuV/m	Correct Factor dB	Measure ment dBuV/m	Limit dBuV/m	Margin dB	Detector	Comment
-----	--------------	----------------------------	-------------------------	---------------------------	-----------------	--------------	----------	---------

Orthogonal Axis:	X
Test Mode:	UNII-3/TX N40 Mode 5795MHz

Vertical

100 dBuV/m

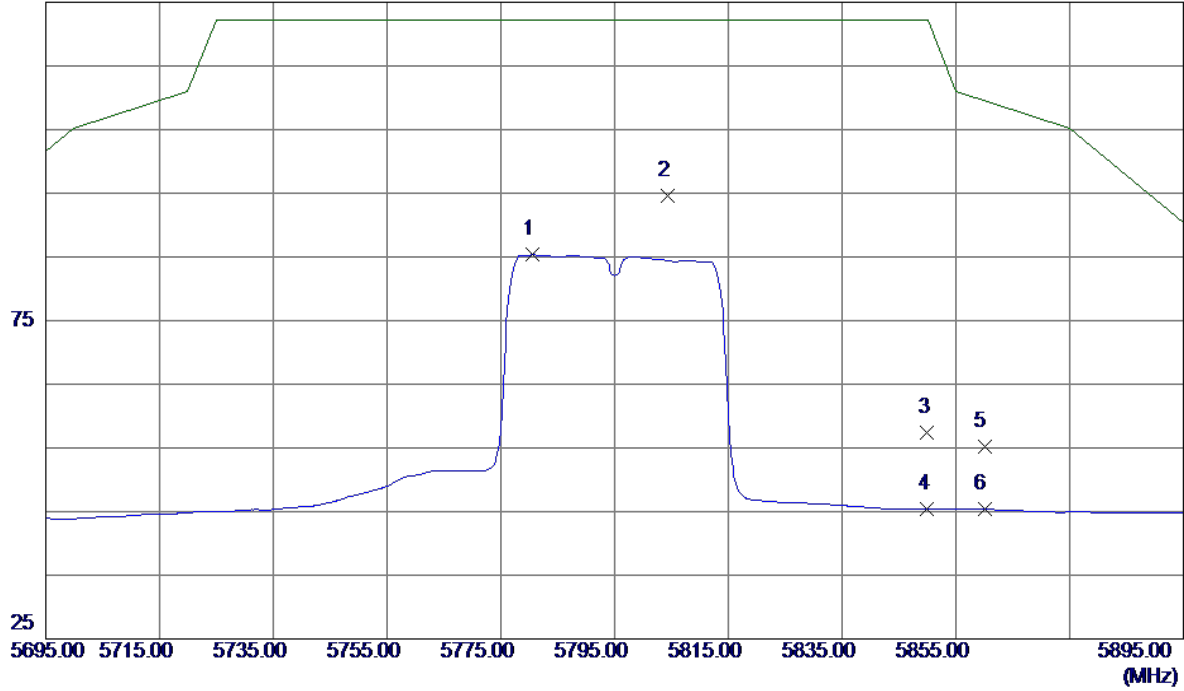


No.	Freq. MHz	Reading Level dBuV/m	Correct Factor dB	Measure ment dBuV/m	Limit dBuV/m	Margin dB	Detector	Comment

Orthogonal Axis:	X
Test Mode:	UNII-3/TX N40 Mode 5795MHz

Horizontal

125 dBuV/m

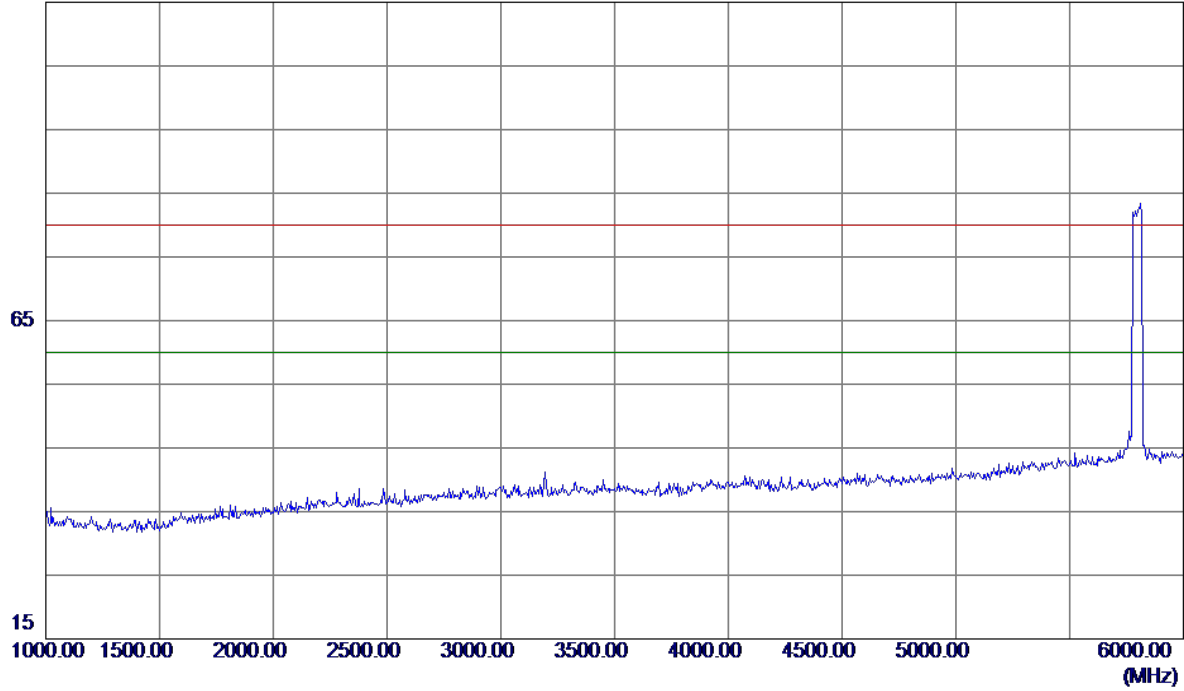


No.	Freq. MHz	Reading Level dBuV/m	Correct Factor dB	Measure ment dBuV/m	Limit dBuV/m	Margin dB	Detector	Comment
1	5780.6000	41.59	43.73	85.32	122.30	-36.98	AVG	
2 *	5804.4000	50.89	43.80	94.69	122.30	-27.61	Peak	
3	5850.0000	13.49	43.94	57.43	122.30	-64.87	Peak	
4	5850.0000	1.49	43.94	45.43	122.30	-76.87	AVG	
5	5860.0000	11.27	43.97	55.24	109.50	-54.26	Peak	
6	5860.0000	1.46	43.97	45.43	109.50	-64.07	AVG	

Orthogonal Axis:	X
Test Mode:	UNII-3/TX N40 Mode 5795MHz

Horizontal

115 dBuV/m

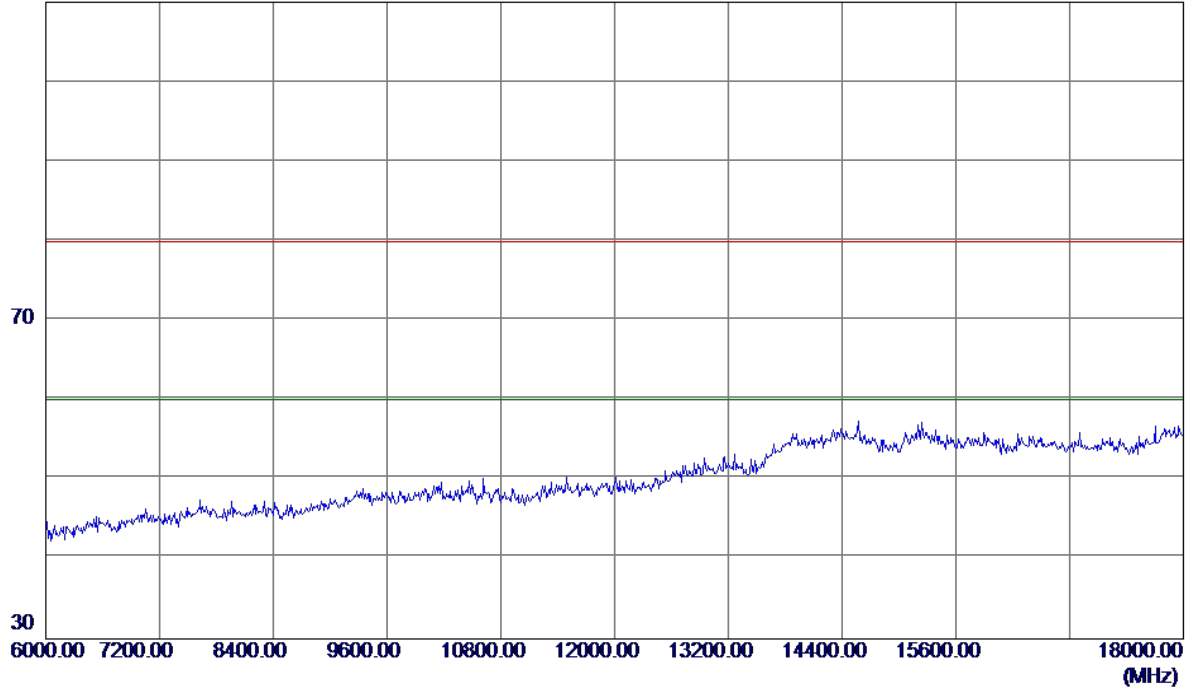


No.	Freq. MHz	Reading Level dBuV/m	Correct Factor dB	Measure ment dBuV/m	Limit dBuV/m	Margin dB	Detector	Comment
-----	--------------	----------------------------	-------------------------	---------------------------	-----------------	--------------	----------	---------

Orthogonal Axis:	X
Test Mode:	UNII-3/TX N40 Mode 5795MHz

Horizontal

110 dBuV/m

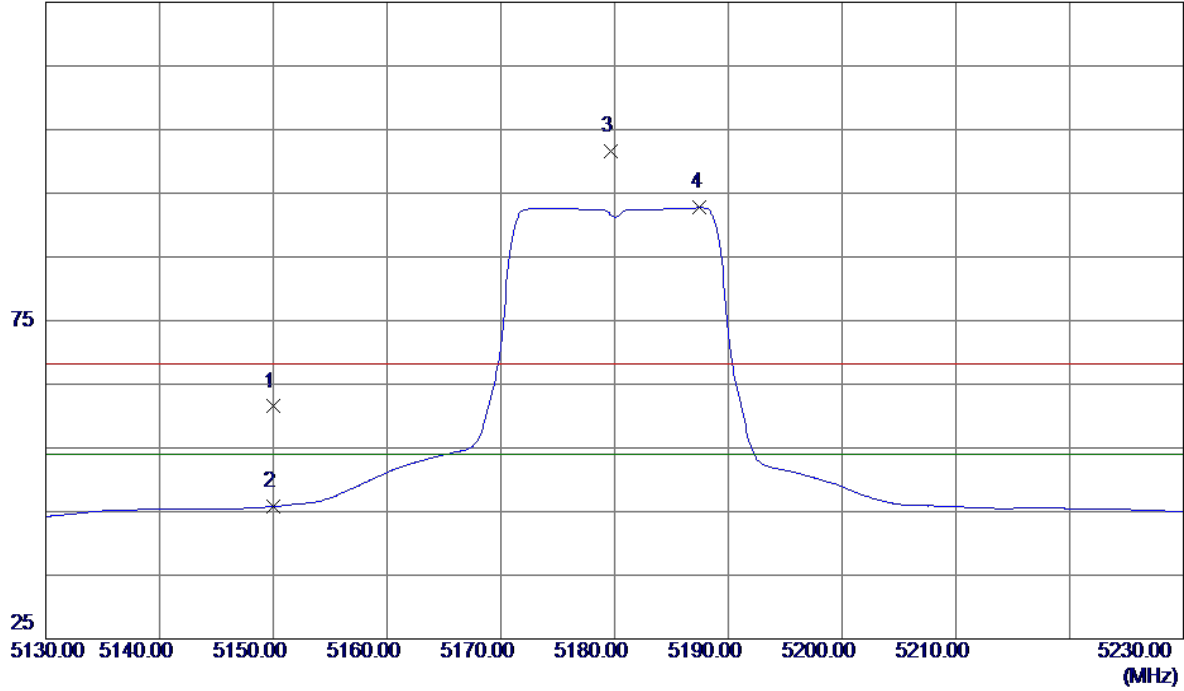


No.	Freq. MHz	Reading Level dBuV/m	Correct Factor dB	Measure ment dBuV/m	Limit dBuV/m	Margin dB	Detector	Comment

Orthogonal Axis:	X
Test Mode:	UNII-1/ TX AC20 Mode 5180MHz

Vertical

125 dBuV/m

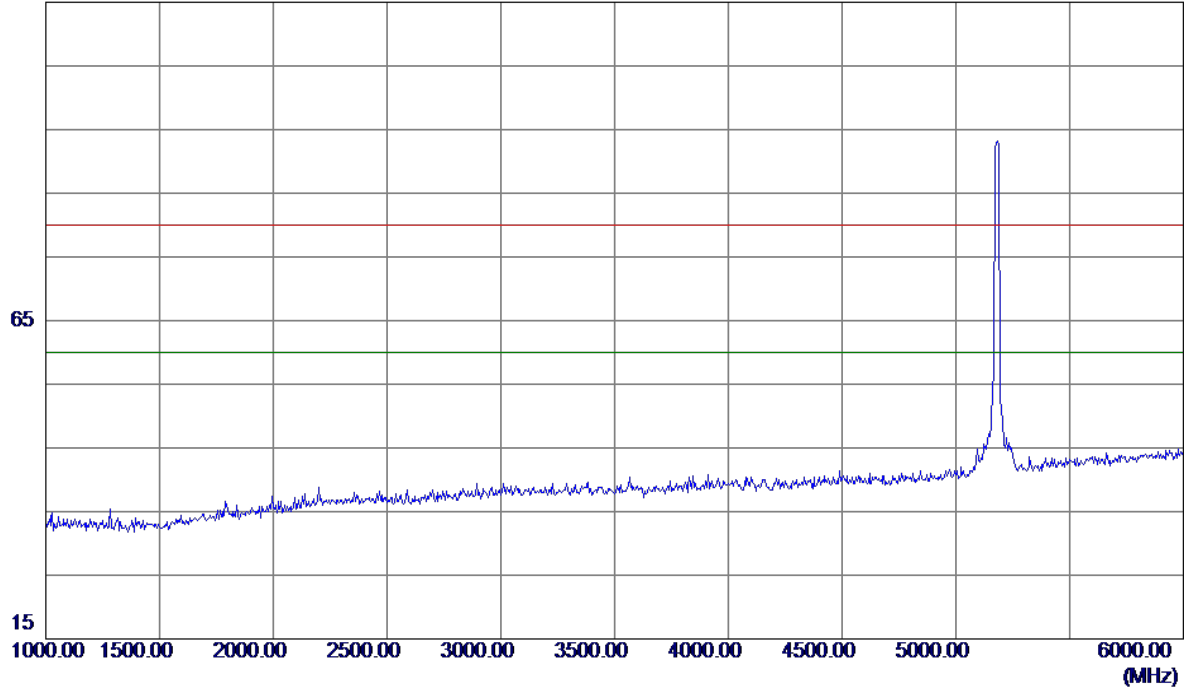


No.	Freq. MHz	Reading Level dBuV/m	Correct Factor dB	Measure ment dBuV/m	Limit dBuV/m	Margin dB	Detector	Comment
1	5150.0000	20.40	41.10	61.50	68.30	-6.80	Peak	
2	5150.0000	4.68	41.10	45.78	54.00	-8.22	AVG	
3	5179.7000	60.43	41.25	101.68	68.30	33.38	Peak	No Limit
4 *	5187.5000	51.44	41.29	92.73	54.00	38.73	AVG	No Limit

Orthogonal Axis:	X
Test Mode:	UNII-1/ TX AC20 Mode 5180MHz

Vertical

115 dBuV/m

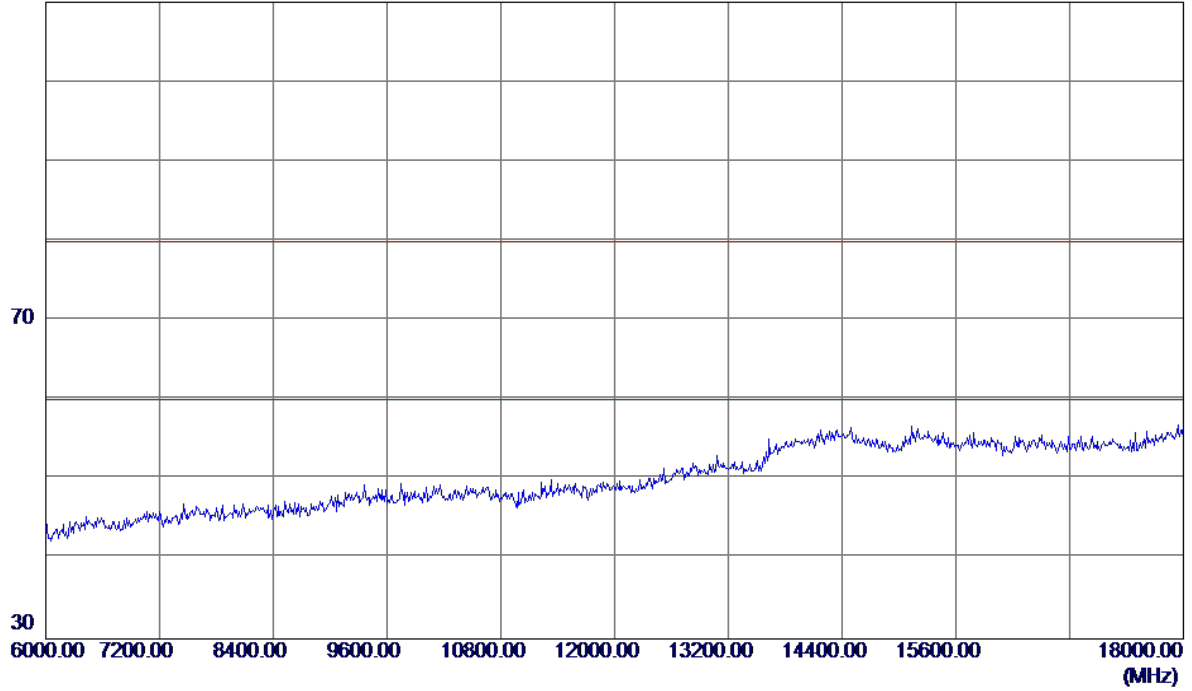


No.	Freq. MHz	Reading Level dBuV/m	Correct Factor dB	Measure ment dBuV/m	Limit dBuV/m	Margin dB	Detector	Comment
-----	--------------	----------------------------	-------------------------	---------------------------	-----------------	--------------	----------	---------

Orthogonal Axis:	X
Test Mode:	UNII-1/ TX AC20 Mode 5180MHz

Vertical

110 dBuV/m

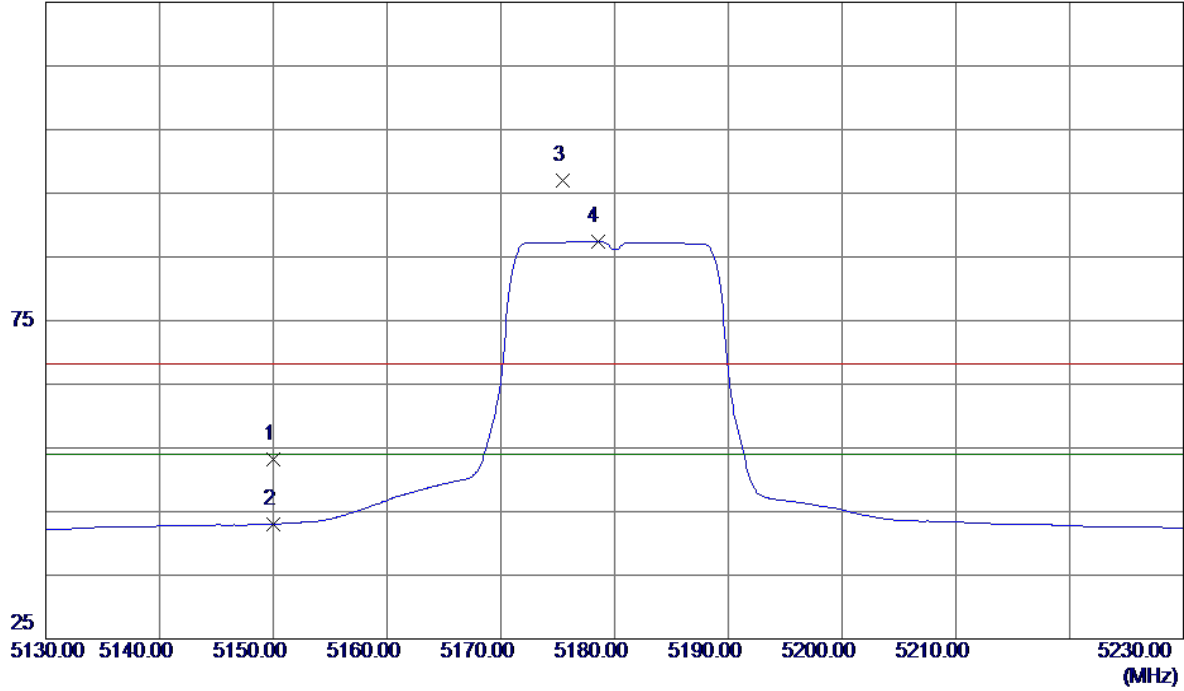


No.	Freq. MHz	Reading Level dBuV/m	Correct Factor dB	Measure ment dBuV/m	Limit dBuV/m	Margin dB	Detector	Comment

Orthogonal Axis:	X
Test Mode:	UNII-1/ TX AC20 Mode 5180MHz

Horizontal

125 dBuV/m

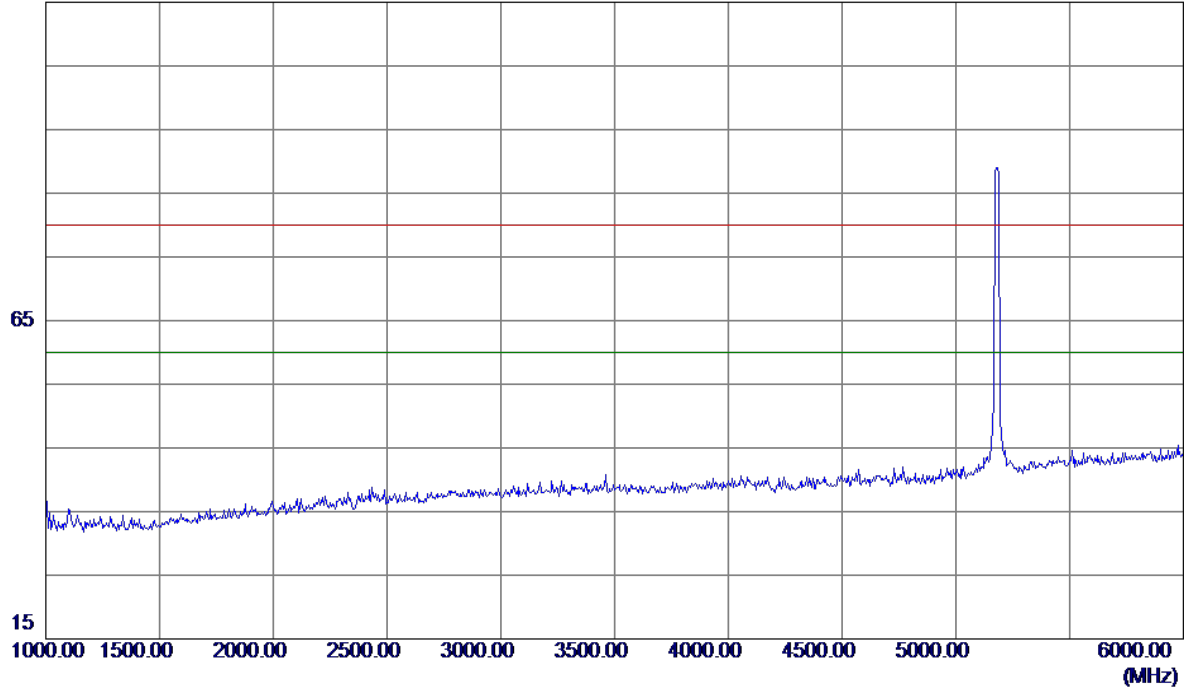


No.	Freq. MHz	Reading Level dBuV/m	Correct Factor dB	Measure ment dBuV/m	Limit dBuV/m	Margin dB	Detector	Comment
1	5150.0000	12.14	41.10	53.24	68.30	-15.06	Peak	
2	5150.0000	1.93	41.10	43.03	54.00	-10.97	AVG	
3	5175.4000	55.68	41.23	96.91	68.30	28.61	Peak	No Limit
4 *	5178.5000	46.12	41.25	87.37	54.00	33.37	AVG	No Limit

Orthogonal Axis:	X
Test Mode:	UNII-1/ TX AC20 Mode 5180MHz

Horizontal

115 dBuV/m

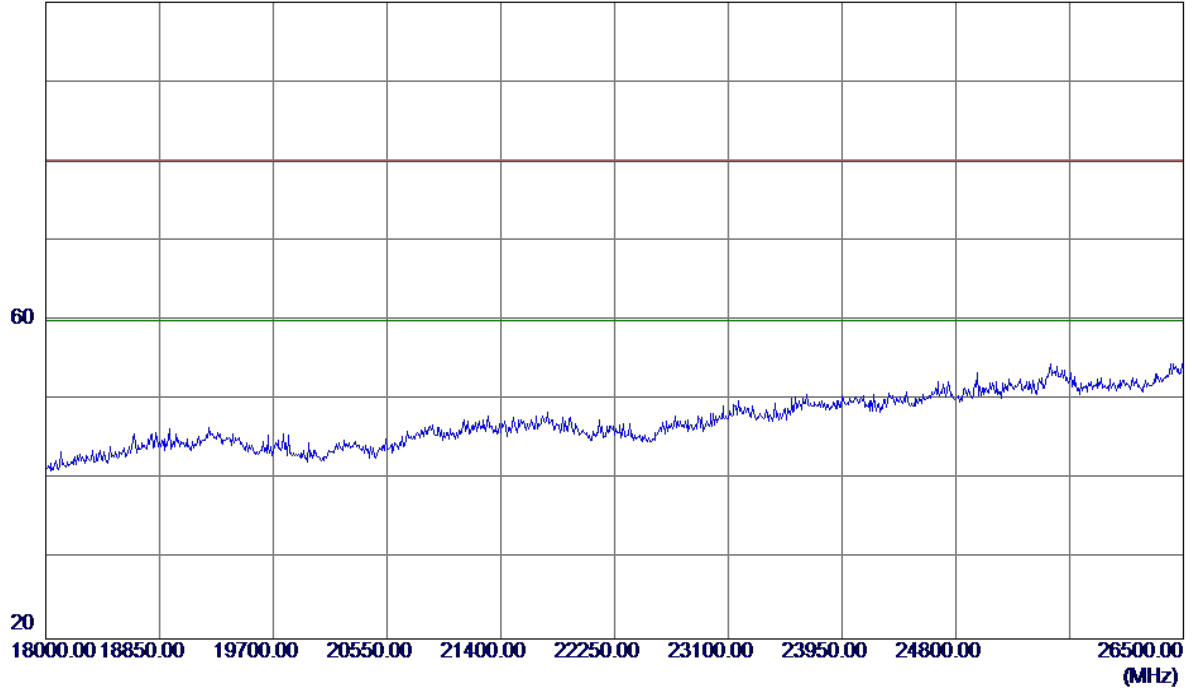


No.	Freq. MHz	Reading Level dBuV/m	Correct Factor dB	Measure ment dBuV/m	Limit dBuV/m	Margin dB	Detector	Comment
-----	--------------	----------------------------	-------------------------	---------------------------	-----------------	--------------	----------	---------

Orthogonal Axis:	X
Test Mode:	UNII-1/ TX AC20 Mode 5180MHz

Horizontal

100 dBuV/m

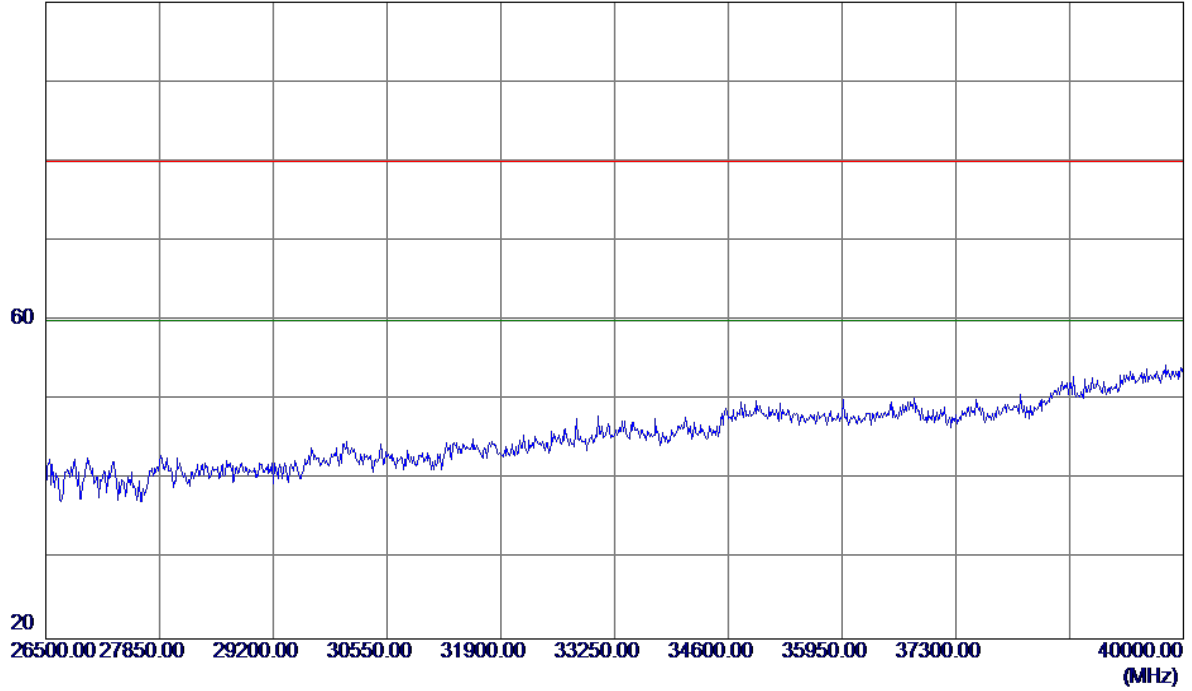


No.	Freq. MHz	Reading Level dBuV/m	Correct Factor dB	Measure ment dBuV/m	Limit dBuV/m	Margin dB	Detector	Comment

Orthogonal Axis:	X
Test Mode:	UNII-1/ TX AC20 Mode 5180MHz

Horizontal

100 dBuV/m

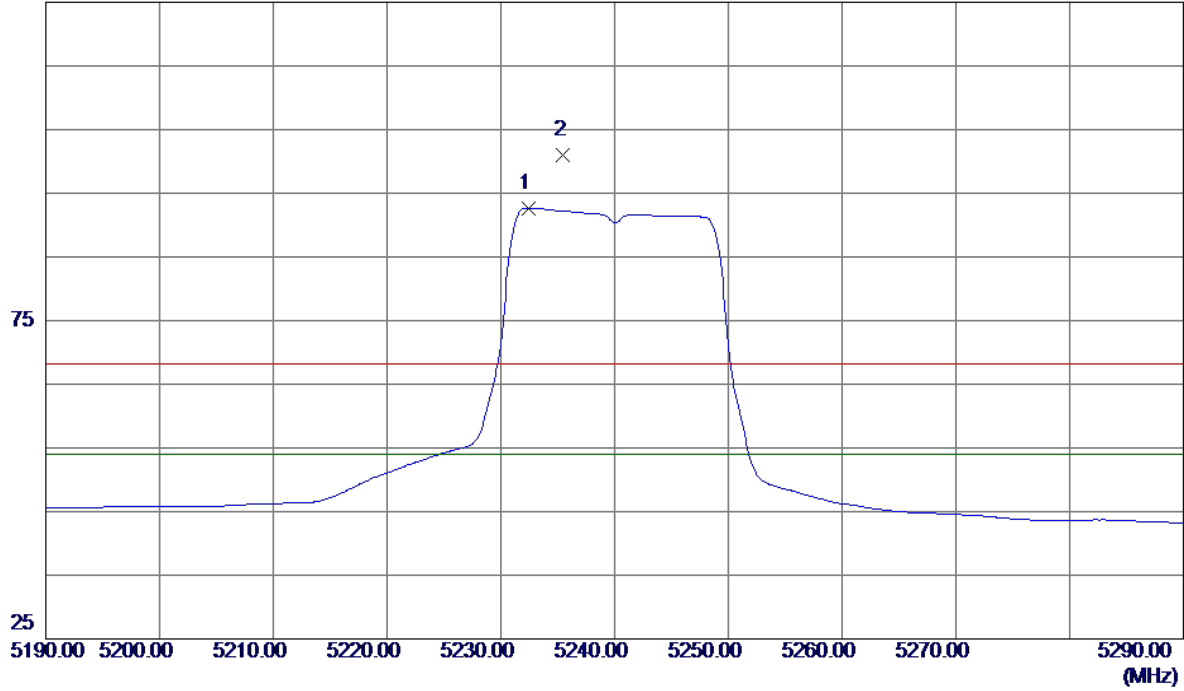


No.	Freq. MHz	Reading Level dBuV/m	Correct Factor dB	Measure ment dBuV/m	Limit dBuV/m	Margin dB	Detector	Comment

Orthogonal Axis:	X
Test Mode:	UNII-1/ TX AC20 Mode 5240MHz

Vertical

125 dBuV/m

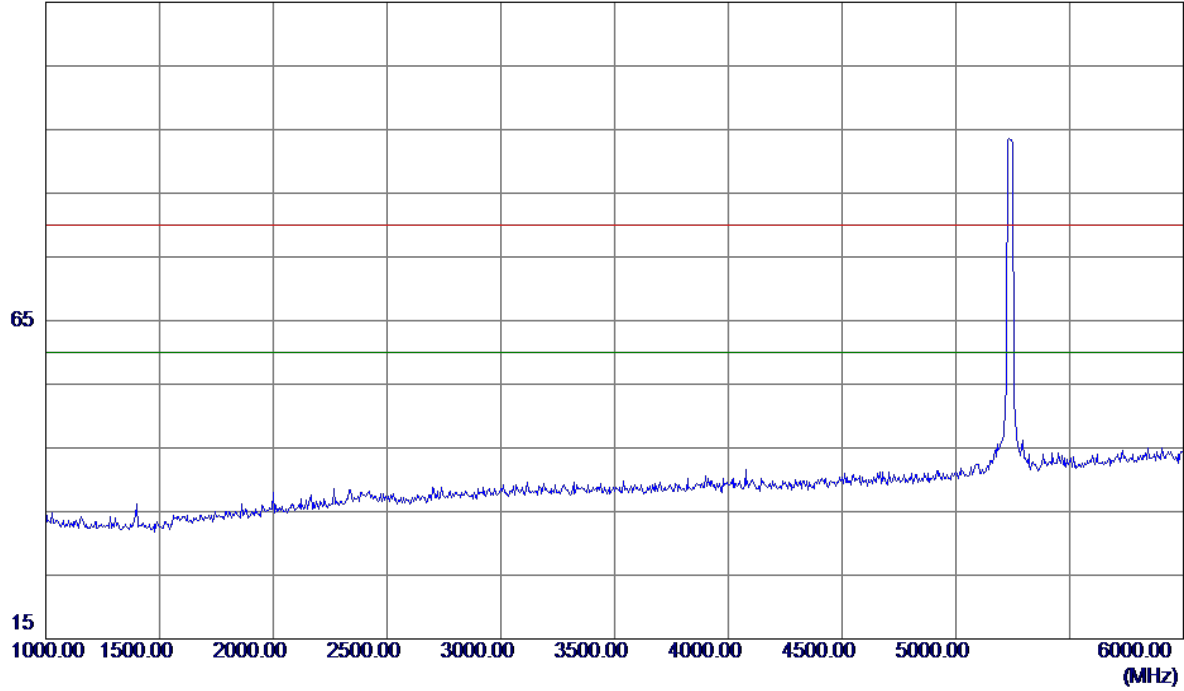


No.	Freq. MHz	Reading Level dBuV/m	Correct Factor dB	Measure ment dBuV/m	Limit dBuV/m	Margin dB	Detector	Comment
1 *	5232.4000	51.17	41.52	92.69	54.00	38.69	AVG	No Limit
2	5235.5000	59.50	41.54	101.04	68.30	32.74	Peak	No Limit

Orthogonal Axis:	X
Test Mode:	UNII-1/ TX AC20 Mode 5240MHz

Vertical

115 dBuV/m

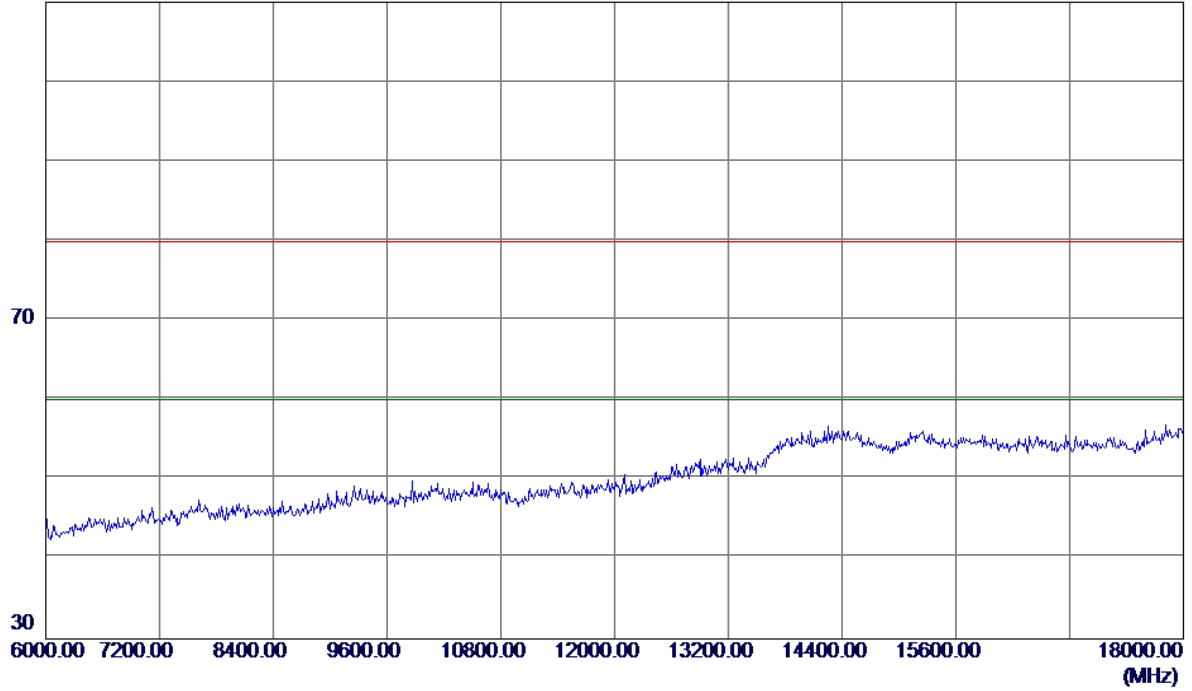


No.	Freq. MHz	Reading Level dBuV/m	Correct Factor dB	Measure ment dBuV/m	Limit dBuV/m	Margin dB	Detector	Comment
-----	--------------	----------------------------	-------------------------	---------------------------	-----------------	--------------	----------	---------

Orthogonal Axis:	X
Test Mode:	UNII-1/ TX AC20 Mode 5240MHz

Vertical

110 dBuV/m

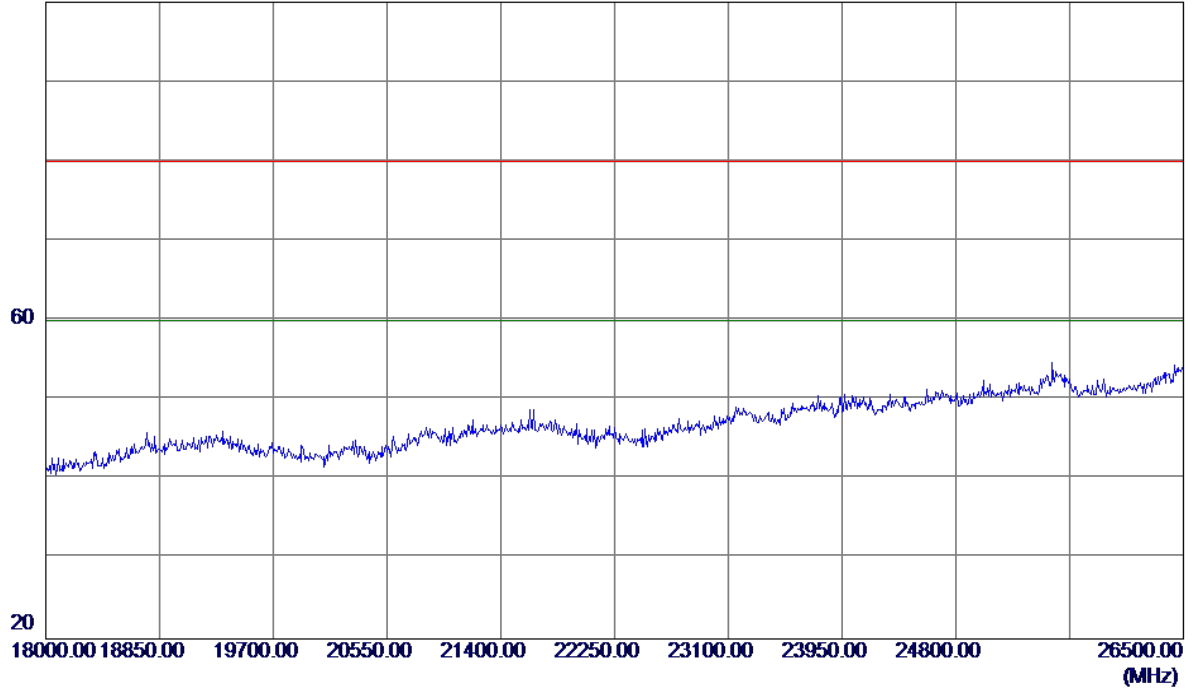


No.	Freq. MHz	Reading Level dBuV/m	Correct Factor dB	Measure ment dBuV/m	Limit dBuV/m	Margin dB	Detector	Comment

Orthogonal Axis:	X
Test Mode:	UNII-1/ TX AC20 Mode 5240MHz

Vertical

100 dBuV/m

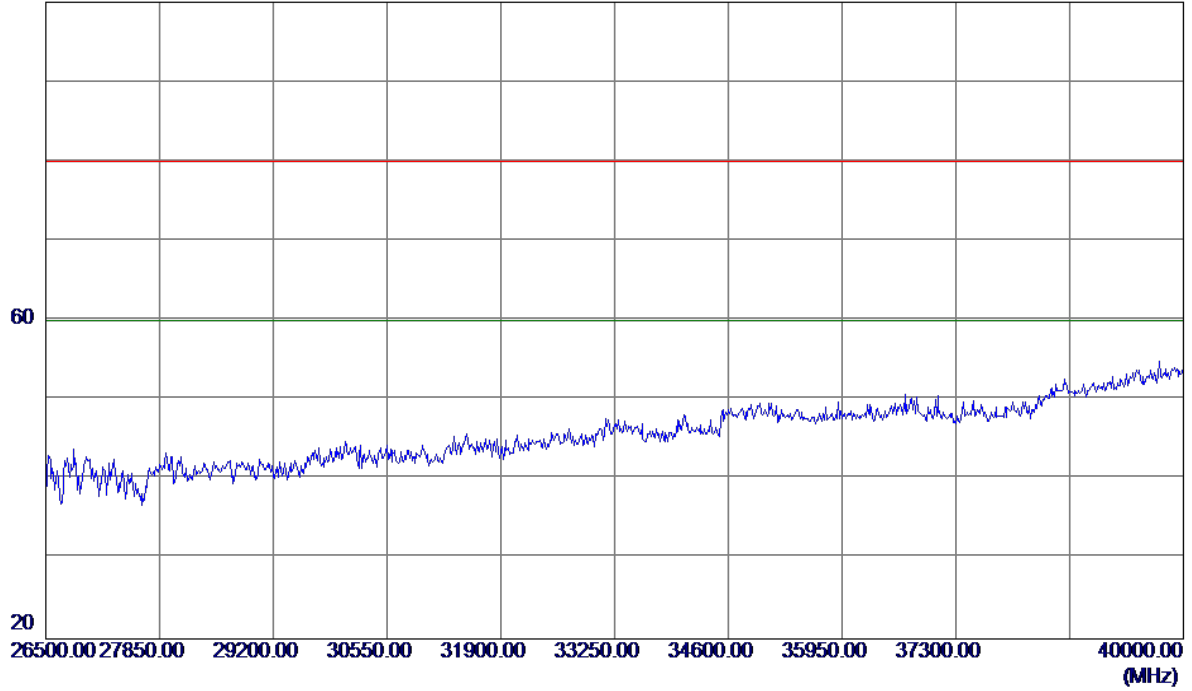


No.	Freq. MHz	Reading Level dBuV/m	Correct Factor dB	Measure ment dBuV/m	Limit dBuV/m	Margin dB	Detector	Comment

Orthogonal Axis:	X
Test Mode:	UNII-1/ TX AC20 Mode 5240MHz

Vertical

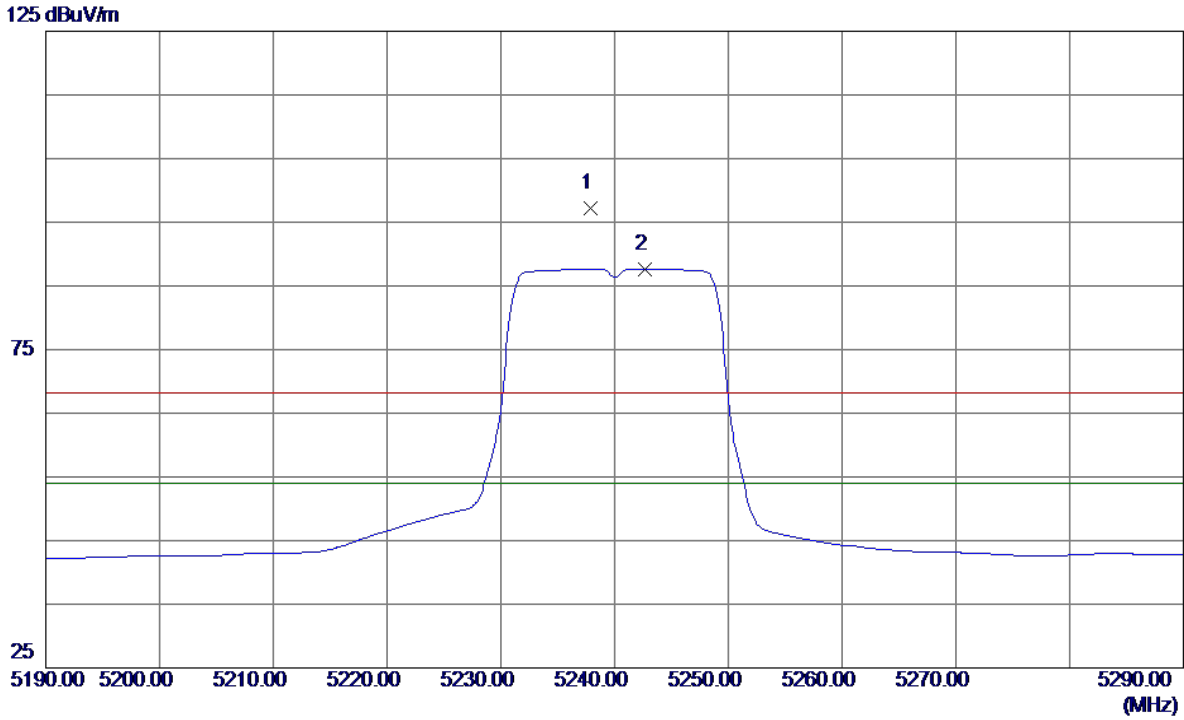
100 dBuV/m



No.	Freq. MHz	Reading Level dBuV/m	Correct Factor dB	Measure ment dBuV/m	Limit dBuV/m	Margin dB	Detector	Comment

Orthogonal Axis:	X
Test Mode:	UNII-1/ TX AC20 Mode 5240MHz

Horizontal

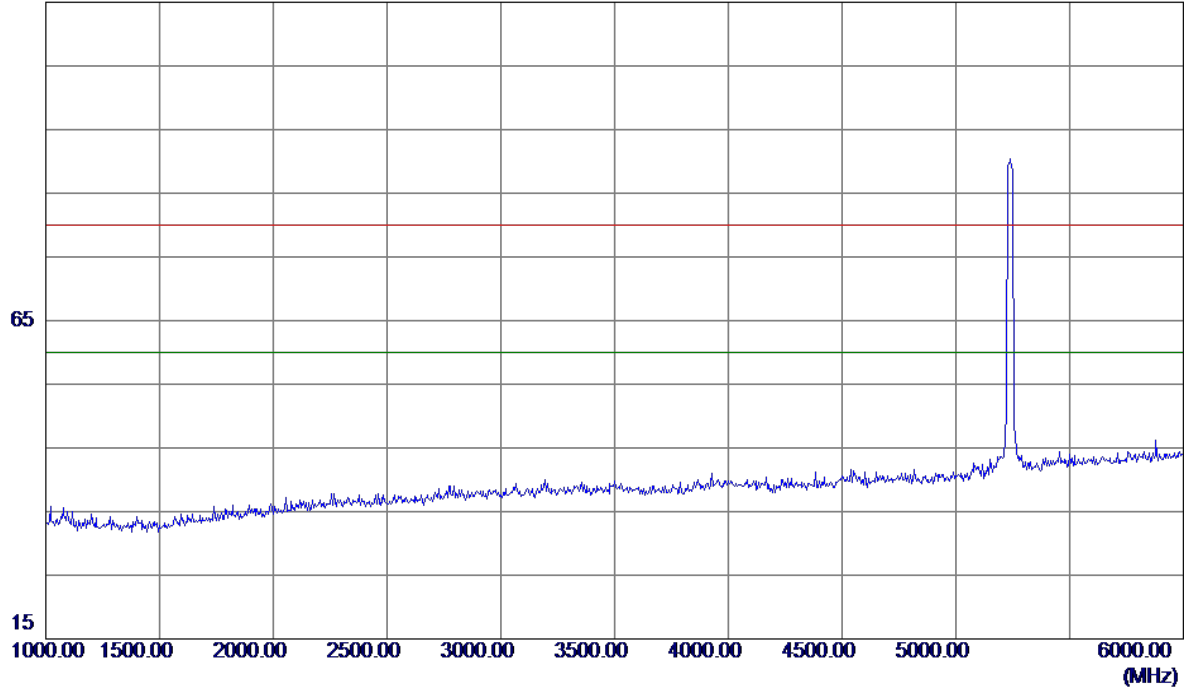


No.	Freq. MHz	Reading Level dBuV/m	Correct Factor dB	Measure ment dBuV/m	Limit dBuV/m	Margin dB	Detector	Comment
1	5237.9000	55.71	41.55	97.26	68.30	28.96	Peak	No Limit
2 *	5242.7000	46.08	41.57	87.65	54.00	33.65	AVG	No Limit

Orthogonal Axis:	X
Test Mode:	UNII-1/ TX AC20 Mode 5240MHz

Horizontal

115 dBuV/m

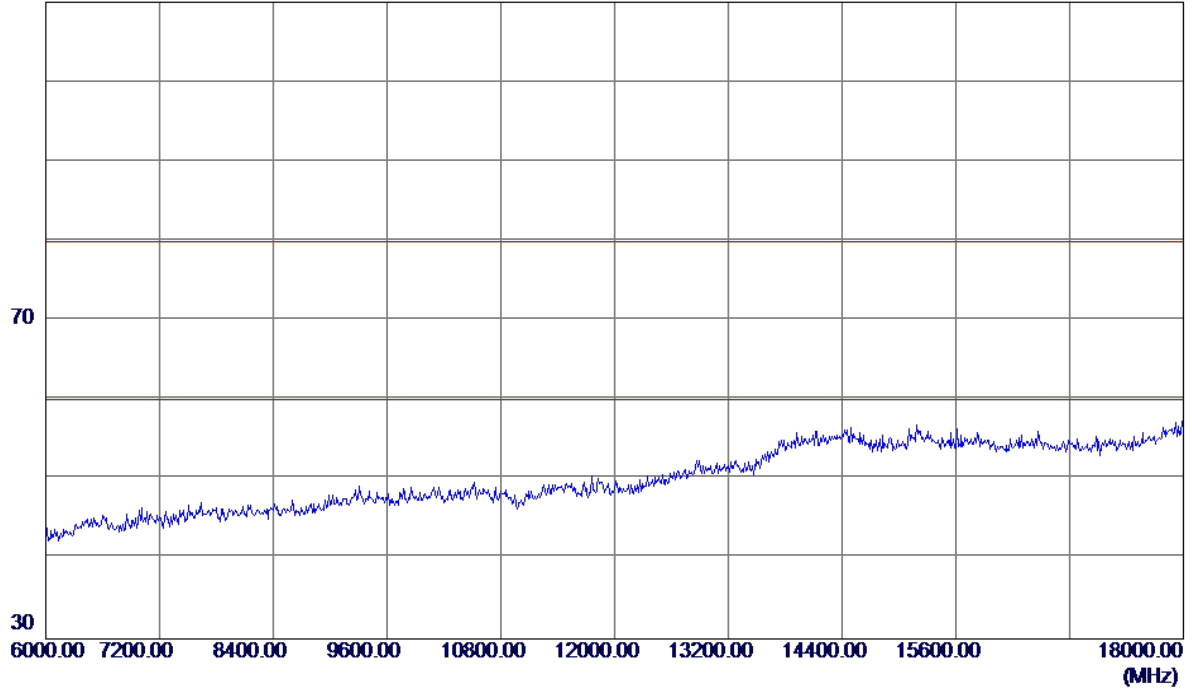


No.	Freq. MHz	Reading Level dBuV/m	Correct Factor dB	Measure ment dBuV/m	Limit dBuV/m	Margin dB	Detector	Comment
-----	--------------	----------------------------	-------------------------	---------------------------	-----------------	--------------	----------	---------

Orthogonal Axis:	X
Test Mode:	UNII-1/ TX AC20 Mode 5240MHz

Horizontal

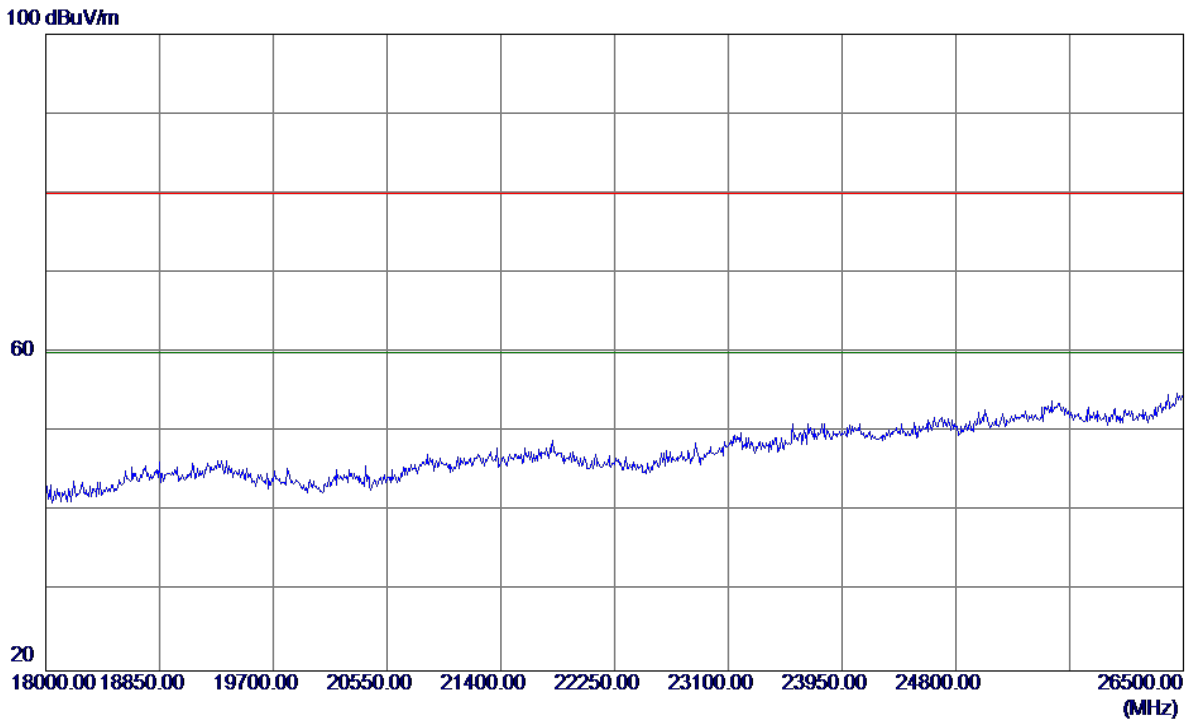
110 dBuV/m



No.	Freq. MHz	Reading Level dBuV/m	Correct Factor dB	Measure ment dBuV/m	Limit dBuV/m	Margin dB	Detector	Comment

Orthogonal Axis:	X
Test Mode:	UNII-1/ TX AC20 Mode 5240MHz

Horizontal

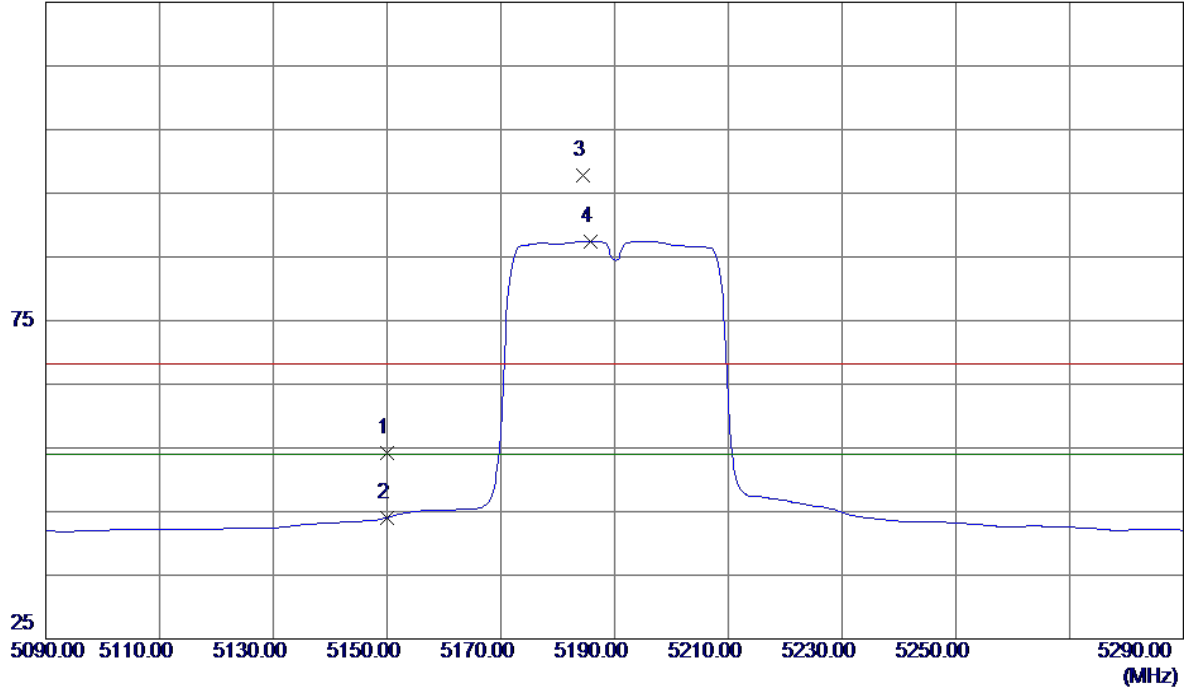


No.	Freq. MHz	Reading Level dBuV/m	Correct Factor dB	Measure ment dBuV/m	Limit dBuV/m	Margin dB	Detector	Comment

Orthogonal Axis:	X
Test Mode:	UNII-1/ TX AC40 Mode 5190MHz

Vertical

125 dBuV/m

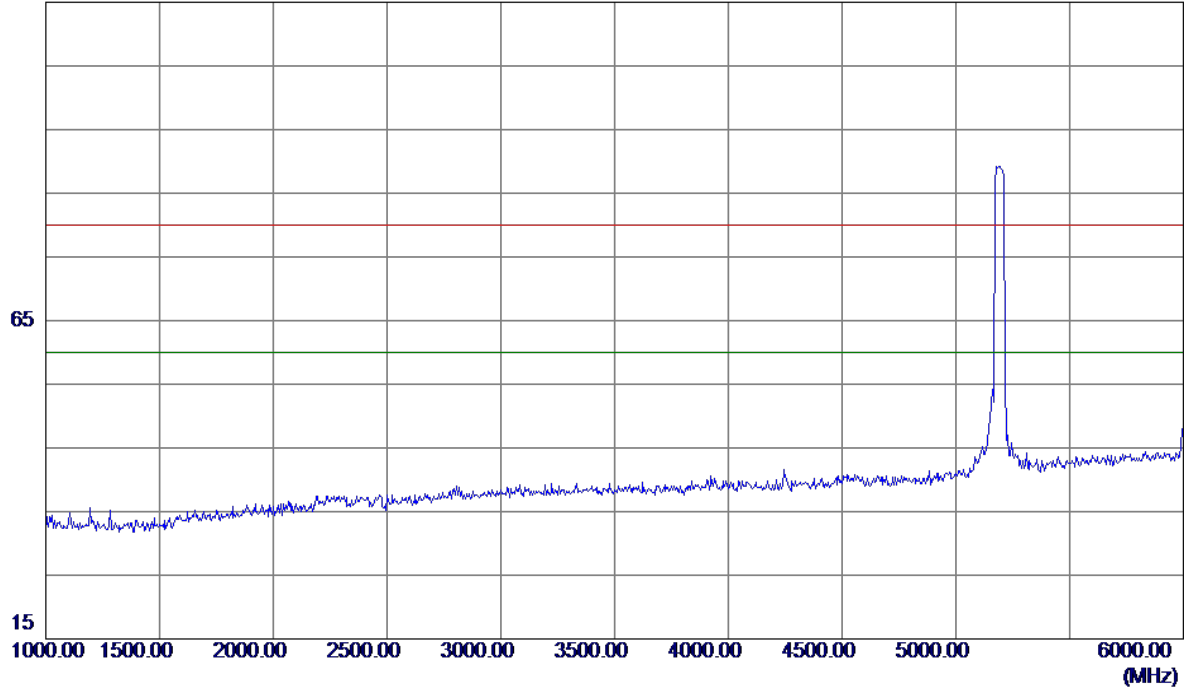


No.	Freq. MHz	Reading Level dBuV/m	Correct Factor dB	Measure ment dBuV/m	Limit dBuV/m	Margin dB	Detector	Comment
1	5150.0000	13.06	41.10	54.16	68.30	-14.14	Peak	
2	5150.0000	2.94	41.10	44.04	54.00	-9.96	AVG	
3	5184.4000	56.46	41.28	97.74	68.30	29.44	Peak	No Limit
4 *	5185.8000	46.13	41.28	87.41	54.00	33.41	AVG	No Limit

Orthogonal Axis:	X
Test Mode:	UNII-1/ TX AC40 Mode 5190MHz

Vertical

115 dBuV/m

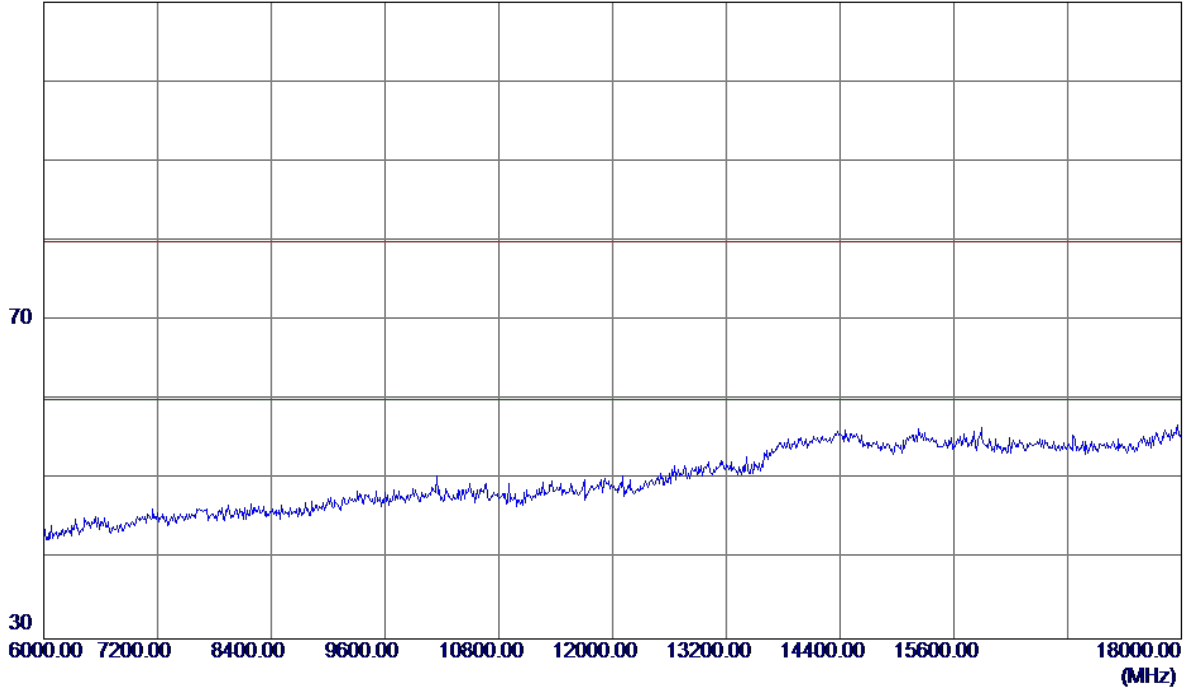


No.	Freq. MHz	Reading Level dBuV/m	Correct Factor dB	Measure ment dBuV/m	Limit dBuV/m	Margin dB	Detector	Comment

Orthogonal Axis:	X
Test Mode:	UNII-1/ TX AC40 Mode 5190MHz

Vertical

110 dBuV/m

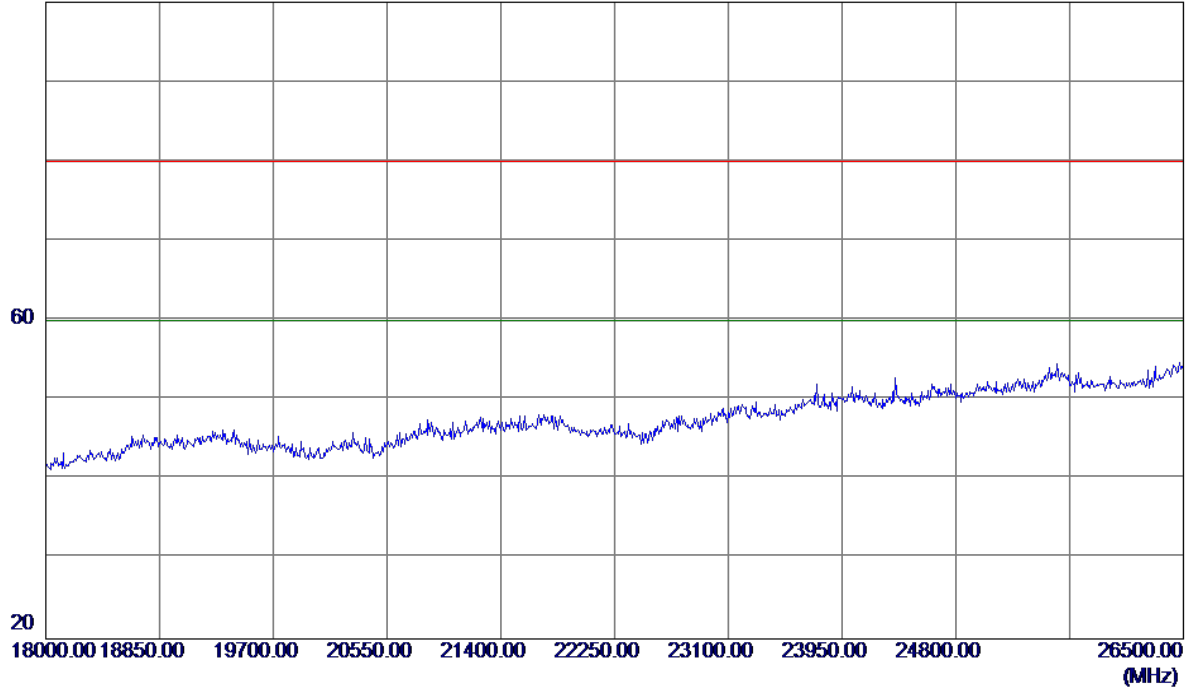


No.	Freq. MHz	Reading Level dBuV/m	Correct Factor dB	Measure ment dBuV/m	Limit dBuV/m	Margin dB	Detector	Comment

Orthogonal Axis:	X
Test Mode:	UNII-1/ TX AC40 Mode 5190MHz

Vertical

100 dBuV/m

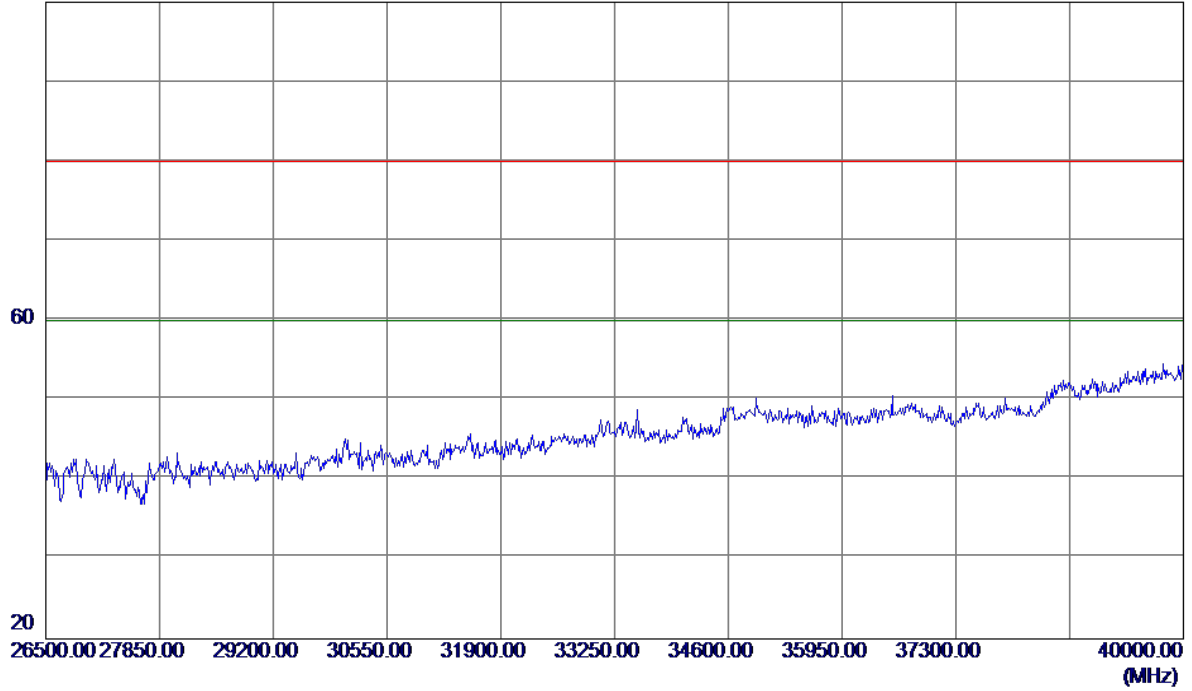


No.	Freq. MHz	Reading Level dBuV/m	Correct Factor dB	Measure ment dBuV/m	Limit dBuV/m	Margin dB	Detector	Comment

Orthogonal Axis:	X
Test Mode:	UNII-1/ TX AC40 Mode 5190MHz

Vertical

100 dBuV/m

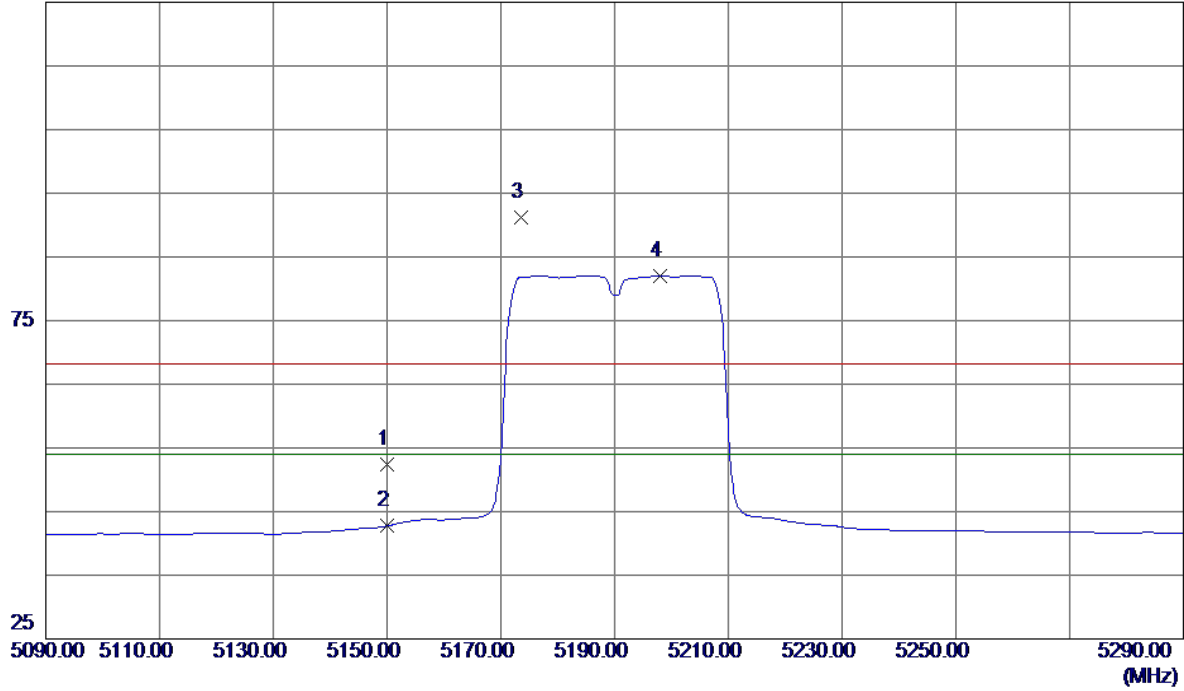


No.	Freq. MHz	Reading Level dBuV/m	Correct Factor dB	Measure ment dBuV/m	Limit dBuV/m	Margin dB	Detector	Comment

Orthogonal Axis:	X
Test Mode:	UNII-1/ TX AC40 Mode 5190MHz

Horizontal

125 dBuV/m

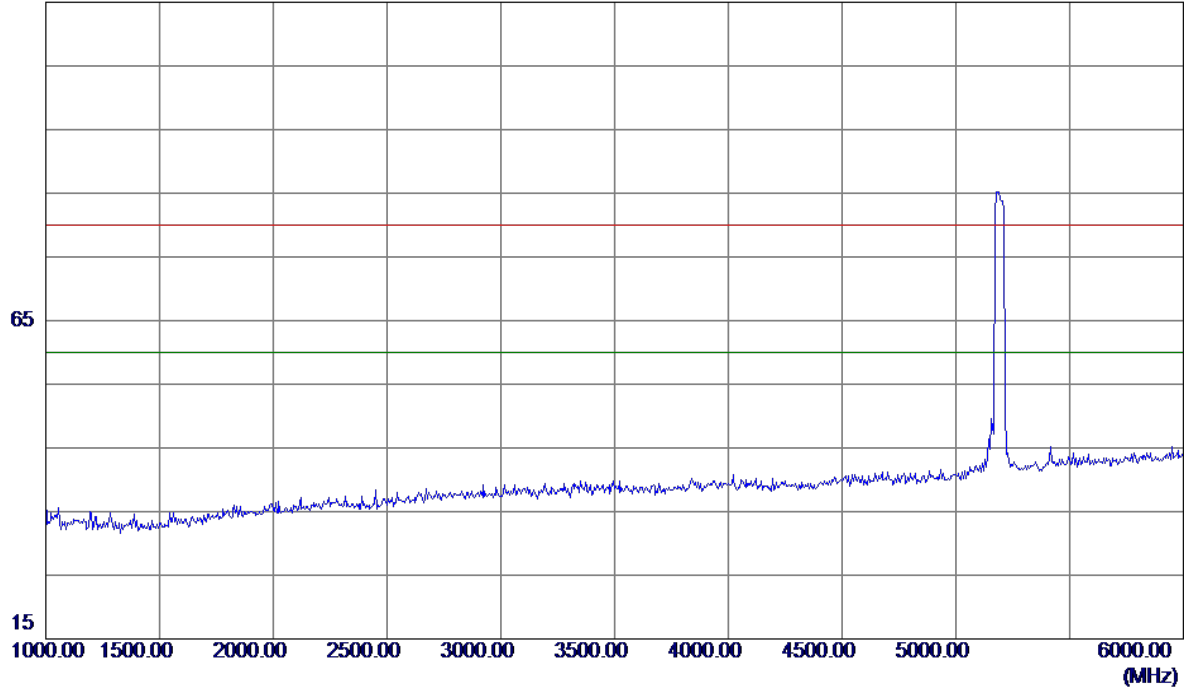


No.	Freq. MHz	Reading Level dBuV/m	Correct Factor dB	Measure ment dBuV/m	Limit dBuV/m	Margin dB	Detector	Comment
1	5150.0000	11.36	41.10	52.46	68.30	-15.84	Peak	
2	5150.0000	1.64	41.10	42.74	54.00	-11.26	AVG	
3	5173.6000	50.07	41.22	91.29	68.30	22.99	Peak	No Limit
4 *	5198.0000	40.68	41.35	82.03	54.00	28.03	AVG	No Limit

Orthogonal Axis:	X
Test Mode:	UNII-1/ TX AC40 Mode 5190MHz

Horizontal

115 dBuV/m

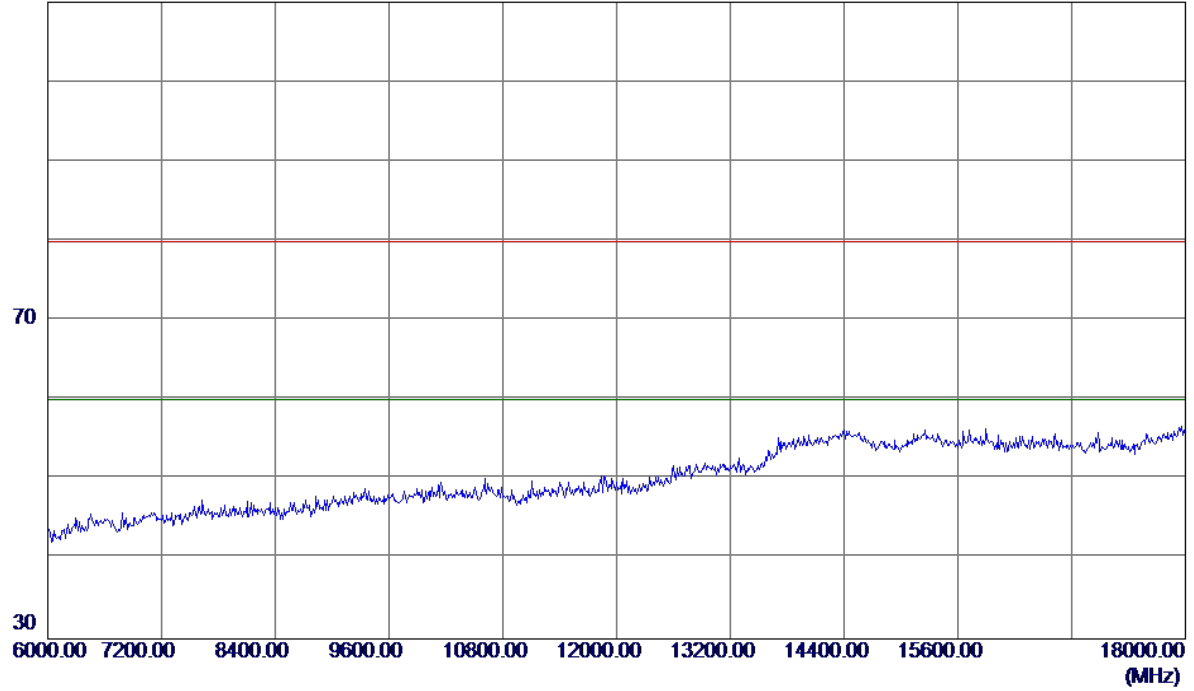


No.	Freq. MHz	Reading Level dBuV/m	Correct Factor dB	Measure ment dBuV/m	Limit dBuV/m	Margin dB	Detector	Comment

Orthogonal Axis:	X
Test Mode:	UNII-1/ TX AC40 Mode 5190MHz

Horizontal

110 dBuV/m

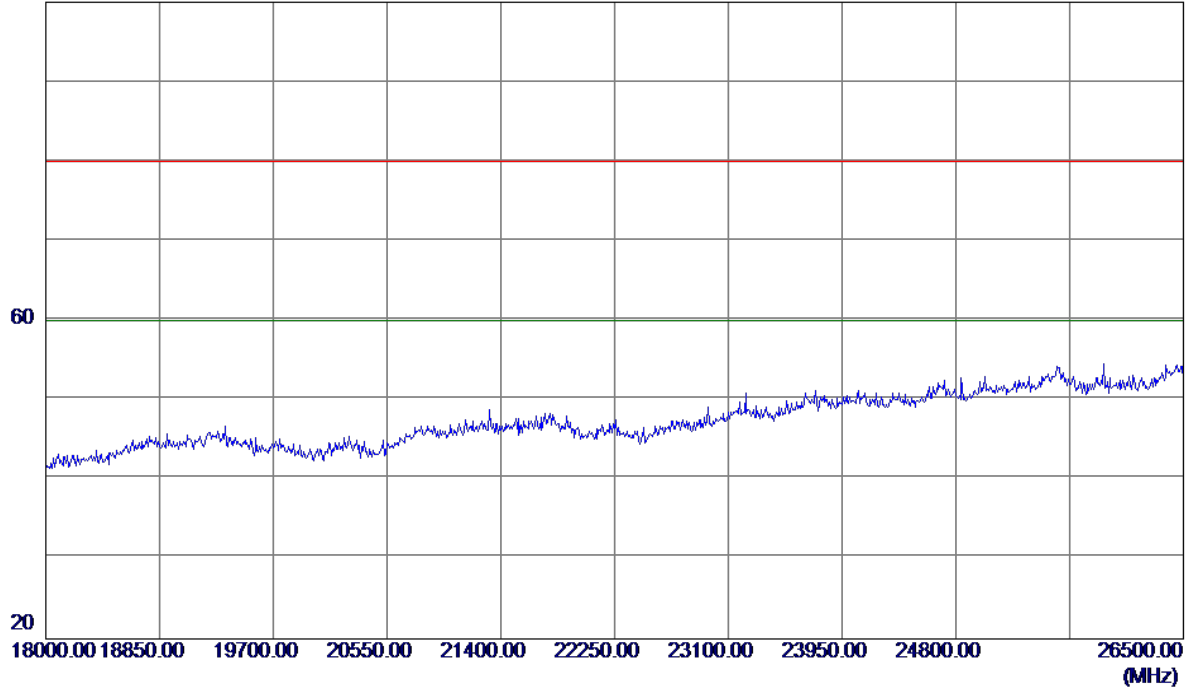


No.	Freq. MHz	Reading Level dBuV/m	Correct Factor dB	Measure ment dBuV/m	Limit dBuV/m	Margin dB	Detector	Comment

Orthogonal Axis:	X
Test Mode:	UNII-1/ TX AC40 Mode 5190MHz

Horizontal

100 dBuV/m

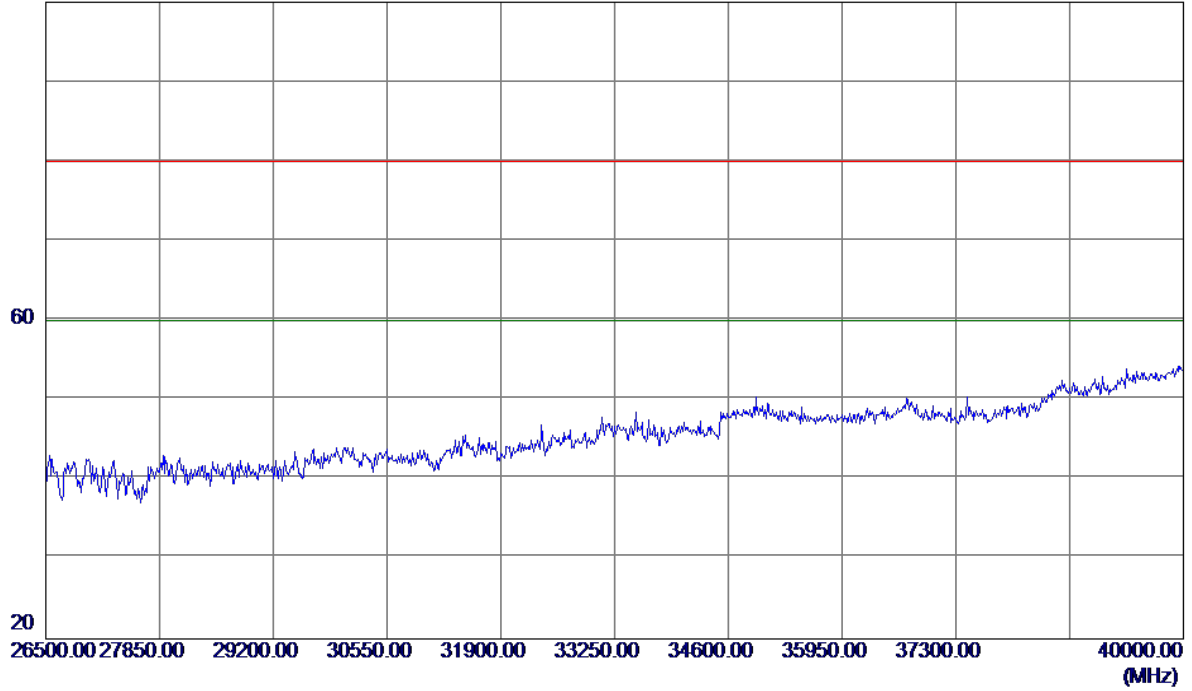


No.	Freq. MHz	Reading Level dBuV/m	Correct Factor dB	Measure ment dBuV/m	Limit dBuV/m	Margin dB	Detector	Comment

Orthogonal Axis:	X
Test Mode:	UNII-1/ TX AC40 Mode 5190MHz

Horizontal

100 dBuV/m

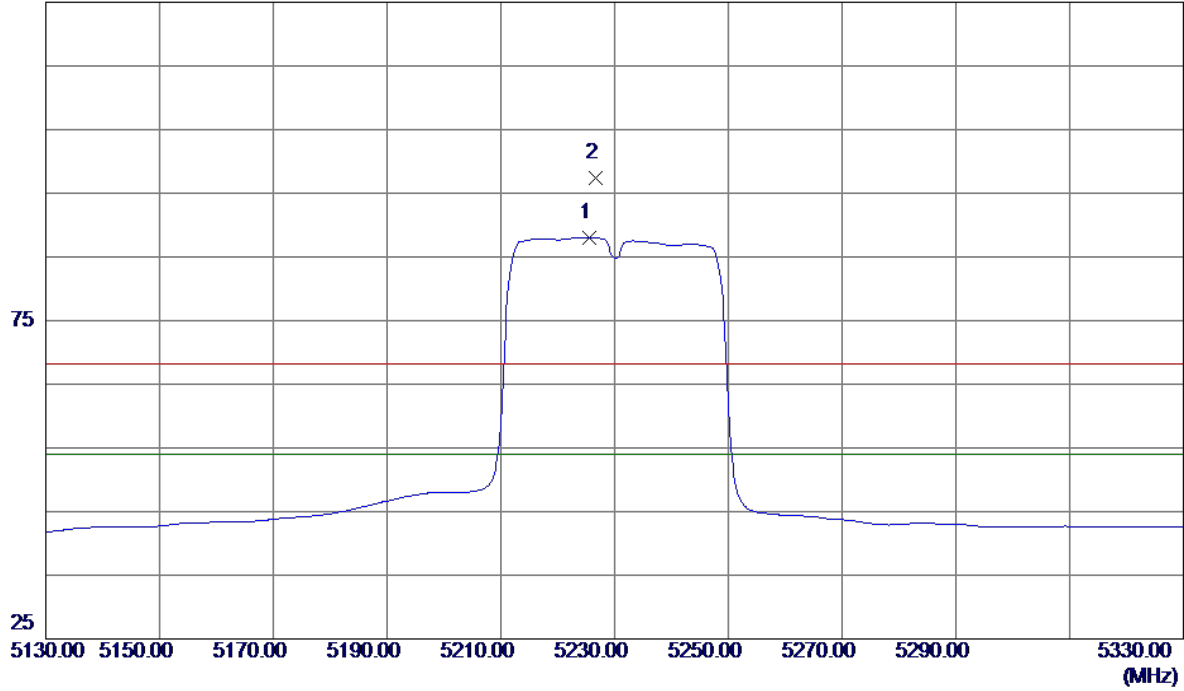


No.	Freq. MHz	Reading Level dBuV/m	Correct Factor dB	Measure ment dBuV/m	Limit dBuV/m	Margin dB	Detector	Comment

Orthogonal Axis:	X
Test Mode:	UNII-1/ TX AC40 Mode 5230MHz

Vertical

125 dBuV/m

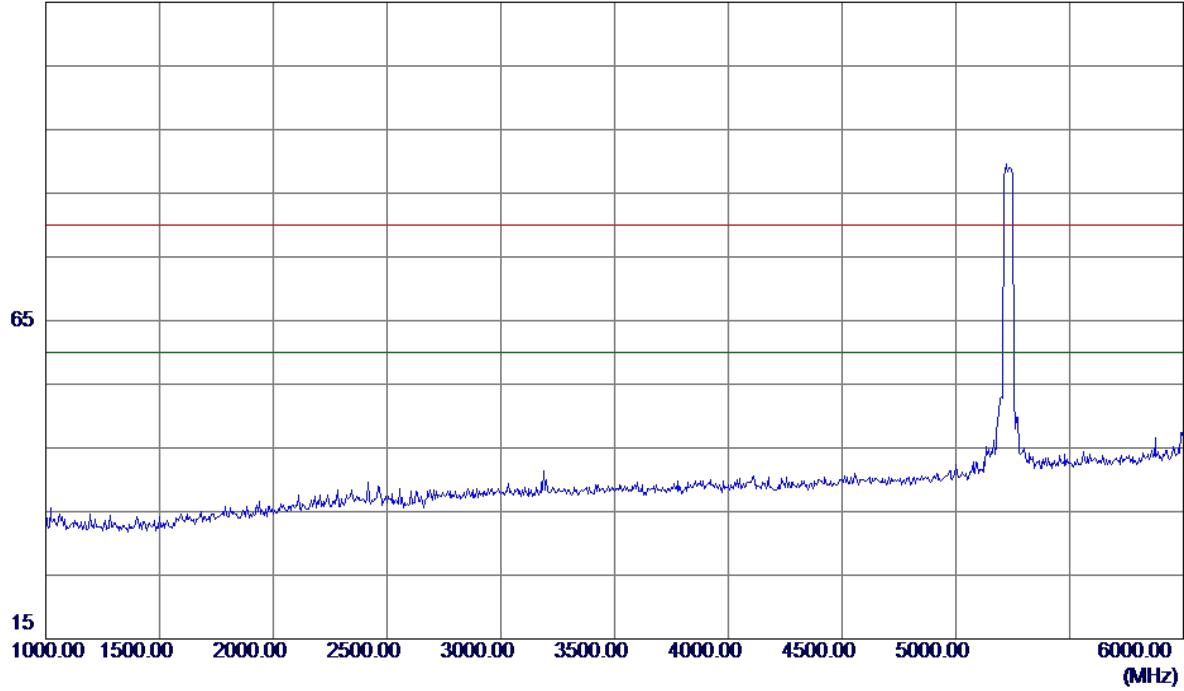


No.	Freq. MHz	Reading Level dBuV/m	Correct Factor dB	Measure ment dBuV/m	Limit dBuV/m	Margin dB	Detector	Comment
1 *	5225.6000	46.56	41.49	88.05	54.00	34.05	AVG	No Limit
2	5226.6000	55.83	41.49	97.32	68.30	29.02	Peak	No Limit

Orthogonal Axis:	X
Test Mode:	UNII-1/ TX AC40 Mode 5230MHz

Vertical

115 dBuV/m

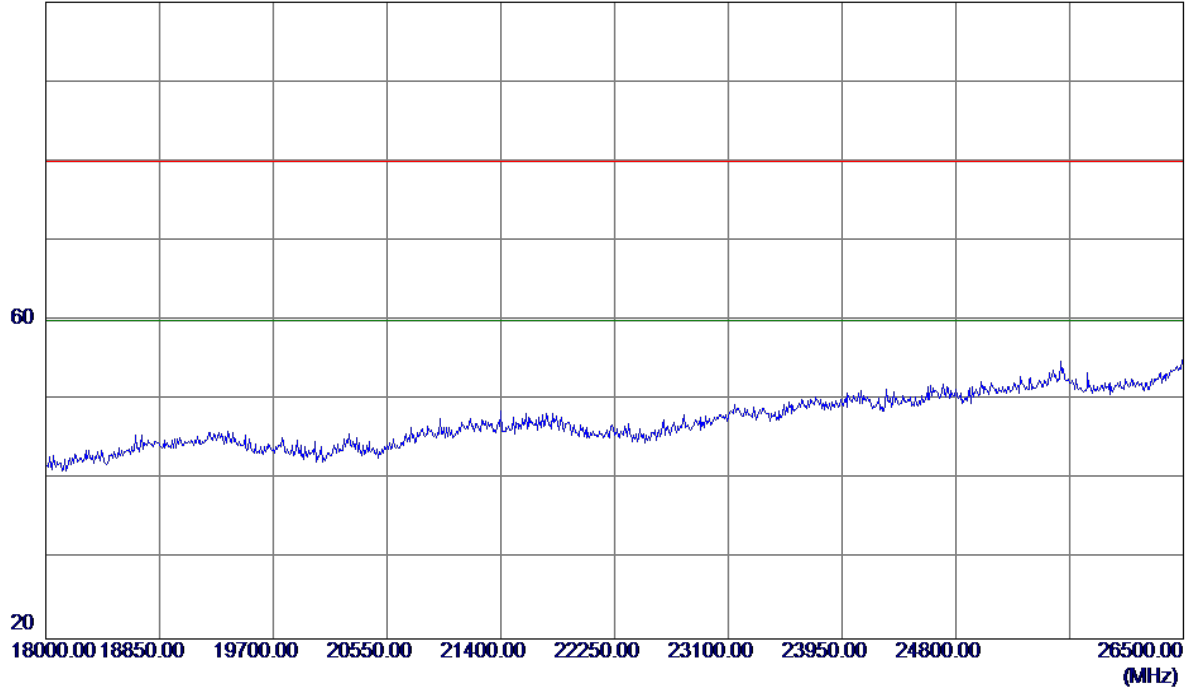


No.	Freq. MHz	Reading Level dBuV/m	Correct Factor dB	Measure ment dBuV/m	Limit dBuV/m	Margin dB	Detector	Comment
-----	--------------	----------------------------	-------------------------	---------------------------	-----------------	--------------	----------	---------

Orthogonal Axis:	X
Test Mode:	UNII-1/ TX AC40 Mode 5230MHz

Vertical

100 dBuV/m

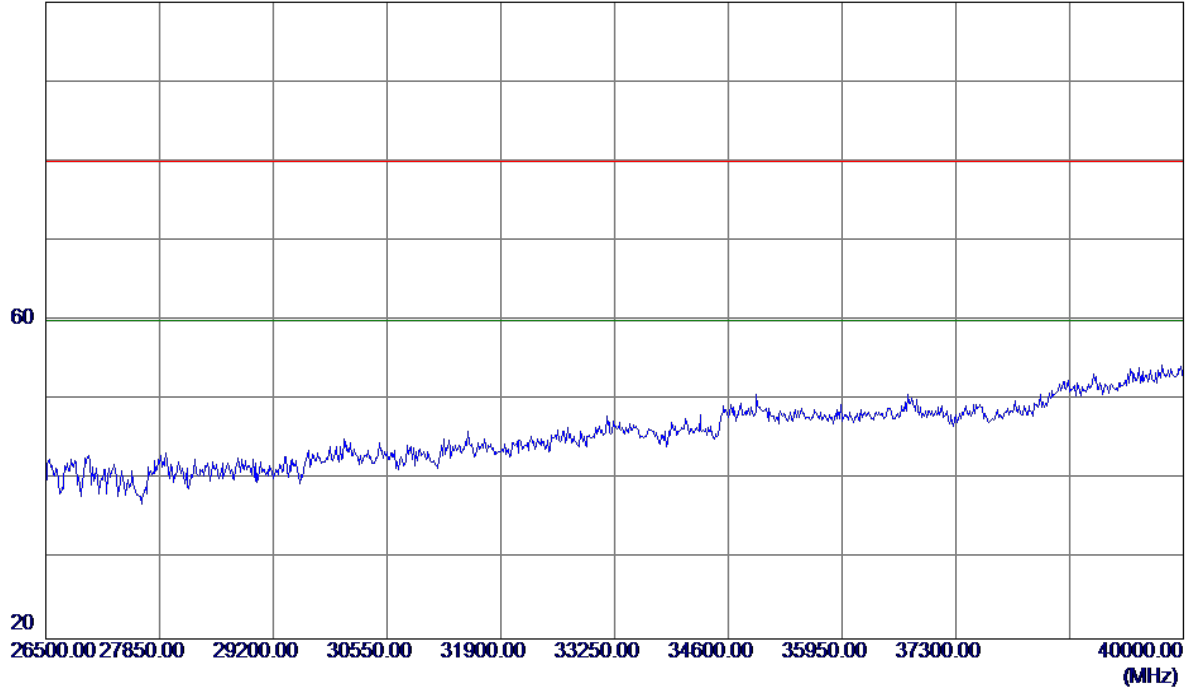


No.	Freq. MHz	Reading Level dBuV/m	Correct Factor dB	Measure ment dBuV/m	Limit dBuV/m	Margin dB	Detector	Comment

Orthogonal Axis:	X
Test Mode:	UNII-1/ TX AC40 Mode 5230MHz

Vertical

100 dBuV/m

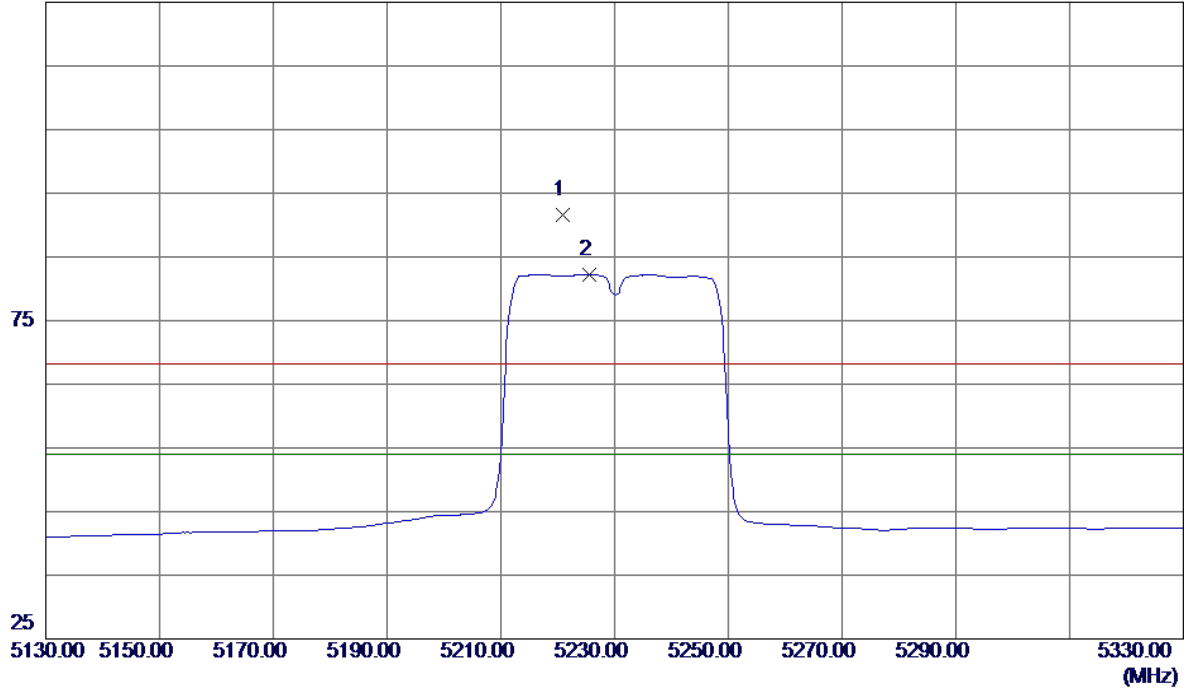


No.	Freq. MHz	Reading Level dBuV/m	Correct Factor dB	Measure ment dBuV/m	Limit dBuV/m	Margin dB	Detector	Comment

Orthogonal Axis:	X
Test Mode:	UNII-1/ TX AC40 Mode 5230MHz

Horizontal

125 dBuV/m

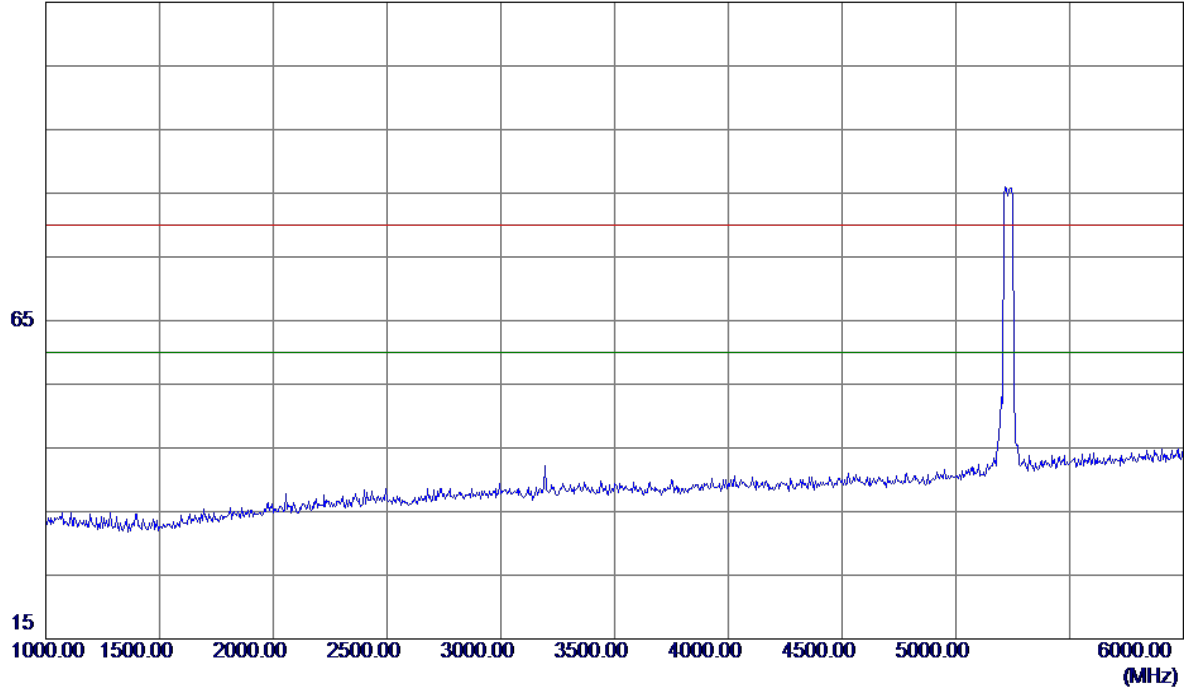


No.	Freq. MHz	Reading Level dBuV/m	Correct Factor dB	Measure ment dBuV/m	Limit dBuV/m	Margin dB	Detector	Comment
1	5220.8000	50.10	41.46	91.56	68.30	23.26	Peak	No Limit
2 *	5225.6000	40.69	41.49	82.18	54.00	28.18	AVG	No Limit

Orthogonal Axis:	X
Test Mode:	UNII-1/ TX AC40 Mode 5230MHz

Horizontal

115 dBuV/m

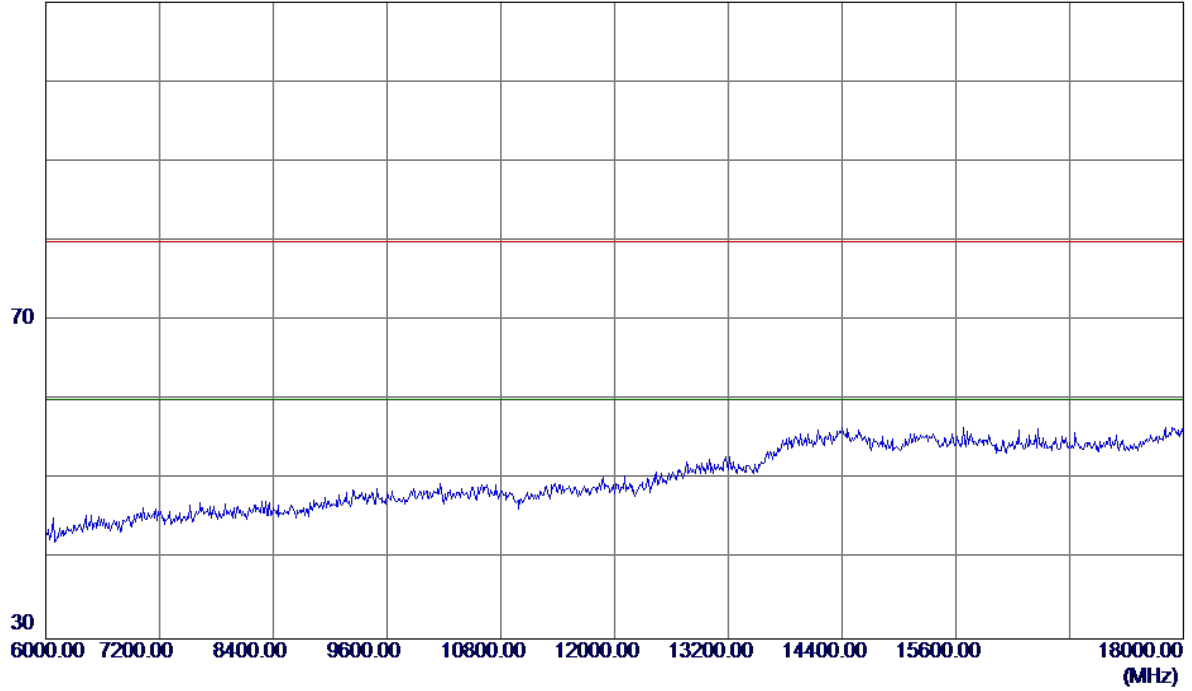


No.	Freq. MHz	Reading Level dBuV/m	Correct Factor dB	Measure ment dBuV/m	Limit dBuV/m	Margin dB	Detector	Comment
-----	--------------	----------------------------	-------------------------	---------------------------	-----------------	--------------	----------	---------

Orthogonal Axis:	X
Test Mode:	UNII-1/ TX AC40 Mode 5230MHz

Horizontal

110 dBuV/m

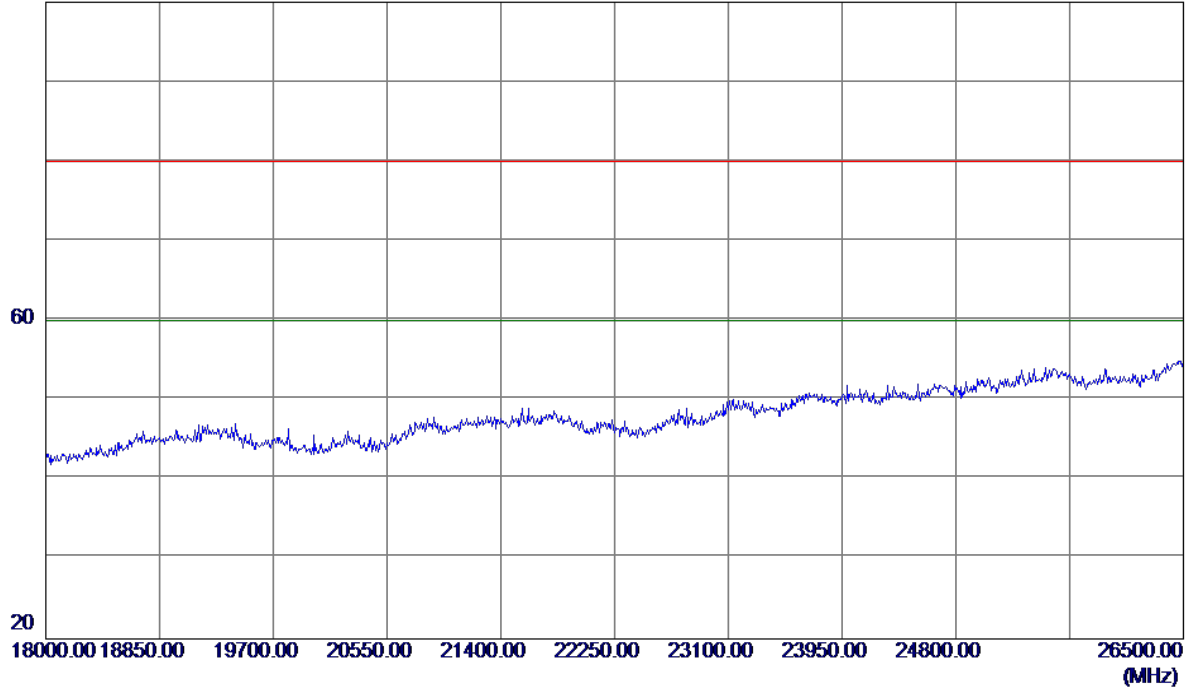


No.	Freq. MHz	Reading Level dBuV/m	Correct Factor dB	Measure ment dBuV/m	Limit dBuV/m	Margin dB	Detector	Comment
-----	--------------	----------------------------	-------------------------	---------------------------	-----------------	--------------	----------	---------

Orthogonal Axis:	X
Test Mode:	UNII-1/ TX AC40 Mode 5230MHz

Horizontal

100 dBuV/m

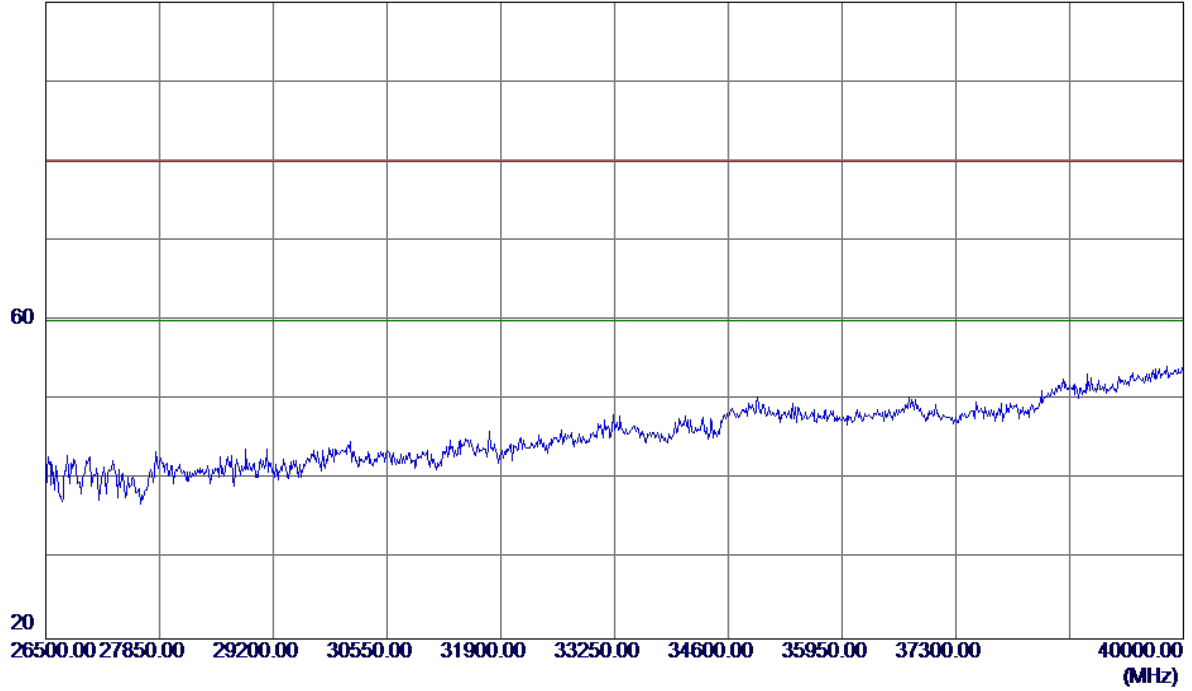


No.	Freq. MHz	Reading Level dBuV/m	Correct Factor dB	Measure ment dBuV/m	Limit dBuV/m	Margin dB	Detector	Comment

Orthogonal Axis:	X
Test Mode:	UNII-1/ TX AC40 Mode 5230MHz

Horizontal

100 dBuV/m

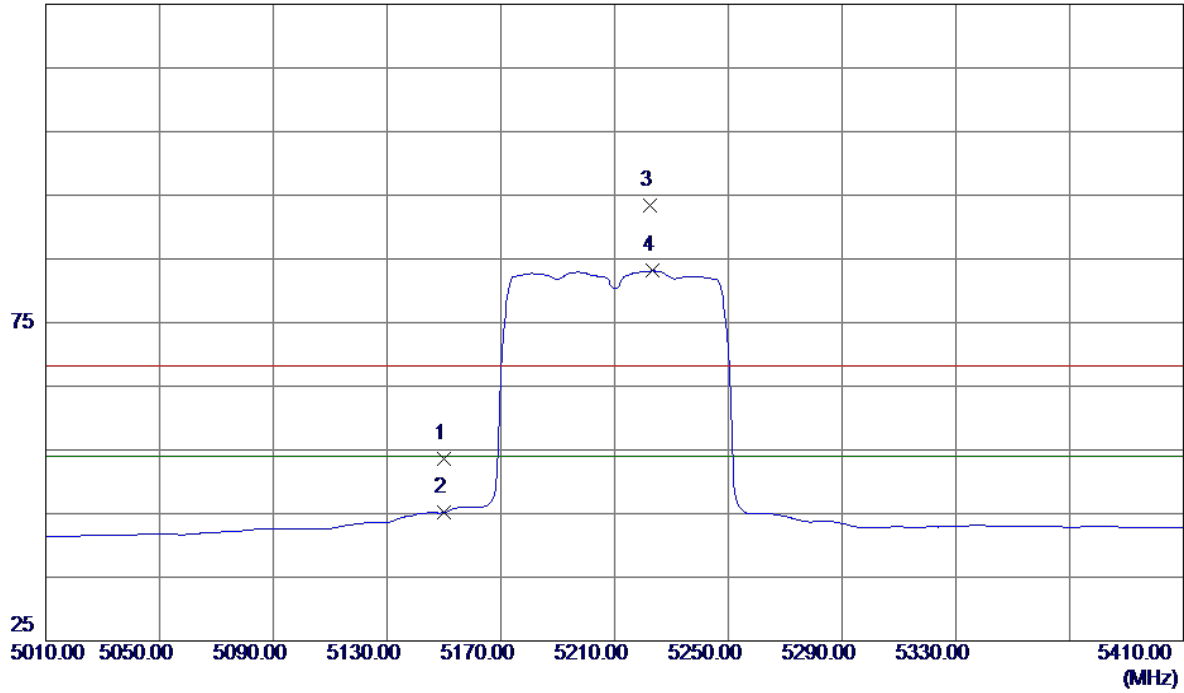


No.	Freq. MHz	Reading Level dBuV/m	Correct Factor dB	Measure ment dBuV/m	Limit dBuV/m	Margin dB	Detector	Comment

Orthogonal Axis:	X
Test Mode:	UNII-1/ TX AC80 Mode 5210MHz

Vertical

125 dBuV/m

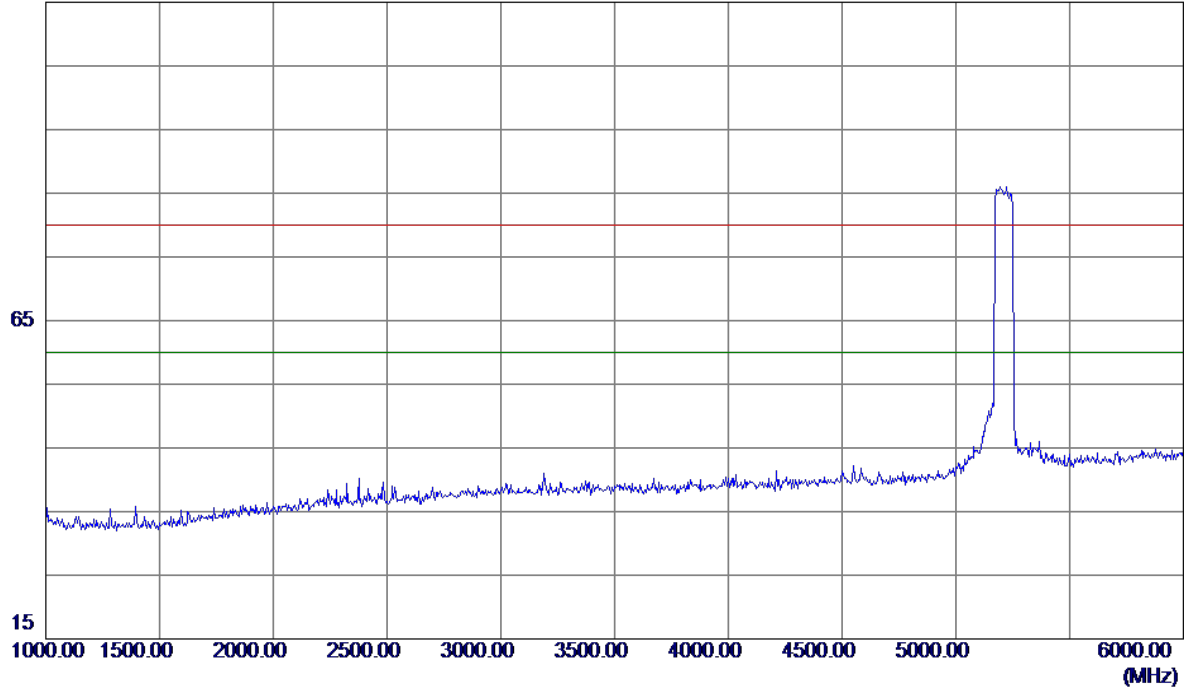


No.	Freq. MHz	Reading Level dBuV/m	Correct Factor dB	Measure ment dBuV/m	Limit dBuV/m	Margin dB	Detector	Comment
1	5150.0000	12.57	41.10	53.67	68.30	-14.63	Peak	
2	5150.0000	4.08	41.10	45.18	54.00	-8.82	AVG	
3	5222.4000	51.87	41.47	93.34	68.30	25.04	Peak	No Limit
4 *	5223.2000	41.67	41.47	83.14	54.00	29.14	AVG	No Limit

Orthogonal Axis:	X
Test Mode:	UNII-1/ TX AC80 Mode 5210MHz

Vertical

115 dBuV/m

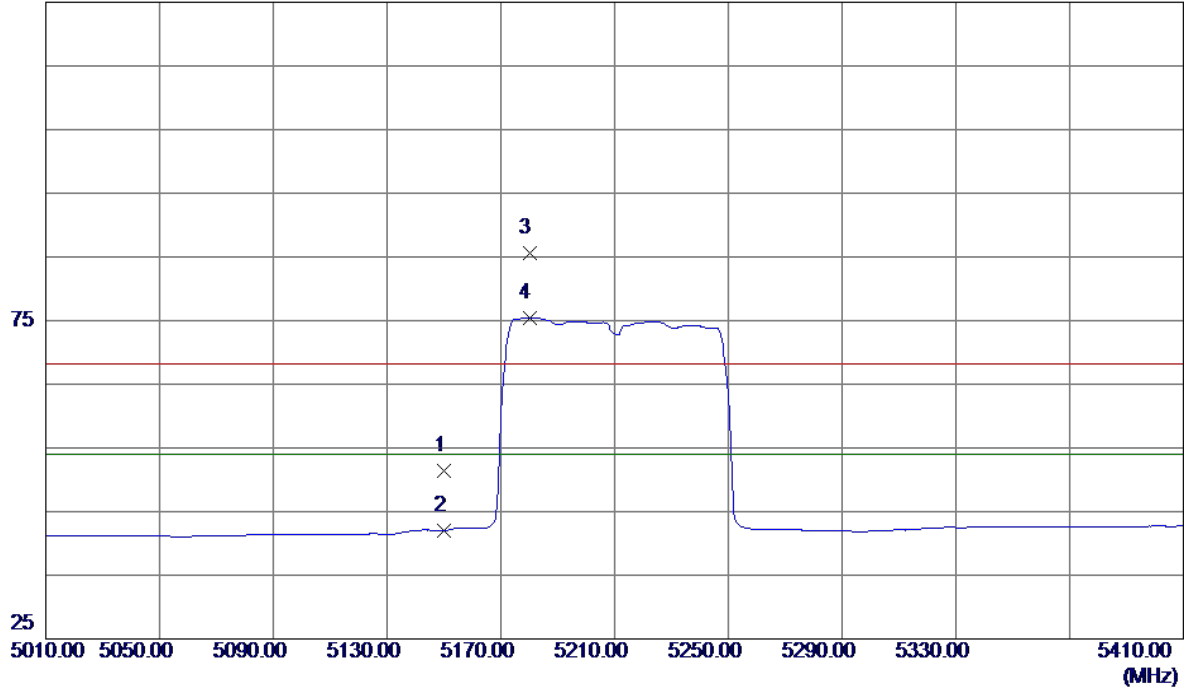


No.	Freq. MHz	Reading Level dBuV/m	Correct Factor dB	Measure ment dBuV/m	Limit dBuV/m	Margin dB	Detector	Comment
-----	--------------	----------------------------	-------------------------	---------------------------	-----------------	--------------	----------	---------

Orthogonal Axis:	X
Test Mode:	UNII-1/ TX AC80 Mode 5210MHz

Horizontal

125 dBuV/m

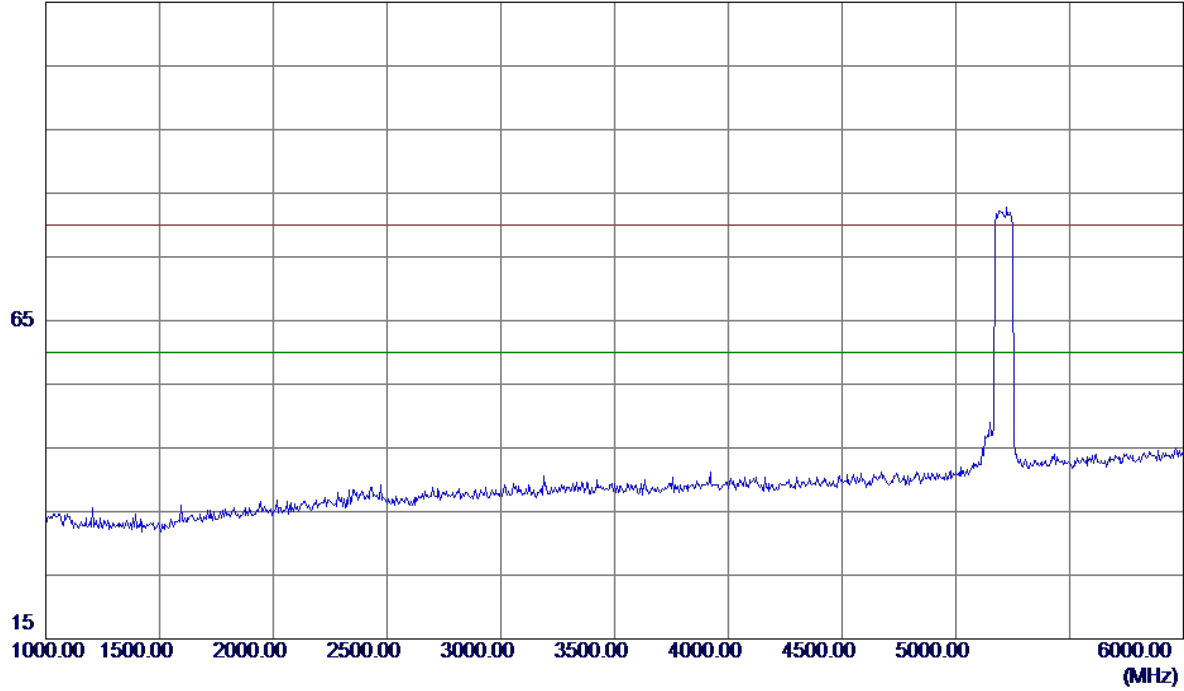


No.	Freq. MHz	Reading Level dBuV/m	Correct Factor dB	Measure ment dBuV/m	Limit dBuV/m	Margin dB	Detector	Comment
1	5150.0000	10.38	41.10	51.48	68.30	-16.82	Peak	
2	5150.0000	0.88	41.10	41.98	54.00	-12.02	AVG	
3	5180.0000	44.44	41.25	85.69	68.30	17.39	Peak	No Limit
4 *	5180.0000	34.23	41.25	75.48	54.00	21.48	AVG	No Limit

Orthogonal Axis:	X
Test Mode:	UNII-1/ TX AC80 Mode 5210MHz

Horizontal

115 dBuV/m

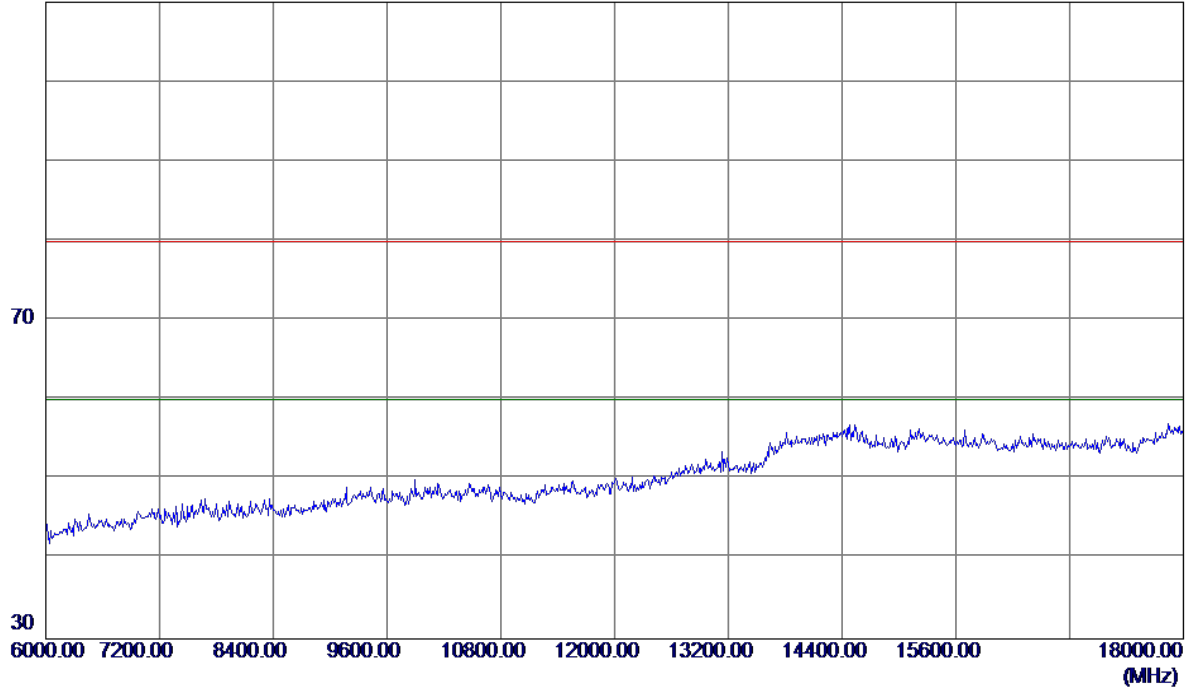


No.	Freq. MHz	Reading Level dBuV/m	Correct Factor dB	Measure ment dBuV/m	Limit dBuV/m	Margin dB	Detector	Comment

Orthogonal Axis:	X
Test Mode:	UNII-1/ TX AC80 Mode 5210MHz

Horizontal

110 dBuV/m

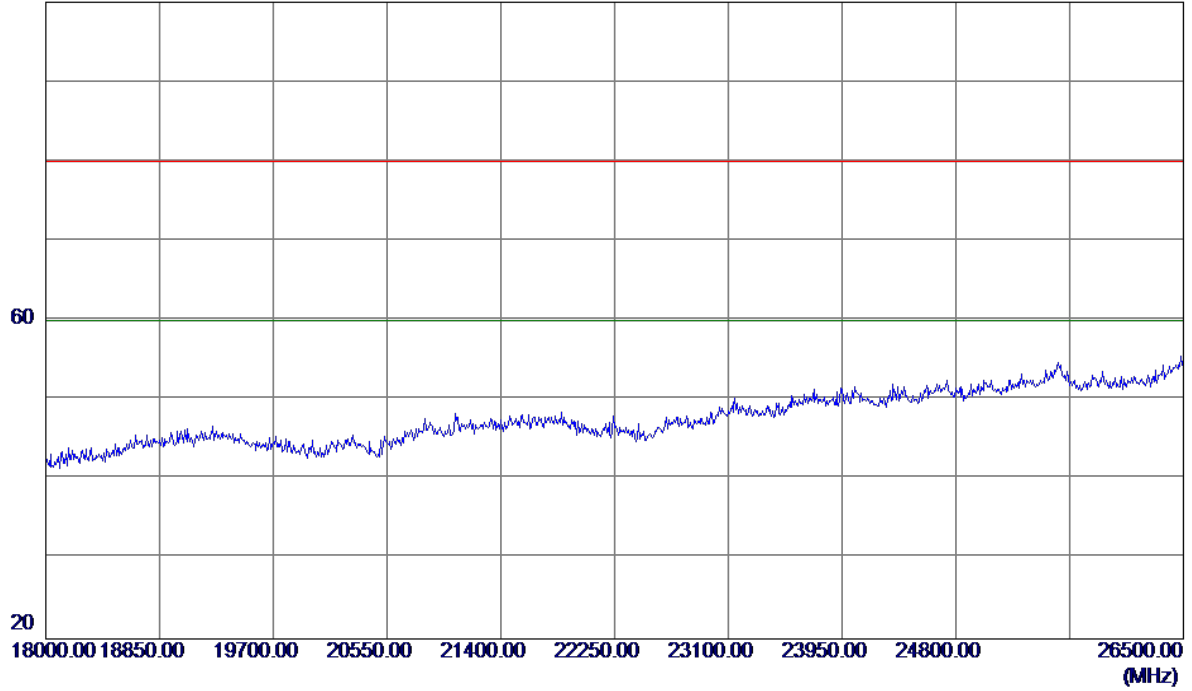


No.	Freq. MHz	Reading Level dBuV/m	Correct Factor dB	Measure ment dBuV/m	Limit dBuV/m	Margin dB	Detector	Comment

Orthogonal Axis:	X
Test Mode:	UNII-1/ TX AC80 Mode 5210MHz

Horizontal

100 dBuV/m

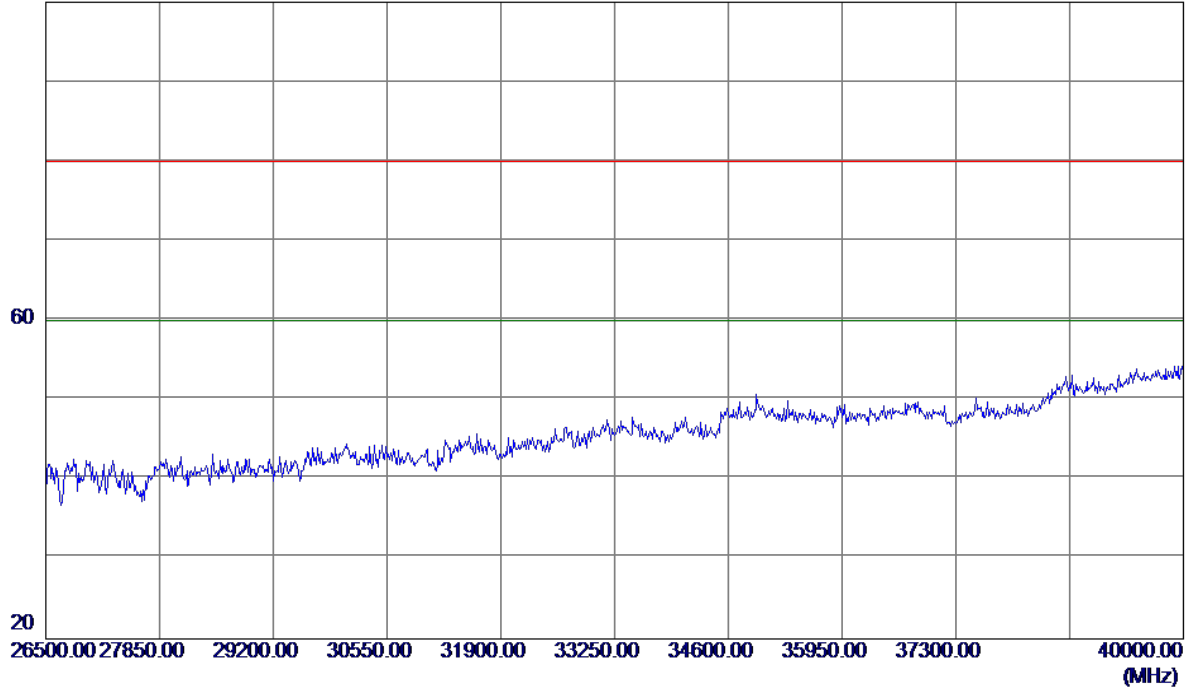


No.	Freq. MHz	Reading Level dBuV/m	Correct Factor dB	Measure ment dBuV/m	Limit dBuV/m	Margin dB	Detector	Comment

Orthogonal Axis:	X
Test Mode:	UNII-1/ TX AC80 Mode 5210MHz

Horizontal

100 dBuV/m

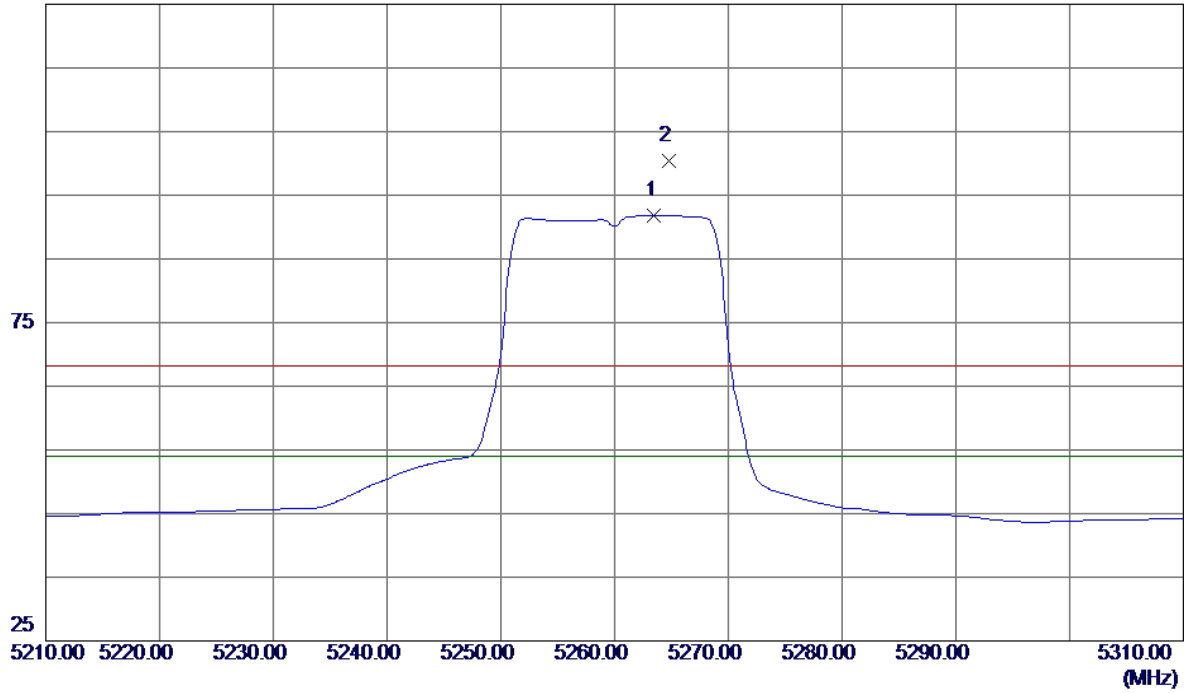


No.	Freq. MHz	Reading Level dBuV/m	Correct Factor dB	Measure ment dBuV/m	Limit dBuV/m	Margin dB	Detector	Comment

Orthogonal Axis :	X
Test Mode :	UNII-2A/ TX AC20 Mode 5260MHz

Vertical

125 dBuV/m

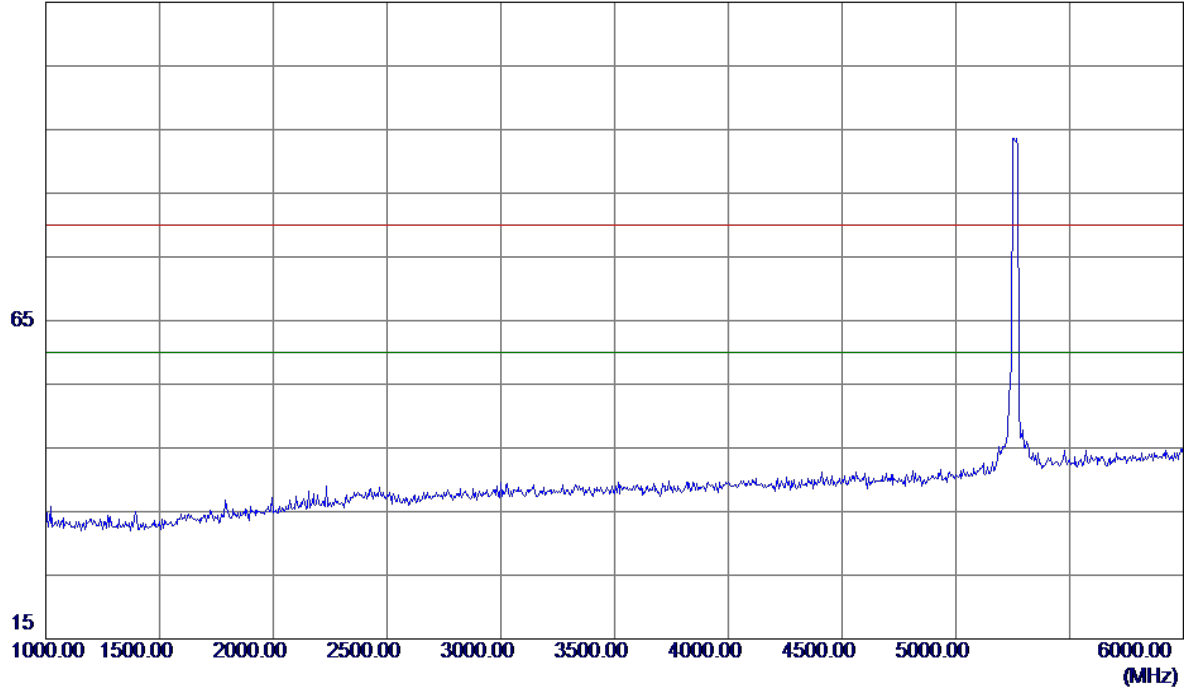


No.	Freq. MHz	Reading Level dBuV/m	Correct Factor dB	Measure ment dBuV/m	Limit dBuV/m	Margin dB	Detector	Comment
1 *	5263.5000	50.16	41.68	91.84	54.00	37.84	AVG	No Limit
2	5264.8000	58.65	41.69	100.34	68.30	32.04	Peak	No Limit

Orthogonal Axis :	X
Test Mode :	UNII-2A/ TX AC20 Mode 5260MHz

Vertical

115 dBuV/m

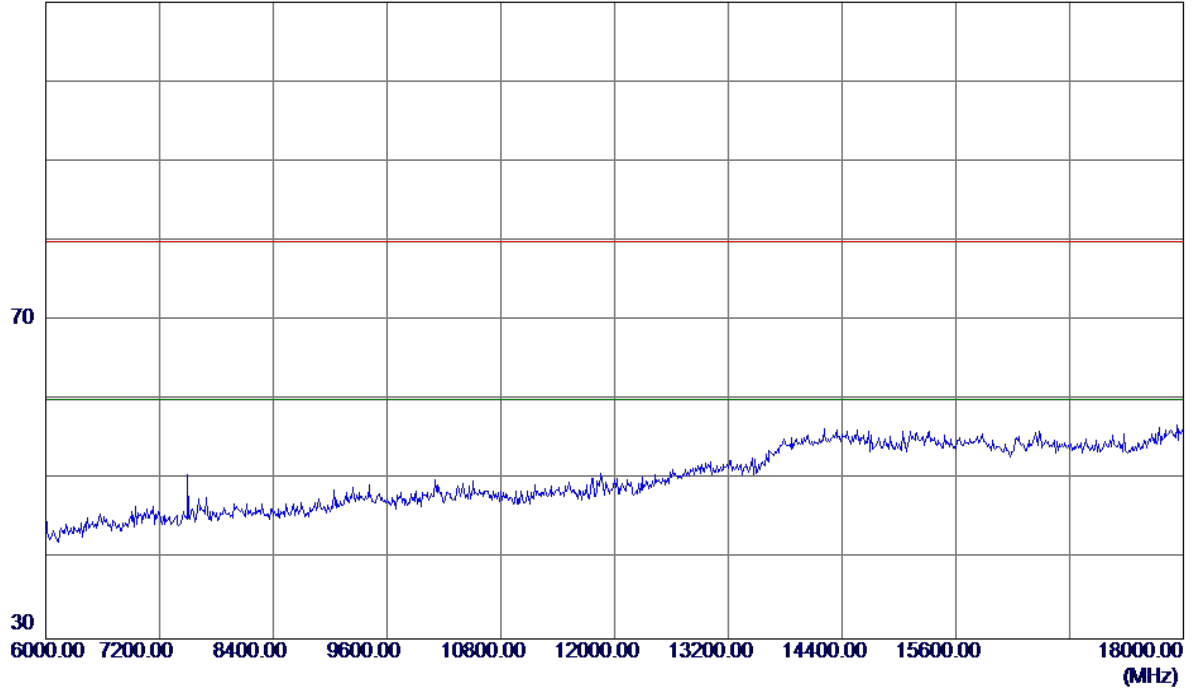


No.	Freq. MHz	Reading Level dBuV/m	Correct Factor dB	Measure ment dBuV/m	Limit dBuV/m	Margin dB	Detector	Comment
-----	--------------	----------------------------	-------------------------	---------------------------	-----------------	--------------	----------	---------

Orthogonal Axis :	X
Test Mode :	UNII-2A/ TX AC20 Mode 5260MHz

Vertical

110 dBuV/m

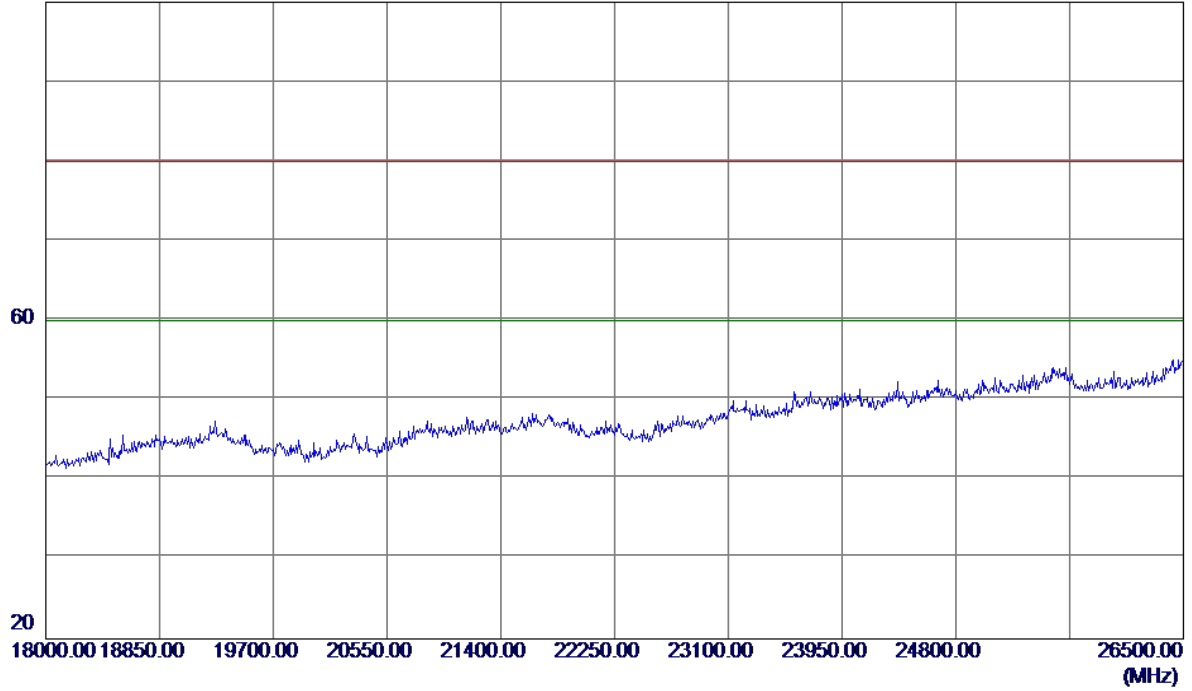


No.	Freq. MHz	Reading Level dBuV/m	Correct Factor dB	Measure ment dBuV/m	Limit dBuV/m	Margin dB	Detector	Comment

Orthogonal Axis :	X
Test Mode :	UNII-2A/ TX AC20 Mode 5260MHz

Vertical

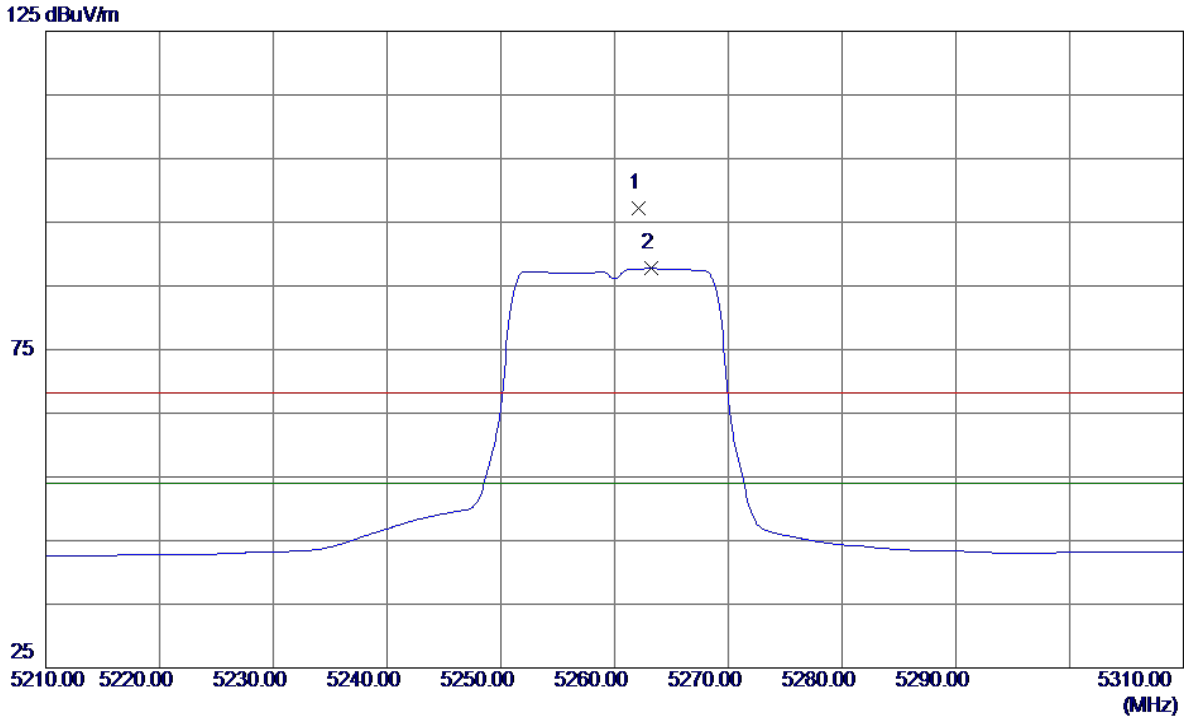
100 dBuV/m



No.	Freq. MHz	Reading Level dBuV/m	Correct Factor dB	Measure ment dBuV/m	Limit dBuV/m	Margin dB	Detector	Comment
-----	--------------	----------------------------	-------------------------	---------------------------	-----------------	--------------	----------	---------

Orthogonal Axis :	X
Test Mode :	UNII-2A/ TX AC20 Mode 5260MHz

Horizontal

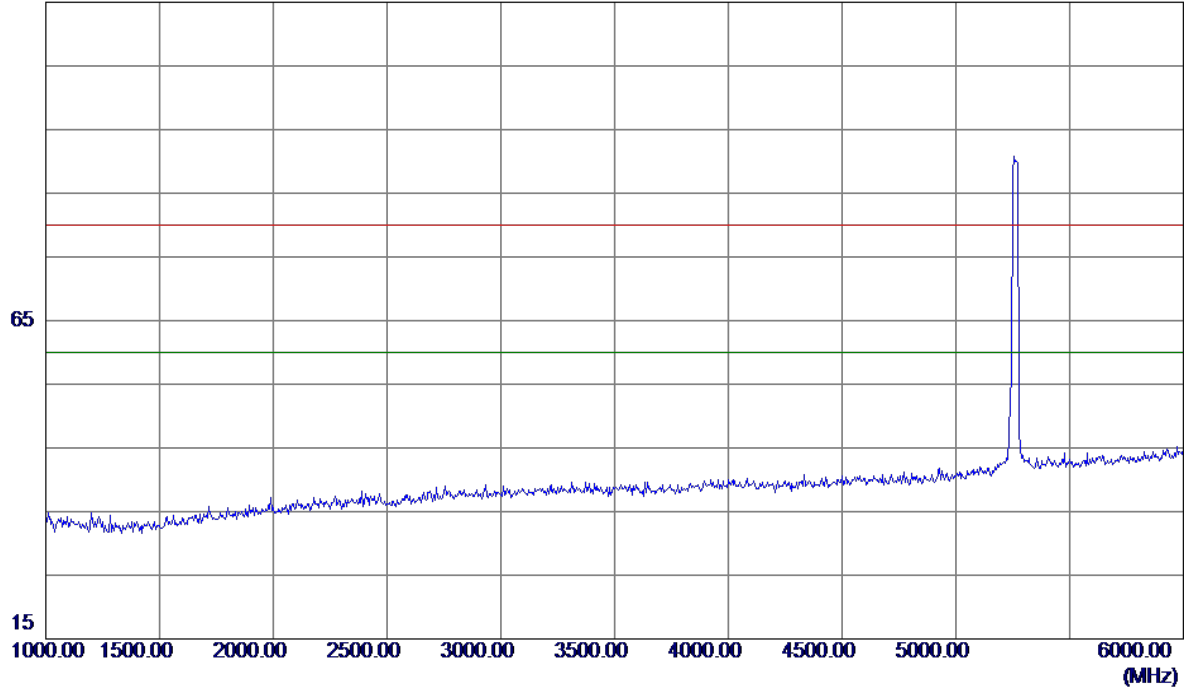


No.	Freq. MHz	Reading Level dBuV/m	Correct Factor dB	Measure ment dBuV/m	Limit dBuV/m	Margin dB	Detector	Comment
1	5262.1000	55.44	41.67	97.11	68.30	28.81	Peak	No Limit
2 *	5263.2000	46.04	41.68	87.72	54.00	33.72	AVG	No Limit

Orthogonal Axis :	X
Test Mode :	UNII-2A/ TX AC20 Mode 5260MHz

Horizontal

115 dBuV/m

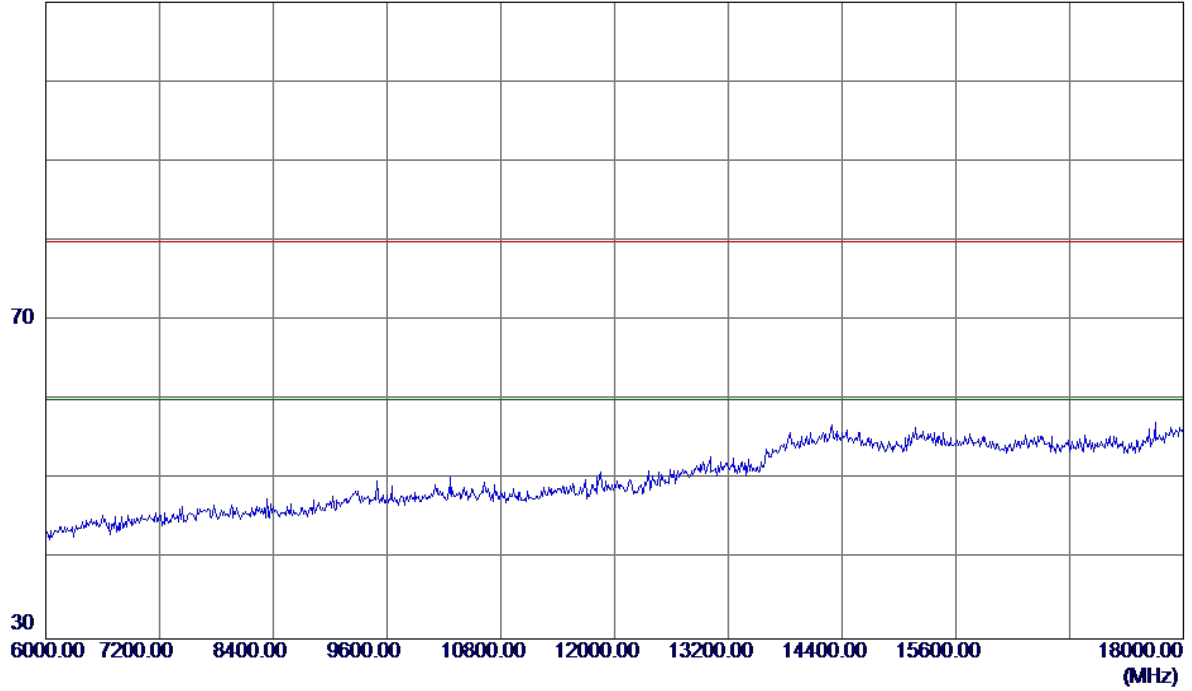


No.	Freq. MHz	Reading Level dBuV/m	Correct Factor dB	Measure ment dBuV/m	Limit dBuV/m	Margin dB	Detector	Comment
-----	--------------	----------------------------	-------------------------	---------------------------	-----------------	--------------	----------	---------

Orthogonal Axis :	X
Test Mode :	UNII-2A/ TX AC20 Mode 5260MHz

Horizontal

110 dBuV/m

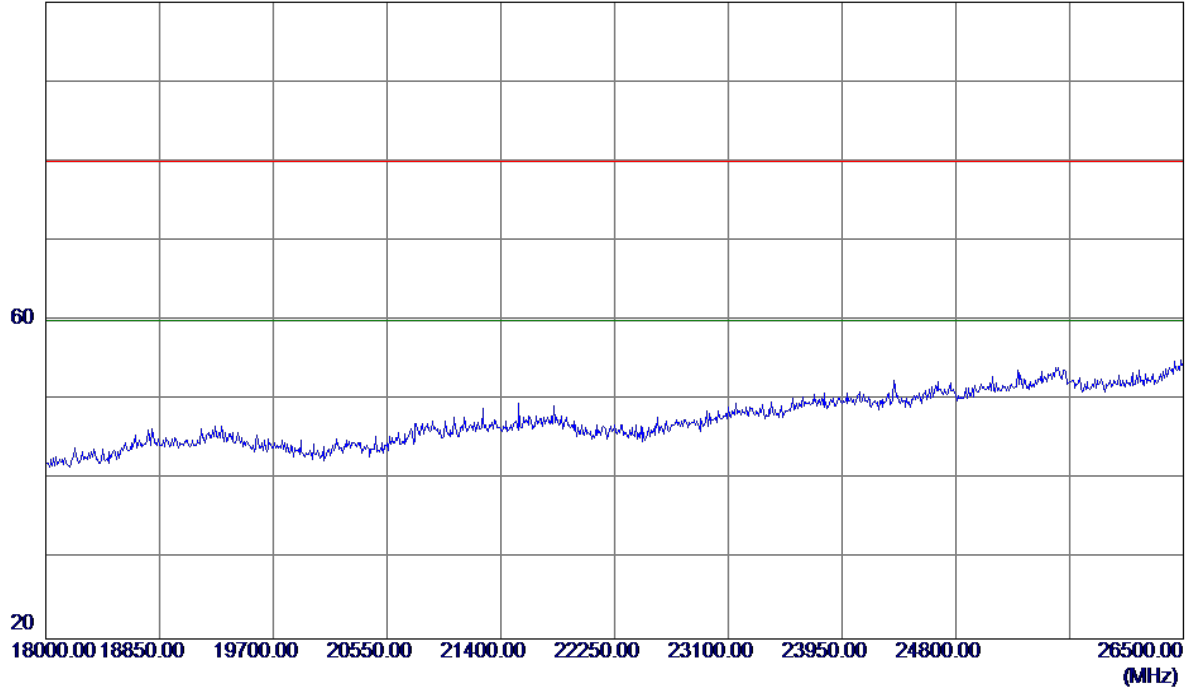


No.	Freq. MHz	Reading Level dBuV/m	Correct Factor dB	Measure ment dBuV/m	Limit dBuV/m	Margin dB	Detector	Comment
-----	--------------	----------------------------	-------------------------	---------------------------	-----------------	--------------	----------	---------

Orthogonal Axis :	X
Test Mode :	UNII-2A/ TX AC20 Mode 5260MHz

Horizontal

100 dBuV/m

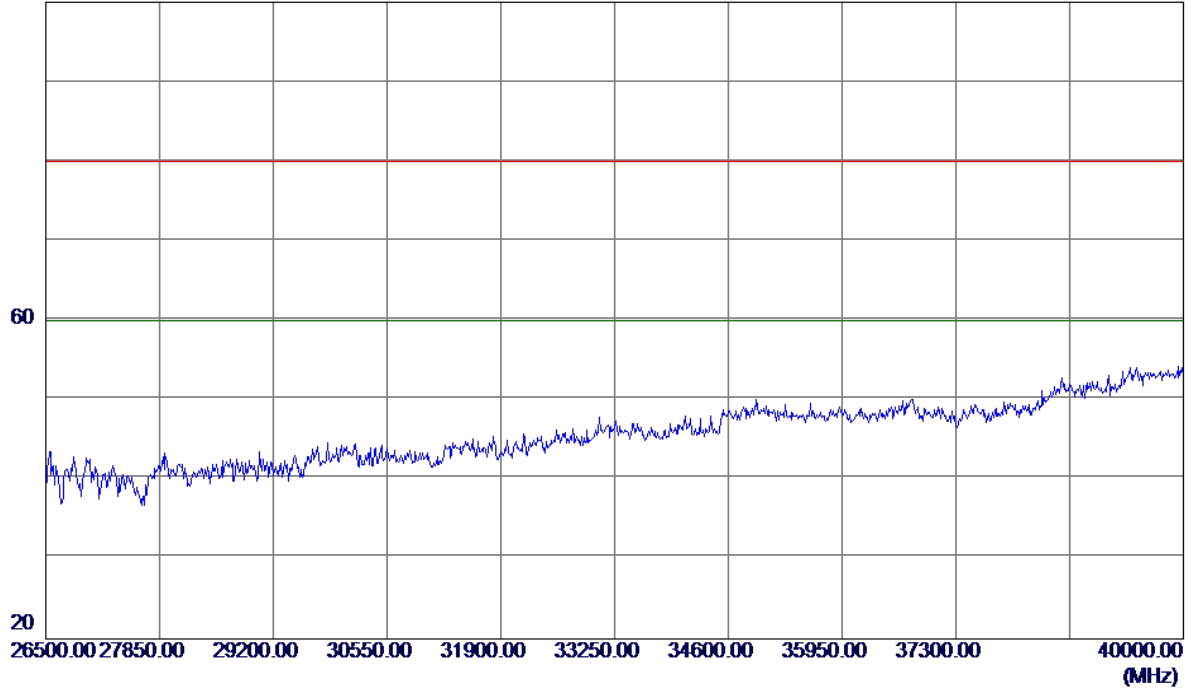


No.	Freq. MHz	Reading Level dBuV/m	Correct Factor dB	Measure ment dBuV/m	Limit dBuV/m	Margin dB	Detector	Comment

Orthogonal Axis :	X
Test Mode :	UNII-2A/ TX AC20 Mode 5260MHz

Horizontal

100 dBuV/m

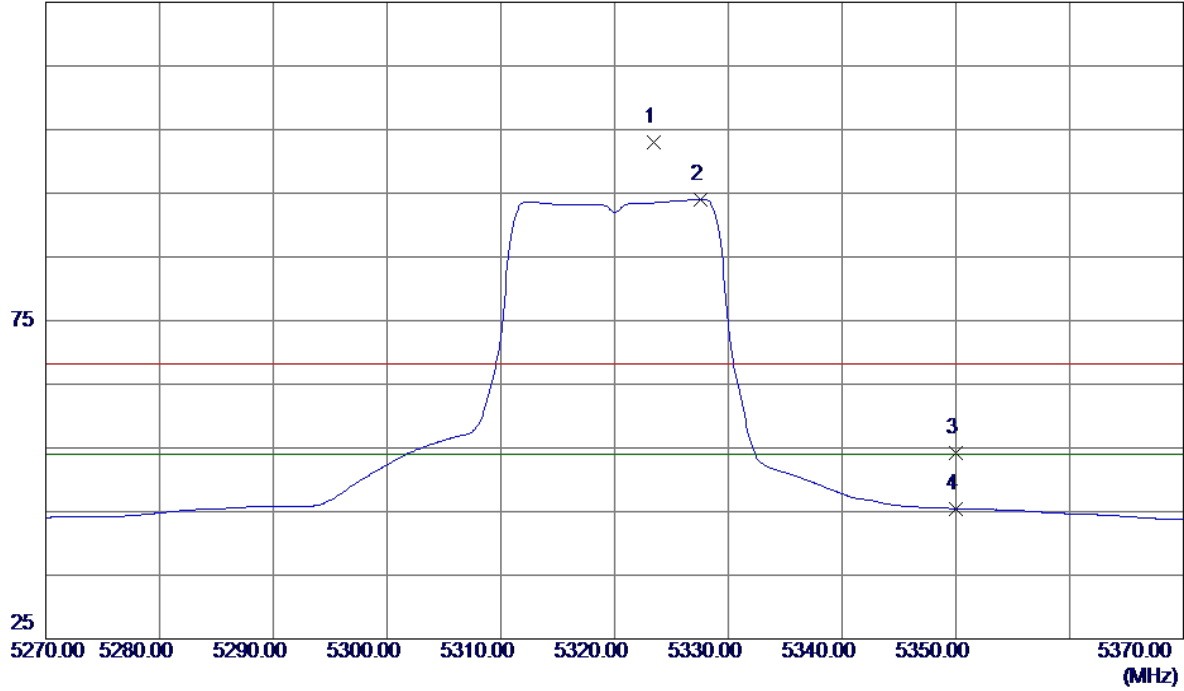


No.	Freq. MHz	Reading Level dBuV/m	Correct Factor dB	Measure ment dBuV/m	Limit dBuV/m	Margin dB	Detector	Comment

Orthogonal Axis :	X
Test Mode :	UNII-2A/ TX AC20 Mode 5320MHz

Vertical

125 dBuV/m

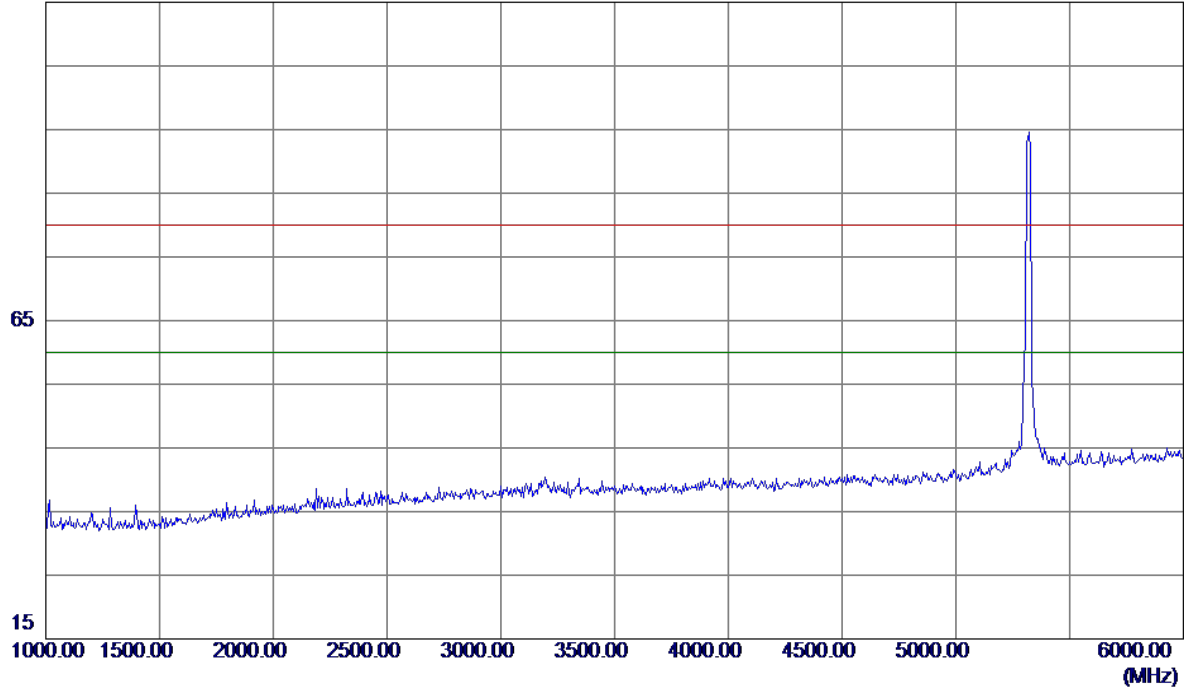


No.	Freq. MHz	Reading Level dBuV/m	Correct Factor dB	Measure ment dBuV/m	Limit dBuV/m	Margin dB	Detector	Comment
1	5323.4000	60.93	41.98	102.91	68.30	34.61	Peak	No Limit
2 *	5327.6000	52.03	42.00	94.03	54.00	40.03	AVG	No Limit
3	5350.0000	12.03	42.12	54.15	68.30	-14.15	Peak	
4	5350.0000	3.31	42.12	45.43	54.00	-8.57	AVG	

Orthogonal Axis :	X
Test Mode :	UNII-2A/ TX AC20 Mode 5320MHz

Vertical

115 dBuV/m

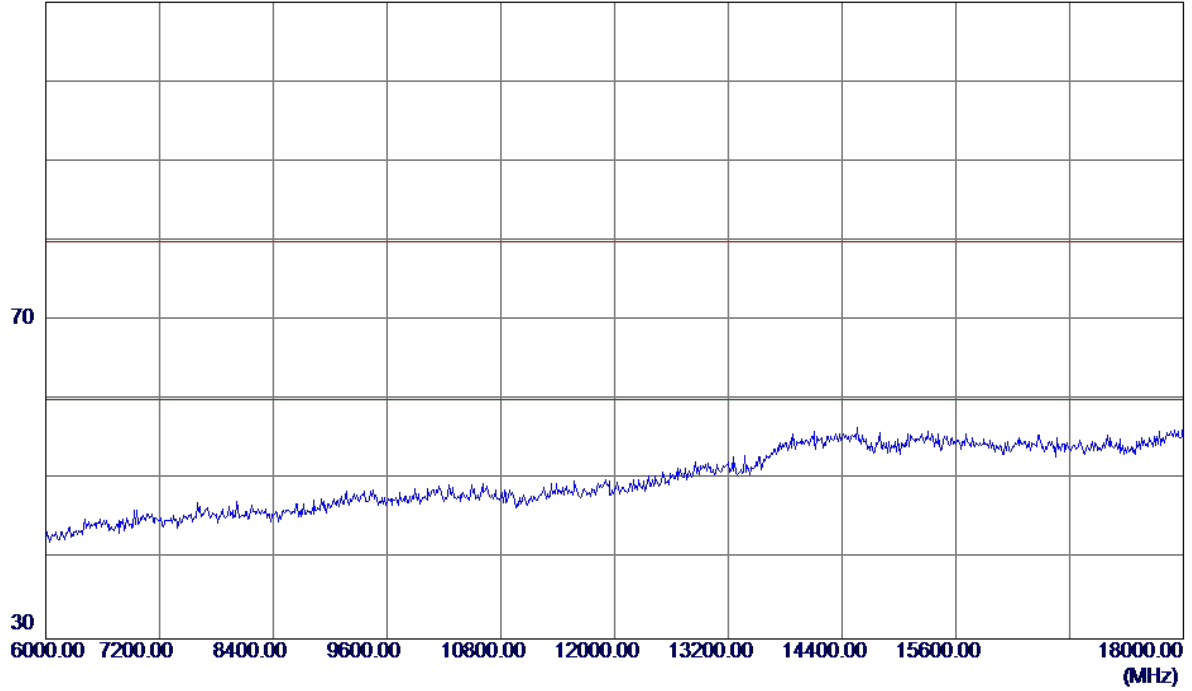


No.	Freq. MHz	Reading Level dBuV/m	Correct Factor dB	Measure ment dBuV/m	Limit dBuV/m	Margin dB	Detector	Comment
-----	--------------	----------------------------	-------------------------	---------------------------	-----------------	--------------	----------	---------

Orthogonal Axis :	X
Test Mode :	UNII-2A/ TX AC20 Mode 5320MHz

Vertical

110 dBuV/m

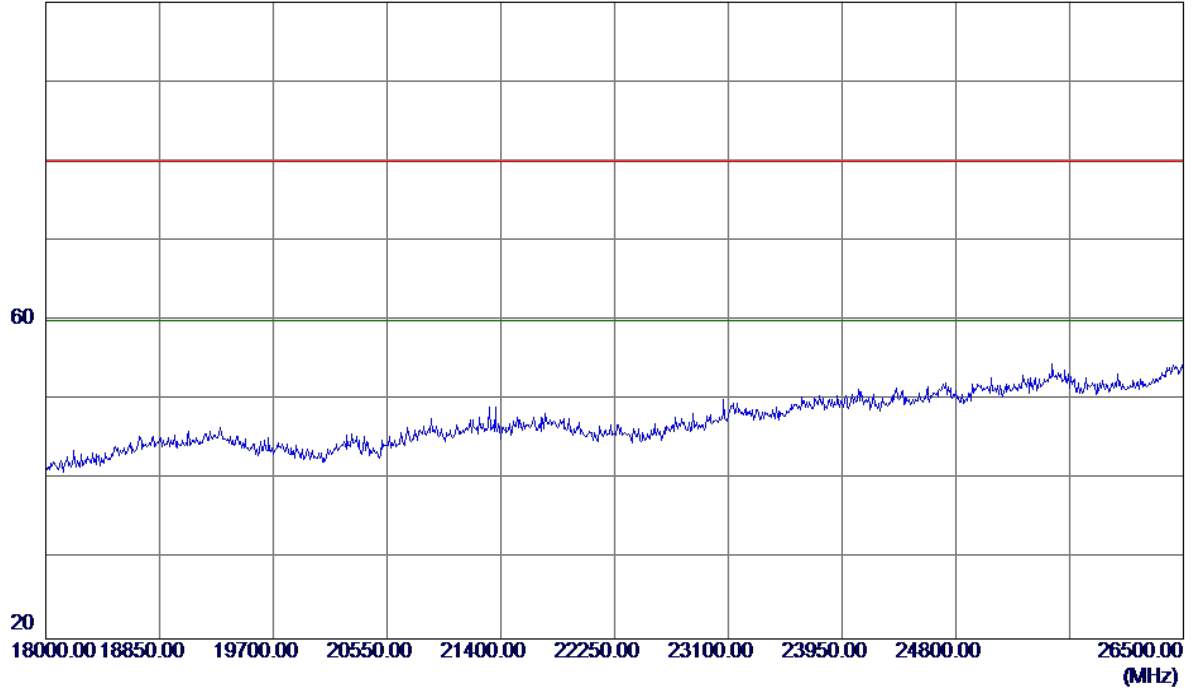


No.	Freq. MHz	Reading Level dBuV/m	Correct Factor dB	Measure ment dBuV/m	Limit dBuV/m	Margin dB	Detector	Comment
-----	--------------	----------------------------	-------------------------	---------------------------	-----------------	--------------	----------	---------

Orthogonal Axis :	X
Test Mode :	UNII-2A/ TX AC20 Mode 5320MHz

Vertical

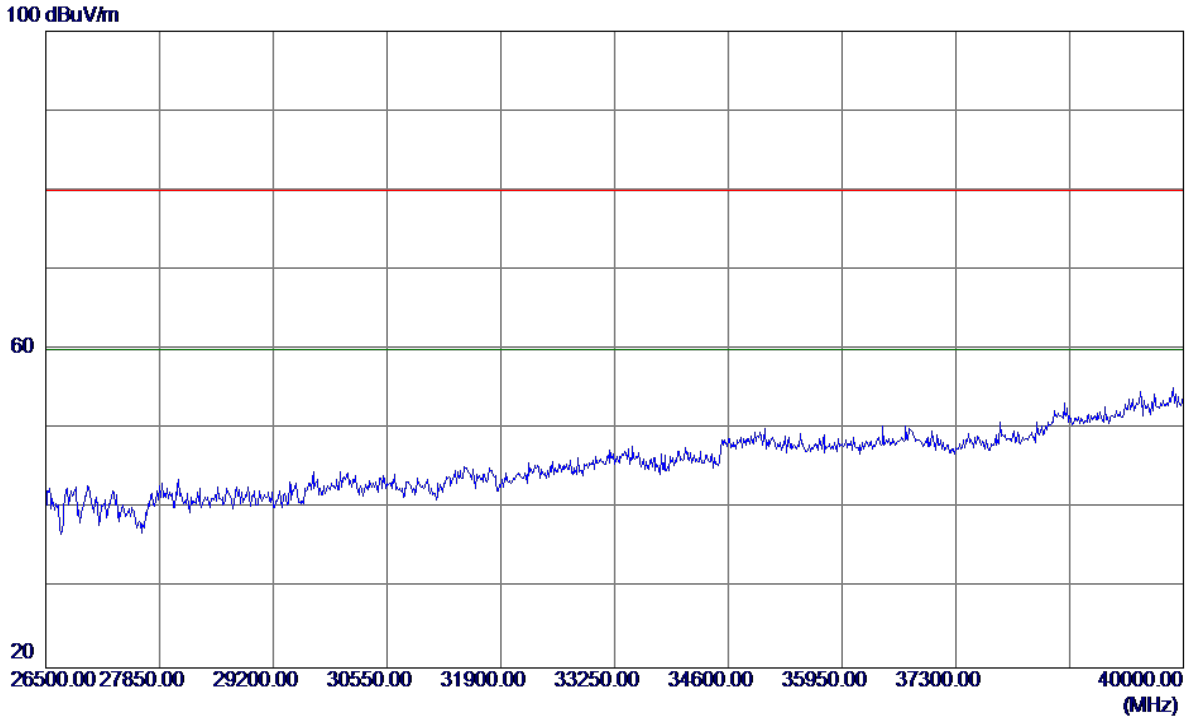
100 dBuV/m



No.	Freq. MHz	Reading Level dBuV/m	Correct Factor dB	Measure ment dBuV/m	Limit dBuV/m	Margin dB	Detector	Comment

Orthogonal Axis :	X
Test Mode :	UNII-2A/ TX AC20 Mode 5320MHz

Vertical

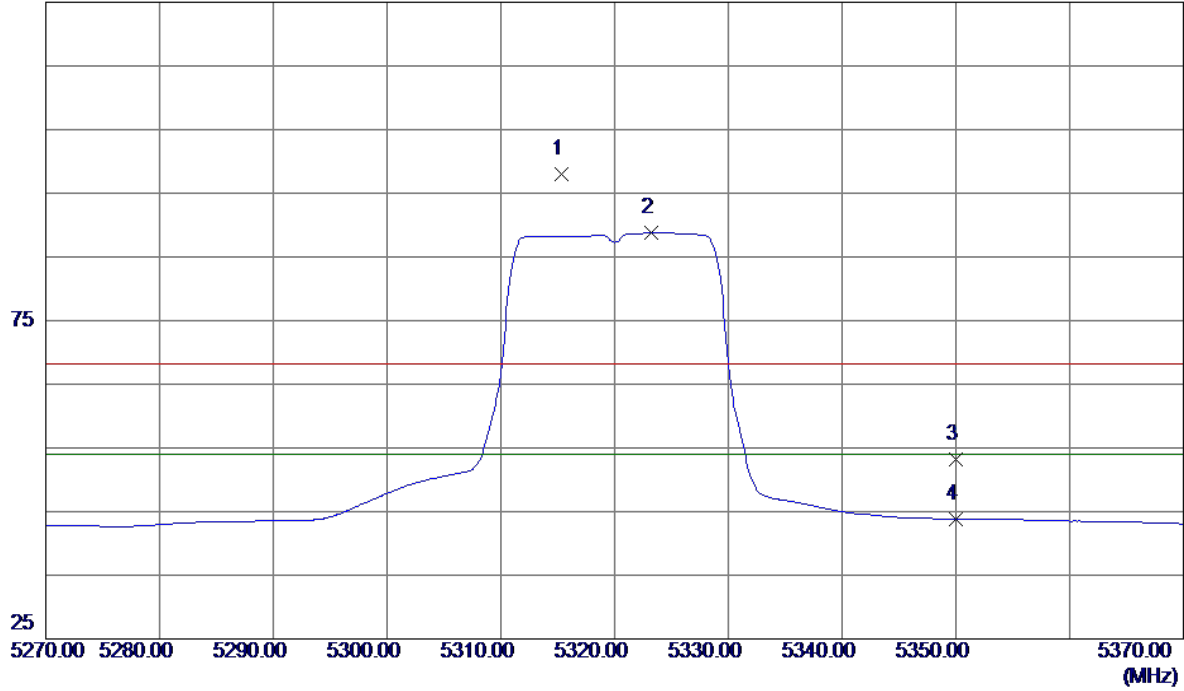


No.	Freq. MHz	Reading Level dBuV/m	Correct Factor dB	Measure ment dBuV/m	Limit dBuV/m	Margin dB	Detector	Comment

Orthogonal Axis :	X
Test Mode :	UNII-2A/ TX AC20 Mode 5320MHz

Horizontal

125 dBuV/m

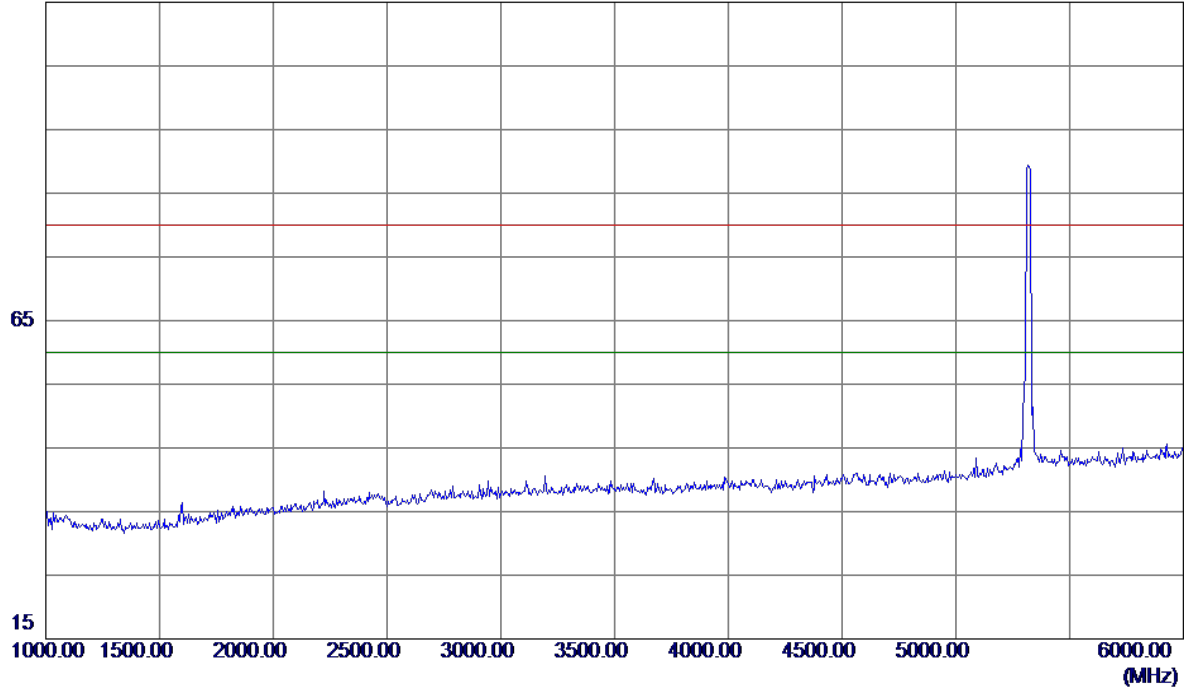


No.	Freq. MHz	Reading Level dBuV/m	Correct Factor dB	Measure ment dBuV/m	Limit dBuV/m	Margin dB	Detector	Comment
1	5315.3000	56.11	41.94	98.05	68.30	29.75	Peak	No Limit
2 *	5323.2000	46.75	41.98	88.73	54.00	34.73	AVG	No Limit
3	5350.0000	11.09	42.12	53.21	68.30	-15.09	Peak	
4	5350.0000	1.66	42.12	43.78	54.00	-10.22	AVG	

Orthogonal Axis :	X
Test Mode :	UNII-2A/ TX AC20 Mode 5320MHz

Horizontal

115 dBuV/m

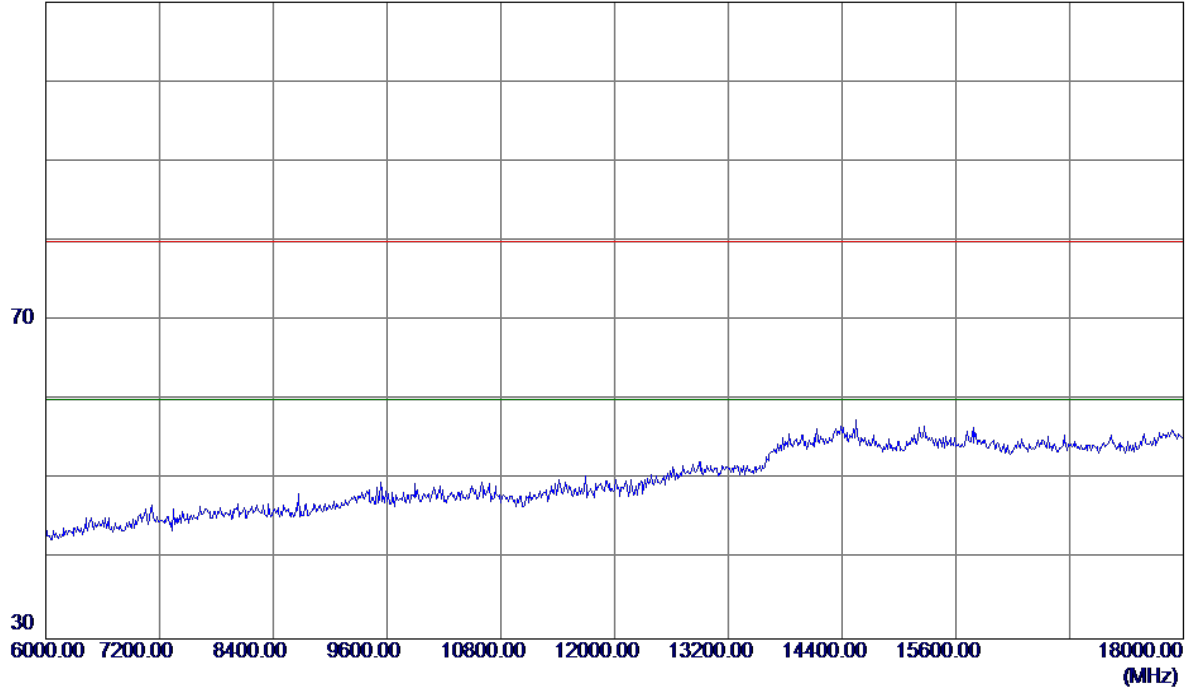


No.	Freq. MHz	Reading Level dBuV/m	Correct Factor dB	Measure ment dBuV/m	Limit dBuV/m	Margin dB	Detector	Comment
-----	--------------	----------------------------	-------------------------	---------------------------	-----------------	--------------	----------	---------

Orthogonal Axis :	X
Test Mode :	UNII-2A/ TX AC20 Mode 5320MHz

Horizontal

110 dBuV/m

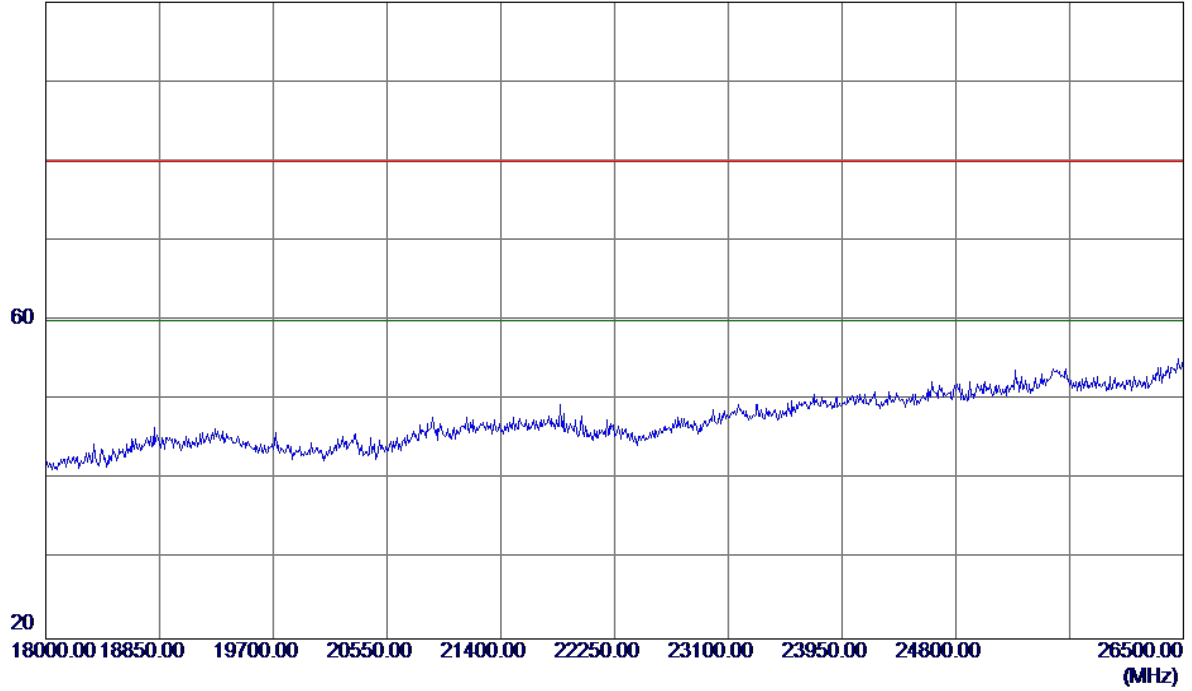


No.	Freq. MHz	Reading Level dBuV/m	Correct Factor dB	Measure ment dBuV/m	Limit dBuV/m	Margin dB	Detector	Comment

Orthogonal Axis :	X
Test Mode :	UNII-2A/ TX AC20 Mode 5320MHz

Horizontal

100 dBuV/m

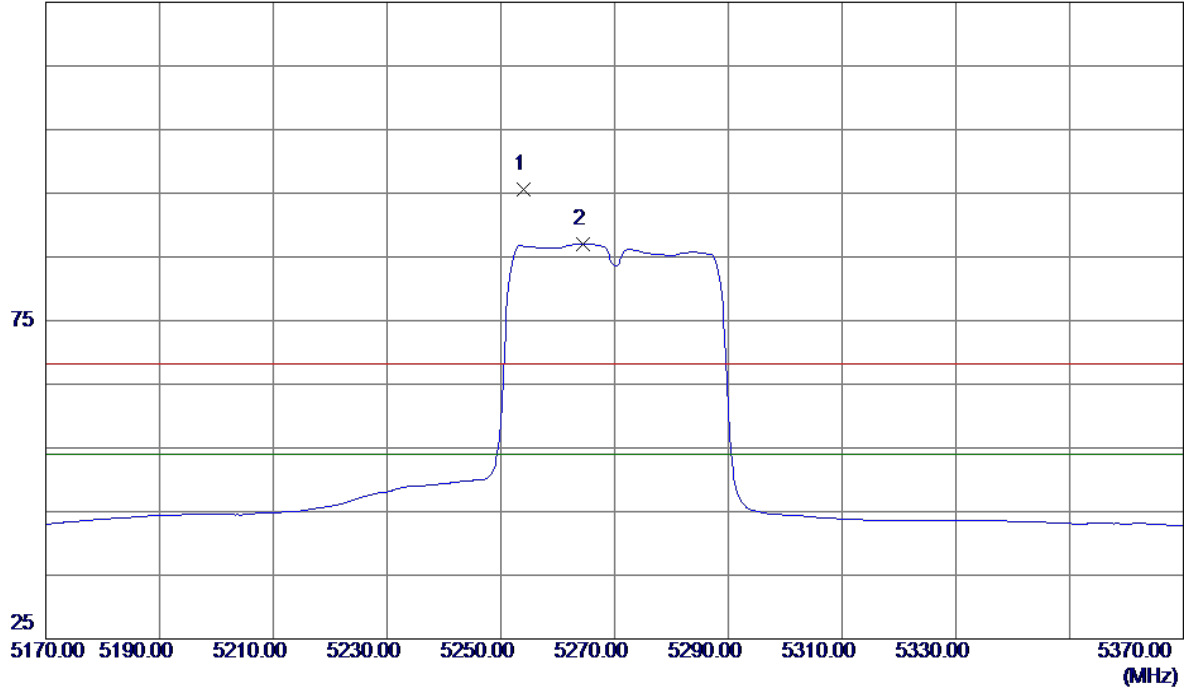


No.	Freq. MHz	Reading Level dBuV/m	Correct Factor dB	Measure ment dBuV/m	Limit dBuV/m	Margin dB	Detector	Comment

Orthogonal Axis :	X
Test Mode :	UNII-2A/ TX AC40 Mode 5270MHz

Vertical

125 dBuV/m

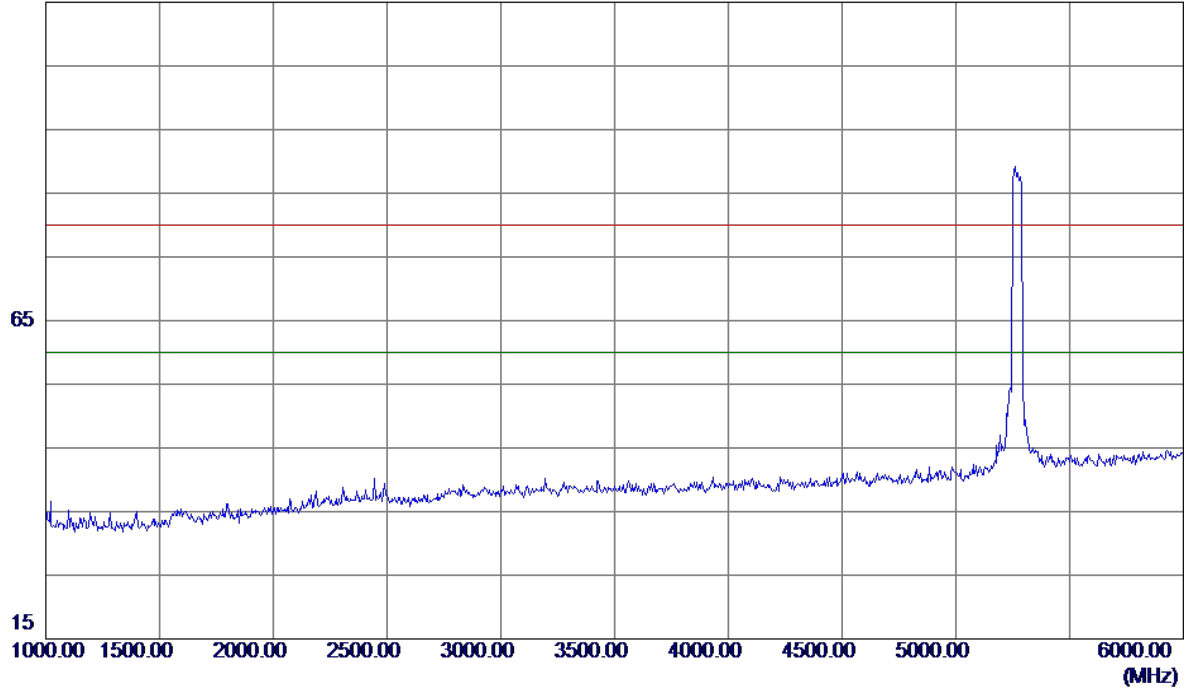


No.	Freq. MHz	Reading Level dBuV/m	Correct Factor dB	Measure ment dBuV/m	Limit dBuV/m	Margin dB	Detector	Comment
1	5254.0000	54.03	41.63	95.66	68.30	27.36	Peak	No Limit
2 *	5264.4000	45.34	41.68	87.02	54.00	33.02	AVG	No Limit

Orthogonal Axis :	X
Test Mode :	UNII-2A/ TX AC40 Mode 5270MHz

Vertical

115 dBuV/m

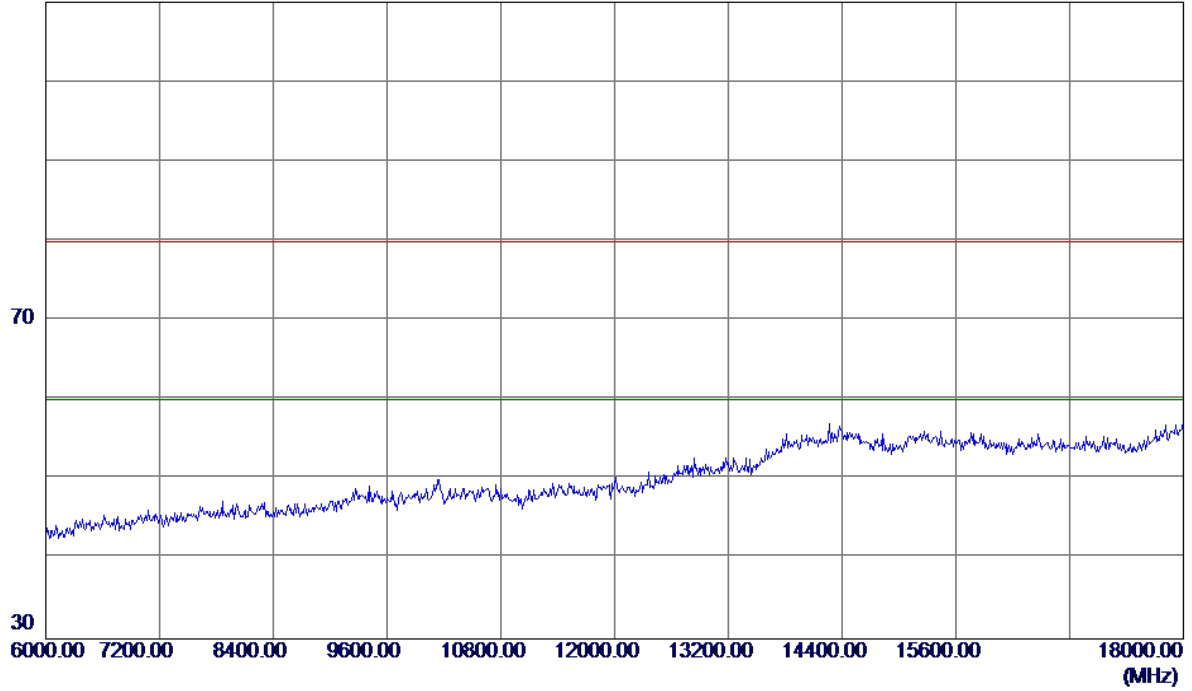


No.	Freq. MHz	Reading Level dBuV/m	Correct Factor dB	Measure ment dBuV/m	Limit dBuV/m	Margin dB	Detector	Comment
-----	--------------	----------------------------	-------------------------	---------------------------	-----------------	--------------	----------	---------

Orthogonal Axis :	X
Test Mode :	UNII-2A/ TX AC40 Mode 5270MHz

Vertical

110 dBuV/m

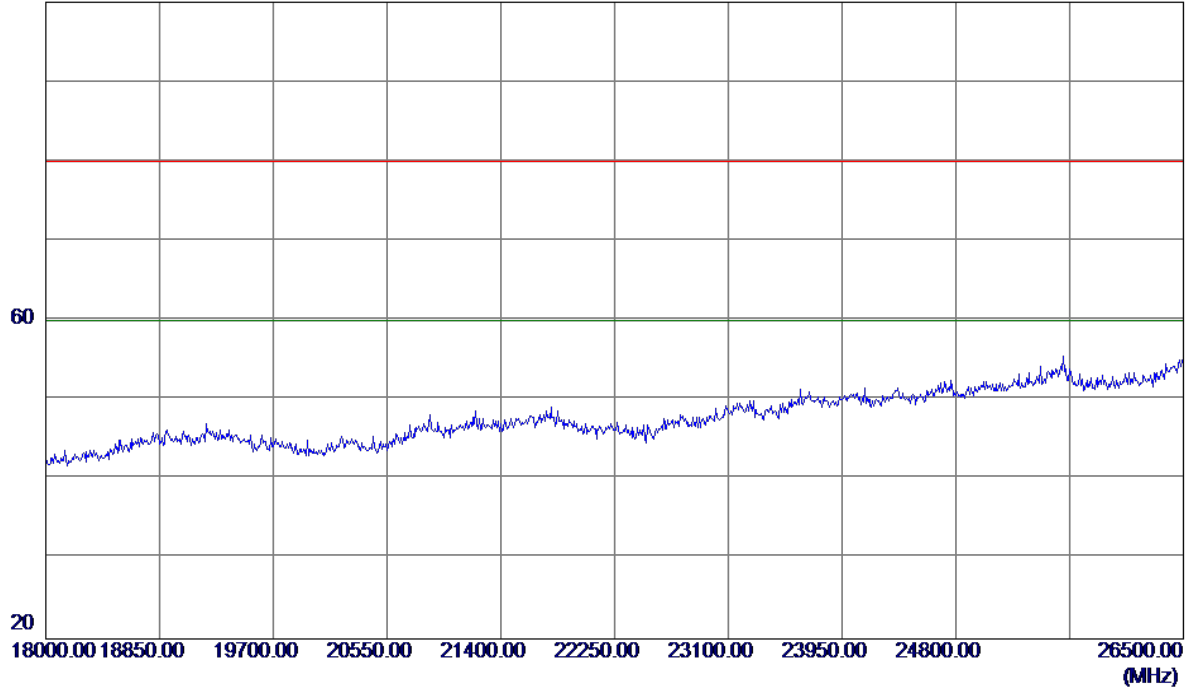


No.	Freq. MHz	Reading Level dBuV/m	Correct Factor dB	Measure ment dBuV/m	Limit dBuV/m	Margin dB	Detector	Comment

Orthogonal Axis :	X
Test Mode :	UNII-2A/ TX AC40 Mode 5270MHz

Vertical

100 dBuV/m

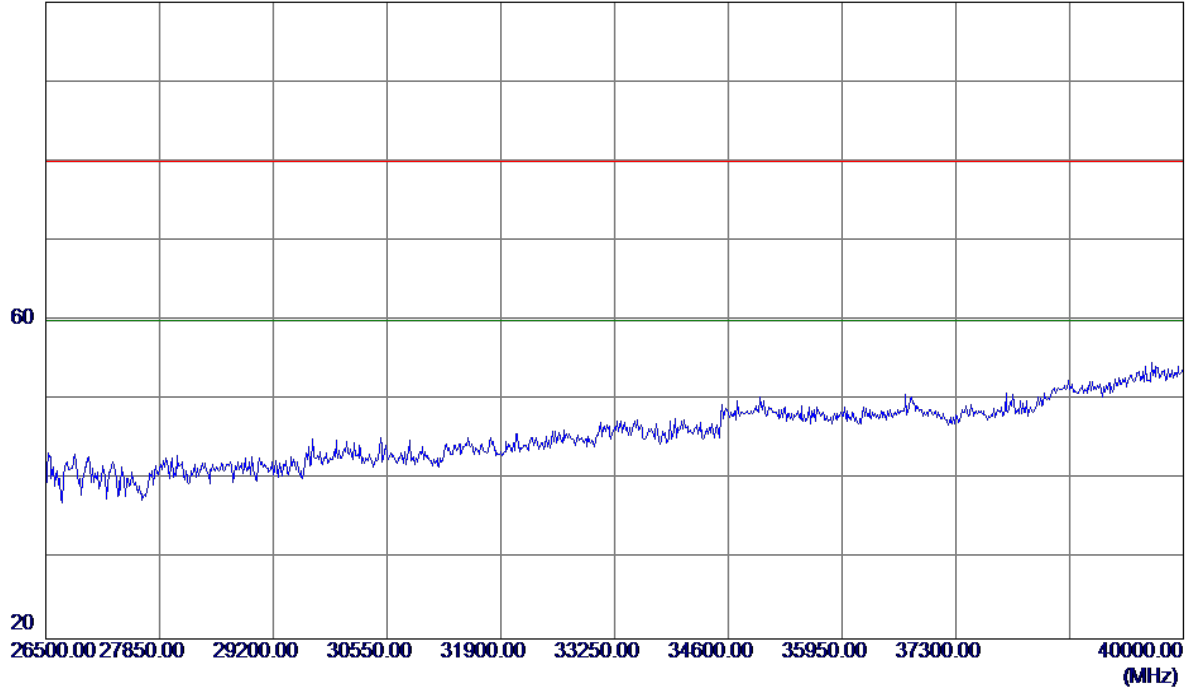


No.	Freq. MHz	Reading Level dBuV/m	Correct Factor dB	Measure ment dBuV/m	Limit dBuV/m	Margin dB	Detector	Comment

Orthogonal Axis :	X
Test Mode :	UNII-2A/ TX AC40 Mode 5270MHz

Vertical

100 dBuV/m

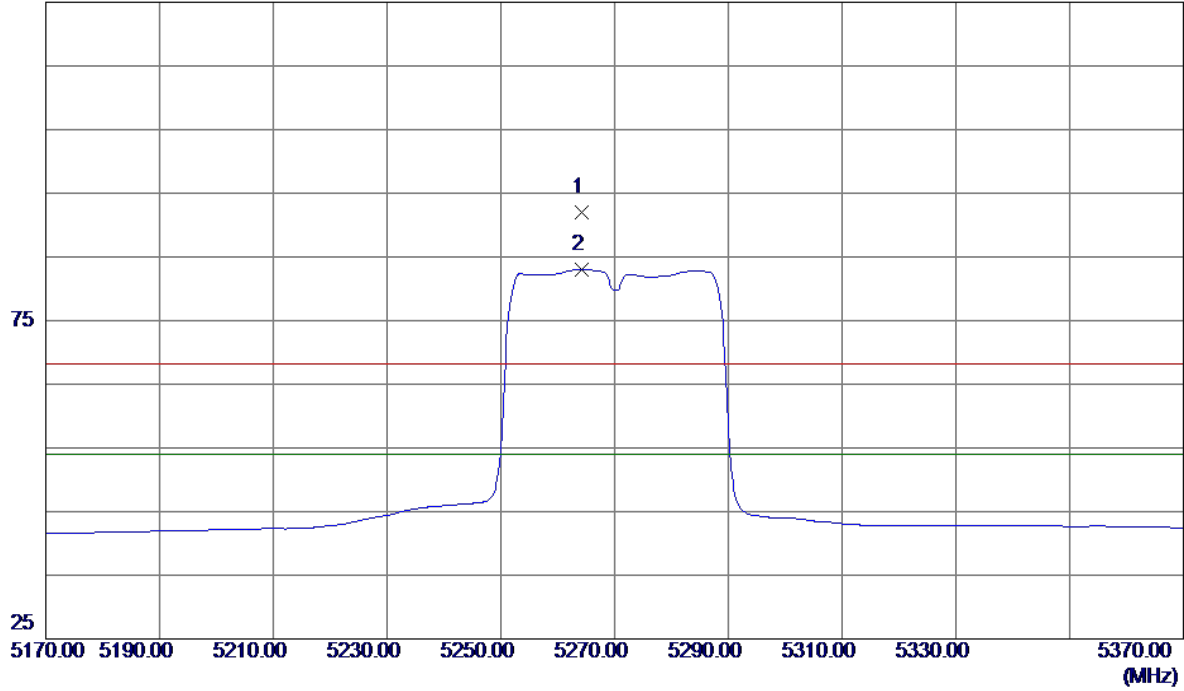


No.	Freq. MHz	Reading Level dBuV/m	Correct Factor dB	Measure ment dBuV/m	Limit dBuV/m	Margin dB	Detector	Comment
-----	--------------	----------------------------	-------------------------	---------------------------	-----------------	--------------	----------	---------

Orthogonal Axis :	X
Test Mode :	UNII-2A/ TX AC40 Mode 5270MHz

Horizontal

125 dBuV/m

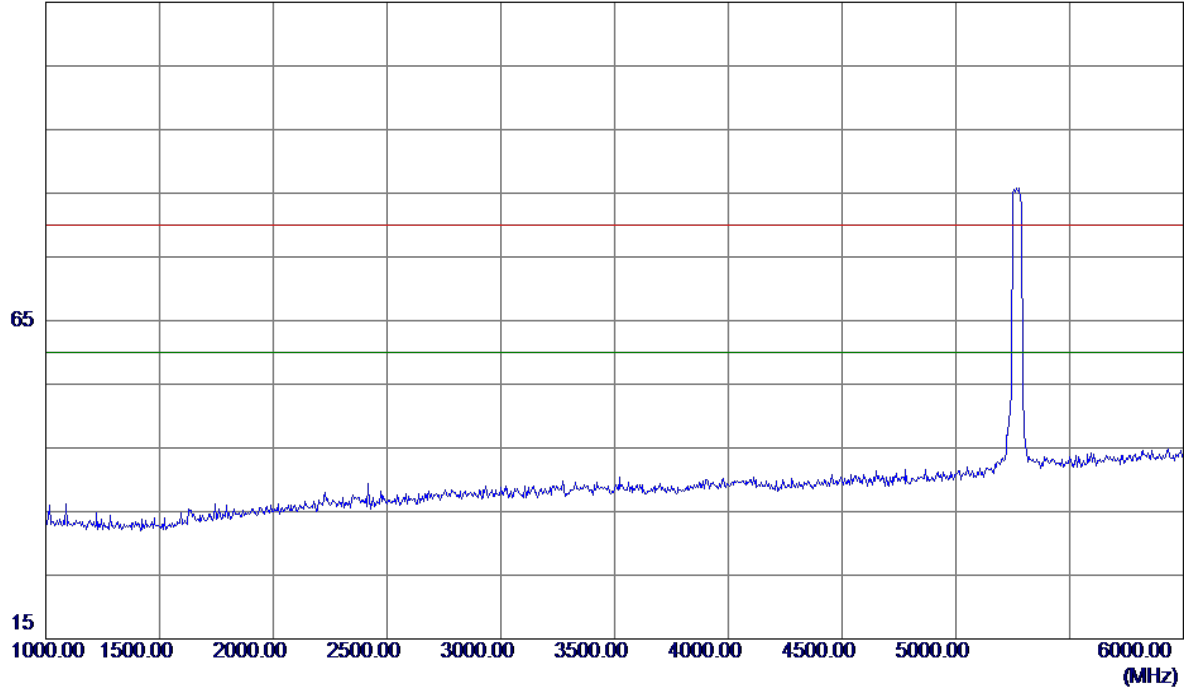


No.	Freq. MHz	Reading Level dBuV/m	Correct Factor dB	Measure ment dBuV/m	Limit dBuV/m	Margin dB	Detector	Comment
1	5264.2000	50.36	41.68	92.04	68.30	23.74	Peak	No Limit
2 *	5264.2000	41.29	41.68	82.97	54.00	28.97	AVG	No Limit

Orthogonal Axis :	X
Test Mode :	UNII-2A/ TX AC40 Mode 5270MHz

Horizontal

115 dBuV/m

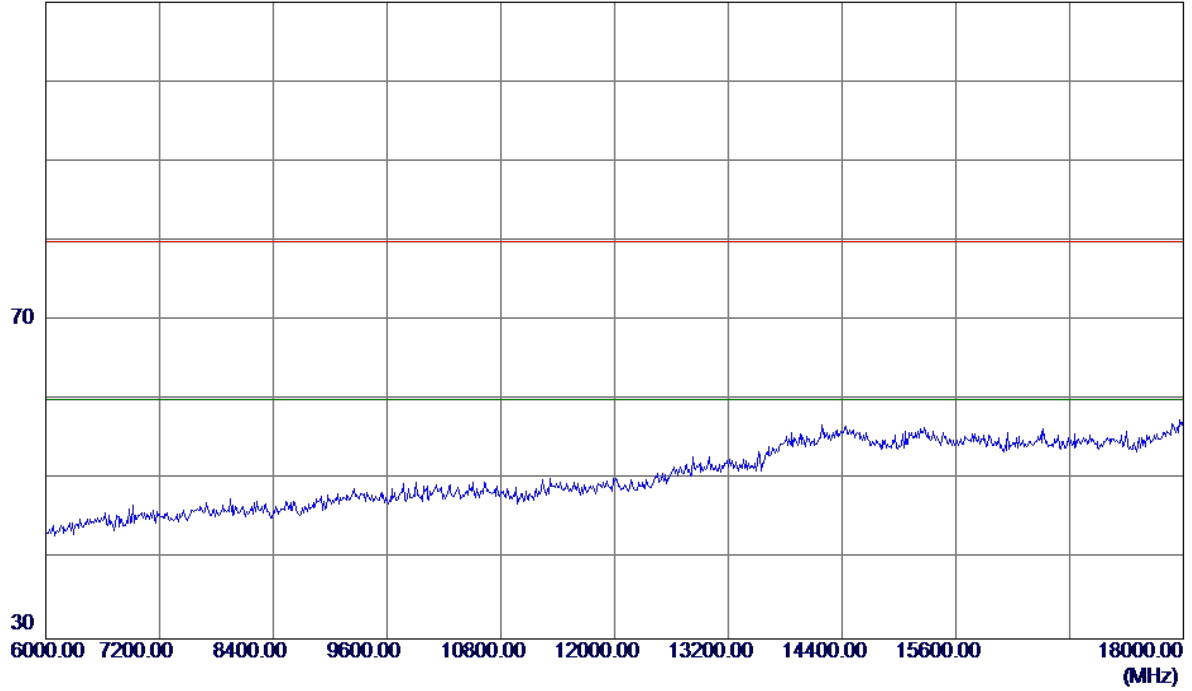


No.	Freq. MHz	Reading Level dBuV/m	Correct Factor dB	Measure ment dBuV/m	Limit dBuV/m	Margin dB	Detector	Comment
-----	--------------	----------------------------	-------------------------	---------------------------	-----------------	--------------	----------	---------

Orthogonal Axis :	X
Test Mode :	UNII-2A/ TX AC40 Mode 5270MHz

Horizontal

110 dBuV/m

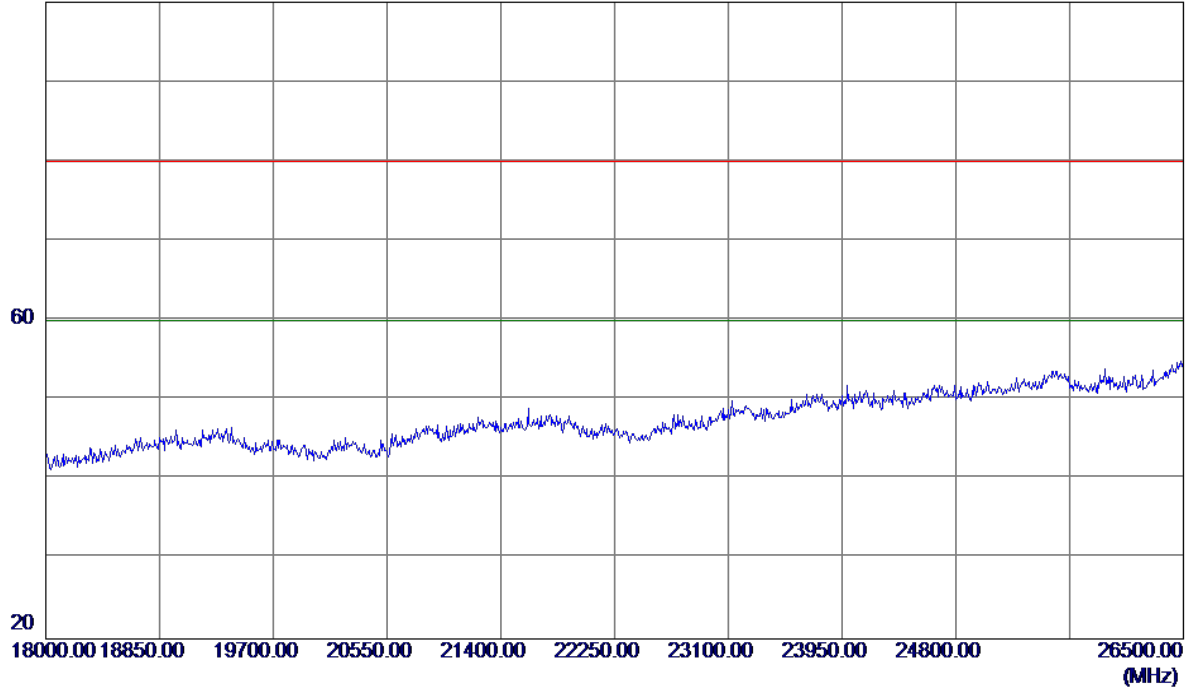


No.	Freq. MHz	Reading Level dBuV/m	Correct Factor dB	Measure ment dBuV/m	Limit dBuV/m	Margin dB	Detector	Comment

Orthogonal Axis :	X
Test Mode :	UNII-2A/ TX AC40 Mode 5270MHz

Horizontal

100 dBuV/m

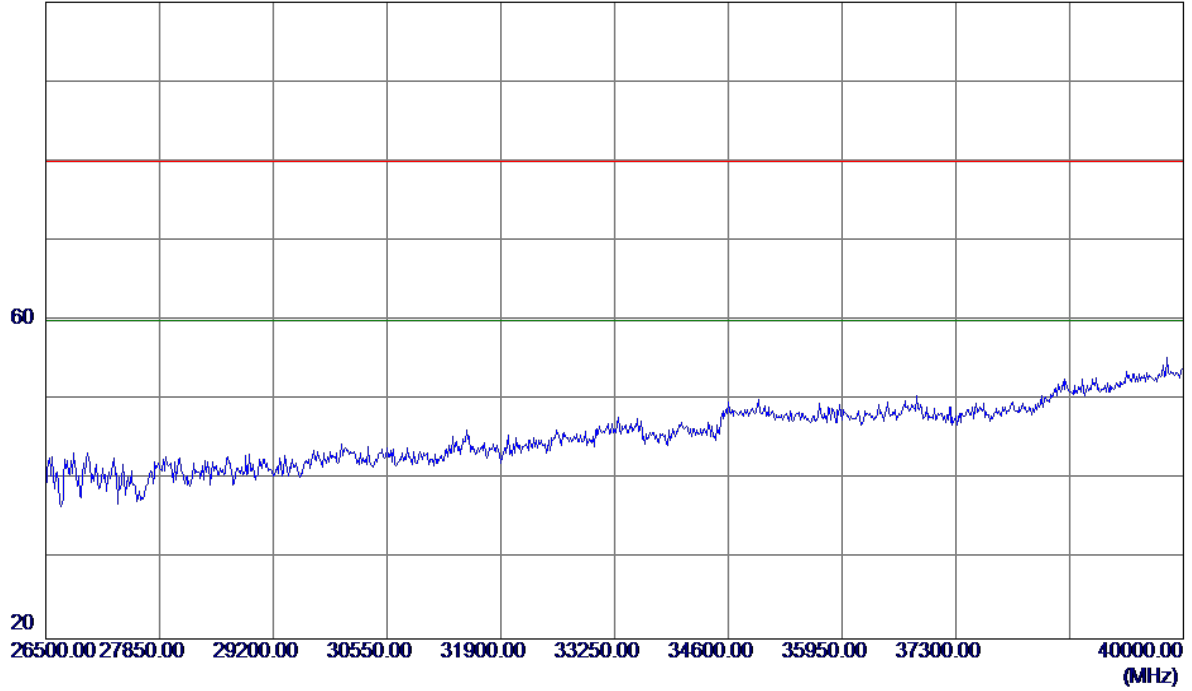


No.	Freq. MHz	Reading Level dBuV/m	Correct Factor dB	Measure ment dBuV/m	Limit dBuV/m	Margin dB	Detector	Comment

Orthogonal Axis :	X
Test Mode :	UNII-2A/ TX AC40 Mode 5270MHz

Horizontal

100 dBuV/m

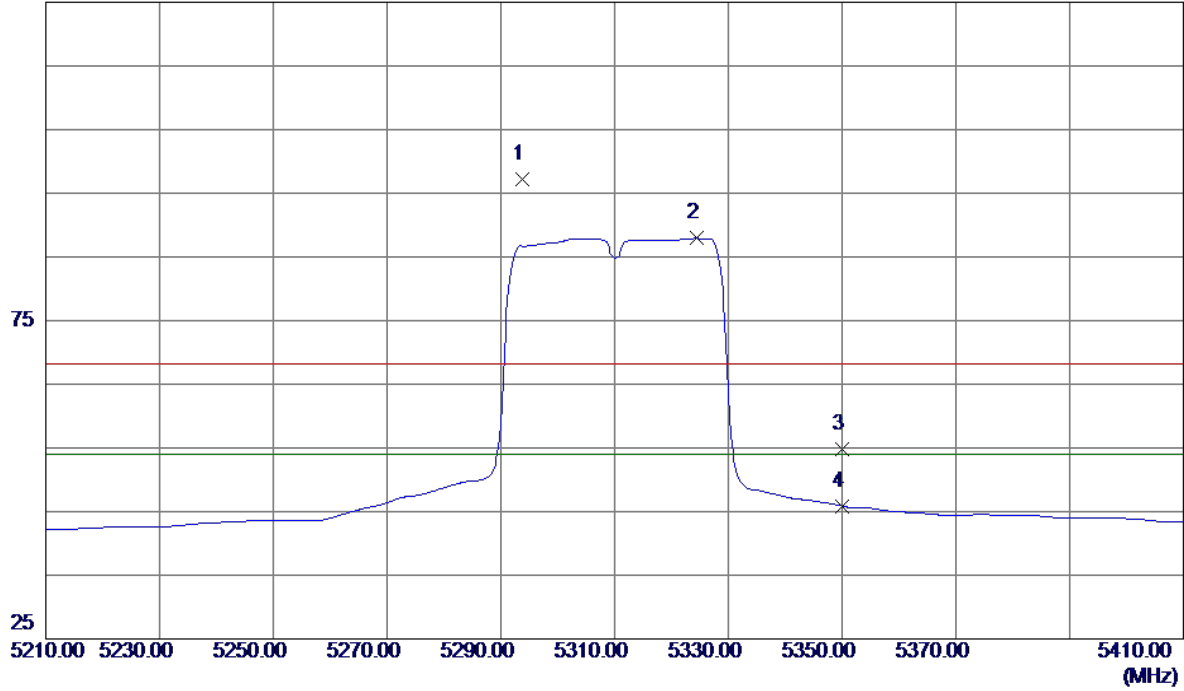


No.	Freq. MHz	Reading Level dBuV/m	Correct Factor dB	Measure ment dBuV/m	Limit dBuV/m	Margin dB	Detector	Comment

Orthogonal Axis :	X
Test Mode :	UNII-2A/ TX AC40 Mode 5310MHz

Vertical

125 dBuV/m

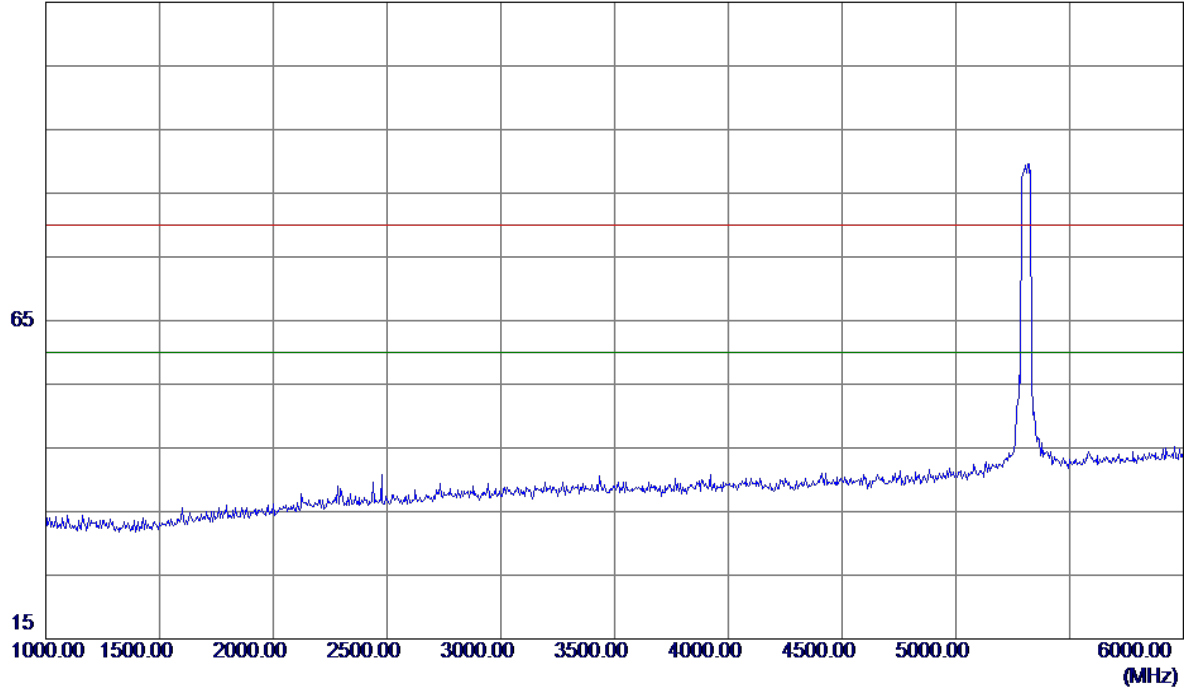


No.	Freq. MHz	Reading Level dBuV/m	Correct Factor dB	Measure ment dBuV/m	Limit dBuV/m	Margin dB	Detector	Comment
1	5293.8000	55.40	41.83	97.23	68.30	28.93	Peak	No Limit
2 *	5324.4000	45.92	41.99	87.91	54.00	33.91	AVG	No Limit
3	5350.0000	12.69	42.12	54.81	68.30	-13.49	Peak	
4	5350.0000	3.73	42.12	45.85	54.00	-8.15	AVG	

Orthogonal Axis :	X
Test Mode :	UNII-2A/ TX AC40 Mode 5310MHz

Vertical

115 dBuV/m

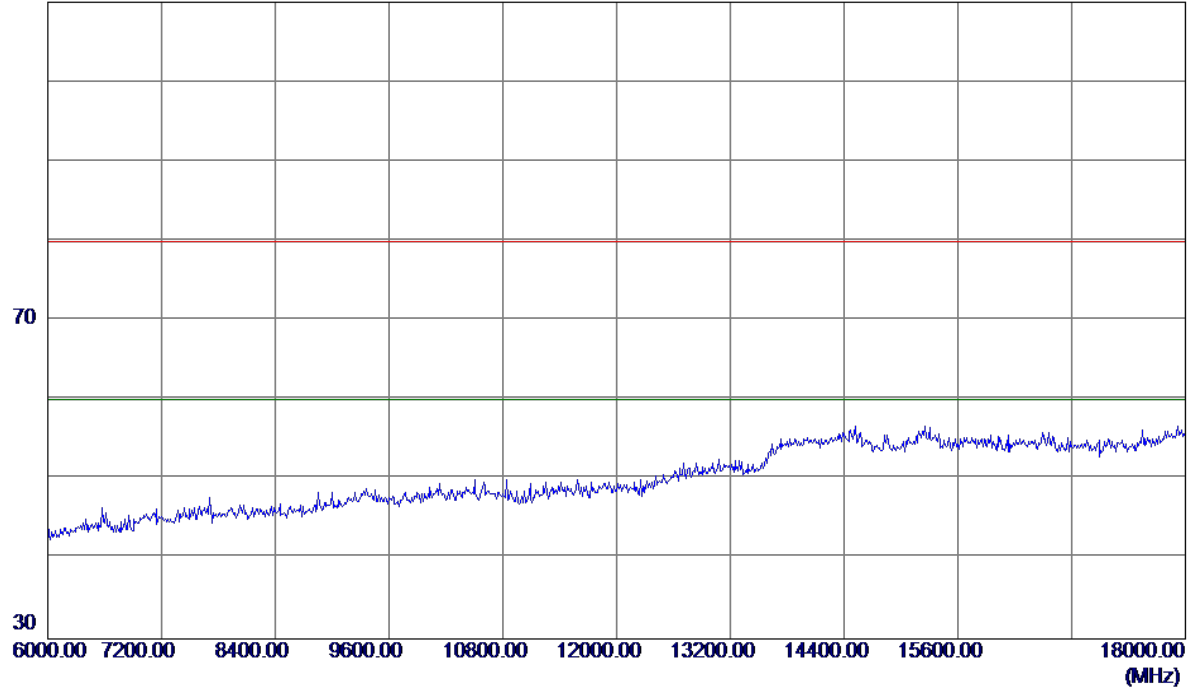


No.	Freq. MHz	Reading Level dBuV/m	Correct Factor dB	Measure ment dBuV/m	Limit dBuV/m	Margin dB	Detector	Comment
-----	--------------	----------------------------	-------------------------	---------------------------	-----------------	--------------	----------	---------

Orthogonal Axis :	X
Test Mode :	UNII-2A/ TX AC40 Mode 5310MHz

Vertical

110 dBuV/m

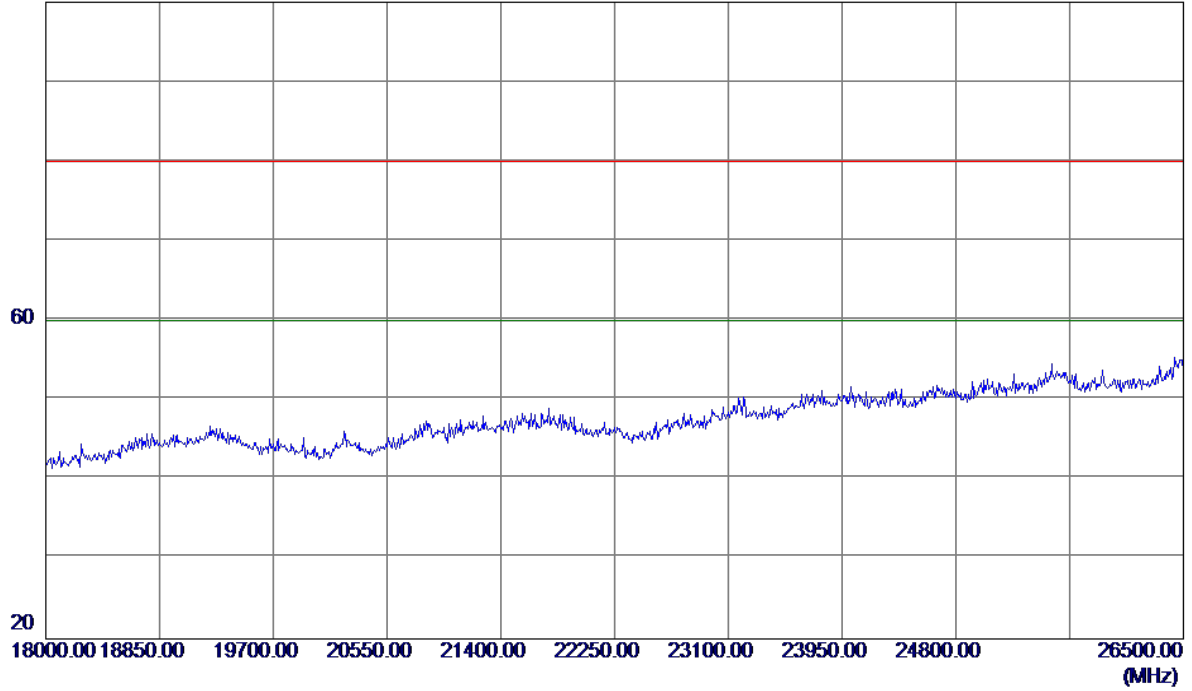


No.	Freq. MHz	Reading Level dBuV/m	Correct Factor dB	Measure ment dBuV/m	Limit dBuV/m	Margin dB	Detector	Comment
-----	--------------	----------------------------	-------------------------	---------------------------	-----------------	--------------	----------	---------

Orthogonal Axis :	X
Test Mode :	UNII-2A/ TX AC40 Mode 5310MHz

Vertical

100 dBuV/m

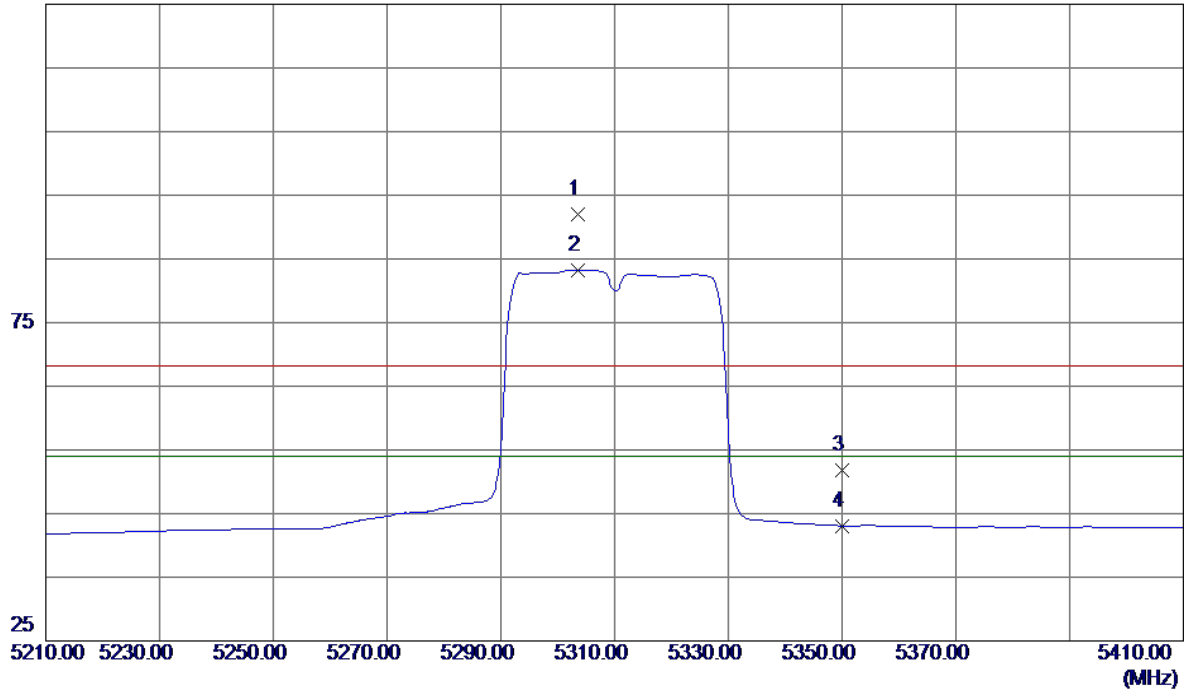


No.	Freq. MHz	Reading Level dBuV/m	Correct Factor dB	Measure ment dBuV/m	Limit dBuV/m	Margin dB	Detector	Comment

Orthogonal Axis :	X
Test Mode :	UNII-2A/ TX AC40 Mode 5310MHz

Horizontal

125 dBuV/m

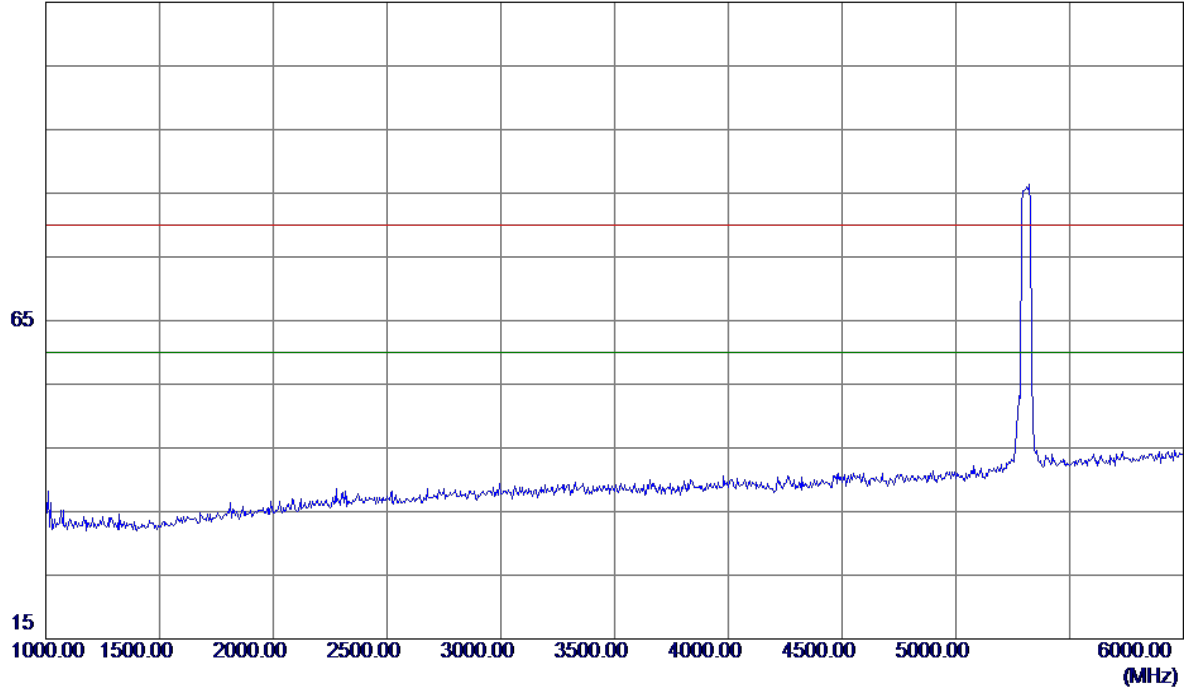


No.	Freq. MHz	Reading Level dBuV/m	Correct Factor dB	Measure ment dBuV/m	Limit dBuV/m	Margin dB	Detector	Comment
1	5303.6000	50.09	41.88	91.97	68.30	23.67	Peak	No Limit
2 *	5303.6000	41.39	41.88	83.27	54.00	29.27	AVG	No Limit
3	5350.0000	9.60	42.12	51.72	68.30	-16.58	Peak	
4	5350.0000	0.94	42.12	43.06	54.00	-10.94	AVG	

Orthogonal Axis :	X
Test Mode :	UNII-2A/ TX AC40 Mode 5310MHz

Horizontal

115 dBuV/m

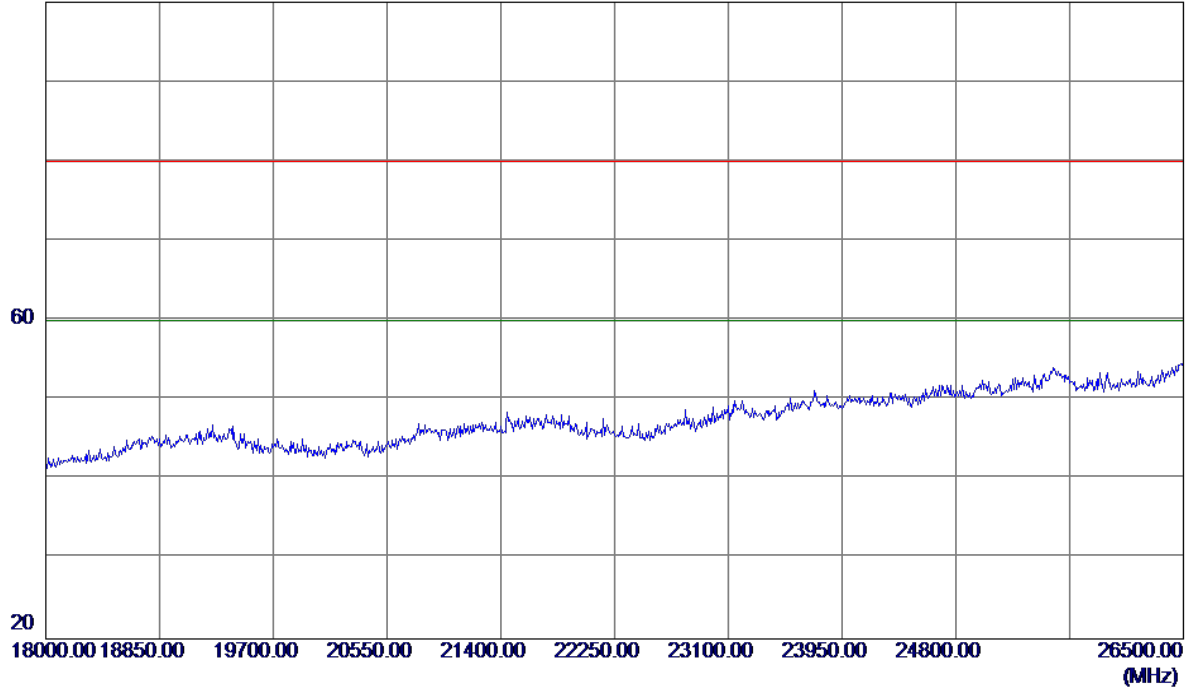


No.	Freq. MHz	Reading Level dBuV/m	Correct Factor dB	Measure ment dBuV/m	Limit dBuV/m	Margin dB	Detector	Comment
-----	--------------	----------------------------	-------------------------	---------------------------	-----------------	--------------	----------	---------

Orthogonal Axis :	X
Test Mode :	UNII-2A/ TX AC40 Mode 5310MHz

Horizontal

100 dBuV/m

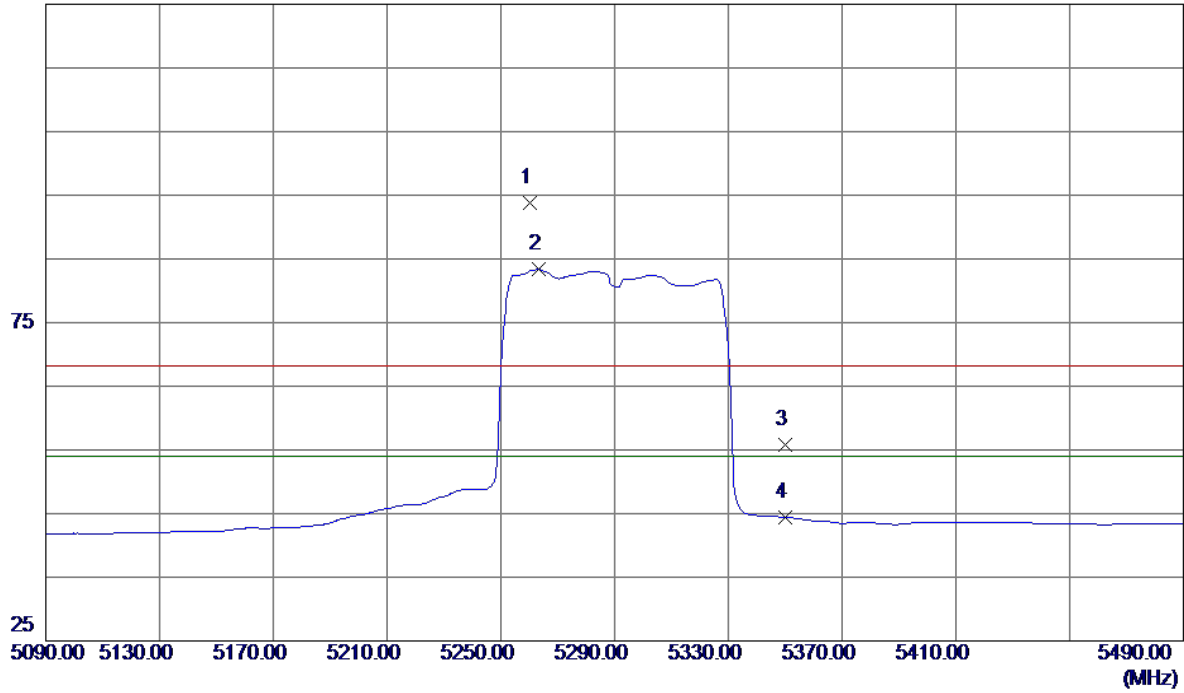


No.	Freq. MHz	Reading Level dBuV/m	Correct Factor dB	Measure ment dBuV/m	Limit dBuV/m	Margin dB	Detector	Comment

Orthogonal Axis :	X
Test Mode :	UNII-2A/ TX AC80 Mode 5290MHz

Vertical

125 dBuV/m

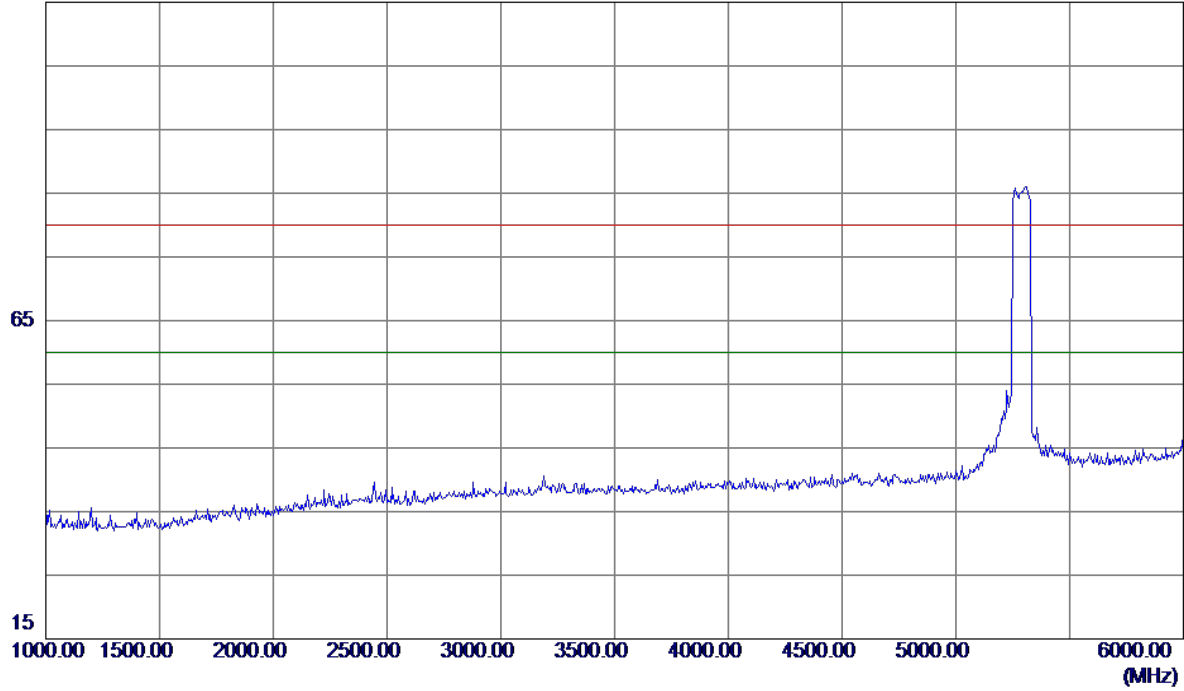


No.	Freq. MHz	Reading Level dBuV/m	Correct Factor dB	Measure ment dBuV/m	Limit dBuV/m	Margin dB	Detector	Comment
1	5260.4000	52.14	41.66	93.80	68.30	25.50	Peak	No Limit
2 *	5263.2000	41.67	41.68	83.35	54.00	29.35	AVG	No Limit
3	5350.0000	13.59	42.12	55.71	68.30	-12.59	Peak	
4	5350.0000	2.26	42.12	44.38	54.00	-9.62	AVG	

Orthogonal Axis :	X
Test Mode :	UNII-2A/ TX AC80 Mode 5290MHz

Vertical

115 dBuV/m

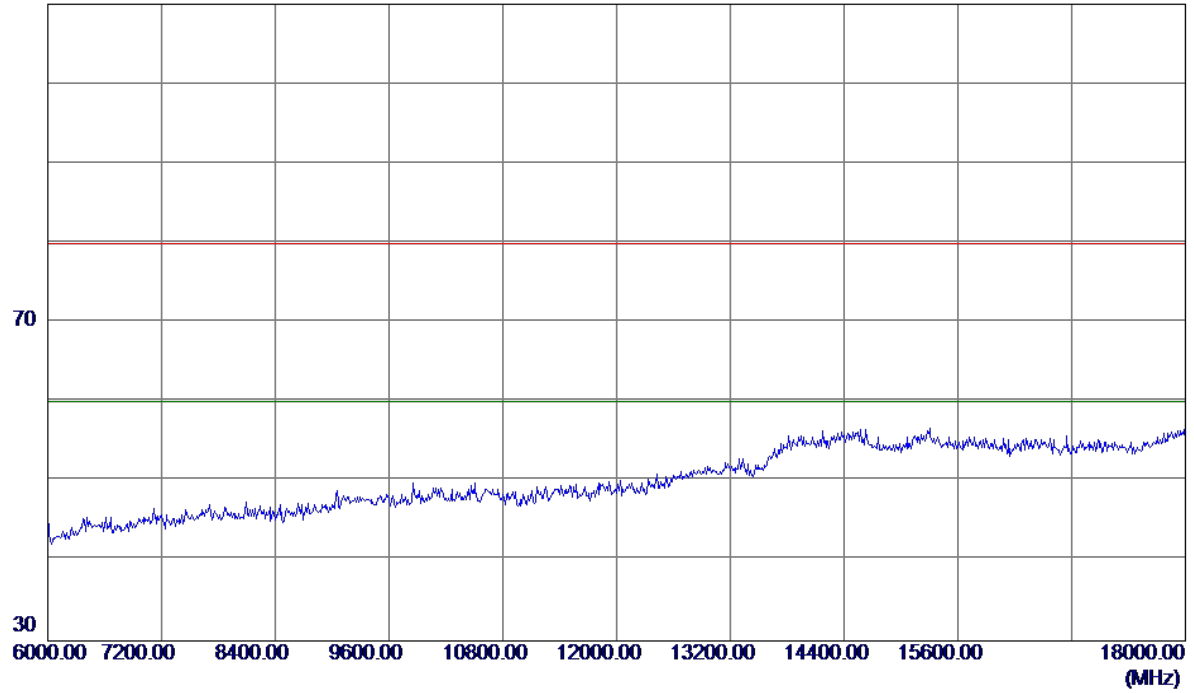


No.	Freq. MHz	Reading Level dBuV/m	Correct Factor dB	Measure ment dBuV/m	Limit dBuV/m	Margin dB	Detector	Comment
-----	--------------	----------------------------	-------------------------	---------------------------	-----------------	--------------	----------	---------

Orthogonal Axis :	X
Test Mode :	UNII-2A/ TX AC80 Mode 5290MHz

Vertical

110 dBuV/m

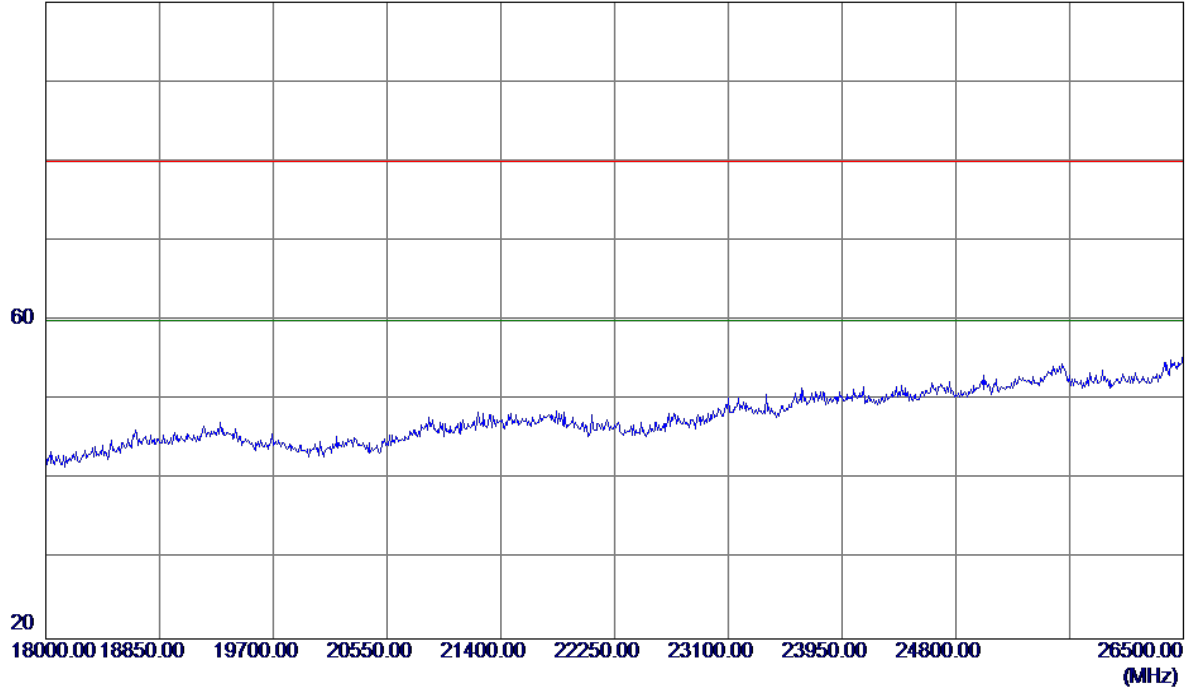


No.	Freq. MHz	Reading Level dBuV/m	Correct Factor dB	Measure ment dBuV/m	Limit dBuV/m	Margin dB	Detector	Comment

Orthogonal Axis :	X
Test Mode :	UNII-2A/ TX AC80 Mode 5290MHz

Vertical

100 dBuV/m

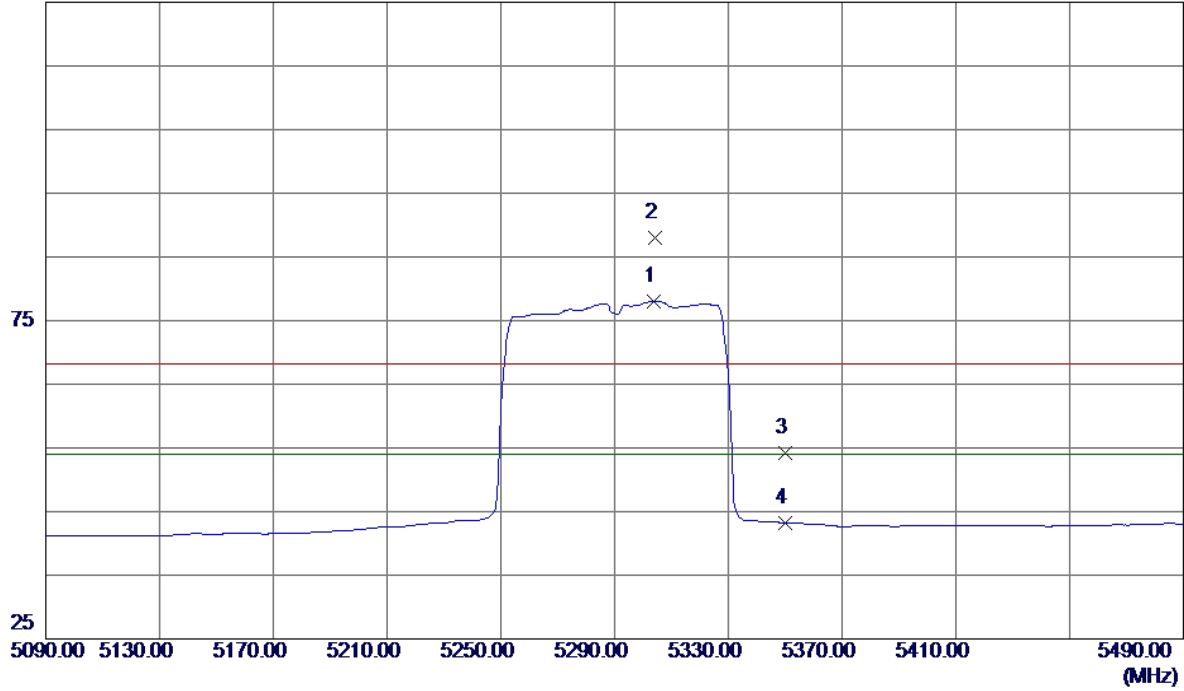


No.	Freq. MHz	Reading Level dBuV/m	Correct Factor dB	Measure ment dBuV/m	Limit dBuV/m	Margin dB	Detector	Comment

Orthogonal Axis :	X
Test Mode :	UNII-2A/ TX AC80 Mode 5290MHz

Horizontal

125 dBuV/m

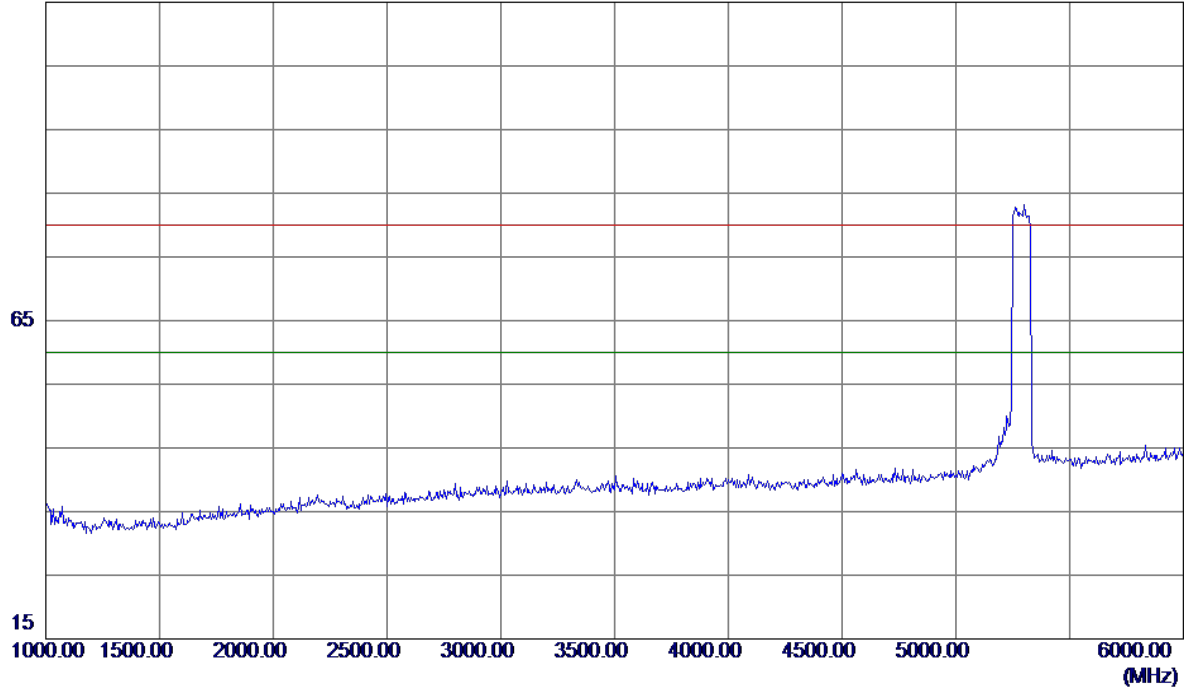


No.	Freq. MHz	Reading Level dBuV/m	Correct Factor dB	Measure ment dBuV/m	Limit dBuV/m	Margin dB	Detector	Comment
1 *	5303.6000	36.20	41.88	78.08	54.00	24.08	AVG	No Limit
2	5304.4000	46.09	41.89	87.98	68.30	19.68	Peak	No Limit
3	5350.0000	12.01	42.12	54.13	68.30	-14.17	Peak	
4	5350.0000	1.11	42.12	43.23	54.00	-10.77	AVG	

Orthogonal Axis :	X
Test Mode :	UNII-2A/ TX AC80 Mode 5290MHz

Horizontal

115 dBuV/m

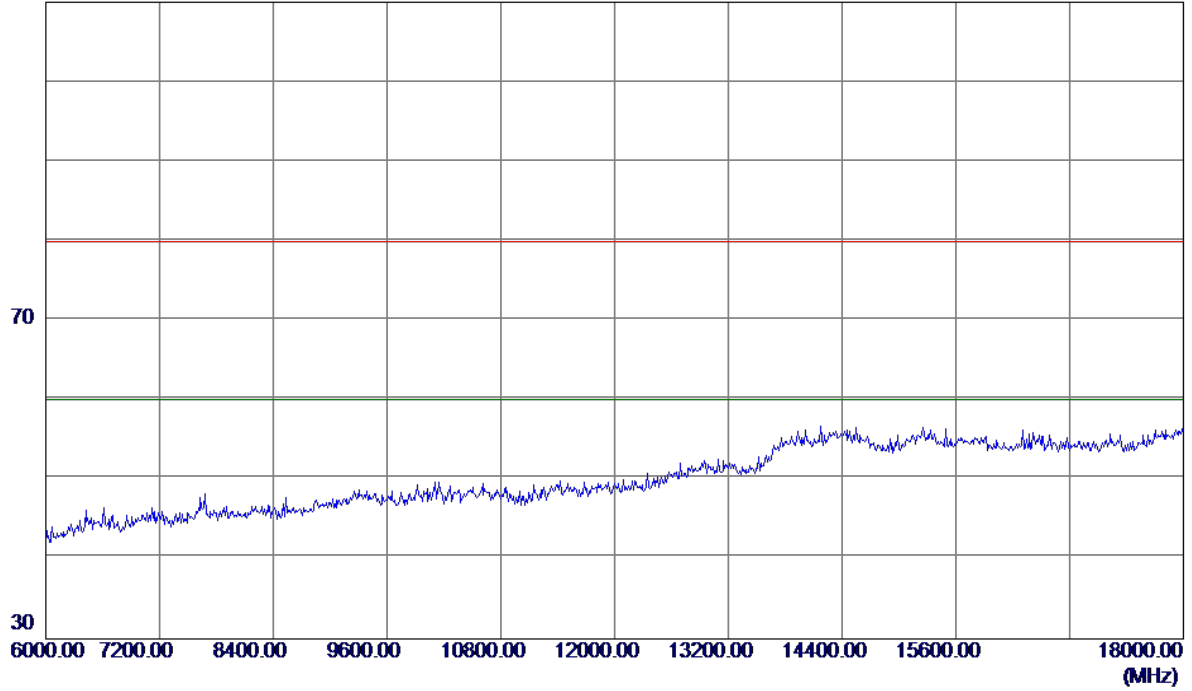


No.	Freq. MHz	Reading Level dBuV/m	Correct Factor dB	Measure ment dBuV/m	Limit dBuV/m	Margin dB	Detector	Comment
-----	--------------	----------------------------	-------------------------	---------------------------	-----------------	--------------	----------	---------

Orthogonal Axis :	X
Test Mode :	UNII-2A/ TX AC80 Mode 5290MHz

Horizontal

110 dBuV/m

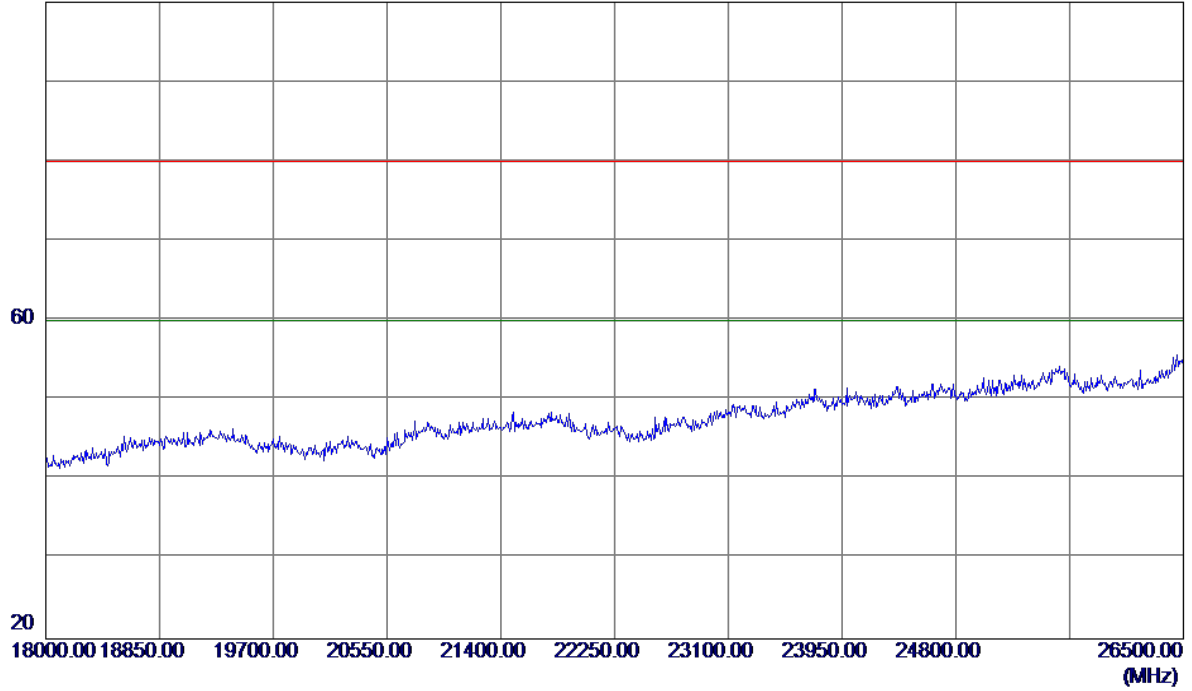


No.	Freq. MHz	Reading Level dBuV/m	Correct Factor dB	Measure ment dBuV/m	Limit dBuV/m	Margin dB	Detector	Comment

Orthogonal Axis :	X
Test Mode :	UNII-2A/ TX AC80 Mode 5290MHz

Horizontal

100 dBuV/m

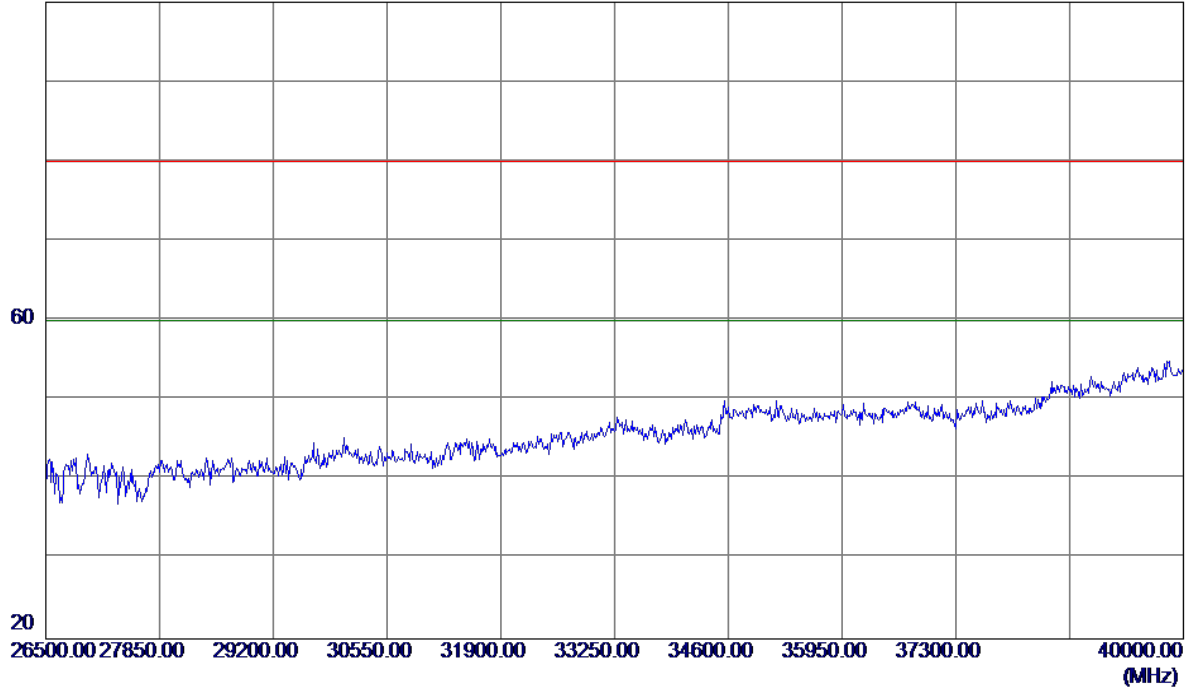


No.	Freq. MHz	Reading Level dBuV/m	Correct Factor dB	Measure ment dBuV/m	Limit dBuV/m	Margin dB	Detector	Comment

Orthogonal Axis :	X
Test Mode :	UNII-2A/ TX AC80 Mode 5290MHz

Horizontal

100 dBuV/m

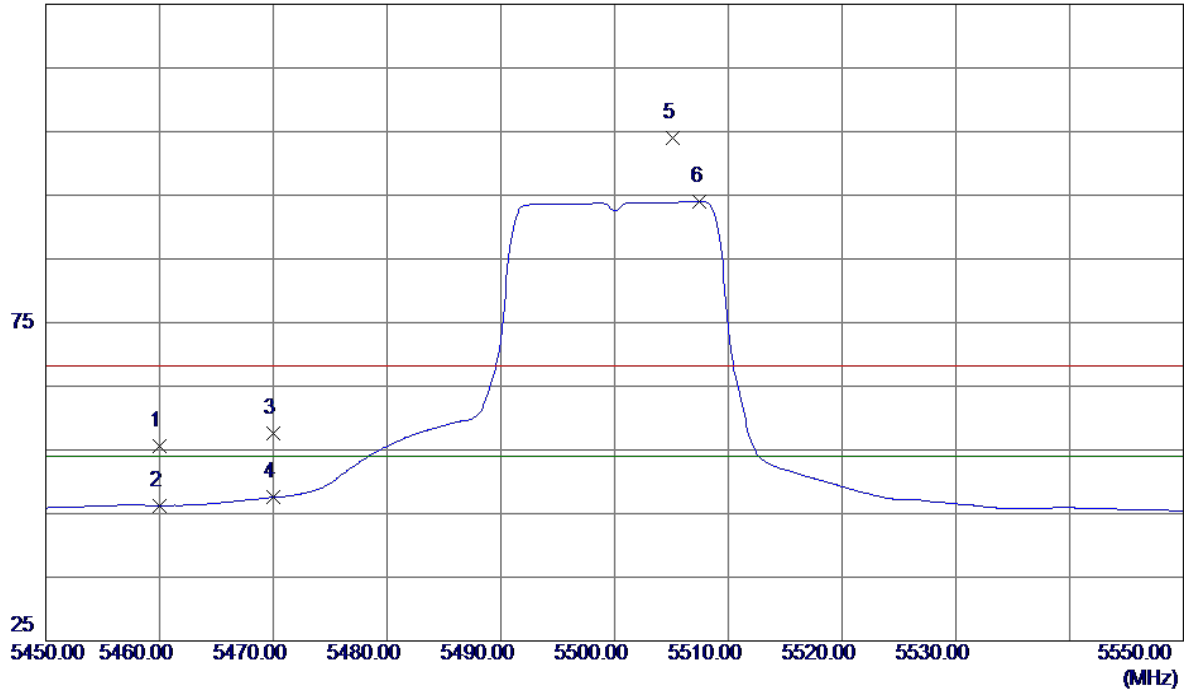


No.	Freq. MHz	Reading Level dBuV/m	Correct Factor dB	Measure ment dBuV/m	Limit dBuV/m	Margin dB	Detector	Comment

Orthogonal Axis :	X
Test Mode :	UNII-2C/ TX AC20 Mode 5500MHz

Vertical

125 dBuV/m

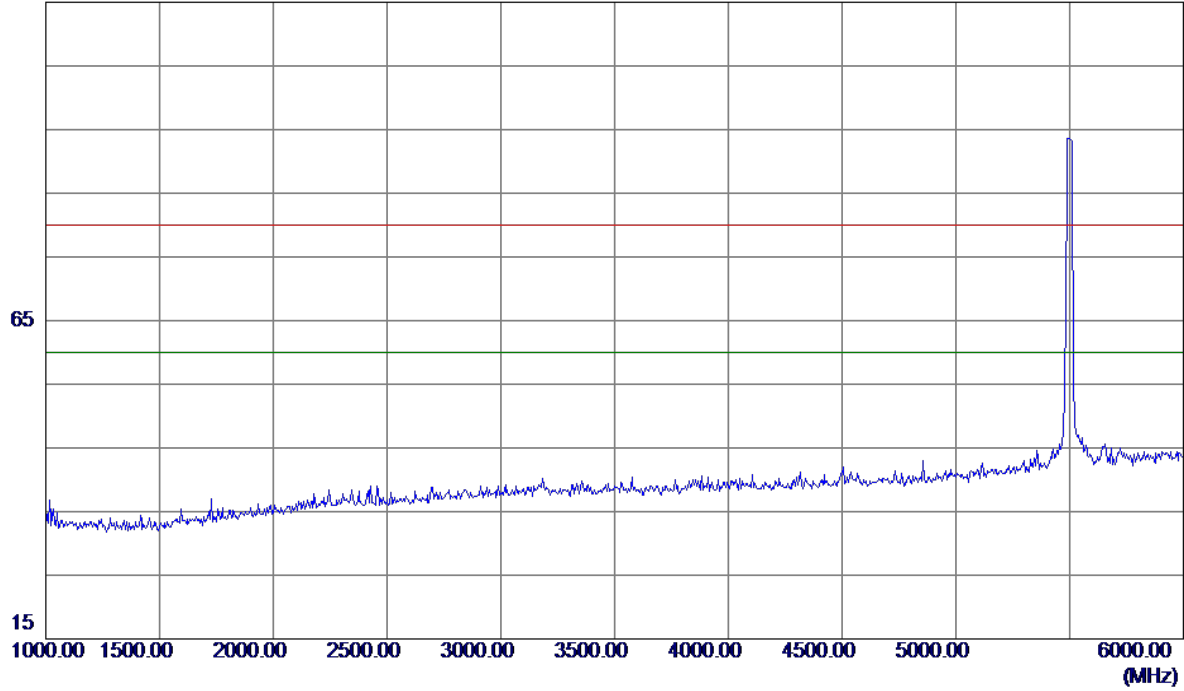


No.	Freq. MHz	Reading Level dBuV/m	Correct Factor dB	Measure ment dBuV/m	Limit dBuV/m	Margin dB	Detector	Comment
1	5460.0000	12.93	42.68	55.61	68.30	-12.69	Peak	
2	5460.0000	3.57	42.68	46.25	54.00	-7.75	AVG	
3	5470.0000	14.88	42.73	57.61	68.30	-10.69	Peak	
4	5470.0000	4.82	42.73	47.55	54.00	-6.45	AVG	
5	5505.1000	61.00	42.90	103.90	68.30	35.60	Peak	No Limit
6 *	5507.5000	51.12	42.90	94.02	54.00	40.02	AVG	No Limit

Orthogonal Axis :	X
Test Mode :	UNII-2C/ TX AC20 Mode 5500MHz

Vertical

115 dBuV/m

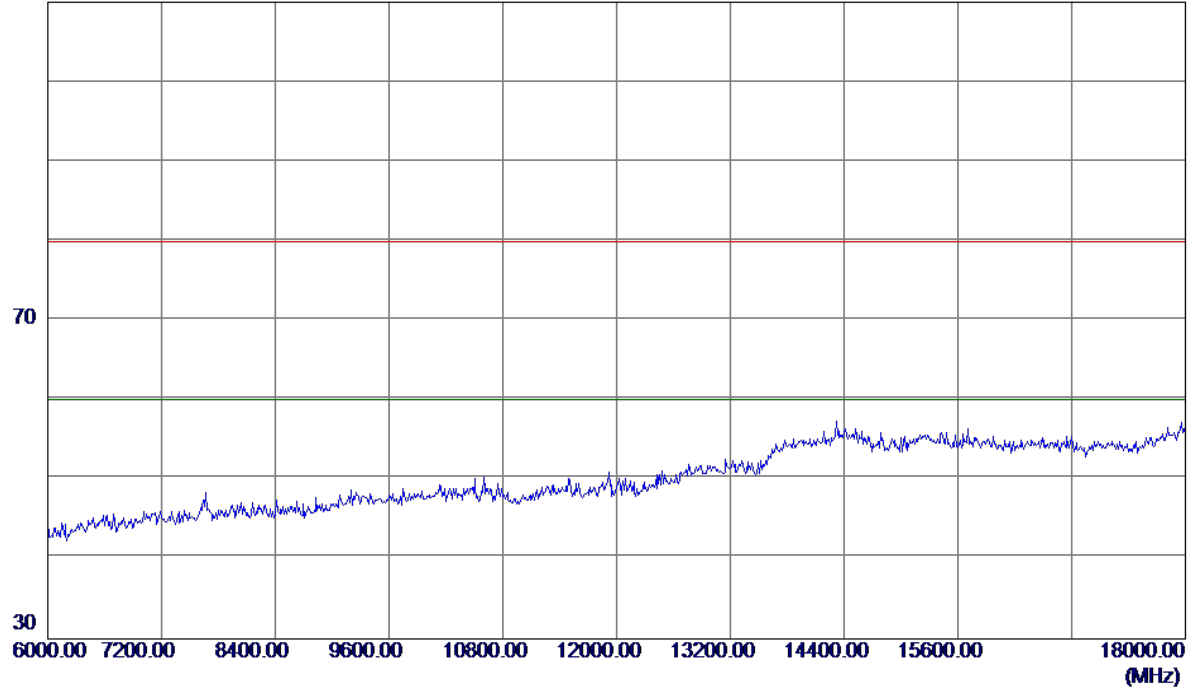


No.	Freq. MHz	Reading Level dBuV/m	Correct Factor dB	Measure ment dBuV/m	Limit dBuV/m	Margin dB	Detector	Comment

Orthogonal Axis :	X
Test Mode :	UNII-2C/ TX AC20 Mode 5500MHz

Vertical

110 dBuV/m

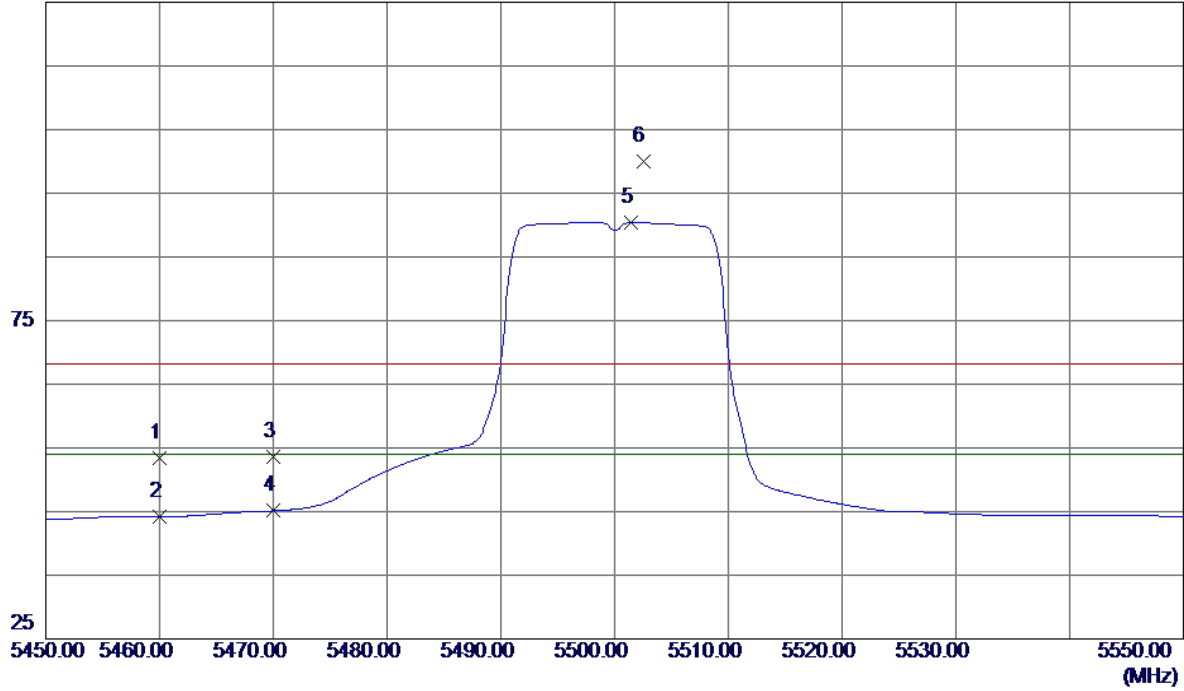


No.	Freq. MHz	Reading Level dBuV/m	Correct Factor dB	Measure ment dBuV/m	Limit dBuV/m	Margin dB	Detector	Comment

Orthogonal Axis :	X
Test Mode :	UNII-2C/ TX AC20 Mode 5500MHz

Horizontal

125 dBuV/m

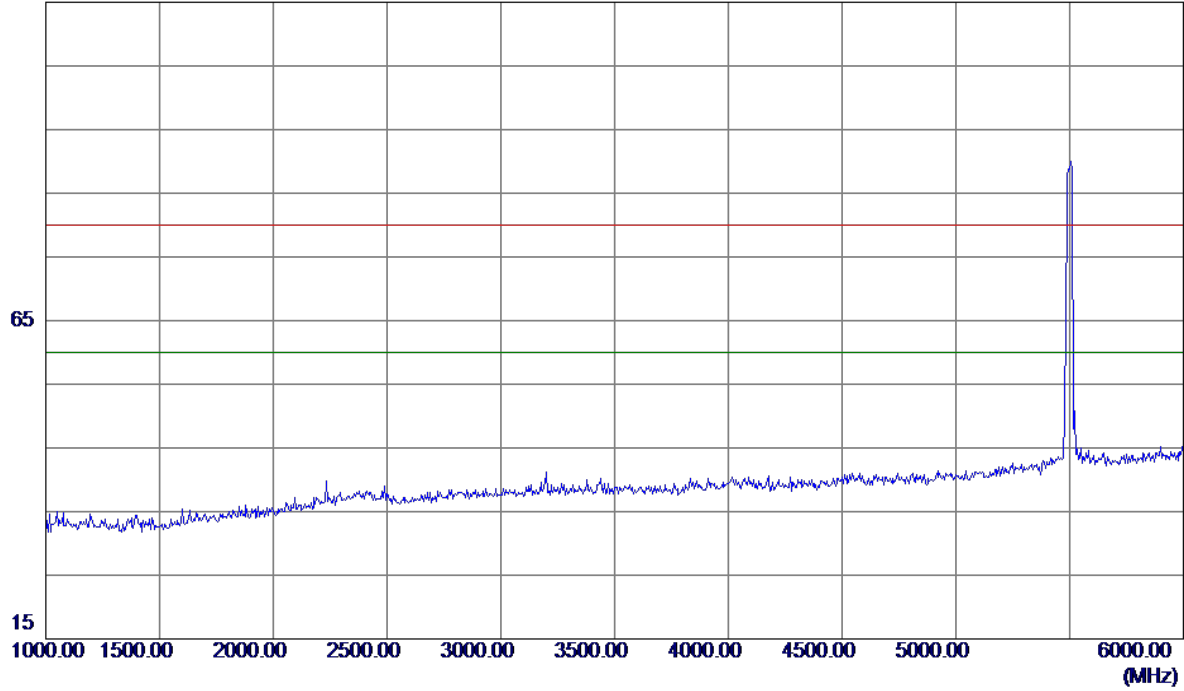


No.	Freq. MHz	Reading Level dBuV/m	Correct Factor dB	Measure ment dBuV/m	Limit dBuV/m	Margin dB	Detector	Comment
1	5460.0000	10.65	42.68	53.33	68.30	-14.97	Peak	
2	5460.0000	1.52	42.68	44.20	54.00	-9.80	AVG	
3	5470.0000	10.95	42.73	53.68	68.30	-14.62	Peak	
4	5470.0000	2.39	42.73	45.12	54.00	-8.88	AVG	
5 *	5501.4000	47.49	42.88	90.37	54.00	36.37	AVG	No Limit
6	5502.5000	57.17	42.89	100.06	68.30	31.76	Peak	No Limit

Orthogonal Axis :	X
Test Mode :	UNII-2C/ TX AC20 Mode 5500MHz

Horizontal

115 dBuV/m

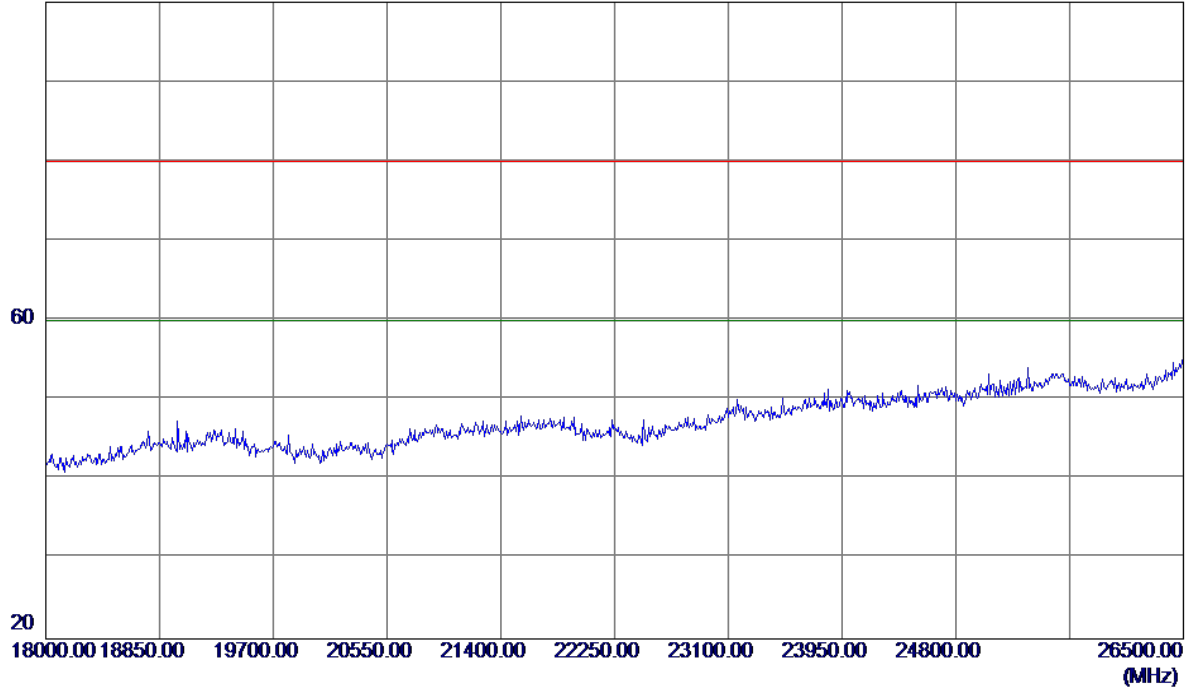


No.	Freq. MHz	Reading Level dBuV/m	Correct Factor dB	Measure ment dBuV/m	Limit dBuV/m	Margin dB	Detector	Comment
-----	--------------	----------------------------	-------------------------	---------------------------	-----------------	--------------	----------	---------

Orthogonal Axis :	X
Test Mode :	UNII-2C/ TX AC20 Mode 5500MHz

Horizontal

100 dBuV/m

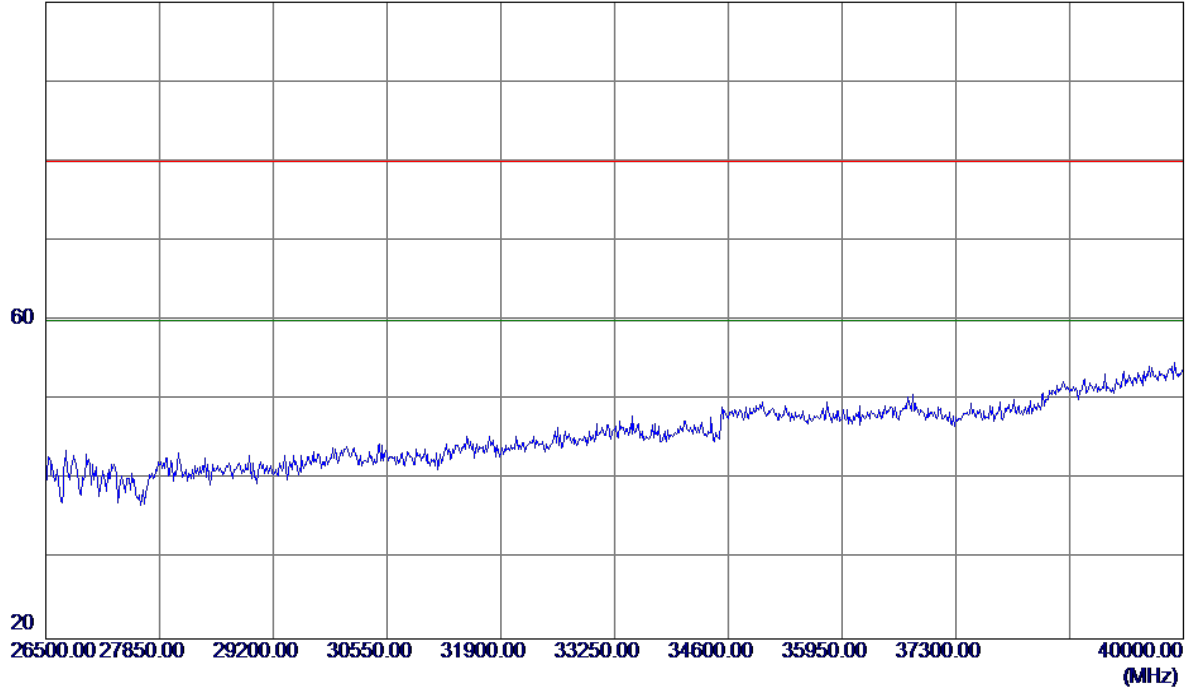


No.	Freq. MHz	Reading Level dBuV/m	Correct Factor dB	Measure ment dBuV/m	Limit dBuV/m	Margin dB	Detector	Comment

Orthogonal Axis :	X
Test Mode :	UNII-2C/ TX AC20 Mode 5500MHz

Horizontal

100 dBuV/m

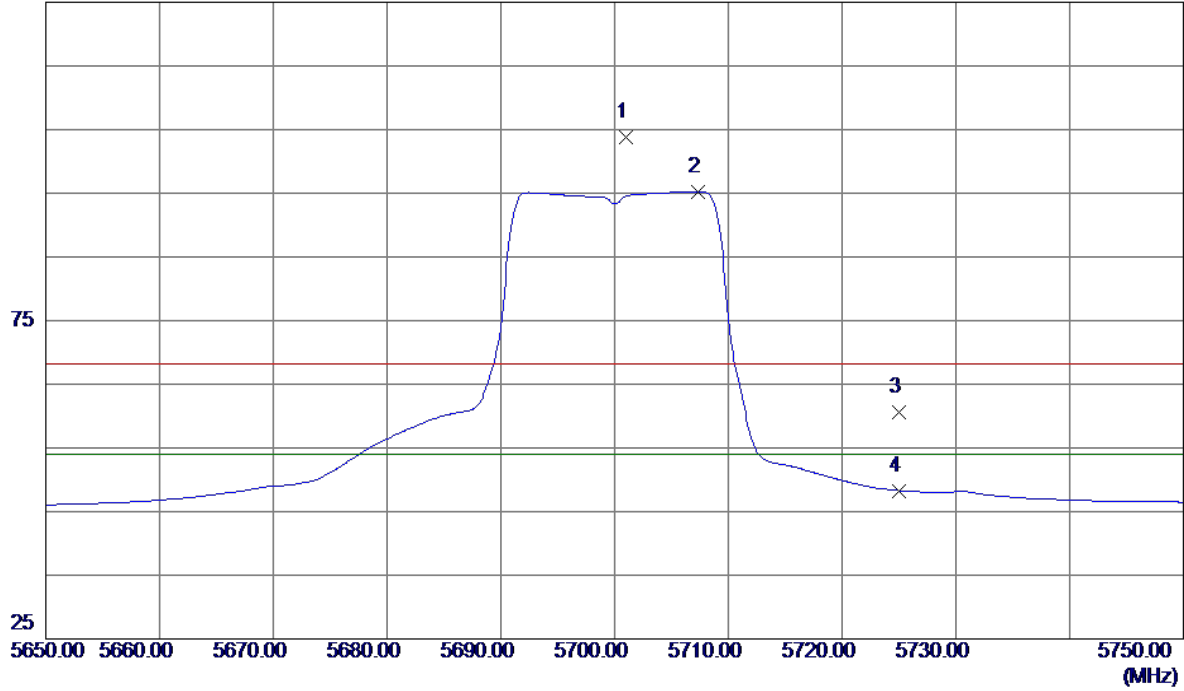


No.	Freq. MHz	Reading Level dBuV/m	Correct Factor dB	Measure ment dBuV/m	Limit dBuV/m	Margin dB	Detector	Comment

Orthogonal Axis :	X
Test Mode :	UNII-2C/ TX AC20 Mode 5700MHz

Vertical

125 dBuV/m

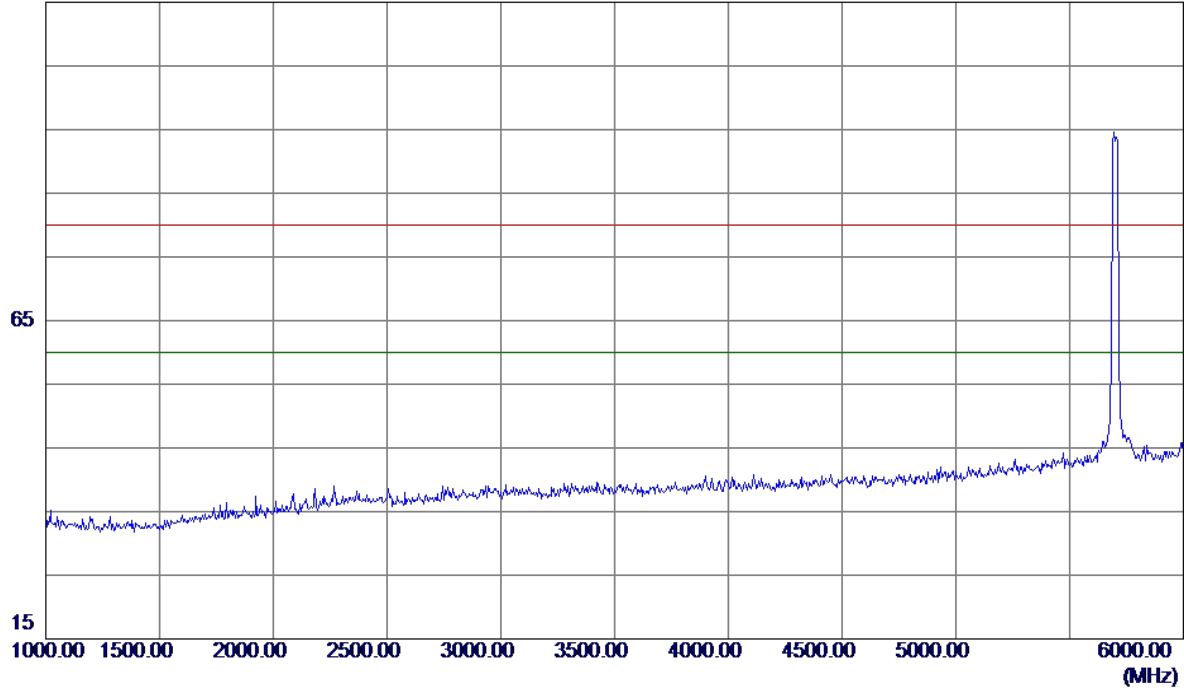


No.	Freq. MHz	Reading Level dBuV/m	Correct Factor dB	Measure ment dBuV/m	Limit dBuV/m	Margin dB	Detector	Comment
1	5701.0000	60.22	43.49	103.71	68.30	35.41	Peak	No Limit
2 *	5707.3000	51.70	43.51	95.21	54.00	41.21	AVG	No Limit
3	5725.0000	17.01	43.56	60.57	68.30	-7.73	Peak	
4	5725.0000	4.73	43.56	48.29	54.00	-5.71	AVG	

Orthogonal Axis :	X
Test Mode :	UNII-2C/ TX AC20 Mode 5700MHz

Vertical

115 dBuV/m

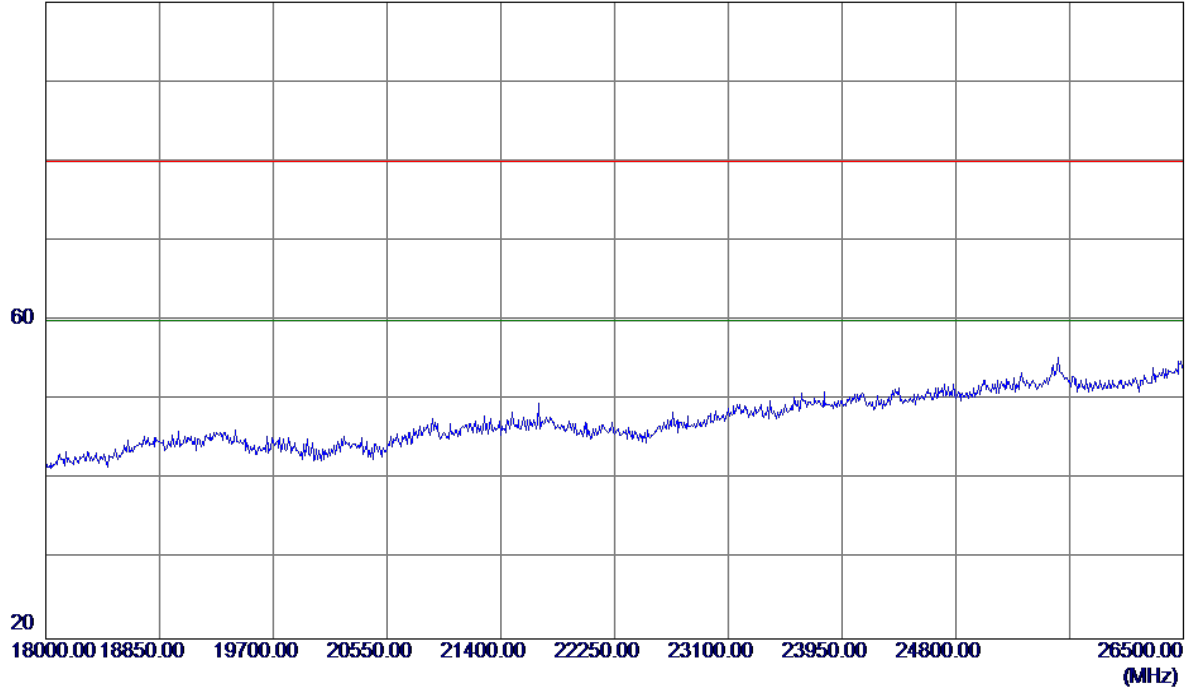


No.	Freq. MHz	Reading Level dBuV/m	Correct Factor dB	Measure ment dBuV/m	Limit dBuV/m	Margin dB	Detector	Comment
-----	--------------	----------------------------	-------------------------	---------------------------	-----------------	--------------	----------	---------

Orthogonal Axis :	X
Test Mode :	UNII-2C/ TX AC20 Mode 5700MHz

Vertical

100 dBuV/m

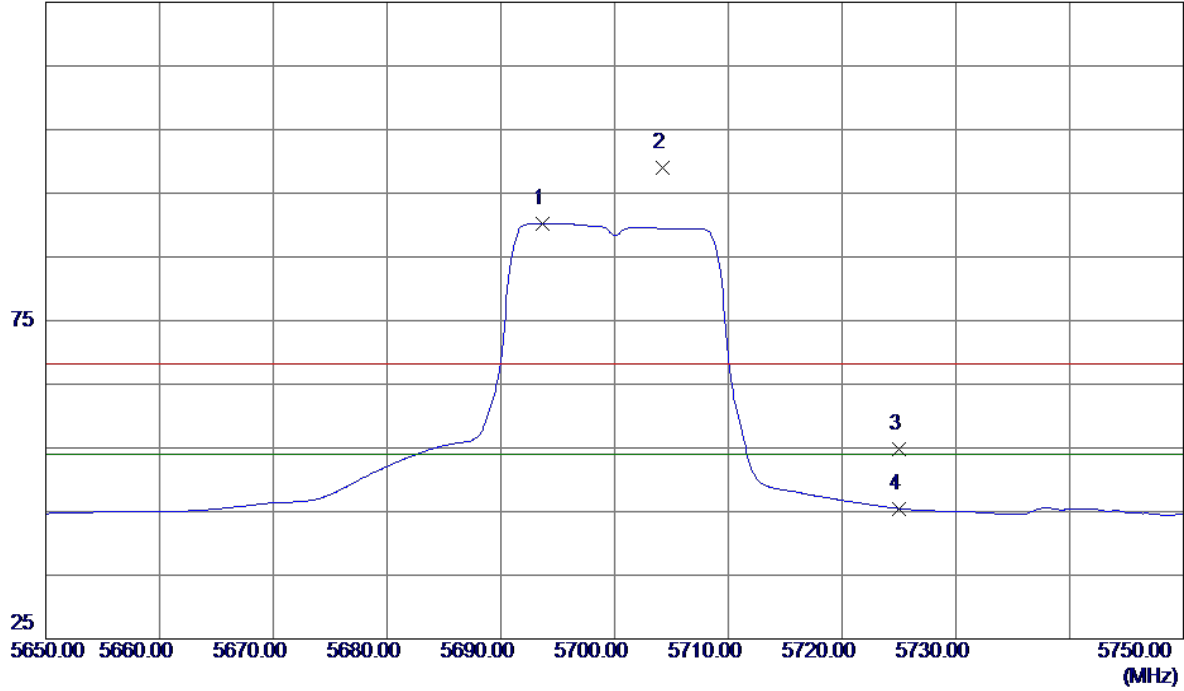


No.	Freq. MHz	Reading Level dBuV/m	Correct Factor dB	Measure ment dBuV/m	Limit dBuV/m	Margin dB	Detector	Comment

Orthogonal Axis :	X
Test Mode :	UNII-2C/ TX AC20 Mode 5700MHz

Horizontal

125 dBuV/m

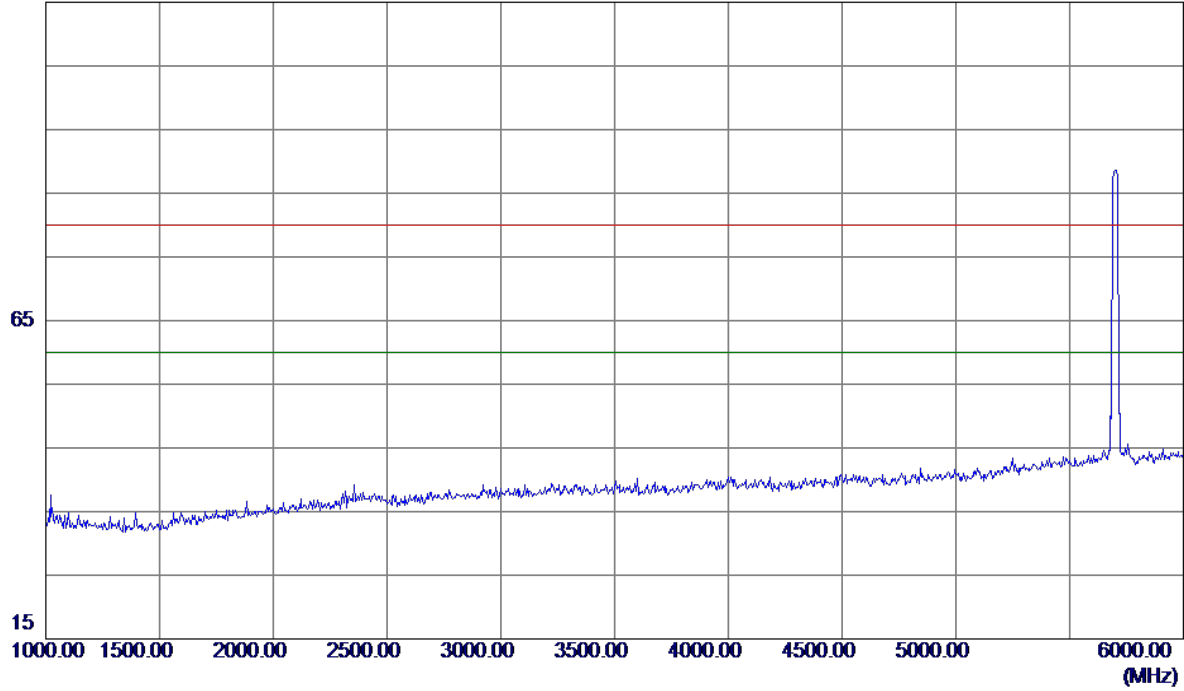


No.	Freq. MHz	Reading Level dBuV/m	Correct Factor dB	Measure ment dBuV/m	Limit dBuV/m	Margin dB	Detector	Comment
1 *	5693.7000	46.81	43.46	90.27	54.00	36.27	AVG	No Limit
2	5704.2000	55.55	43.50	99.05	68.30	30.75	Peak	No Limit
3	5725.0000	11.30	43.56	54.86	68.30	-13.44	Peak	
4	5725.0000	1.91	43.56	45.47	54.00	-8.53	AVG	

Orthogonal Axis :	X
Test Mode :	UNII-2C/ TX AC20 Mode 5700MHz

Horizontal

115 dBuV/m

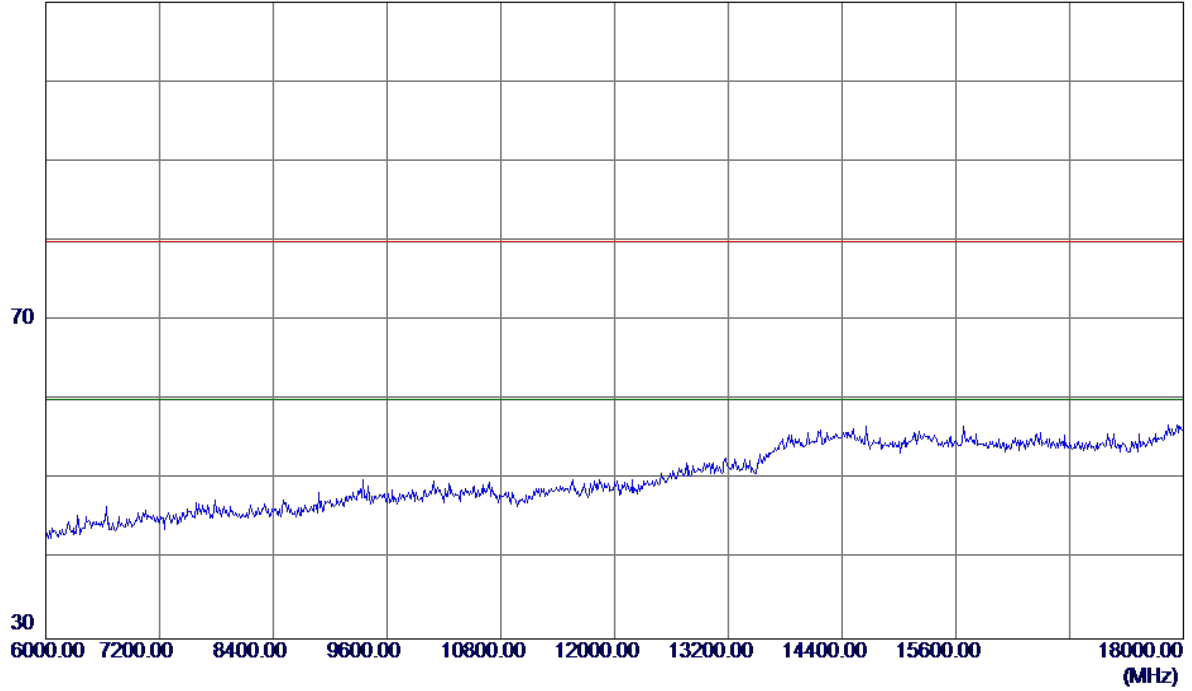


No.	Freq. MHz	Reading Level dBuV/m	Correct Factor dB	Measure ment dBuV/m	Limit dBuV/m	Margin dB	Detector	Comment
-----	--------------	----------------------------	-------------------------	---------------------------	-----------------	--------------	----------	---------

Orthogonal Axis :	X
Test Mode :	UNII-2C/ TX AC20 Mode 5700MHz

Horizontal

110 dBuV/m

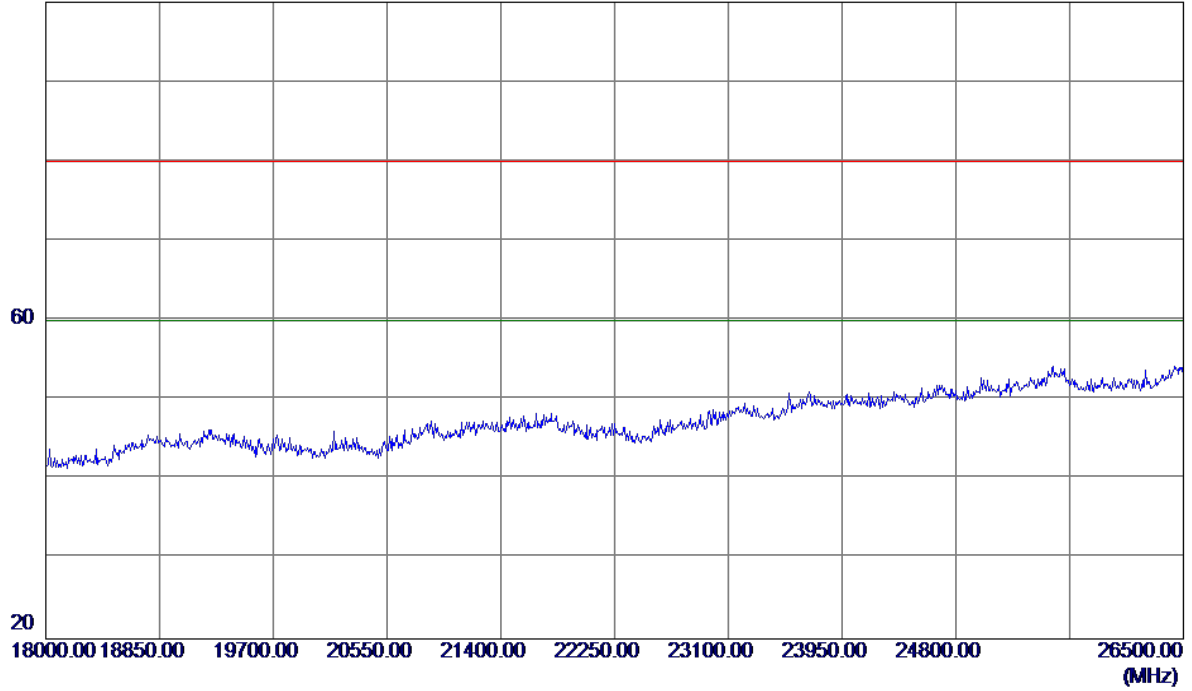


No.	Freq. MHz	Reading Level dBuV/m	Correct Factor dB	Measure ment dBuV/m	Limit dBuV/m	Margin dB	Detector	Comment

Orthogonal Axis :	X
Test Mode :	UNII-2C/ TX AC20 Mode 5700MHz

Horizontal

100 dBuV/m

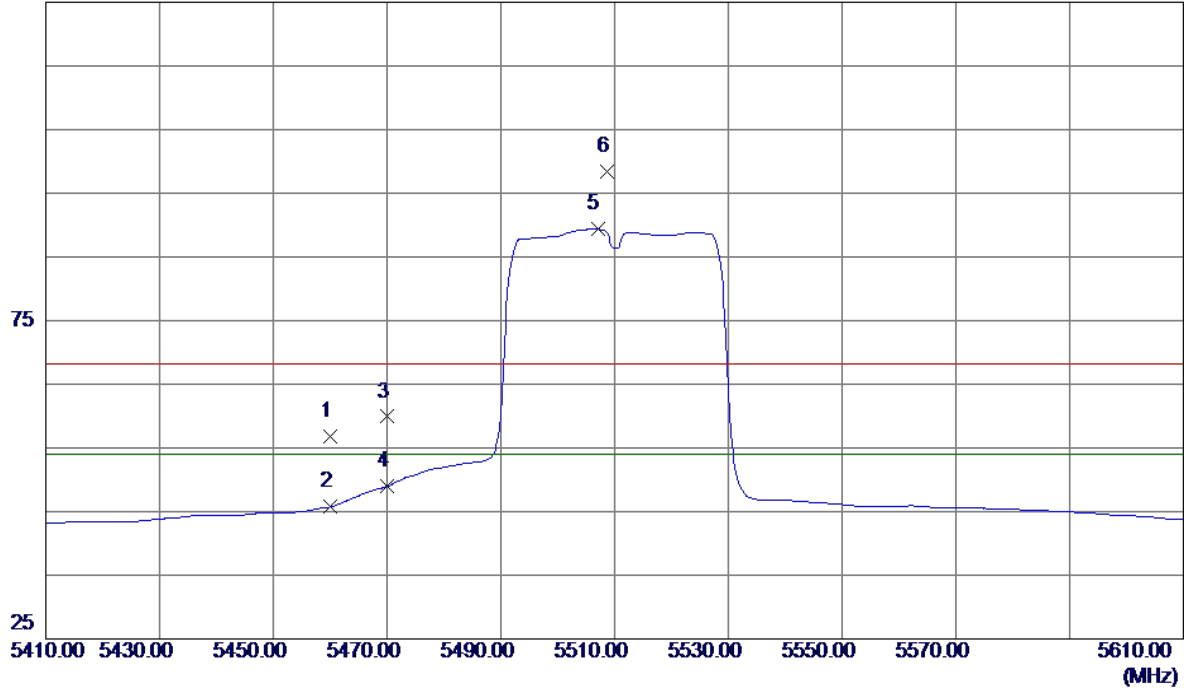


No.	Freq. MHz	Reading Level dBuV/m	Correct Factor dB	Measure ment dBuV/m	Limit dBuV/m	Margin dB	Detector	Comment

Orthogonal Axis :	X
Test Mode :	UNII-2C/ TX AC40 Mode 5510MHz

Vertical

125 dBuV/m

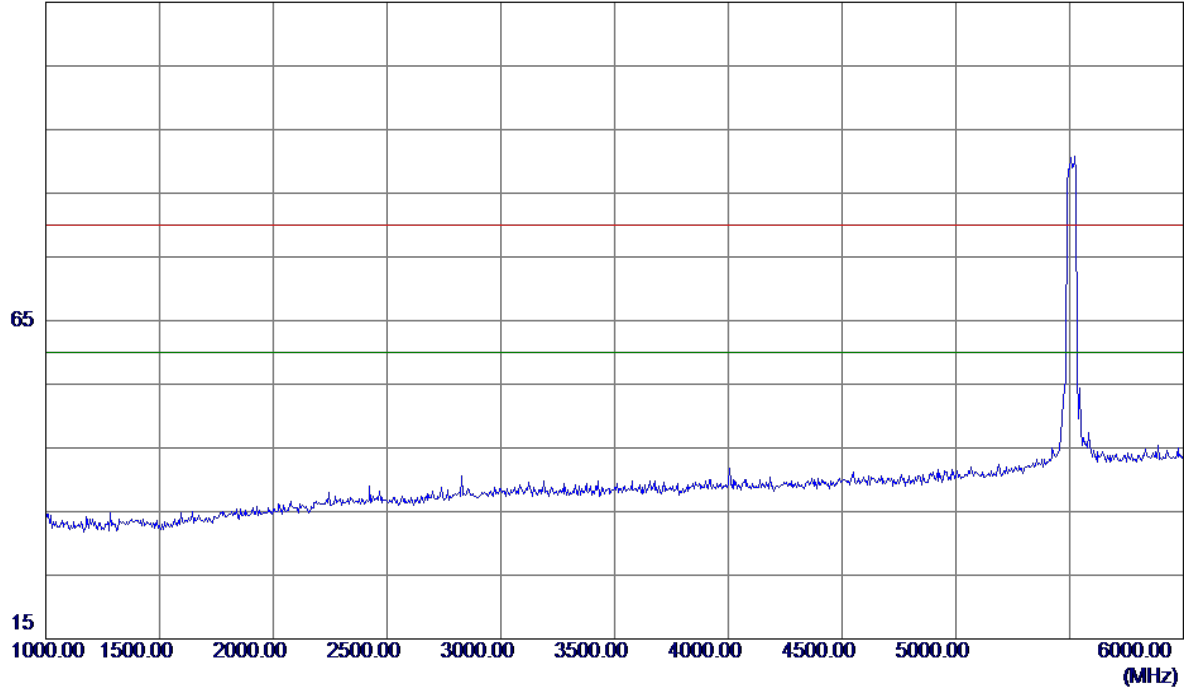


No.	Freq. MHz	Reading Level dBuV/m	Correct Factor dB	Measure ment dBuV/m	Limit dBuV/m	Margin dB	Detector	Comment
1	5460.0000	14.12	42.68	56.80	68.30	-11.50	Peak	
2	5460.0000	3.06	42.68	45.74	54.00	-8.26	AVG	
3	5470.0000	17.17	42.73	59.90	68.30	-8.40	Peak	
4	5470.0000	6.24	42.73	48.97	54.00	-5.03	AVG	
5 *	5507.0000	46.46	42.90	89.36	54.00	35.36	AVG	No Limit
6	5508.6000	55.57	42.91	98.48	68.30	30.18	Peak	No Limit

Orthogonal Axis :	X
Test Mode :	UNII-2C/ TX AC40 Mode 5510MHz

Vertical

115 dBuV/m

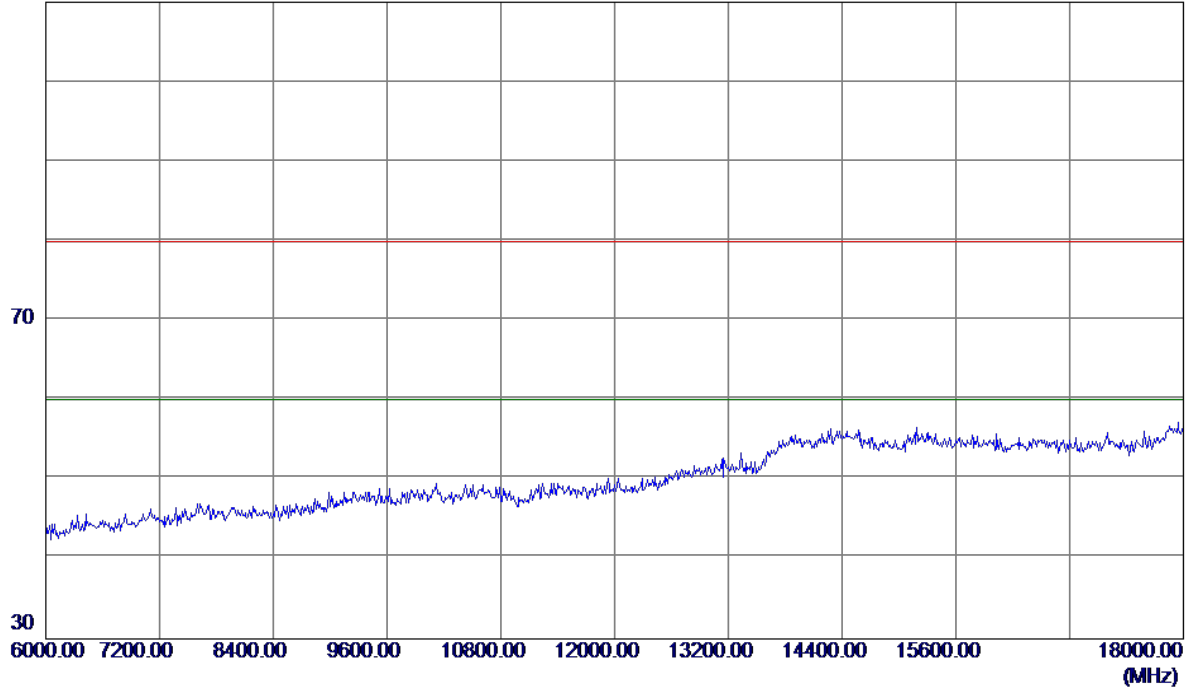


No.	Freq. MHz	Reading Level dBuV/m	Correct Factor dB	Measure ment dBuV/m	Limit dBuV/m	Margin dB	Detector	Comment
-----	--------------	----------------------------	-------------------------	---------------------------	-----------------	--------------	----------	---------

Orthogonal Axis :	X
Test Mode :	UNII-2C/ TX AC40 Mode 5510MHz

Vertical

110 dBuV/m

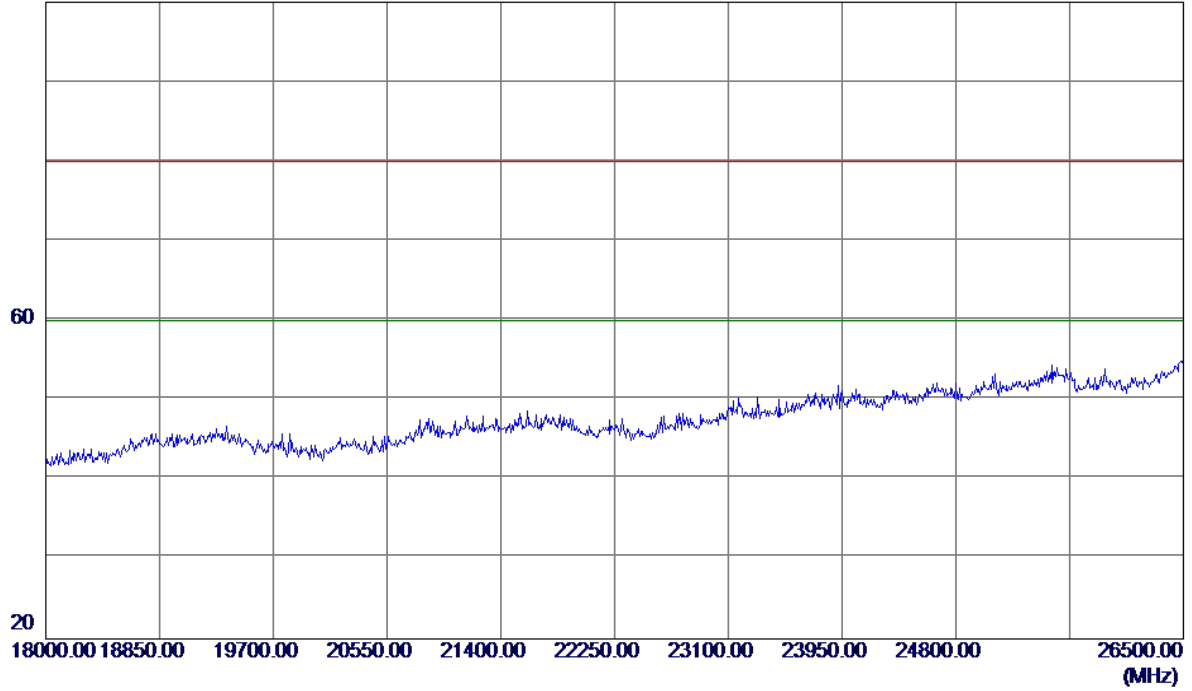


No.	Freq. MHz	Reading Level dBuV/m	Correct Factor dB	Measure ment dBuV/m	Limit dBuV/m	Margin dB	Detector	Comment

Orthogonal Axis :	X
Test Mode :	UNII-2C/ TX AC40 Mode 5510MHz

Vertical

100 dBuV/m

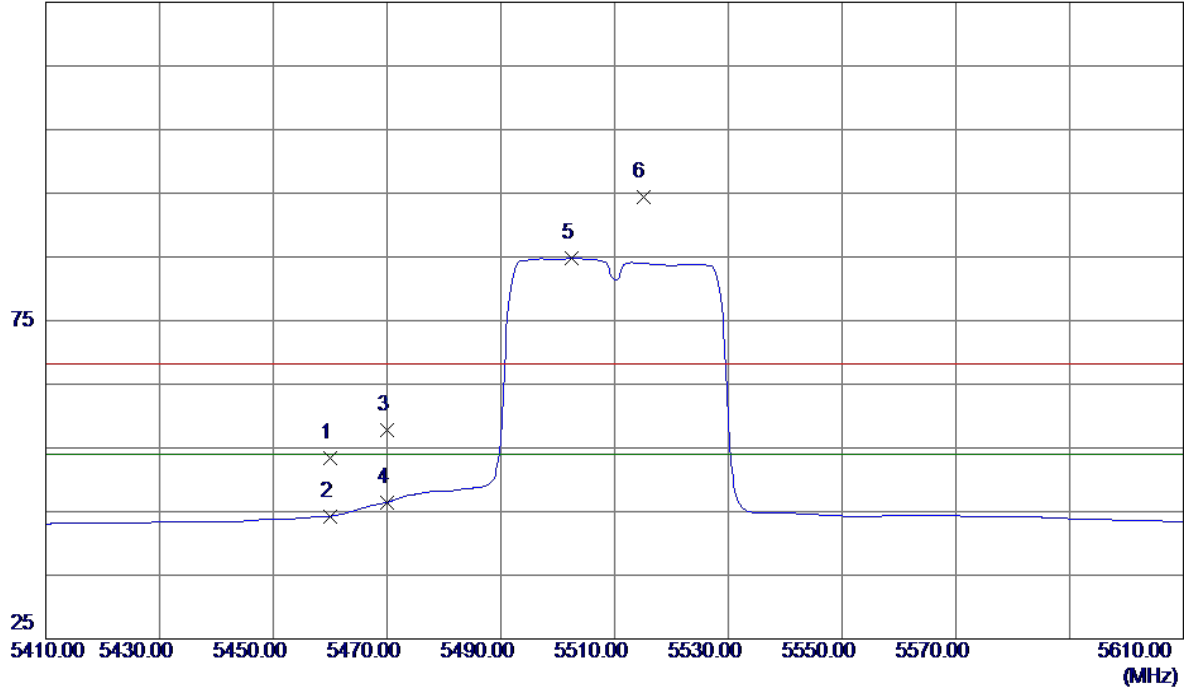


No.	Freq. MHz	Reading Level dBuV/m	Correct Factor dB	Measure ment dBuV/m	Limit dBuV/m	Margin dB	Detector	Comment

Orthogonal Axis :	X
Test Mode :	UNII-2C/ TX AC40 Mode 5510MHz

Horizontal

125 dBuV/m

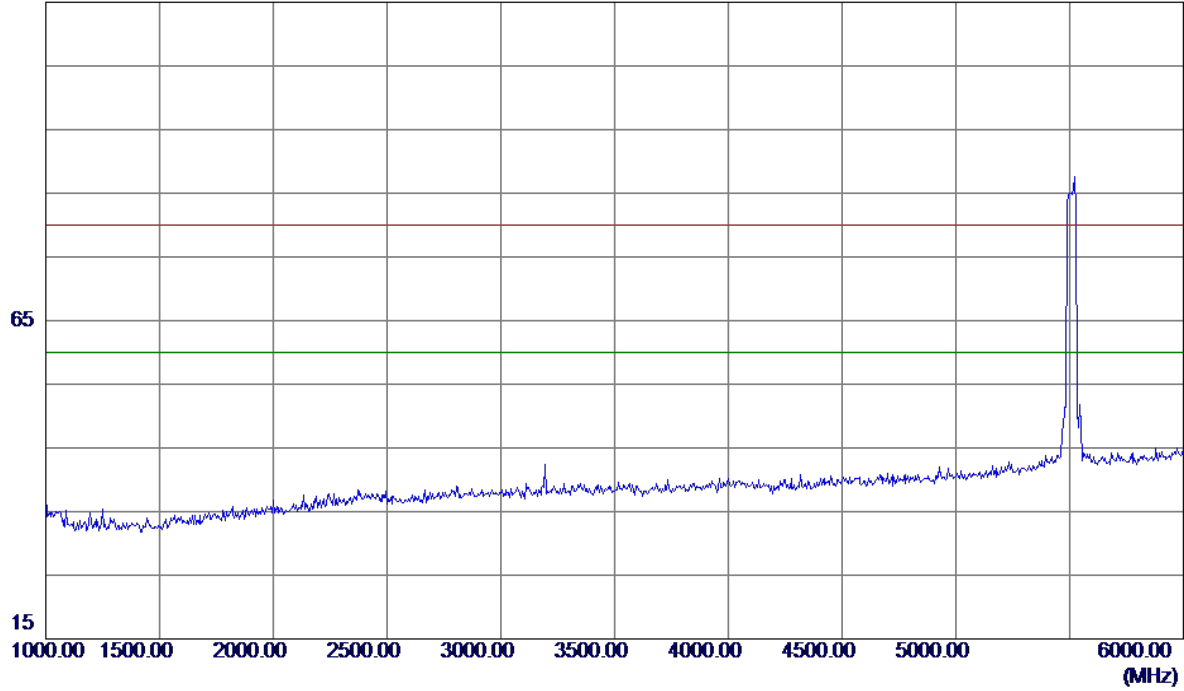


No.	Freq. MHz	Reading Level dBuV/m	Correct Factor dB	Measure ment dBuV/m	Limit dBuV/m	Margin dB	Detector	Comment
1	5460.0000	10.63	42.68	53.31	68.30	-14.99	Peak	
2	5460.0000	1.59	42.68	44.27	54.00	-9.73	AVG	
3	5470.0000	15.10	42.73	57.83	68.30	-10.47	Peak	
4	5470.0000	3.72	42.73	46.45	54.00	-7.55	AVG	
5 *	5502.4000	41.87	42.89	84.76	54.00	30.76	AVG	No Limit
6	5515.0000	51.44	42.93	94.37	68.30	26.07	Peak	No Limit

Orthogonal Axis :	X
Test Mode :	UNII-2C/ TX AC40 Mode 5510MHz

Horizontal

115 dBuV/m

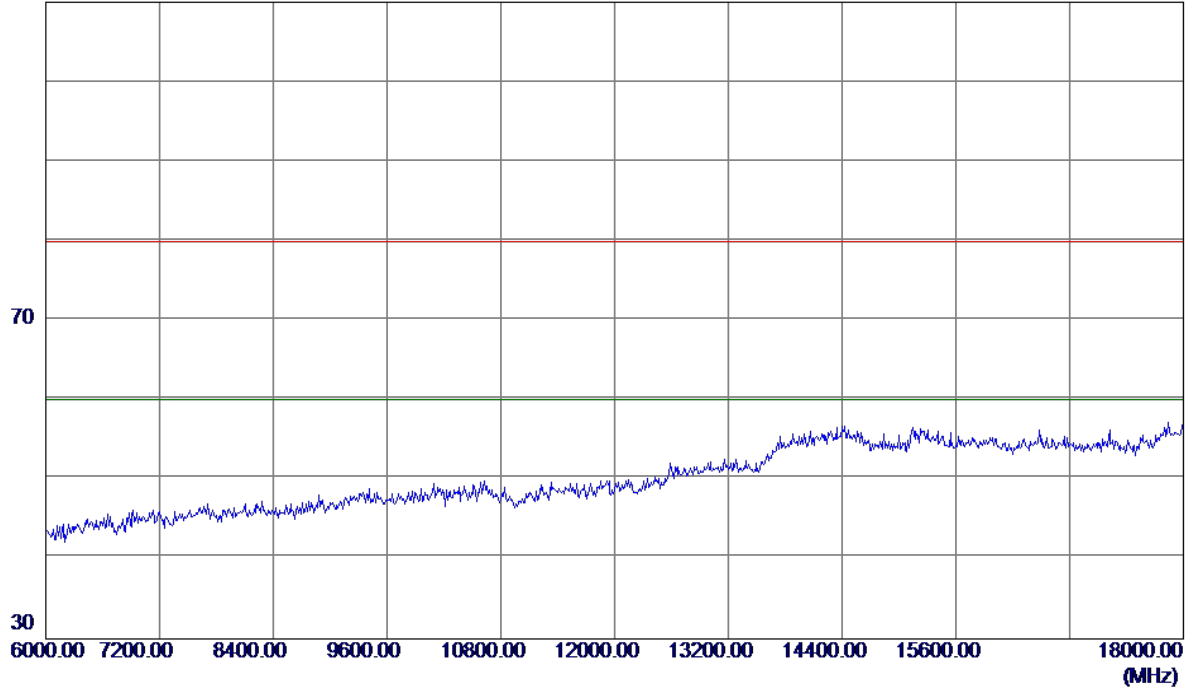


No.	Freq. MHz	Reading Level dBuV/m	Correct Factor dB	Measure ment dBuV/m	Limit dBuV/m	Margin dB	Detector	Comment
-----	--------------	----------------------------	-------------------------	---------------------------	-----------------	--------------	----------	---------

Orthogonal Axis :	X
Test Mode :	UNII-2C/ TX AC40 Mode 5510MHz

Horizontal

110 dBuV/m

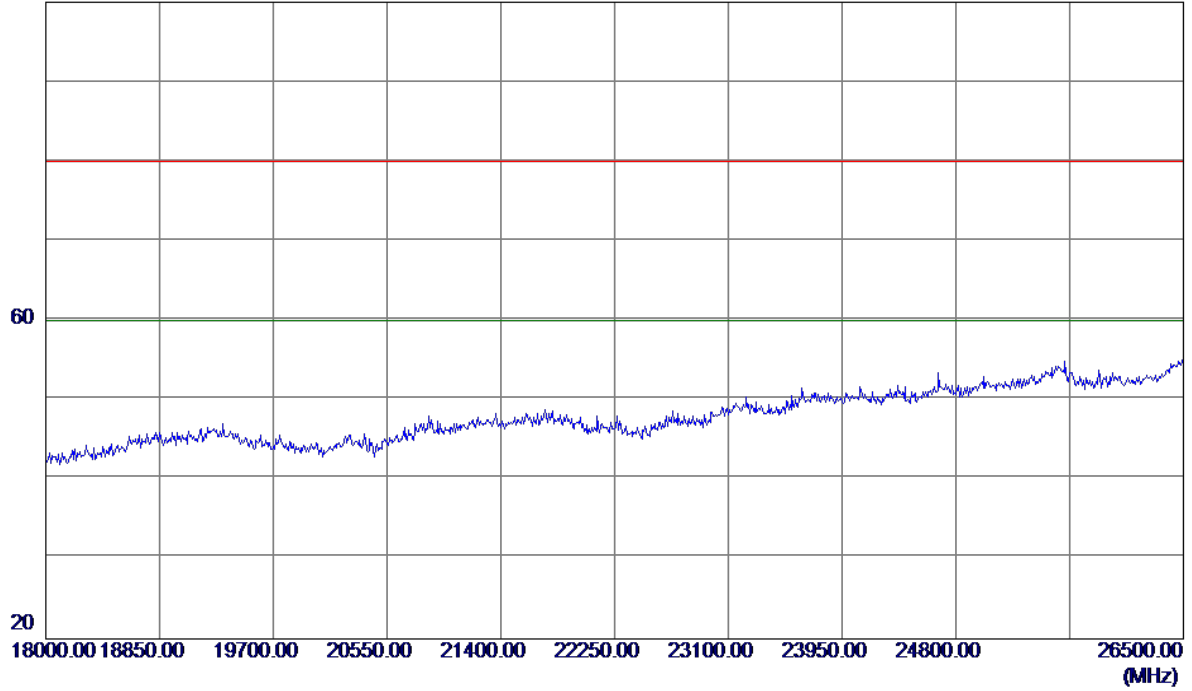


No.	Freq. MHz	Reading Level dBuV/m	Correct Factor dB	Measure ment dBuV/m	Limit dBuV/m	Margin dB	Detector	Comment

Orthogonal Axis :	X
Test Mode :	UNII-2C/ TX AC40 Mode 5510MHz

Horizontal

100 dBuV/m

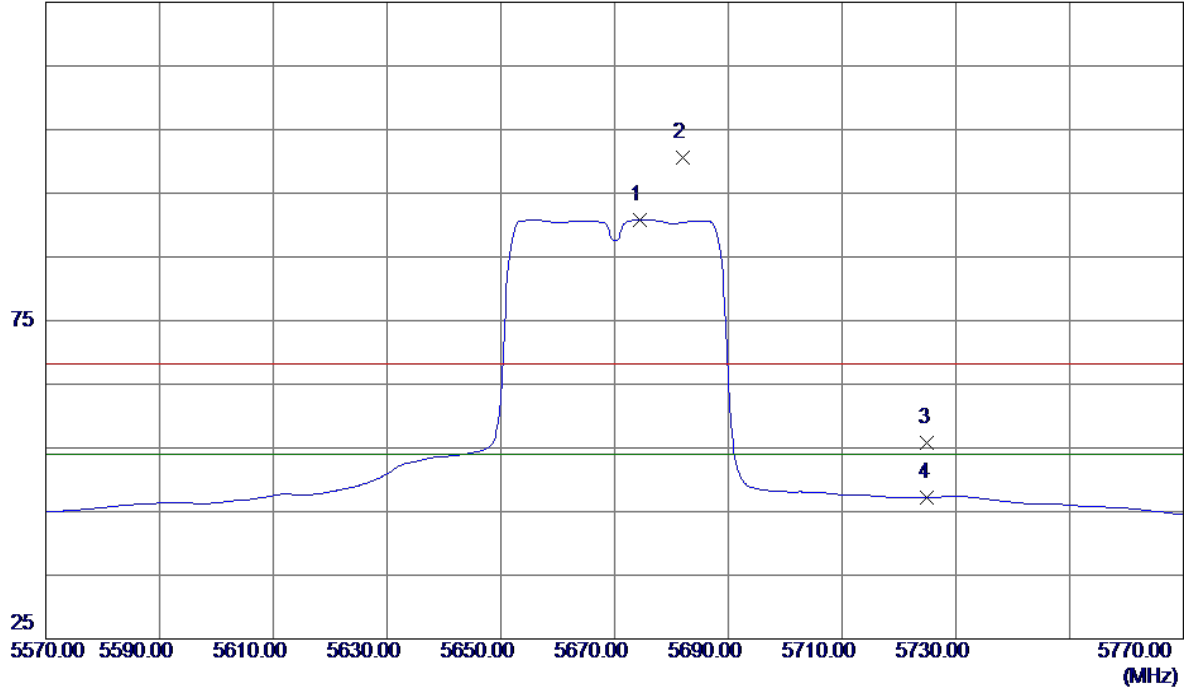


No.	Freq. MHz	Reading Level dBuV/m	Correct Factor dB	Measure ment dBuV/m	Limit dBuV/m	Margin dB	Detector	Comment

Orthogonal Axis :	X
Test Mode :	UNII-2C/ TX AC40 Mode 5670MHz

Vertical

125 dBuV/m

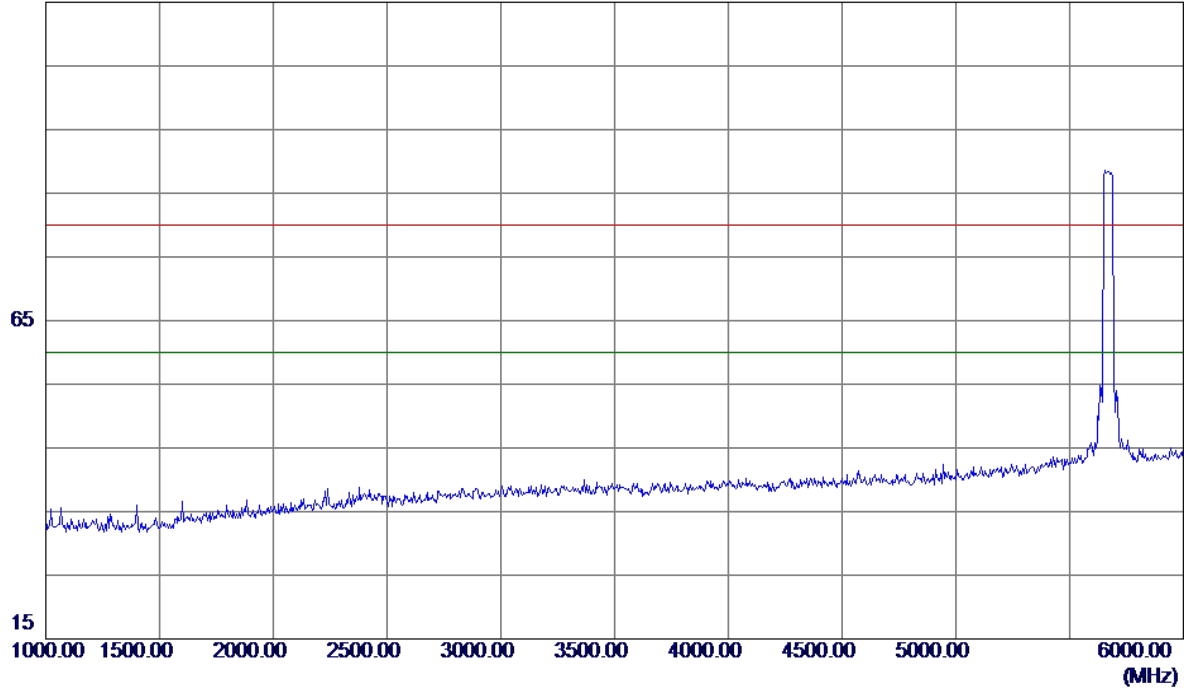


No.	Freq. MHz	Reading Level dBuV/m	Correct Factor dB	Measure ment dBuV/m	Limit dBuV/m	Margin dB	Detector	Comment
1 *	5674.4000	47.40	43.41	90.81	54.00	36.81	AVG	No Limit
2	5682.0000	57.14	43.43	100.57	68.30	32.27	Peak	No Limit
3	5725.0000	12.16	43.56	55.72	68.30	-12.58	Peak	
4	5725.0000	3.62	43.56	47.18	54.00	-6.82	AVG	

Orthogonal Axis :	X
Test Mode :	UNII-2C/ TX AC40 Mode 5670MHz

Vertical

115 dBuV/m

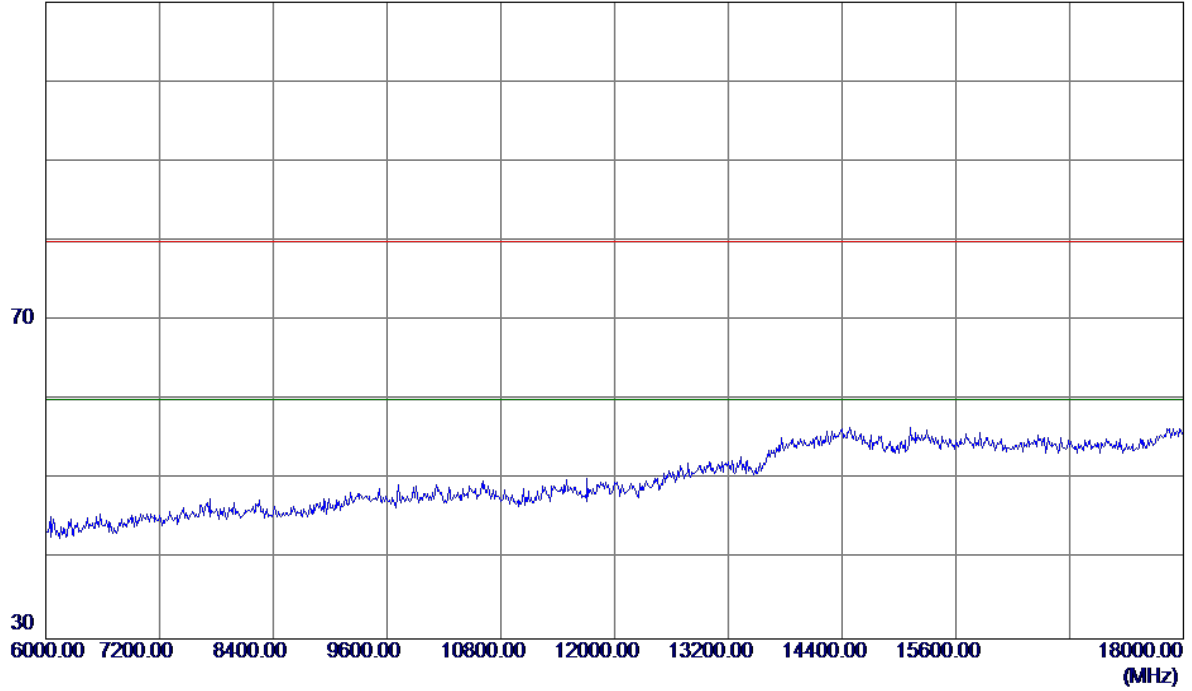


No.	Freq. MHz	Reading Level dBuV/m	Correct Factor dB	Measure ment dBuV/m	Limit dBuV/m	Margin dB	Detector	Comment
-----	--------------	----------------------------	-------------------------	---------------------------	-----------------	--------------	----------	---------

Orthogonal Axis :	X
Test Mode :	UNII-2C/ TX AC40 Mode 5670MHz

Vertical

110 dBuV/m

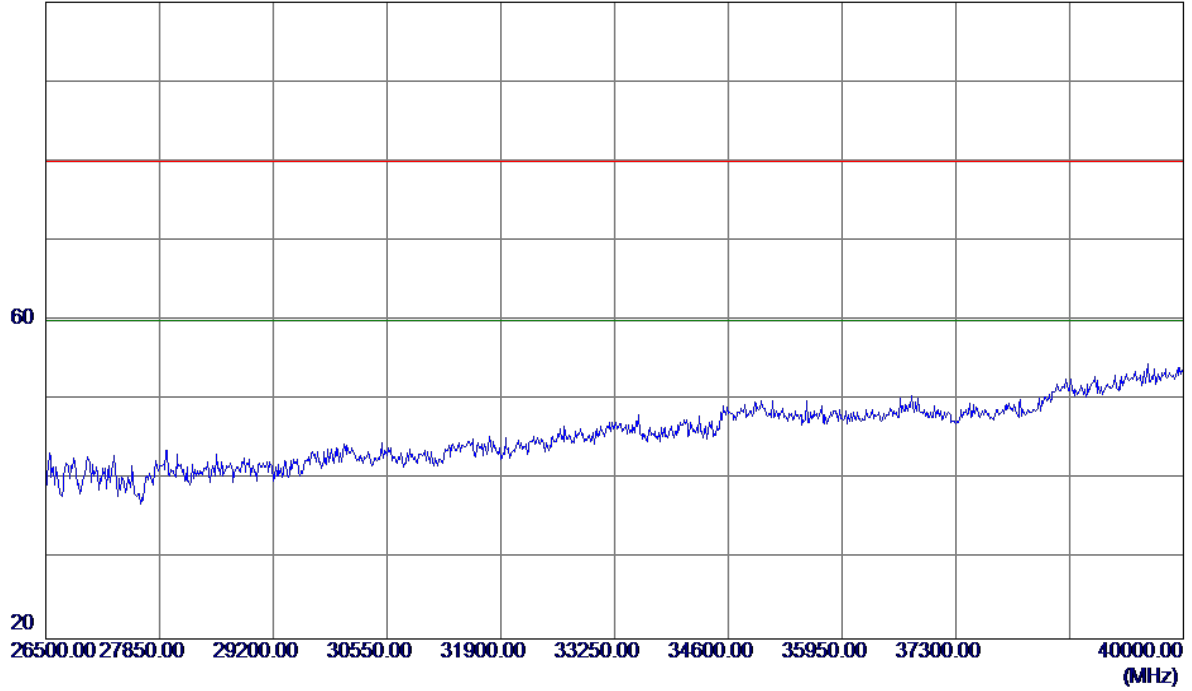


No.	Freq. MHz	Reading Level dBuV/m	Correct Factor dB	Measure ment dBuV/m	Limit dBuV/m	Margin dB	Detector	Comment

Orthogonal Axis :	X
Test Mode :	UNII-2C/ TX AC40 Mode 5670MHz

Vertical

100 dBuV/m

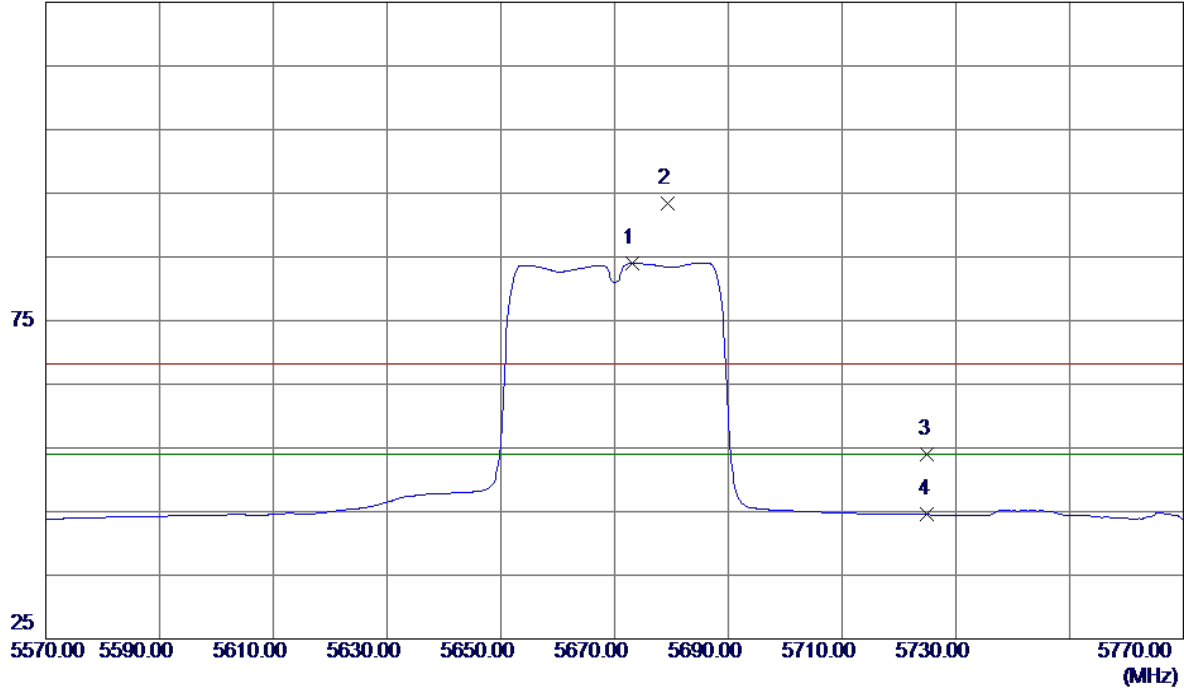


No.	Freq. MHz	Reading Level dBuV/m	Correct Factor dB	Measure ment dBuV/m	Limit dBuV/m	Margin dB	Detector	Comment

Orthogonal Axis :	X
Test Mode :	UNII-2C/ TX AC40 Mode 5670MHz

Horizontal

125 dBuV/m

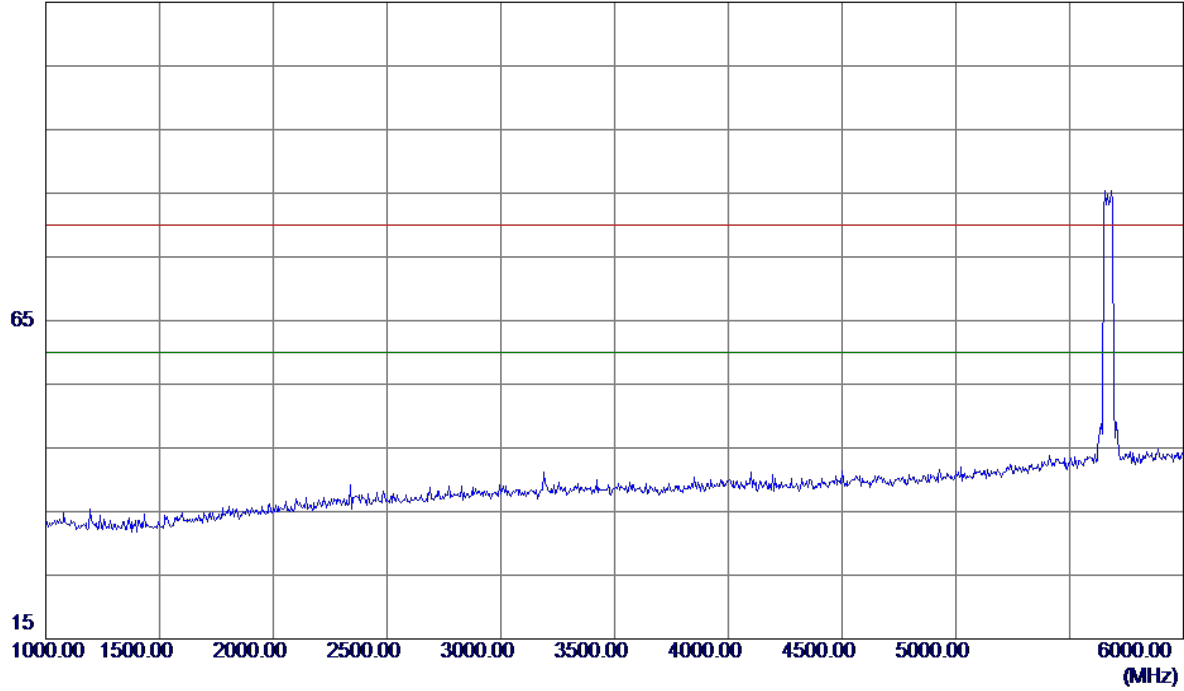


No.	Freq. MHz	Reading Level dBuV/m	Correct Factor dB	Measure ment dBuV/m	Limit dBuV/m	Margin dB	Detector	Comment
1 *	5673.2000	40.62	43.40	84.02	54.00	30.02	AVG	No Limit
2	5679.4000	49.93	43.42	93.35	68.30	25.05	Peak	No Limit
3	5725.0000	10.35	43.56	53.91	68.30	-14.39	Peak	
4	5725.0000	0.95	43.56	44.51	54.00	-9.49	AVG	

Orthogonal Axis :	X
Test Mode :	UNII-2C/ TX AC40 Mode 5670MHz

Horizontal

115 dBuV/m

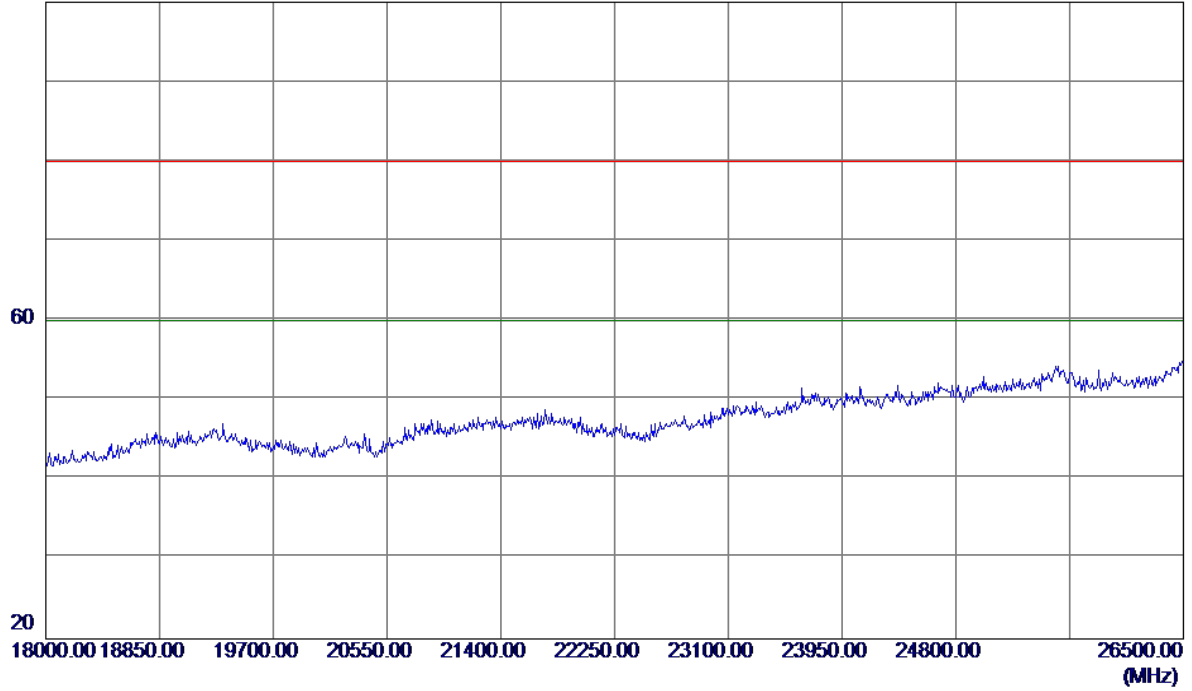


No.	Freq. MHz	Reading Level dBuV/m	Correct Factor dB	Measure ment dBuV/m	Limit dBuV/m	Margin dB	Detector	Comment
-----	--------------	----------------------------	-------------------------	---------------------------	-----------------	--------------	----------	---------

Orthogonal Axis :	X
Test Mode :	UNII-2C/ TX AC40 Mode 5670MHz

Horizontal

100 dBuV/m

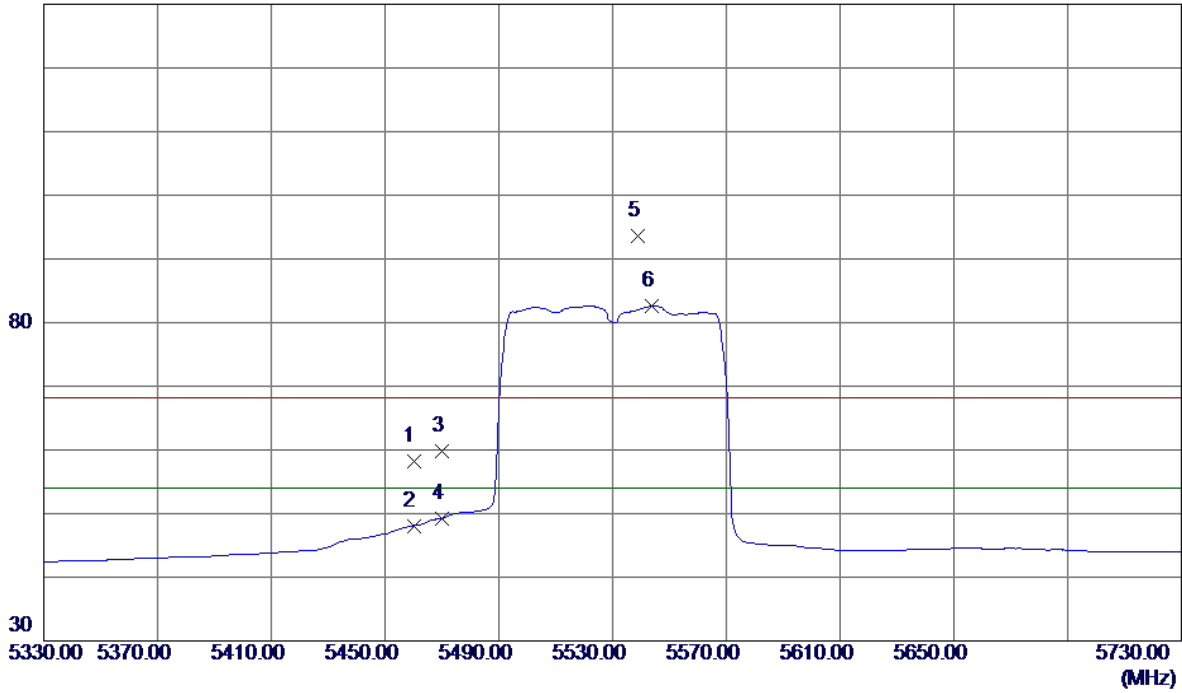


No.	Freq. MHz	Reading Level dBuV/m	Correct Factor dB	Measure ment dBuV/m	Limit dBuV/m	Margin dB	Detector	Comment

Orthogonal Axis :	X
Test Mode :	UNII-2C/ TX AC80 Mode 5530MHz

Vertical

130 dBuV/m

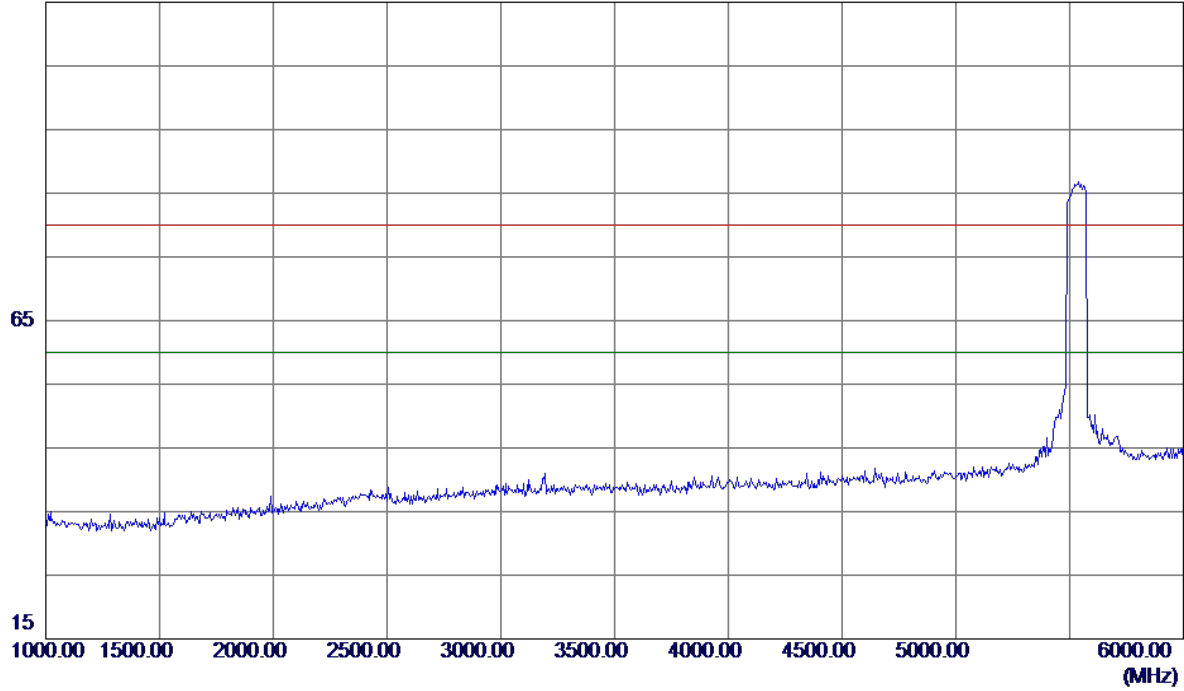


No.	Freq. MHz	Reading Level dBuV/m	Correct Factor dB	Measure ment dBuV/m	Limit dBuV/m	Margin dB	Detector	Comment
1	5460.0000	15.51	42.68	58.19	68.30	-10.11	Peak	
2	5460.0000	5.37	42.68	48.05	54.00	-5.95	AVG	
3	5470.0000	17.01	42.73	59.74	68.30	-8.56	Peak	
4	5470.0000	6.52	42.73	49.25	54.00	-4.75	AVG	
5	5538.8000	50.64	43.00	93.64	68.30	25.34	Peak	No Limit
6 *	5543.6000	39.59	43.01	82.60	54.00	28.60	AVG	No Limit

Orthogonal Axis :	X
Test Mode :	UNII-2C/ TX AC80 Mode 5530MHz

Vertical

115 dBuV/m

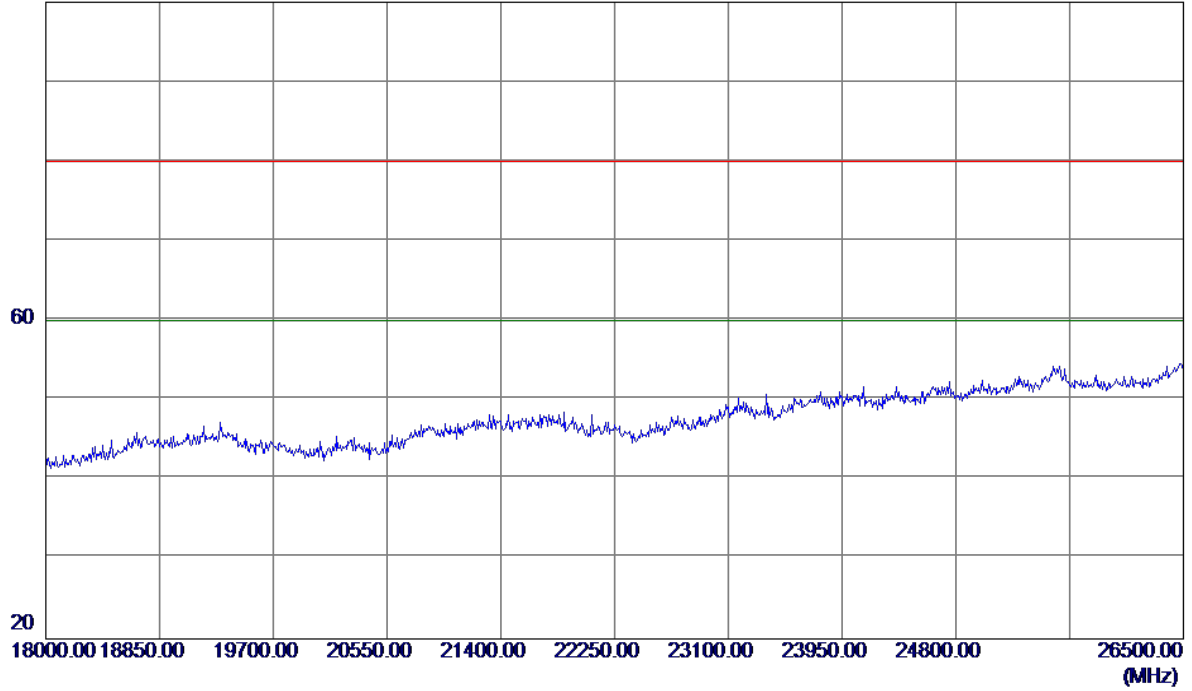


No.	Freq. MHz	Reading Level dBuV/m	Correct Factor dB	Measure ment dBuV/m	Limit dBuV/m	Margin dB	Detector	Comment

Orthogonal Axis :	X
Test Mode :	UNII-2C/ TX AC80 Mode 5530MHz

Vertical

100 dBuV/m

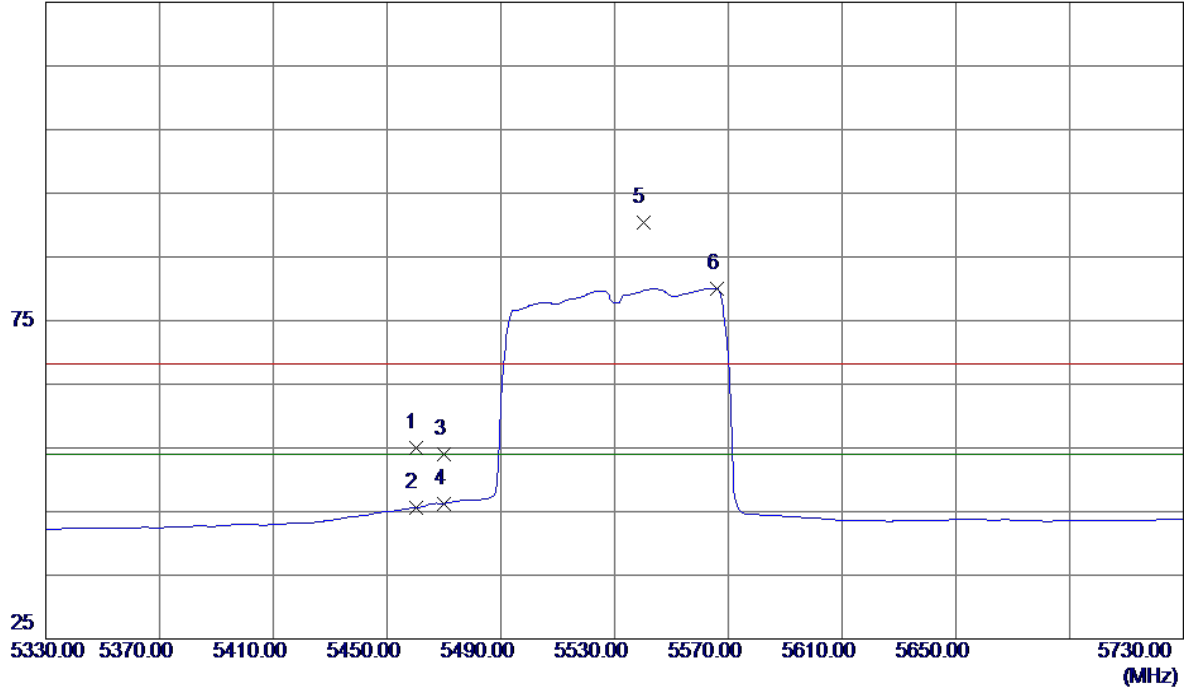


No.	Freq. MHz	Reading Level dBuV/m	Correct Factor dB	Measure ment dBuV/m	Limit dBuV/m	Margin dB	Detector	Comment

Orthogonal Axis :	X
Test Mode :	UNII-2C/ TX AC80 Mode 5530MHz

Horizontal

125 dBuV/m

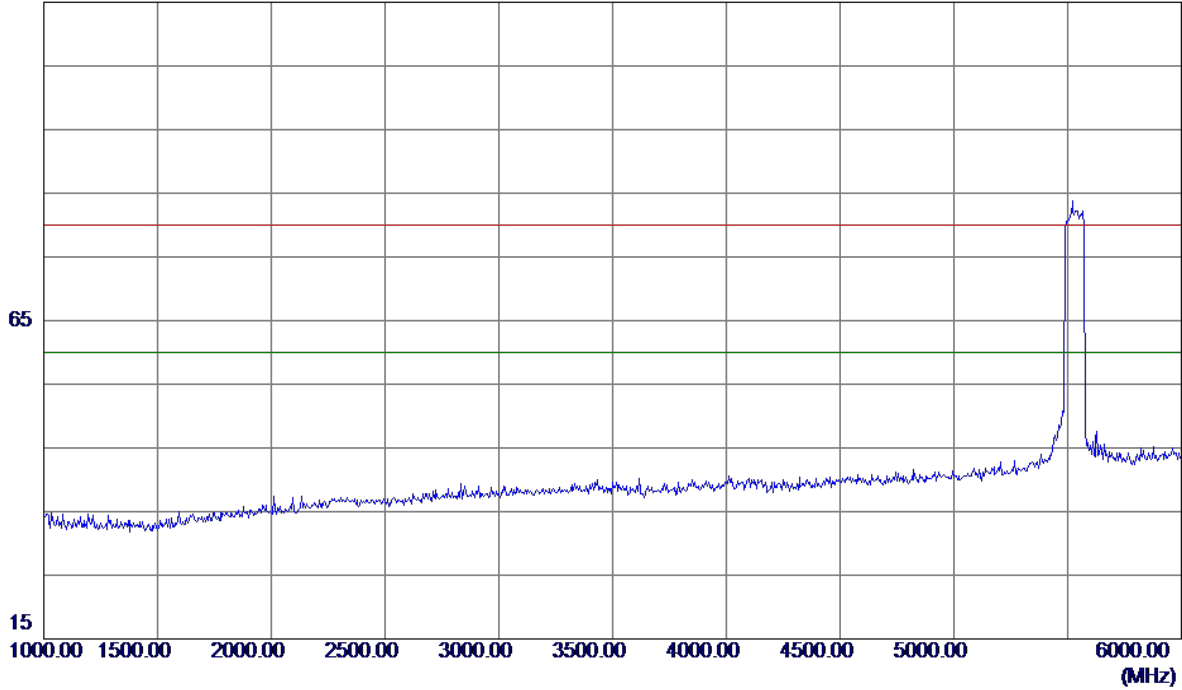


No.	Freq. MHz	Reading Level dBuV/m	Correct Factor dB	Measure ment dBuV/m	Limit dBuV/m	Margin dB	Detector	Comment
1	5460.0000	12.38	42.68	55.06	68.30	-13.24	Peak	
2	5460.0000	2.92	42.68	45.60	54.00	-8.40	AVG	
3	5470.0000	11.19	42.73	53.92	68.30	-14.38	Peak	
4	5470.0000	3.55	42.73	46.28	54.00	-7.72	AVG	
5	5540.0000	47.39	43.00	90.39	68.30	22.09	Peak	No Limit
6 *	5566.0000	36.93	43.08	80.01	54.00	26.01	AVG	No Limit

Orthogonal Axis :	X
Test Mode :	UNII-2C/ TX AC80 Mode 5530MHz

Horizontal

115 dBuV/m

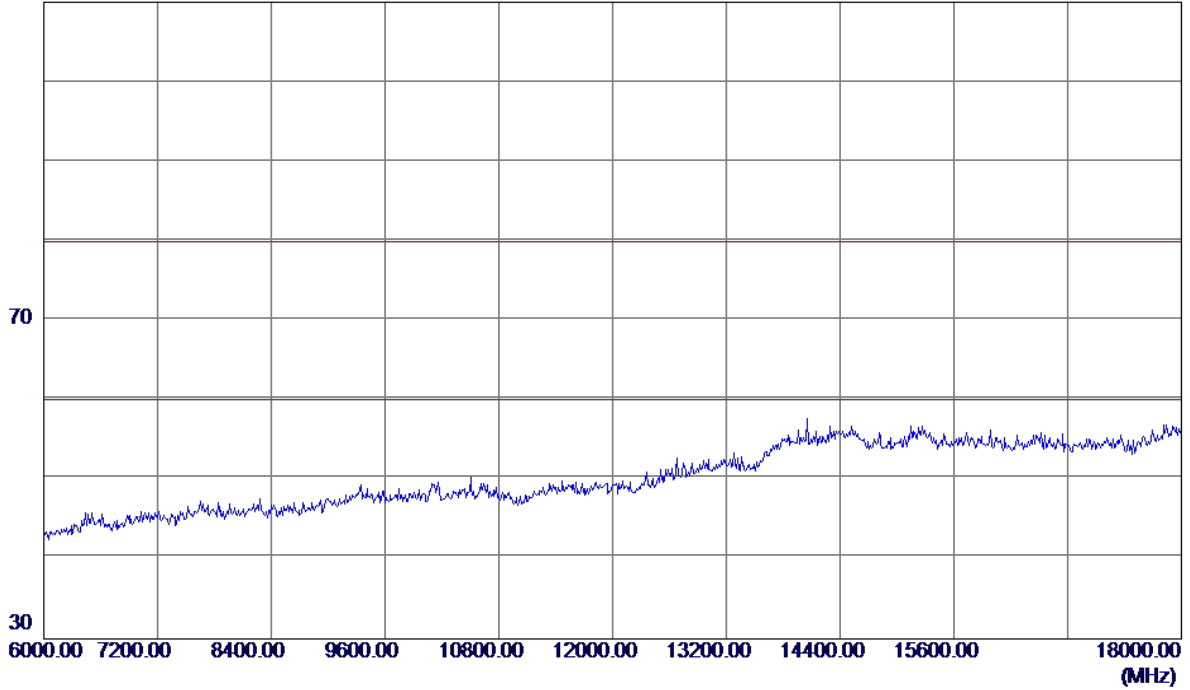


No.	Freq. MHz	Reading Level dBuV/m	Correct Factor dB	Measure ment dBuV/m	Limit dBuV/m	Margin dB	Detector	Comment

Orthogonal Axis :	X
Test Mode :	UNII-2C/ TX AC80 Mode 5530MHz

Horizontal

110 dBuV/m

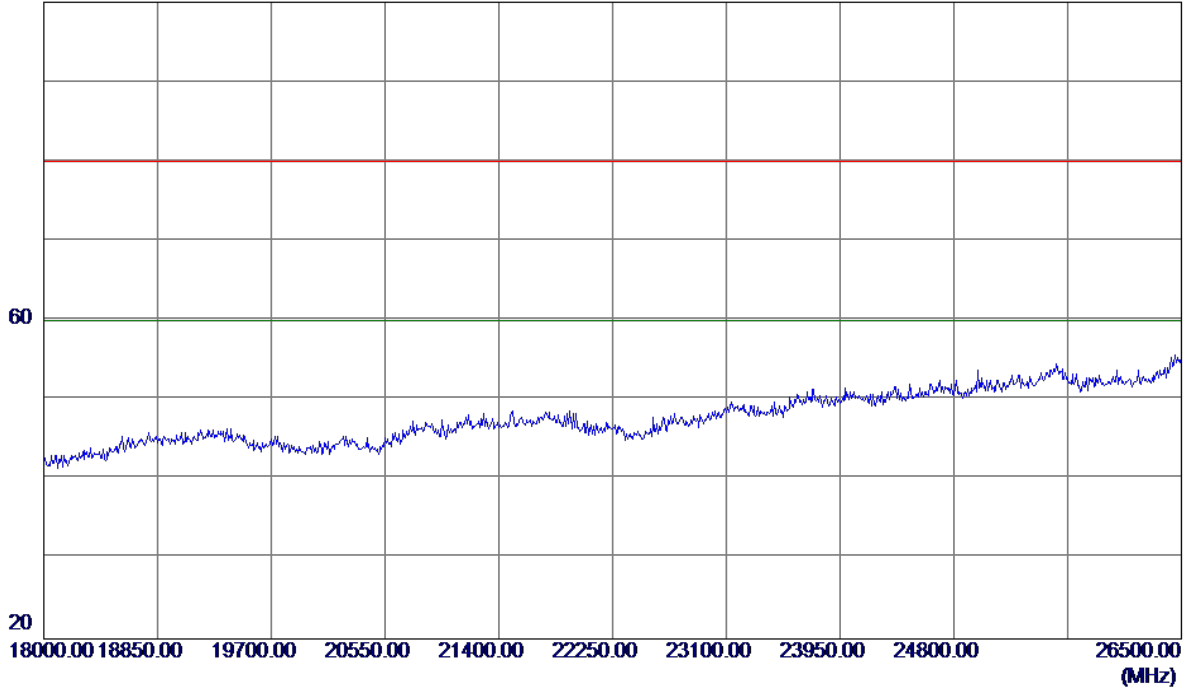


No.	Freq. MHz	Reading Level dBuV/m	Correct Factor dB	Measure ment dBuV/m	Limit dBuV/m	Margin dB	Detector	Comment
-----	--------------	----------------------------	-------------------------	---------------------------	-----------------	--------------	----------	---------

Orthogonal Axis :	X
Test Mode :	UNII-2C/ TX AC80 Mode 5530MHz

Horizontal

100 dBuV/m

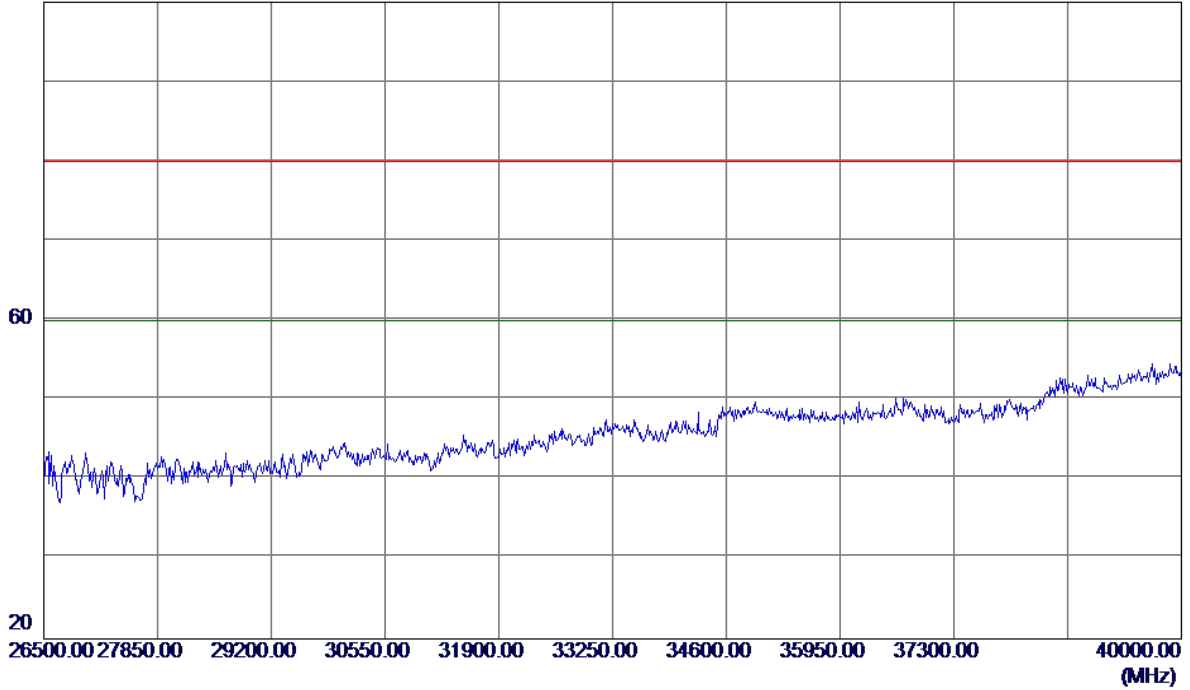


No.	Freq. MHz	Reading Level dBuV/m	Correct Factor dB	Measure ment dBuV/m	Limit dBuV/m	Margin dB	Detector	Comment
-----	--------------	----------------------------	-------------------------	---------------------------	-----------------	--------------	----------	---------

Orthogonal Axis :	X
Test Mode :	UNII-2C/ TX AC80 Mode 5530MHz

Horizontal

100 dBuV/m

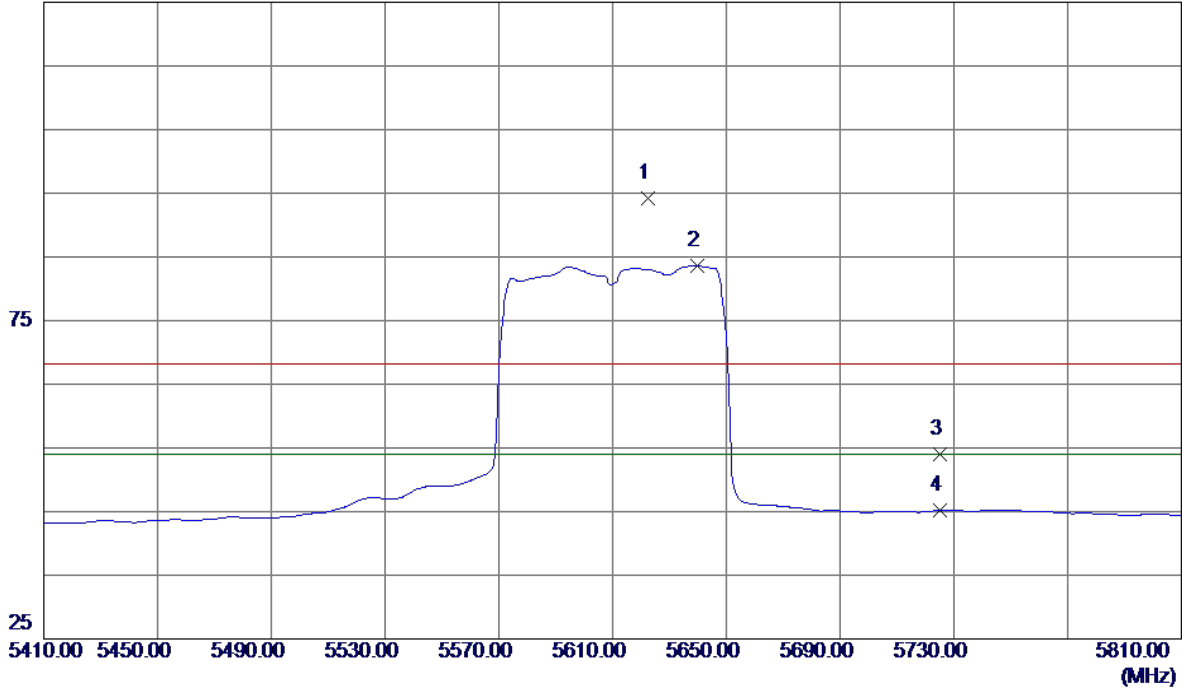


No.	Freq. MHz	Reading Level dBuV/m	Correct Factor dB	Measure ment dBuV/m	Limit dBuV/m	Margin dB	Detector	Comment
-----	--------------	----------------------------	-------------------------	---------------------------	-----------------	--------------	----------	---------

Orthogonal Axis :	X
Test Mode :	UNII-2C/ TX AC80 Mode 5610MHz

Vertical

125 dBuV/m

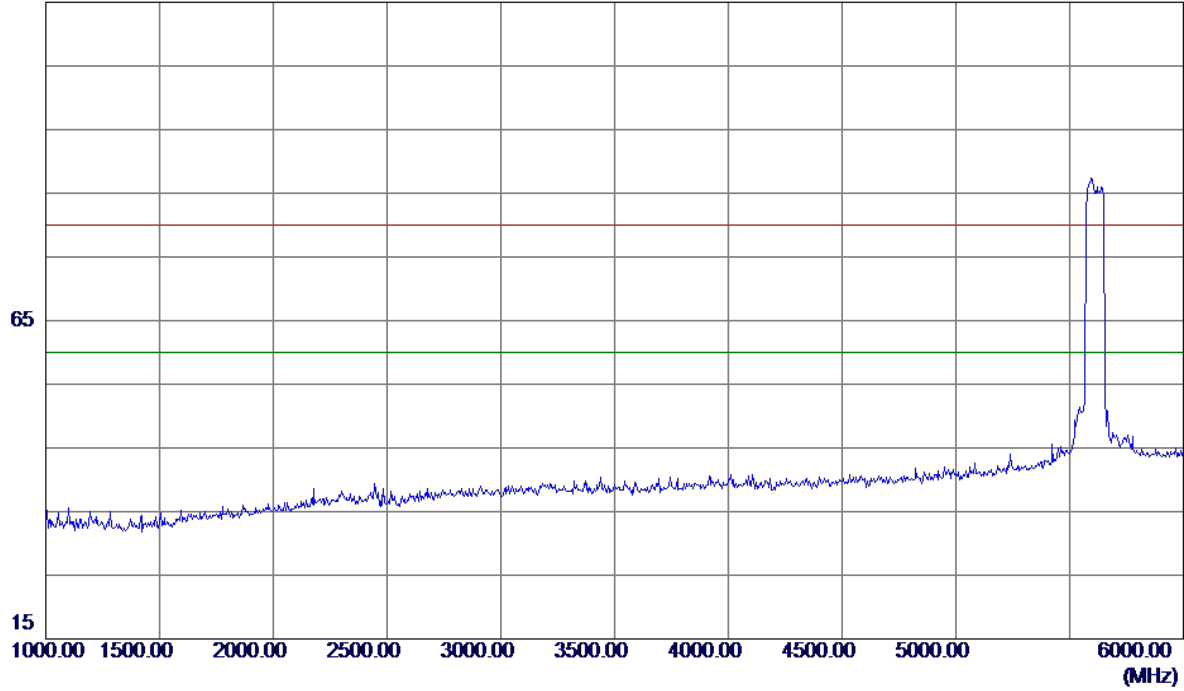


No.	Freq. MHz	Reading Level dBuV/m	Correct Factor dB	Measure ment dBuV/m	Limit dBuV/m	Margin dB	Detector	Comment
1	5622.4000	50.89	43.25	94.14	68.30	25.84	Peak	No Limit
2 *	5639.6000	40.28	43.30	83.58	54.00	29.58	AVG	No Limit
3	5725.0000	10.35	43.56	53.91	68.30	-14.39	Peak	
4	5725.0000	1.62	43.56	45.18	54.00	-8.82	AVG	

Orthogonal Axis :	X
Test Mode :	UNII-2C/ TX AC80 Mode 5610MHz

Vertical

115 dBuV/m

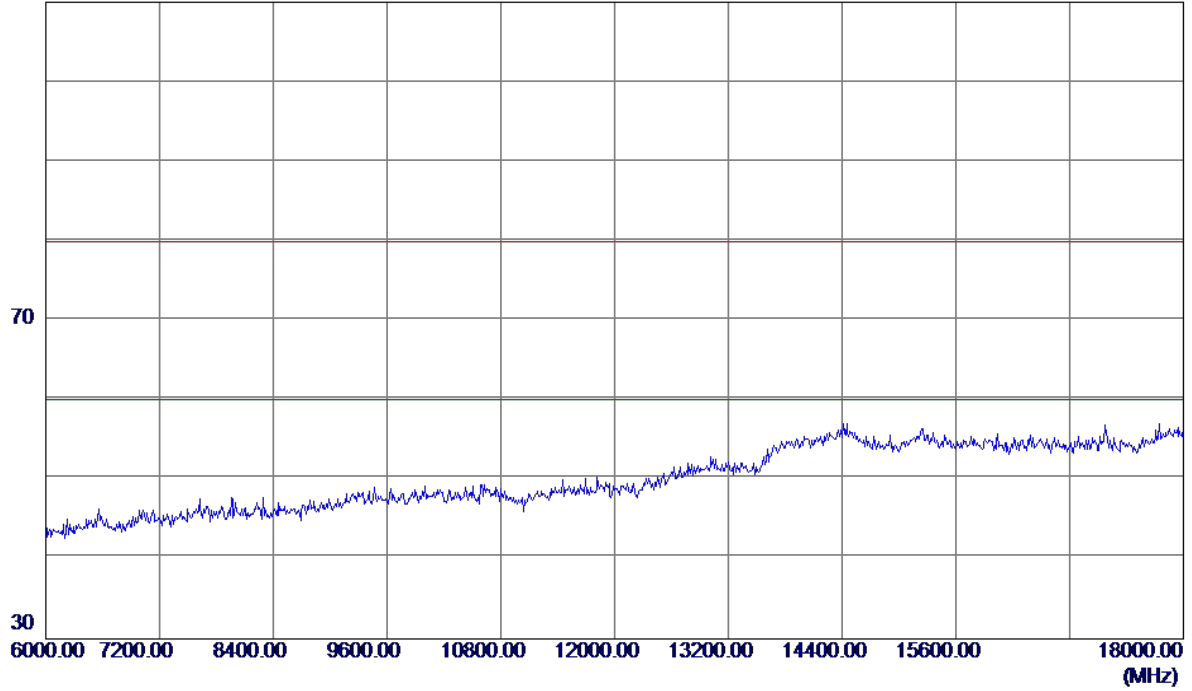


No.	Freq. MHz	Reading Level dBuV/m	Correct Factor dB	Measure ment dBuV/m	Limit dBuV/m	Margin dB	Detector	Comment
-----	--------------	----------------------------	-------------------------	---------------------------	-----------------	--------------	----------	---------

Orthogonal Axis :	X
Test Mode :	UNII-2C/ TX AC80 Mode 5610MHz

Vertical

110 dBuV/m

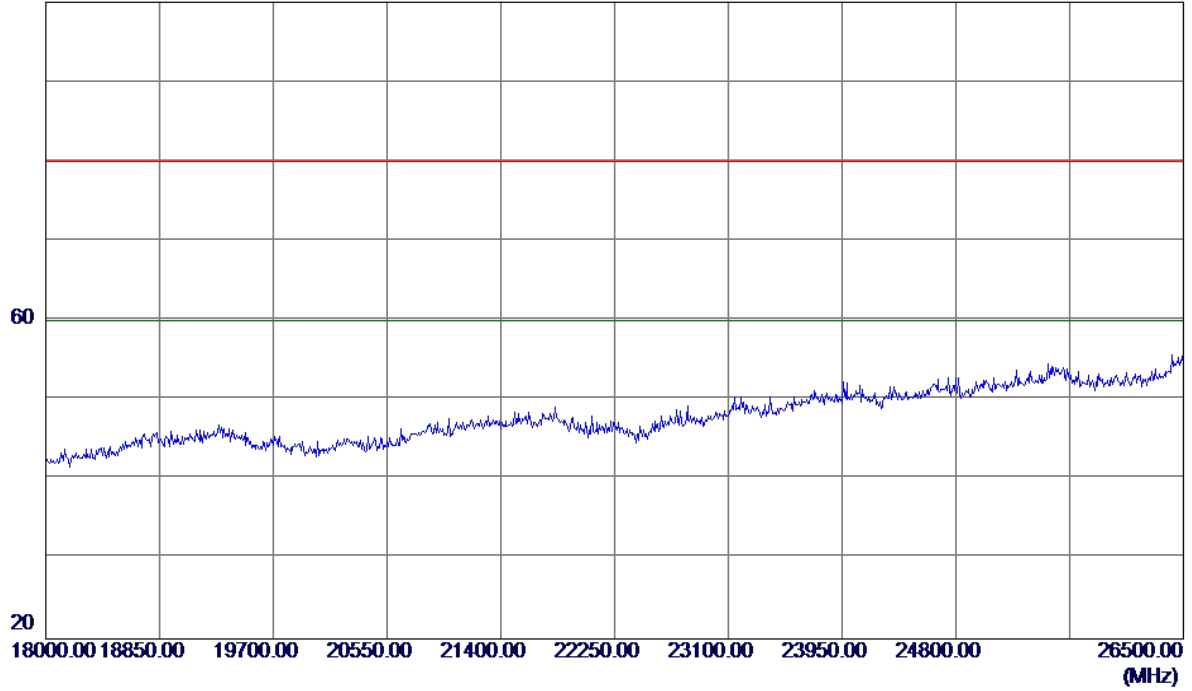


No.	Freq. MHz	Reading Level dBuV/m	Correct Factor dB	Measure ment dBuV/m	Limit dBuV/m	Margin dB	Detector	Comment

Orthogonal Axis :	X
Test Mode :	UNII-2C/ TX AC80 Mode 5610MHz

Vertical

100 dBuV/m

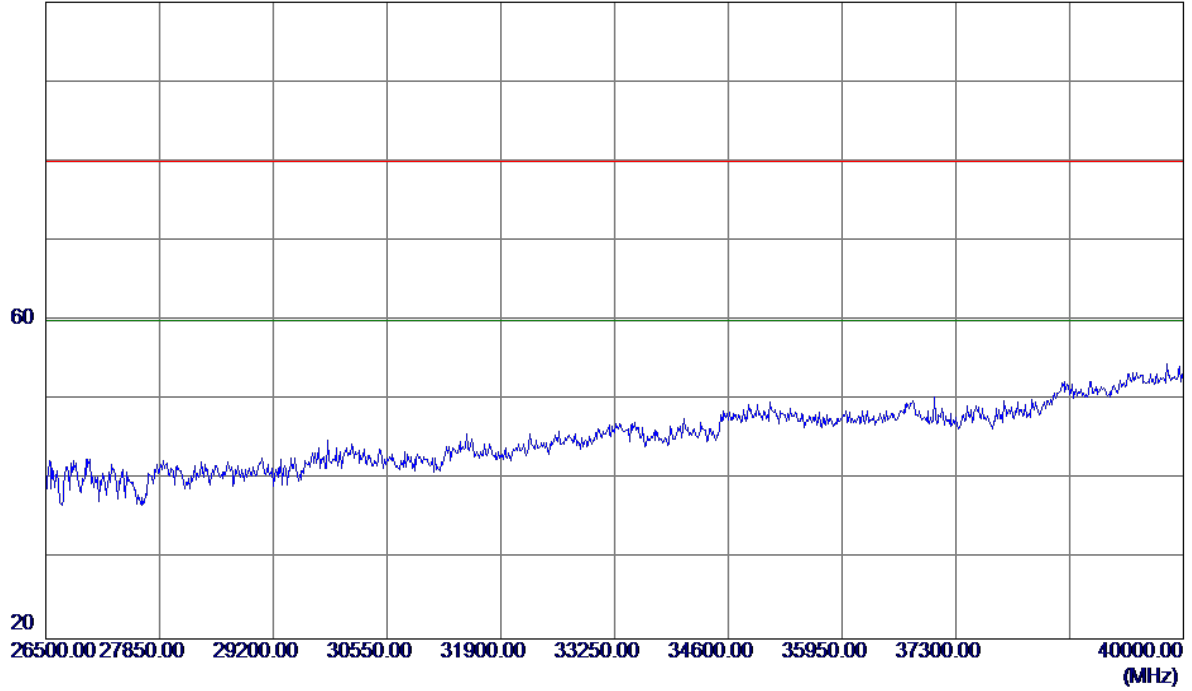


No.	Freq. MHz	Reading Level dBuV/m	Correct Factor dB	Measure ment dBuV/m	Limit dBuV/m	Margin dB	Detector	Comment

Orthogonal Axis :	X
Test Mode :	UNII-2C/ TX AC80 Mode 5610MHz

Vertical

100 dBuV/m

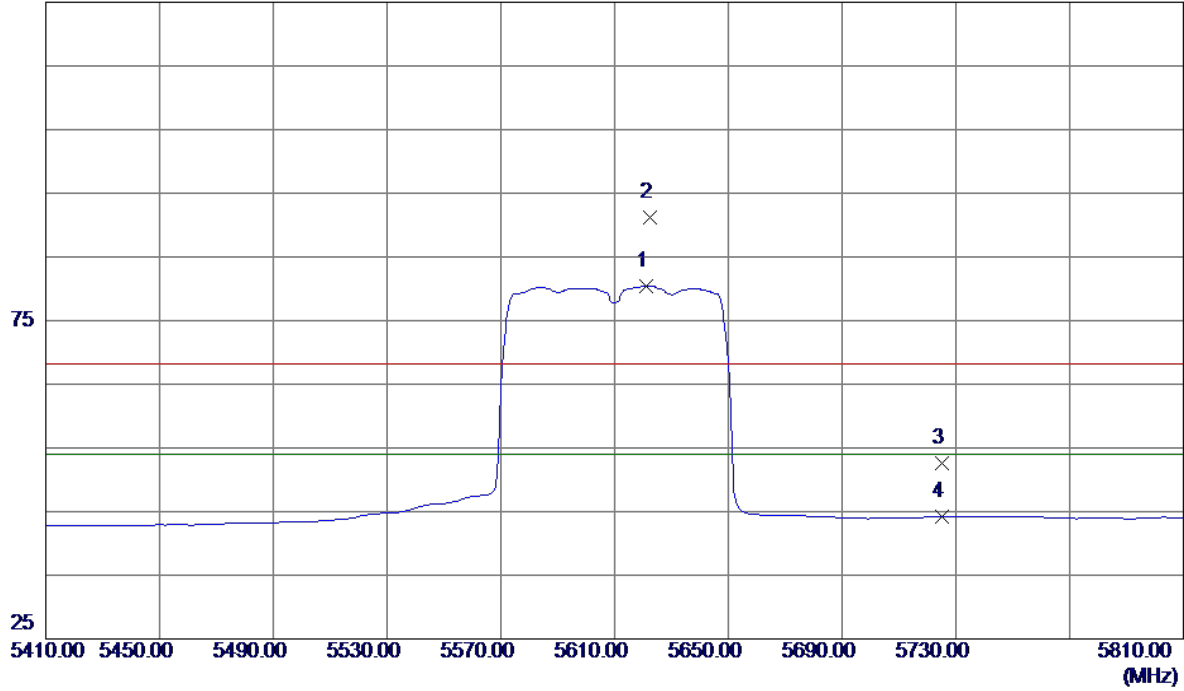


No.	Freq. MHz	Reading Level dBuV/m	Correct Factor dB	Measure ment dBuV/m	Limit dBuV/m	Margin dB	Detector	Comment

Orthogonal Axis :	X
Test Mode :	UNII-2C/ TX AC80 Mode 5610MHz

Horizontal

125 dBuV/m

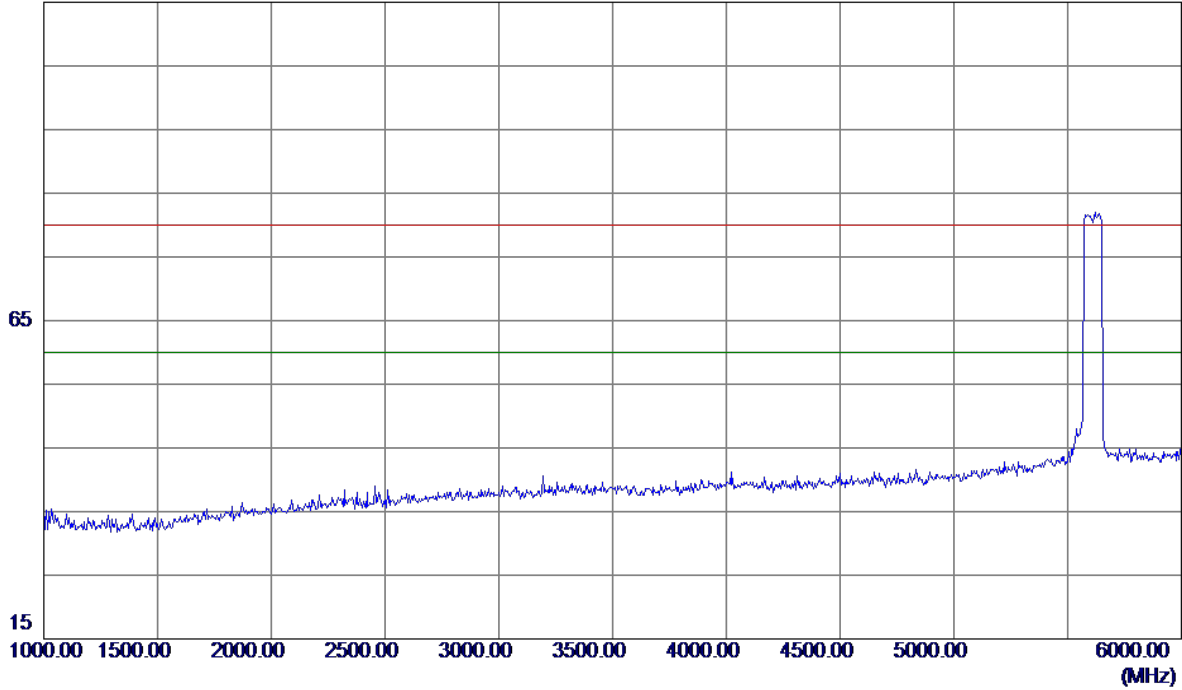


No.	Freq. MHz	Reading Level dBuV/m	Correct Factor dB	Measure ment dBuV/m	Limit dBuV/m	Margin dB	Detector	Comment
1 *	5621.2000	37.17	43.25	80.42	54.00	26.42	AVG	No Limit
2	5622.4000	47.92	43.25	91.17	68.30	22.87	Peak	No Limit
3	5725.0000	9.09	43.56	52.65	68.30	-15.65	Peak	
4	5725.0000	0.68	43.56	44.24	54.00	-9.76	AVG	

Orthogonal Axis :	X
Test Mode :	UNII-2C/ TX AC80 Mode 5610MHz

Horizontal

115 dBuV/m

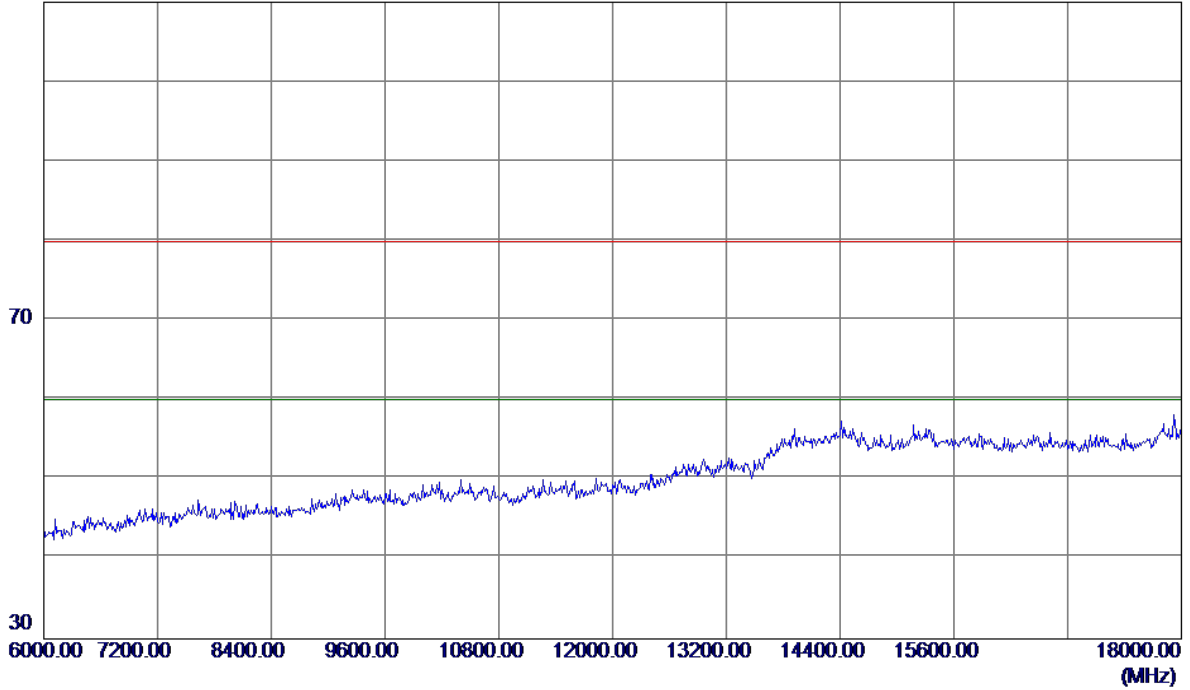


No.	Freq. MHz	Reading Level dBuV/m	Correct Factor dB	Measure ment dBuV/m	Limit dBuV/m	Margin dB	Detector	Comment
-----	--------------	----------------------------	-------------------------	---------------------------	-----------------	--------------	----------	---------

Orthogonal Axis :	X
Test Mode :	UNII-2C/ TX AC80 Mode 5610MHz

Horizontal

110 dBuV/m

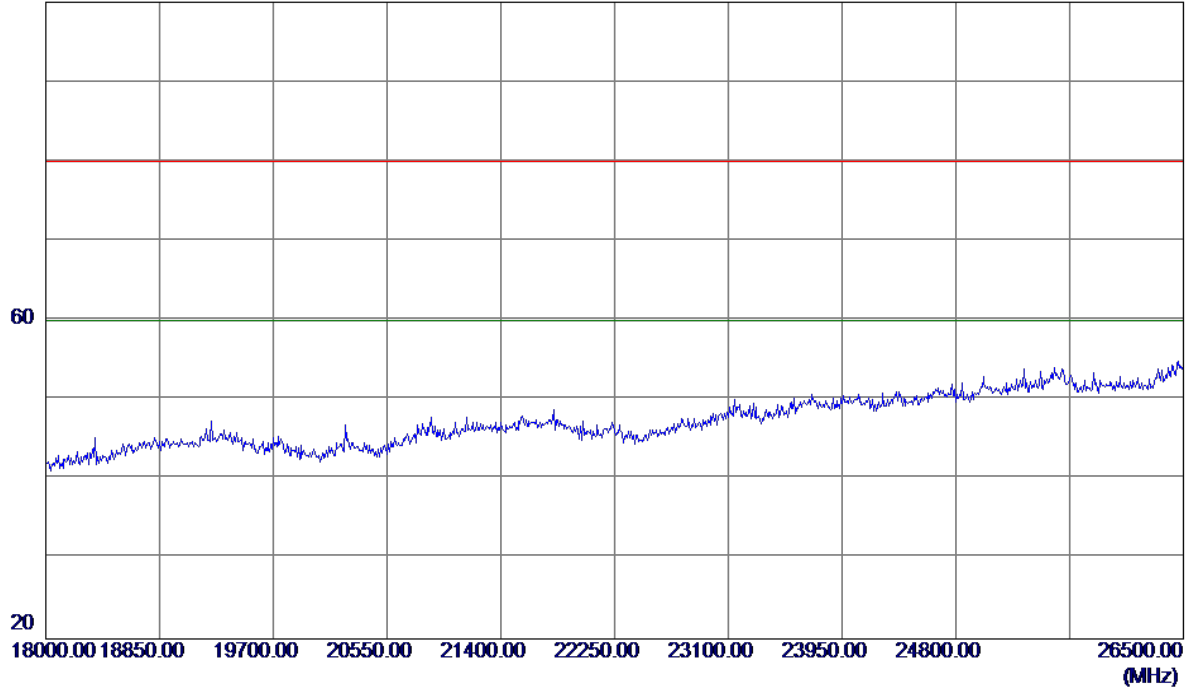


No.	Freq. MHz	Reading Level dBuV/m	Correct Factor dB	Measure ment dBuV/m	Limit dBuV/m	Margin dB	Detector	Comment

Orthogonal Axis :	X
Test Mode :	UNII-2C/ TX AC80 Mode 5610MHz

Horizontal

100 dBuV/m

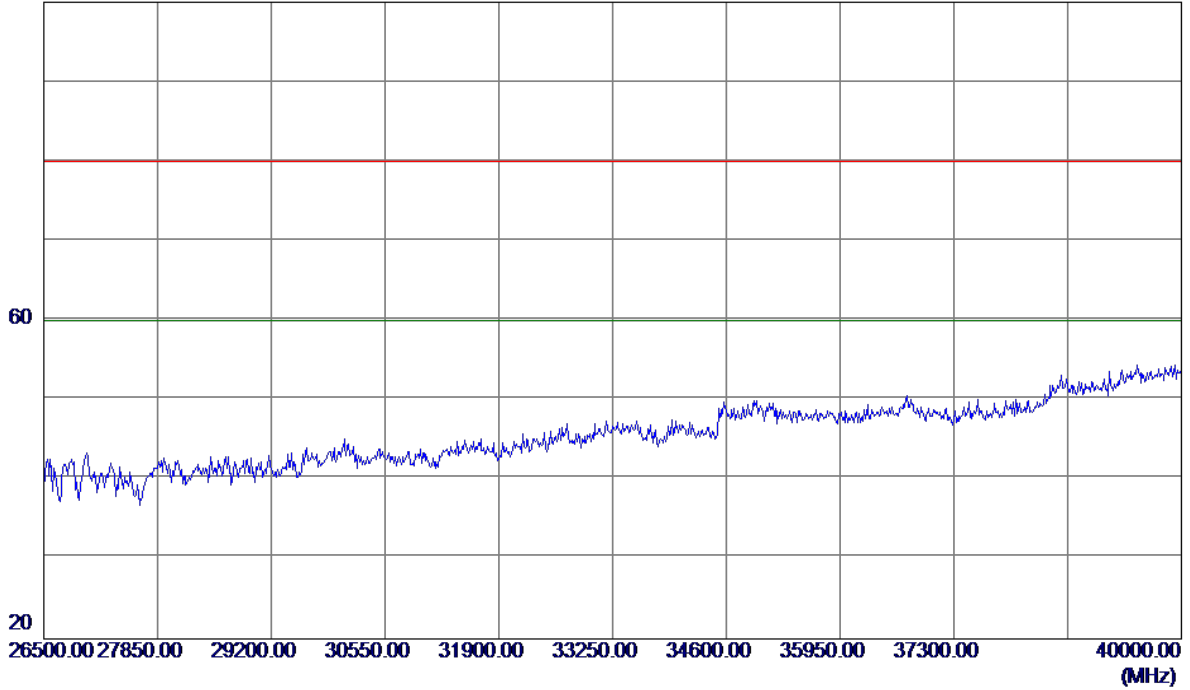


No.	Freq. MHz	Reading Level dBuV/m	Correct Factor dB	Measure ment dBuV/m	Limit dBuV/m	Margin dB	Detector	Comment
-----	--------------	----------------------------	-------------------------	---------------------------	-----------------	--------------	----------	---------

Orthogonal Axis :	X
Test Mode :	UNII-2C/ TX AC80 Mode 5610MHz

Horizontal

100 dBuV/m

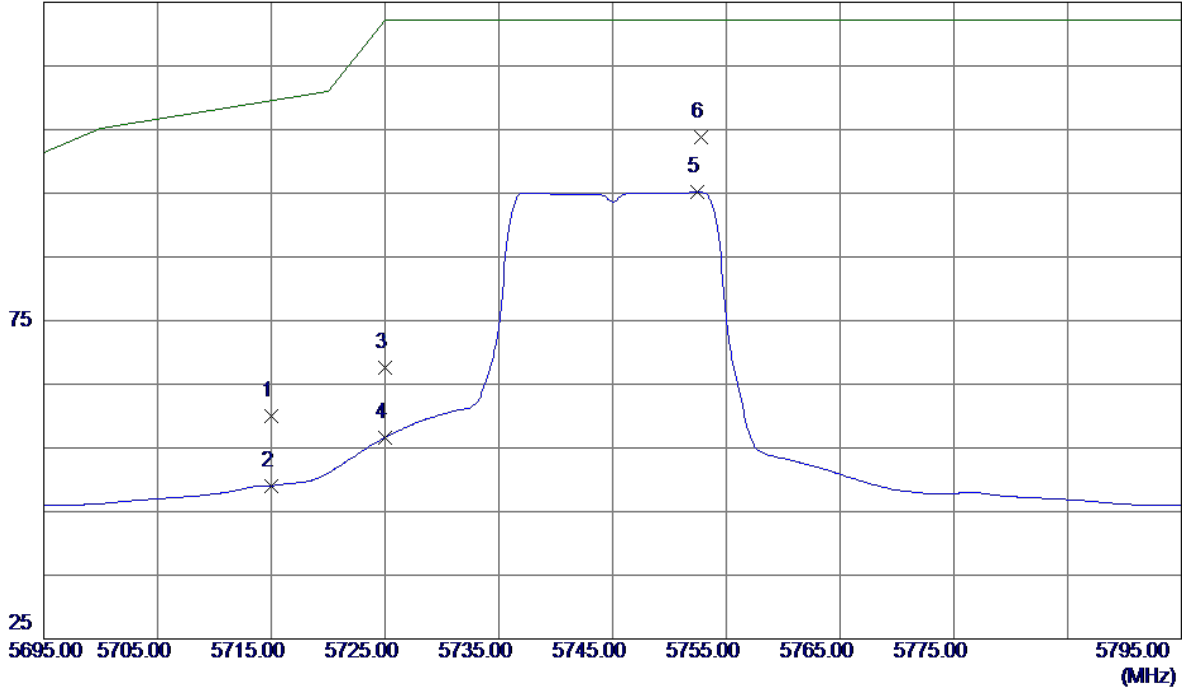


No.	Freq. MHz	Reading Level dBuV/m	Correct Factor dB	Measure ment dBuV/m	Limit dBuV/m	Margin dB	Detector	Comment
-----	--------------	----------------------------	-------------------------	---------------------------	-----------------	--------------	----------	---------

Orthogonal Axis:	X
Test Mode:	UNII-3/TX AC20 Mode 5745MHz

Vertical

125 dBuV/m

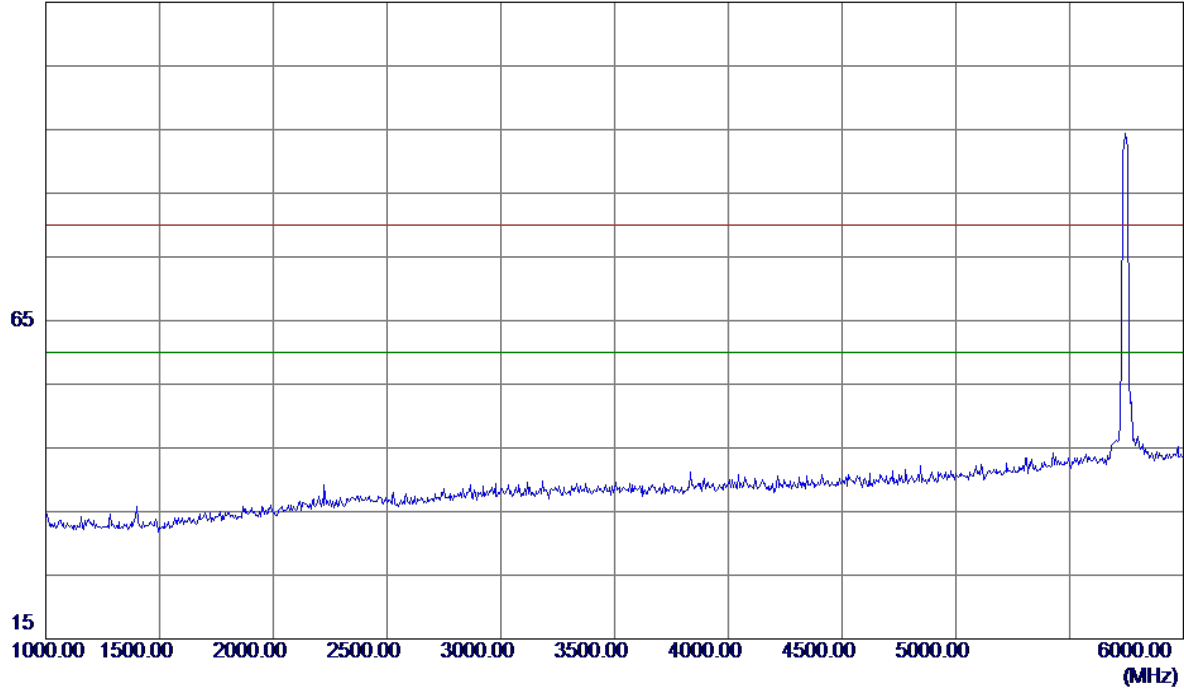


No.	Freq. MHz	Reading Level dBuV/m	Correct Factor dB	Measure ment dBuV/m	Limit dBuV/m	Margin dB	Detector	Comment
1	5715.0000	16.52	43.53	60.05	109.50	-49.45	Peak	
2	5715.0000	5.53	43.53	49.06	109.50	-60.44	AVG	
3	5725.0000	23.99	43.56	67.55	122.30	-54.75	Peak	
4	5725.0000	13.06	43.56	56.62	122.30	-65.68	AVG	
5	5752.4000	51.51	43.64	95.15	122.30	-27.15	AVG	
6 *	5752.8000	60.08	43.64	103.72	122.30	-18.58	Peak	

Orthogonal Axis:	X
Test Mode:	UNII-3/TX AC20 Mode 5745MHz

Vertical

115 dBuV/m

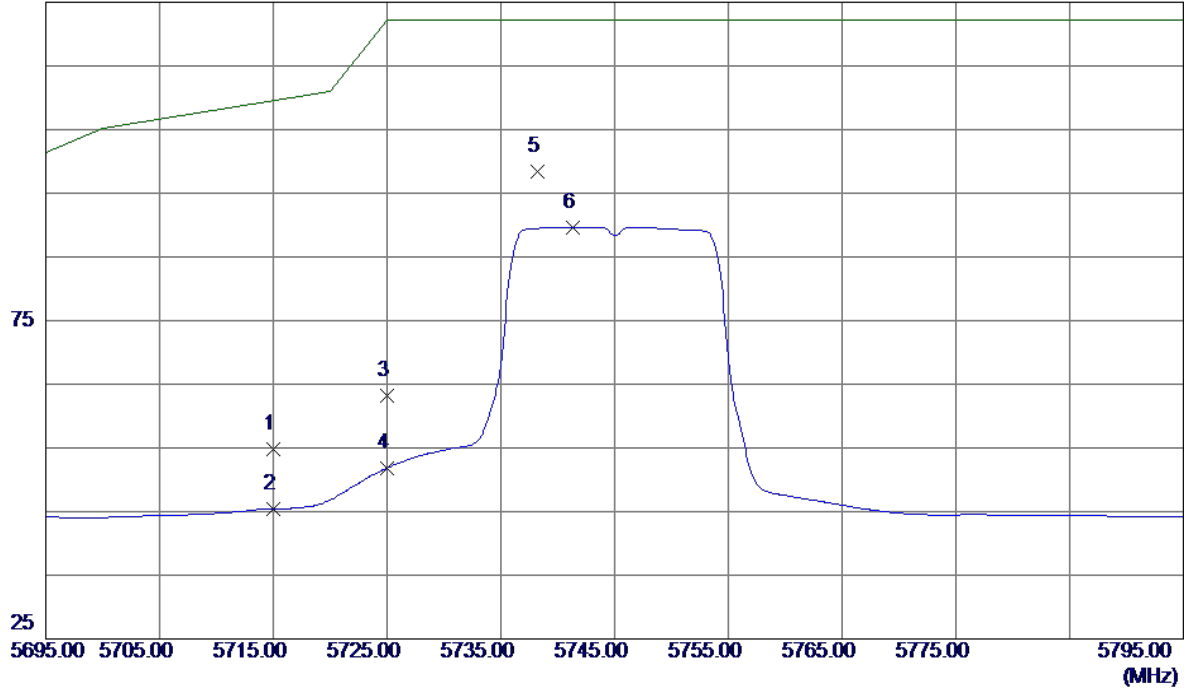


No.	Freq. MHz	Reading Level dBuV/m	Correct Factor dB	Measure ment dBuV/m	Limit dBuV/m	Margin dB	Detector	Comment
-----	--------------	----------------------------	-------------------------	---------------------------	-----------------	--------------	----------	---------

Orthogonal Axis:	X
Test Mode:	UNII-3/TX AC20 Mode 5745MHz

Horizontal

125 dBuV/m

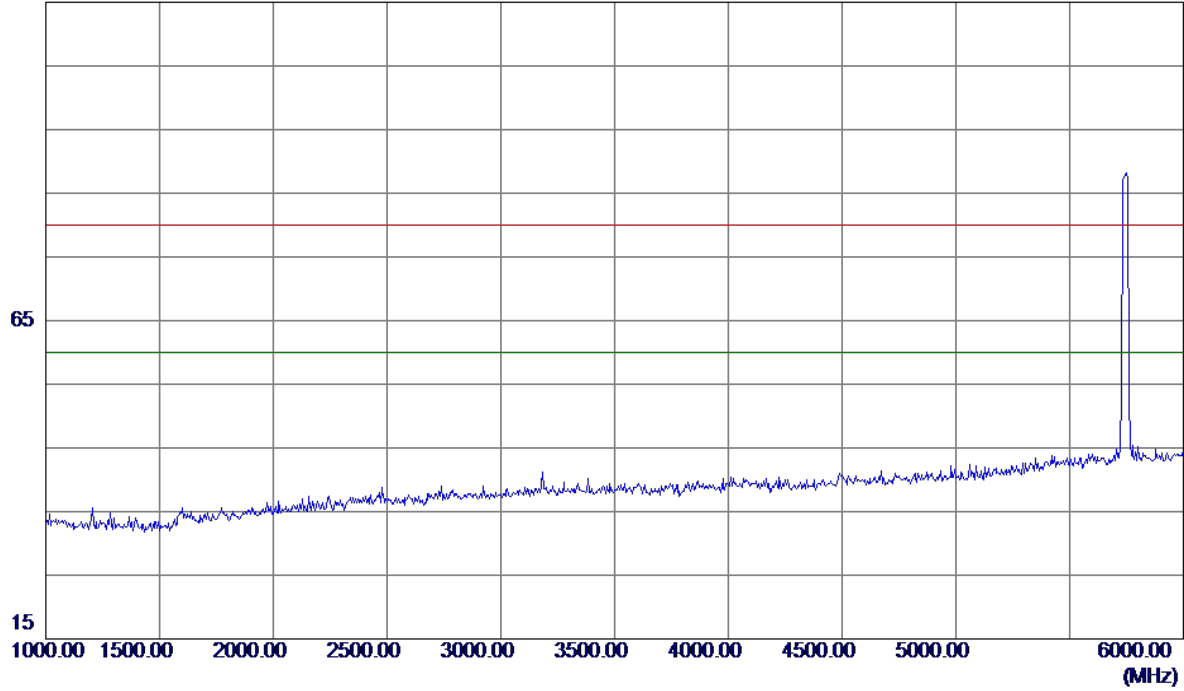


No.	Freq. MHz	Reading Level dBuV/m	Correct Factor dB	Measure ment dBuV/m	Limit dBuV/m	Margin dB	Detector	Comment
1	5715.0000	11.30	43.53	54.83	109.50	-54.67	Peak	
2	5715.0000	1.81	43.53	45.34	109.50	-64.16	AVG	
3	5725.0000	19.65	43.56	63.21	122.30	-59.09	Peak	
4	5725.0000	8.29	43.56	51.85	122.30	-70.45	AVG	
5 *	5738.2000	54.78	43.60	98.38	122.30	-23.92	Peak	
6	5741.3000	46.02	43.61	89.63	122.30	-32.67	AVG	

Orthogonal Axis:	X
Test Mode:	UNII-3/TX AC20 Mode 5745MHz

Horizontal

115 dBuV/m



No.	Freq. MHz	Reading Level dBuV/m	Correct Factor dB	Measure ment dBuV/m	Limit dBuV/m	Margin dB	Detector	Comment
-----	--------------	----------------------------	-------------------------	---------------------------	-----------------	--------------	----------	---------

