

ANNEX O: The EUT Appearances and Test Configuration



Front Side



Back Side

a: EUT

Picture 21: Constituents of EUT



Picture 22: Left Hand Touch Cheek Position




Picture 23: Left Hand Tilt 15 Degree Position




Picture 24: Right Hand Touch Cheek Position




Picture 25: Right Hand Tilt 15 Degree Position




Picture 26: Back Side, the distance from handset to the bottom of the Phantom is 15mm



Picture 27: Front Side, the distance from handset to the bottom of the Phantom is 15mm




Picture 28: Back Side, the distance from handset to the bottom of the Phantom is 10mm



Picture 29: Front Side, the distance from handset to the bottom of the Phantom is 10mm



Picture 30: Left Side, the distance from handset to the bottom of the Phantom is 10mm



Picture 31: Right Side, the distance from handset to the bottom of the Phantom is 10mm



Picture 32: Top Side, the distance from handset to the bottom of the Phantom is 10mm



Picture 33: Bottom Side, the distance from handset to the bottom of the Phantom is 10mm



Picture 34: Back Side, the distance from handset to the bottom of the Phantom is 6mm



Picture 35: Front Side, the distance from handset to the bottom of the Phantom is 6mm



Picture 36: Bottom Side, the distance from handset to the bottom of the Phantom is 6mm



Picture 37: Back Side, the distance from handset to the bottom of the Phantom is 0mm



Picture 38: Front Side, the distance from handset to the bottom of the Phantom is 0mm



Picture 39: Left Side, the distance from handset to the bottom of the Phantom is 0mm



Picture 40: Right Side, the distance from handset to the bottom of the Phantom is 0mm



Picture 41: Top Side, the distance from handset to the bottom of the Phantom is 0mm



Picture 42: Bottom Side, the distance from handset to the bottom of the Phantom is 0mm

ANNEX P: Product Change Description

The mobile phone BLA-L29 and BLA-L09 are LTE/UMTS/GSM mobile phone with Bluetooth. The differences between BLA-L29 and BLA-L09 are showed in the following table. BLA-L09 delete one SIM by software. Other parts of the mobile phone are the same, including the appearance, the antenna, Chipset, Bluetooth mode, Wifi mode, Adapter, Battery, and so on.

	BLA-L29	BLA-L09
GSM four bands	B2/B3/B5/B8	B2/B3/B5/B8
WCDMA bands	B1/2/5/8/4/6/19	B1/2/5/8/4/6/19
LTE bands	FDD LTE: B1/2/3/4/5/6/7/8/9/12/17/18 /19/20/ B26/28/32 TDD LTE: B34/B38/39/40/41(110M,25 45-2655)	FDD LTE: B1/2/3/4/5/6/7/8/9/12/17/18/19/20/ B26/28/32 TDD LTE: B34/B38/39/40/41(110M,2545-2655)
CE bands	GSM900/1800 WB1/B8 LTE B1/B3/B7/B8/B20/B28/B32/ B34/B38/B40	GSM900/1800 WB1/B8 LTE B1/B3/B7/B8/B20/B28/B32/B34/B38/B 40
SIM card	Two	One
Hardware Version	the same	the same
Software Version	different	different
NFC	the same	the same
External camera	the same	the same
internal camera	the same	the same
FLASH	the same	the same
Mainboard	the same	the same
PCB layout	the same	the same



Appearance	the same	the same
Bluetooth mode	the same	the same
WLAN mode	the same	the same
BT/ WLAN antenna	the same	the same
GSM/ WCDMA /LTE antenna	the same	The same
Adapter	the same	the same
Battery	the same	the same
Chipset	the same	the same
Memory	the same	the same
RF Parameter	The same RF Parameter in the same band	The same RF Parameter in the same band
Dimension	the same	the same
Main Frequency NV	The same NV in the same band	The same NV in the same band

According to the difference description above, BLA-L09 shares the same SAR test data of BLA-L29 (Report No: RHA1709-0085SAR01) except SIM2 SAR test data for the same bands.