


Appendix C. Setup Photographs

<Radiated Emission>


For Up Antenna

X Plane for Cellular Band

LF



HF




Y Plane for PCS Band

LF




HF




Z Plane for AWS Band


LF




HF



**For Down Antenna
Y Plane for Cellular Band
LF**




HF




X Plane for PCS Band

LF




HF



X Plane for AWS Band

LF



HF

