

Test Laboratory: BTL Inc.

Date: 2017/7/28

T41_GSM 850_GPRS2TX_CH190_Rear Face_1.6cm_Sensor off

DUT: BG2-U03;

Communication System: UID 0, GPRS 2TX (0); Frequency: 836.6 MHz; Duty Cycle: 1:4
Medium parameters used: $f = 837$ MHz; $\sigma = 0.981$ S/m; $\epsilon_r = 54.297$; $\rho = 1000$ kg/m³
Ambient Temperature: 23.1 °C; Liquid Temperature: 22.3 °C

DASY Configuration:

- Probe: EX3DV4 - SN7383; ConvF(10.13, 10.13, 10.13); Calibrated: 2016/12/27;
- Sensor-Surface: 4mm (Mechanical Surface Detection), $z = 1.0, 31.0$
- Electronics: DAE4 Sn1390; Calibrated: 2016/9/22
- Phantom: SAM Front; Type: Twin SAM; Serial: 1784
- DASY52 52.8.8(1258); SEMCAD X 14.6.10(7373)

Area Scan (10x13x1): Interpolated grid: dx=15 mm, dy=15 mm

Maximum value of SAR (interpolated) = 0.723 W/kg

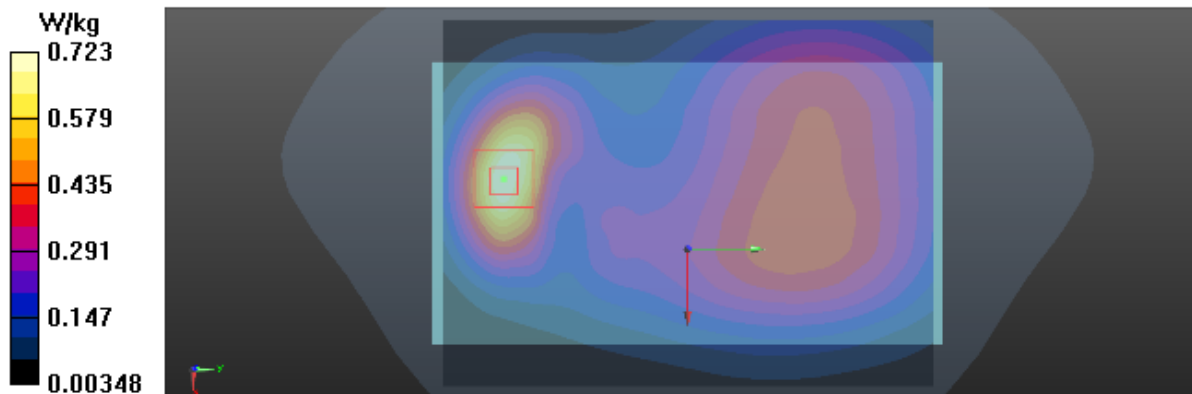
Zoom Scan (5x5x7)/Cube 0: Measurement grid: dx=8mm, dy=8mm, dz=5mm

Reference Value = 15.08 V/m; Power Drift = -0.03 dB

Peak SAR (extrapolated) = 0.787 W/kg

SAR(1 g) = 0.521 W/kg; SAR(10 g) = 0.327 W/kg

Maximum value of SAR (measured) = 0.571 W/kg



Test Laboratory: BTL Inc.

Date: 2017/7/28

T52_GSM 850_GPRS2TX_CH190_Left Side_0cm

DUT: BG2-U03;

Communication System: UID 0, GPRS 2TX (0); Frequency: 836.6 MHz; Duty Cycle: 1:4
Medium parameters used: $f = 837$ MHz; $\sigma = 0.981$ S/m; $\epsilon_r = 54.297$; $\rho = 1000$ kg/m³
Ambient Temperature: 23.1 °C; Liquid Temperature: 22.3 °C

DASY Configuration:

- Probe: EX3DV4 - SN7383; ConvF(10.13, 10.13, 10.13); Calibrated: 2016/12/27;
- Sensor-Surface: 4mm (Mechanical Surface Detection), $z = 1.0, 31.0$
- Electronics: DAE4 Sn1390; Calibrated: 2016/9/22
- Phantom: SAM Front; Type: Twin SAM; Serial: 1784
- DASY52 52.8.8(1258); SEMCAD X 14.6.10(7373)

Area Scan (6x15x1): Interpolated grid: dx=15 mm, dy=15 mm

Maximum value of SAR (interpolated) = 1.29 W/kg

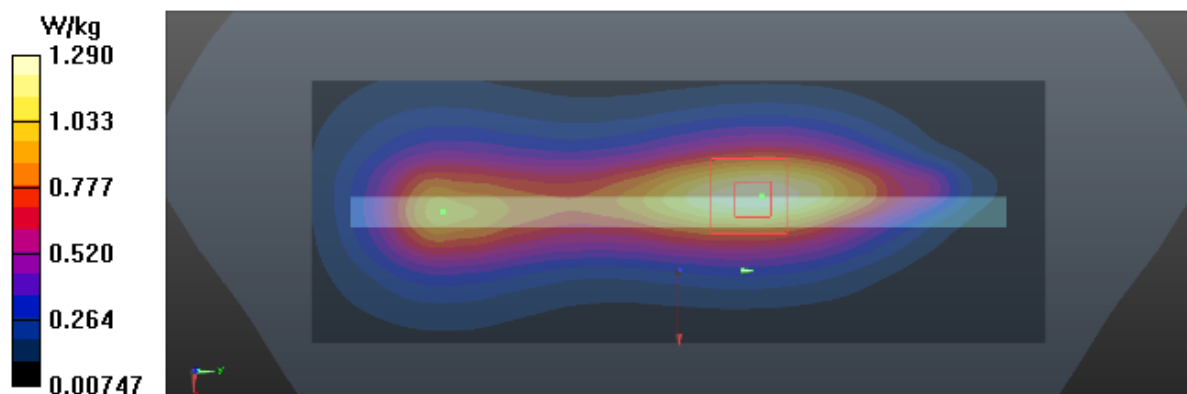
Zoom Scan (5x5x7)/Cube 0: Measurement grid: dx=8mm, dy=8mm, dz=5mm

Reference Value = 31.25 V/m; Power Drift = 0.04 dB

Peak SAR (extrapolated) = 1.46 W/kg

SAR(1 g) = 0.922 W/kg; SAR(10 g) = 0.586 W/kg

Maximum value of SAR (measured) = 1.01 W/kg



Test Laboratory: BTL Inc.

Date: 2017/8/1

T64_GSM 1900_GPRS2TX_CH661_Rear Face_1.6cm_Sensor off_Battery 3

DUT: BG2-U03;

Communication System: UID 0, GPRS 2TX (0); Frequency: 1880 MHz; Duty Cycle: 1:4

Medium parameters used: $f = 1880$ MHz; $\sigma = 1.532$ S/m; $\epsilon_r = 53.569$; $\rho = 1000$ kg/m³

Ambient Temperature: 23.4 °C; Liquid Temperature: 22.8 °C

DASY Configuration:

- Probe: EX3DV4 - SN7383; ConvF(8.01, 8.01, 8.01); Calibrated: 2016/12/27;
- Sensor-Surface: 4mm (Mechanical Surface Detection), $z = 1.0, 31.0$
- Electronics: DAE4 Sn1390; Calibrated: 2016/9/22
- Phantom: SAM Right; Type: Twin SAM; Serial: 1896
- DASY52 52.8.8(1258); SEMCAD X 14.6.10(7373)

Area Scan (10x13x1): Interpolated grid: dx=15 mm, dy=15 mm

Maximum value of SAR (interpolated) = 0.622 W/kg

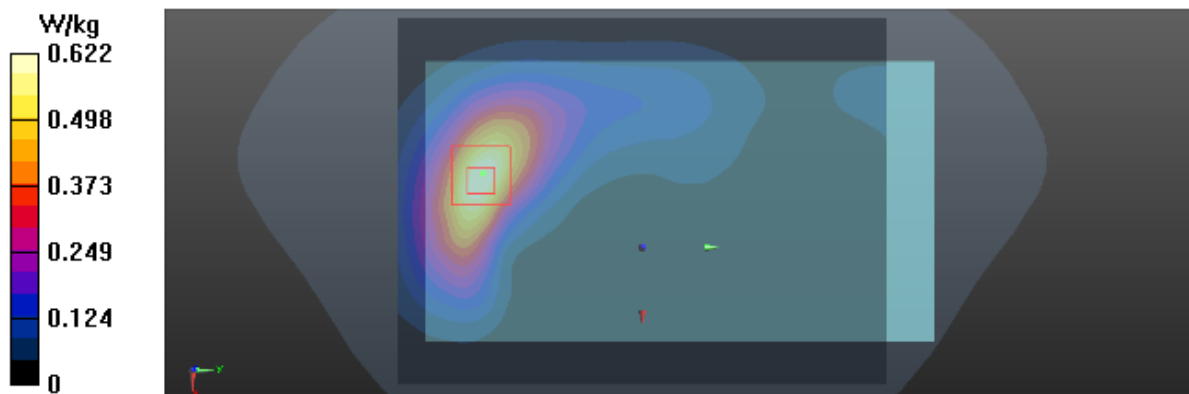
Zoom Scan (5x5x7)/Cube 0: Measurement grid: dx=8mm, dy=8mm, dz=5mm

Reference Value = 3.369 V/m; Power Drift = -0.04 dB

Peak SAR (extrapolated) = 0.677 W/kg

SAR(1 g) = 0.418 W/kg; SAR(10 g) = 0.247 W/kg

Maximum value of SAR (measured) = 0.456 W/kg



Test Laboratory: BTL Inc.

Date: 2017/8/1

T76_GSM 1900_GPRS2TX_CH661_Bottom Side_0cm_Sensor On_Battery 3

DUT: BG2-U03;

Communication System: UID 0, GPRS 2TX (0); Frequency: 1880 MHz; Duty Cycle: 1:4

Medium parameters used: $f = 1880$ MHz; $\sigma = 1.532$ S/m; $\epsilon_r = 53.569$; $\rho = 1000$ kg/m³

Ambient Temperature: 23.4 °C; Liquid Temperature: 22.8 °C

DASY Configuration:

- Probe: EX3DV4 - SN7383; ConvF(8.01, 8.01, 8.01); Calibrated: 2016/12/27;
- Sensor-Surface: 4mm (Mechanical Surface Detection), $z = 1.0, 31.0$
- Electronics: DAE4 Sn1390; Calibrated: 2016/9/22
- Phantom: SAM Right; Type: Twin SAM; Serial: 1896
- DASY52 52.8.8(1258); SEMCAD X 14.6.10(7373)

Area Scan (7x11x1): Interpolated grid: dx=15 mm, dy=15 mm

Maximum value of SAR (interpolated) = 0.995 W/kg

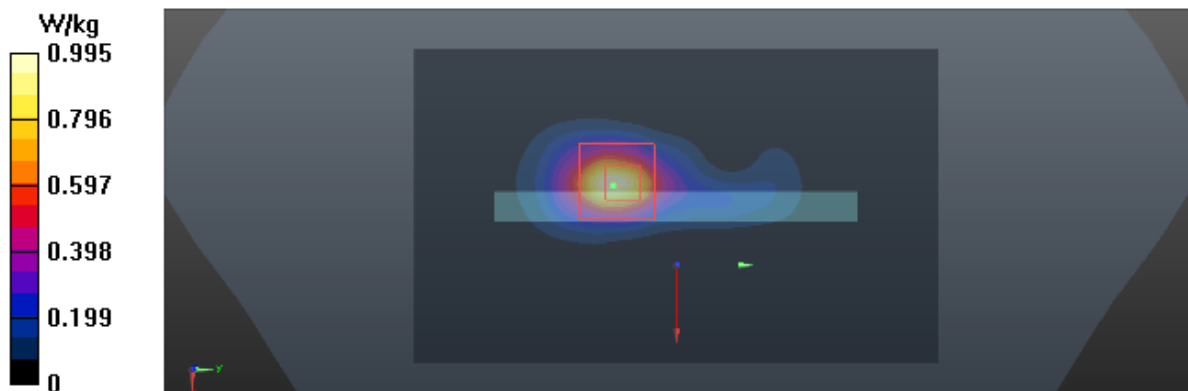
Zoom Scan (5x5x7)/Cube 0: Measurement grid: dx=8mm, dy=8mm, dz=5mm

Reference Value = 10.68 V/m; Power Drift = 0.01 dB

Peak SAR (extrapolated) = 1.32 W/kg

SAR(1 g) = 0.678 W/kg; SAR(10 g) = 0.319 W/kg

Maximum value of SAR (measured) = 0.775 W/kg



Test Laboratory: BTL Inc.

Date: 2017/8/1

T85_UMTS B2_RMC12.2K_CH9400_Rear Face_1.6cm_Battery2

DUT: BG2-U03;

Communication System: UID 0, UMTS-FDD(WCDMA) (0); Frequency: 1880 MHz; Duty Cycle: 1:1

Medium parameters used: $f = 1880$ MHz; $\sigma = 1.532$ S/m; $\epsilon_r = 53.569$; $\rho = 1000$ kg/m³

Ambient Temperature: 23.4 °C; Liquid Temperature: 22.8 °C

DASY Configuration:

- Probe: EX3DV4 - SN7383; ConvF(8.01, 8.01, 8.01); Calibrated: 2016/12/27;
- Sensor-Surface: 4mm (Mechanical Surface Detection), $z = 1.0, 31.0$
- Electronics: DAE4 Sn1390; Calibrated: 2016/9/22
- Phantom: SAM Right; Type: Twin SAM; Serial: 1896
- DASY52 52.8.8(1258); SEMCAD X 14.6.10(7373)

Area Scan (10x13x1): Interpolated grid: dx=15 mm, dy=15 mm

Maximum value of SAR (interpolated) = 1.20 W/kg

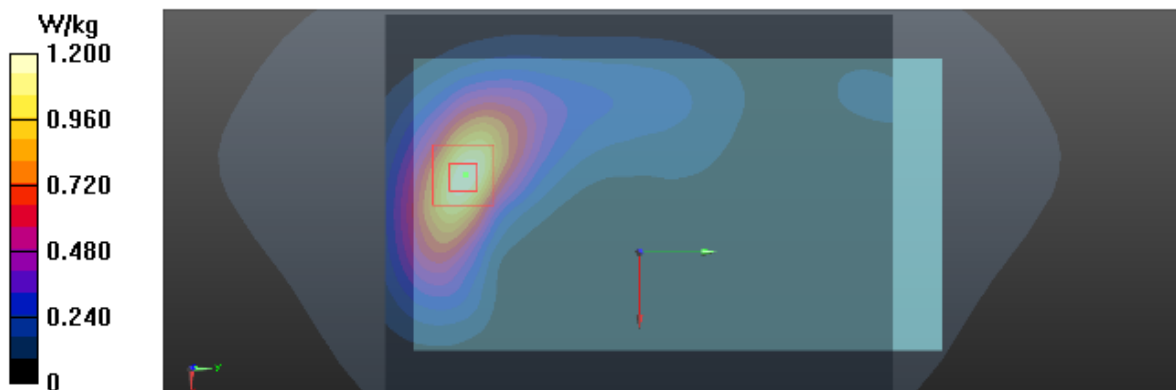
Zoom Scan (5x5x7)/Cube 0: Measurement grid: dx=8mm, dy=8mm, dz=5mm

Reference Value = 4.760 V/m; Power Drift = 0.08 dB

Peak SAR (extrapolated) = 1.32 W/kg

SAR(1 g) = 0.808 W/kg; SAR(10 g) = 0.475 W/kg

Maximum value of SAR (measured) = 0.888 W/kg



Test Laboratory: BTL Inc.

Date: 2017/8/1

T94_UMTS B2_HSUPA Subtest-5_CH9400_Bottom Side_0cm_Sensor on

DUT: BG2-U03;

Communication System: UID 0, UMTS-FDD(HSUPA) (0); Frequency: 1880 MHz; Duty Cycle: 1:1

Medium parameters used: $f = 1880$ MHz; $\sigma = 1.532$ S/m; $\epsilon_r = 53.569$; $\rho = 1000$ kg/m³

Ambient Temperature: 23.4 °C; Liquid Temperature: 22.8 °C

DASY Configuration:

- Probe: EX3DV4 - SN7383; ConvF(8.01, 8.01, 8.01); Calibrated: 2016/12/27;
- Sensor-Surface: 4mm (Mechanical Surface Detection), $z = 1.0, 31.0$
- Electronics: DAE4 Sn1390; Calibrated: 2016/9/22
- Phantom: SAM Right; Type: Twin SAM; Serial: 1896
- DASY52 52.8.8(1258); SEMCAD X 14.6.10(7373)

Area Scan (6x11x1): Interpolated grid: dx=15 mm, dy=15 mm

Maximum value of SAR (interpolated) = 0.732 W/kg

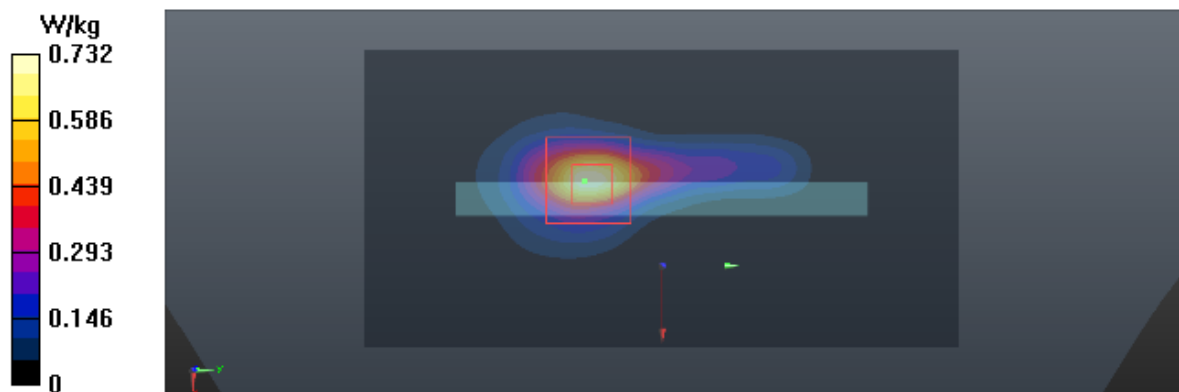
Zoom Scan (5x5x7)/Cube 0: Measurement grid: dx=8mm, dy=8mm, dz=5mm

Reference Value = 11.42 V/m; Power Drift = 0.03 dB

Peak SAR (extrapolated) = 0.908 W/kg

SAR(1 g) = 0.457 W/kg; SAR(10 g) = 0.214 W/kg

Maximum value of SAR (measured) = 0.522 W/kg



Test Laboratory: BTL Inc.

Date: 2017/7/28

T103_UMTS B5_RMC12.2K_CH4182_Rear Face_1.6cm_Sensor off_Battery 2

DUT: BG2-U03;

Communication System: UID 0, UMTS-FDD(WCDMA) (0); Frequency: 836.4 MHz; Duty Cycle: 1:1

Medium parameters used (interpolated): $f = 836.4$ MHz; $\sigma = 0.981$ S/m; $\epsilon_r = 54.303$; $\rho = 1000$ kg/m³

Ambient Temperature: 23.1 °C; Liquid Temperature: 22.3 °C

DASY Configuration:

- Probe: EX3DV4 - SN7383; ConvF(10.13, 10.13, 10.13); Calibrated: 2016/12/27;
- Sensor-Surface: 4mm (Mechanical Surface Detection), $z = 1.0, 31.0$
- Electronics: DAE4 Sn1390; Calibrated: 2016/9/22
- Phantom: SAM Front; Type: Twin SAM; Serial: 1784
- DASY52 52.8.8(1258); SEMCAD X 14.6.10(7373)

Area Scan (10x13x1): Interpolated grid: $dx=15$ mm, $dy=15$ mm

Maximum value of SAR (interpolated) = 0.659 W/kg

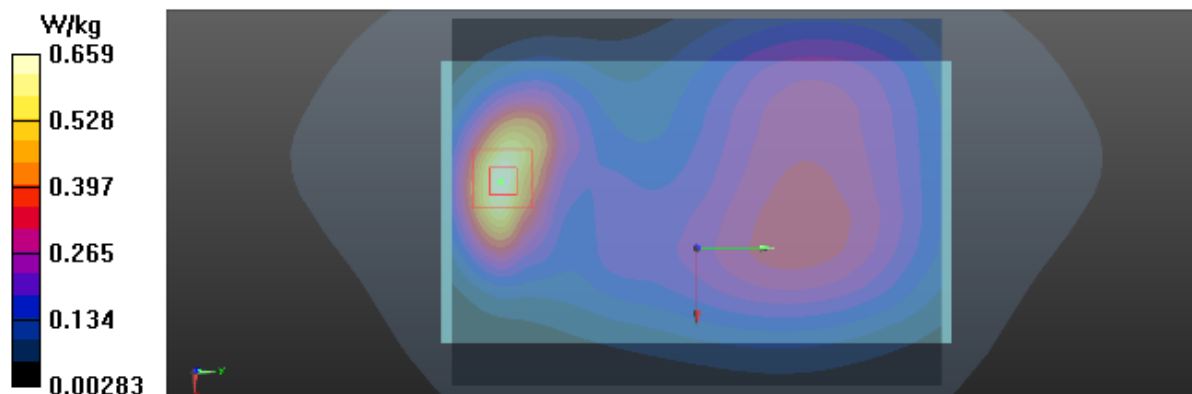
Zoom Scan (5x5x7)/Cube 0: Measurement grid: $dx=8$ mm, $dy=8$ mm, $dz=5$ mm

Reference Value = 13.67 V/m; Power Drift = 0.00 dB

Peak SAR (extrapolated) = 0.696 W/kg

SAR(1 g) = 0.462 W/kg; SAR(10 g) = 0.289 W/kg

Maximum value of SAR (measured) = 0.501 W/kg



Test Laboratory: BTL Inc.

Date: 2017/7/28

T121_UMTS B5_HSUPA Subtest-5_CH4182_Rear Face_0cm_Sensor on

DUT: BG2-U03;

Communication System: UID 0, UMTS-FDD(HSUPA) (0); Frequency: 836.4 MHz; Duty Cycle: 1:1

Medium parameters used (interpolated): $f = 836.4$ MHz; $\sigma = 0.981$ S/m; $\epsilon_r = 54.303$; $\rho = 1000$ kg/m³

Ambient Temperature: 23.1 °C; Liquid Temperature: 22.3 °C

DASY Configuration:

- Probe: EX3DV4 - SN7383; ConvF(7.63, 7.63, 7.63); Calibrated: 2016/12/27;
- Sensor-Surface: 4mm (Mechanical Surface Detection), $z = 1.0, 31.0$
- Electronics: DAE4 Sn1390; Calibrated: 2016/9/22
- Phantom: SAM Front; Type: Twin SAM; Serial: 1784
- DASY52 52.8.8(1258); SEMCAD X 14.6.10(7373)

Area Scan (10x13x1): Interpolated grid: dx=15 mm, dy=15 mm

Maximum value of SAR (interpolated) = 0.910 W/kg

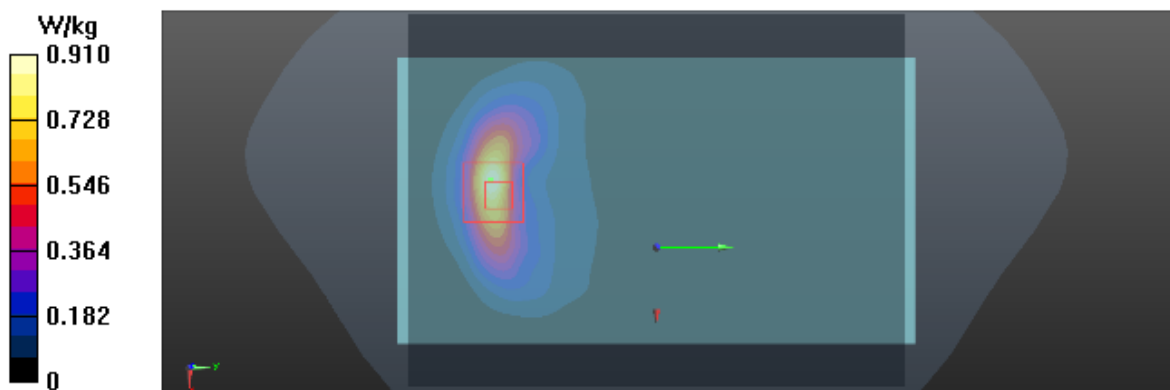
Zoom Scan (5x5x7)/Cube 0: Measurement grid: dx=8mm, dy=8mm, dz=5mm

Reference Value = 4.372 V/m; Power Drift = 0.12 dB

Peak SAR (extrapolated) = 1.22 W/kg

SAR(1 g) = 0.570 W/kg; SAR(10 g) = 0.286 W/kg

Maximum value of SAR (measured) = 0.612 W/kg



Test Laboratory: BTL Inc.

Date: 2017/8/5

T134_802.11b_CH6_Rear Face_0.5cm_Sensor off_Battery 3

DUT: BG2-U03;

Communication System: UID 0, IEEE 802.11b WiFi 2.4GHz (DSSS, 1Mbps) (0); Frequency: 2437 MHz; Duty Cycle: 1:1

Medium parameters used: $f = 2437$ MHz; $\sigma = 1.956$ S/m; $\epsilon_r = 51.437$; $\rho = 1000$ kg/m³

Ambient Temperature: 23.5 °C; Liquid Temperature: 22.9 °C

DASY Configuration:

- Probe: EX3DV4 - SN7383; ConvF(7.63, 7.63, 7.63); Calibrated: 2016/12/27;
- Sensor-Surface: 4mm (Mechanical Surface Detection), $z = 1.0, 31.0$
- Electronics: DAE4 Sn1390; Calibrated: 2016/9/22
- Phantom: SAM Right; Type: Twin SAM; Serial: 1896
- DASY52 52.8.8(1258); SEMCAD X 14.6.10(7373)

Area Scan (12x16x1): Interpolated grid: dx=12 mm, dy=12 mm

Maximum value of SAR (interpolated) = 1.29 W/kg

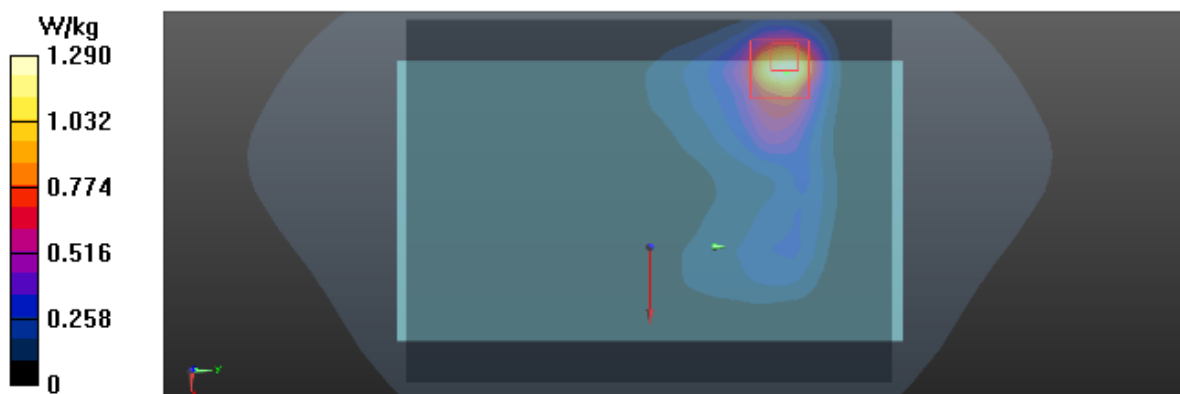
Zoom Scan (7x7x7)/Cube 0: Measurement grid: dx=5mm, dy=5mm, dz=5mm

Reference Value = 3.650 V/m; Power Drift = 0.05 dB

Peak SAR (extrapolated) = 1.57 W/kg

SAR(1 g) = 0.692 W/kg; SAR(10 g) = 0.325 W/kg

Maximum value of SAR (measured) = 0.796 W/kg



Test Laboratory: BTL Inc.

Date: 2017/7/31

T141_802.11b_CH6_Rear_Face_0cm_Sensor On

DUT: BG2-U03;

Communication System: UID 0, IEEE 802.11b WiFi 2.4GHz (DSSS, 1Mbps) (0); Frequency: 2437 MHz; Duty Cycle: 1:1

Medium parameters used: $f = 2437$ MHz; $\sigma = 1.98$ S/m; $\epsilon_r = 51.758$; $\rho = 1000$ kg/m³

Ambient Temperature: 23.3 °C; Liquid Temperature: 22.7 °C

DASY Configuration:

- Probe: EX3DV4 - SN7383; ConvF(7.63, 7.63, 7.63); Calibrated: 2016/12/27;
- Sensor-Surface: 4mm (Mechanical Surface Detection), $z = 1.0, 31.0$
- Electronics: DAE4 Sn1390; Calibrated: 2016/9/22
- Phantom: SAM Right; Type: Twin SAM; Serial: 1896
- DASY52 52.8.8(1258); SEMCAD X 14.6.10(7373)

Area Scan (12x16x1): Interpolated grid: dx=12 mm, dy=12 mm

Maximum value of SAR (interpolated) = 1.78 W/kg

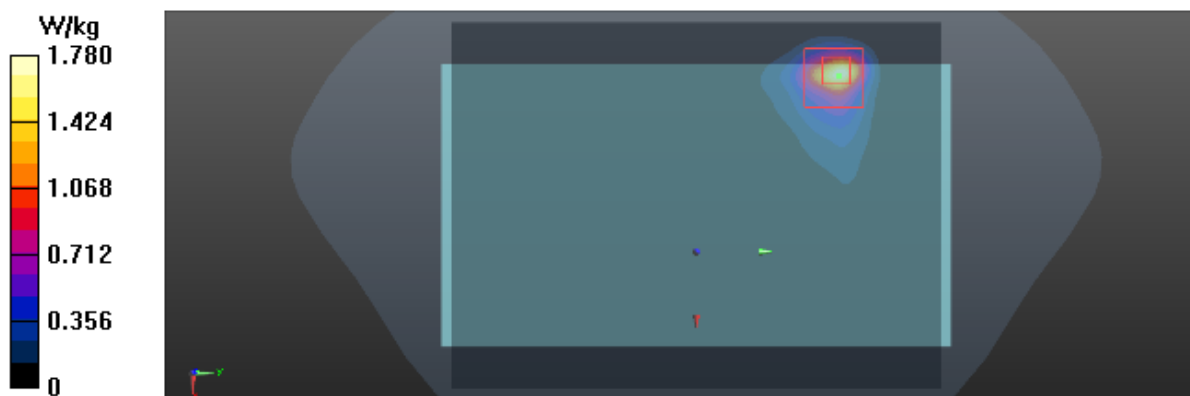
Zoom Scan (7x7x7)/Cube 0: Measurement grid: dx=5mm, dy=5mm, dz=5mm

Reference Value = 0 V/m; Power Drift = 0.00 dB

Peak SAR (extrapolated) = 2.03 W/kg

SAR(1 g) = 0.771 W/kg; SAR(10 g) = 0.308 W/kg

Maximum value of SAR (measured) = 0.828 W/kg



Test Laboratory: BTL Inc.

Date: 2017/7/27

T05_GSM 850_GSM_CH190_Left Cheek_Battery 2

DUT: BG2-U03;

Communication System: UID 0, Generic GSM (0); Frequency: 836.6 MHz; Duty Cycle: 1:8.3

Medium parameters used: $f = 837$ MHz; $\sigma = 0.91$ S/m; $\epsilon_r = 42.856$; $\rho = 1000$ kg/m³

Ambient Temperature: 23.2 °C; Liquid Temperature: 22.5 °C

DASY Configuration:

- Probe: EX3DV4 - SN7383; ConvF(9.69, 9.69, 9.69); Calibrated: 2016/12/27;
- Sensor-Surface: 4mm (Mechanical Surface Detection), $z = 1.0, 31.0$
- Electronics: DAE4 Sn1390; Calibrated: 2016/9/22
- Phantom: SAM Front; Type: Twin SAM; Serial: 1784
- DASY52 52.8.8(1258); SEMCAD X 14.6.10(7373)

Area Scan (10x13x1): Interpolated grid: dx=15 mm, dy=15 mm

Maximum value of SAR (interpolated) = 0.390 W/kg

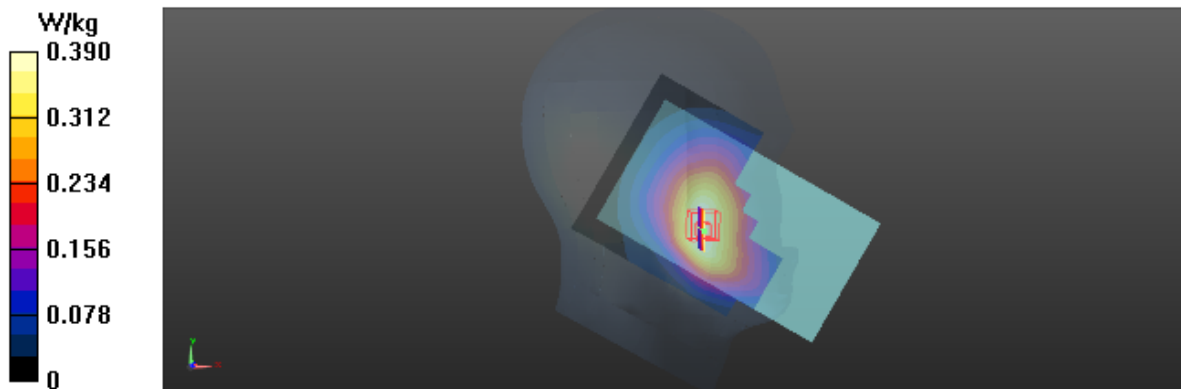
Zoom Scan (5x5x7)/Cube 0: Measurement grid: dx=8mm, dy=8mm, dz=5mm

Reference Value = 6.611 V/m; Power Drift = -0.03 dB

Peak SAR (extrapolated) = 0.390 W/kg

SAR(1 g) = 0.326 W/kg; SAR(10 g) = 0.260 W/kg

Maximum value of SAR (measured) = 0.341 W/kg



Test Laboratory: BTL Inc.

Date: 2017/7/27

T11_GSM 1900_GSM_CH661_Right Cheek

DUT: BG2-U03;

Communication System: UID 0, Generic GSM (0); Frequency: 1880 MHz; Duty Cycle: 1:8.3

Medium parameters used: $f = 1880$ MHz; $\sigma = 1.377$ S/m; $\epsilon_r = 39.708$; $\rho = 1000$ kg/m³

Ambient Temperature: 23.2 °C; Liquid Temperature: 22.5 °C

DASY Configuration:

- Probe: EX3DV4 - SN7383; ConvF(8.26, 8.26, 8.26); Calibrated: 2016/12/27;
- Sensor-Surface: 4mm (Mechanical Surface Detection), $z = 1.0, 31.0$
- Electronics: DAE4 Sn1390; Calibrated: 2016/9/22
- Phantom: SAM Right; Type: Twin SAM; Serial: 1896
- DASY52 52.8.8(1258); SEMCAD X 14.6.10(7373)

Area Scan (10x13x1): Interpolated grid: dx=15 mm, dy=15 mm

Maximum value of SAR (interpolated) = 0.0532 W/kg

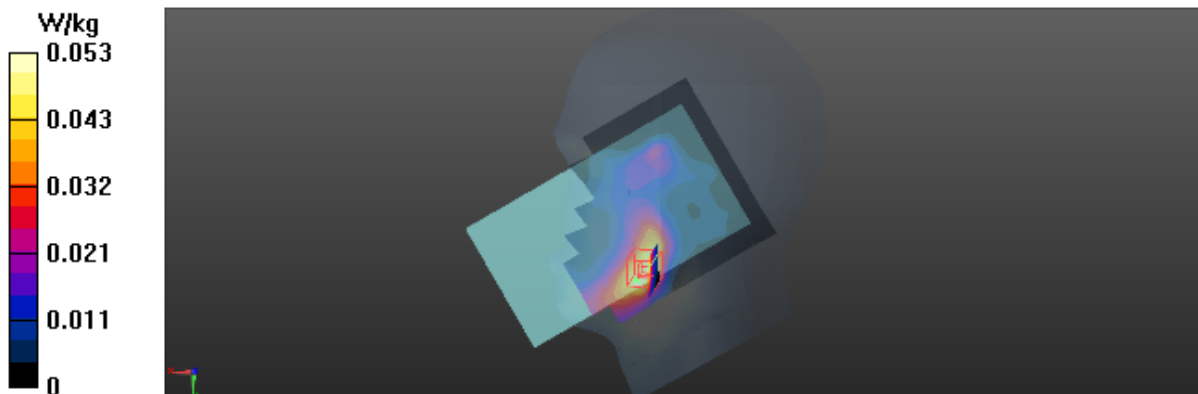
Zoom Scan (5x5x7)/Cube 0: Measurement grid: dx=8mm, dy=8mm, dz=5mm

Reference Value = 1.364 V/m; Power Drift = 0.04 dB

Peak SAR (extrapolated) = 0.0520 W/kg

SAR(1 g) = 0.038 W/kg; SAR(10 g) = 0.024 W/kg

Maximum value of SAR (measured) = 0.0416 W/kg



Test Laboratory: BTL Inc.

Date: 2017/7/26

T21_UMTS B2_RMC12.2K_CH9400_Right Cheek

DUT: BG2-U03;

Communication System: UID 0, UMTS-FDD(WCDMA) (0); Frequency: 1880 MHz; Duty Cycle: 1:1

Medium parameters used: $f = 1880$ MHz; $\sigma = 1.377$ S/m; $\epsilon_r = 39.708$; $\rho = 1000$ kg/m³

Ambient Temperature: 23.2 °C; Liquid Temperature: 22.5 °C

DASY Configuration:

- Probe: EX3DV4 - SN7383; ConvF(8.26, 8.26, 8.26); Calibrated: 2016/12/27;
- Sensor-Surface: 4mm (Mechanical Surface Detection), $z = 1.0, 31.0$
- Electronics: DAE4 Sn1390; Calibrated: 2016/9/22
- Phantom: SAM Right; Type: Twin SAM; Serial: 1896
- DASY52 52.8.8(1258); SEMCAD X 14.6.10(7373)

Area Scan (10x13x1): Interpolated grid: dx=15 mm, dy=15 mm

Maximum value of SAR (interpolated) = 0.111 W/kg


Zoom Scan (5x5x7)/Cube 0: Measurement grid: dx=8mm, dy=8mm, dz=5mm

Reference Value = 1.660 V/m; Power Drift = 0.02 dB

Peak SAR (extrapolated) = 0.121 W/kg

SAR(1 g) = 0.086 W/kg; SAR(10 g) = 0.053 W/kg

Maximum value of SAR (measured) = 0.0899 W/kg



Test Laboratory: BTL Inc.

Date: 2017/7/27

T35_UMTS B5_RMC12.2K_CH4182_Left Cheek_Battery 2

DUT: BG2-U03;

Communication System: UID 0, UMTS-FDD(WCDMA) (0); Frequency: 836.4 MHz; Duty Cycle: 1:1

Medium parameters used (interpolated): $f = 836.4$ MHz; $\sigma = 0.909$ S/m; $\epsilon_r = 42.862$; $\rho = 1000$ kg/m³

Ambient Temperature: 23.2 °C; Liquid Temperature: 22.5 °C

DASY Configuration:

- Probe: EX3DV4 - SN7383; ConvF(9.69, 9.69, 9.69); Calibrated: 2016/12/27;
- Sensor-Surface: 4mm (Mechanical Surface Detection), $z = 1.0, 31.0$
- Electronics: DAE4 Sn1390; Calibrated: 2016/9/22
- Phantom: SAM Front; Type: Twin SAM; Serial: 1784
- DASY52 52.8.8(1258); SEMCAD X 14.6.10(7373)

Area Scan (10x13x1): Interpolated grid: dx=15 mm, dy=15 mm

Maximum value of SAR (interpolated) = 0.286 W/kg


Zoom Scan (5x5x7)/Cube 0: Measurement grid: dx=8mm, dy=8mm, dz=5mm

Reference Value = 5.390 V/m; Power Drift = -0.04 dB

Peak SAR (extrapolated) = 0.278 W/kg

SAR(1 g) = 0.233 W/kg; SAR(10 g) = 0.187 W/kg

Maximum value of SAR (measured) = 0.242 W/kg



Test Laboratory: BTL Inc.

Date: 2017/8/5

T156_802.11b_CH6_Left Cheek_Battery 3

DUT: BG2-U03;

Communication System: UID 0, IEEE 802.11b WiFi 2.4GHz (DSSS, 1Mbps) (0); Frequency: 2437 MHz; Duty Cycle: 1:1

Medium parameters used: $f = 2437$ MHz; $\sigma = 1.857$ S/m; $\epsilon_r = 38.033$; $\rho = 1000$ kg/m³

Ambient Temperature: 23.5 °C; Liquid Temperature: 22.9 °C

DASY Configuration:

- Probe: EX3DV4 - SN7383; ConvF(7.63, 7.63, 7.63); Calibrated: 2016/12/27;
- Sensor-Surface: 4mm (Mechanical Surface Detection), $z = 1.0, 31.0$
- Electronics: DAE4 Sn1390; Calibrated: 2016/9/22
- Phantom: SAM Right; Type: Twin SAM; Serial: 1896
- DASY52 52.8.8(1258); SEMCAD X 14.6.10(7373)

Area Scan (12x16x1): Interpolated grid: dx=12 mm, dy=12 mm

Maximum value of SAR (interpolated) = 1.24 W/kg

Zoom Scan (7x7x7)/Cube 0: Measurement grid: dx=5mm, dy=5mm, dz=5mm

Reference Value = 9.136 V/m; Power Drift = 0.13 dB

Peak SAR (extrapolated) = 1.51 W/kg

SAR(1 g) = 0.701 W/kg; SAR(10 g) = 0.361 W/kg

Maximum value of SAR (measured) = 0.736 W/kg

