




Appendix D



Photographs

1. SAR measurement System
2. Photographs of Tissue Simulate Liquid
3. Photographs of EUT test position
4. EUT Constructional Details




1. SAR measurement System



2. Photographs of Tissue Simulate Liquid

Photo 1: Tissue Simulant Liquid for Head Body 2450	Photo 2: Tissue Simulant Liquid for Body 5G
	

3. Photographs of EUT test position

<p>Photo 3: Back side 0mm</p>	<p>Photo 4: Back side 6mm</p>
	
<p>Photo 5: Top side 0mm</p>	<p>NA</p>
	<p>NA</p>

4. EUT Constructional Details

