

FCC Test Report

FCC ID: QISBAC-LX3

Project No. : 1704C287
Equipment : Smart Phone
Model Name : BAC-L23, BAC-L03
Applicant : Huawei Technologies Co.,Ltd.
Address : Administration Building, Headquarters of Huawei Technologies Co., Ltd., Bantian, Longgang District Shenzhen China

Date of Receipt : Apr. 23, 2017
Date of Test : Apr. 23, 2017 ~ Apr. 28, 2017
Issued Date : May 02, 2017
Tested by : BTL Inc.

Testing Engineer : Kevin Li
(Kevin Li)

Technical Manager : Bill Zhang
(Bill Zhang)

Authorized Signatory : Steven Lu
(Steven Lu)

B T L I N C .

No.3, Jinshagang 1st Road, Shixia, Dalang Town, Dongguan, Guangdong, China.

TEL: +86-769-8318-3000 FAX: +86-769-8319-6000



Declaration

BTL represents to the client that testing is done in accordance with standard procedures as applicable and that test instruments used has been calibrated with standards traceable to international standard(s) and/or national standard(s).

BTL's reports apply only to the specific samples tested under conditions. It is manufacture's responsibility to ensure that additional production units of this model are manufactured with the identical electrical and mechanical components. **BTL** shall have no liability for any declarations, inferences or generalizations drawn by the client or others from **BTL** issued reports.

BTL's report must not be used by the client to claim product certification, approval, or endorsement by NVLAP, NIST, or any agency of the Federal Government.

This report is the confidential property of the client. As a mutual protection to the clients, the public and **BTL-self**, extracts from the test report shall not be reproduced except in full with **BTL's** authorized written approval.

BTL's laboratory quality assurance procedures are in compliance with the **ISO Guide 17025** requirements, and accredited by the conformity assessment authorities listed in this test report.

Limitation

For the use of the authority's logo is limited unless the Test Standard(s)/Scope(s)/Item(s) mentioned in this test report is (are) included in the conformity assessment authorities acceptance respective.

| Table of Contents | Page |
|--|-------------|
| REPORT ISSUED HISTORY | 4 |
| 1 . CERIFICATION | 5 |
| 2 . SUMMARY OF TEST RESULTS | 6 |
| 2.1 TEST FACILITY | 7 |
| 2.2 MEASUREMENT UNCERTAINTY | 7 |
| 3 . GENERAL INFORMATION | 8 |
| 3.1 GENERAL DESCRIPTION OF EUT | 8 |
| 3.2 DESCRIPTION OF TEST MODES | 10 |
| 3.3 EUT OPERATING CONDITIONS | 10 |
| 3.4 BLOCK DIAGRAM SHOWING THE CONFIGURATION OF SYSTEM TESTED | 11 |
| 3.5 DESCRIPTION OF SUPPORT UNITS | 12 |
| 4 . EMC EMISSION TEST | 13 |
| 4.1 CONDUCTED EMISSION MEASUREMENT | 13 |
| 4.1.1 POWER LINE CONDUCTED EMISSION | 13 |
| 4.1.2 MEASUREMENT INSTRUMENTS LIST | 13 |
| 4.1.3 TEST PROCEDURE | 14 |
| 4.1.4 DEVIATION FROM TEST STANDARD | 14 |
| 4.1.5 TEST SETUP | 14 |
| 4.1.6 TEST RESULTS | 14 |
| 4.2 RADIATED EMISSION MEASUREMENT | 33 |
| 4.2.1 LIMITS OF RADIATED EMISSION MEASUREMENT | 33 |
| 4.2.2 MEASUREMENT INSTRUMENTS LIST | 34 |
| 4.2.3 TEST PROCEDURE | 35 |
| 4.2.4 DEVIATION FROM TEST STANDARD | 35 |
| 4.2.5 TEST SETUP | 36 |
| 4.2.6 TEST RESULTS-BELOW 1GHZ | 36 |
| 4.2.7 TEST RESULTS-ABOVE 1GHZ | 55 |

REPORT ISSUED HISTORY

| Issued No. | Description | Issued Date |
|---------------------|-----------------|--------------|
| BTL-FCCE-1-1704C287 | Original Issue. | May 02, 2017 |

1. CERIFICATION

Equipment : Smart Phone
Brand Name : HUAWEI
Model Name : BAC-L23, BAC-L03
Applicant : Huawei Technologies Co.,Ltd.
Manufacturer : Huawei Technologies Co.,Ltd.
Address : Administration Building, Headquarters of Huawei Technologies Co., Ltd.,
Bantian, Longgang District Shenzhen China
Factory : Huawei Technologies Co.,Ltd.
Address : Administration Building, Headquarters of Huawei Technologies Co., Ltd.,
Bantian, Longgang District Shenzhen China
Date of Test : Apr. 23, 2017 ~ Apr. 28, 2017
Test Sample : Engineering Sample
Standard(s) : FCC Part 15, Subpart B
ANSI C63.4-2014

The above equipment has been tested and found compliance with the requirement of the relative standards by BTL Inc.

The test data, data evaluation, and equipment configuration contained in our test report (Ref No. BTL-FCCE-1-1704C287) were obtained utilizing the test procedures, test instruments, test sites that has been accredited by the Authority of TAF according to the ISO-17025 quality assessment standard and technical standard(s).

2. SUMMARY OF TEST RESULTS

Test procedures according to the technical standard(s):

| EMC Emission | | | | |
|--|----------------------------------|---------|----------|---------|
| Standard(s) | Test Item | Limit | Judgment | Remark |
| FCC Part15, Subpart B ANSI C63.4-2014 | Conducted Emission | Class B | PASS | |
| | Radiated emission Below 1 GHz | Class B | PASS | |
| | Radiated emission Above 1 GHz | Class B | PASS | NOTE(2) |

NOTE:

- (1) " N/A" denotes test is not applicable to this device.
- (2) The EUT's max operating frequency exceeds 108 MHz, so the test will be performed.

2.1 TEST FACILITY

The test facilities used to collect the test data in this report at the location of No.3, Jinshagang 1st Road, Shixia, Dalang Town, Dongguan, Guangdong, China.

2.2 MEASUREMENT UNCERTAINTY

Where relevant, the following measurement uncertainty levels have been estimated for tests performed on the EUT as specified in CISPR 16-4-2. The BTL measurement uncertainty is less than the CISPR 16-4-2 U_{CISPR} requirement.

The reported uncertainty of measurement $y \pm U$, where expanded uncertainty U is based on a standard uncertainty multiplied by a coverage factor of $k=2$, providing a level of confidence of approximately **95%**.

A. Conducted Measurement :

| Test Site | Method | Measurement Frequency Range | U, (dB) |
|-----------|--------|-----------------------------|---------|
| DG-C01 | CISPR | 150 kHz ~ 30MHz | 3.16 |

B. Radiated Measurement :

| Test Site | Method | Measurement Frequency Range | Ant. H / V | U, (dB) |
|-----------------|--------|-----------------------------|------------|---------|
| DG-CB03 (3m) | CISPR | 9KHz ~ 30MHz | V | 3.79 |
| | | 9KHz ~ 30MHz | H | 3.57 |
| | | 30MHz ~ 200MHz | V | 3.82 |
| | | 30MHz ~ 200MHz | H | 3.78 |
| | | 200MHz ~ 1,000MHz | V | 4.10 |
| | | 200MHz ~ 1,000MHz | H | 4.06 |

| Test Site | Method | Measurement Frequency Range | Ant. H / V | U, (dB) |
|-----------------|--------|-----------------------------|------------|---------|
| DG-CB03 (3m) | CISPR | 1GHz ~ 18GHz | V | 3.12 |
| | | 1GHz ~ 18GHz | H | 3.68 |

Note: Unless specifically mentioned, the uncertainty of measurement has not been taken into account to declare the compliance or non-compliance to the specification.

3. GENERAL INFORMATION

3.1 GENERAL DESCRIPTION OF EUT

| | | | | |
|------------------|--|-----------|--------------------|------------|
| Equipment | Smart Phone | | | |
| Brand Name | HUAWEI | | | |
| Model Name | BAC-L23, BAC-L03 | | | |
| Model Difference | The differences between BAC-L03 and BAC-L23 only for SIM card, BAC-L23 with two SIM cards, the BAC-L03 delete one SIM by software. Other parts of the mobile phone are the same, including the appearance, the antenna, Chipset, Bluetooth mode, WiFi mode, Adapter, Battery, Mainboard and so on. | | | |
| Frequency | Mode | | Work Frequency | |
| | | | Transmit Frequency | |
| | | | Receive Frequency | |
| | GSM | GSM850 | 824 - 849 | 869 - 894 |
| | | PCS1900 | 1850-1910 | 1930-1990 |
| | WCDM | W850 | 824 - 849 | 869 - 894 |
| | | W1700 | 1710-1755 | 2110-2155 |
| | | W1900 | 1850-1910 | 1930-1990 |
| | LTE | Band 2 | 1850 -1910 | 1930 -1990 |
| | | Band 4 | 1710 -1755 | 2110 -2155 |
| | | Band 5 | 824-849 | 869-894 |
| | | Band 7 | 2500 -2570 | 2620 -2690 |
| | | Band 12 | 699-716 | 729-746 |
| Band 17 | | 704-716 | 734-746 | |
| Bluetooth | | 2402-2480 | | |
| Wi-Fi 2.4G | | 2412-2462 | | |
| GPS | | 1575.42 | | |
| Power Source | #1 Supplied from PC USB port or adapter. #2 Battery Supplied. | | | |
| Power Rating | #1 100-240V~ 50/60Hz #2 3.82V---3240mAh | | | |
| HW Version | HLOBACLMT1 | | | |
| SW Version | BAC-L23C900B103, BAC-L03C900B103 | | | |

Note:

1. For a more detailed features description, please refer to the manufacturer's specifications or the user's manual.

2. The EUT contains following accessory devices

| Item | Mfr/Brand | Model. |
|-----------|--|------------------------------|
| Battery | Sunwoda Electronic Co., LTD | HB356687ECW |
| | Desay Battery Co., Ltd. | HB356687ECW |
| | SCUD (FUJIAN) Electronics Co., Ltd | HB356687ECW |
| USB Cable | FOXCONN INTERCONNECT TECHNOLOGY LIMITED | CUDU01B-HC212-EH |
| | HONGLIN TECHNOLOGY CO.,LTD | 130-26988 |
| | Luxshare Precision Industry Co., Ltd. | L99UC001-CS-H |
| Earphone | JIANGXI LIANCHUANG HONGSHENG ELECTRONIC CO., LTD | MEMD1632B580C00 |
| | BOLUO COUNTY QUANCHENG ELECTRONIC CO., LTD | 1311-3291-3.5mm-229 |
| | Goer Tek Inc | NA12 |
| | MERRY ELECTRONICS (SHENZHEN) CO., LTD. | EMC309-001 |
| Adapter | Salcomp (Shenzhen) Co., Ltd | HW-059200EHQ HW-059200BHQ |
| | Huizhou BYD Electronic Co., Ltd. | HW-059200AHQ HW-059200UHQ |

3.2 DESCRIPTION OF TEST MODES

To investigate the maximum EMI emission characteristics generated from EUT, the test system was pre-scanning tested base on the consideration of following EUT operation mode or test configuration mode which possible have effect on EMI emission level. Each of these EUT operation mode(s) or test configuration mode(s) mentioned above was evaluated respectively.

| Pretest Mode | Description |
|--------------|---|
| Mode 1 | USB copy(EUT with PC)+Idle+ Earphone |
| Mode 2 | Adapter+Idle+BT+WIFI+GPS+Camera on+Earphone |
| Mode 3 | Adapter+Idle+Playing+Speaker |
| Mode 4 | Adapter+Traffic (GSM)+ Earphone |
| Mode 5 | Adapter+Traffic (WCDMA) |
| Mode 6 | Adapter+Traffic (LTE) |

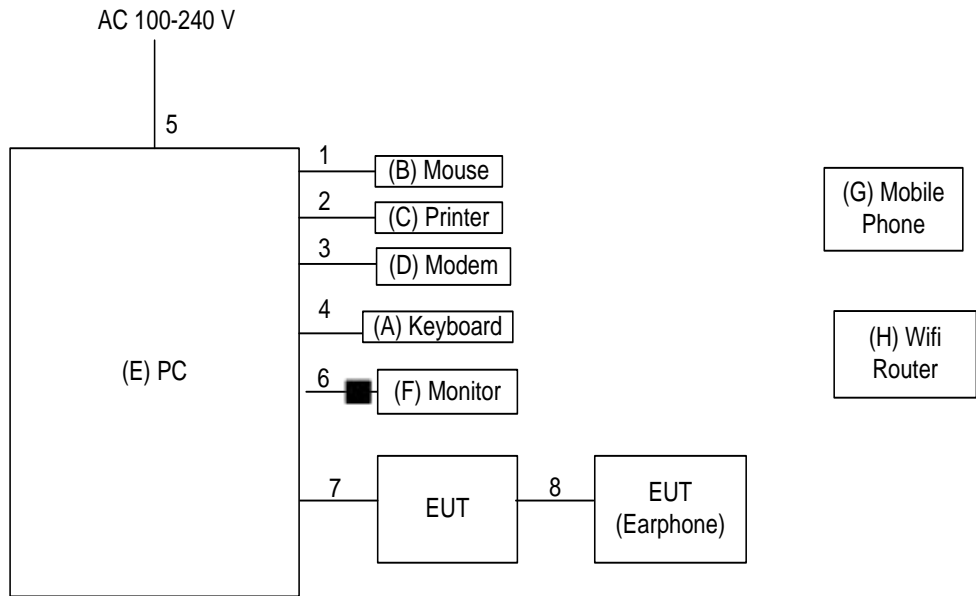
| For Conducted Test | |
|--------------------|---|
| Final Test Mode | Description |
| Mode 1 | USB copy(EUT with PC)+Idle+ Earphone |
| Mode 2 | Adapter+Idle+BT+WIFI+GPS+Camera on+Earphone |
| Mode 3 | Adapter+Idle+Playing+Speaker |
| Mode 4 | Adapter+Traffic (GSM)+ Earphone |
| Mode 5 | Adapter+Traffic (WCDMA) |
| Mode 6 | Adapter+Traffic (LTE) |

| For Radiated Test | |
|-------------------|---|
| Final Test Mode | Description |
| Mode 1 | USB copy(EUT with PC)+Idle+ Earphone |
| Mode 2 | Adapter+Idle+BT+WIFI+GPS+Camera on+Earphone |
| Mode 3 | Adapter+Idle+Playing+Speaker |
| Mode 4 | Adapter+Traffic (GSM)+ Earphone |
| Mode 5 | Adapter+Traffic (WCDMA) |
| Mode 6 | Adapter+Traffic (LTE) |

3.3 EUT OPERATING CONDITIONS

The EUT exercise program used during radiated and/or conducted emission measurement was designed to exercise the various system components in a manner similar to a typical use.

3.4 BLOCK DIAGRAM SHOWING THE CONFIGURATION OF SYSTEM TESTED
Mode 1

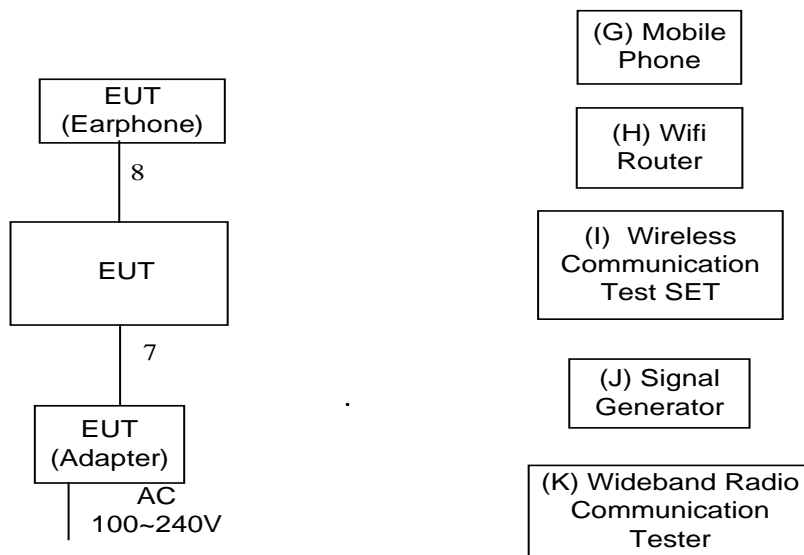


Ground plane

Remote System

■ Ferrite core

Mode 2-6



Ground plane

Remote System

3.5 DESCRIPTION OF SUPPORT UNITS

The EUT has been tested as an independent unit together with other necessary accessories or support units. The following support units or accessories were used to form a representative test configuration during the tests.

| Item | Equipment | Mfr/Brand | Model/Type No. | FCC ID | Series No. |
|------|-------------------------------------|-----------|--------------------------|-------------|-------------------------|
| A | USB Keyboard | Dell | L100 | DOC | CNORH6596589071T08NE |
| B | USB Mouse | Dell | MO56UOA | DOC | FQJ000BS |
| C | Printer | SII | DPU-414 | DOC | 3018507 B |
| D | Modem | ACEEX | DM-1414V | IFAXDM1414 | 0603002131 |
| E | PC | Dell | DCSM 745 | DOC | G7K832X |
| F | LCD monitor | Dell | E177FPc | DOC | CNOFJ179-64180-6AG-1WNS |
| G | Mobile phone | samsung | SGH-1747 | A3LSGH1747 | R31C208VLDB |
| H | Wireless Router | ASUS | RT-AC66U | MSQ-RTAC66U | E8ICGG000138 |
| I | Wireless Communication Test SET | Agilent | (8960 Series) E5515C | N/A | MY48364183 |
| J | Signal Generator | Agilent | E4438C | N/A | MY49071316 |
| K | Wideband Radio Communication Tester | RS | CMW500 | N/A | 122125 |

| Item | Ferrite Core | Length | Note |
|------|--------------|--------|----------------|
| 1 | NO | 1.8m | USB Cable |
| 2 | NO | 1.8m | Parallel Cable |
| 3 | NO | 1.8m | RS232 Cable |
| 4 | NO | 1.8m | USB Cable |
| 5 | NO | 1.8m | AC power Cable |
| 6 | YES | 1.8m | D-SUB Cable |
| 7 | NO | 1m | USB Cable |
| 8 | NO | 1.2m | Earphone Cable |

4. EMC EMISSION TEST

4.1 CONDUCTED EMISSION MEASUREMENT

4.1.1 POWER LINE CONDUCTED EMISSION (FREQUENCY RANGE 150KHZ-30MHZ)

| FREQUENCY (MHz) | Class A (dBuV) | | Class B (dBuV) | |
|-----------------|----------------|---------|----------------|-----------|
| | Quasi-peak | Average | Quasi-peak | Average |
| 0.15 -0.5 | 79.00 | 66.00 | 66 - 56 * | 56 - 46 * |
| 0.50 -5.0 | 73.00 | 60.00 | 56.00 | 46.00 |
| 5.0 -30.0 | 73.00 | 60.00 | 60.00 | 50.00 |

Note:

- (1) The tighter limit applies at the band edges.
- (2) The limit of " * " marked band means the limitation decreases linearly with the logarithm of the frequency in the range.
- (3) The test result calculated as following:
 Measurement Value = Reading Level + Correct Factor
 Correct Factor = Insertion Loss + Cable Loss + Attenuator Factor(if use)
 Margin Level = Measurement Value - Limit Value

4.1.2 MEASUREMENT INSTRUMENTS LIST

| Item | Kind of Equipment | Manufacturer | Type No. | Serial No. | Calibrated until |
|------|-----------------------------|--------------|------------------------------|------------|------------------|
| 1 | Measurement Software | Farad | EZ-EMC Ver.NB-03A 1-01 | N/A | N/A |
| 2 | 50Ω Terminator | SHX | TF2-3G-A | 08122901 | Mar. 26, 2018 |
| 3 | TWO-LINE V-NETWORK | R&S | ENV216 | 100526 | Mar. 26, 2018 |
| 4 | EMI Test Receiver | R&S | ESR3 | 101862 | Sep. 04, 2017 |
| 5 | Artificial-Mains Network | SCHWARZBECK | NSLK 8127 | 8127685 | Sep. 04, 2017 |
| 6 | Cable | N/A | RG400 12m | N/A | Mar. 07, 2018 |

Remark: "N/A" denotes no model name, serial no. or calibration specified.
 All calibration period of equipment list is one year.

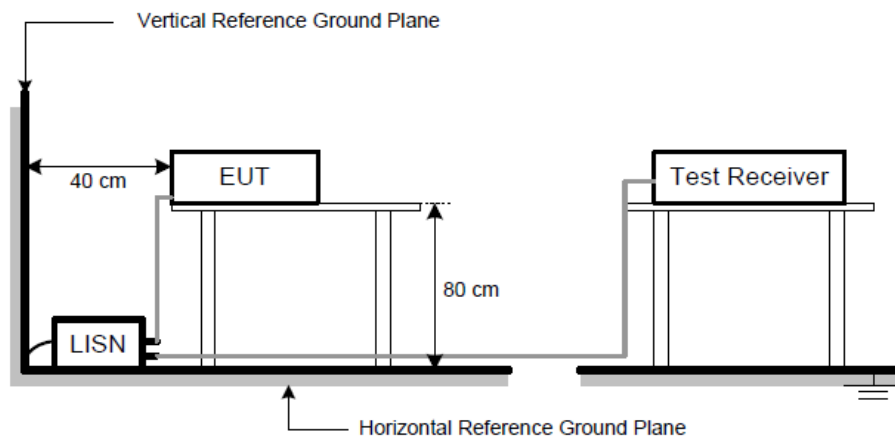
4.1.3 TEST PROCEDURE

- a. The EUT was placed 0.8 meters from the horizontal ground plane with EUT being connected to the power mains through a line impedance stabilization network (LISN). All other support equipments powered from additional LISN(s). The LISN provide 50 Ohm/ 50uH of coupling impedance for the measuring instrument.
- b. Interconnecting cables that hang closer than 40 cm to the ground plane shall be folded back and forth in the center forming a bundle 30 to 40 cm long.
- c. I/O cables that are not connected to a peripheral shall be bundled in the center. The end of the cable may be terminated, if required, using the correct terminating impedance. The overall length shall not exceed 1 m.
- d. LISN at least 80 cm from nearest part of EUT chassis.
- e. For the actual test configuration, please refer to the related Item –EUT Test Photos.
- f. First the whole spectrum of emission caused by equipment under test(EUT) is recorded with Detector set to peak. Peak value recorded in table if the margin from QP Limit is larger than 2dB, otherwise, QP value is recorded, Measuring frequency range from 150KHz to 30MHz.

4.1.4 DEVIATION FROM TEST STANDARD

No deviation

4.1.5 TEST SETUP

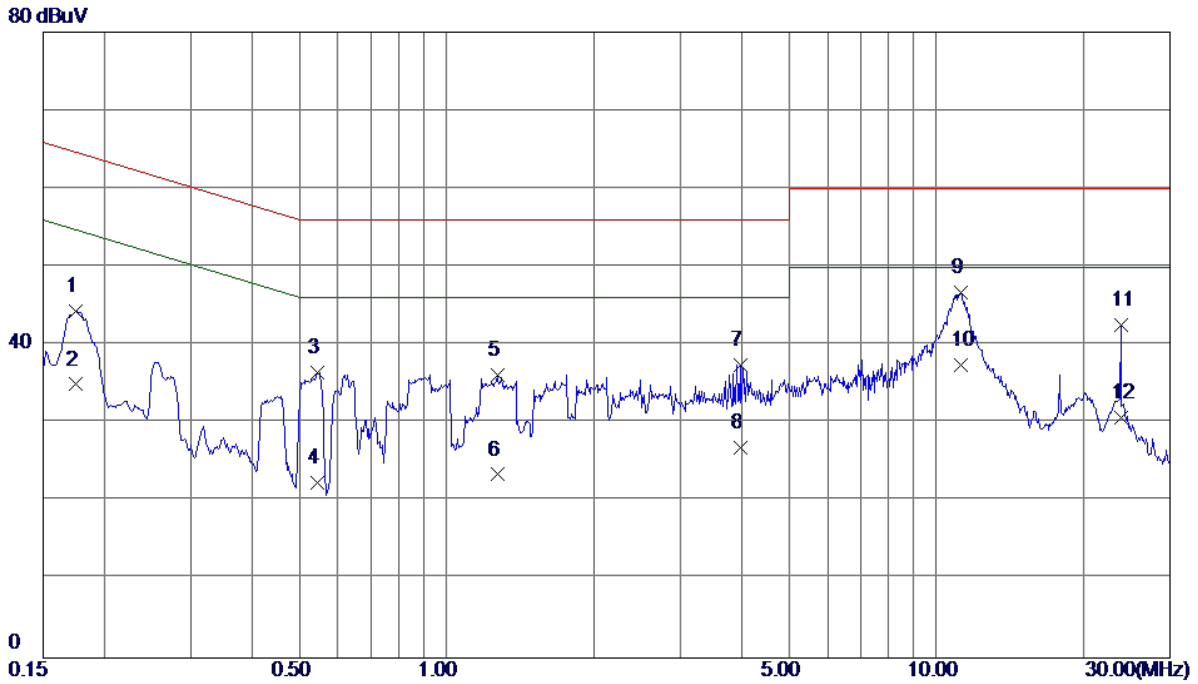


4.1.6 TEST RESULTS

Remark

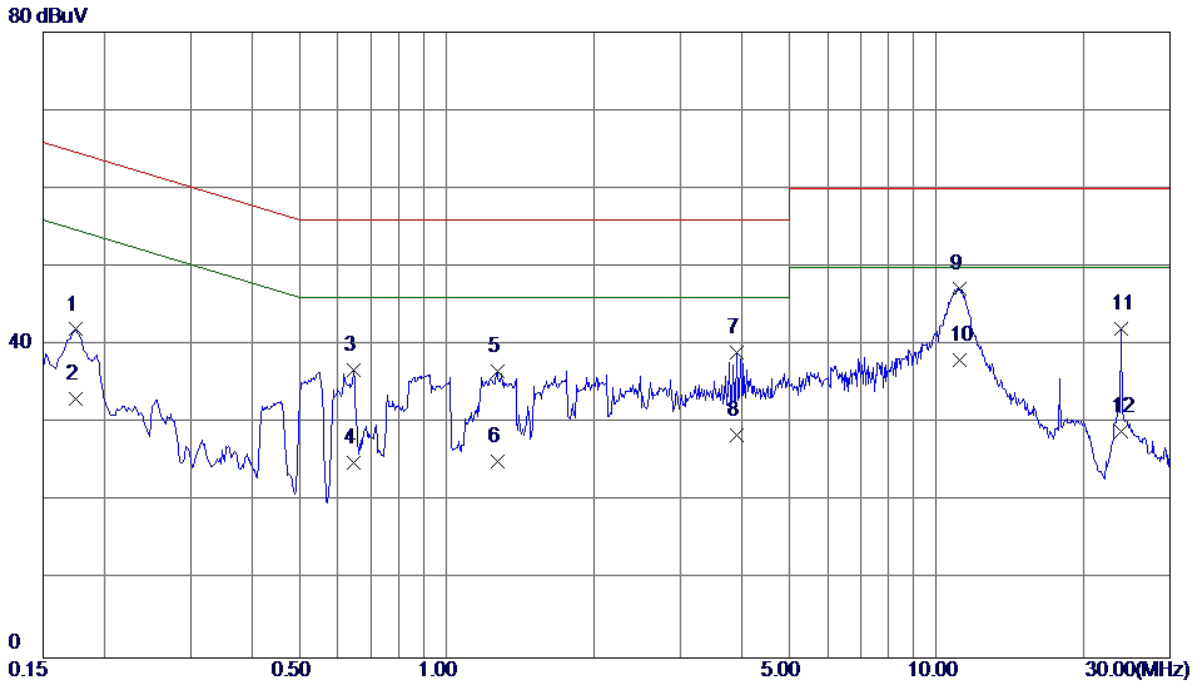
- (1) Reading in which marked as QP means measurements by using are Quasi-Peak Mode with Detector BW=9KHz; SPA setting in RBW=10KHz,VBW =10KHz, Swp. Time = 0.3 sec./MHz. Reading in which marked as AV means measurements by using are Average Mode with instrument setting in RBW=10KHz,VBW=10KHz, Swp. Time =0.3 sec./MHz.
- (2) All readings are QP Mode value unless otherwise stated AVG in column of 『Note』. If the QP Mode Measured value compliance with the QP Limits and lower than AVG Limits, the EUT shall be deemed to meet both QP & AVG Limits and then only QP Mode was measured, but AVG Mode didn't perform. In this case, a “ * ” marked in AVG Mode column of Interference Voltage Measured.

| | | | |
|---------------|---|-------------------|---------|
| EUT | Smart Phone | Model Name | BAC-L23 |
| Temperature | 25°C | Relative Humidity | 53% |
| Test Voltage | AC 120V/60Hz | Phase | Line |
| Test Mode | USB copy(EUT with PC)+Idle+ Earphone | | |
| Note | USB Cable:Foxconn+Battery:DESAY+Earphone:Lianchuang | | |
| Test Engineer | Kevin Li | | |



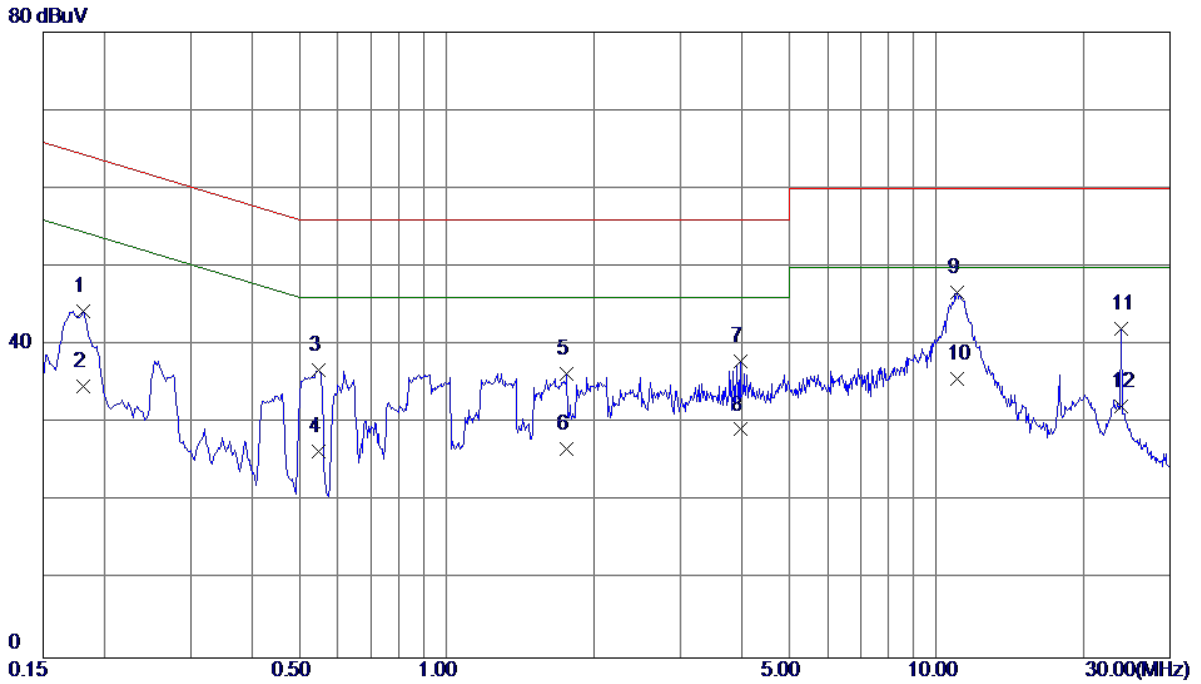
| No. | Freq. MHz | Reading Level dBuV | Correct Factor dB | Measurement dBuV | Limit dBuV | Margin dB | Detector |
|------|-----------|--------------------|-------------------|------------------|------------|-----------|----------|
| 1 | 0.1748 | 34.70 | 9.66 | 44.36 | 64.73 | -20.37 | QP |
| 2 | 0.1748 | 25.30 | 9.66 | 34.96 | 54.73 | -19.77 | AVG |
| 3 | 0.5437 | 26.59 | 9.85 | 36.44 | 56.00 | -19.56 | QP |
| 4 | 0.5437 | 12.59 | 9.85 | 22.44 | 46.00 | -23.56 | AVG |
| 5 | 1.2683 | 26.17 | 10.04 | 36.21 | 56.00 | -19.79 | QP |
| 6 | 1.2683 | 13.40 | 10.04 | 23.44 | 46.00 | -22.56 | AVG |
| 7 | 3.9728 | 27.58 | 9.90 | 37.48 | 56.00 | -18.52 | QP |
| 8 | 3.9728 | 17.00 | 9.90 | 26.90 | 46.00 | -19.10 | AVG |
| 9 | 11.2155 | 36.34 | 10.39 | 46.73 | 60.00 | -13.27 | QP |
| 10 * | 11.2155 | 27.00 | 10.39 | 37.39 | 50.00 | -12.61 | AVG |
| 11 | 23.7975 | 31.93 | 10.62 | 42.55 | 60.00 | -17.45 | QP |
| 12 | 23.7975 | 20.10 | 10.62 | 30.72 | 50.00 | -19.28 | AVG |

| | | | |
|---------------|---|-------------------|---------|
| EUT | Smart Phone | Model Name | BAC-L23 |
| Temperature | 25°C | Relative Humidity | 53% |
| Test Voltage | AC 120V/60Hz | Phase | Neutral |
| Test Mode | USB copy(EUT with PC)+Idle+ Earphone | | |
| Note | USB Cable:Foxconn+Battery:DESAY+Earphone:Lianchuang | | |
| Test Engineer | Kevin Li | | |



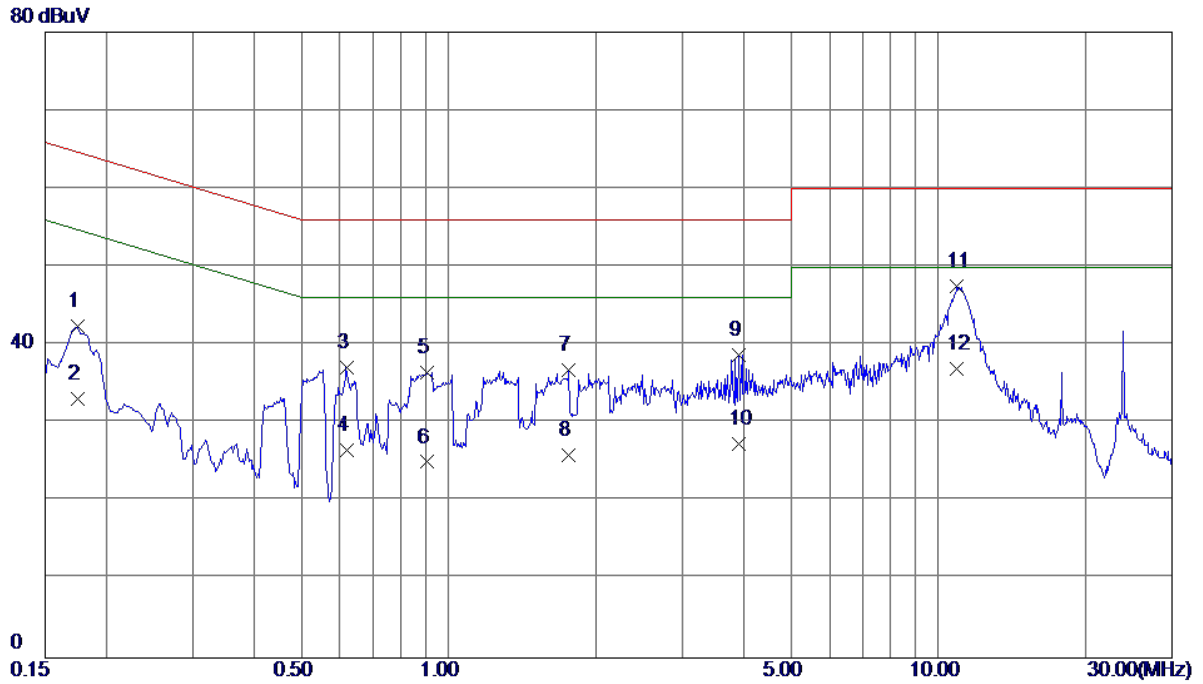
| No. | Freq. MHz | Reading Level dBuV | Correct Factor dB | Measurement dBuV | Limit dBuV | Margin dB | Detector |
|------|-----------|--------------------|-------------------|------------------|------------|-----------|----------|
| 1 | 0.1748 | 32.42 | 9.58 | 42.00 | 64.73 | -22.73 | QP |
| 2 | 0.1748 | 23.60 | 9.58 | 33.18 | 54.73 | -21.55 | AVG |
| 3 | 0.6472 | 27.16 | 9.71 | 36.87 | 56.00 | -19.13 | QP |
| 4 | 0.6472 | 15.30 | 9.71 | 25.01 | 46.00 | -20.99 | AVG |
| 5 | 1.2683 | 26.83 | 9.78 | 36.61 | 56.00 | -19.39 | QP |
| 6 | 1.2683 | 15.30 | 9.78 | 25.08 | 46.00 | -20.92 | AVG |
| 7 | 3.9120 | 29.04 | 9.99 | 39.03 | 56.00 | -16.97 | QP |
| 8 | 3.9120 | 18.50 | 9.99 | 28.49 | 46.00 | -17.51 | AVG |
| 9 | 11.1570 | 37.05 | 10.21 | 47.26 | 60.00 | -12.74 | QP |
| 10 * | 11.1570 | 27.91 | 10.21 | 38.12 | 50.00 | -11.88 | AVG |
| 11 | 23.7975 | 31.45 | 10.62 | 42.07 | 60.00 | -17.93 | QP |
| 12 | 23.7975 | 18.30 | 10.62 | 28.92 | 50.00 | -21.08 | AVG |

| | | | |
|---------------|--|-------------------|---------|
| EUT | Smart Phone | Model Name | BAC-L23 |
| Temperature | 25°C | Relative Humidity | 53% |
| Test Voltage | AC 120V/60Hz | Phase | Line |
| Test Mode | USB copy(EUT with PC)+Idle+ Earphone | | |
| Note | USB Cable:Honglin+Battery:Sunwoda+Earphone:QUANCHENG | | |
| Test Engineer | Kevin Li | | |



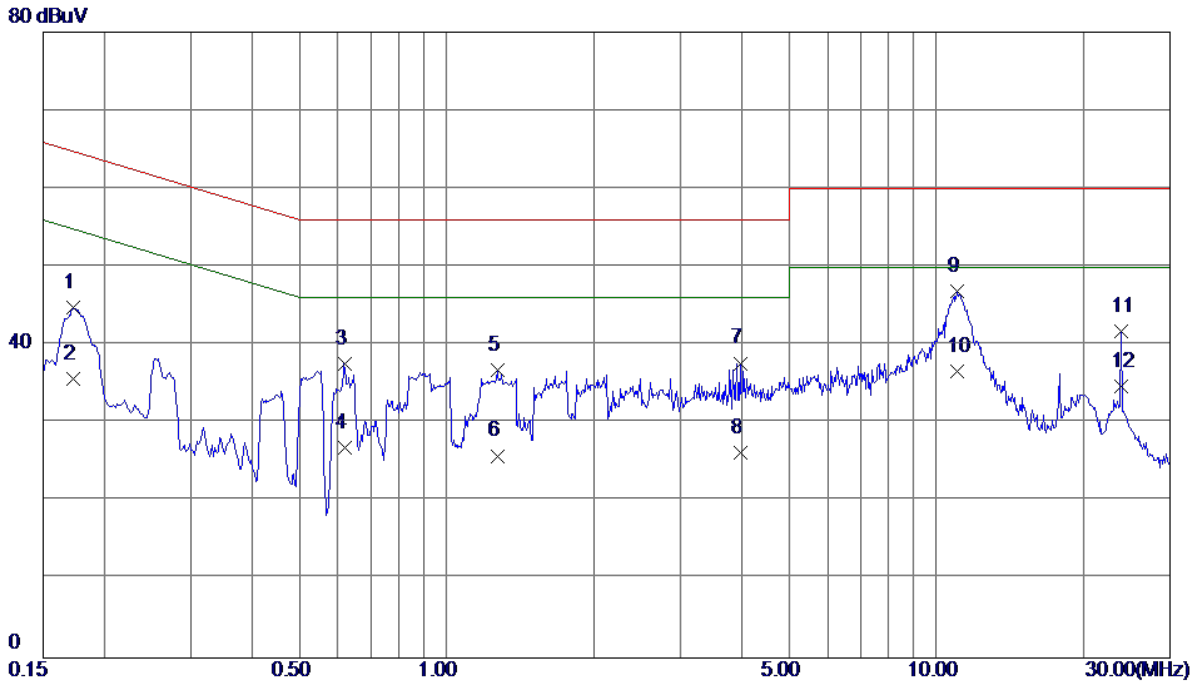
| No. | Freq. MHz | Reading Level dBuV | Correct Factor dB | Measure ment dBuV | Limit dBuV | Margin dB | Detector |
|-----|--------------|--------------------------|-------------------------|-------------------------|---------------|--------------|----------|
| 1 | 0.1815 | 34.65 | 9.66 | 44.31 | 64.42 | -20.11 | QP |
| 2 | 0.1815 | 25.10 | 9.66 | 34.76 | 54.42 | -19.66 | AVG |
| 3 | 0.5482 | 26.90 | 9.85 | 36.75 | 56.00 | -19.25 | QP |
| 4 | 0.5482 | 16.50 | 9.85 | 26.35 | 46.00 | -19.65 | AVG |
| 5 | 1.7543 | 26.32 | 9.94 | 36.26 | 56.00 | -19.74 | QP |
| 6 | 1.7543 | 16.80 | 9.94 | 26.74 | 46.00 | -19.26 | AVG |
| 7 | 3.9773 | 28.03 | 9.90 | 37.93 | 56.00 | -18.07 | QP |
| 8 | 3.9773 | 19.30 | 9.90 | 29.20 | 46.00 | -16.80 | AVG |
| 9 * | 11.0310 | 36.32 | 10.39 | 46.71 | 60.00 | -13.29 | QP |
| 10 | 11.0310 | 25.29 | 10.39 | 35.68 | 50.00 | -14.32 | AVG |
| 11 | 23.7975 | 31.53 | 10.62 | 42.15 | 60.00 | -17.85 | QP |
| 12 | 23.7975 | 21.60 | 10.62 | 32.22 | 50.00 | -17.78 | AVG |

| | | | |
|---------------|--|-------------------|---------|
| EUT | Smart Phone | Model Name | BAC-L23 |
| Temperature | 25°C | Relative Humidity | 53% |
| Test Voltage | AC 120V/60Hz | Phase | Neutral |
| Test Mode | USB copy(EUT with PC)+Idle+ Earphone | | |
| Note | USB Cable:Honglin+Battery:Sunwoda+Earphone:QUANCHENG | | |
| Test Engineer | Kevin Li | | |



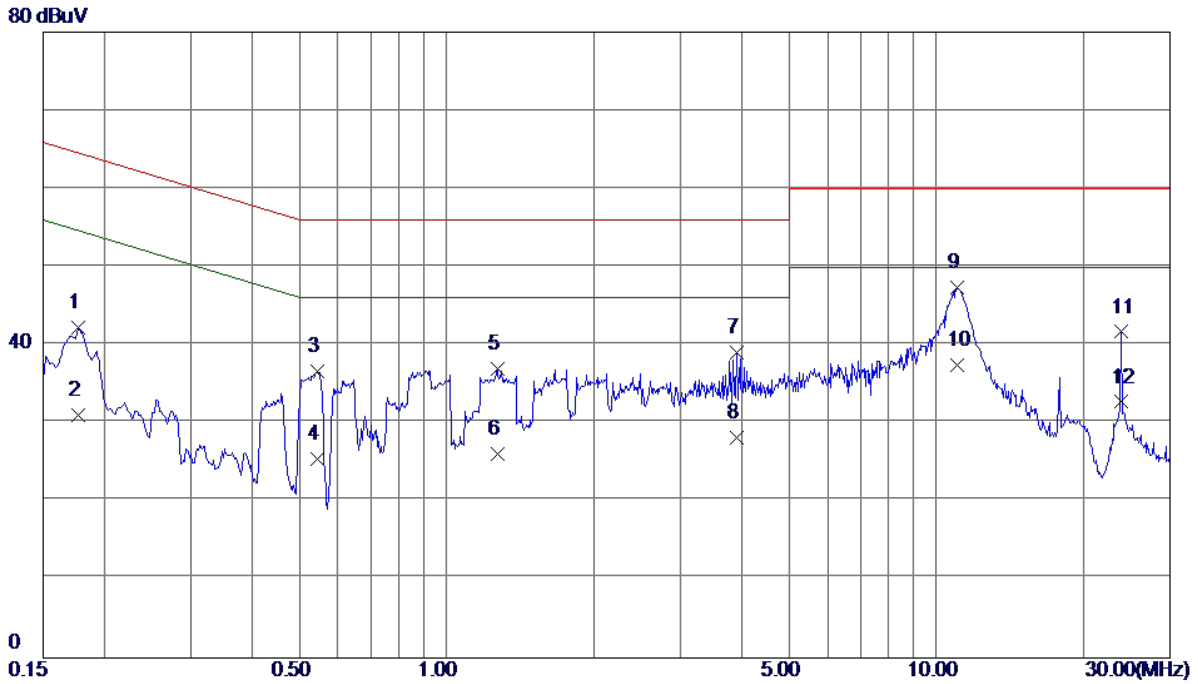
| No. | Freq. MHz | Reading Level dBuV | Correct Factor dB | Measurement dBuV | Limit dBuV | Margin dB | Detector |
|------|-----------|--------------------|-------------------|------------------|------------|-----------|----------|
| 1 | 0.1748 | 32.80 | 9.58 | 42.38 | 64.73 | -22.35 | QP |
| 2 | 0.1748 | 23.50 | 9.58 | 33.08 | 54.73 | -21.65 | AVG |
| 3 | 0.6180 | 27.34 | 9.71 | 37.05 | 56.00 | -18.95 | QP |
| 4 | 0.6180 | 16.80 | 9.71 | 26.51 | 46.00 | -19.49 | AVG |
| 5 | 0.9060 | 26.71 | 9.74 | 36.45 | 56.00 | -19.55 | QP |
| 6 | 0.9060 | 15.30 | 9.74 | 25.04 | 46.00 | -20.96 | AVG |
| 7 | 1.7543 | 26.90 | 9.89 | 36.79 | 56.00 | -19.21 | QP |
| 8 | 1.7543 | 16.10 | 9.89 | 25.99 | 46.00 | -20.01 | AVG |
| 9 | 3.9143 | 28.78 | 9.99 | 38.77 | 56.00 | -17.23 | QP |
| 10 | 3.9143 | 17.30 | 9.99 | 27.29 | 46.00 | -18.71 | AVG |
| 11 * | 10.9050 | 37.34 | 10.20 | 47.54 | 60.00 | -12.46 | QP |
| 12 | 10.9050 | 26.80 | 10.20 | 37.00 | 50.00 | -13.00 | AVG |

| | | | |
|---------------|---|-------------------|---------|
| EUT | Smart Phone | Model Name | BAC-L23 |
| Temperature | 25°C | Relative Humidity | 53% |
| Test Voltage | AC 120V/60Hz | Phase | Line |
| Test Mode | USB copy(EUT with PC)+Idle+ Earphone | | |
| Note | USB Cable:Luxshare+Battery:SCUD+Earphone:Lianchuang | | |
| Test Engineer | Kevin Li | | |



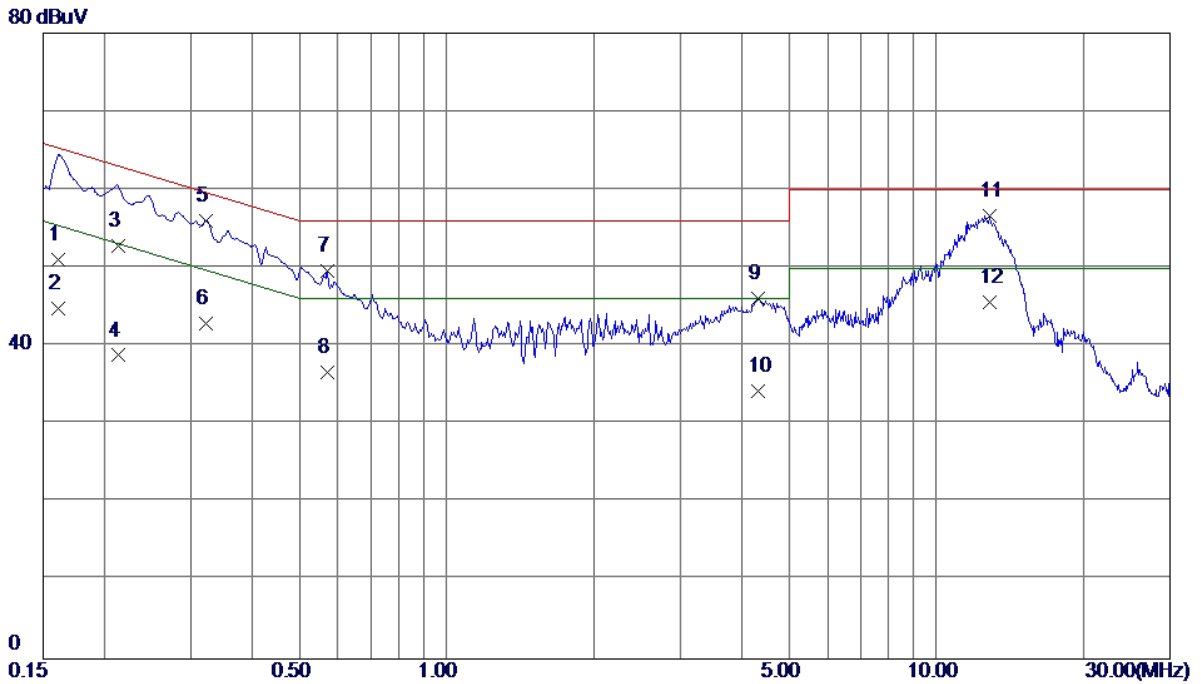
| No. | Freq. MHz | Reading Level dBuV | Correct Factor dB | Measure ment dBuV | Limit dBuV | Margin dB | Detector |
|-----|--------------|--------------------------|-------------------------|-------------------------|---------------|--------------|----------|
| 1 | 0.1725 | 35.09 | 9.66 | 44.75 | 64.84 | -20.09 | QP |
| 2 | 0.1725 | 26.10 | 9.66 | 35.76 | 54.84 | -19.08 | AVG |
| 3 | 0.6180 | 27.62 | 9.91 | 37.53 | 56.00 | -18.47 | QP |
| 4 | 0.6180 | 16.90 | 9.91 | 26.81 | 46.00 | -19.19 | AVG |
| 5 | 1.2683 | 26.75 | 10.04 | 36.79 | 56.00 | -19.21 | QP |
| 6 | 1.2683 | 15.80 | 10.04 | 25.84 | 46.00 | -20.16 | AVG |
| 7 | 3.9750 | 27.78 | 9.90 | 37.68 | 56.00 | -18.32 | QP |
| 8 | 3.9750 | 16.30 | 9.90 | 26.20 | 46.00 | -19.80 | AVG |
| 9 * | 11.0355 | 36.42 | 10.39 | 46.81 | 60.00 | -13.19 | QP |
| 10 | 11.0355 | 26.29 | 10.39 | 36.68 | 50.00 | -13.32 | AVG |
| 11 | 23.7975 | 31.07 | 10.62 | 41.69 | 60.00 | -18.31 | QP |
| 12 | 23.7975 | 24.10 | 10.62 | 34.72 | 50.00 | -15.28 | AVG |

| | | | |
|---------------|---|-------------------|---------|
| EUT | Smart Phone | Model Name | BAC-L23 |
| Temperature | 25°C | Relative Humidity | 53% |
| Test Voltage | AC 120V/60Hz | Phase | Neutral |
| Test Mode | USB copy(EUT with PC)+Idle+ Earphone | | |
| Note | USB Cable:Luxshare+Battery:SCUD+Earphone:Lianchuang | | |
| Test Engineer | Kevin Li | | |



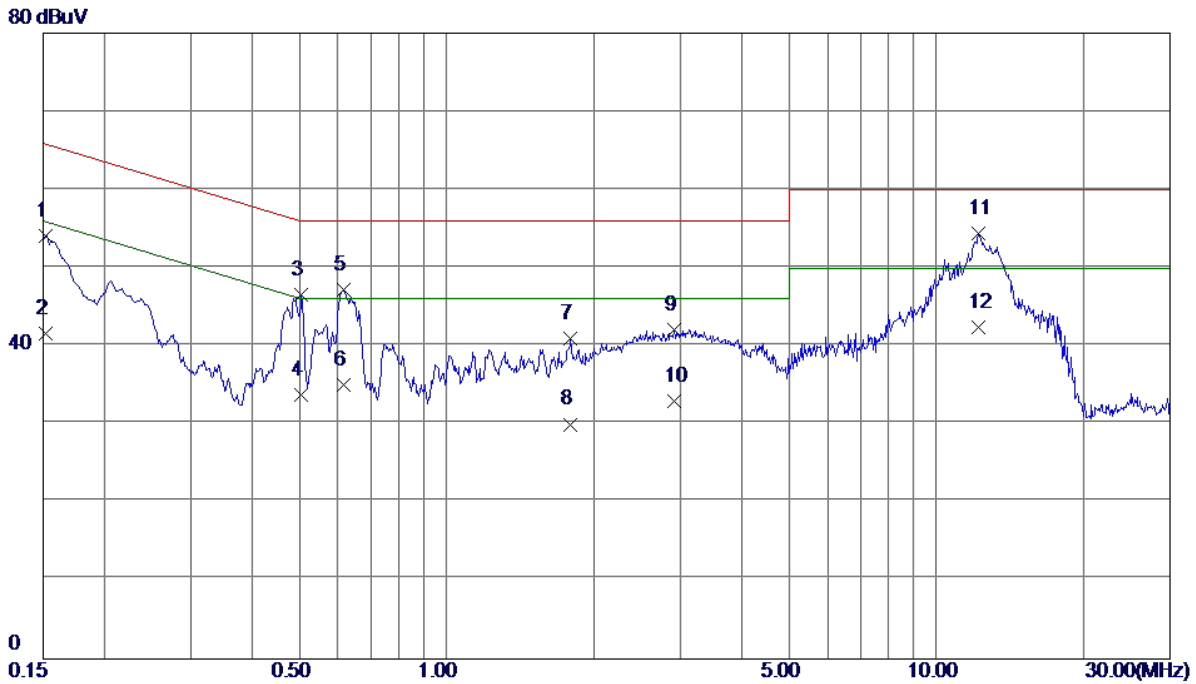
| No. | Freq. MHz | Reading Level dBuV | Correct Factor dB | Measure ment dBuV | Limit dBuV | Margin dB | Detector |
|------|--------------|--------------------------|-------------------------|-------------------------|---------------|--------------|----------|
| 1 | 0.1770 | 32.60 | 9.58 | 42.18 | 64.63 | -22.45 | QP |
| 2 | 0.1770 | 21.50 | 9.58 | 31.08 | 54.63 | -23.55 | AVG |
| 3 | 0.5437 | 26.96 | 9.70 | 36.66 | 56.00 | -19.34 | QP |
| 4 | 0.5437 | 15.80 | 9.70 | 25.50 | 46.00 | -20.50 | AVG |
| 5 | 1.2683 | 27.15 | 9.78 | 36.93 | 56.00 | -19.07 | QP |
| 6 | 1.2683 | 16.30 | 9.78 | 26.08 | 46.00 | -19.92 | AVG |
| 7 | 3.9143 | 28.98 | 9.99 | 38.97 | 56.00 | -17.03 | QP |
| 8 | 3.9143 | 18.10 | 9.99 | 28.09 | 46.00 | -17.91 | AVG |
| 9 | 11.0355 | 37.08 | 10.21 | 47.29 | 60.00 | -12.71 | QP |
| 10 * | 11.0355 | 27.29 | 10.21 | 37.50 | 50.00 | -12.50 | AVG |
| 11 | 23.7953 | 31.06 | 10.62 | 41.68 | 60.00 | -18.32 | QP |
| 12 | 23.7953 | 22.10 | 10.62 | 32.72 | 50.00 | -17.28 | AVG |

| | | | |
|---------------|--|-------------------|---------|
| EUT | Smart Phone | Model Name | BAC-L23 |
| Temperature | 25°C | Relative Humidity | 53% |
| Test Voltage | AC 120V/60Hz | Phase | Line |
| Test Mode | Adapter+Idle+BT+WIFI+GPS+Camera on+Earphone | | |
| Note | Adapter:BYD+USB Cable:Foxconn+Battery:DESAY+Earphone:Lianchuang | | |
| Test Engineer | Kevin Li | | |



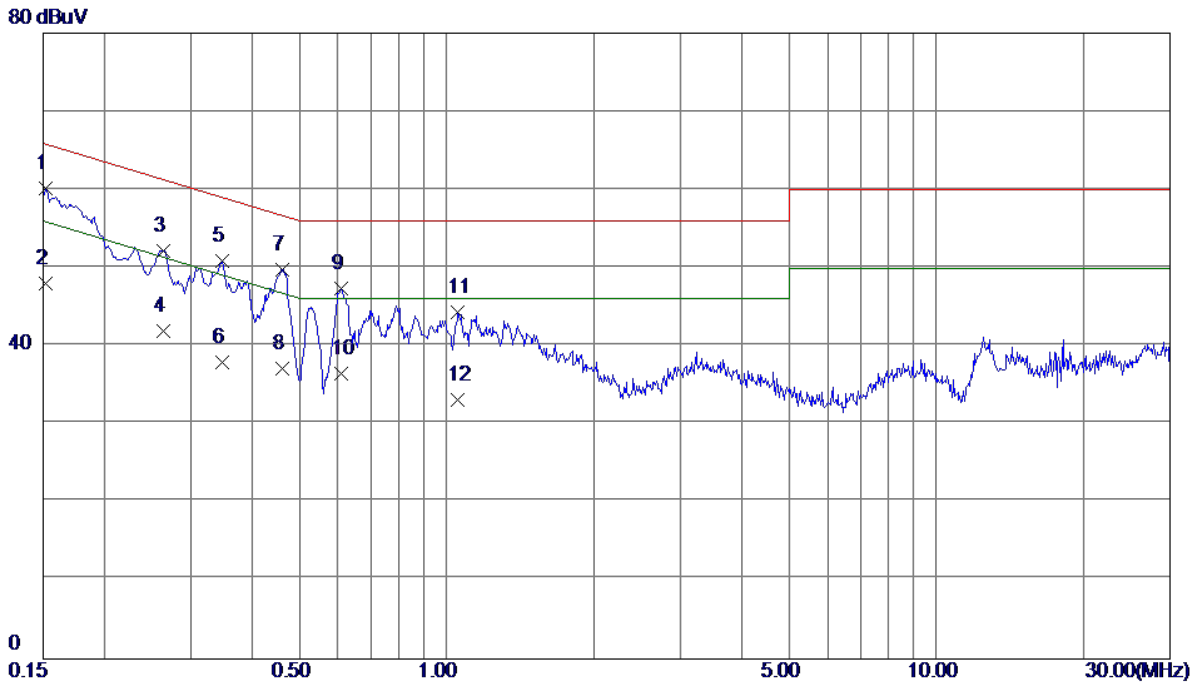
| No. | Freq. MHz | Reading Level dBuV | Correct Factor dB | Measurement dBuV | Limit dBuV | Margin dB | Detector |
|------|-----------|--------------------|-------------------|------------------|------------|-----------|----------|
| 1 | 0.1613 | 41.40 | 9.65 | 51.05 | 65.40 | -14.35 | QP |
| 2 | 0.1613 | 35.10 | 9.65 | 44.75 | 55.40 | -10.65 | AVG |
| 3 | 0.2130 | 43.10 | 9.70 | 52.80 | 63.09 | -10.29 | QP |
| 4 | 0.2130 | 29.10 | 9.70 | 38.80 | 53.09 | -14.29 | AVG |
| 5 | 0.3232 | 46.19 | 9.83 | 56.02 | 59.62 | -3.60 | QP |
| 6 | 0.3232 | 33.10 | 9.83 | 42.93 | 49.62 | -6.69 | AVG |
| 7 | 0.5707 | 39.68 | 9.88 | 49.56 | 56.00 | -6.44 | QP |
| 8 | 0.5707 | 26.80 | 9.88 | 36.68 | 46.00 | -9.32 | AVG |
| 9 | 4.3170 | 36.12 | 9.92 | 46.04 | 56.00 | -9.96 | QP |
| 10 | 4.3170 | 24.30 | 9.92 | 34.22 | 46.00 | -11.78 | AVG |
| 11 * | 12.8513 | 46.21 | 10.45 | 56.66 | 60.00 | -3.34 | QP |
| 12 | 12.8513 | 35.10 | 10.45 | 45.55 | 50.00 | -4.45 | AVG |

| | | | |
|---------------|--|-------------------|---------|
| EUT | Smart Phone | Model Name | BAC-L23 |
| Temperature | 25°C | Relative Humidity | 53% |
| Test Voltage | AC 120V/60Hz | Phase | Neutral |
| Test Mode | Adapter+Idle+BT+WIFI+GPS+Camera on+Earphone | | |
| Note | Adapter:BYD+USB Cable:Foxconn+Battery:DESAY+Earphone:Lianchuang | | |
| Test Engineer | Kevin Li | | |



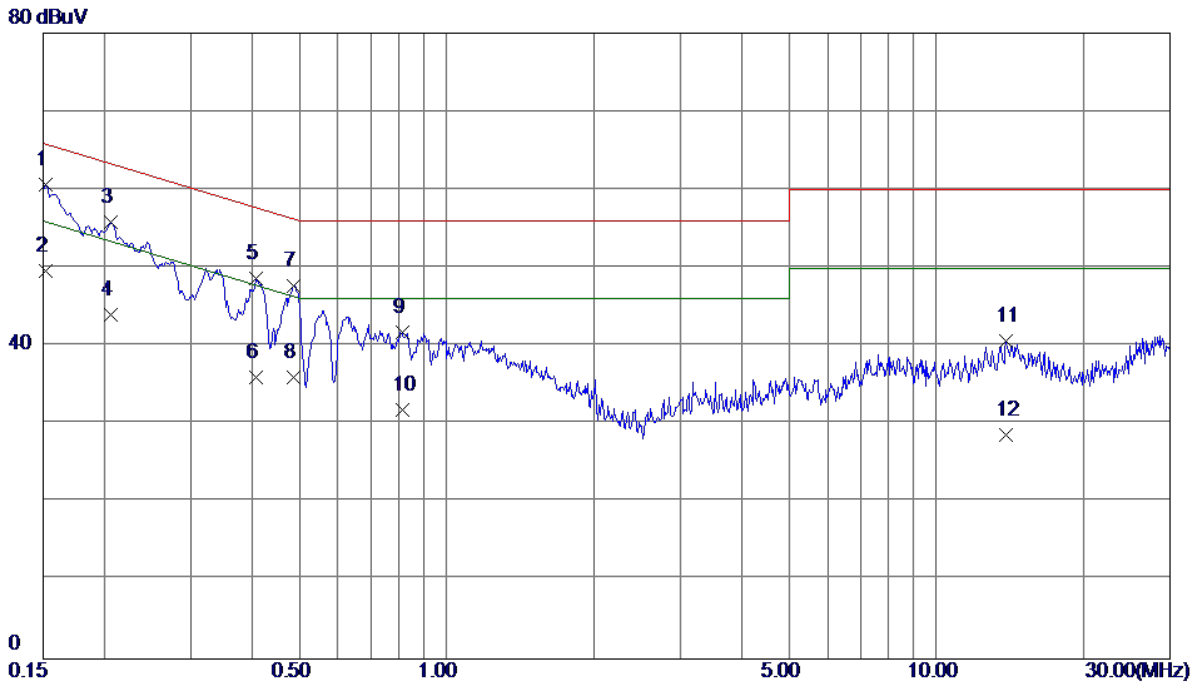
| No. | Freq. MHz | Reading Level dBuV | Correct Factor dB | Measure ment dBuV | Limit dBuV | Margin dB | Detector |
|------|--------------|--------------------------|-------------------------|-------------------------|---------------|--------------|----------|
| 1 | 0.1522 | 44.58 | 9.55 | 54.13 | 65.88 | -11.75 | QP |
| 2 | 0.1522 | 32.10 | 9.55 | 41.65 | 55.88 | -14.23 | AVG |
| 3 | 0.5055 | 36.91 | 9.70 | 46.61 | 56.00 | -9.39 | QP |
| 4 | 0.5055 | 24.10 | 9.70 | 33.80 | 46.00 | -12.20 | AVG |
| 5 | 0.6157 | 37.45 | 9.71 | 47.16 | 56.00 | -8.84 | QP |
| 6 | 0.6157 | 25.30 | 9.71 | 35.01 | 46.00 | -10.99 | AVG |
| 7 | 1.7925 | 31.11 | 9.90 | 41.01 | 56.00 | -14.99 | QP |
| 8 | 1.7925 | 20.10 | 9.90 | 30.00 | 46.00 | -16.00 | AVG |
| 9 | 2.9130 | 32.18 | 9.87 | 42.05 | 56.00 | -13.95 | QP |
| 10 | 2.9130 | 23.10 | 9.87 | 32.97 | 46.00 | -13.03 | AVG |
| 11 * | 12.2123 | 44.16 | 10.27 | 54.43 | 60.00 | -5.57 | QP |
| 12 | 12.2123 | 32.10 | 10.27 | 42.37 | 50.00 | -7.63 | AVG |

| | | | |
|---------------|--|-------------------|---------|
| EUT | Smart Phone | Model Name | BAC-L23 |
| Temperature | 25°C | Relative Humidity | 53% |
| Test Voltage | AC 120V/60Hz | Phase | Line |
| Test Mode | Adapter+Idle+BT+WIFI+GPS+Camera on+Earphone | | |
| Note | Adapter:Salcomp+USB Cable:Foxconn+Battery:DESAY+Earphone:Lianchuang | | |
| Test Engineer | Kevin Li | | |



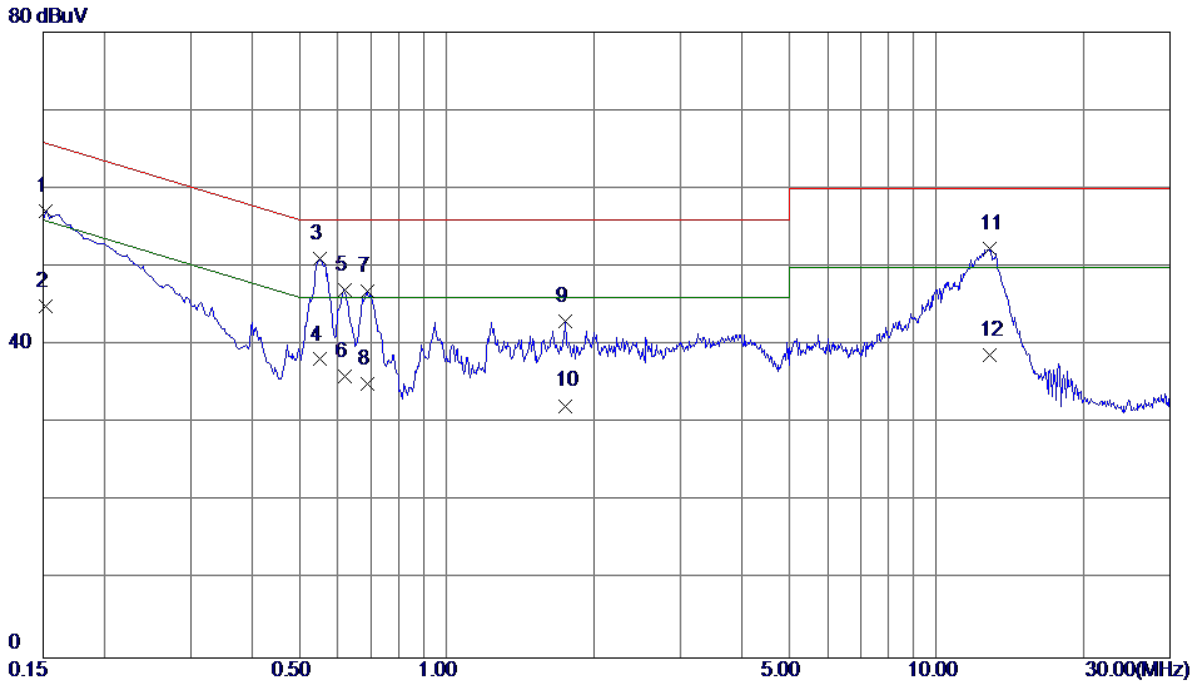
| No. | Freq. MHz | Reading Level dBuV | Correct Factor dB | Measurement dBuV | Limit dBuV | Margin dB | Detector |
|-----|-----------|--------------------|-------------------|------------------|------------|-----------|----------|
| 1 * | 0.1522 | 50.53 | 9.65 | 60.18 | 65.88 | -5.70 | QP |
| 2 | 0.1522 | 38.30 | 9.65 | 47.95 | 55.88 | -7.93 | AVG |
| 3 | 0.2647 | 42.44 | 9.78 | 52.22 | 61.28 | -9.06 | QP |
| 4 | 0.2647 | 32.10 | 9.78 | 41.88 | 51.28 | -9.40 | AVG |
| 5 | 0.3480 | 40.94 | 9.88 | 50.82 | 59.01 | -8.19 | QP |
| 6 | 0.3480 | 28.10 | 9.88 | 37.98 | 49.01 | -11.03 | AVG |
| 7 | 0.4605 | 39.98 | 9.80 | 49.78 | 56.68 | -6.90 | QP |
| 8 | 0.4605 | 27.30 | 9.80 | 37.10 | 46.68 | -9.58 | AVG |
| 9 | 0.6090 | 37.39 | 9.91 | 47.30 | 56.00 | -8.70 | QP |
| 10 | 0.6090 | 26.50 | 9.91 | 36.41 | 46.00 | -9.59 | AVG |
| 11 | 1.0545 | 34.40 | 9.97 | 44.37 | 56.00 | -11.63 | QP |
| 12 | 1.0545 | 23.10 | 9.97 | 33.07 | 46.00 | -12.93 | AVG |

| | | | |
|---------------|--|-------------------|---------|
| EUT | Smart Phone | Model Name | BAC-L23 |
| Temperature | 25°C | Relative Humidity | 53% |
| Test Voltage | AC 120V/60Hz | Phase | Neutral |
| Test Mode | Adapter+Idle+BT+WIFI+GPS+Camera on+Earphone | | |
| Note | Adapter:Salcomp+USB Cable:Foxconn+Battery:DESAY+Earphone:Lianchuang | | |
| Test Engineer | Kevin Li | | |



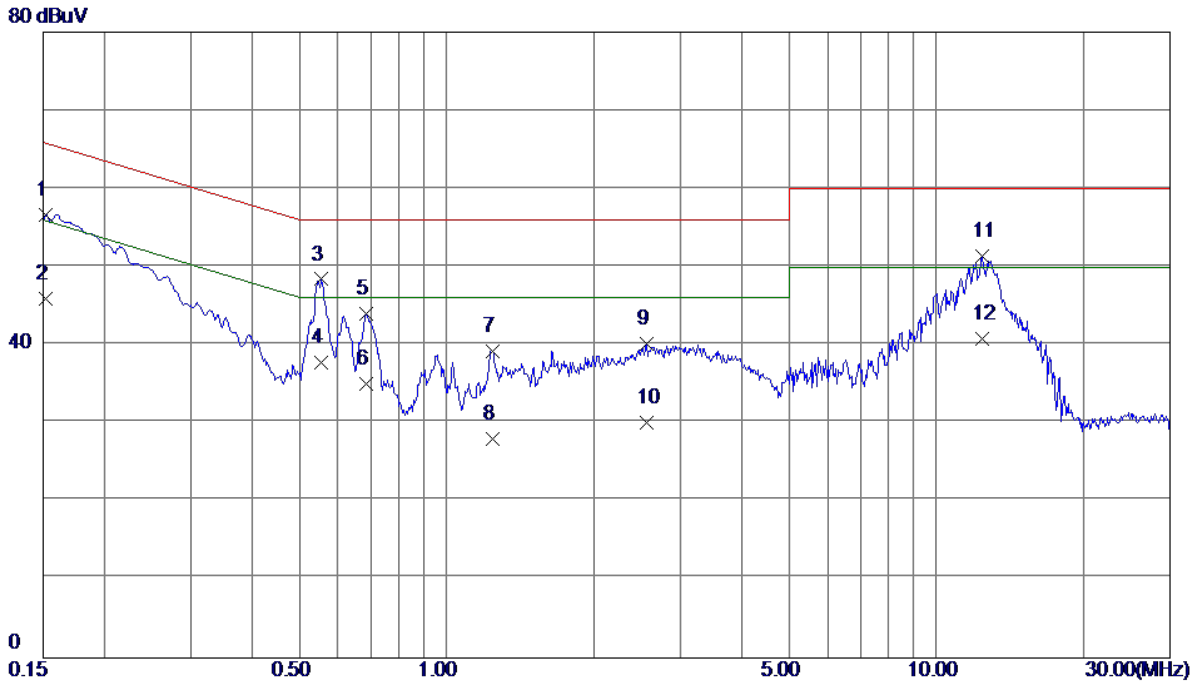
| No. | Freq. MHz | Reading Level dBuV | Correct Factor dB | Measurement dBuV | Limit dBuV | Margin dB | Detector |
|-----|-----------|--------------------|-------------------|------------------|------------|-----------|----------|
| 1 * | 0.1522 | 51.04 | 9.55 | 60.59 | 65.88 | -5.29 | QP |
| 2 | 0.1522 | 40.10 | 9.55 | 49.65 | 55.88 | -6.23 | AVG |
| 3 | 0.2063 | 46.15 | 9.67 | 55.82 | 63.35 | -7.53 | QP |
| 4 | 0.2063 | 34.30 | 9.67 | 43.97 | 53.35 | -9.38 | AVG |
| 5 | 0.4087 | 38.92 | 9.69 | 48.61 | 57.67 | -9.06 | QP |
| 6 | 0.4087 | 26.30 | 9.69 | 35.99 | 47.67 | -11.68 | AVG |
| 7 | 0.4875 | 38.04 | 9.70 | 47.74 | 56.21 | -8.47 | QP |
| 8 | 0.4875 | 26.30 | 9.70 | 36.00 | 46.21 | -10.21 | AVG |
| 9 | 0.8115 | 32.10 | 9.73 | 41.83 | 56.00 | -14.17 | QP |
| 10 | 0.8115 | 22.10 | 9.73 | 31.83 | 46.00 | -14.17 | AVG |
| 11 | 13.8638 | 30.27 | 10.36 | 40.63 | 60.00 | -19.37 | QP |
| 12 | 13.8638 | 18.29 | 10.36 | 28.65 | 50.00 | -21.35 | AVG |

| | | | |
|---------------|---|-------------------|---------|
| EUT | Smart Phone | Model Name | BAC-L23 |
| Temperature | 25°C | Relative Humidity | 53% |
| Test Voltage | AC 120V/60Hz | Phase | Line |
| Test Mode | Adapter+Idle+Playing+Speaker | | |
| Note | Adapter:BYD+USB Cable:Foxconn+Battery:DESAY | | |
| Test Engineer | Kevin Li | | |



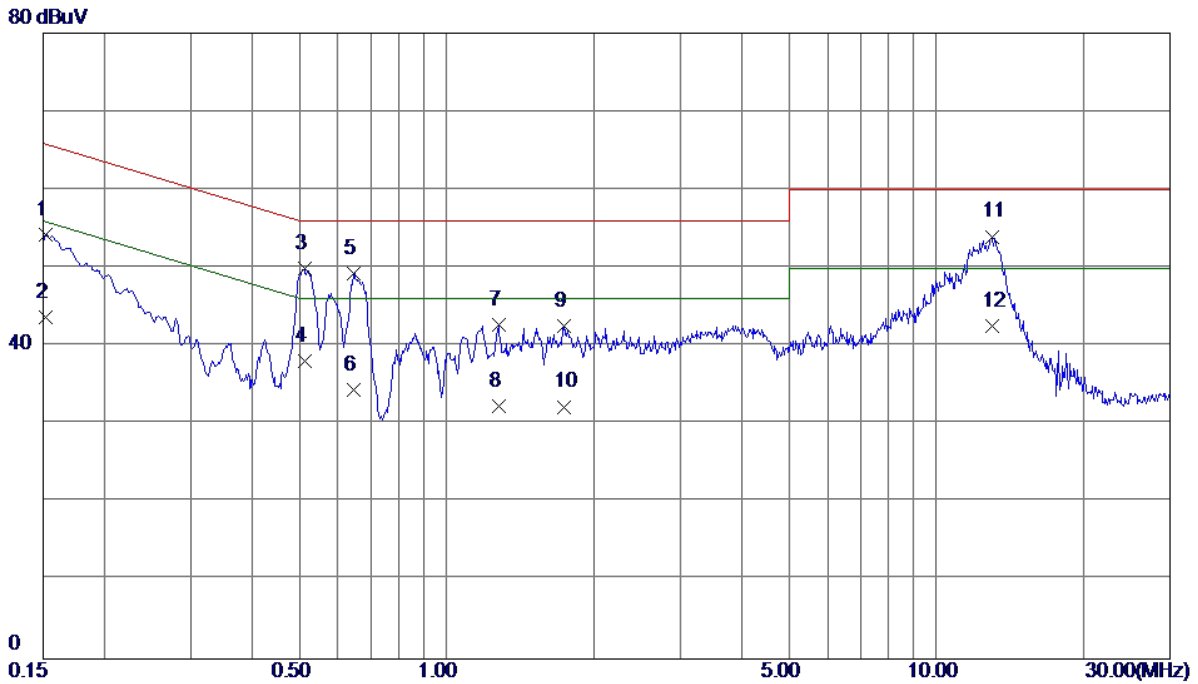
| No. | Freq. MHz | Reading Level dBuV | Correct Factor dB | Measurement dBuV | Limit dBuV | Margin dB | Detector |
|-----|-----------|--------------------|-------------------|------------------|------------|-----------|----------|
| 1 | 0.1522 | 47.53 | 9.65 | 57.18 | 65.88 | -8.70 | QP |
| 2 | 0.1522 | 35.30 | 9.65 | 44.95 | 55.88 | -10.93 | AVG |
| 3 * | 0.5505 | 41.23 | 9.86 | 51.09 | 56.00 | -4.91 | QP |
| 4 | 0.5505 | 28.30 | 9.86 | 38.16 | 46.00 | -7.84 | AVG |
| 5 | 0.6180 | 37.11 | 9.91 | 47.02 | 56.00 | -8.98 | QP |
| 6 | 0.6180 | 26.10 | 9.91 | 36.01 | 46.00 | -9.99 | AVG |
| 7 | 0.6877 | 36.97 | 9.92 | 46.89 | 56.00 | -9.11 | QP |
| 8 | 0.6877 | 25.10 | 9.92 | 35.02 | 46.00 | -10.98 | AVG |
| 9 | 1.7475 | 33.12 | 9.94 | 43.06 | 56.00 | -12.94 | QP |
| 10 | 1.7475 | 22.30 | 9.94 | 32.24 | 46.00 | -13.76 | AVG |
| 11 | 12.8377 | 41.92 | 10.45 | 52.37 | 60.00 | -7.63 | QP |
| 12 | 12.8377 | 28.30 | 10.45 | 38.75 | 50.00 | -11.25 | AVG |

| | | | |
|---------------|---|-------------------|---------|
| EUT | Smart Phone | Model Name | BAC-L23 |
| Temperature | 25°C | Relative Humidity | 53% |
| Test Voltage | AC 120V/60Hz | Phase | Neutral |
| Test Mode | Adapter+Idle+Playing+Speaker | | |
| Note | Adapter:BYD+USB Cable:Foxconn+Battery:DESAY | | |
| Test Engineer | Kevin Li | | |



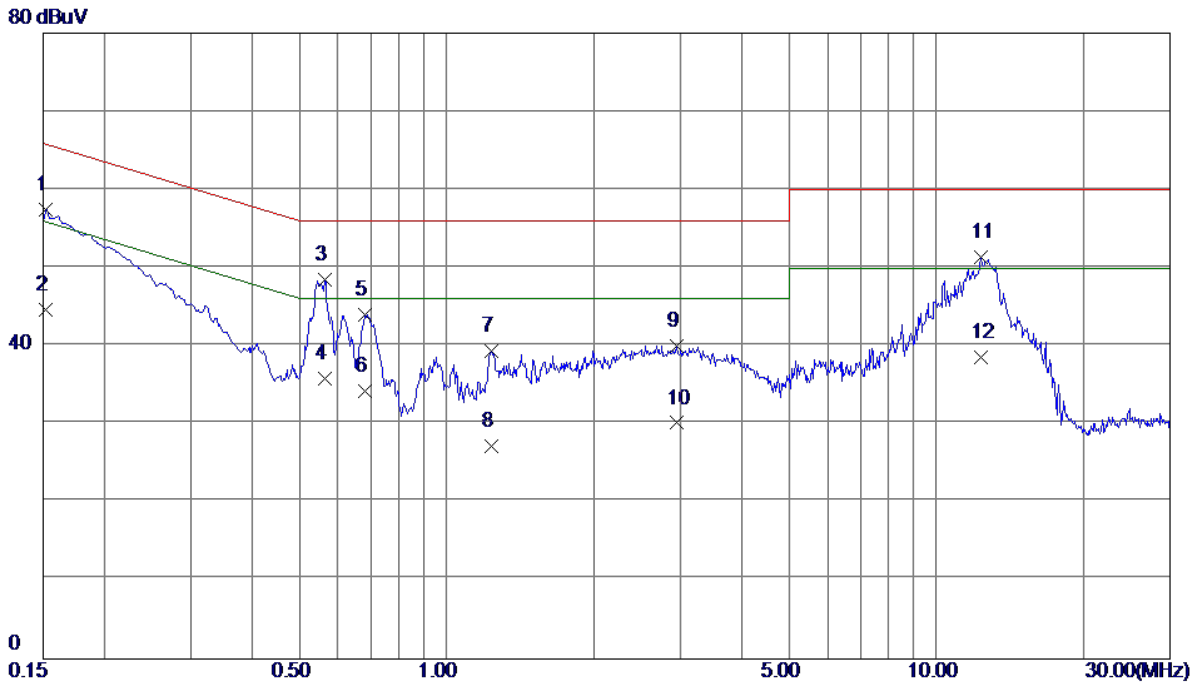
| No. | Freq. MHz | Reading Level dBuV | Correct Factor dB | Measurement dBuV | Limit dBuV | Margin dB | Detector |
|-----|-----------|--------------------|-------------------|------------------|------------|-----------|----------|
| 1 | 0.1522 | 47.11 | 9.55 | 56.66 | 65.88 | -9.22 | QP |
| 2 | 0.1522 | 36.30 | 9.55 | 45.85 | 55.88 | -10.03 | AVG |
| 3 * | 0.5550 | 38.69 | 9.71 | 48.40 | 56.00 | -7.60 | QP |
| 4 | 0.5550 | 28.10 | 9.71 | 37.81 | 46.00 | -8.19 | AVG |
| 5 | 0.6832 | 34.34 | 9.72 | 44.06 | 56.00 | -11.94 | QP |
| 6 | 0.6832 | 25.30 | 9.72 | 35.02 | 46.00 | -10.98 | AVG |
| 7 | 1.2390 | 29.44 | 9.77 | 39.21 | 56.00 | -16.79 | QP |
| 8 | 1.2390 | 18.30 | 9.77 | 28.07 | 46.00 | -17.93 | AVG |
| 9 | 2.5553 | 30.20 | 9.92 | 40.12 | 56.00 | -15.88 | QP |
| 10 | 2.5553 | 20.11 | 9.92 | 30.03 | 46.00 | -15.97 | AVG |
| 11 | 12.4170 | 41.12 | 10.28 | 51.40 | 60.00 | -8.60 | QP |
| 12 | 12.4170 | 30.50 | 10.28 | 40.78 | 50.00 | -9.22 | AVG |

| | | | |
|---------------|--|-------------------|---------|
| EUT | Smart Phone | Model Name | BAC-L23 |
| Temperature | 25°C | Relative Humidity | 53% |
| Test Voltage | AC 120V/60Hz | Phase | Line |
| Test Mode | Adapter+Traffic (GSM)+ Earphone | | |
| Note | Adapter:BYD+USB Cable:Foxconn+Battery:DESAY+Earphone:Lianchuang | | |
| Test Engineer | Kevin Li | | |



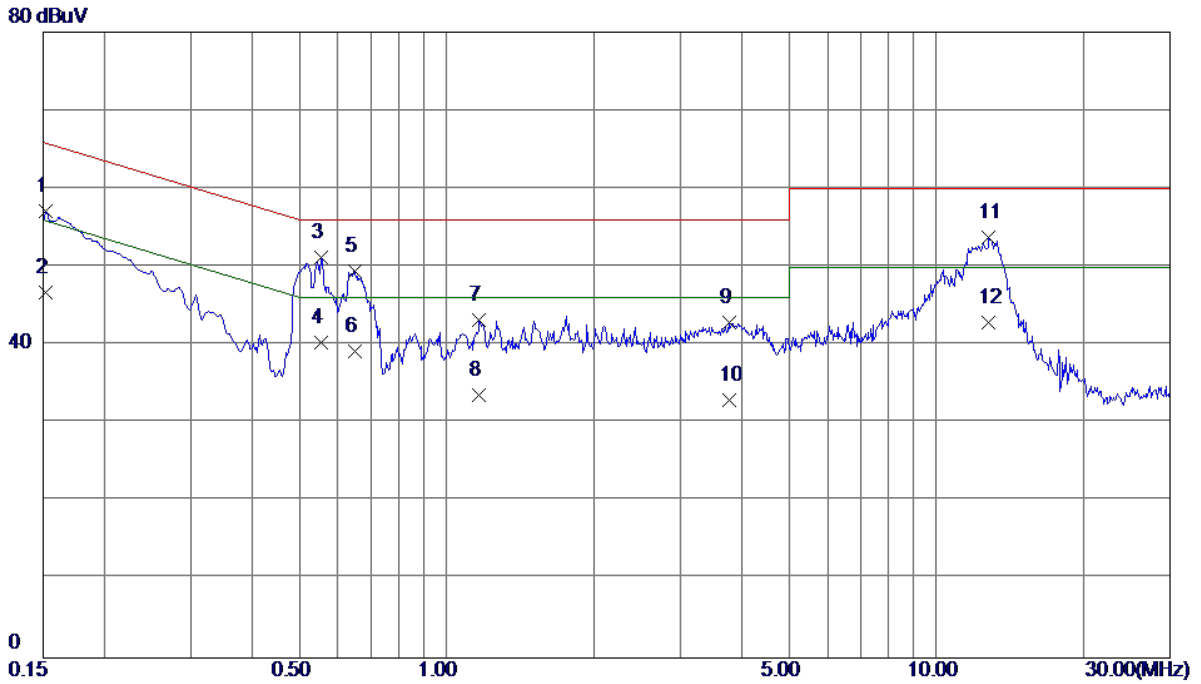
| No. | Freq. MHz | Reading Level dBuV | Correct Factor dB | Measure ment dBuV | Limit dBuV | Margin dB | Detector |
|------|--------------|--------------------------|-------------------------|-------------------------|---------------|--------------|----------|
| 1 | 0.1522 | 44.56 | 9.65 | 54.21 | 65.88 | -11.67 | QP |
| 2 | 0.1522 | 34.10 | 9.65 | 43.75 | 55.88 | -12.13 | AVG |
| 3 | 0.5122 | 40.04 | 9.81 | 49.85 | 56.00 | -6.15 | QP |
| 4 | 0.5122 | 28.30 | 9.81 | 38.11 | 46.00 | -7.89 | AVG |
| 5 | 0.6472 | 39.43 | 9.91 | 49.34 | 56.00 | -6.66 | QP |
| 6 | 0.6472 | 24.50 | 9.91 | 34.41 | 46.00 | -11.59 | AVG |
| 7 | 1.2750 | 32.64 | 10.03 | 42.67 | 56.00 | -13.33 | QP |
| 8 | 1.2750 | 22.31 | 10.03 | 32.34 | 46.00 | -13.66 | AVG |
| 9 | 1.7318 | 32.58 | 9.94 | 42.52 | 56.00 | -13.48 | QP |
| 10 | 1.7318 | 22.30 | 9.94 | 32.24 | 46.00 | -13.76 | AVG |
| 11 * | 12.9795 | 43.55 | 10.45 | 54.00 | 60.00 | -6.00 | QP |
| 12 | 12.9795 | 32.10 | 10.45 | 42.55 | 50.00 | -7.45 | AVG |

| | | | |
|---------------|--|-------------------|---------|
| EUT | Smart Phone | Model Name | BAC-L23 |
| Temperature | 25°C | Relative Humidity | 53% |
| Test Voltage | AC 120V/60Hz | Phase | Neutral |
| Test Mode | Adapter+Traffic (GSM)+ Earphone | | |
| Note | Adapter:BYD+USB Cable:Foxconn+Battery:DESAY+Earphone:Lianchuang | | |
| Test Engineer | Kevin Li | | |



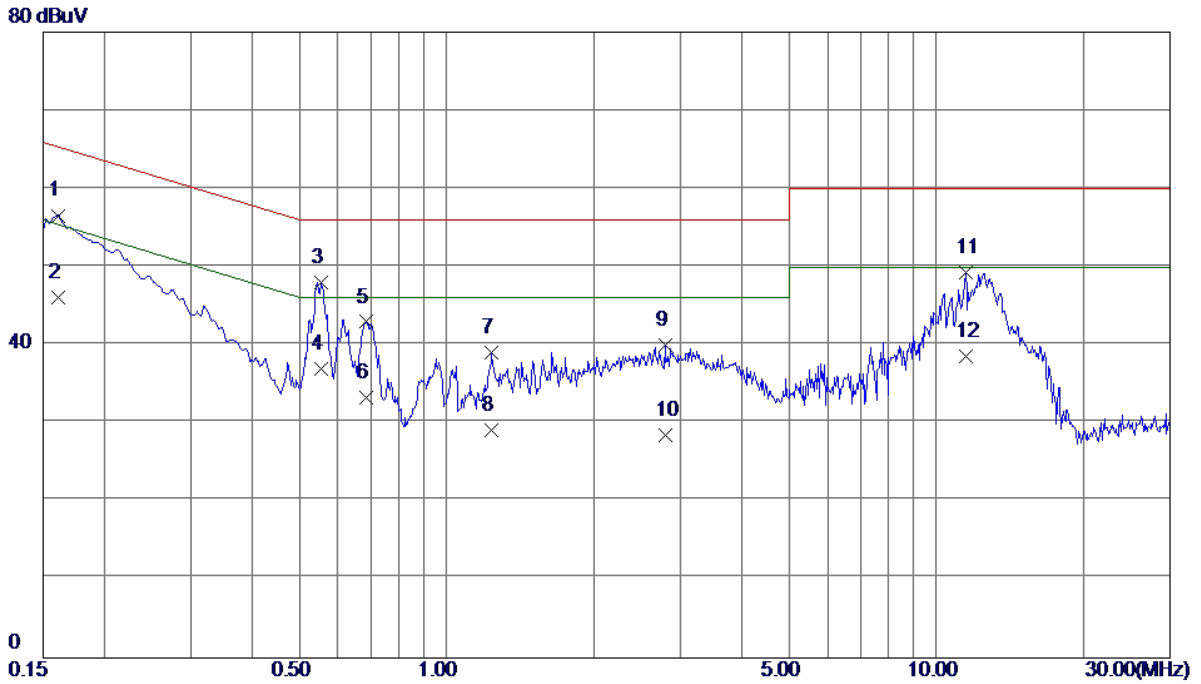
| No. | Freq. MHz | Reading Level dBuV | Correct Factor dB | Measure ment dBuV | Limit dBuV | Margin dB | Detector |
|-----|--------------|--------------------------|-------------------------|-------------------------|---------------|--------------|----------|
| 1 | 0.1522 | 47.91 | 9.55 | 57.46 | 65.88 | -8.42 | QP |
| 2 | 0.1522 | 35.10 | 9.55 | 44.65 | 55.88 | -11.23 | AVG |
| 3 * | 0.5639 | 38.70 | 9.71 | 48.41 | 56.00 | -7.59 | QP |
| 4 | 0.5639 | 26.10 | 9.71 | 35.81 | 46.00 | -10.19 | AVG |
| 5 | 0.6809 | 34.21 | 9.72 | 43.93 | 56.00 | -12.07 | QP |
| 6 | 0.6809 | 24.50 | 9.72 | 34.22 | 46.00 | -11.78 | AVG |
| 7 | 1.2323 | 29.66 | 9.77 | 39.43 | 56.00 | -16.57 | QP |
| 8 | 1.2323 | 17.50 | 9.77 | 27.27 | 46.00 | -18.73 | AVG |
| 9 | 2.9468 | 30.18 | 9.86 | 40.04 | 56.00 | -15.96 | QP |
| 10 | 2.9468 | 20.30 | 9.86 | 30.16 | 46.00 | -15.84 | AVG |
| 11 | 12.3135 | 41.04 | 10.27 | 51.31 | 60.00 | -8.69 | QP |
| 12 | 12.3135 | 28.30 | 10.27 | 38.57 | 50.00 | -11.43 | AVG |

| | | | |
|---------------|---|-------------------|---------|
| EUT | Smart Phone | Model Name | BAC-L23 |
| Temperature | 25°C | Relative Humidity | 53% |
| Test Voltage | AC 120V/60Hz | Phase | Line |
| Test Mode | Adapter+Traffic (WCDMA) | | |
| Note | Adapter:BYD+USB Cable:Foxconn+Battery:DESAY | | |
| Test Engineer | Kevin Li | | |



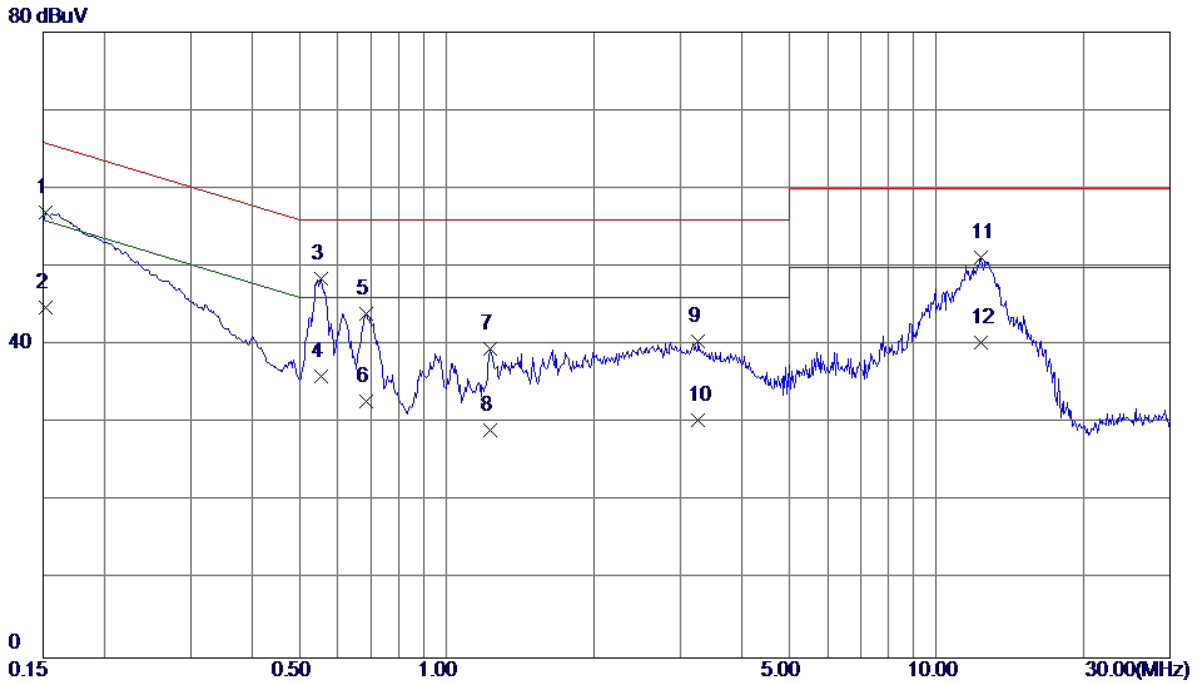
| No. | Freq. MHz | Reading Level dBuV | Correct Factor dB | Measurement dBuV | Limit dBuV | Margin dB | Detector |
|-----|-----------|--------------------|-------------------|------------------|------------|-----------|----------|
| 1 | 0.1522 | 47.43 | 9.65 | 57.08 | 65.88 | -8.80 | QP |
| 2 | 0.1522 | 37.10 | 9.65 | 46.75 | 55.88 | -9.13 | AVG |
| 3 * | 0.5550 | 41.28 | 9.86 | 51.14 | 56.00 | -4.86 | QP |
| 4 | 0.5550 | 30.51 | 9.86 | 40.37 | 46.00 | -5.63 | AVG |
| 5 | 0.6495 | 39.51 | 9.91 | 49.42 | 56.00 | -6.58 | QP |
| 6 | 0.6495 | 29.30 | 9.91 | 39.21 | 46.00 | -6.79 | AVG |
| 7 | 1.1670 | 33.09 | 10.04 | 43.13 | 56.00 | -12.87 | QP |
| 8 | 1.1670 | 23.49 | 10.04 | 33.53 | 46.00 | -12.47 | AVG |
| 9 | 3.7748 | 33.04 | 9.89 | 42.93 | 56.00 | -13.07 | QP |
| 10 | 3.7748 | 23.10 | 9.89 | 32.99 | 46.00 | -13.01 | AVG |
| 11 | 12.7995 | 43.26 | 10.45 | 53.71 | 60.00 | -6.29 | QP |
| 12 | 12.7995 | 32.50 | 10.45 | 42.95 | 50.00 | -7.05 | AVG |

| | | | |
|---------------|---|-------------------|---------|
| EUT | Smart Phone | Model Name | BAC-L23 |
| Temperature | 25°C | Relative Humidity | 53% |
| Test Voltage | AC 120V/60Hz | Phase | Neutral |
| Test Mode | Adapter+Traffic (WCDMA) | | |
| Note | Adapter:BYD+USB Cable:Foxconn+Battery:DESAY | | |
| Test Engineer | Kevin Li | | |



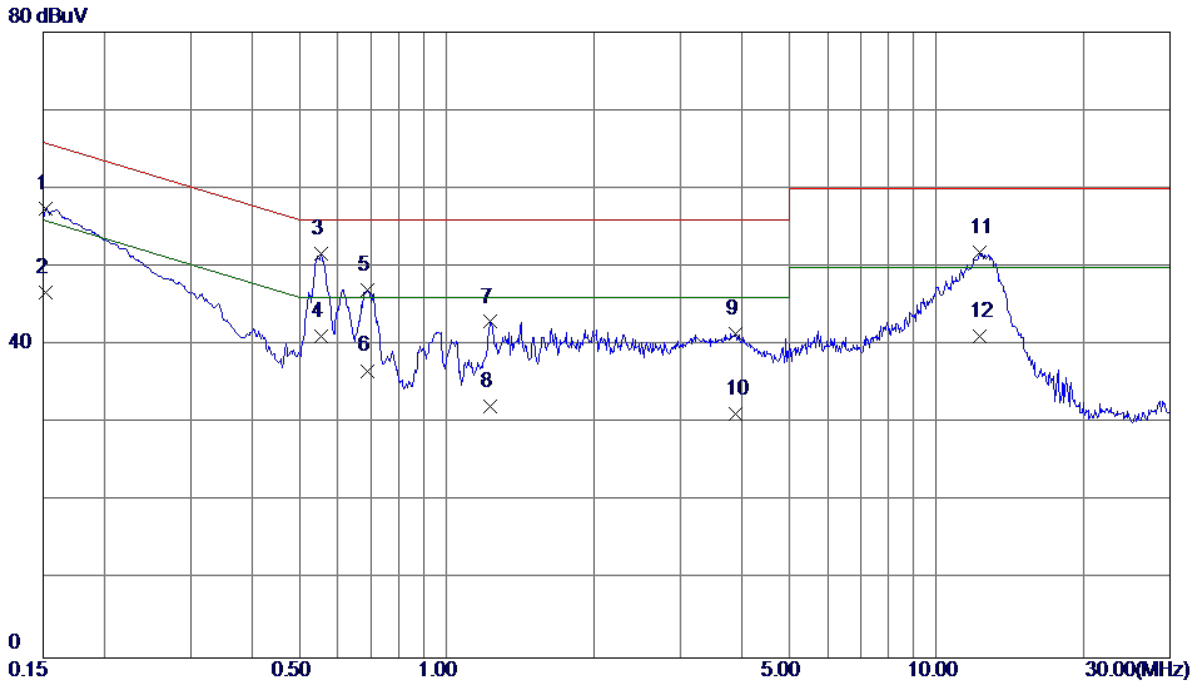
| No. | Freq. MHz | Reading Level dBuV | Correct Factor dB | Measure ment dBuV | Limit dBuV | Margin dB | Detector |
|-----|--------------|--------------------------|-------------------------|-------------------------|---------------|--------------|----------|
| 1 | 0.1613 | 47.01 | 9.55 | 56.56 | 65.40 | -8.84 | QP |
| 2 | 0.1613 | 36.50 | 9.55 | 46.05 | 55.40 | -9.35 | AVG |
| 3 * | 0.5550 | 38.30 | 9.71 | 48.01 | 56.00 | -7.99 | QP |
| 4 | 0.5550 | 27.30 | 9.71 | 37.01 | 46.00 | -8.99 | AVG |
| 5 | 0.6832 | 33.24 | 9.72 | 42.96 | 56.00 | -13.04 | QP |
| 6 | 0.6832 | 23.50 | 9.72 | 33.22 | 46.00 | -12.78 | AVG |
| 7 | 1.2368 | 29.23 | 9.77 | 39.00 | 56.00 | -17.00 | QP |
| 8 | 1.2368 | 19.30 | 9.77 | 29.07 | 46.00 | -16.93 | AVG |
| 9 | 2.7915 | 30.04 | 9.89 | 39.93 | 56.00 | -16.07 | QP |
| 10 | 2.7915 | 18.60 | 9.89 | 28.49 | 46.00 | -17.51 | AVG |
| 11 | 11.4698 | 39.00 | 10.23 | 49.23 | 60.00 | -10.77 | QP |
| 12 | 11.4698 | 28.30 | 10.23 | 38.53 | 50.00 | -11.47 | AVG |

| | | | |
|---------------|---|-------------------|---------|
| EUT | Smart Phone | Model Name | BAC-L23 |
| Temperature | 25°C | Relative Humidity | 53% |
| Test Voltage | AC 120V/60Hz | Phase | Neutral |
| Test Mode | Adapter+Traffic (LTE) | | |
| Note | Adapter:BYD+USB Cable:Foxconn+Battery:DESAY | | |
| Test Engineer | Kevin Li | | |



| No. | Freq. MHz | Reading Level dBuV | Correct Factor dB | Measurement dBuV | Limit dBuV | Margin dB | Detector |
|-----|-----------|--------------------|-------------------|------------------|------------|-----------|----------|
| 1 | 0.1522 | 47.33 | 9.55 | 56.88 | 65.88 | -9.00 | QP |
| 2 | 0.1522 | 35.30 | 9.55 | 44.85 | 55.88 | -11.03 | AVG |
| 3 * | 0.5550 | 38.76 | 9.71 | 48.47 | 56.00 | -7.53 | QP |
| 4 | 0.5550 | 26.30 | 9.71 | 36.01 | 46.00 | -9.99 | AVG |
| 5 | 0.6855 | 34.26 | 9.72 | 43.98 | 56.00 | -12.02 | QP |
| 6 | 0.6855 | 23.10 | 9.72 | 32.82 | 46.00 | -13.18 | AVG |
| 7 | 1.2278 | 29.70 | 9.77 | 39.47 | 56.00 | -16.53 | QP |
| 8 | 1.2278 | 19.30 | 9.77 | 29.07 | 46.00 | -16.93 | AVG |
| 9 | 3.2595 | 30.63 | 9.89 | 40.52 | 56.00 | -15.48 | QP |
| 10 | 3.2595 | 20.51 | 9.89 | 30.40 | 46.00 | -15.60 | AVG |
| 11 | 12.3225 | 40.86 | 10.28 | 51.14 | 60.00 | -8.86 | QP |
| 12 | 12.3225 | 30.09 | 10.28 | 40.37 | 50.00 | -9.63 | AVG |

| | | | |
|---------------|-----------------------|-------------------|---------|
| EUT | Smart Phone | Model Name | BAC-L23 |
| Temperature | 25°C | Relative Humidity | 53% |
| Test Voltage | AC 120V/60Hz | Phase | Line |
| Test Mode | Adapter+Traffic (LTE) | | |
| Test Engineer | Kevin Li | | |



| No. | Freq. MHz | Reading Level dBuV | Correct Factor dB | Measurement dBuV | Limit dBuV | Margin dB | Detector |
|-----|-----------|--------------------|-------------------|------------------|------------|-----------|----------|
| 1 | 0.1522 | 47.78 | 9.65 | 57.43 | 65.88 | -8.45 | QP |
| 2 | 0.1522 | 37.10 | 9.65 | 46.75 | 55.88 | -9.13 | AVG |
| 3 * | 0.5550 | 41.75 | 9.86 | 51.61 | 56.00 | -4.39 | QP |
| 4 | 0.5550 | 31.31 | 9.86 | 41.17 | 46.00 | -4.83 | AVG |
| 5 | 0.6877 | 37.16 | 9.92 | 47.08 | 56.00 | -8.92 | QP |
| 6 | 0.6877 | 26.80 | 9.92 | 36.72 | 46.00 | -9.28 | AVG |
| 7 | 1.2300 | 32.91 | 10.05 | 42.96 | 56.00 | -13.04 | QP |
| 8 | 1.2300 | 22.10 | 10.05 | 32.15 | 46.00 | -13.85 | AVG |
| 9 | 3.8873 | 31.48 | 9.90 | 41.38 | 56.00 | -14.62 | QP |
| 10 | 3.8873 | 21.30 | 9.90 | 31.20 | 46.00 | -14.80 | AVG |
| 11 | 12.2640 | 41.46 | 10.43 | 51.89 | 60.00 | -8.11 | QP |
| 12 | 12.2640 | 30.65 | 10.43 | 41.08 | 50.00 | -8.92 | AVG |

4.2 RADIATED EMISSION MEASUREMENT

4.2.1 LIMITS OF RADIATED EMISSION MEASUREMENT

Below 1 GHz

Measurement Method and Applied Limits:

ANSI C63.4:

| Frequency (MHz) | Class A (at 10m) | | Class B (at 3m) | |
|-----------------|-----------------------|-------------------------|-----------------------|-------------------------|
| | (uV/m) Field strength | (dBuV/m) Field strength | (uV/m) Field strength | (dBuV/m) Field strength |
| 30 - 88 | 90 | 39 | 100 | 40 |
| 88 - 216 | 150 | 43.5 | 150 | 43.5 |
| 216 - 960 | 210 | 46.4 | 200 | 46 |
| Above 960 | 300 | 49.5 | 500 | 54 |

Above 1 GHz

Measurement Method and Applied Limits:

ANSI C63.4:

| Frequency (MHz) | Class A | | | | Class B | |
|-----------------|------------------|---------|-------------------|---------|------------------|---------|
| | (dBuV/m) (at 3m) | | (dBuV/m) (at 10m) | | (dBuV/m) (at 3m) | |
| | Peak | Average | Peak | Average | Peak | Average |
| Above 1000 | 80 | 60 | 69.5 | 49.5 | 74 | 54 |

FREQUENCY RANGE OF RADIATED MEASUREMENT (FOR UNINTENTIONAL RADIATORS)

| Highest frequency generated or Upper frequency of measurement used in the device or on which the device operates or tunes (MHz) | Range (MHz) |
|---|---|
| Below 1.705 | 30 |
| 1.705 - 108 | 1000 |
| 108 - 500 | 2000 |
| 500 - 1000 | 5000 |
| Above 1000 | 5 th harmonic of the highest frequency or 40 GHz, whichever is lower |

NOTE:

- (1) The limit for radiated test was performed according to as following:
FCC Part 15, Subpart B
- (2) The tighter limit applies at the band edges.
- (3) Emission level (dBuV/m) = 20log Emission level (uV/m).
3m Emission level = 10m Emission level + 20log(10m/3m).
- (4) The test result calculated as following:
Measurement Value = Reading Level + Correct Factor
Correct Factor = Antenna Factor + Cable Loss - Amplifier Gain(if use)
Margin Level = Measurement Value - Limit Value

4.2.2 MEASUREMENT INSTRUMENTS LIST

| Item | Kind of Equipment | Manufacturer | Type No. | Serial No. | Calibrated until |
|------|----------------------|--------------|-----------------------------|-------------|------------------|
| 1 | Antenna | Schwarbeck | VULB9160 | 9160-3232 | Mar. 26, 2018 |
| 2 | Amplifier | HP | 8447D | 2944A09673 | Oct. 20, 2017 |
| 3 | Receiver | Agilent | N9038A | MY52130039 | Sep. 04, 2017 |
| 4 | Cable | emci | LMR-400(30M Hz-1GHz)(8m+5m) | N/A | Jun. 27, 2017 |
| 5 | Controller | CT | SC100 | N/A | N/A |
| 6 | Controller | MF | MF-7802 | MF780208416 | N/A |
| 7 | Measurement Software | Farad | EZ-EMC Ver.NB-03A1-01 | N/A | N/A |
| 8 | Amplifier | Agilent | 8449B | 3008A02274 | Feb. 22, 2018 |
| 9 | Receiver | Agilent | N9038A | MY52130039 | Sep. 04, 2017 |
| 10 | Antenna | EM | EM-6876-1 | 230 | Jul. 08, 2017 |
| 11 | Cable | emci | EMC104-SM-SM-12000(12m) | N/A | Jul. 06, 2017 |

Remark: "N/A" denotes no model name, serial no. or calibration specified.
 All calibration period of equipment list is one year.

4.2.3 TEST PROCEDURE

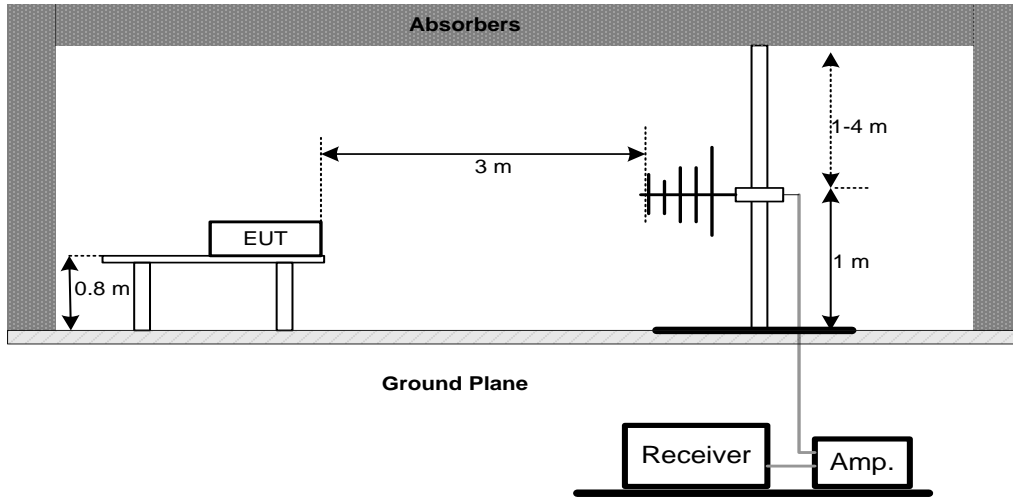
- a. The measuring distance of 3 m shall be used for measurements. The EUT was placed on the top of a rotating table 0.8 meter above the ground at a 3 meter semi-anechoic chamber. The table was rotated 360 degrees to determine the position of the highest radiation.(below 1GHz)
- b. The measuring distance of 3 m shall be used for measurements. The EUT was placed on the top of a rotating table 0.8 meter above the ground at a 3 meter semi-anechoic chamber. The table was rotated 360 degrees to determine the position of the highest radiation.(above 1GHz)
- c. The height of the equipment or of the substitution antenna shall be 0.8 m, the height of the test antenna shall vary between 1 m to 4 m. Both horizontal and vertical polarizations of the antenna are set to make the measurement.
- d. For each suspected emission, the EUT was arranged to its worst case and then the antenna was tuned to heights find the maximum reading (used Bore sight function).
- e. The receiver system was set to peak and average detect function and specified bandwidth with maximum hold mode when the test frequency is above 1GHz.
- f. The initial step in collecting radiated emission data is a receiver peak detector mode pre-scanning the measurement frequency range. Significant peaks are then marked and then Quasi Peak detector mode re-measured.
- g. All readings are Peak unless otherwise stated QP in column of Note. Peak denotes that the Peak reading compliance with the QP Limits and then QP Mode measurement didn't perform. (below 1GHz)
- h. All readings are Peak Mode value unless otherwise stated AVG in column of Note. If the Peak Mode Measured value compliance with the Peak Limits and lower than AVG Limits, the EUT shall be deemed to meet both Peak & AVG Limits and then only Peak Mode was measured, but AVG Mode didn't perform. (above 1GHz)
- i. For the actual test configuration, please refer to the related Item - Block Diagram of system tested (please refer to 3.3).

4.2.4 DEVIATION FROM TEST STANDARD

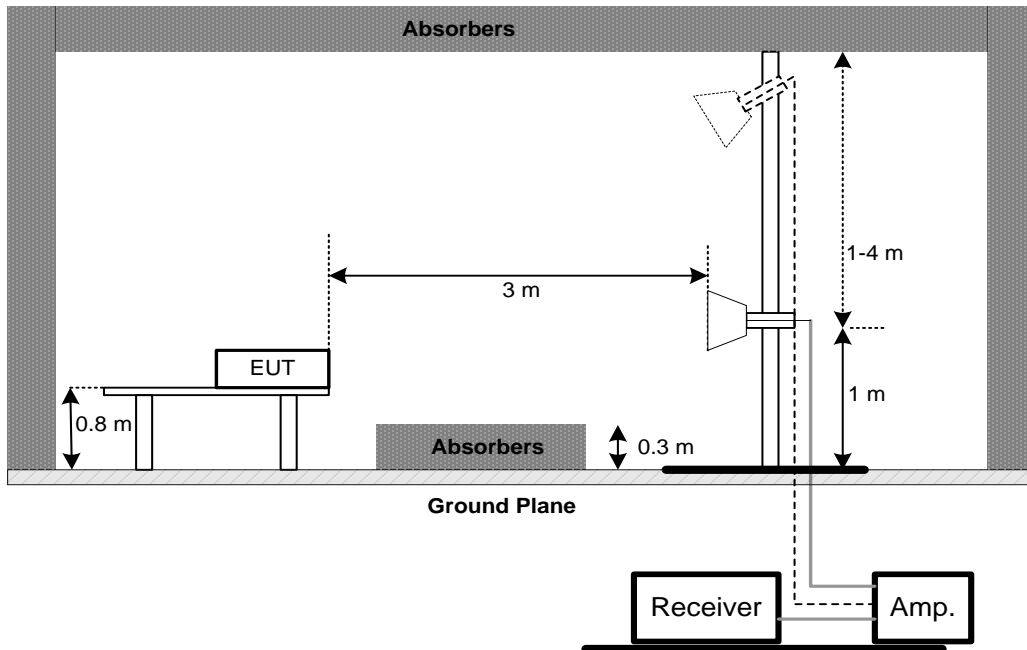
No deviation

4.2.5 TEST SETUP

(A) Radiated Emission Test Set-Up Frequency Below 1 GHz



(B) Radiated Emission Test Set-Up Frequency 1 GHz

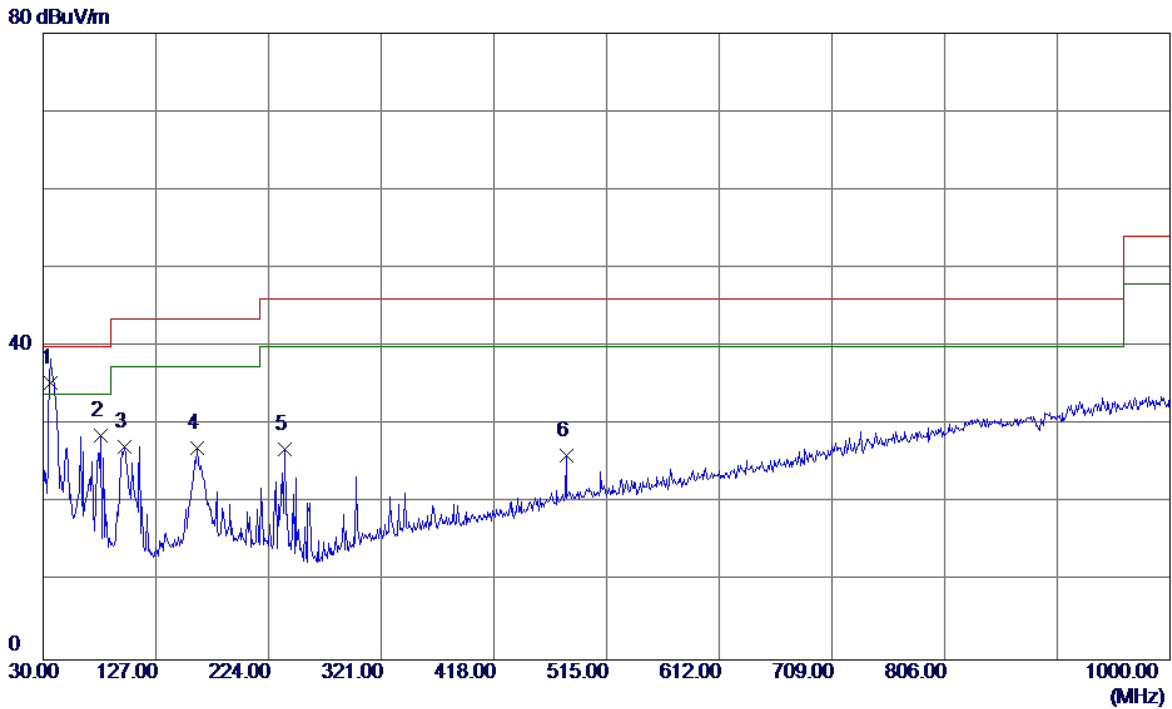


4.2.6 TEST RESULTS-BELOW 1GHZ

Remark :

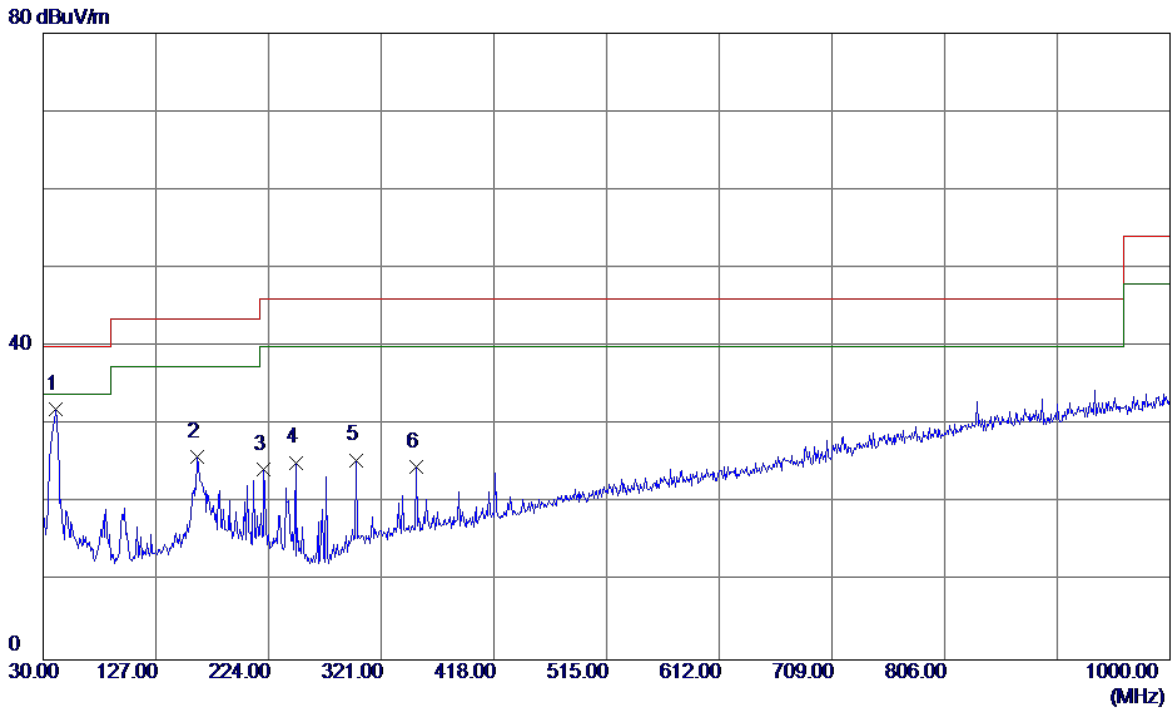
- (1) All readings are Peak unless otherwise stated QP in column of 『Note』 . Peak denotes that the Peak reading compliance with the QP Limits and then QP Mode measurement didn't perform ◦
- (2) Measuring frequency range from 30MHz to 1000MHz ◦
- (3) If the peak scan value lower limit more than 20dB, then this signal data does not show in table ◦

| | | | |
|---------------|---|-------------------|----------|
| EUT | Smart Phone | Model Name | BAC-L23 |
| Temperature | 25°C | Relative Humidity | 60% |
| Test Voltage | AC 120V/60Hz | Polarization | Vertical |
| Test Mode | USB copy(EUT with PC)+Idle+ Earphone | | |
| Note | USB Cable:Foxconn+Battery:DESAY+Earphone:Lianchuang | | |
| Test Engineer | Kevin Li | | |



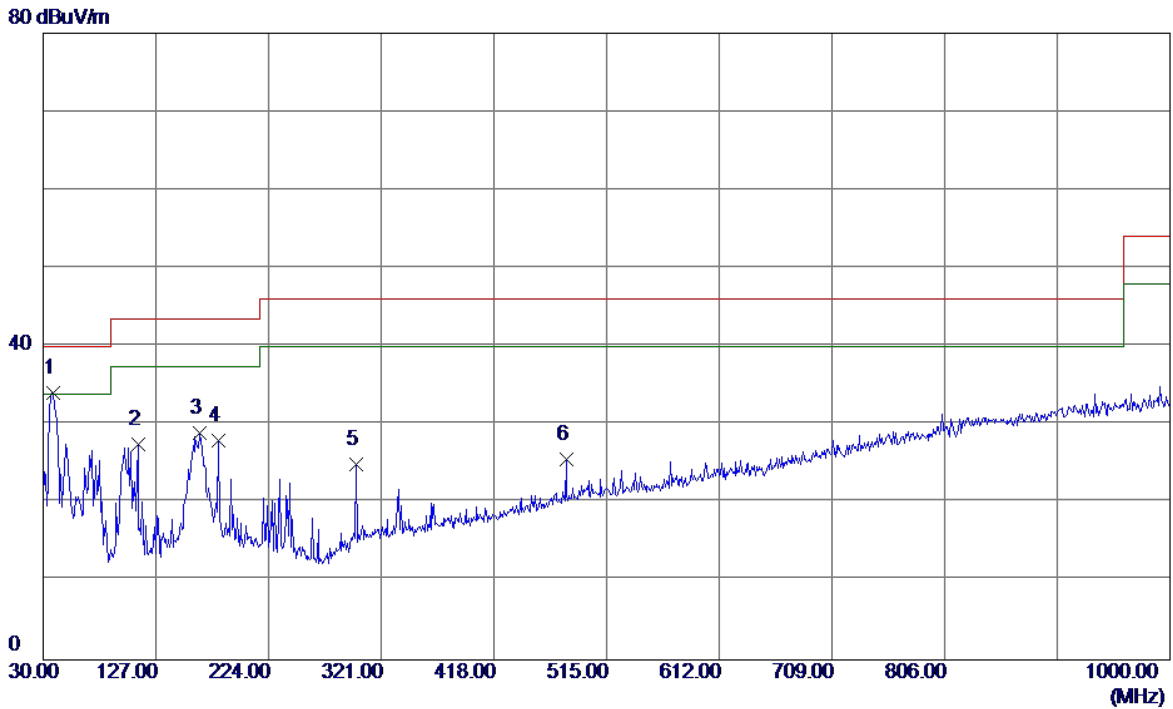
| No. | Freq. MHz | Reading Level dBuV/m | Correct Factor dB | Measure ment dBuV/m | Limit dBuV/m | Margin dB | Detector |
|-----|--------------|----------------------------|-------------------------|---------------------------|-----------------|--------------|----------|
| 1 * | 36.7900 | 49.48 | -14.18 | 35.30 | 40.00 | -4.70 | QP |
| 2 | 79.4700 | 46.50 | -17.83 | 28.67 | 40.00 | -11.33 | QP |
| 3 | 99.8399 | 44.45 | -17.20 | 27.25 | 43.50 | -16.25 | QP |
| 4 | 162.8900 | 39.45 | -12.38 | 27.07 | 43.50 | -16.43 | QP |
| 5 | 237.5800 | 40.68 | -13.84 | 26.84 | 46.00 | -19.16 | QP |
| 6 | 480.0800 | 34.59 | -8.44 | 26.15 | 46.00 | -19.85 | QP |

| | | | |
|---------------|---|-------------------|------------|
| EUT | Smart Phone | Model Name | BAC-L23 |
| Temperature | 25°C | Relative Humidity | 60% |
| Test Voltage | AC 120V/60Hz | Polarization | Horizontal |
| Test Mode | USB copy(EUT with PC)+Idle+ Earphone | | |
| Note | USB Cable:Foxconn+Battery:DESAY+Earphone:Lianchuang | | |
| Test Engineer | Kevin Li | | |



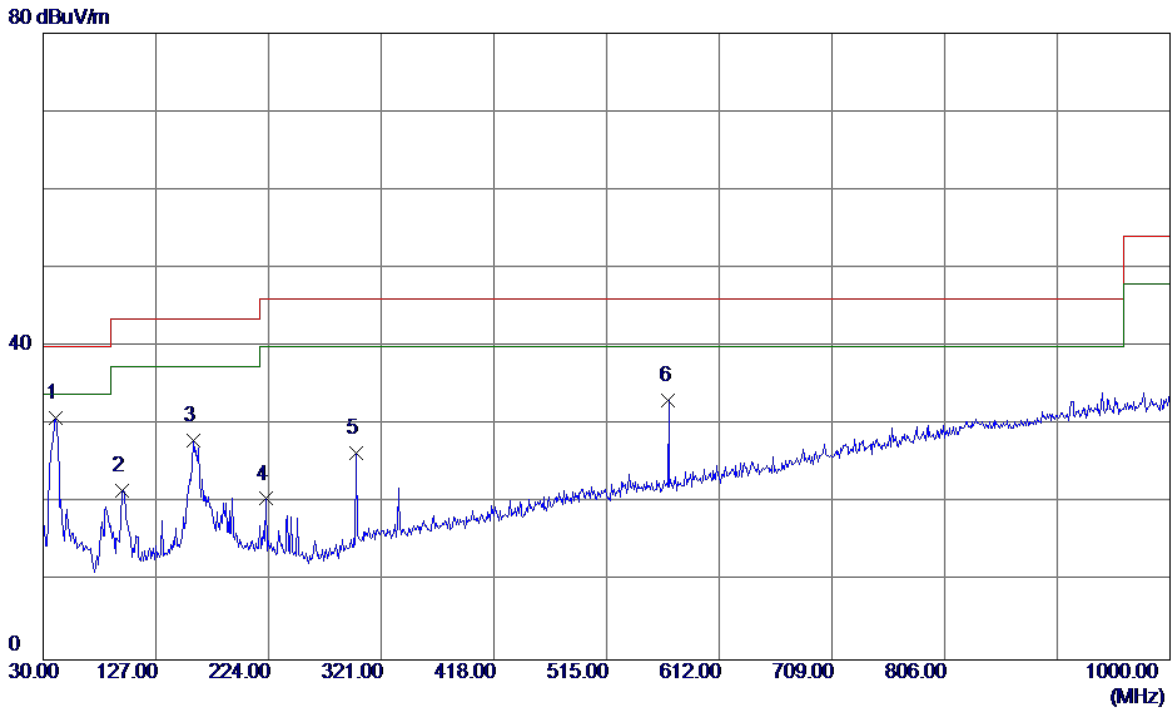
| No. | Freq. MHz | Reading Level dBuV/m | Correct Factor dB | Measure ment dBuV/m | Limit dBuV/m | Margin dB | Detector |
|-----|--------------|----------------------------|-------------------------|---------------------------|-----------------|--------------|----------|
| 1 * | 40.6699 | 45.67 | -13.62 | 32.05 | 40.00 | -7.95 | QP |
| 2 | 162.8900 | 38.28 | -12.38 | 25.90 | 43.50 | -17.60 | QP |
| 3 | 220.1200 | 37.81 | -13.47 | 24.34 | 46.00 | -21.66 | QP |
| 4 | 247.2800 | 39.47 | -14.27 | 25.20 | 46.00 | -20.80 | QP |
| 5 | 299.6600 | 37.85 | -12.33 | 25.52 | 46.00 | -20.48 | QP |
| 6 | 351.0700 | 36.02 | -11.33 | 24.69 | 46.00 | -21.31 | QP |

| | | | |
|---------------|--|-------------------|----------|
| EUT | Smart Phone | Model Name | BAC-L23 |
| Temperature | 25°C | Relative Humidity | 60% |
| Test Voltage | AC 120V/60Hz | Polarization | Vertical |
| Test Mode | USB copy(EUT with PC)+Idle+ Earphone | | |
| Note | USB Cable:Honglin+Battery:Sunwoda+Earphone:QUANCHENG | | |
| Test Engineer | Kevin Li | | |



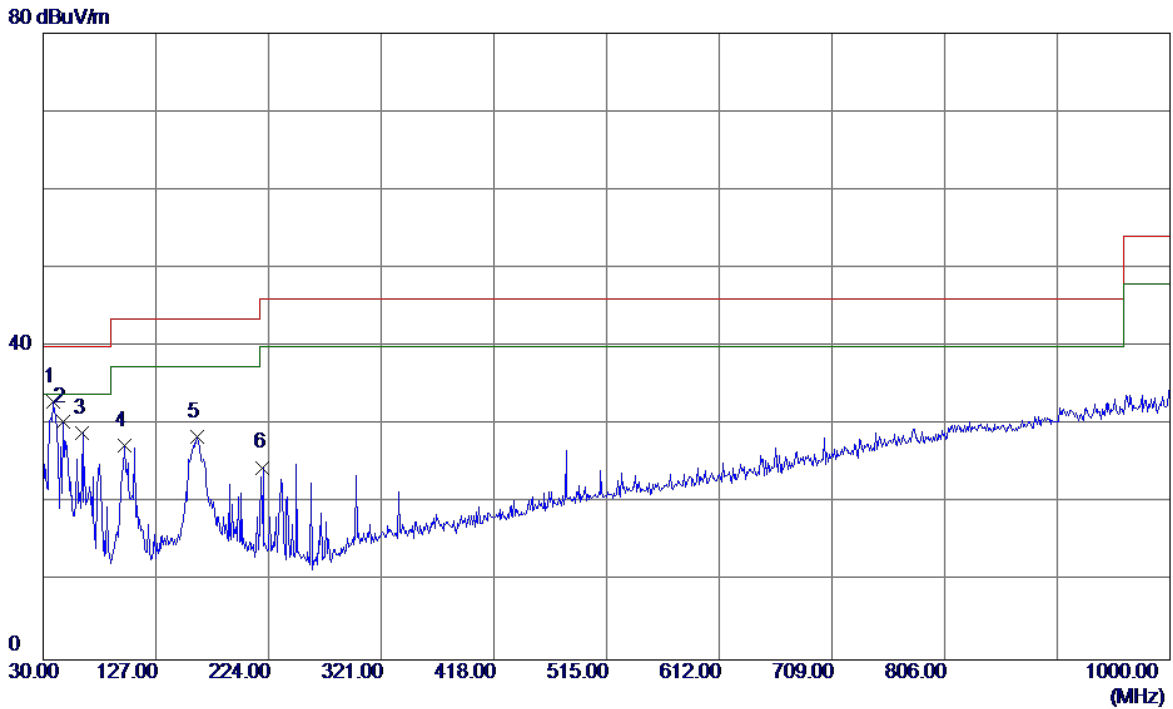
| No. | Freq. MHz | Reading Level dBuV/m | Correct Factor dB | Measure ment dBuV/m | Limit dBuV/m | Margin dB | Detector |
|-----|--------------|----------------------------|-------------------------|---------------------------|-----------------|--------------|----------|
| 1 * | 38.7300 | 48.05 | -13.93 | 34.12 | 40.00 | -5.88 | QP |
| 2 | 111.4800 | 43.28 | -15.74 | 27.54 | 43.50 | -15.96 | QP |
| 3 | 164.8300 | 41.24 | -12.26 | 28.98 | 43.50 | -14.52 | QP |
| 4 | 181.3200 | 39.69 | -11.75 | 27.94 | 43.50 | -15.56 | QP |
| 5 | 299.6600 | 37.33 | -12.33 | 25.00 | 46.00 | -21.00 | QP |
| 6 | 480.0800 | 34.11 | -8.44 | 25.67 | 46.00 | -20.33 | QP |

| | | | |
|---------------|--|-------------------|------------|
| EUT | Smart Phone | Model Name | BAC-L23 |
| Temperature | 25°C | Relative Humidity | 60% |
| Test Voltage | AC 120V/60Hz | Polarization | Horizontal |
| Test Mode | USB copy(EUT with PC)+Idle+ Earphone | | |
| Note | USB Cable:Honglin+Battery:Sunwoda+Earphone:QUANCHENG | | |
| Test Engineer | Kevin Li | | |



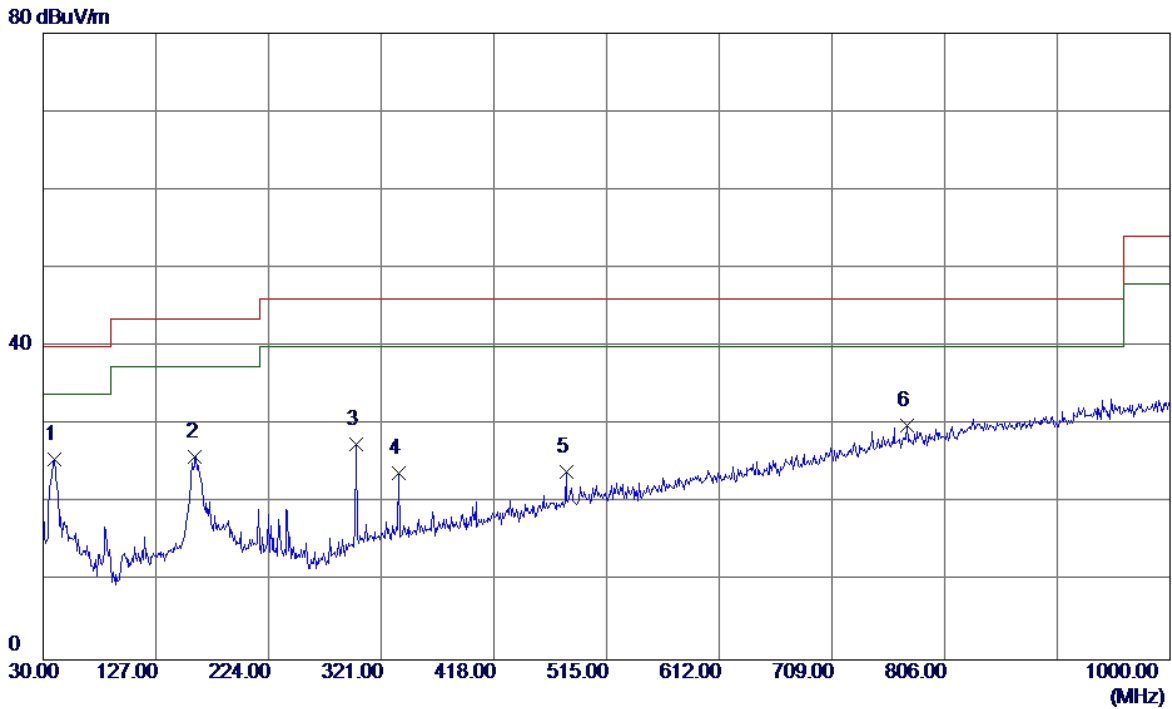
| No. | Freq. MHz | Reading Level dBuV/m | Correct Factor dB | Measure ment dBuV/m | Limit dBuV/m | Margin dB | Detector |
|-----|--------------|----------------------------|-------------------------|---------------------------|-----------------|--------------|----------|
| 1 * | 40.6699 | 44.56 | -13.62 | 30.94 | 40.00 | -9.06 | QP |
| 2 | 97.9000 | 39.36 | -17.73 | 21.63 | 43.50 | -21.87 | QP |
| 3 | 159.0100 | 40.54 | -12.61 | 27.93 | 43.50 | -15.57 | QP |
| 4 | 222.0600 | 34.07 | -13.51 | 20.56 | 46.00 | -25.44 | QP |
| 5 | 299.6600 | 38.73 | -12.33 | 26.40 | 46.00 | -19.60 | QP |
| 6 | 568.3500 | 39.42 | -6.36 | 33.06 | 46.00 | -12.94 | QP |

| | | | |
|---------------|---|-------------------|----------|
| EUT | Smart Phone | Model Name | BAC-L23 |
| Temperature | 25°C | Relative Humidity | 60% |
| Test Voltage | AC 120V/60Hz | Polarization | Vertical |
| Test Mode | USB copy(EUT with PC)+Idle+ Earphone | | |
| Note | USB Cable:Luxshare+Battery:SCUD+Earphone:Lianchuang | | |
| Test Engineer | Kevin Li | | |



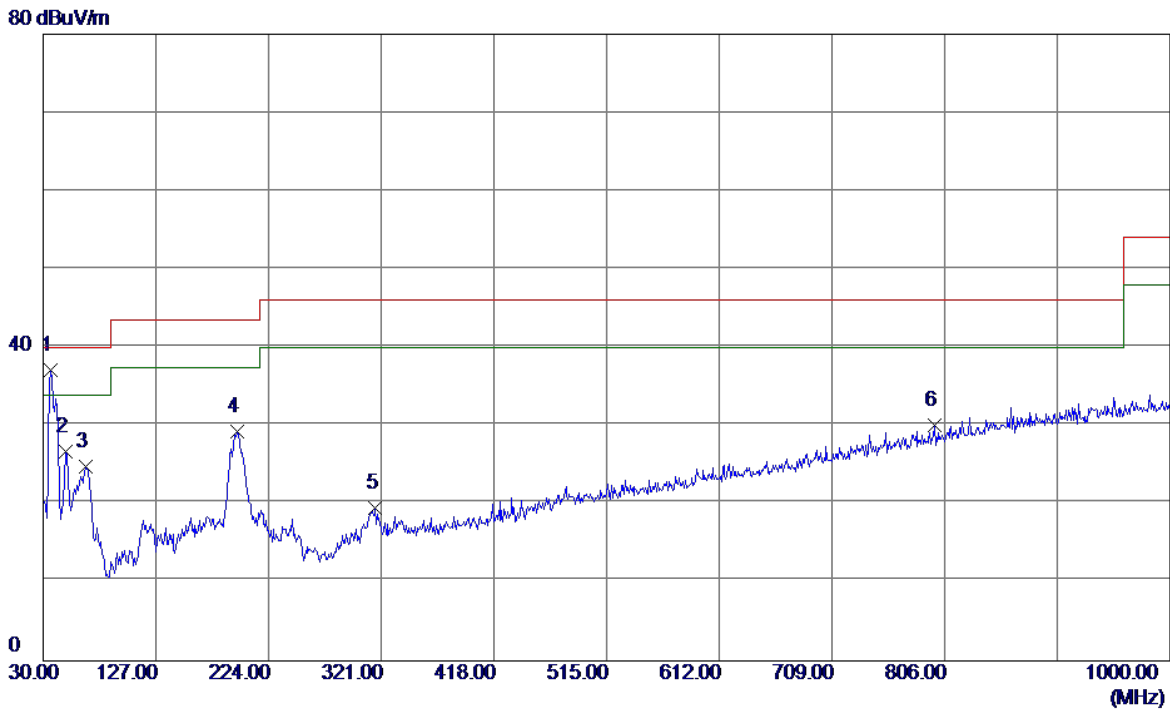
| No. | Freq. MHz | Reading Level dBuV/m | Correct Factor dB | Measure ment dBuV/m | Limit dBuV/m | Margin dB | Detector |
|-----|--------------|----------------------------|-------------------------|---------------------------|-----------------|--------------|----------|
| 1 * | 38.7300 | 46.90 | -13.93 | 32.97 | 40.00 | -7.03 | QP |
| 2 | 47.4600 | 43.30 | -12.86 | 30.44 | 40.00 | -9.56 | QP |
| 3 | 63.9500 | 43.70 | -14.70 | 29.00 | 40.00 | -11.00 | QP |
| 4 | 99.8399 | 44.57 | -17.20 | 27.37 | 43.50 | -16.13 | QP |
| 5 | 162.8900 | 40.86 | -12.38 | 28.48 | 43.50 | -15.02 | QP |
| 6 | 219.1500 | 38.04 | -13.48 | 24.56 | 46.00 | -21.44 | QP |

| | | | |
|---------------|---|-------------------|------------|
| EUT | Smart Phone | Model Name | BAC-L23 |
| Temperature | 25°C | Relative Humidity | 60% |
| Test Voltage | AC 120V/60Hz | Polarization | Horizontal |
| Test Mode | USB copy(EUT with PC)+Idle+ Earphone | | |
| Note | USB Cable:Luxshare+Battery:SCUD+Earphone:Lianchuang | | |
| Test Engineer | Kevin Li | | |



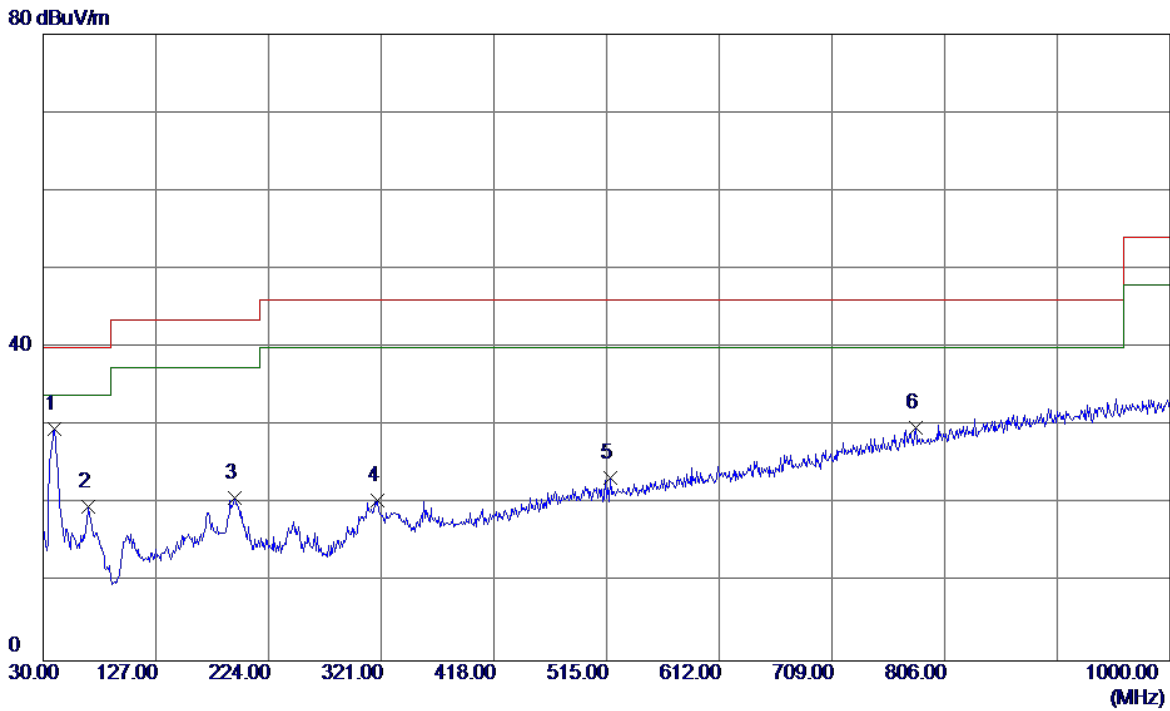
| No. | Freq. MHz | Reading Level dBuV/m | Correct Factor dB | Measure ment dBuV/m | Limit dBuV/m | Margin dB | Detector |
|-----|--------------|----------------------------|-------------------------|---------------------------|-----------------|--------------|----------|
| 1 * | 39.7000 | 39.35 | -13.77 | 25.58 | 40.00 | -14.42 | QP |
| 2 | 160.9500 | 38.45 | -12.49 | 25.96 | 43.50 | -17.54 | QP |
| 3 | 299.6600 | 39.80 | -12.33 | 27.47 | 46.00 | -18.53 | QP |
| 4 | 336.5200 | 35.47 | -11.59 | 23.88 | 46.00 | -22.12 | QP |
| 5 | 480.0800 | 32.48 | -8.44 | 24.04 | 46.00 | -21.96 | QP |
| 6 | 773.9900 | 30.85 | -0.86 | 29.99 | 46.00 | -16.01 | QP |

| | | | |
|---------------|--|-------------------|----------|
| EUT | Smart Phone | Model Name | BAC-L23 |
| Temperature | 25°C | Relative Humidity | 60% |
| Test Voltage | AC 120V/60Hz | Polarization | Vertical |
| Test Mode | Adapter+Idle+BT+WIFI+GPS+Camera on+Earphone | | |
| Note | Adapter:BYD+USB Cable:Foxconn+Battery:DESAY+Earphone:Lianchuang | | |
| Test Engineer | Kevin Li | | |



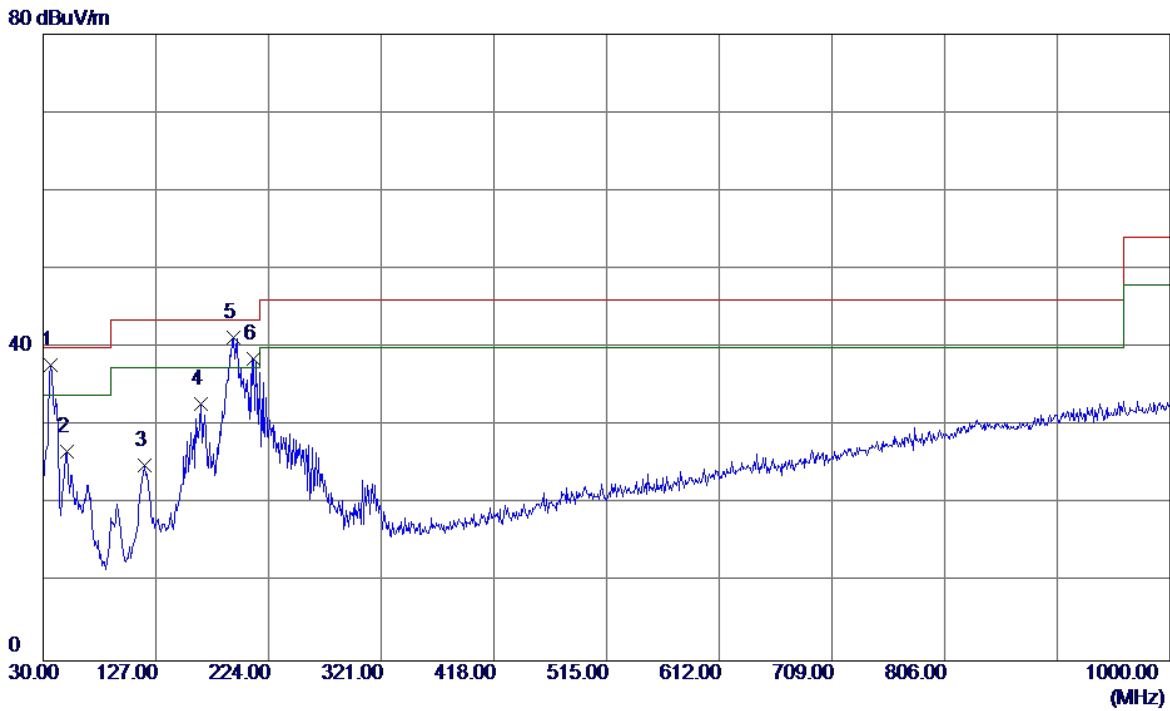
| No. | Freq. MHz | Reading Level dBuV/m | Correct Factor dB | Measurement dBuV/m | Limit dBuV/m | Margin dB | Detector |
|-----|-----------|----------------------|-------------------|--------------------|--------------|-----------|----------|
| 1 * | 36.7900 | 51.28 | -14.18 | 37.10 | 40.00 | -2.90 | QP |
| 2 | 49.4000 | 39.96 | -13.21 | 26.75 | 40.00 | -13.25 | QP |
| 3 | 66.8600 | 40.20 | -15.38 | 24.82 | 40.00 | -15.18 | QP |
| 4 | 196.8400 | 42.38 | -13.06 | 29.32 | 43.50 | -14.18 | QP |
| 5 | 316.1500 | 31.49 | -11.98 | 19.51 | 46.00 | -26.49 | QP |
| 6 | 797.2700 | 30.40 | -0.33 | 30.07 | 46.00 | -15.93 | QP |

| | | | |
|---------------|--|-------------------|------------|
| EUT | Smart Phone | Model Name | BAC-L23 |
| Temperature | 25°C | Relative Humidity | 60% |
| Test Voltage | AC 120V/60Hz | Polarization | Horizontal |
| Test Mode | Adapter+Idle+BT+WIFI+GPS+Camera on+Earphone | | |
| Note | Adapter:BYD+USB Cable:Foxconn+Battery:DESAY+Earphone:Lianchuang | | |
| Test Engineer | Kevin Li | | |



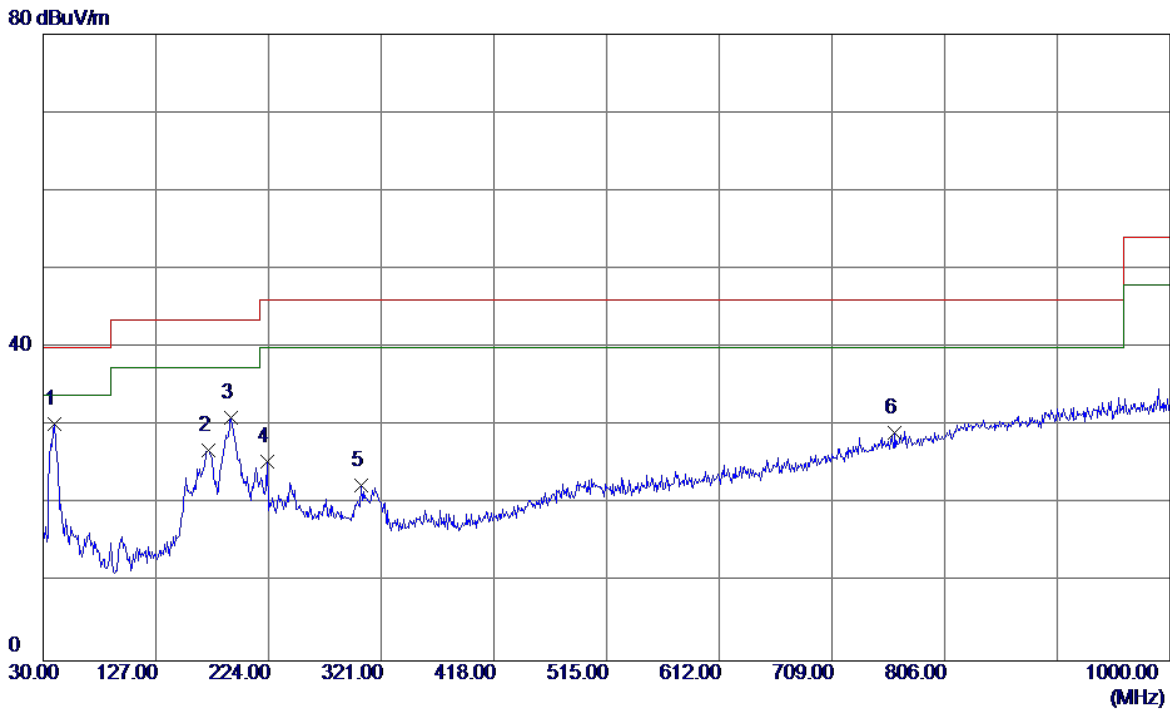
| No. | Freq. MHz | Reading Level dBuV/m | Correct Factor dB | Measure ment dBuV/m | Limit dBuV/m | Margin dB | Detector |
|-----|--------------|----------------------------|-------------------------|---------------------------|-----------------|--------------|----------|
| 1 * | 39.7000 | 43.34 | -13.77 | 29.57 | 40.00 | -10.43 | QP |
| 2 | 68.8000 | 35.63 | -15.91 | 19.72 | 40.00 | -20.28 | QP |
| 3 | 194.9000 | 33.67 | -12.88 | 20.79 | 43.50 | -22.71 | QP |
| 4 | 318.0900 | 32.42 | -11.94 | 20.48 | 46.00 | -25.52 | QP |
| 5 | 517.9099 | 30.91 | -7.55 | 23.36 | 46.00 | -22.64 | QP |
| 6 | 780.7800 | 30.42 | -0.70 | 29.72 | 46.00 | -16.28 | QP |

| | | | |
|---------------|--|-------------------|----------|
| EUT | Smart Phone | Model Name | BAC-L23 |
| Temperature | 25°C | Relative Humidity | 60% |
| Test Voltage | AC 120V/60Hz | Polarization | Vertical |
| Test Mode | Adapter+Idle+BT+WIFI+GPS+Camera on+Earphone | | |
| Note | Adapter:Salcomp+USB Cable:Foxconn+Battery:DESAY+Earphone:Lianchuang | | |
| Test Engineer | Kevin Li | | |



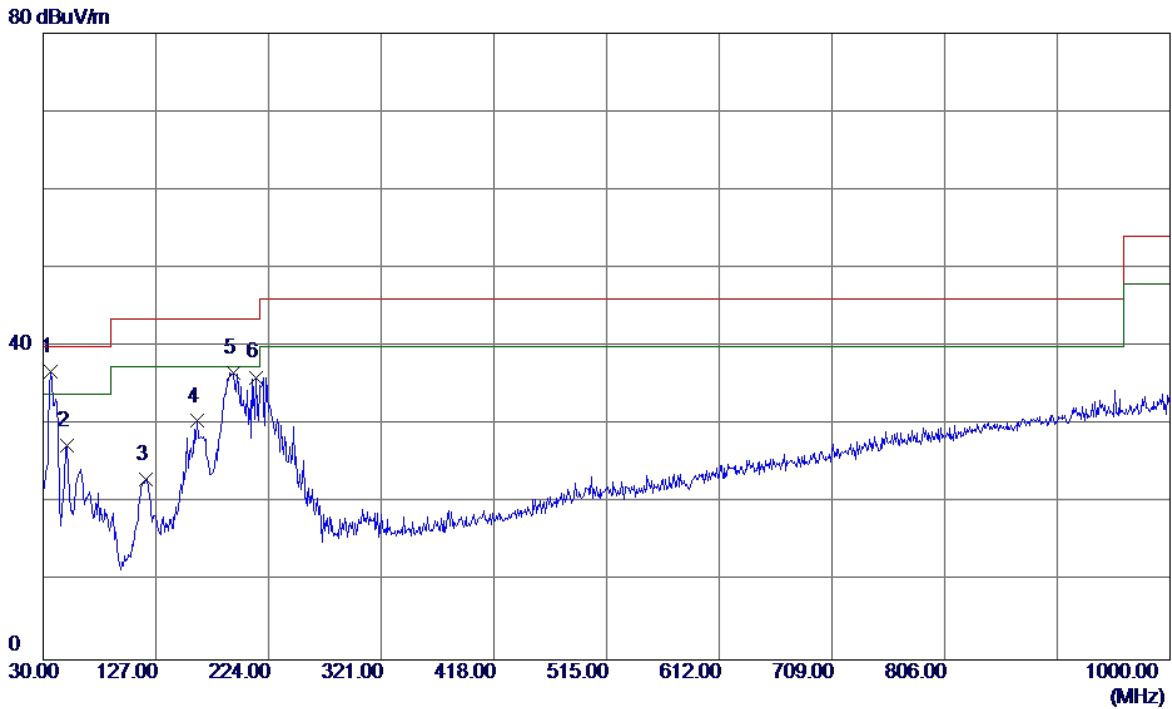
| No. | Freq. MHz | Reading Level dBuV/m | Correct Factor dB | Measure ment dBuV/m | Limit dBuV/m | Margin dB | Detector |
|-----|--------------|----------------------------|-------------------------|---------------------------|-----------------|--------------|----------|
| 1 * | 36.7900 | 51.99 | -14.18 | 37.81 | 40.00 | -2.19 | QP |
| 2 | 50.3700 | 40.04 | -13.35 | 26.69 | 40.00 | -13.31 | QP |
| 3 | 117.3000 | 40.21 | -15.27 | 24.94 | 43.50 | -18.56 | QP |
| 4 | 165.8000 | 44.96 | -12.20 | 32.76 | 43.50 | -10.74 | QP |
| 5 | 193.9299 | 54.11 | -12.80 | 41.31 | 43.50 | -2.19 | QP |
| 6 | 211.3900 | 52.11 | -13.54 | 38.57 | 43.50 | -4.93 | QP |

| | | | |
|---------------|--|-------------------|------------|
| EUT | Smart Phone | Model Name | BAC-L23 |
| Temperature | 25°C | Relative Humidity | 60% |
| Test Voltage | AC 120V/60Hz | Polarization | Horizontal |
| Test Mode | Adapter+Idle+BT+WIFI+GPS+Camera on+Earphone | | |
| Note | Adapter:Salcomp+USB Cable:Foxconn+Battery:DESAY+Earphone:Lianchuang | | |
| Test Engineer | Kevin Li | | |



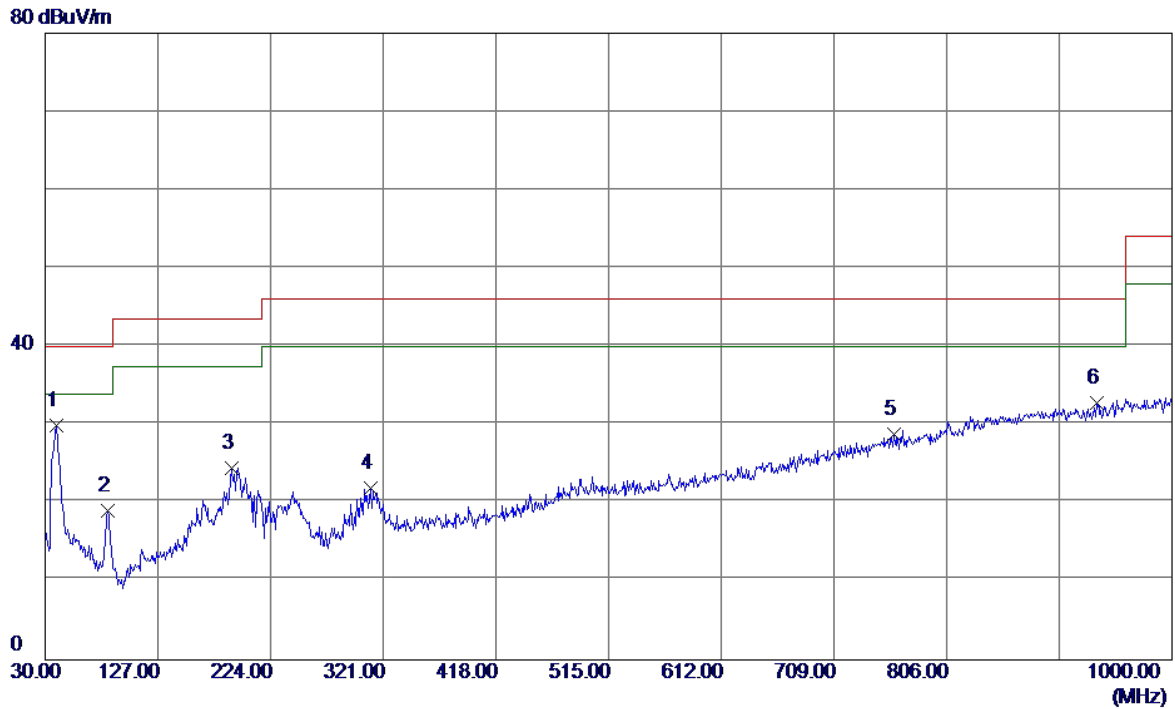
| No. | Freq. MHz | Reading Level dBuV/m | Correct Factor dB | Measurement dBuV/m | Limit dBuV/m | Margin dB | Detector |
|-----|-----------|----------------------|-------------------|--------------------|--------------|-----------|----------|
| 1 * | 39.7000 | 43.97 | -13.77 | 30.20 | 40.00 | -9.80 | QP |
| 2 | 172.5900 | 38.69 | -11.87 | 26.82 | 43.50 | -16.68 | QP |
| 3 | 191.9900 | 43.70 | -12.62 | 31.08 | 43.50 | -12.42 | QP |
| 4 | 223.0300 | 38.99 | -13.53 | 25.46 | 46.00 | -20.54 | QP |
| 5 | 303.5400 | 34.68 | -12.21 | 22.47 | 46.00 | -23.53 | QP |
| 6 | 763.3200 | 30.22 | -1.10 | 29.12 | 46.00 | -16.88 | QP |

| | | | |
|---------------|---|-------------------|----------|
| EUT | Smart Phone | Model Name | BAC-L23 |
| Temperature | 25°C | Relative Humidity | 60% |
| Test Voltage | AC 120V/60Hz | Polarization | Vertical |
| Test Mode | Adapter+Idle+Playing+Speaker | | |
| Note | Adapter:Salcomp+USB Cable:Foxconn+Battery:DESAY | | |
| Test Engineer | Kevin Li | | |



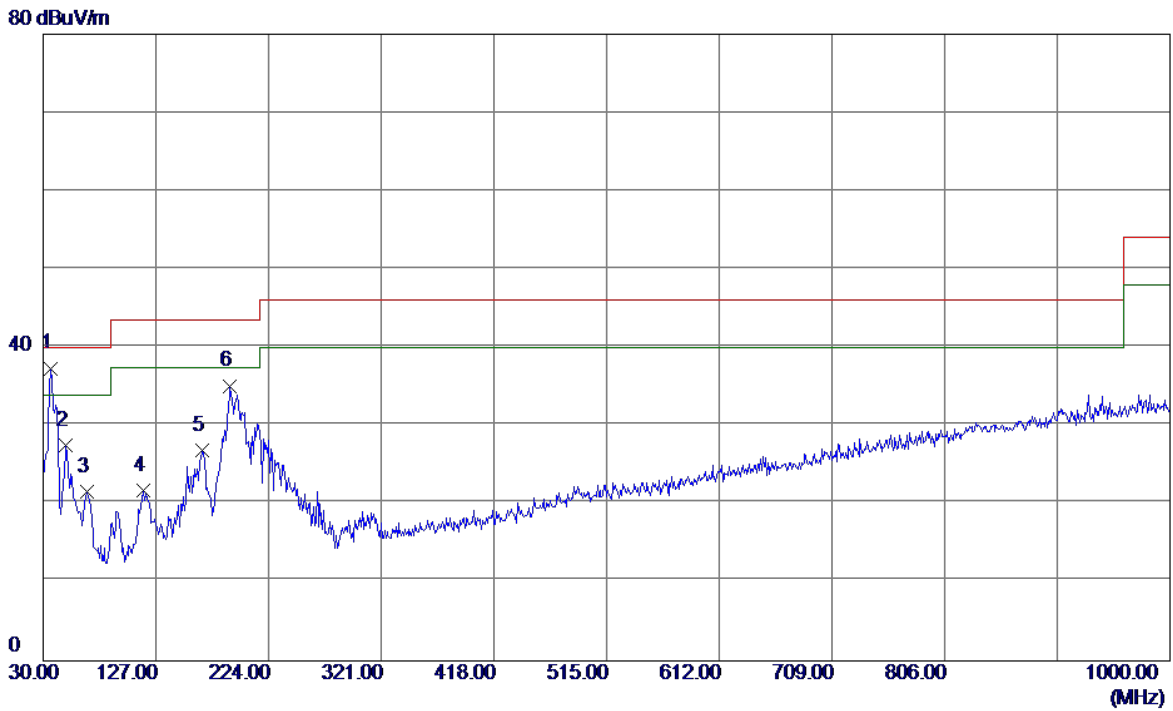
| No. | Freq. MHz | Reading Level dBuV/m | Correct Factor dB | Measure ment dBuV/m | Limit dBuV/m | Margin dB | Detector |
|-----|--------------|----------------------------|-------------------------|---------------------------|-----------------|--------------|----------|
| 1 * | 36.7900 | 50.95 | -14.18 | 36.77 | 40.00 | -3.23 | QP |
| 2 | 50.3700 | 40.66 | -13.35 | 27.31 | 40.00 | -12.69 | QP |
| 3 | 118.2700 | 38.29 | -15.20 | 23.09 | 43.50 | -20.41 | QP |
| 4 | 162.8900 | 42.86 | -12.38 | 30.48 | 43.50 | -13.02 | QP |
| 5 | 193.9299 | 49.49 | -12.80 | 36.69 | 43.50 | -6.81 | QP |
| 6 | 213.3300 | 49.61 | -13.53 | 36.08 | 43.50 | -7.42 | QP |

| | | | |
|---------------|---|-------------------|------------|
| EUT | Smart Phone | Model Name | BAC-L23 |
| Temperature | 25°C | Relative Humidity | 60% |
| Test Voltage | AC 120V/60Hz | Polarization | Horizontal |
| Test Mode | Adapter+Idle+Playing+Speaker | | |
| Note | Adapter:Salcomp+USB Cable:Foxconn+Battery:DESAY | | |
| Test Engineer | Kevin Li | | |



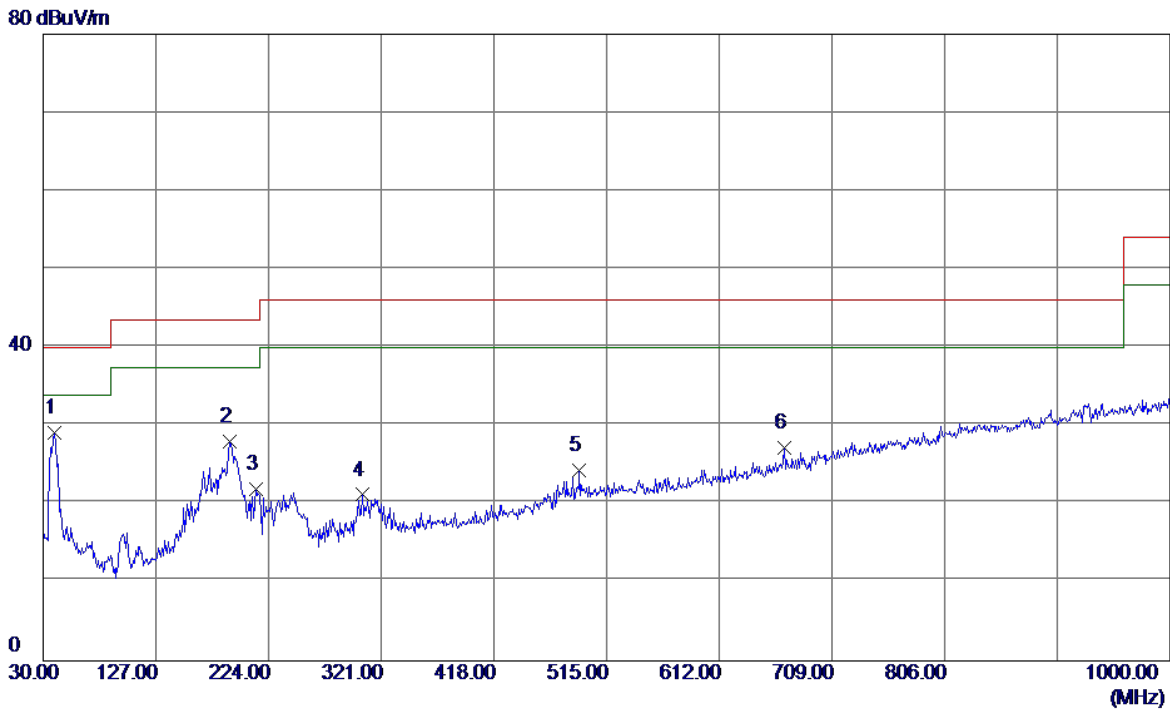
| No. | Freq. MHz | Reading Level dBuV/m | Correct Factor dB | Measure ment dBuV/m | Limit dBuV/m | Margin dB | Detector |
|-----|--------------|----------------------------|-------------------------|---------------------------|-----------------|--------------|----------|
| 1 * | 39.7000 | 43.64 | -13.77 | 29.87 | 40.00 | -10.13 | QP |
| 2 | 84.3200 | 37.18 | -18.08 | 19.10 | 40.00 | -20.90 | QP |
| 3 | 190.0500 | 37.00 | -12.45 | 24.55 | 43.50 | -18.95 | QP |
| 4 | 310.3299 | 33.95 | -12.09 | 21.86 | 46.00 | -24.14 | QP |
| 5 | 760.4099 | 29.94 | -1.16 | 28.78 | 46.00 | -17.22 | QP |
| 6 | 935.0100 | 29.86 | 2.91 | 32.77 | 46.00 | -13.23 | QP |

| | | | |
|---------------|--|-------------------|----------|
| EUT | Smart Phone | Model Name | BAC-L23 |
| Temperature | 25°C | Relative Humidity | 60% |
| Test Voltage | AC 120V/60Hz | Polarization | Vertical |
| Test Mode | Adapter+Traffic (GSM)+ Earphone | | |
| Note | Adapter:Salcomp+USB Cable:Foxconn+Battery:DESAY+Earphone:Lianchuang | | |
| Test Engineer | Kevin Li | | |



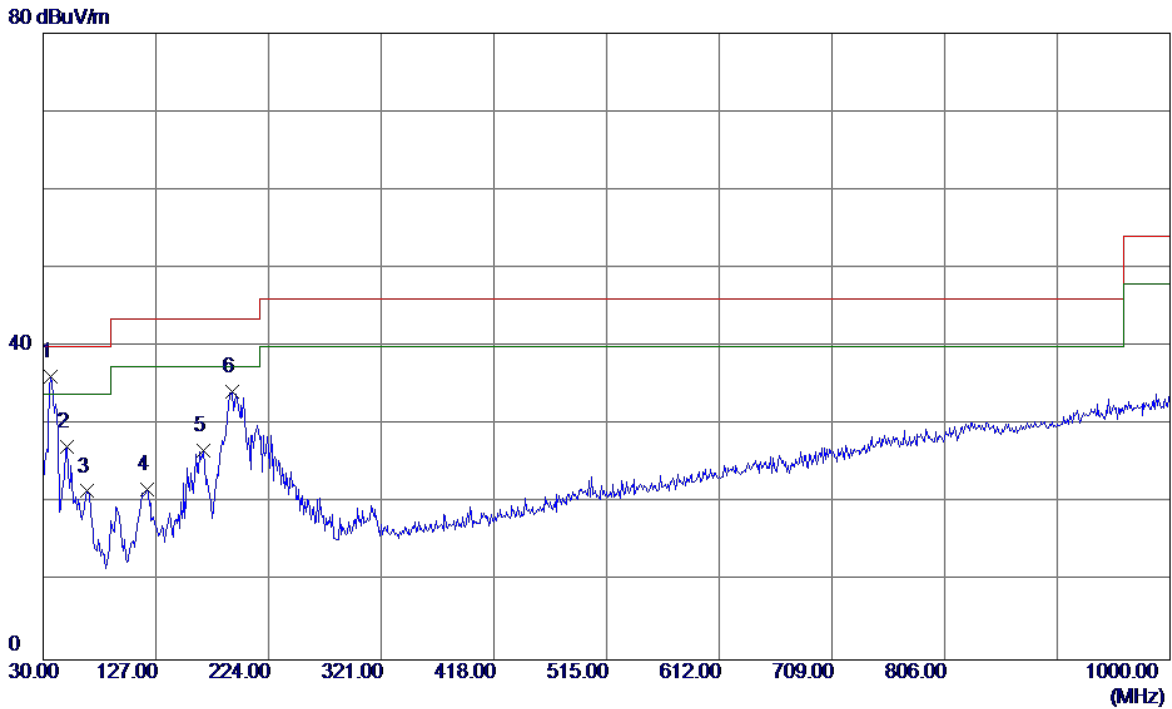
| No. | Freq. MHz | Reading Level dBuV/m | Correct Factor dB | Measurement dBuV/m | Limit dBuV/m | Margin dB | Detector |
|-----|--------------|-------------------------|----------------------|-----------------------|-----------------|--------------|----------|
| 1 * | 36.7900 | 51.54 | -14.18 | 37.36 | 40.00 | -2.64 | QP |
| 2 | 49.4000 | 40.73 | -13.21 | 27.52 | 40.00 | -12.48 | QP |
| 3 | 67.8300 | 37.21 | -15.64 | 21.57 | 40.00 | -18.43 | QP |
| 4 | 116.3300 | 37.06 | -15.35 | 21.71 | 43.50 | -21.79 | QP |
| 5 | 166.7700 | 39.03 | -12.14 | 26.89 | 43.50 | -16.61 | QP |
| 6 | 191.0200 | 47.65 | -12.53 | 35.12 | 43.50 | -8.38 | QP |

| | | | |
|---------------|--|-------------------|------------|
| EUT | Smart Phone | Model Name | BAC-L23 |
| Temperature | 25°C | Relative Humidity | 60% |
| Test Voltage | AC 120V/60Hz | Polarization | Horizontal |
| Test Mode | Adapter+Traffic (GSM)+ Earphone | | |
| Note | Adapter:Salcomp+USB Cable:Foxconn+Battery:DESAY+Earphone:Lianchuang | | |
| Test Engineer | Kevin Li | | |



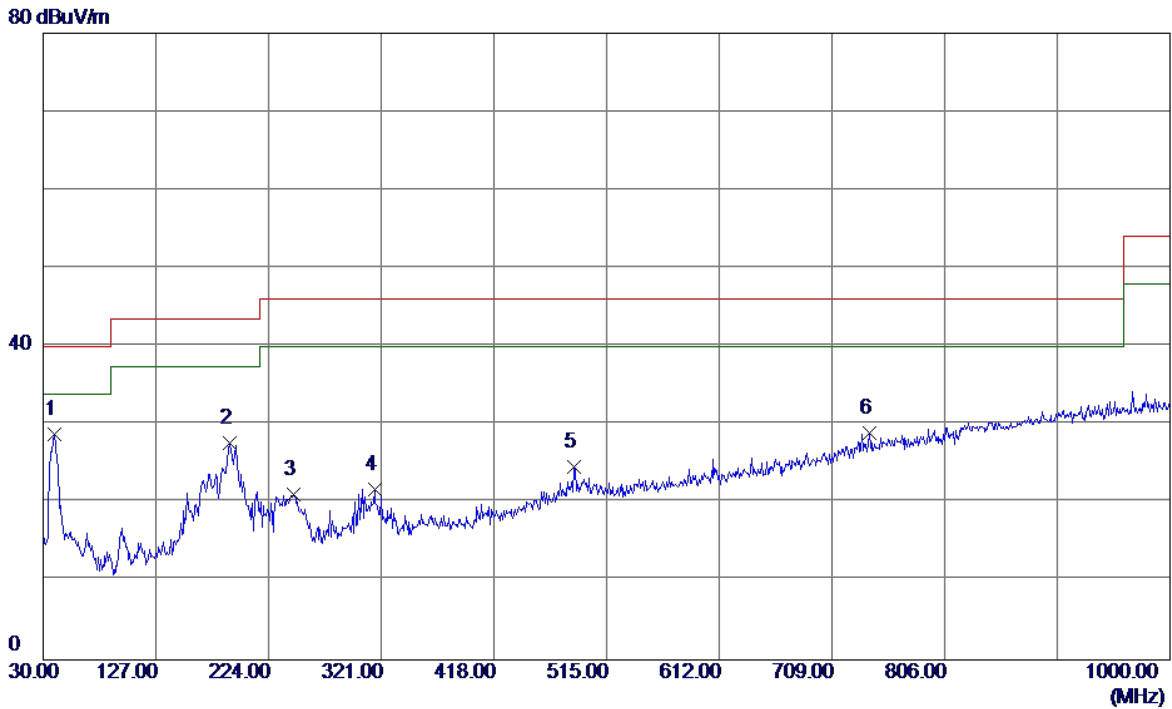
| No. | Freq. MHz | Reading Level dBuV/m | Correct Factor dB | Measure ment dBuV/m | Limit dBuV/m | Margin dB | Detector |
|-----|--------------|----------------------------|-------------------------|---------------------------|-----------------|--------------|----------|
| 1 * | 39.7000 | 42.84 | -13.77 | 29.07 | 40.00 | -10.93 | QP |
| 2 | 191.0200 | 40.48 | -12.53 | 27.95 | 43.50 | -15.55 | QP |
| 3 | 213.3300 | 35.51 | -13.53 | 21.98 | 43.50 | -21.52 | QP |
| 4 | 304.5100 | 33.40 | -12.20 | 21.20 | 46.00 | -24.80 | QP |
| 5 | 491.7200 | 32.50 | -8.14 | 24.36 | 46.00 | -21.64 | QP |
| 6 | 668.2600 | 31.07 | -3.93 | 27.14 | 46.00 | -18.86 | QP |

| | | | |
|---------------|---|-------------------|----------|
| EUT | Smart Phone | Model Name | BAC-L23 |
| Temperature | 25°C | Relative Humidity | 60% |
| Test Voltage | AC 120V/60Hz | Polarization | Vertical |
| Test Mode | Adapter+Traffic (WCDMA) | | |
| Note | Adapter:Salcomp+USB Cable:Foxconn+Battery:DESAY | | |
| Test Engineer | Kevin Li | | |



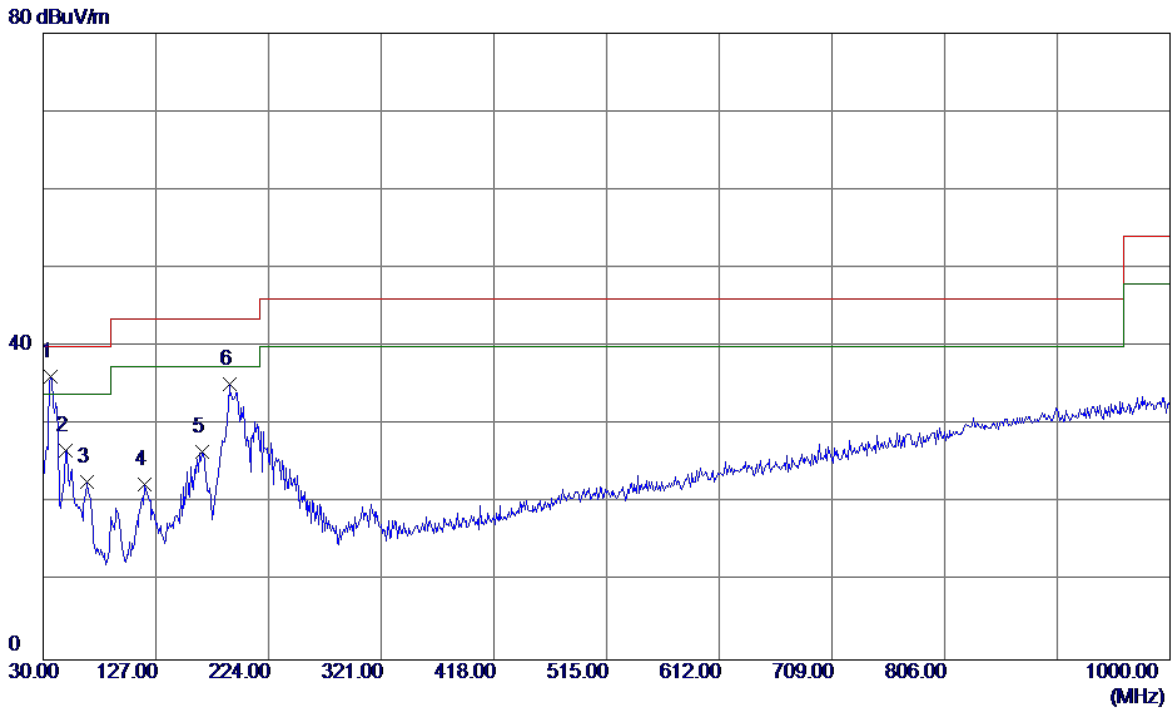
| No. | Freq. MHz | Reading Level dBuV/m | Correct Factor dB | Measure ment dBuV/m | Limit dBuV/m | Margin dB | Detector |
|-----|--------------|----------------------------|-------------------------|---------------------------|-----------------|--------------|----------|
| 1 * | 36.7900 | 50.39 | -14.18 | 36.21 | 40.00 | -3.79 | QP |
| 2 | 50.3700 | 40.50 | -13.35 | 27.15 | 40.00 | -12.85 | QP |
| 3 | 67.8300 | 37.16 | -15.64 | 21.52 | 40.00 | -18.48 | QP |
| 4 | 119.2400 | 36.81 | -15.12 | 21.69 | 43.50 | -21.81 | QP |
| 5 | 167.7400 | 38.79 | -12.09 | 26.70 | 43.50 | -16.80 | QP |
| 6 | 192.9600 | 46.98 | -12.71 | 34.27 | 43.50 | -9.23 | QP |

| | | | |
|---------------|---|-------------------|------------|
| EUT | Smart Phone | Model Name | BAC-L23 |
| Temperature | 25°C | Relative Humidity | 60% |
| Test Voltage | AC 120V/60Hz | Polarization | Horizontal |
| Test Mode | Adapter+Traffic (WCDMA) | | |
| Note | Adapter:Salcomp+USB Cable:Foxconn+Battery:DESAY | | |
| Test Engineer | Kevin Li | | |



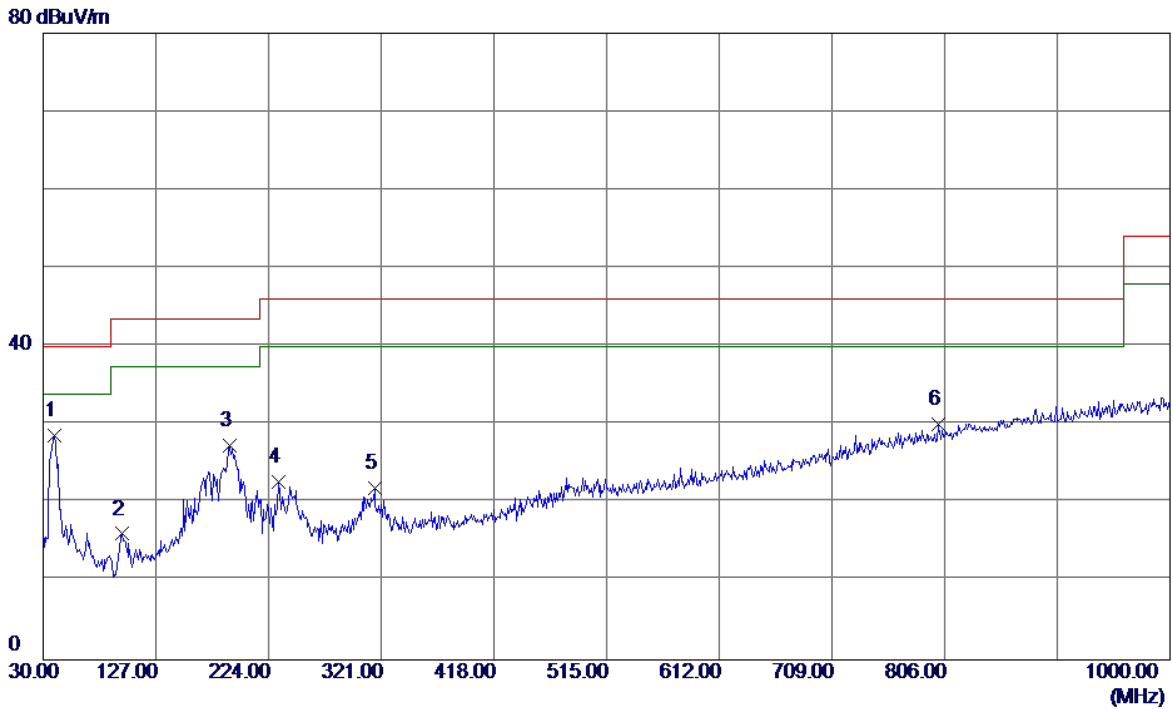
| No. | Freq. MHz | Reading Level dBuV/m | Correct Factor dB | Measure ment dBuV/m | Limit dBuV/m | Margin dB | Detector |
|-----|--------------|----------------------------|-------------------------|---------------------------|-----------------|--------------|----------|
| 1 * | 39.7000 | 42.59 | -13.77 | 28.82 | 40.00 | -11.18 | QP |
| 2 | 190.0500 | 40.08 | -12.45 | 27.63 | 43.50 | -15.87 | QP |
| 3 | 245.3400 | 35.23 | -14.17 | 21.06 | 46.00 | -24.94 | QP |
| 4 | 315.1800 | 33.82 | -11.99 | 21.83 | 46.00 | -24.17 | QP |
| 5 | 486.8700 | 32.96 | -8.27 | 24.69 | 46.00 | -21.31 | QP |
| 6 | 741.0100 | 30.61 | -1.67 | 28.94 | 46.00 | -17.06 | QP |

| | | | |
|---------------|---|-------------------|----------|
| EUT | Smart Phone | Model Name | BAC-L23 |
| Temperature | 25°C | Relative Humidity | 60% |
| Test Voltage | AC 120V/60Hz | Polarization | Vertical |
| Test Mode | Adapter+Traffic (LTE) | | |
| Note | Adapter:Salcomp+USB Cable:Foxconn+Battery:DESAY | | |
| Test Engineer | Kevin Li | | |



| No. | Freq. MHz | Reading Level dBuV/m | Correct Factor dB | Measure ment dBuV/m | Limit dBuV/m | Margin dB | Detector |
|-----|--------------|----------------------------|-------------------------|---------------------------|-----------------|--------------|----------|
| 1 * | 36.7900 | 50.35 | -14.18 | 36.17 | 40.00 | -3.83 | QP |
| 2 | 49.4000 | 39.93 | -13.21 | 26.72 | 40.00 | -13.28 | QP |
| 3 | 67.8300 | 38.40 | -15.64 | 22.76 | 40.00 | -17.24 | QP |
| 4 | 117.3000 | 37.63 | -15.27 | 22.36 | 43.50 | -21.14 | QP |
| 5 | 166.7700 | 38.73 | -12.14 | 26.59 | 43.50 | -16.91 | QP |
| 6 | 190.0500 | 47.60 | -12.45 | 35.15 | 43.50 | -8.35 | QP |

| | | | |
|---------------|---|-------------------|------------|
| EUT | Smart Phone | Model Name | BAC-L23 |
| Temperature | 25°C | Relative Humidity | 60% |
| Test Voltage | AC 120V/60Hz | Polarization | Horizontal |
| Test Mode | Adapter+Traffic (LTE) | | |
| Note | Adapter:Salcomp+USB Cable:Foxconn+Battery:DESAY | | |
| Test Engineer | Kevin Li | | |



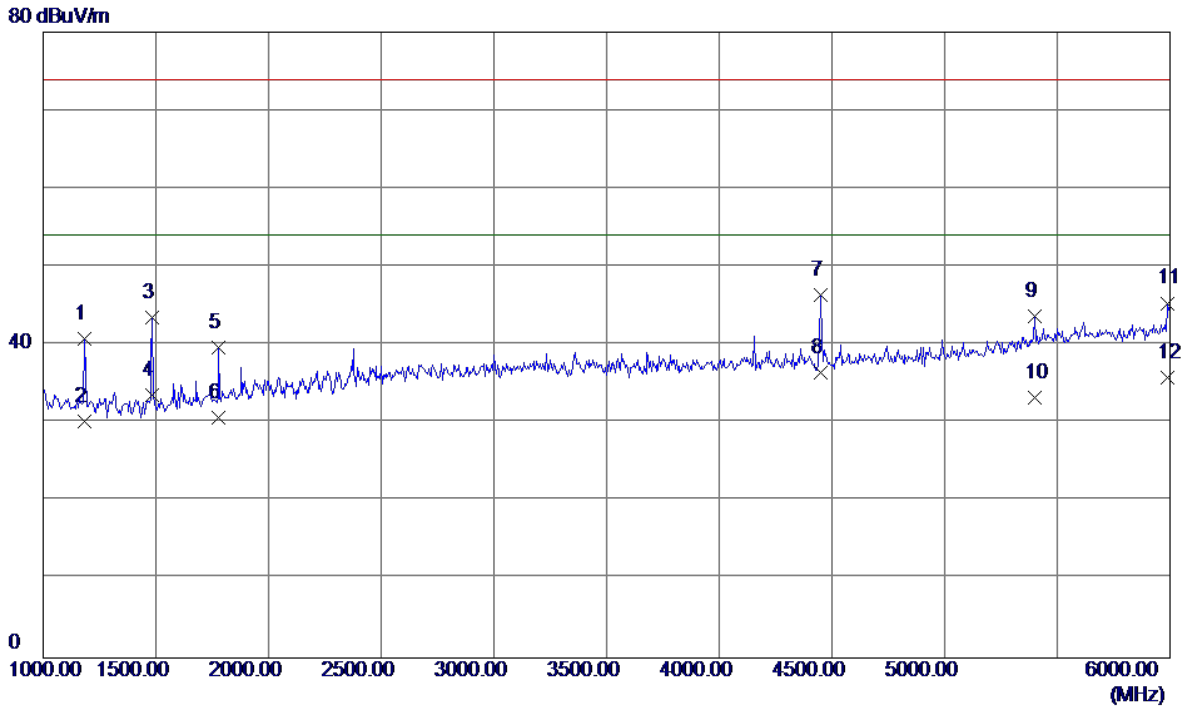
| No. | Freq. MHz | Reading Level dBuV/m | Correct Factor dB | Measure ment dBuV/m | Limit dBuV/m | Margin dB | Detector |
|-----|--------------|----------------------------|-------------------------|---------------------------|-----------------|--------------|----------|
| 1 * | 39.7000 | 42.41 | -13.77 | 28.64 | 40.00 | -11.36 | QP |
| 2 | 97.9000 | 33.81 | -17.73 | 16.08 | 43.50 | -27.42 | QP |
| 3 | 190.0500 | 39.88 | -12.45 | 27.43 | 43.50 | -16.07 | QP |
| 4 | 232.7300 | 36.42 | -13.74 | 22.68 | 46.00 | -23.32 | QP |
| 5 | 315.1800 | 33.97 | -11.99 | 21.98 | 46.00 | -24.02 | QP |
| 6 | 800.1800 | 30.41 | -0.27 | 30.14 | 46.00 | -15.86 | QP |

4.2.7 TEST RESULTS-ABOVE 1GHZ

Remark :

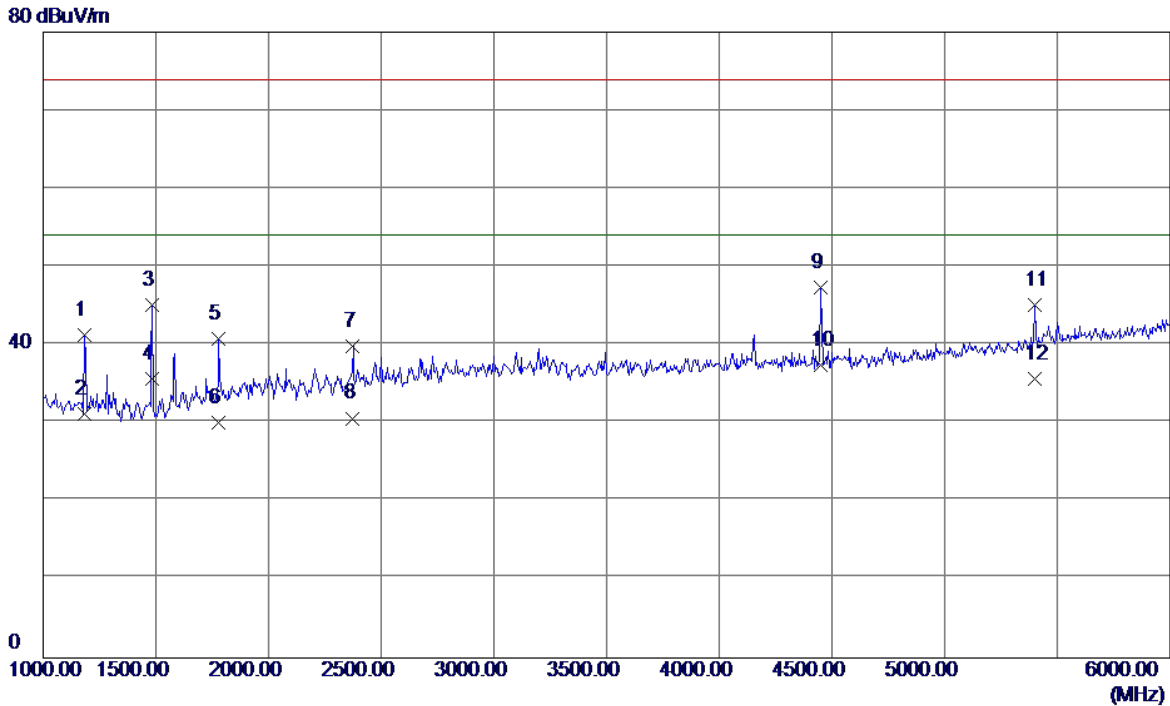
- (1) All readings are Peak unless otherwise stated QP in column of『Note』. Peak denotes that the Peak reading compliance with the QP Limits and then QP Mode measurement didn't perform.
- (2) Radiated emissions measured in frequency range above 1000MHz were made with an instrument using Peak detector mode and AV detector mode of the emission.
- (3) Data of measurement within this frequency range shown “ * ” in the table above means the reading of emissions are attenuated more than 20dB below the permissible limits or the field strength is too small to be measured.
- (4) A preamp and high pass filter were used for this test in order to provide sufficient measurement sensitivity.

| | | | |
|---------------|--|-------------------|----------|
| EUT | Smart Phone | Model Name | BAC-L23 |
| Temperature | 25°C | Relative Humidity | 60% |
| Test Voltage | AC 120V/60Hz | Polarization | Vertical |
| Test Mode | USB copy(EUT with PC)+Idle+ Earphone | | |
| Note | USB Cable:Foxconn+Battery:DESAY+Earphone:Lianchuan | | |
| Test Engineer | Kevin Li | | |



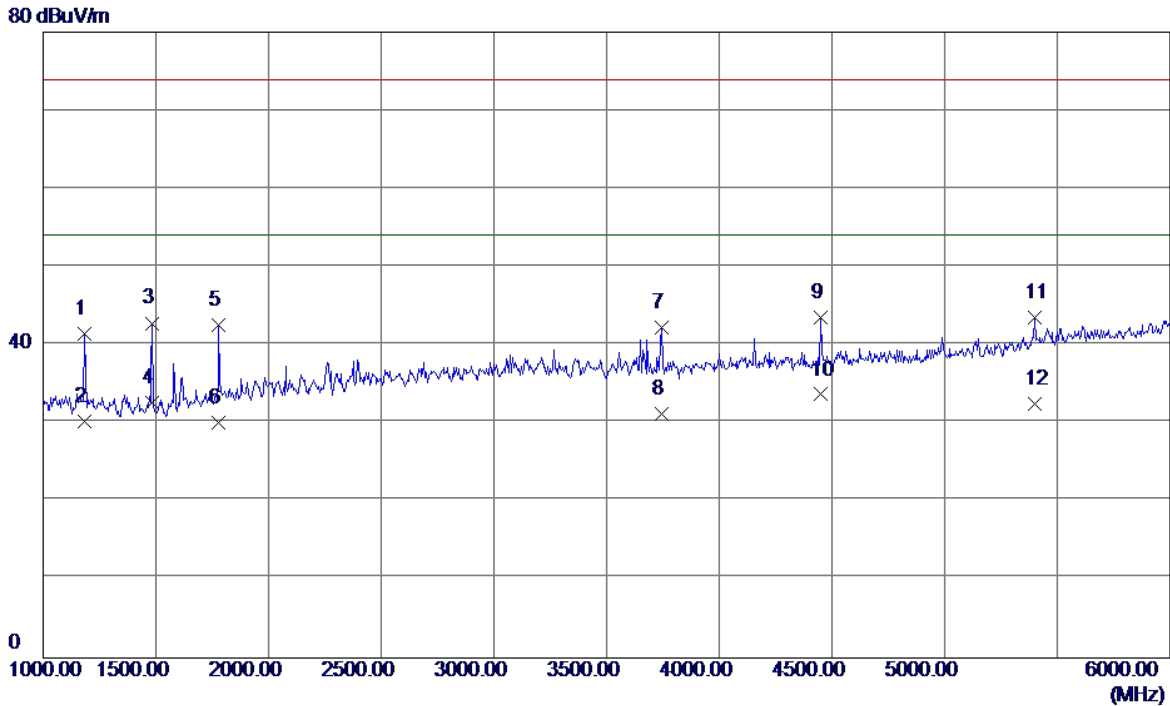
| No. | Freq. MHz | Reading Level dBuV/m | Correct Factor dB | Measure ment dBuV/m | Limit dBuV/m | Margin dB | Detector |
|-----|--------------|----------------------------|-------------------------|---------------------------|-----------------|--------------|----------|
| 1 | 1185.0000 | 47.56 | -6.71 | 40.85 | 74.00 | -33.15 | Peak |
| 2 | 1185.0000 | 36.97 | -6.71 | 30.26 | 54.00 | -23.74 | AVG |
| 3 | 1485.0000 | 49.41 | -5.94 | 43.47 | 74.00 | -30.53 | Peak |
| 4 | 1485.0000 | 39.48 | -5.94 | 33.54 | 54.00 | -20.46 | AVG |
| 5 | 1780.0000 | 43.63 | -3.92 | 39.71 | 74.00 | -34.29 | Peak |
| 6 | 1780.0000 | 34.57 | -3.92 | 30.65 | 54.00 | -23.35 | AVG |
| 7 | 4450.0000 | 41.95 | 4.48 | 46.43 | 74.00 | -27.57 | Peak |
| 8 * | 4450.0000 | 32.03 | 4.48 | 36.51 | 54.00 | -17.49 | AVG |
| 9 | 5400.0000 | 35.63 | 8.09 | 43.72 | 74.00 | -30.28 | Peak |
| 10 | 5400.0000 | 25.16 | 8.09 | 33.25 | 54.00 | -20.75 | AVG |
| 11 | 5990.0000 | 35.06 | 10.30 | 45.36 | 74.00 | -28.64 | Peak |
| 12 | 5990.0000 | 25.54 | 10.30 | 35.84 | 54.00 | -18.16 | AVG |

| | | | |
|---------------|--|-------------------|------------|
| EUT | Smart Phone | Model Name | BAC-L23 |
| Temperature | 25°C | Relative Humidity | 60% |
| Test Voltage | AC 120V/60Hz | Polarization | Horizontal |
| Test Mode | USB copy(EUT with PC)+Idle+ Earphone | | |
| Note | USB Cable:Foxconn+Battery:DESAY+Earphone:Lianchuan | | |
| Test Engineer | Kevin Li | | |



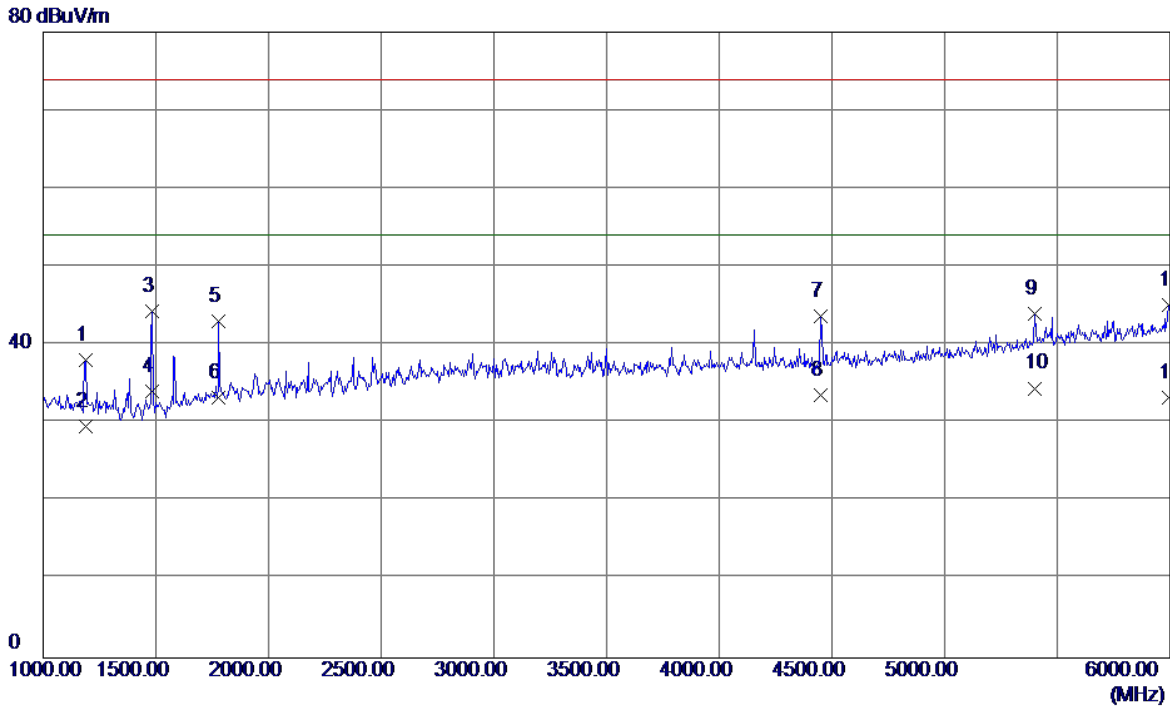
| No. | Freq. MHz | Reading Level dBuV/m | Correct Factor dB | Measure ment dBuV/m | Limit dBuV/m | Margin dB | Detector |
|------|--------------|----------------------------|-------------------------|---------------------------|-----------------|--------------|----------|
| 1 | 1185.0000 | 48.03 | -6.71 | 41.32 | 74.00 | -32.68 | Peak |
| 2 | 1185.0000 | 37.97 | -6.71 | 31.26 | 54.00 | -22.74 | AVG |
| 3 | 1485.0000 | 51.12 | -5.94 | 45.18 | 74.00 | -28.82 | Peak |
| 4 | 1485.0000 | 41.59 | -5.94 | 35.65 | 54.00 | -18.35 | AVG |
| 5 | 1780.0000 | 44.66 | -3.92 | 40.74 | 74.00 | -33.26 | Peak |
| 6 | 1780.0000 | 34.07 | -3.92 | 30.15 | 54.00 | -23.85 | AVG |
| 7 | 2375.0000 | 40.98 | -1.18 | 39.80 | 74.00 | -34.20 | Peak |
| 8 | 2375.0000 | 31.82 | -1.18 | 30.64 | 54.00 | -23.36 | AVG |
| 9 | 4450.0000 | 42.85 | 4.48 | 47.33 | 74.00 | -26.67 | Peak |
| 10 * | 4450.0000 | 33.00 | 4.48 | 37.48 | 54.00 | -16.52 | AVG |
| 11 | 5400.0000 | 37.03 | 8.09 | 45.12 | 74.00 | -28.88 | Peak |
| 12 | 5400.0000 | 27.55 | 8.09 | 35.64 | 54.00 | -18.36 | AVG |

| | | | |
|---------------|--|-------------------|----------|
| EUT | Smart Phone | Model Name | BAC-L23 |
| Temperature | 25°C | Relative Humidity | 60% |
| Test Voltage | AC 120V/60Hz | Polarization | Vertical |
| Test Mode | USB copy(EUT with PC)+Idle+ Earphone | | |
| Note | USB Cable:Honglin+Battery:Sunwoda+Earphone:QUANCHENG | | |
| Test Engineer | Kevin Li | | |



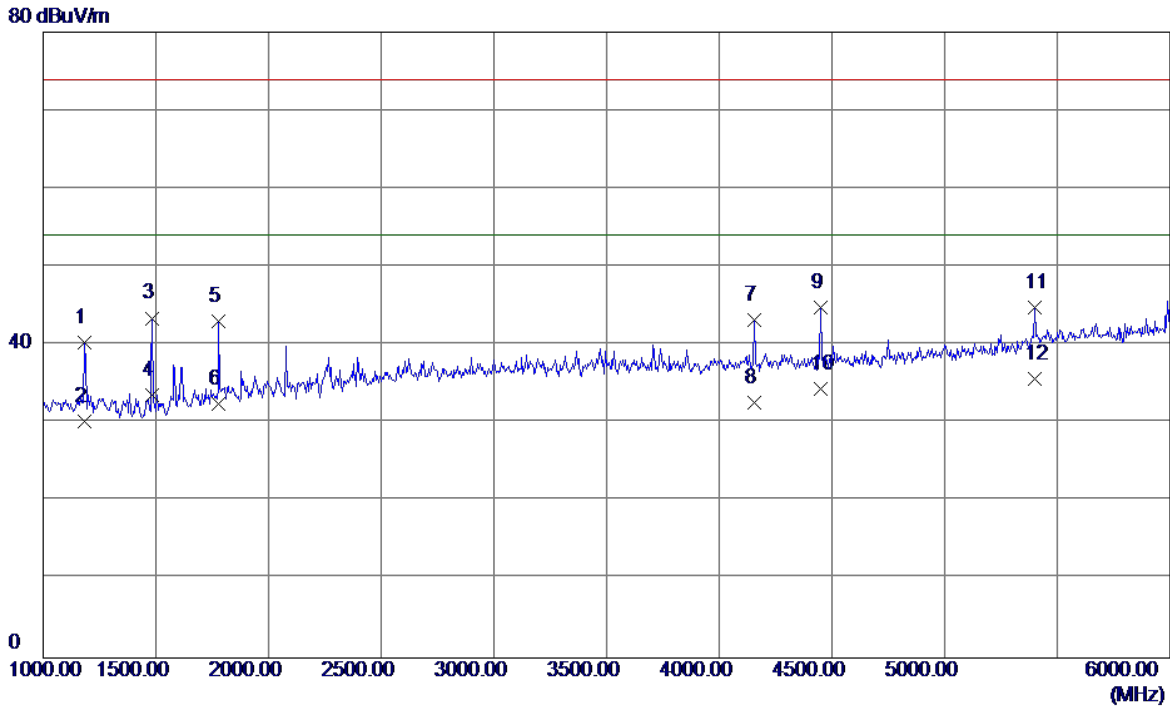
| No. | Freq. MHz | Reading Level dBuV/m | Correct Factor dB | Measure ment dBuV/m | Limit dBuV/m | Margin dB | Detector |
|------|--------------|----------------------------|-------------------------|---------------------------|-----------------|--------------|----------|
| 1 | 1185.0000 | 48.17 | -6.71 | 41.46 | 74.00 | -32.54 | Peak |
| 2 | 1185.0000 | 36.97 | -6.71 | 30.26 | 54.00 | -23.74 | AVG |
| 3 | 1485.0000 | 48.74 | -5.94 | 42.80 | 74.00 | -31.20 | Peak |
| 4 | 1485.0000 | 38.59 | -5.94 | 32.65 | 54.00 | -21.35 | AVG |
| 5 | 1780.0000 | 46.55 | -3.92 | 42.63 | 74.00 | -31.37 | Peak |
| 6 | 1780.0000 | 34.07 | -3.92 | 30.15 | 54.00 | -23.85 | AVG |
| 7 | 3745.0000 | 39.47 | 2.77 | 42.24 | 74.00 | -31.76 | Peak |
| 8 | 3745.0000 | 28.47 | 2.77 | 31.24 | 54.00 | -22.76 | AVG |
| 9 | 4450.0000 | 39.09 | 4.48 | 43.57 | 74.00 | -30.43 | Peak |
| 10 * | 4450.0000 | 29.20 | 4.48 | 33.68 | 54.00 | -20.32 | AVG |
| 11 | 5400.0000 | 35.40 | 8.09 | 43.49 | 74.00 | -30.51 | Peak |
| 12 | 5400.0000 | 24.45 | 8.09 | 32.54 | 54.00 | -21.46 | AVG |

| | | | |
|---------------|--|-------------------|------------|
| EUT | Smart Phone | Model Name | BAC-L23 |
| Temperature | 25°C | Relative Humidity | 60% |
| Test Voltage | AC 120V/60Hz | Polarization | Horizontal |
| Test Mode | USB copy(EUT with PC)+Idle+ Earphone | | |
| Note | USB Cable:Honglin+Battery:Sunwoda+Earphone:QUANCHENG | | |
| Test Engineer | Kevin Li | | |



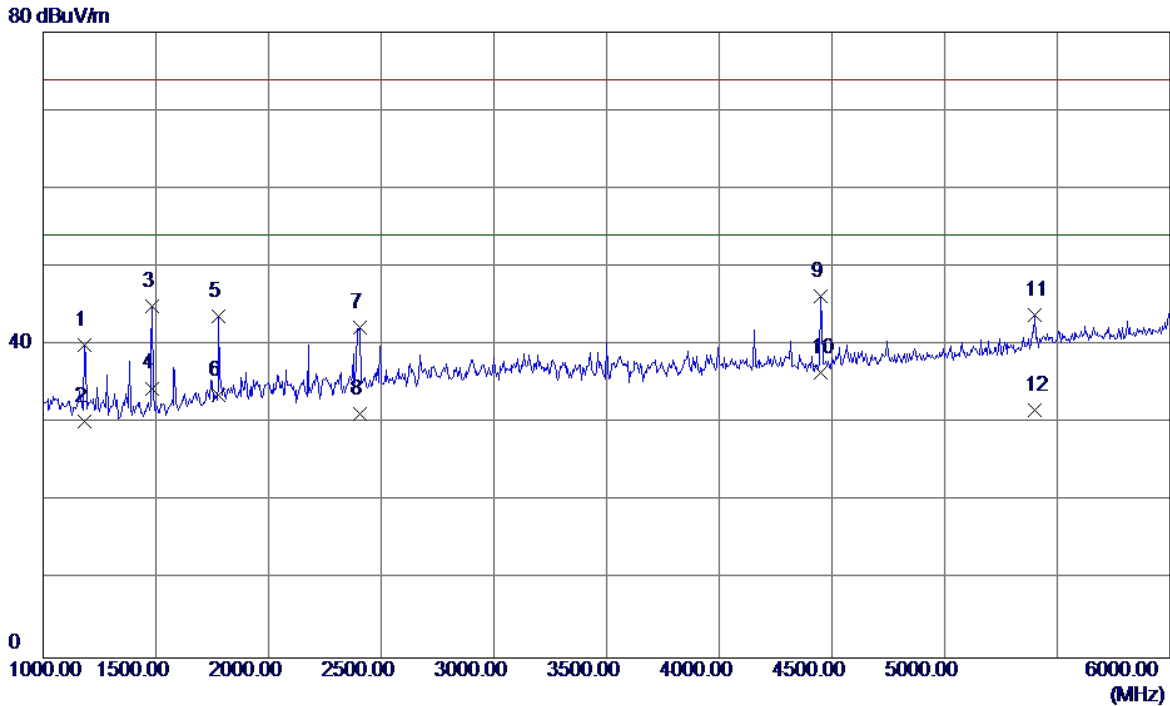
| No. | Freq. MHz | Reading Level dBuV/m | Correct Factor dB | Measure ment dBuV/m | Limit dBuV/m | Margin dB | Detector |
|------|--------------|----------------------------|-------------------------|---------------------------|-----------------|--------------|----------|
| 1 | 1190.0000 | 44.82 | -6.69 | 38.13 | 74.00 | -35.87 | Peak |
| 2 | 1190.0000 | 36.34 | -6.69 | 29.65 | 54.00 | -24.35 | AVG |
| 3 | 1485.0000 | 50.26 | -5.94 | 44.32 | 74.00 | -29.68 | Peak |
| 4 | 1485.0000 | 40.09 | -5.94 | 34.15 | 54.00 | -19.85 | AVG |
| 5 | 1780.0000 | 47.01 | -3.92 | 43.09 | 74.00 | -30.91 | Peak |
| 6 | 1780.0000 | 37.18 | -3.92 | 33.26 | 54.00 | -20.74 | AVG |
| 7 | 4450.0000 | 39.25 | 4.48 | 43.73 | 74.00 | -30.27 | Peak |
| 8 | 4450.0000 | 29.17 | 4.48 | 33.65 | 54.00 | -20.35 | AVG |
| 9 | 5400.0000 | 35.96 | 8.09 | 44.05 | 74.00 | -29.95 | Peak |
| 10 * | 5400.0000 | 26.39 | 8.09 | 34.48 | 54.00 | -19.52 | AVG |
| 11 | 5995.0000 | 34.85 | 10.31 | 45.16 | 74.00 | -28.84 | Peak |
| 12 | 5995.0000 | 22.95 | 10.31 | 33.26 | 54.00 | -20.74 | AVG |

| | | | |
|---------------|--|-------------------|----------|
| EUT | Smart Phone | Model Name | BAC-L23 |
| Temperature | 25°C | Relative Humidity | 60% |
| Test Voltage | AC 120V/60Hz | Polarization | Vertical |
| Test Mode | USB copy(EUT with PC)+Idle+ Earphone | | |
| Note | USB Cable:Luxshare+Battery:SCUD+Earphone:Lianchuan | | |
| Test Engineer | Kevin Li | | |



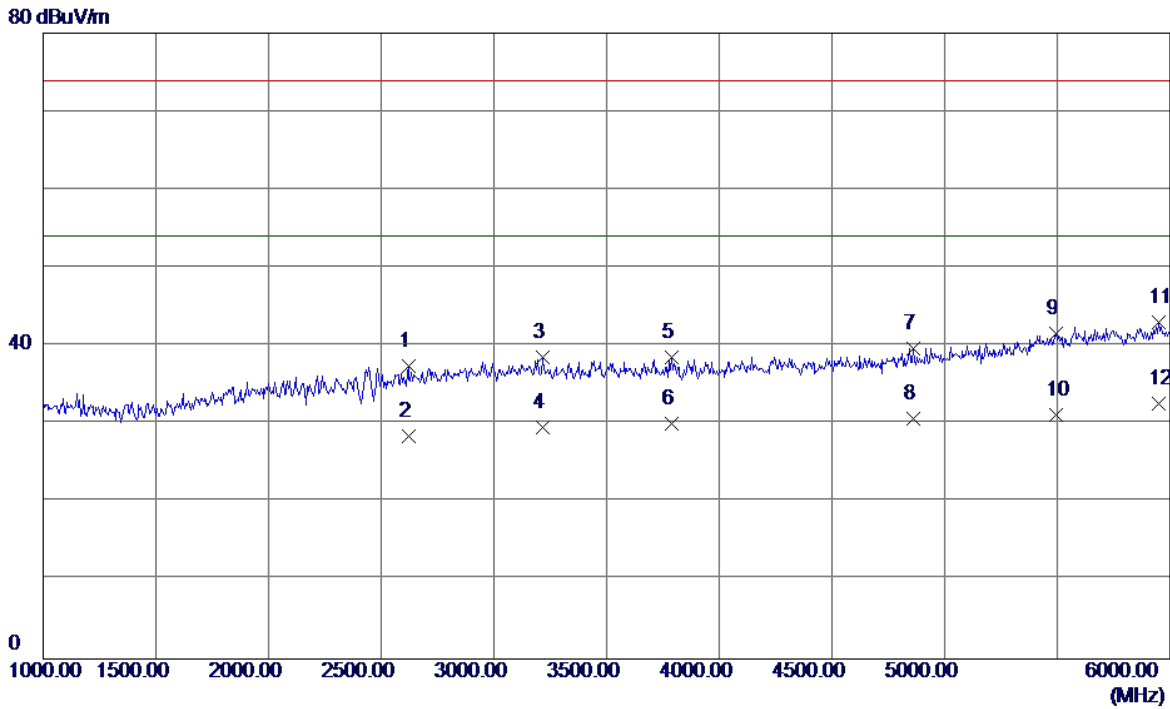
| No. | Freq. MHz | Reading Level dBuV/m | Correct Factor dB | Measure ment dBuV/m | Limit dBuV/m | Margin dB | Detector |
|------|--------------|----------------------------|-------------------------|---------------------------|-----------------|--------------|----------|
| 1 | 1185.0000 | 46.96 | -6.71 | 40.25 | 74.00 | -33.75 | Peak |
| 2 | 1185.0000 | 36.97 | -6.71 | 30.26 | 54.00 | -23.74 | AVG |
| 3 | 1485.0000 | 49.38 | -5.94 | 43.44 | 74.00 | -30.56 | Peak |
| 4 | 1485.0000 | 39.59 | -5.94 | 33.65 | 54.00 | -20.35 | AVG |
| 5 | 1780.0000 | 46.90 | -3.92 | 42.98 | 74.00 | -31.02 | Peak |
| 6 | 1780.0000 | 36.40 | -3.92 | 32.48 | 54.00 | -21.52 | AVG |
| 7 | 4155.0000 | 39.37 | 3.80 | 43.17 | 74.00 | -30.83 | Peak |
| 8 | 4155.0000 | 28.84 | 3.80 | 32.64 | 54.00 | -21.36 | AVG |
| 9 | 4450.0000 | 40.37 | 4.48 | 44.85 | 74.00 | -29.15 | Peak |
| 10 | 4450.0000 | 29.94 | 4.48 | 34.42 | 54.00 | -19.58 | AVG |
| 11 | 5400.0000 | 36.76 | 8.09 | 44.85 | 74.00 | -29.15 | Peak |
| 12 * | 5400.0000 | 27.56 | 8.09 | 35.65 | 54.00 | -18.35 | AVG |

| | | | |
|---------------|--|-------------------|------------|
| EUT | Smart Phone | Model Name | BAC-L23 |
| Temperature | 25°C | Relative Humidity | 60% |
| Test Voltage | AC 120V/60Hz | Polarization | Horizontal |
| Test Mode | USB copy(EUT with PC)+Idle+ Earphone | | |
| Note | USB Cable:Luxshare+Battery:SCUD+Earphone:Lianchuan | | |
| Test Engineer | Kevin Li | | |



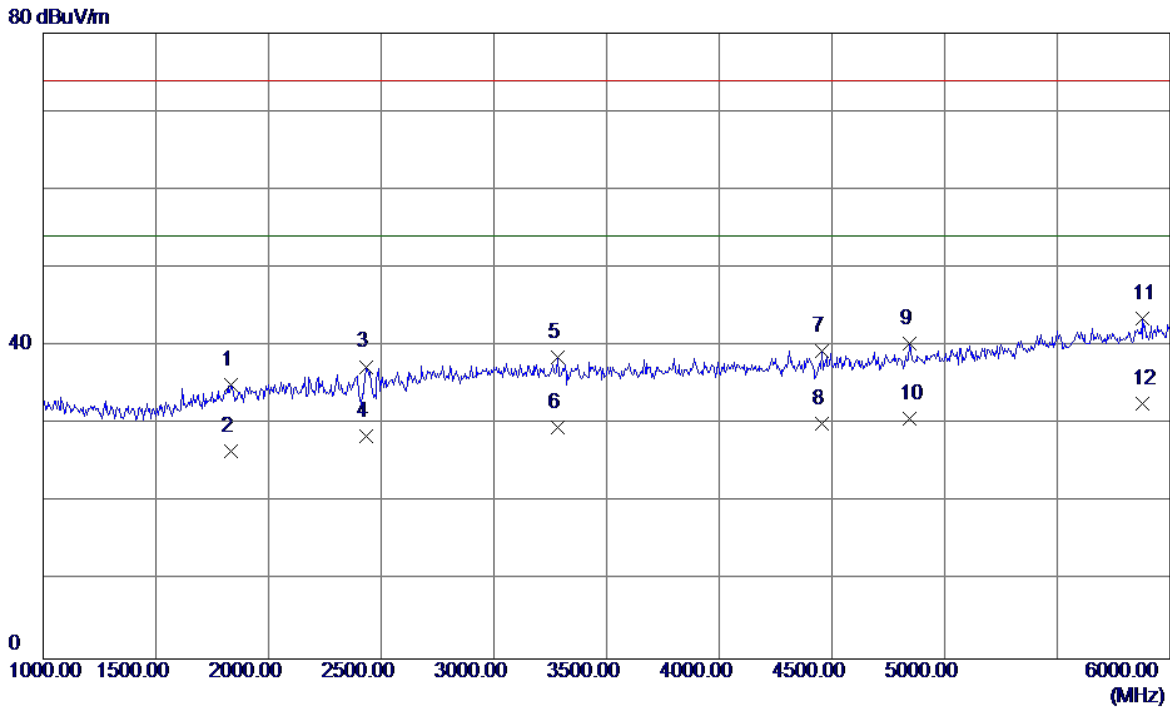
| No. | Freq. MHz | Reading Level dBuV/m | Correct Factor dB | Measure ment dBuV/m | Limit dBuV/m | Margin dB | Detector |
|------|--------------|----------------------------|-------------------------|---------------------------|-----------------|--------------|----------|
| 1 | 1185.0000 | 46.71 | -6.71 | 40.00 | 74.00 | -34.00 | Peak |
| 2 | 1185.0000 | 36.97 | -6.71 | 30.26 | 54.00 | -23.74 | AVG |
| 3 | 1485.0000 | 50.89 | -5.94 | 44.95 | 74.00 | -29.05 | Peak |
| 4 | 1485.0000 | 40.42 | -5.94 | 34.48 | 54.00 | -19.52 | AVG |
| 5 | 1780.0000 | 47.57 | -3.92 | 43.65 | 74.00 | -30.35 | Peak |
| 6 | 1780.0000 | 37.57 | -3.92 | 33.65 | 54.00 | -20.35 | AVG |
| 7 | 2405.0000 | 43.30 | -1.09 | 42.21 | 74.00 | -31.79 | Peak |
| 8 | 2405.0000 | 32.33 | -1.09 | 31.24 | 54.00 | -22.76 | AVG |
| 9 | 4450.0000 | 41.74 | 4.48 | 46.22 | 74.00 | -27.78 | Peak |
| 10 * | 4450.0000 | 32.06 | 4.48 | 36.54 | 54.00 | -17.46 | AVG |
| 11 | 5400.0000 | 35.73 | 8.09 | 43.82 | 74.00 | -30.18 | Peak |
| 12 | 5400.0000 | 23.55 | 8.09 | 31.64 | 54.00 | -22.36 | AVG |

| | | | |
|---------------|--|-------------------|----------|
| EUT | Smart Phone | Model Name | BAC-L23 |
| Temperature | 25°C | Relative Humidity | 60% |
| Test Voltage | AC 120V/60Hz | Polarization | Vertical |
| Test Mode | Adapter+Idle+BT+WIFI+GPS+Camera on+Earphone | | |
| Note | Adapter:BYD+USB Cable:Foxconn+Battery:DESAY+Earphone:Lianchuang | | |
| Test Engineer | Kevin Li | | |



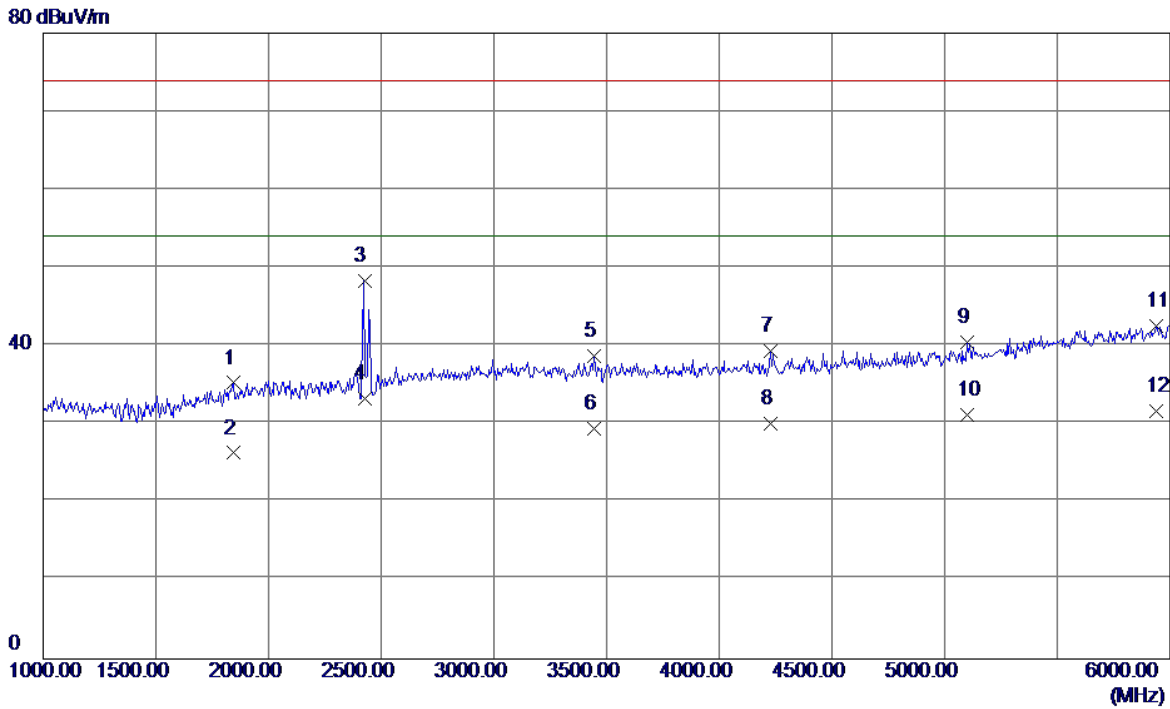
| No. | Freq. MHz | Reading Level dBuV/m | Correct Factor dB | Measure ment dBuV/m | Limit dBuV/m | Margin dB | Detector |
|------|--------------|----------------------------|-------------------------|---------------------------|-----------------|--------------|----------|
| 1 | 2620.0000 | 37.72 | -0.32 | 37.40 | 74.00 | -36.60 | Peak |
| 2 | 2620.0000 | 28.83 | -0.32 | 28.51 | 54.00 | -25.49 | AVG |
| 3 | 3215.0000 | 36.92 | 1.57 | 38.49 | 74.00 | -35.51 | Peak |
| 4 | 3215.0000 | 28.08 | 1.57 | 29.65 | 54.00 | -24.35 | AVG |
| 5 | 3790.0000 | 35.66 | 2.89 | 38.55 | 74.00 | -35.45 | Peak |
| 6 | 3790.0000 | 27.26 | 2.89 | 30.15 | 54.00 | -23.85 | AVG |
| 7 | 4860.0000 | 34.16 | 5.57 | 39.73 | 74.00 | -34.27 | Peak |
| 8 | 4860.0000 | 25.08 | 5.57 | 30.65 | 54.00 | -23.35 | AVG |
| 9 | 5495.0000 | 32.95 | 8.60 | 41.55 | 74.00 | -32.45 | Peak |
| 10 | 5495.0000 | 22.64 | 8.60 | 31.24 | 54.00 | -22.76 | AVG |
| 11 | 5950.0000 | 32.93 | 10.16 | 43.09 | 74.00 | -30.91 | Peak |
| 12 * | 5950.0000 | 22.49 | 10.16 | 32.65 | 54.00 | -21.35 | AVG |

| | | | |
|---------------|--|-------------------|------------|
| EUT | Smart Phone | Model Name | BAC-L23 |
| Temperature | 25°C | Relative Humidity | 60% |
| Test Voltage | AC 120V/60Hz | Polarization | Horizontal |
| Test Mode | Adapter+Idle+BT+WIFI+GPS+Camera on+Earphone | | |
| Note | Adapter:BYD+USB Cable:Foxconn+Battery:DESAY+Earphone:Lianchuang | | |
| Test Engineer | Kevin Li | | |



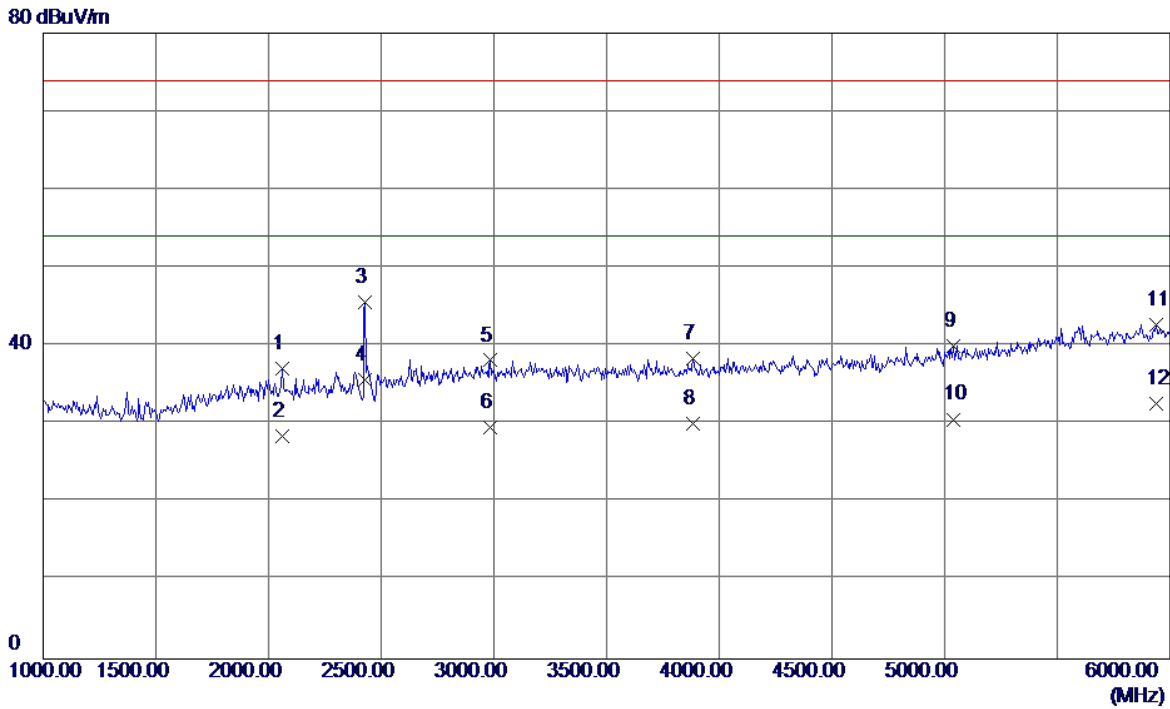
| No. | Freq. MHz | Reading Level dBuV/m | Correct Factor dB | Measure ment dBuV/m | Limit dBuV/m | Margin dB | Detector |
|------|--------------|----------------------------|-------------------------|---------------------------|-----------------|--------------|----------|
| 1 | 1835.0000 | 38.54 | -3.54 | 35.00 | 74.00 | -39.00 | Peak |
| 2 | 1835.0000 | 30.08 | -3.54 | 26.54 | 54.00 | -27.46 | AVG |
| 3 | 2435.0000 | 38.35 | -0.99 | 37.36 | 74.00 | -36.64 | Peak |
| 4 | 2435.0000 | 29.50 | -0.99 | 28.51 | 54.00 | -25.49 | AVG |
| 5 | 3285.0000 | 36.93 | 1.70 | 38.63 | 74.00 | -35.37 | Peak |
| 6 | 3285.0000 | 27.95 | 1.70 | 29.65 | 54.00 | -24.35 | AVG |
| 7 | 4455.0000 | 34.92 | 4.50 | 39.42 | 74.00 | -34.58 | Peak |
| 8 | 4455.0000 | 25.65 | 4.50 | 30.15 | 54.00 | -23.85 | AVG |
| 9 | 4845.0000 | 34.79 | 5.53 | 40.32 | 74.00 | -33.68 | Peak |
| 10 | 4845.0000 | 25.12 | 5.53 | 30.65 | 54.00 | -23.35 | AVG |
| 11 | 5880.0000 | 33.67 | 9.92 | 43.59 | 74.00 | -30.41 | Peak |
| 12 * | 5880.0000 | 22.72 | 9.92 | 32.64 | 54.00 | -21.36 | AVG |

| | | | |
|---------------|--|-------------------|----------|
| EUT | Smart Phone | Model Name | BAC-L23 |
| Temperature | 25°C | Relative Humidity | 60% |
| Test Voltage | AC 120V/60Hz | Polarization | Vertical |
| Test Mode | Adapter+Idle+BT+WIFI+GPS+Camera on+Earphone | | |
| Note | Adapter:Salcomp+USB Cable:Foxconn+Battery:DESAY+Earphone:Lianchuang | | |
| Test Engineer | Kevin Li | | |



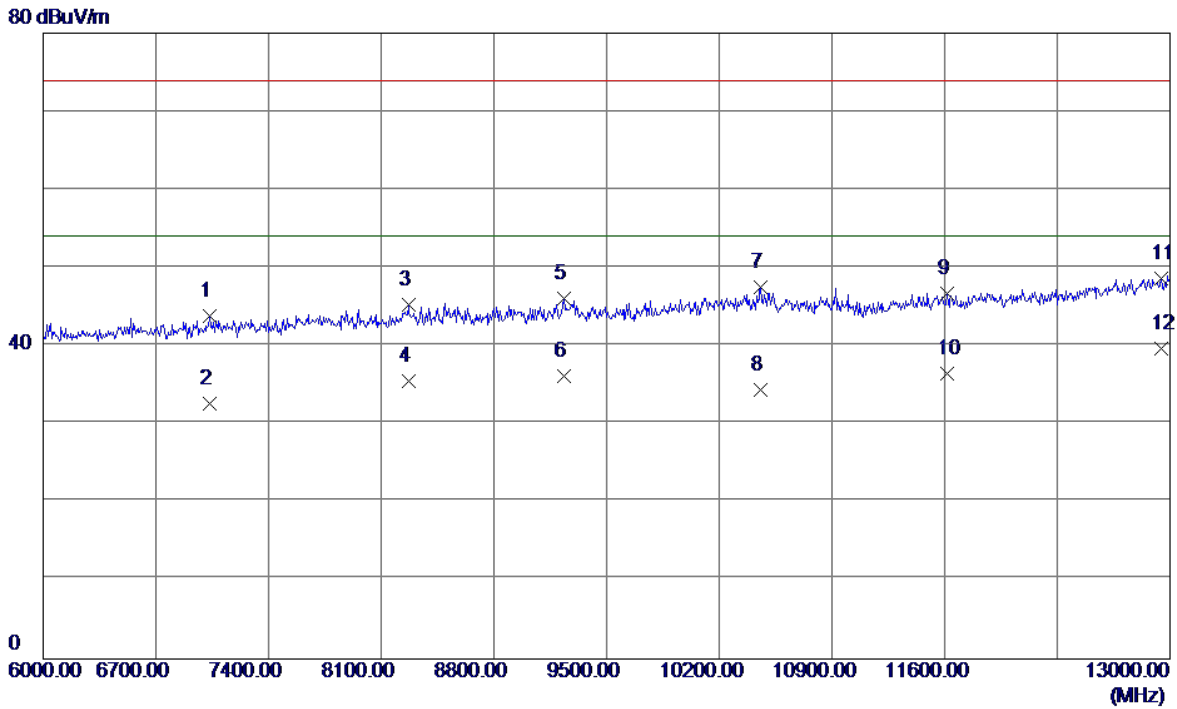
| No. | Freq. MHz | Reading Level dBuV/m | Correct Factor dB | Measure ment dBuV/m | Limit dBuV/m | Margin dB | Detector |
|-----|--------------|----------------------------|-------------------------|---------------------------|-----------------|--------------|----------|
| 1 | 1845.0000 | 38.74 | -3.46 | 35.28 | 74.00 | -38.72 | Peak |
| 2 | 1845.0000 | 29.78 | -3.46 | 26.32 | 54.00 | -27.68 | AVG |
| 3 | 2425.0000 | 49.38 | -1.02 | 48.36 | 74.00 | -25.64 | Peak |
| 4 * | 2425.0000 | 34.26 | -1.02 | 33.24 | 54.00 | -20.76 | AVG |
| 5 | 3445.0000 | 36.71 | 2.01 | 38.72 | 74.00 | -35.28 | Peak |
| 6 | 3445.0000 | 27.50 | 2.01 | 29.51 | 54.00 | -24.49 | AVG |
| 7 | 4230.0000 | 35.34 | 3.97 | 39.31 | 74.00 | -34.69 | Peak |
| 8 | 4230.0000 | 26.18 | 3.97 | 30.15 | 54.00 | -23.85 | AVG |
| 9 | 5100.0000 | 34.03 | 6.48 | 40.51 | 74.00 | -33.49 | Peak |
| 10 | 5100.0000 | 24.76 | 6.48 | 31.24 | 54.00 | -22.76 | AVG |
| 11 | 5940.0000 | 32.45 | 10.13 | 42.58 | 74.00 | -31.42 | Peak |
| 12 | 5940.0000 | 21.49 | 10.13 | 31.62 | 54.00 | -22.38 | AVG |

| | | | |
|---------------|--|-------------------|------------|
| EUT | Smart Phone | Model Name | BAC-L23 |
| Temperature | 25°C | Relative Humidity | 60% |
| Test Voltage | AC 120V/60Hz | Polarization | Horizontal |
| Test Mode | Adapter+Idle+BT+WIFI+GPS+Camera on+Earphone | | |
| Note | Adapter:Salcomp+USB Cable:Foxconn+Battery:DESAY+Earphone:Lianchuang | | |
| Test Engineer | Kevin Li | | |



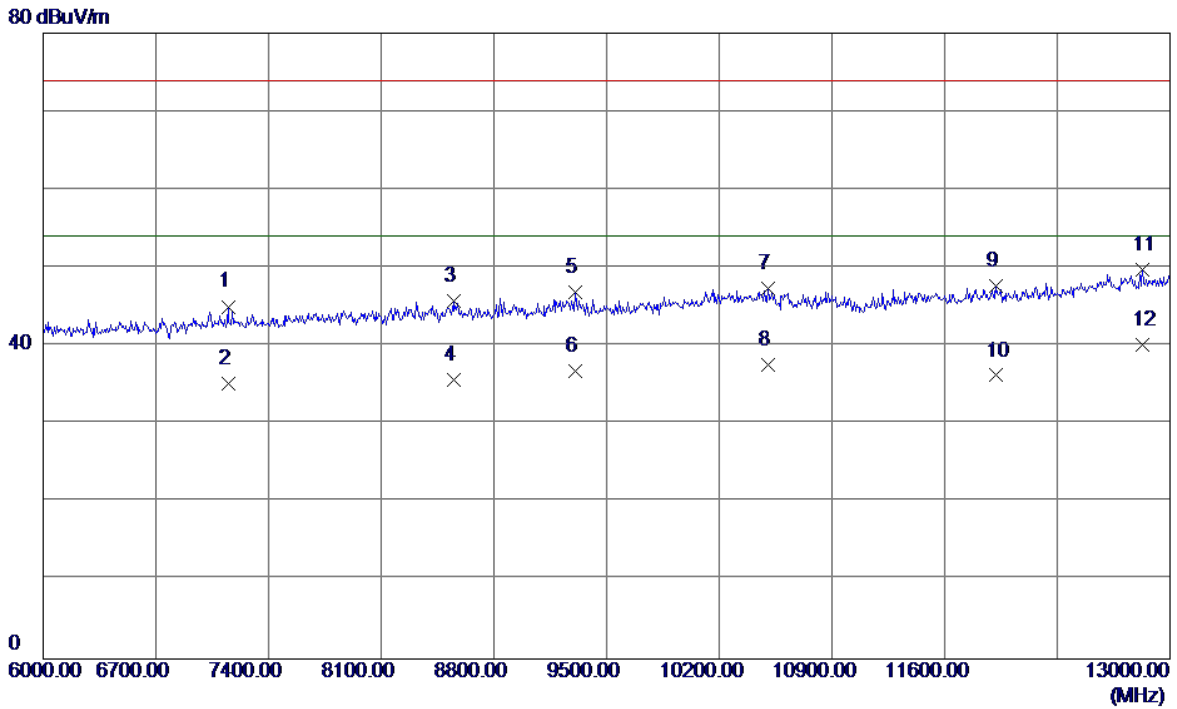
| No. | Freq. MHz | Reading Level dBuV/m | Correct Factor dB | Measure ment dBuV/m | Limit dBuV/m | Margin dB | Detector |
|-----|--------------|----------------------------|-------------------------|---------------------------|-----------------|--------------|----------|
| 1 | 2060.0000 | 39.34 | -2.18 | 37.16 | 74.00 | -36.84 | Peak |
| 2 | 2060.0000 | 30.69 | -2.18 | 28.51 | 54.00 | -25.49 | AVG |
| 3 | 2430.0000 | 46.60 | -1.01 | 45.59 | 74.00 | -28.41 | Peak |
| 4 * | 2430.0000 | 36.66 | -1.01 | 35.65 | 54.00 | -18.35 | AVG |
| 5 | 2985.0000 | 37.07 | 1.09 | 38.16 | 74.00 | -35.84 | Peak |
| 6 | 2985.0000 | 28.56 | 1.09 | 29.65 | 54.00 | -24.35 | AVG |
| 7 | 3885.0000 | 35.28 | 3.14 | 38.42 | 74.00 | -35.58 | Peak |
| 8 | 3885.0000 | 27.01 | 3.14 | 30.15 | 54.00 | -23.85 | AVG |
| 9 | 5040.0000 | 33.87 | 6.16 | 40.03 | 74.00 | -33.97 | Peak |
| 10 | 5040.0000 | 24.48 | 6.16 | 30.64 | 54.00 | -23.36 | AVG |
| 11 | 5940.0000 | 32.66 | 10.13 | 42.79 | 74.00 | -31.21 | Peak |
| 12 | 5940.0000 | 22.52 | 10.13 | 32.65 | 54.00 | -21.35 | AVG |

| | | | |
|---------------|--|-------------------|----------|
| EUT | Smart Phone | Model Name | BAC-L23 |
| Temperature | 25°C | Relative Humidity | 60% |
| Test Voltage | AC 120V/60Hz | Polarization | Vertical |
| Test Mode | Adapter+Idle+BT+WIFI+GPS+Camera on+Earphone | | |
| Note | Adapter:Salcomp+USB Cable:Foxconn+Battery:DESAY+Earphone:Lianchuang | | |
| Test Engineer | Kevin Li | | |



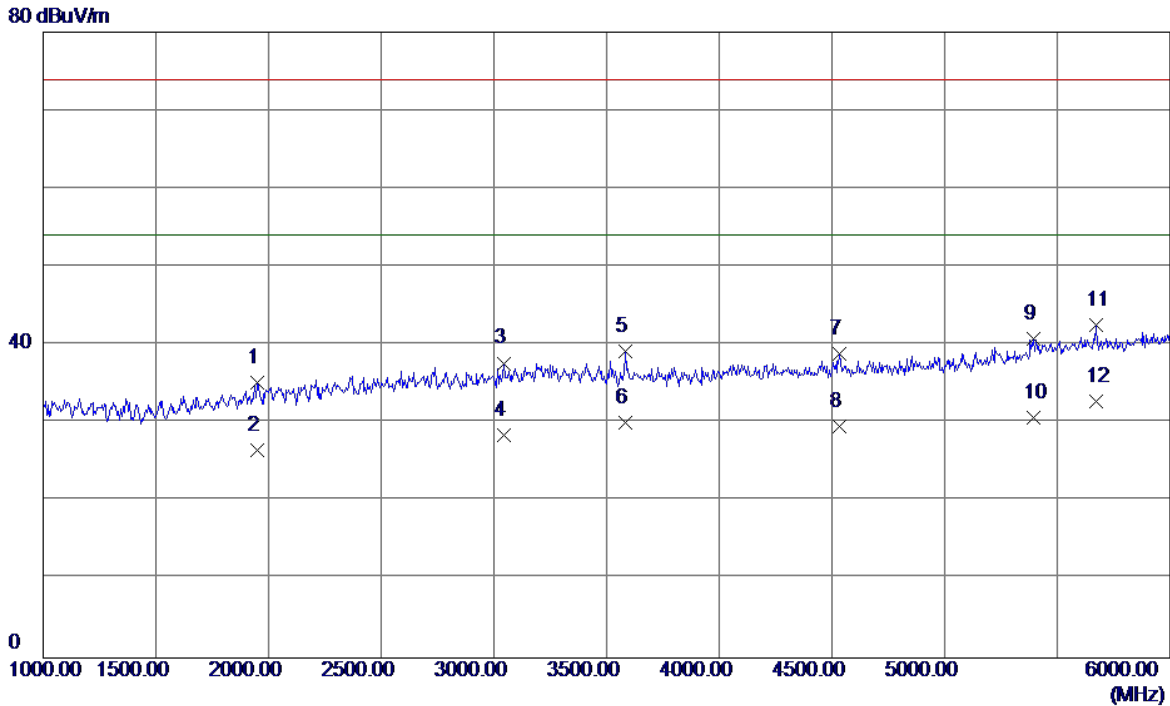
| No. | Freq. MHz | Reading Level dBuV/m | Correct Factor dB | Measure ment dBuV/m | Limit dBuV/m | Margin dB | Detector |
|------|--------------|----------------------------|-------------------------|---------------------------|-----------------|--------------|----------|
| 1 | 7036.0000 | 32.04 | 11.78 | 43.82 | 74.00 | -30.18 | Peak |
| 2 | 7036.0000 | 20.87 | 11.78 | 32.65 | 54.00 | -21.35 | AVG |
| 3 | 8268.0000 | 31.64 | 13.67 | 45.31 | 74.00 | -28.69 | Peak |
| 4 | 8268.0000 | 21.81 | 13.67 | 35.48 | 54.00 | -18.52 | AVG |
| 5 | 9234.0000 | 31.72 | 14.39 | 46.11 | 74.00 | -27.89 | Peak |
| 6 | 9234.0000 | 21.82 | 14.39 | 36.21 | 54.00 | -17.79 | AVG |
| 7 | 10459.0000 | 31.00 | 16.51 | 47.51 | 74.00 | -26.49 | Peak |
| 8 | 10459.0000 | 17.94 | 16.51 | 34.45 | 54.00 | -19.55 | AVG |
| 9 | 11614.0000 | 29.65 | 17.09 | 46.74 | 74.00 | -27.26 | Peak |
| 10 | 11614.0000 | 19.45 | 17.09 | 36.54 | 54.00 | -17.46 | AVG |
| 11 | 12944.0000 | 28.94 | 19.75 | 48.69 | 74.00 | -25.31 | Peak |
| 12 * | 12944.0000 | 19.90 | 19.75 | 39.65 | 54.00 | -14.35 | AVG |

| | | | |
|---------------|--|-------------------|------------|
| EUT | Smart Phone | Model Name | BAC-L23 |
| Temperature | 25°C | Relative Humidity | 60% |
| Test Voltage | AC 120V/60Hz | Polarization | Horizontal |
| Test Mode | Adapter+Idle+BT+WIFI+GPS+Camera on+Earphone | | |
| Note | Adapter:Salcomp+USB Cable:Foxconn+Battery:DESAY+Earphone:Lianchuang | | |
| Test Engineer | Kevin Li | | |



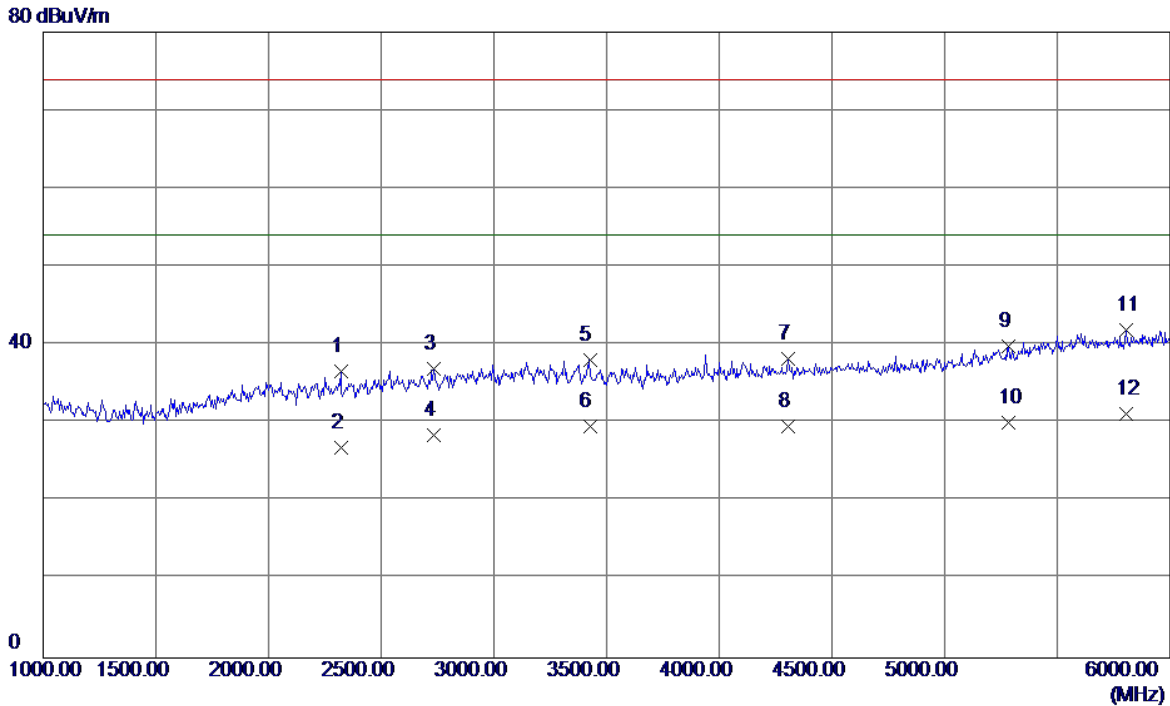
| No. | Freq. MHz | Reading Level dBuV/m | Correct Factor dB | Measure ment dBuV/m | Limit dBuV/m | Margin dB | Detector |
|------|--------------|----------------------------|-------------------------|---------------------------|-----------------|--------------|----------|
| 1 | 7148.0000 | 33.09 | 11.95 | 45.04 | 74.00 | -28.96 | Peak |
| 2 | 7148.0000 | 23.31 | 11.95 | 35.26 | 54.00 | -18.74 | AVG |
| 3 | 8548.0000 | 31.60 | 14.17 | 45.77 | 74.00 | -28.23 | Peak |
| 4 | 8548.0000 | 21.48 | 14.17 | 35.65 | 54.00 | -18.35 | AVG |
| 5 | 9304.0000 | 32.49 | 14.36 | 46.85 | 74.00 | -27.15 | Peak |
| 6 | 9304.0000 | 22.48 | 14.36 | 36.84 | 54.00 | -17.16 | AVG |
| 7 | 10501.0000 | 30.75 | 16.62 | 47.37 | 74.00 | -26.63 | Peak |
| 8 | 10501.0000 | 21.03 | 16.62 | 37.65 | 54.00 | -16.35 | AVG |
| 9 | 11922.0000 | 30.50 | 17.23 | 47.73 | 74.00 | -26.27 | Peak |
| 10 | 11922.0000 | 19.01 | 17.23 | 36.24 | 54.00 | -17.76 | AVG |
| 11 | 12832.0000 | 30.36 | 19.36 | 49.72 | 74.00 | -24.28 | Peak |
| 12 * | 12832.0000 | 20.74 | 19.36 | 40.10 | 54.00 | -13.90 | AVG |

| | | | |
|---------------|---|-------------------|----------|
| EUT | Smart Phone | Model Name | BAC-L23 |
| Temperature | 25°C | Relative Humidity | 60% |
| Test Voltage | AC 120V/60Hz | Polarization | Vertical |
| Test Mode | Adapter+Idle+Playing+Speaker | | |
| Note | Adapter:Salcomp+USB Cable:Foxconn+Battery:DESAY | | |
| Test Engineer | Kevin Li | | |



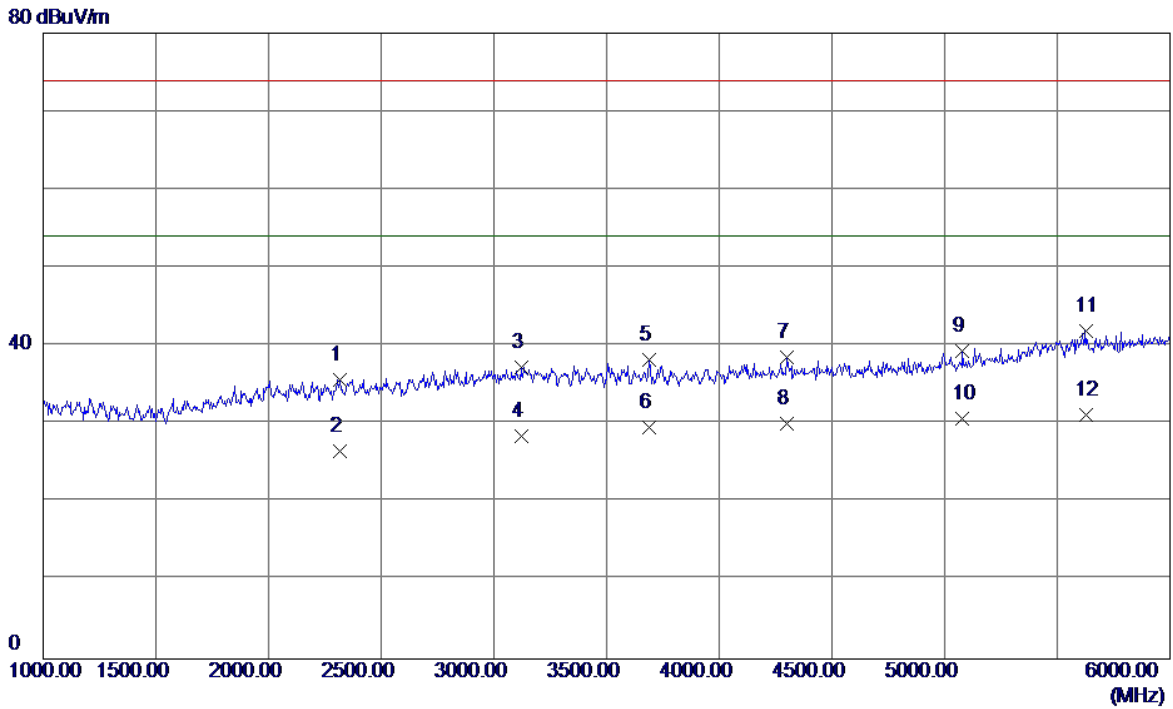
| No. | Freq. MHz | Reading Level dBuV/m | Correct Factor dB | Measure ment dBuV/m | Limit dBuV/m | Margin dB | Detector |
|------|--------------|----------------------------|-------------------------|---------------------------|-----------------|--------------|----------|
| 1 | 1950.0000 | 37.93 | -2.72 | 35.21 | 74.00 | -38.79 | Peak |
| 2 | 1950.0000 | 29.26 | -2.72 | 26.54 | 54.00 | -27.46 | AVG |
| 3 | 3045.0000 | 36.44 | 1.24 | 37.68 | 74.00 | -36.32 | Peak |
| 4 | 3045.0000 | 27.27 | 1.24 | 28.51 | 54.00 | -25.49 | AVG |
| 5 | 3585.0000 | 36.89 | 2.34 | 39.23 | 74.00 | -34.77 | Peak |
| 6 | 3585.0000 | 27.81 | 2.34 | 30.15 | 54.00 | -23.85 | AVG |
| 7 | 4535.0000 | 34.23 | 4.69 | 38.92 | 74.00 | -35.08 | Peak |
| 8 | 4535.0000 | 24.96 | 4.69 | 29.65 | 54.00 | -24.35 | AVG |
| 9 | 5395.0000 | 32.78 | 8.06 | 40.84 | 74.00 | -33.16 | Peak |
| 10 | 5395.0000 | 22.59 | 8.06 | 30.65 | 54.00 | -23.35 | AVG |
| 11 | 5670.0000 | 33.43 | 9.20 | 42.63 | 74.00 | -31.37 | Peak |
| 12 * | 5670.0000 | 23.58 | 9.20 | 32.78 | 54.00 | -21.22 | AVG |

| | | | |
|---------------|---|-------------------|------------|
| EUT | Smart Phone | Model Name | BAC-L23 |
| Temperature | 25°C | Relative Humidity | 60% |
| Test Voltage | AC 120V/60Hz | Polarization | Horizontal |
| Test Mode | Adapter+Idle+Playing+Speaker | | |
| Note | Adapter:Salcomp+USB Cable:Foxconn+Battery:DESAY | | |
| Test Engineer | Kevin Li | | |



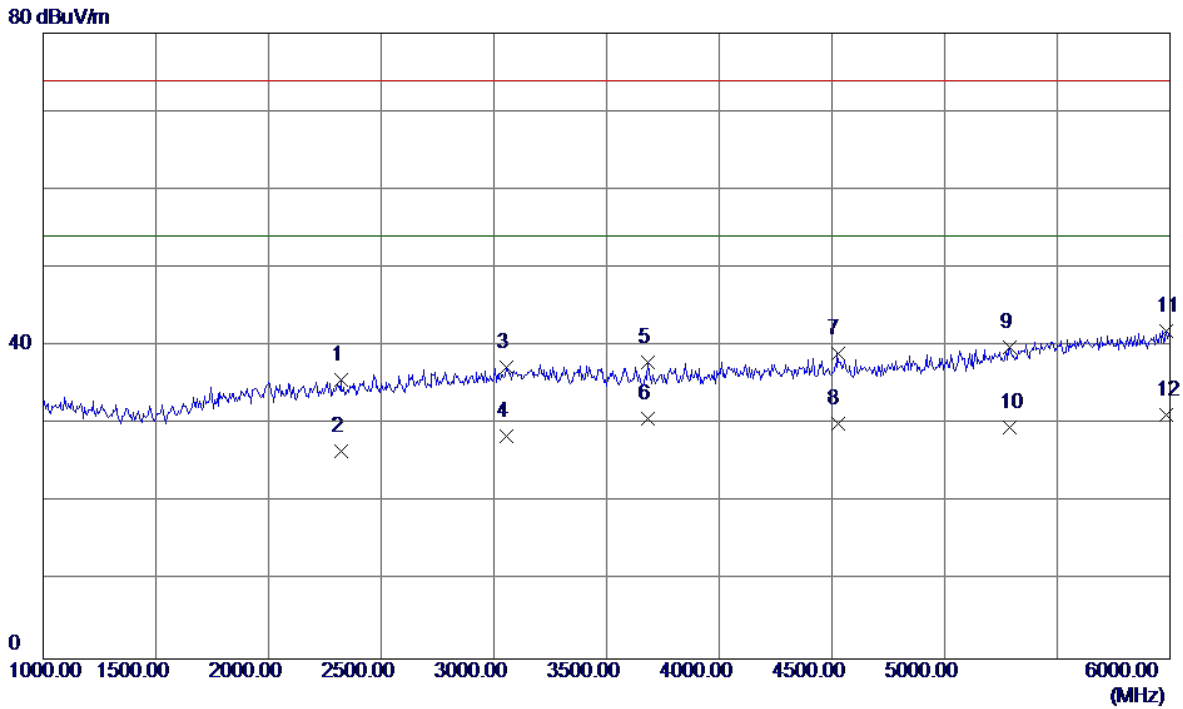
| No. | Freq. MHz | Reading Level dBuV/m | Correct Factor dB | Measure ment dBuV/m | Limit dBuV/m | Margin dB | Detector |
|------|--------------|----------------------------|-------------------------|---------------------------|-----------------|--------------|----------|
| 1 | 2320.0000 | 38.06 | -1.36 | 36.70 | 74.00 | -37.30 | Peak |
| 2 | 2320.0000 | 28.20 | -1.36 | 26.84 | 54.00 | -27.16 | AVG |
| 3 | 2735.0000 | 36.91 | 0.12 | 37.03 | 74.00 | -36.97 | Peak |
| 4 | 2735.0000 | 28.39 | 0.12 | 28.51 | 54.00 | -25.49 | AVG |
| 5 | 3425.0000 | 36.10 | 1.97 | 38.07 | 74.00 | -35.93 | Peak |
| 6 | 3425.0000 | 27.68 | 1.97 | 29.65 | 54.00 | -24.35 | AVG |
| 7 | 4305.0000 | 34.14 | 4.15 | 38.29 | 74.00 | -35.71 | Peak |
| 8 | 4305.0000 | 25.50 | 4.15 | 29.65 | 54.00 | -24.35 | AVG |
| 9 | 5285.0000 | 32.36 | 7.47 | 39.83 | 74.00 | -34.17 | Peak |
| 10 | 5285.0000 | 22.68 | 7.47 | 30.15 | 54.00 | -23.85 | AVG |
| 11 | 5805.0000 | 32.32 | 9.66 | 41.98 | 74.00 | -32.02 | Peak |
| 12 * | 5805.0000 | 21.58 | 9.66 | 31.24 | 54.00 | -22.76 | AVG |

| | | | |
|---------------|--|-------------------|----------|
| EUT | Smart Phone | Model Name | BAC-L23 |
| Temperature | 25°C | Relative Humidity | 60% |
| Test Voltage | AC 120V/60Hz | Polarization | Vertical |
| Test Mode | Adapter+Traffic (GSM)+ Earphone | | |
| Note | Adapter:Salcomp+USB Cable:Foxconn+Battery:DESAY+Earphone:Lianchuang | | |
| Test Engineer | Kevin Li | | |



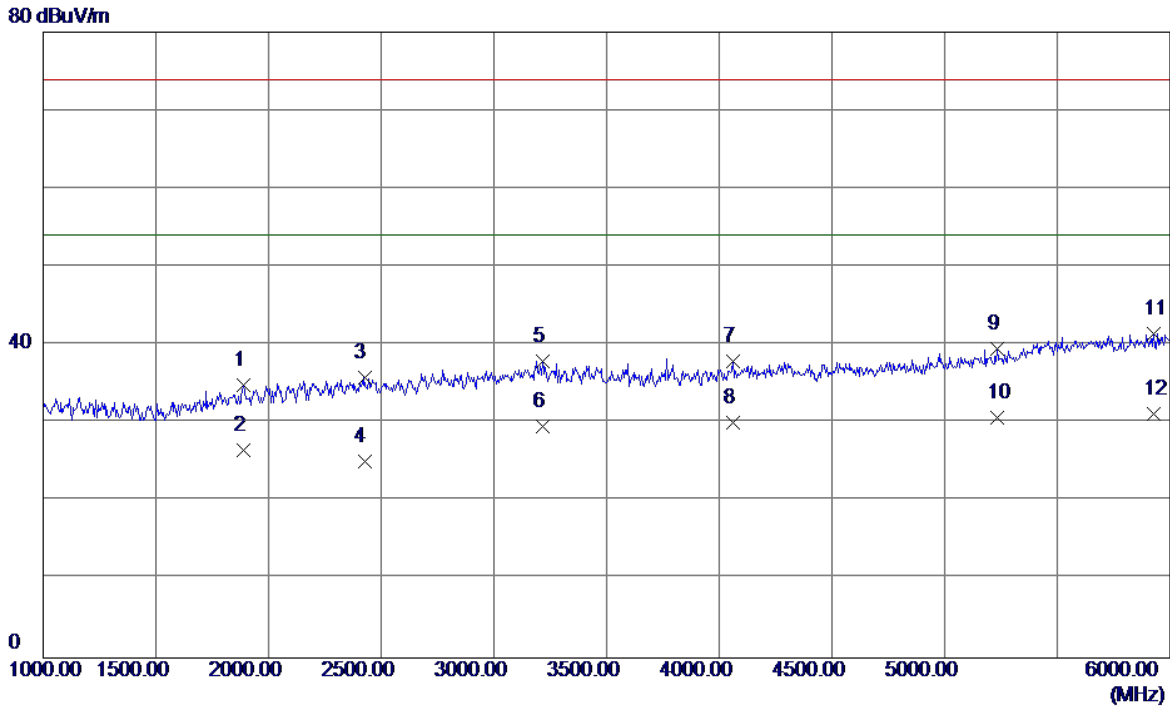
| No. | Freq. MHz | Reading Level dBuV/m | Correct Factor dB | Measure ment dBuV/m | Limit dBuV/m | Margin dB | Detector |
|------|--------------|----------------------------|-------------------------|---------------------------|-----------------|--------------|----------|
| 1 | 2315.0000 | 37.11 | -1.37 | 35.74 | 74.00 | -38.26 | Peak |
| 2 | 2315.0000 | 27.88 | -1.37 | 26.51 | 54.00 | -27.49 | AVG |
| 3 | 3120.0000 | 35.95 | 1.38 | 37.33 | 74.00 | -36.67 | Peak |
| 4 | 3120.0000 | 27.13 | 1.38 | 28.51 | 54.00 | -25.49 | AVG |
| 5 | 3690.0000 | 35.55 | 2.62 | 38.17 | 74.00 | -35.83 | Peak |
| 6 | 3690.0000 | 27.03 | 2.62 | 29.65 | 54.00 | -24.35 | AVG |
| 7 | 4300.0000 | 34.37 | 4.14 | 38.51 | 74.00 | -35.49 | Peak |
| 8 | 4300.0000 | 26.01 | 4.14 | 30.15 | 54.00 | -23.85 | AVG |
| 9 | 5080.0000 | 32.95 | 6.38 | 39.33 | 74.00 | -34.67 | Peak |
| 10 | 5080.0000 | 24.27 | 6.38 | 30.65 | 54.00 | -23.35 | AVG |
| 11 | 5625.0000 | 32.93 | 9.05 | 41.98 | 74.00 | -32.02 | Peak |
| 12 * | 5625.0000 | 22.19 | 9.05 | 31.24 | 54.00 | -22.76 | AVG |

| | | | |
|---------------|--|-------------------|------------|
| EUT | Smart Phone | Model Name | BAC-L23 |
| Temperature | 25°C | Relative Humidity | 60% |
| Test Voltage | AC 120V/60Hz | Polarization | Horizontal |
| Test Mode | Adapter+Traffic (GSM)+ Earphone | | |
| Note | Adapter:Salcomp+USB Cable:Foxconn+Battery:DESAY+Earphone:Lianchuang | | |
| Test Engineer | Kevin Li | | |



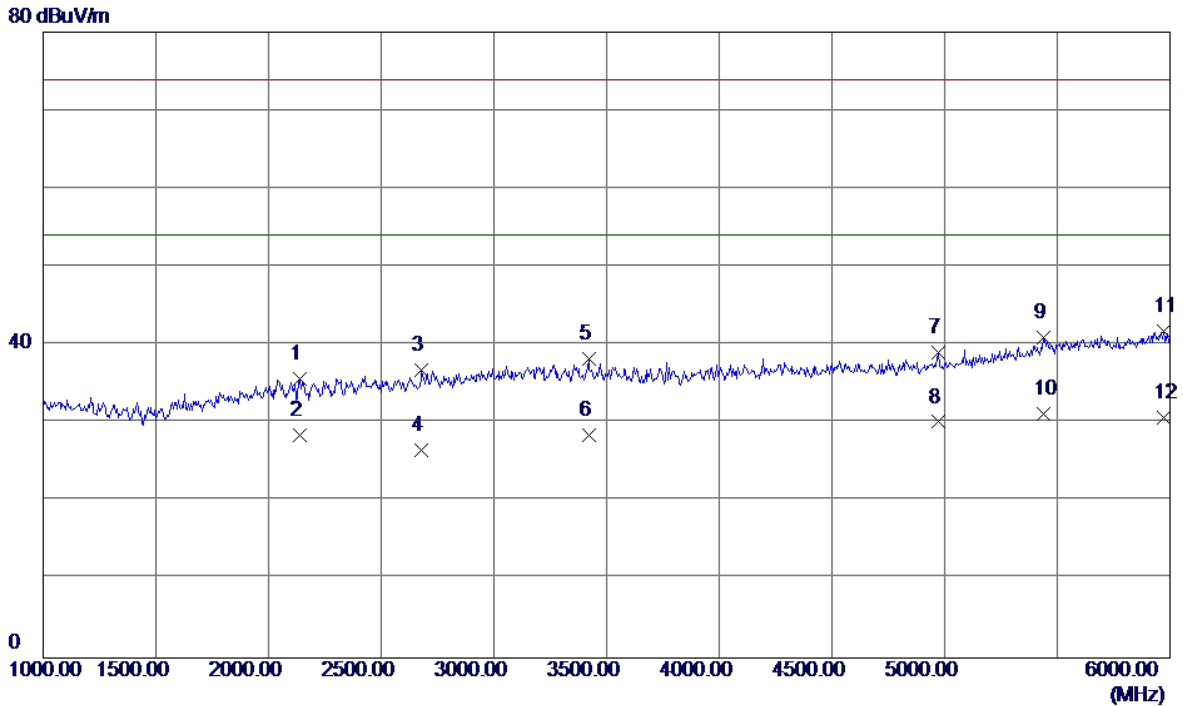
| No. | Freq. MHz | Reading Level dBuV/m | Correct Factor dB | Measure ment dBuV/m | Limit dBuV/m | Margin dB | Detector |
|------|--------------|----------------------------|-------------------------|---------------------------|-----------------|--------------|----------|
| 1 | 2320.0000 | 37.11 | -1.36 | 35.75 | 74.00 | -38.25 | Peak |
| 2 | 2320.0000 | 27.90 | -1.36 | 26.54 | 54.00 | -27.46 | AVG |
| 3 | 3055.0000 | 36.02 | 1.26 | 37.28 | 74.00 | -36.72 | Peak |
| 4 | 3055.0000 | 27.25 | 1.26 | 28.51 | 54.00 | -25.49 | AVG |
| 5 | 3685.0000 | 35.36 | 2.61 | 37.97 | 74.00 | -36.03 | Peak |
| 6 | 3685.0000 | 28.04 | 2.61 | 30.65 | 54.00 | -23.35 | AVG |
| 7 | 4525.0000 | 34.35 | 4.67 | 39.02 | 74.00 | -34.98 | Peak |
| 8 | 4525.0000 | 25.48 | 4.67 | 30.15 | 54.00 | -23.85 | AVG |
| 9 | 5290.0000 | 32.27 | 7.50 | 39.77 | 74.00 | -34.23 | Peak |
| 10 | 5290.0000 | 22.04 | 7.50 | 29.54 | 54.00 | -24.46 | AVG |
| 11 | 5985.0000 | 31.64 | 10.28 | 41.92 | 74.00 | -32.08 | Peak |
| 12 * | 5985.0000 | 20.96 | 10.28 | 31.24 | 54.00 | -22.76 | AVG |

| | | | |
|---------------|---|-------------------|----------|
| EUT | Smart Phone | Model Name | BAC-L23 |
| Temperature | 25°C | Relative Humidity | 60% |
| Test Voltage | AC 120V/60Hz | Polarization | Vertical |
| Test Mode | Adapter+Traffic (WCDMA) | | |
| Note | Adapter:Salcomp+USB Cable:Foxconn+Battery:DESAY | | |
| Test Engineer | Kevin Li | | |



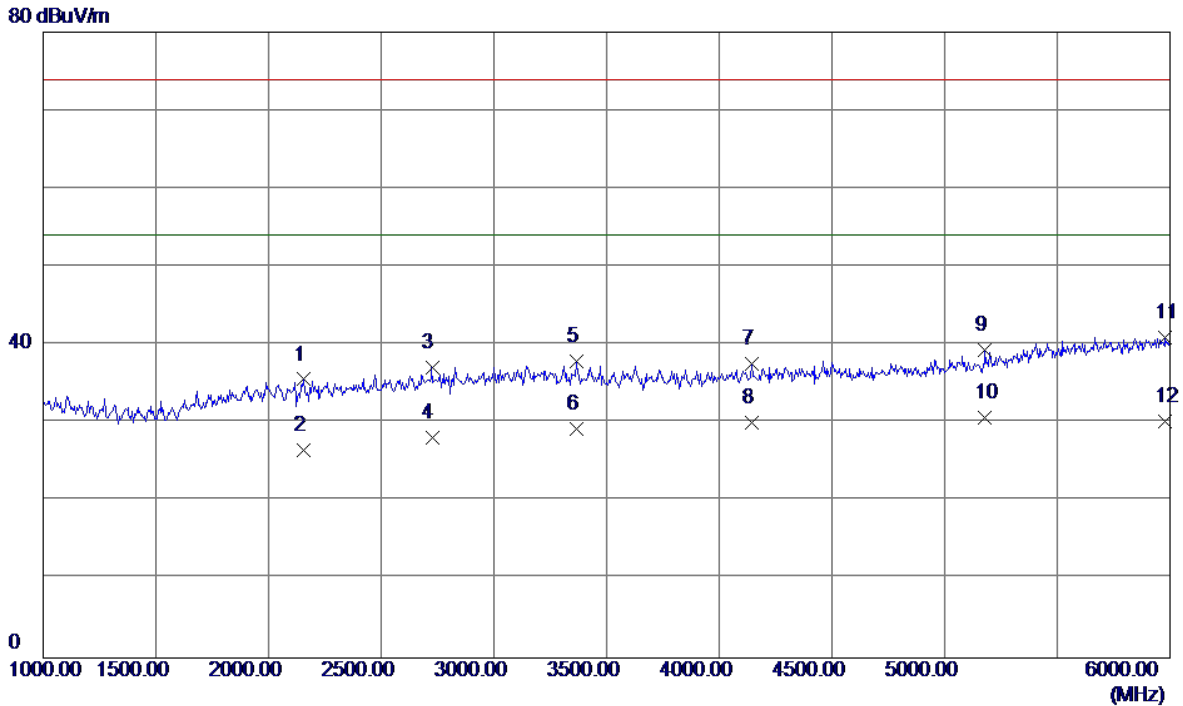
| No. | Freq. MHz | Reading Level dBuV/m | Correct Factor dB | Measure ment dBuV/m | Limit dBuV/m | Margin dB | Detector |
|------|--------------|----------------------------|-------------------------|---------------------------|-----------------|--------------|----------|
| 1 | 1890.0000 | 38.06 | -3.15 | 34.91 | 74.00 | -39.09 | Peak |
| 2 | 1890.0000 | 29.66 | -3.15 | 26.51 | 54.00 | -27.49 | AVG |
| 3 | 2425.0000 | 36.83 | -1.02 | 35.81 | 74.00 | -38.19 | Peak |
| 4 | 2425.0000 | 26.17 | -1.02 | 25.15 | 54.00 | -28.85 | AVG |
| 5 | 3215.0000 | 36.36 | 1.57 | 37.93 | 74.00 | -36.07 | Peak |
| 6 | 3215.0000 | 28.08 | 1.57 | 29.65 | 54.00 | -24.35 | AVG |
| 7 | 4060.0000 | 34.32 | 3.58 | 37.90 | 74.00 | -36.10 | Peak |
| 8 | 4060.0000 | 26.57 | 3.58 | 30.15 | 54.00 | -23.85 | AVG |
| 9 | 5235.0000 | 32.35 | 7.21 | 39.56 | 74.00 | -34.44 | Peak |
| 10 | 5235.0000 | 23.44 | 7.21 | 30.65 | 54.00 | -23.35 | AVG |
| 11 | 5930.0000 | 31.40 | 10.09 | 41.49 | 74.00 | -32.51 | Peak |
| 12 * | 5930.0000 | 21.15 | 10.09 | 31.24 | 54.00 | -22.76 | AVG |

| | | | |
|---------------|---|-------------------|------------|
| EUT | Smart Phone | Model Name | BAC-L23 |
| Temperature | 25°C | Relative Humidity | 60% |
| Test Voltage | AC 120V/60Hz | Polarization | Horizontal |
| Test Mode | Adapter+Traffic (WCDMA) | | |
| Note | Adapter:Salcomp+USB Cable:Foxconn+Battery:DESAY | | |
| Test Engineer | Kevin Li | | |



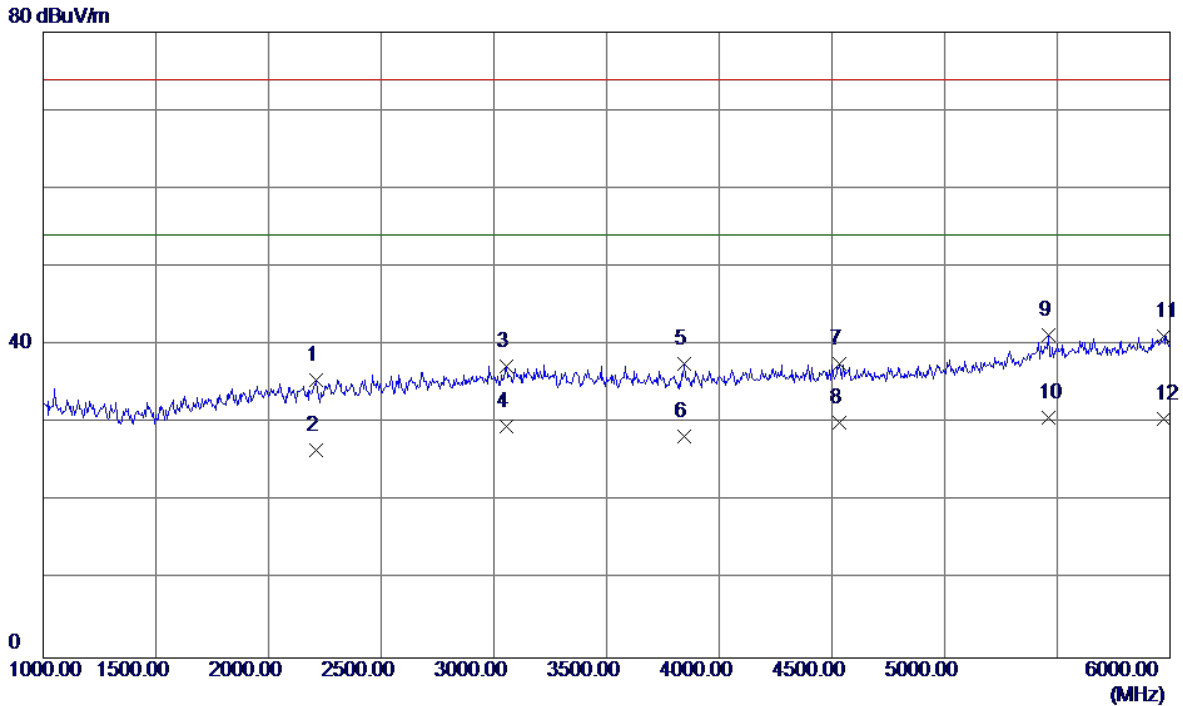
| No. | Freq. MHz | Reading Level dBuV/m | Correct Factor dB | Measure ment dBuV/m | Limit dBuV/m | Margin dB | Detector |
|------|--------------|----------------------------|-------------------------|---------------------------|-----------------|--------------|----------|
| 1 | 2140.0000 | 37.61 | -1.93 | 35.68 | 74.00 | -38.32 | Peak |
| 2 | 2140.0000 | 30.44 | -1.93 | 28.51 | 54.00 | -25.49 | AVG |
| 3 | 2680.0000 | 36.96 | -0.09 | 36.87 | 74.00 | -37.13 | Peak |
| 4 | 2680.0000 | 26.63 | -0.09 | 26.54 | 54.00 | -27.46 | AVG |
| 5 | 3420.0000 | 36.30 | 1.96 | 38.26 | 74.00 | -35.74 | Peak |
| 6 | 3420.0000 | 26.55 | 1.96 | 28.51 | 54.00 | -25.49 | AVG |
| 7 | 4970.0000 | 33.24 | 5.87 | 39.11 | 74.00 | -34.89 | Peak |
| 8 | 4970.0000 | 24.29 | 5.87 | 30.16 | 54.00 | -23.84 | AVG |
| 9 | 5440.0000 | 32.73 | 8.30 | 41.03 | 74.00 | -32.97 | Peak |
| 10 * | 5440.0000 | 22.94 | 8.30 | 31.24 | 54.00 | -22.76 | AVG |
| 11 | 5970.0000 | 31.48 | 10.23 | 41.71 | 74.00 | -32.29 | Peak |
| 12 | 5970.0000 | 20.42 | 10.23 | 30.65 | 54.00 | -23.35 | AVG |

| | | | |
|---------------|---|-------------------|----------|
| EUT | Smart Phone | Model Name | BAC-L23 |
| Temperature | 25°C | Relative Humidity | 60% |
| Test Voltage | AC 120V/60Hz | Polarization | Vertical |
| Test Mode | Adapter+Traffic (LTE) | | |
| Note | Adapter:Salcomp+USB Cable:Foxconn+Battery:DESAY | | |
| Test Engineer | Kevin Li | | |



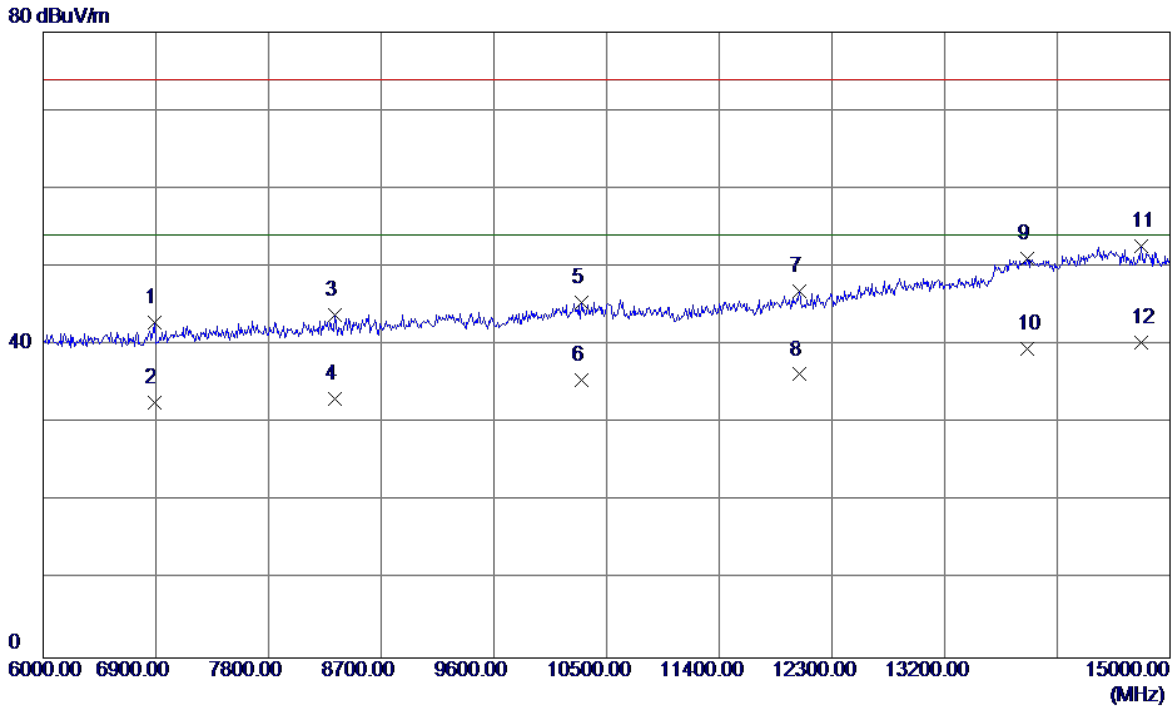
| No. | Freq. MHz | Reading Level dBuV/m | Correct Factor dB | Measure ment dBuV/m | Limit dBuV/m | Margin dB | Detector |
|------|--------------|----------------------------|-------------------------|---------------------------|-----------------|--------------|----------|
| 1 | 2155.0000 | 37.48 | -1.88 | 35.60 | 74.00 | -38.40 | Peak |
| 2 | 2155.0000 | 28.42 | -1.88 | 26.54 | 54.00 | -27.46 | AVG |
| 3 | 2725.0000 | 36.98 | 0.09 | 37.07 | 74.00 | -36.93 | Peak |
| 4 | 2725.0000 | 28.06 | 0.09 | 28.15 | 54.00 | -25.85 | AVG |
| 5 | 3365.0000 | 36.00 | 1.86 | 37.86 | 74.00 | -36.14 | Peak |
| 6 | 3365.0000 | 27.49 | 1.86 | 29.35 | 54.00 | -24.65 | AVG |
| 7 | 4145.0000 | 33.88 | 3.78 | 37.66 | 74.00 | -36.34 | Peak |
| 8 | 4145.0000 | 26.37 | 3.78 | 30.15 | 54.00 | -23.85 | AVG |
| 9 | 5180.0000 | 32.51 | 6.91 | 39.42 | 74.00 | -34.58 | Peak |
| 10 * | 5180.0000 | 23.74 | 6.91 | 30.65 | 54.00 | -23.35 | AVG |
| 11 | 5980.0000 | 30.68 | 10.26 | 40.94 | 74.00 | -33.06 | Peak |
| 12 | 5980.0000 | 19.92 | 10.26 | 30.18 | 54.00 | -23.82 | AVG |

| | | | |
|---------------|---|-------------------|------------|
| EUT | Smart Phone | Model Name | BAC-L23 |
| Temperature | 25°C | Relative Humidity | 60% |
| Test Voltage | AC 120V/60Hz | Polarization | Horizontal |
| Test Mode | Adapter+Traffic (LTE) | | |
| Note | Adapter:Salcomp+USB Cable:Foxconn+Battery:DESAY | | |
| Test Engineer | Kevin Li | | |



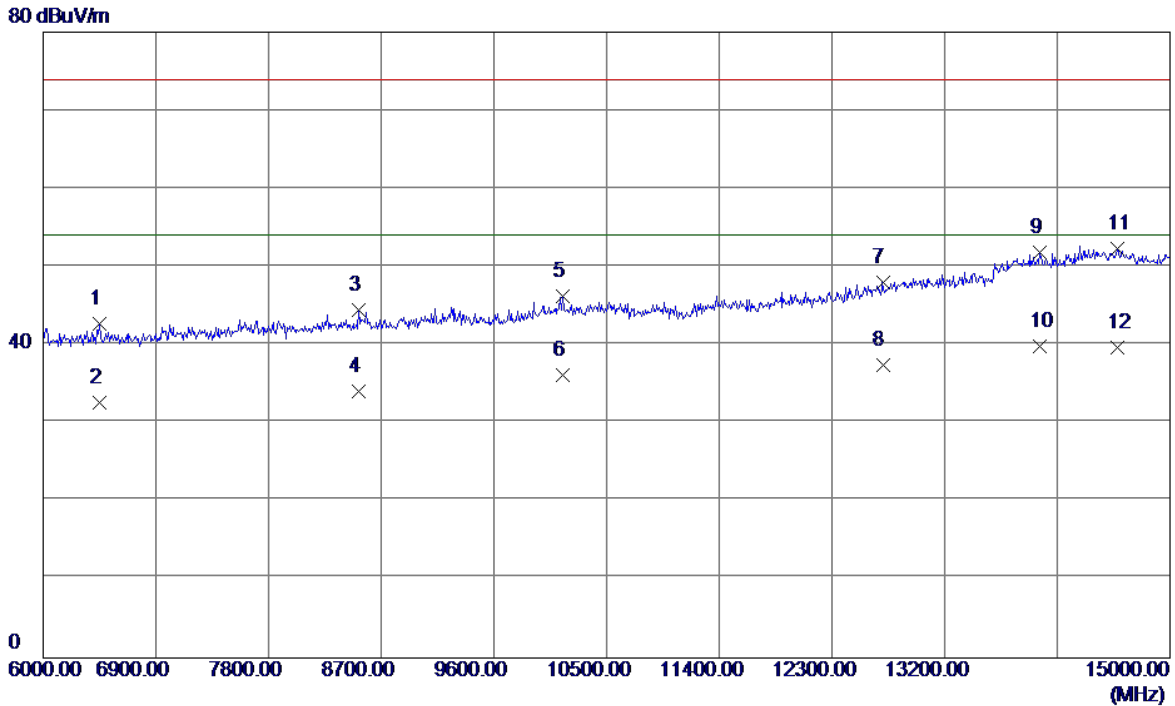
| No. | Freq. MHz | Reading Level dBuV/m | Correct Factor dB | Measure ment dBuV/m | Limit dBuV/m | Margin dB | Detector |
|------|--------------|----------------------------|-------------------------|---------------------------|-----------------|--------------|----------|
| 1 | 2210.0000 | 37.25 | -1.70 | 35.55 | 74.00 | -38.45 | Peak |
| 2 | 2210.0000 | 28.24 | -1.70 | 26.54 | 54.00 | -27.46 | AVG |
| 3 | 3055.0000 | 36.01 | 1.26 | 37.27 | 74.00 | -36.73 | Peak |
| 4 | 3055.0000 | 28.39 | 1.26 | 29.65 | 54.00 | -24.35 | AVG |
| 5 | 3845.0000 | 34.60 | 3.03 | 37.63 | 74.00 | -36.37 | Peak |
| 6 | 3845.0000 | 25.32 | 3.03 | 28.35 | 54.00 | -25.65 | AVG |
| 7 | 4535.0000 | 32.84 | 4.69 | 37.53 | 74.00 | -36.47 | Peak |
| 8 | 4535.0000 | 25.46 | 4.69 | 30.15 | 54.00 | -23.85 | AVG |
| 9 | 5460.0000 | 32.82 | 8.41 | 41.23 | 74.00 | -32.77 | Peak |
| 10 * | 5460.0000 | 22.24 | 8.41 | 30.65 | 54.00 | -23.35 | AVG |
| 11 | 5975.0000 | 30.90 | 10.24 | 41.14 | 74.00 | -32.86 | Peak |
| 12 | 5975.0000 | 20.33 | 10.24 | 30.57 | 54.00 | -23.43 | AVG |

| | | | |
|---------------|---|-------------------|----------|
| EUT | Smart Phone | Model Name | BAC-L23 |
| Temperature | 25°C | Relative Humidity | 60% |
| Test Voltage | AC 120V/60Hz | Polarization | Vertical |
| Test Mode | Adapter+Traffic (LTE) | | |
| Note | Adapter:Salcomp+USB Cable:Foxconn+Battery:DESAY | | |
| Test Engineer | Kevin Li | | |



| No. | Freq. MHz | Reading Level dBuV/m | Correct Factor dB | Measure ment dBuV/m | Limit dBuV/m | Margin dB | Detector |
|------|--------------|----------------------------|-------------------------|---------------------------|-----------------|--------------|----------|
| 1 | 6891.0000 | 31.34 | 11.58 | 42.92 | 74.00 | -31.08 | Peak |
| 2 | 6891.0000 | 21.07 | 11.58 | 32.65 | 54.00 | -21.35 | AVG |
| 3 | 8331.0000 | 30.09 | 13.80 | 43.89 | 74.00 | -30.11 | Peak |
| 4 | 8331.0000 | 19.35 | 13.80 | 33.15 | 54.00 | -20.85 | AVG |
| 5 | 10302.0000 | 29.43 | 16.07 | 45.50 | 74.00 | -28.50 | Peak |
| 6 | 10302.0000 | 19.41 | 16.07 | 35.48 | 54.00 | -18.52 | AVG |
| 7 | 12039.0000 | 29.53 | 17.33 | 46.86 | 74.00 | -27.14 | Peak |
| 8 | 12039.0000 | 18.91 | 17.33 | 36.24 | 54.00 | -17.76 | AVG |
| 9 | 13857.0000 | 29.04 | 21.96 | 51.00 | 74.00 | -23.00 | Peak |
| 10 | 13857.0000 | 17.55 | 21.96 | 39.51 | 54.00 | -14.49 | AVG |
| 11 | 14766.0000 | 30.49 | 22.17 | 52.66 | 74.00 | -21.34 | Peak |
| 12 * | 14766.0000 | 18.08 | 22.17 | 40.25 | 54.00 | -13.75 | AVG |

| | | | |
|---------------|---|-------------------|------------|
| EUT | Smart Phone | Model Name | BAC-L23 |
| Temperature | 25°C | Relative Humidity | 60% |
| Test Voltage | AC 120V/60Hz | Polarization | Horizontal |
| Test Mode | Adapter+Traffic (LTE) | | |
| Note | Adapter:Salcomp+USB Cable:Foxconn+Battery:DESAY | | |
| Test Engineer | Kevin Li | | |



| No. | Freq. MHz | Reading Level dBuV/m | Correct Factor dB | Measure ment dBuV/m | Limit dBuV/m | Margin dB | Detector |
|------|--------------|----------------------------|-------------------------|---------------------------|-----------------|--------------|----------|
| 1 | 6450.0000 | 31.72 | 10.99 | 42.71 | 74.00 | -31.29 | Peak |
| 2 | 6450.0000 | 21.60 | 10.99 | 32.59 | 54.00 | -21.41 | AVG |
| 3 | 8520.0000 | 30.30 | 14.15 | 44.45 | 74.00 | -29.55 | Peak |
| 4 | 8520.0000 | 20.00 | 14.15 | 34.15 | 54.00 | -19.85 | AVG |
| 5 | 10149.0000 | 30.54 | 15.64 | 46.18 | 74.00 | -27.82 | Peak |
| 6 | 10149.0000 | 20.57 | 15.64 | 36.21 | 54.00 | -17.79 | AVG |
| 7 | 12705.0000 | 29.01 | 18.92 | 47.93 | 74.00 | -26.07 | Peak |
| 8 | 12705.0000 | 18.56 | 18.92 | 37.48 | 54.00 | -16.52 | AVG |
| 9 | 13956.0000 | 29.61 | 22.28 | 51.89 | 74.00 | -22.11 | Peak |
| 10 * | 13956.0000 | 17.56 | 22.28 | 39.84 | 54.00 | -14.16 | AVG |
| 11 | 14577.0000 | 29.67 | 22.63 | 52.30 | 74.00 | -21.70 | Peak |
| 12 | 14577.0000 | 17.05 | 22.63 | 39.68 | 54.00 | -14.32 | AVG |