Orthogonal Axis :	X
Test Mode :	TX B MODE 2447MHz

Horizontal

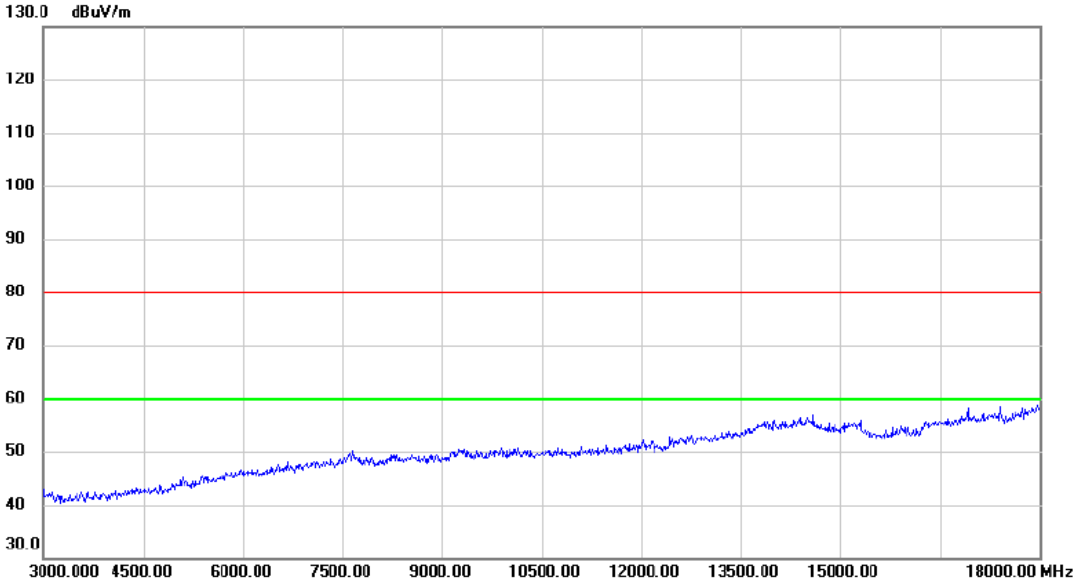

No.	Mk.	Freq.	Reading Level	Correct Factor	Measure-ment	Limit	Margin		
		MHz	dBuV	dB	dBuV/m	dBuV/m	dB	Detector	Comment

Orthogonal Axis :	X
Test Mode :	TX B MODE 2447MHz

Horizontal

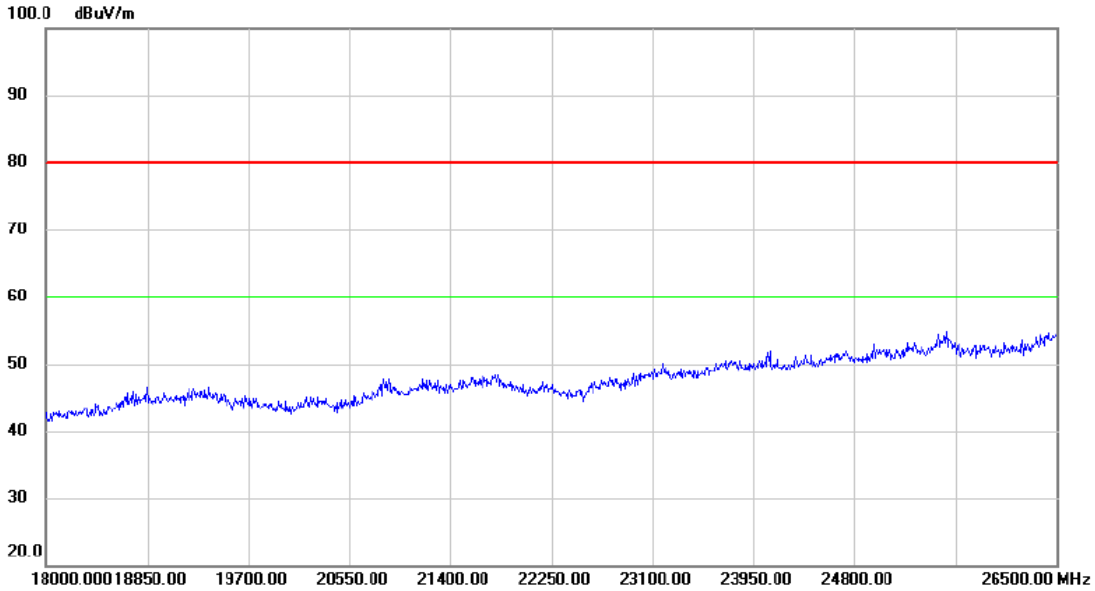

No.	Mk.	Freq.	Reading Level	Correct Factor	Measure-ment	Limit	Margin		
		MHz	dBuV	dB	dBuV/m	dBuV/m	dB	Detector	Comment

Orthogonal Axis :	X
Test Mode :	TX B MODE 2462MHz

Vertical

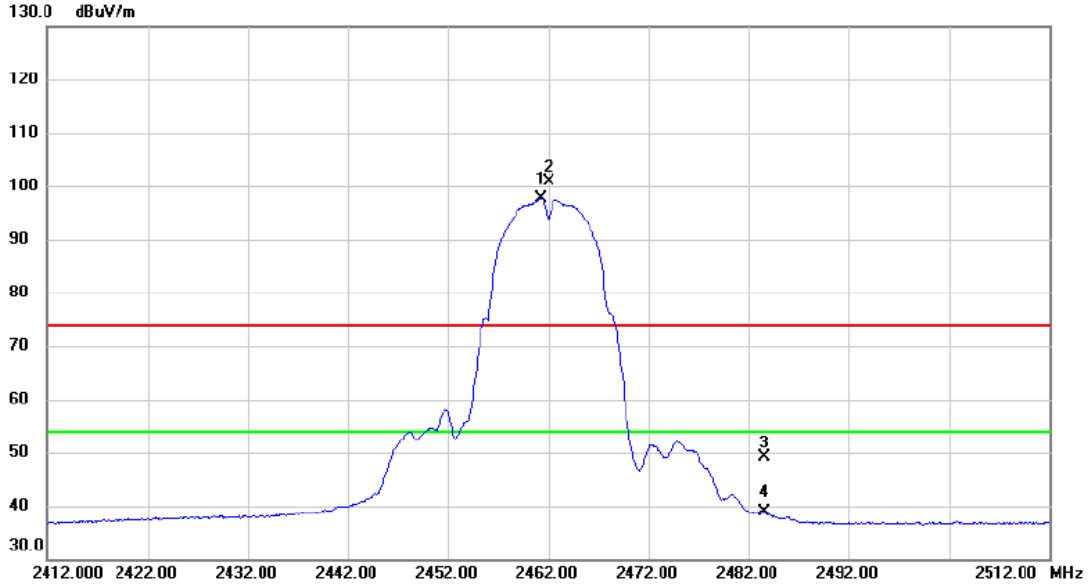

No.	Mk.	Freq.	Reading Level	Correct Factor	Measure-ment	Limit	Margin		
		MHz	dBuV	dB	dBuV/m	dBuV/m	dB	Detector	Comment
1	*	2461.300	88.74	8.97	97.71	54.00	43.71	AVG	No Limit
2	X	2462.000	91.86	8.97	100.83	74.00	26.83	peak	No Limit
3		2483.500	40.24	8.96	49.20	74.00	-24.80	peak	
4		2483.500	29.80	8.96	38.76	54.00	-15.24	AVG	

Orthogonal Axis :	X
Test Mode :	TX B MODE 2462MHz

Vertical

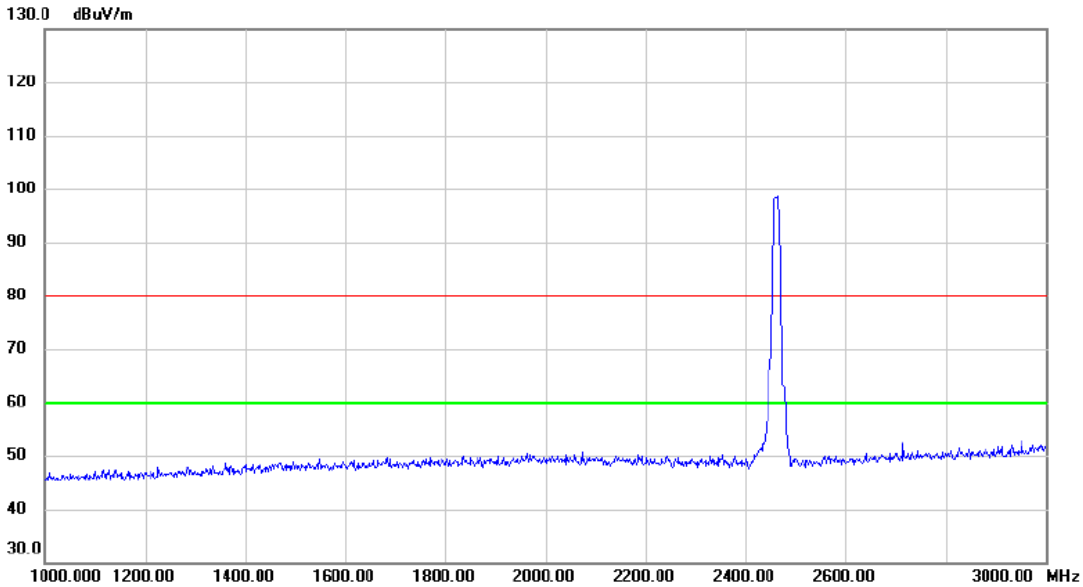

No.	Mk.	Freq.	Reading Level	Correct Factor	Measure-ment	Limit	Margin		
		MHz	dBuV	dB	dBuV/m	dBuV/m	dB	Detector	Comment

Orthogonal Axis :	X
Test Mode :	TX B MODE 2462MHz

Vertical

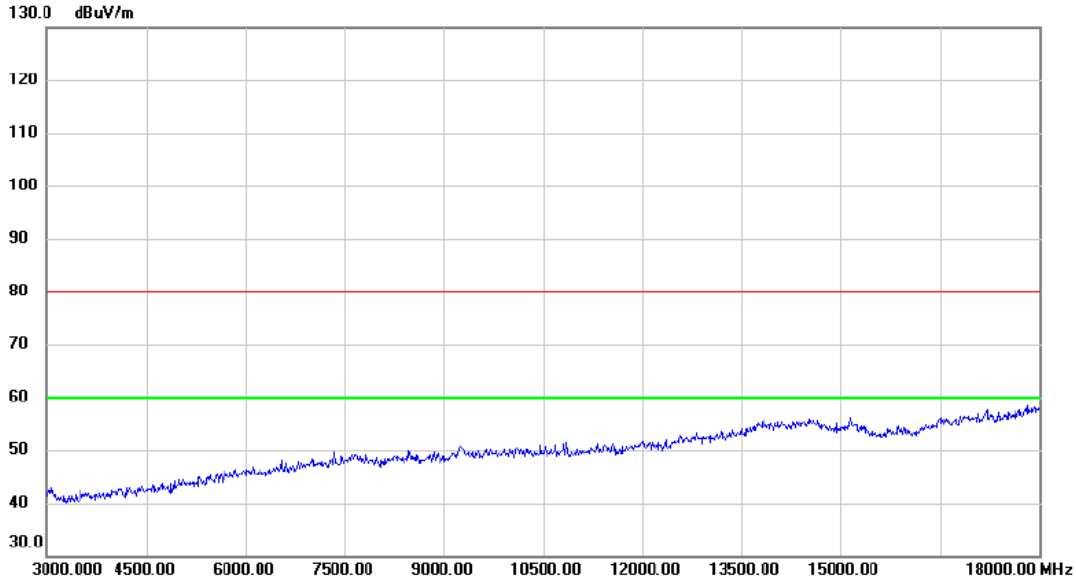

No.	Mk.	Freq.	Reading Level	Correct Factor	Measure-ment	Limit	Margin		
		MHz	dBuV	dB	dBuV/m	dBuV/m	dB	Detector	Comment

Orthogonal Axis :	X
Test Mode :	TX B MODE 2462MHz

Vertical

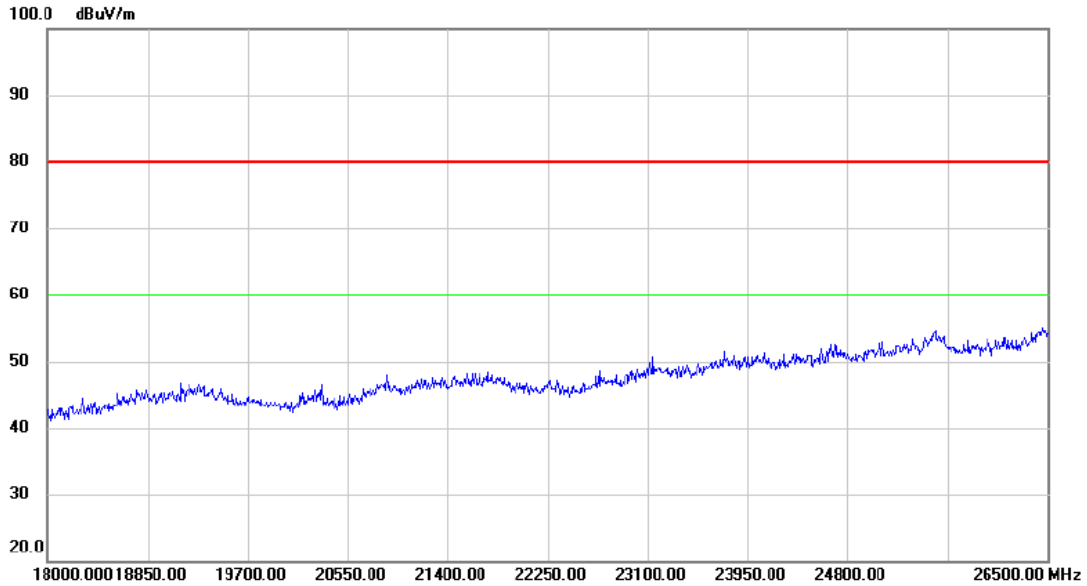

No.	Mk.	Freq.	Reading Level	Correct Factor	Measure-ment	Limit	Margin		
		MHz	dBuV	dB	dBuV/m	dBuV/m	dB	Detector	Comment

Orthogonal Axis :	X
Test Mode :	TX B MODE 2462MHz

Horizontal

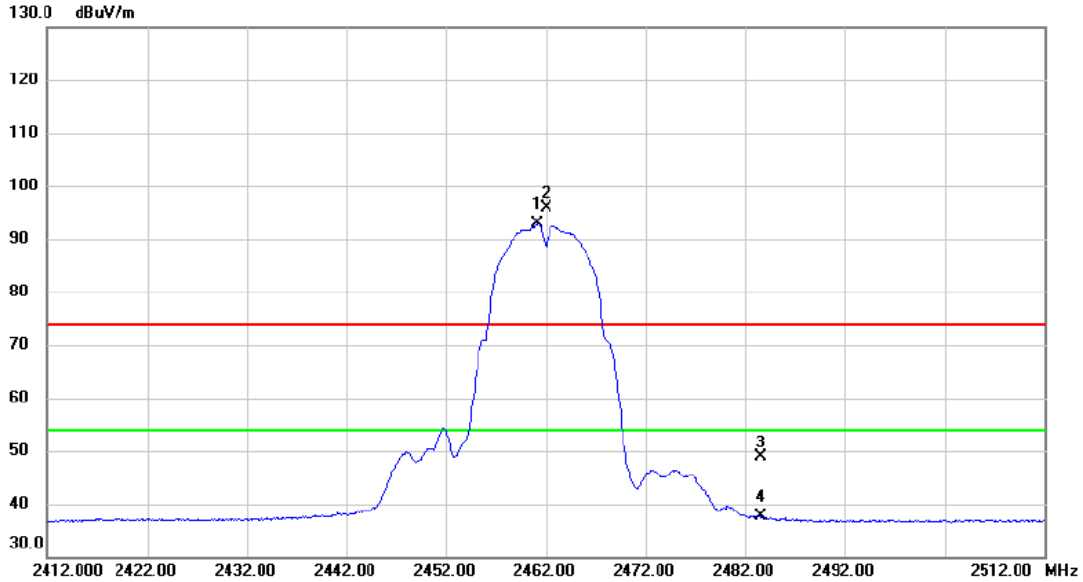

No.	Mk.	Freq.	Reading Level	Correct Factor	Measure-ment	Limit	Margin		
		MHz	dBuV	dB	dBuV/m	dBuV/m	dB	Detector	Comment
1	*	2461.200	83.88	8.97	92.85	54.00	38.85	AVG	No Limit
2	X	2462.000	86.92	8.97	95.89	74.00	21.89	peak	No Limit
3		2483.500	40.00	8.96	48.96	74.00	-25.04	peak	
4		2483.500	28.62	8.96	37.58	54.00	-16.42	AVG	

Orthogonal Axis :	X
Test Mode :	TX B MODE 2462MHz

Horizontal

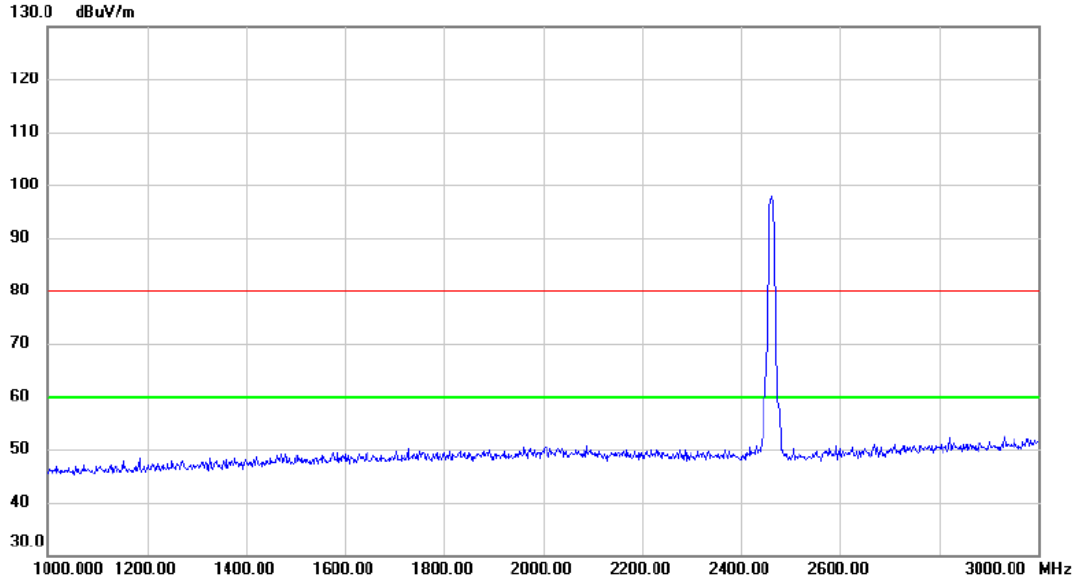

No.	Mk.	Freq.	Reading Level	Correct Factor	Measure-ment	Limit	Margin		
		MHz	dBuV	dB	dBuV/m	dBuV/m	dB	Detector	Comment

Orthogonal Axis :	X
Test Mode :	TX B MODE 2462MHz

Horizontal

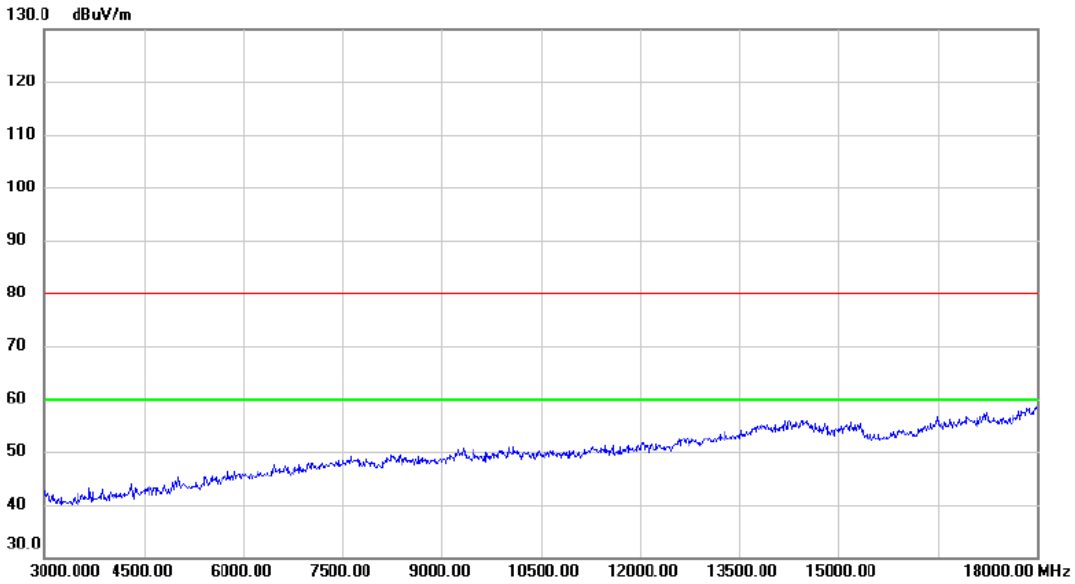

No.	Mk.	Freq.	Reading Level	Correct Factor	Measure-ment	Limit	Margin		
		MHz	dBuV	dB	dBuV/m	dBuV/m	dB	Detector	Comment

Orthogonal Axis :	X
Test Mode :	TX B MODE 2462MHz

Horizontal

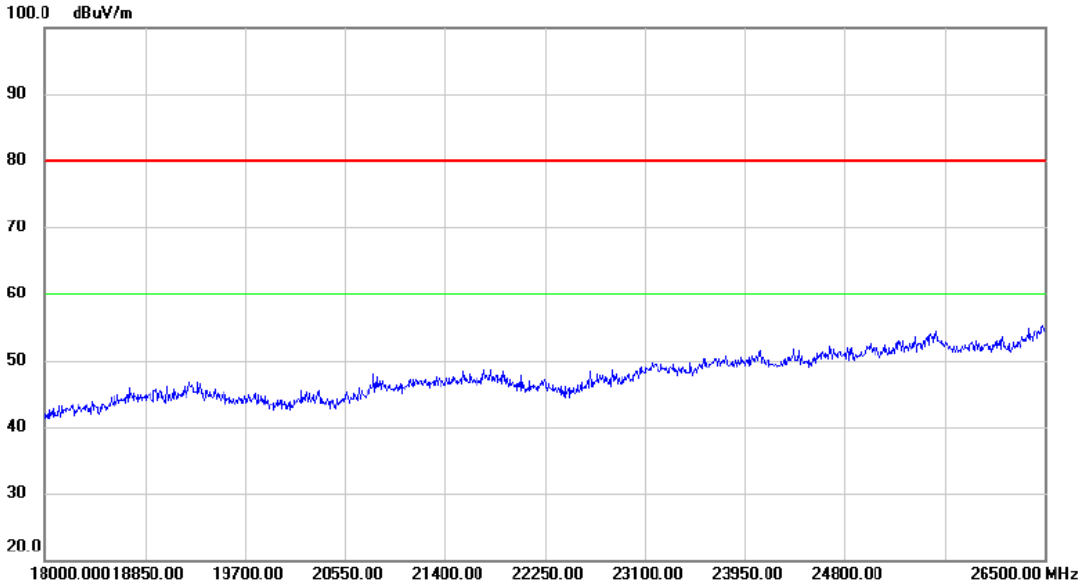

No.	Mk.	Freq.	Reading Level	Correct Factor	Measure-ment	Limit	Margin		
		MHz	dBuV	dB	dBuV/m	dBuV/m	dB	Detector	Comment

Orthogonal Axis :	X
Test Mode :	TX G MODE 2432MHz

Vertical

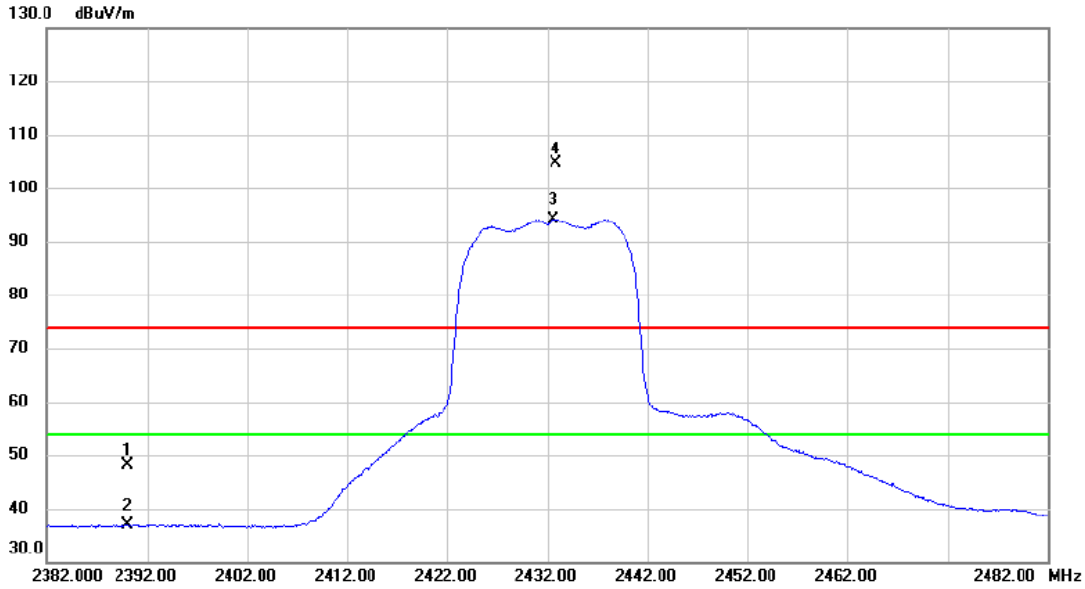

No.	Mk.	Freq.	Reading Level	Correct Factor	Measure-ment	Limit	Margin		
		MHz	dBuV	dB	dBuV/m	dBuV/m	dB	Detector	Comment
1		2390.000	39.03	9.00	48.03	74.00	-25.97	peak	
2		2390.000	27.80	9.00	36.80	54.00	-17.20	AVG	
3	*	2432.600	85.24	8.99	94.23	54.00	40.23	AVG	No Limit
4	X	2432.800	95.62	8.99	104.61	74.00	30.61	peak	No Limit

Orthogonal Axis :	X
Test Mode :	TX G MODE 2432MHz

Vertical

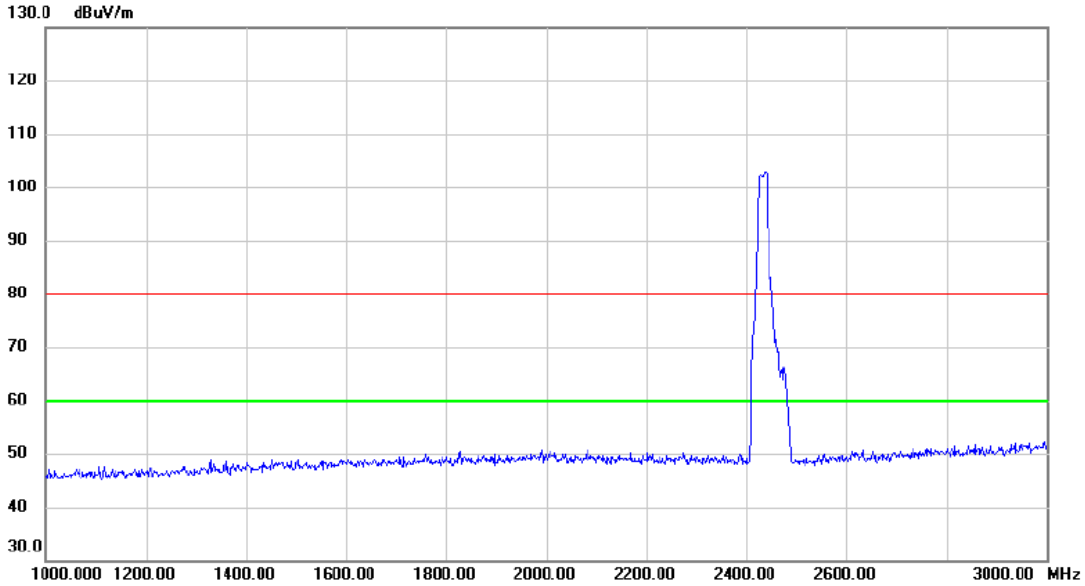

No.	Mk.	Freq.	Reading Level	Correct Factor	Measure-ment	Limit	Margin		
		MHz	dBuV	dB	dBuV/m	dBuV/m	dB	Detector	Comment

Orthogonal Axis :	X
Test Mode :	TX G MODE 2432MHz

Vertical

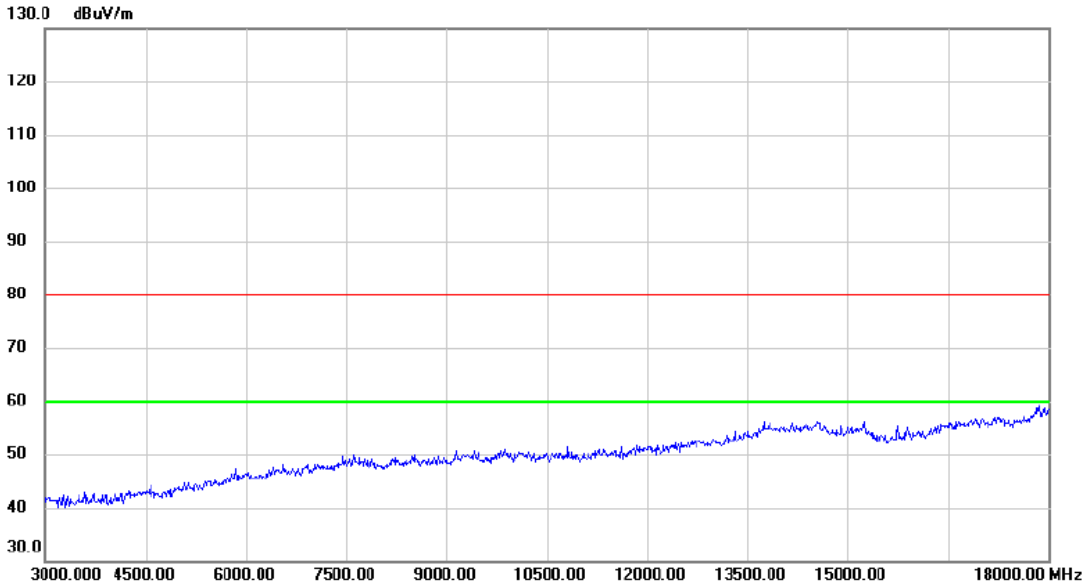

No.	Mk.	Freq.	Reading Level	Correct Factor	Measure-ment	Limit	Margin		
		MHz	dBuV	dB	dBuV/m	dBuV/m	dB	Detector	Comment

Orthogonal Axis :	X
Test Mode :	TX G MODE 2432MHz

Vertical

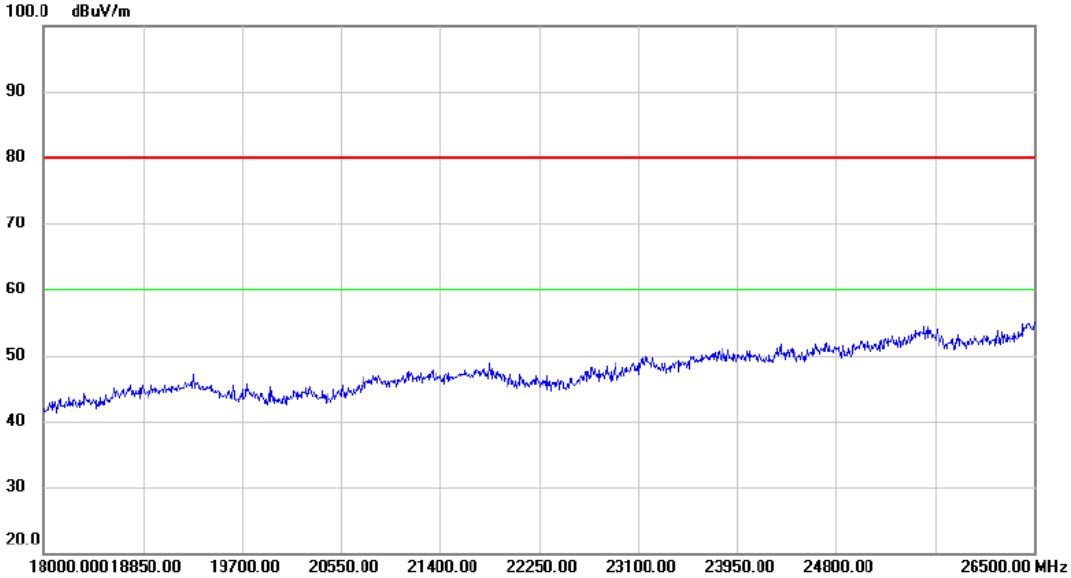

No.	Mk.	Freq.	Reading Level	Correct Factor	Measure-ment	Limit	Margin		
		MHz	dBuV	dB	dBuV/m	dBuV/m	dB	Detector	Comment

Orthogonal Axis :	X
Test Mode :	TX G MODE 2432MHz

Horizontal

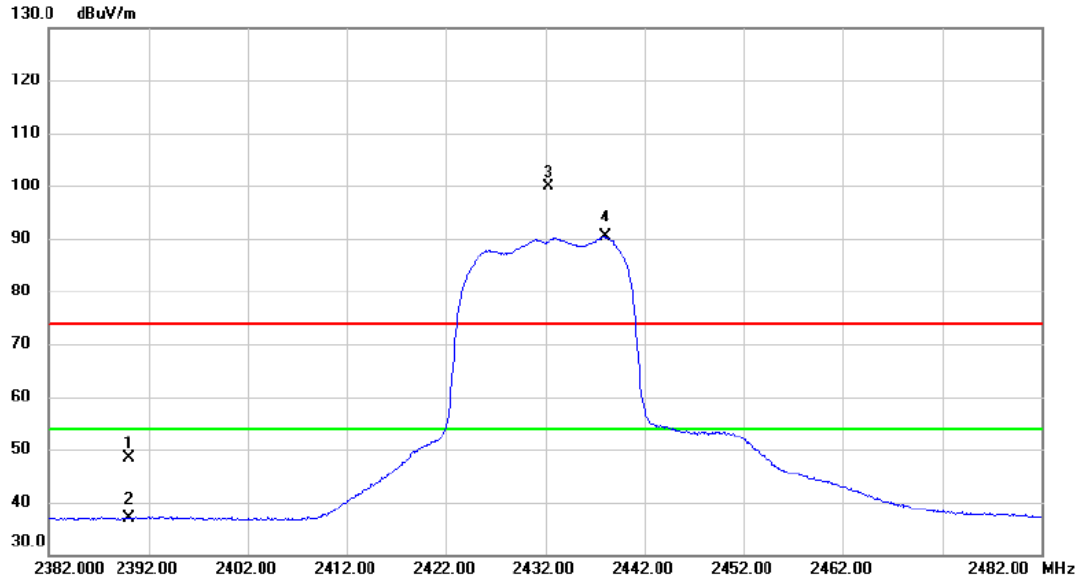

No.	Mk.	Freq.	Reading Level	Correct Factor	Measure-ment	Limit	Margin		
		MHz	dBuV	dB	dBuV/m	dBuV/m	dB	Detector	Comment
1		2390.000	39.39	9.00	48.39	74.00	-25.61	peak	
2		2390.000	27.89	9.00	36.89	54.00	-17.11	AVG	
3	X	2432.300	90.98	8.99	99.97	74.00	25.97	peak	No Limit
4	*	2438.000	81.35	8.99	90.34	54.00	36.34	AVG	No Limit

Orthogonal Axis :	X
Test Mode :	TX G MODE 2432MHz

Horizontal

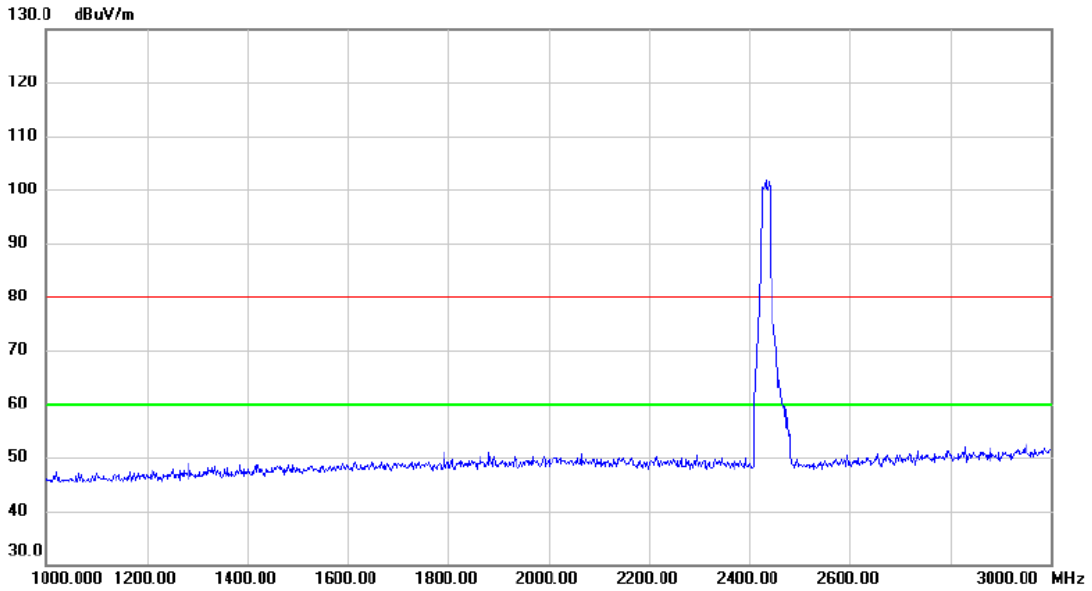

No.	Mk.	Freq.	Reading Level	Correct Factor	Measure-ment	Limit	Margin		
		MHz	dBuV	dB	dBuV/m	dBuV/m	dB	Detector	Comment

Orthogonal Axis :	X
Test Mode :	TX G MODE 2432MHz

Horizontal

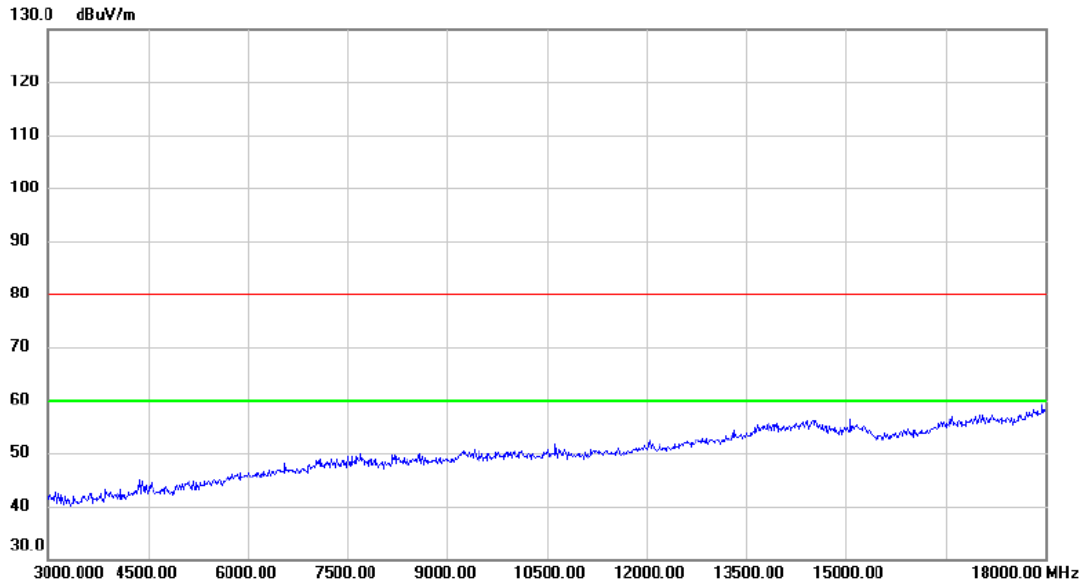

No.	Mk.	Freq.	Reading Level	Correct Factor	Measure-ment	Limit	Margin		
		MHz	dBuV	dB	dBuV/m	dBuV/m	dB	Detector	Comment

Orthogonal Axis :	X
Test Mode :	TX G MODE 2432MHz

Horizontal

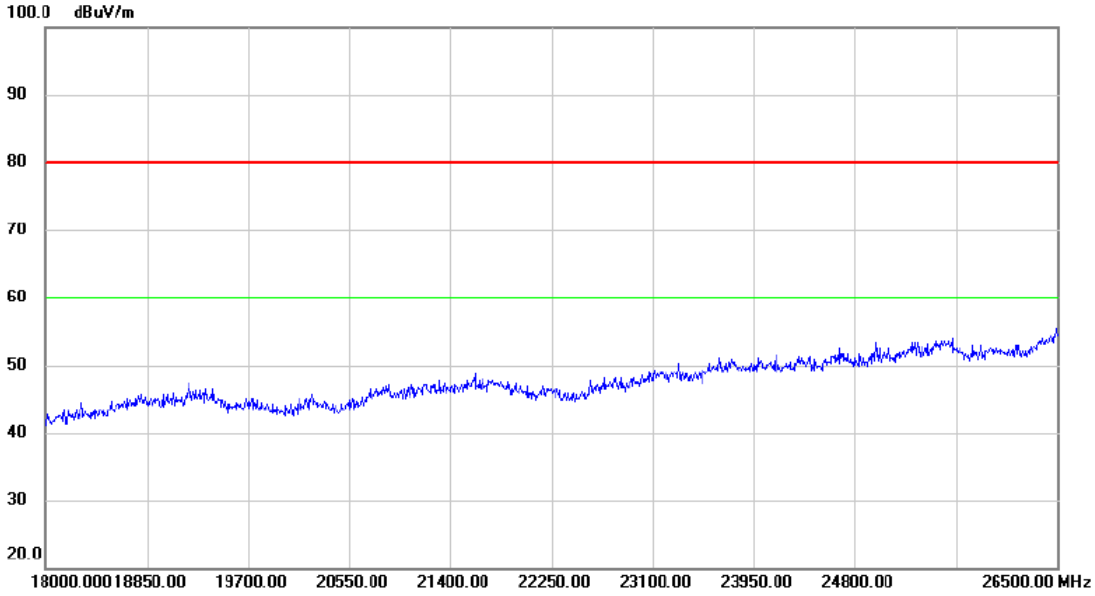

No.	Mk.	Freq.	Reading Level	Correct Factor	Measure-ment	Limit	Margin		
		MHz	dBuV	dB	dBuV/m	dBuV/m	dB	Detector	Comment

Orthogonal Axis :	X
Test Mode :	TX G MODE 2447MHz

Vertical

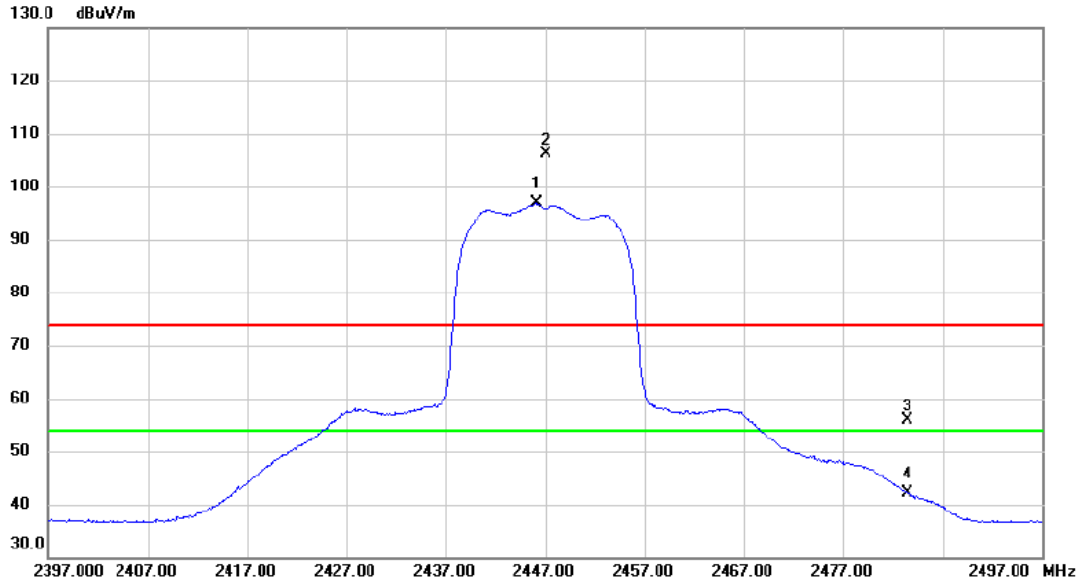

No.	Mk.	Freq.	Reading Level	Correct Factor	Measure-ment	Limit	Margin		
		MHz	dBuV	dB	dBuV/m	dBuV/m	dB	Detector	Comment
1	*	2446.100	87.83	8.99	96.82	54.00	42.82	AVG	No Limit
2	X	2447.100	97.13	8.98	106.11	74.00	32.11	peak	No Limit
3		2483.500	46.88	8.96	55.84	74.00	-18.16	peak	
4		2483.500	33.06	8.96	42.02	54.00	-11.98	AVG	

Orthogonal Axis :	X
Test Mode :	TX G MODE 2447MHz

Vertical

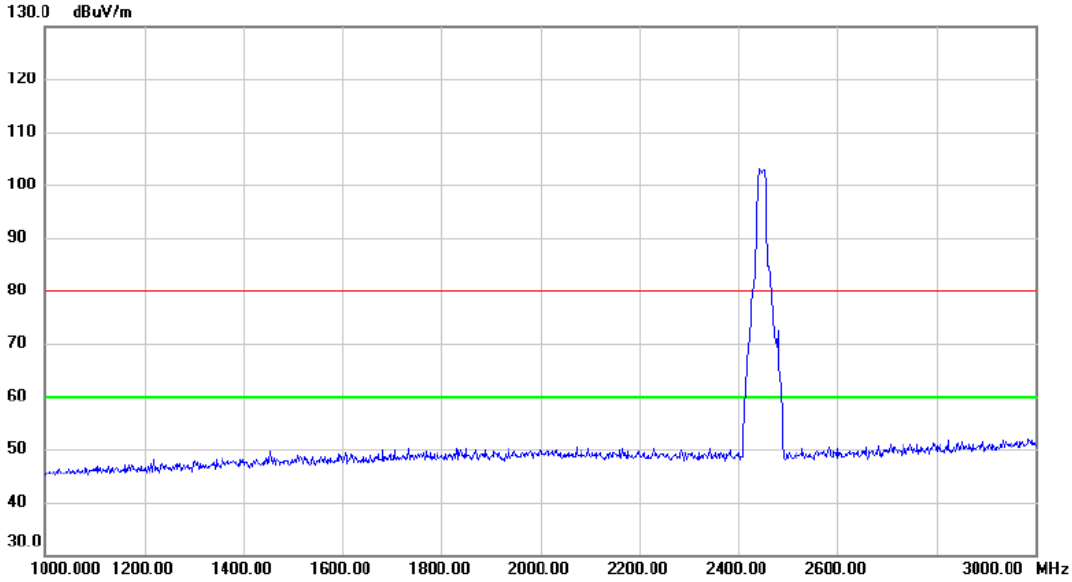

No.	Mk.	Freq.	Reading Level	Correct Factor	Measure-ment	Limit	Margin		
		MHz	dBuV	dB	dBuV/m	dBuV/m	dB	Detector	Comment

Orthogonal Axis :	X
Test Mode :	TX G MODE 2447MHz

Vertical

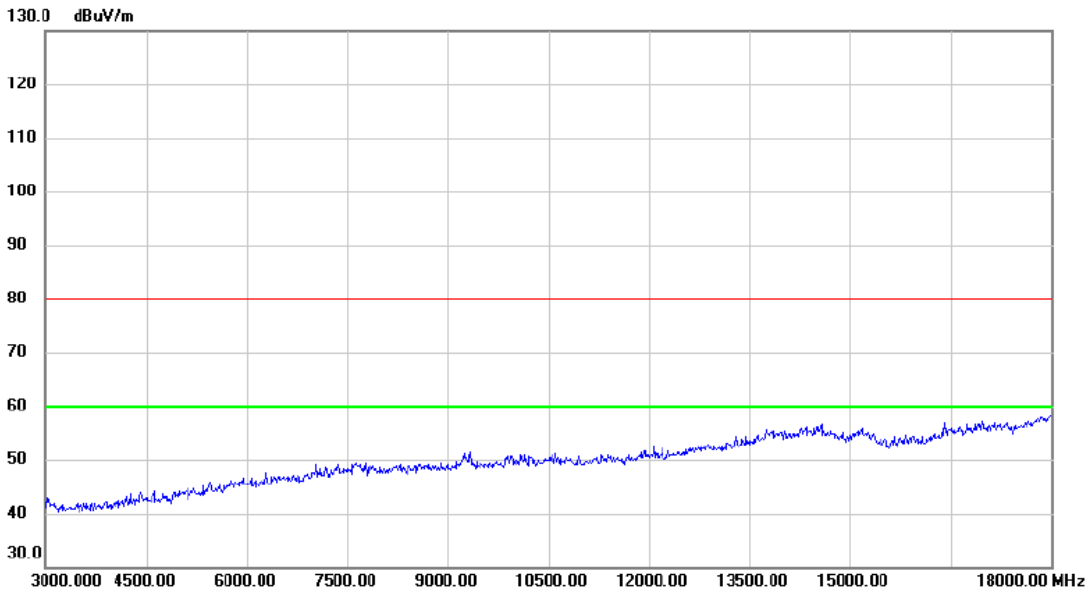

No.	Mk.	Freq.	Reading Level	Correct Factor	Measure-ment	Limit	Margin		
		MHz	dBuV	dB	dBuV/m	dBuV/m	dB	Detector	Comment

Orthogonal Axis :	X
Test Mode :	TX G MODE 2447MHz

Vertical

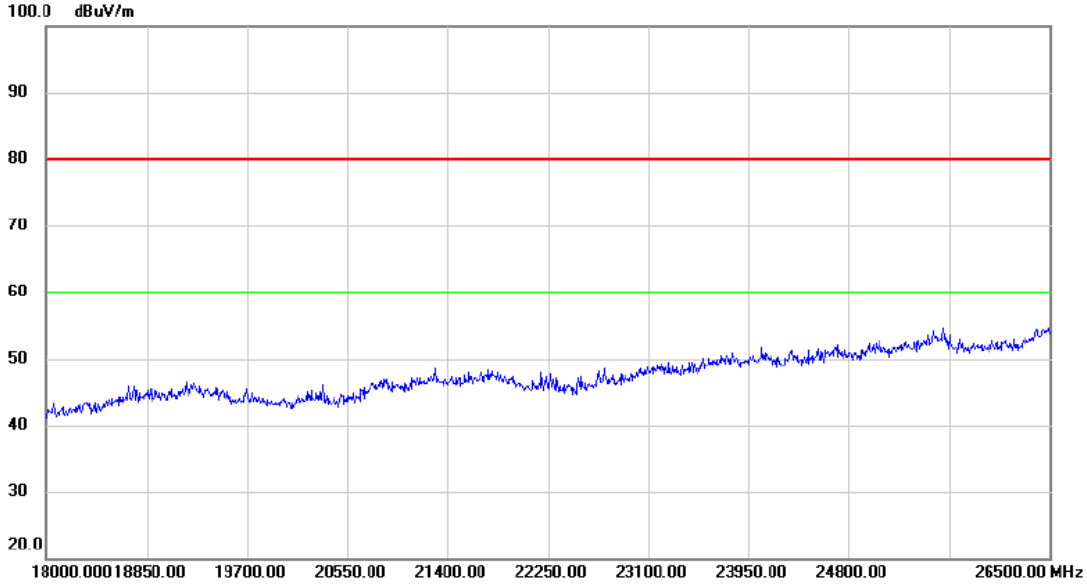

No.	Mk.	Freq.	Reading Level	Correct Factor	Measure-ment	Limit	Margin		
		MHz	dBuV	dB	dBuV/m	dBuV/m	dB	Detector	Comment

Orthogonal Axis :	X
Test Mode :	TX G MODE 2447MHz

Horizontal

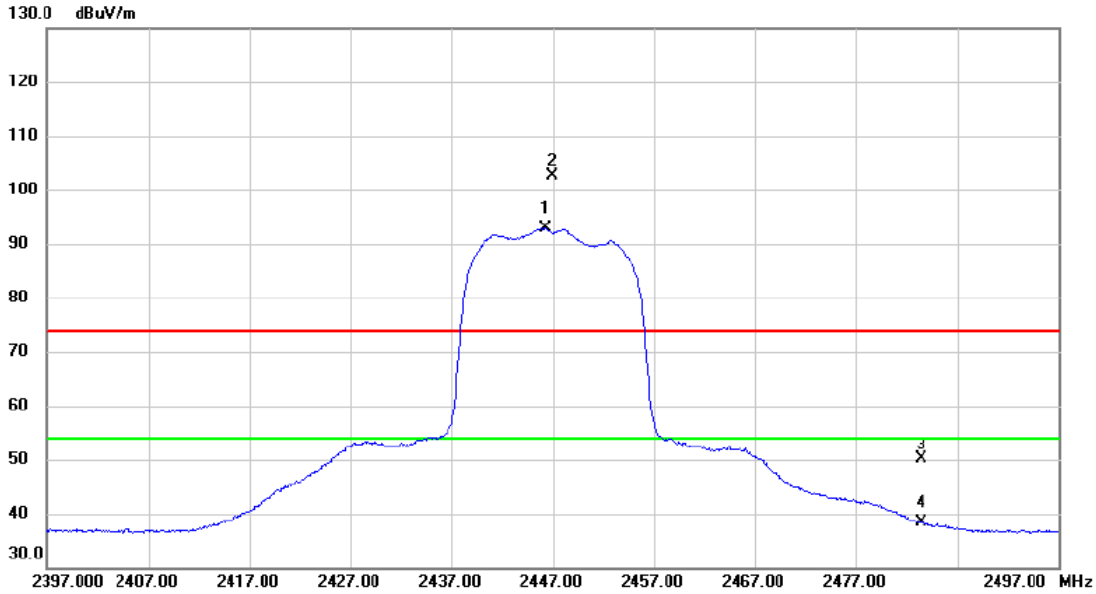

No.	Mk.	Freq.	Reading Level	Correct Factor	Measure-ment	Limit	Margin		
		MHz	dBuV	dB	dBuV/m	dBuV/m	dB	Detector	Comment
1	*	2446.300	83.93	8.99	92.92	54.00	38.92	AVG	No Limit
2	X	2446.900	93.74	8.98	102.72	74.00	28.72	peak	No Limit
3		2483.500	41.12	8.96	50.08	74.00	-23.92	peak	
4		2483.500	29.35	8.96	38.31	54.00	-15.69	AVG	

Orthogonal Axis :	X
Test Mode :	TX G MODE 2447MHz

Horizontal

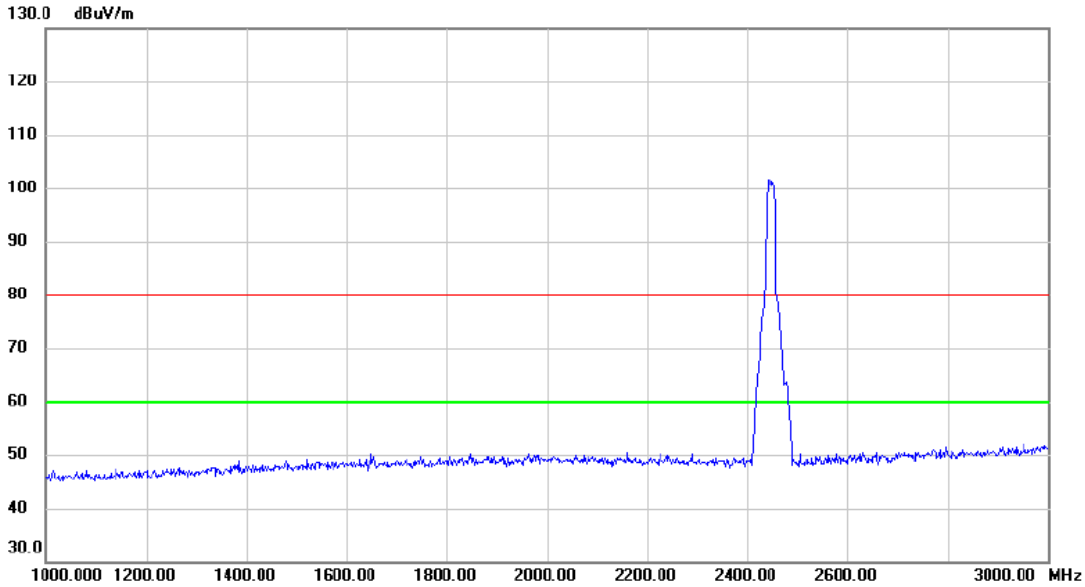

No.	Mk.	Freq.	Reading Level	Correct Factor	Measure-ment	Limit	Margin		
		MHz	dBuV	dB	dBuV/m	dBuV/m	dB	Detector	Comment

Orthogonal Axis :	X
Test Mode :	TX G MODE 2447MHz

Horizontal

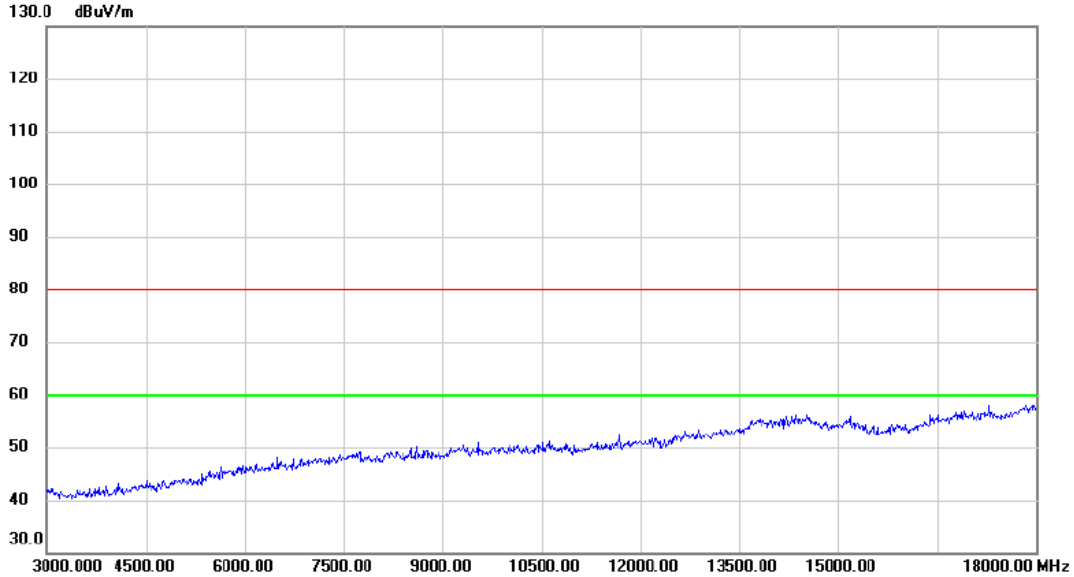

No.	Mk.	Freq.	Reading Level	Correct Factor	Measure-ment	Limit	Margin		
		MHz	dBuV	dB	dBuV/m	dBuV/m	dB	Detector	Comment

Orthogonal Axis :	X
Test Mode :	TX G MODE 2447MHz

Horizontal

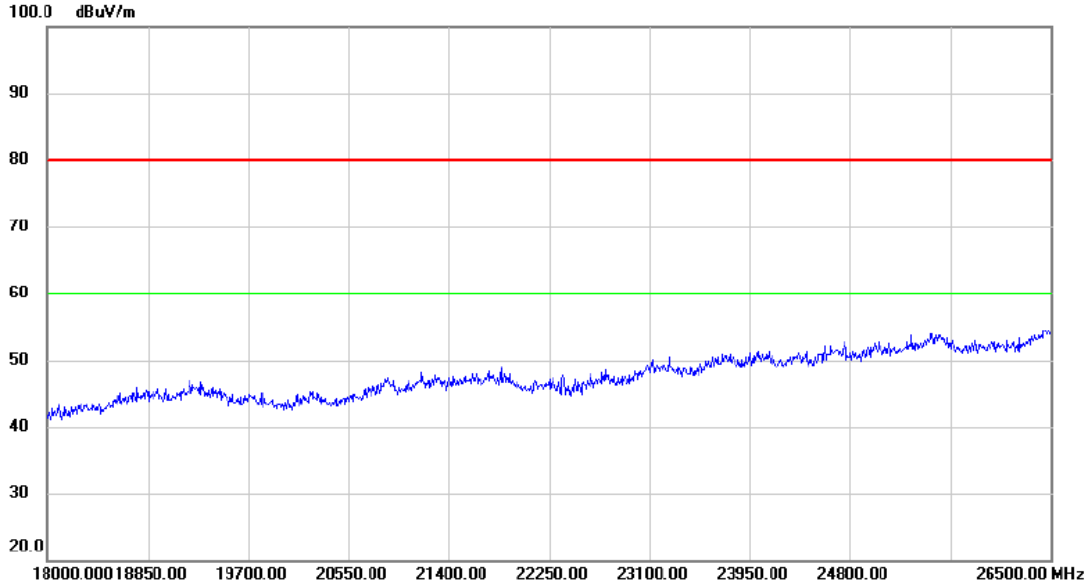

No.	Mk.	Freq.	Reading Level	Correct Factor	Measure-ment	Limit	Margin		
		MHz	dBuV	dB	dBuV/m	dBuV/m	dB	Detector	Comment

Orthogonal Axis :	X
Test Mode :	TX G MODE 2452MHz

Vertical

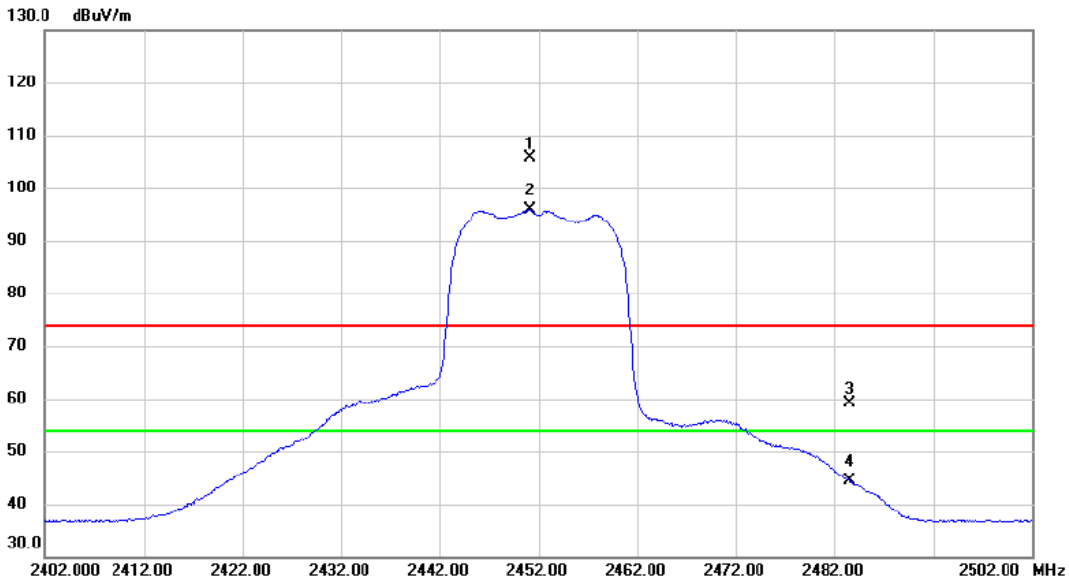

No.	Mk.	Freq.	Reading Level	Correct Factor	Measure-ment	Limit	Margin		
		MHz	dBuV	dB	dBuV/m	dBuV/m	dB	Detector	Comment
1	X	2451.100	96.69	8.98	105.67	74.00	31.67	peak	No Limit
2	*	2451.100	86.83	8.98	95.81	54.00	41.81	AVG	No Limit
3		2483.500	50.25	8.96	59.21	74.00	-14.79	peak	
4		2483.500	35.40	8.96	44.36	54.00	-9.64	AVG	

Orthogonal Axis :	X
Test Mode :	TX G MODE 2452MHz

Vertical

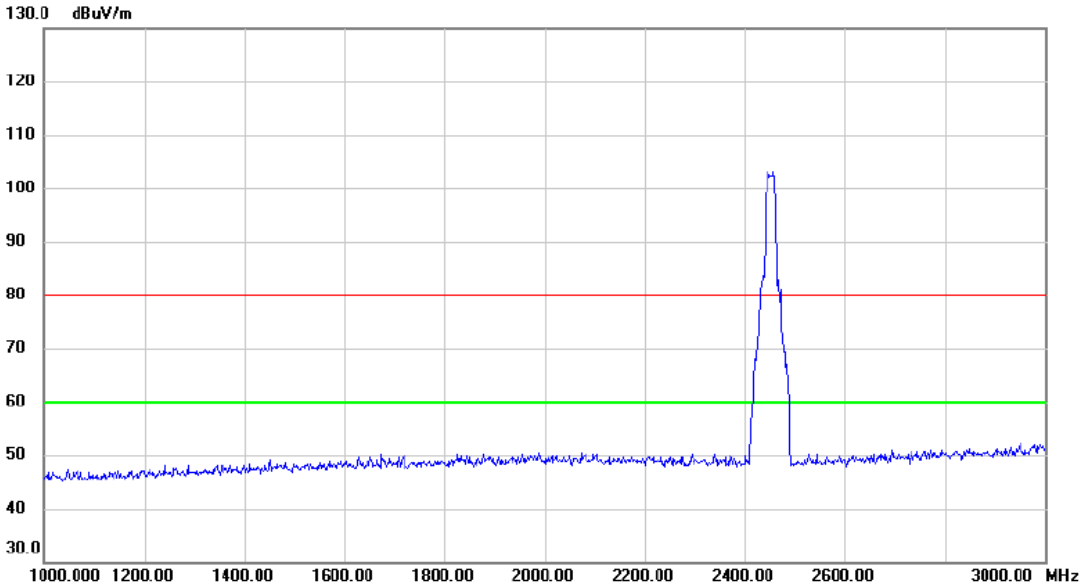

No.	Mk.	Freq.	Reading Level	Correct Factor	Measure-ment	Limit	Margin		
		MHz	dBuV	dB	dBuV/m	dBuV/m	dB	Detector	Comment

Orthogonal Axis :	X
Test Mode :	TX G MODE 2452MHz

Vertical

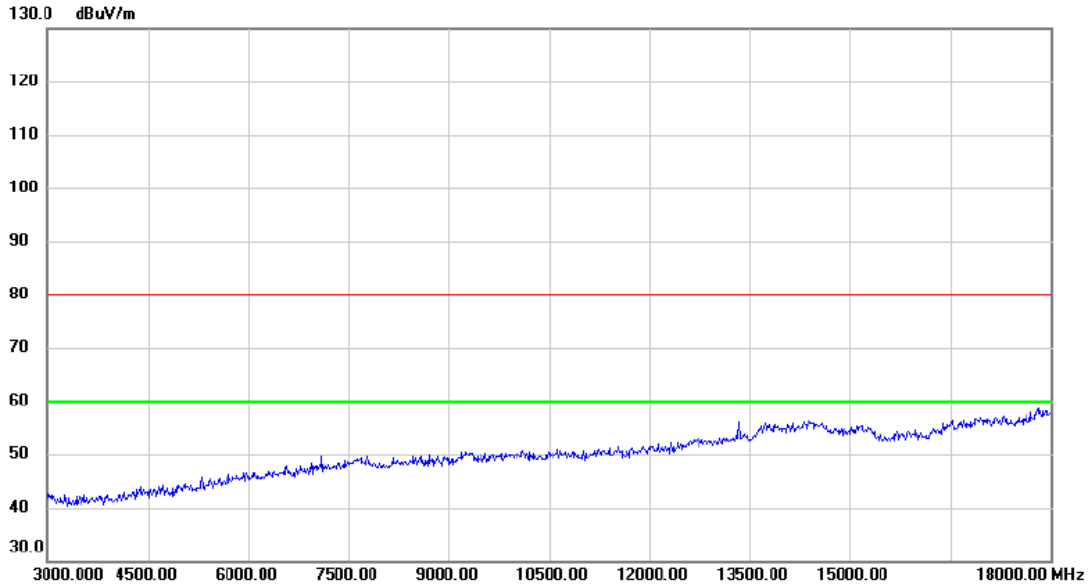

No.	Mk.	Freq.	Reading Level	Correct Factor	Measure-ment	Limit	Margin		
		MHz	dBuV	dB	dBuV/m	dBuV/m	dB	Detector	Comment

Orthogonal Axis :	X
Test Mode :	TX G MODE 2452MHz

Vertical

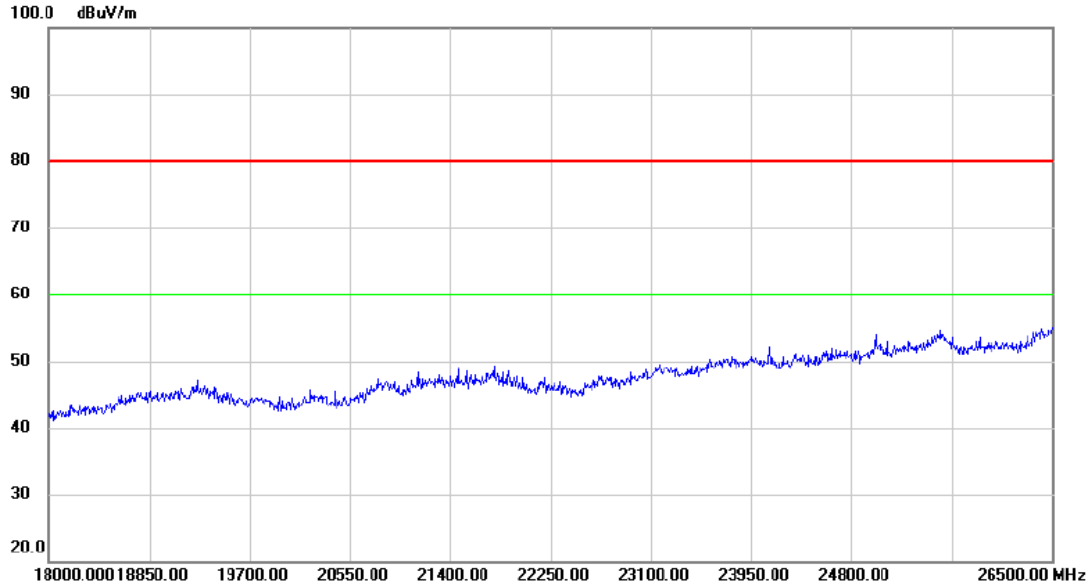

No.	Mk.	Freq.	Reading Level	Correct Factor	Measure-ment	Limit	Margin		
		MHz	dBuV	dB	dBuV/m	dBuV/m	dB	Detector	Comment

Orthogonal Axis :	X
Test Mode :	TX G MODE 2452MHz

Horizontal

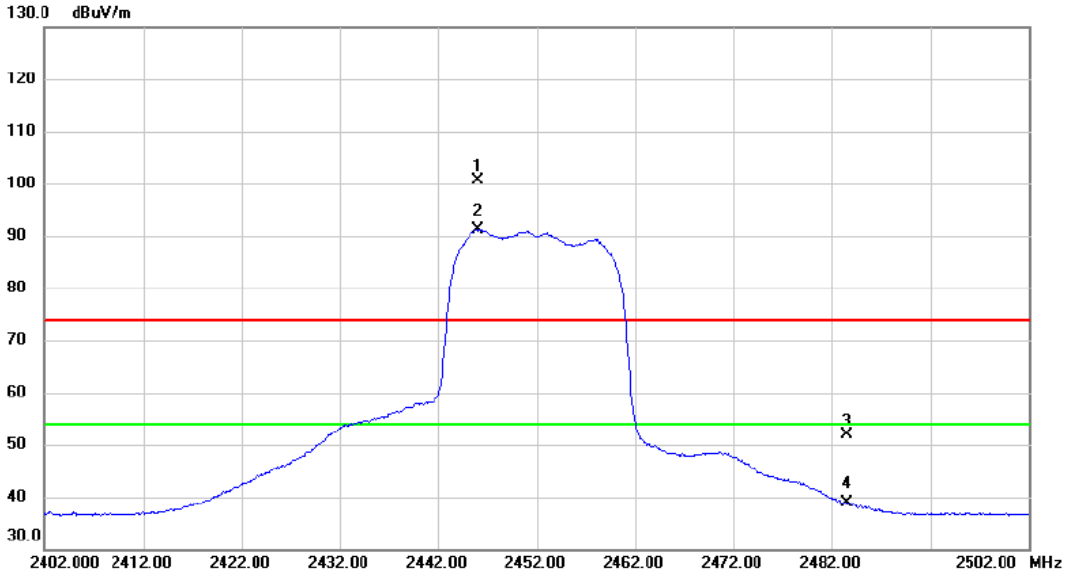

No.	Mk.	Freq.	Reading Level	Correct Factor	Measure-ment	Limit	Margin		
		MHz	dBuV	dB	dBuV/m	dBuV/m	dB	Detector	Comment
1	X	2446.100	91.55	8.99	100.54	74.00	26.54	peak	No Limit
2	*	2446.100	82.12	8.99	91.11	54.00	37.11	AVG	No Limit
3		2483.500	42.91	8.96	51.87	74.00	-22.13	peak	
4		2483.500	29.85	8.96	38.81	54.00	-15.19	AVG	

Orthogonal Axis :	X
Test Mode :	TX G MODE 2452MHz

Horizontal

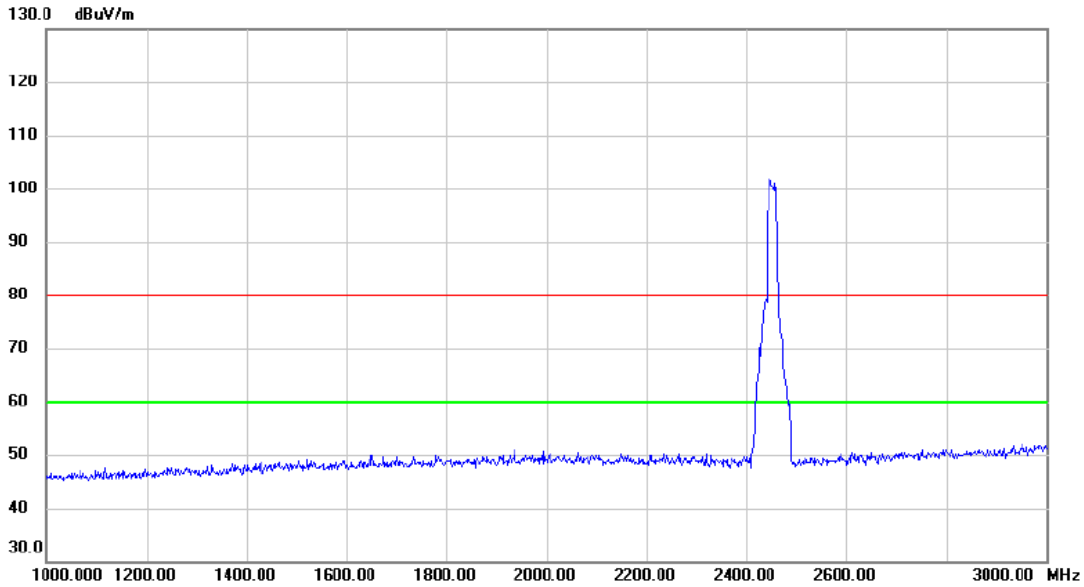

No.	Mk.	Freq.	Reading Level	Correct Factor	Measure-ment	Limit	Margin		
		MHz	dBuV	dB	dBuV/m	dBuV/m	dB	Detector	Comment

Orthogonal Axis :	X
Test Mode :	TX G MODE 2452MHz

Horizontal

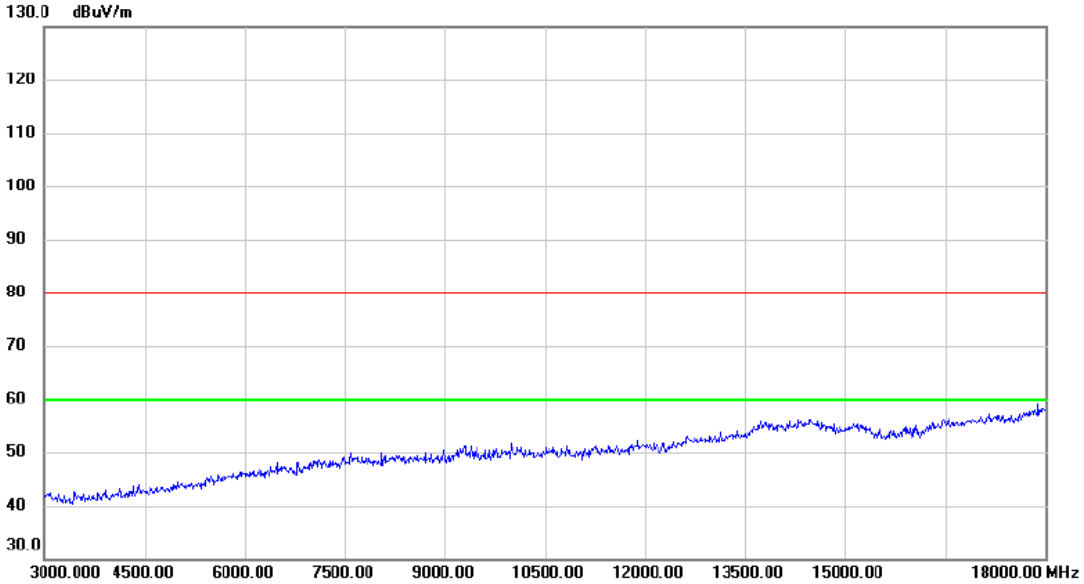

No.	Mk.	Freq.	Reading Level	Correct Factor	Measure-ment	Limit	Margin		
		MHz	dBuV	dB	dBuV/m	dBuV/m	dB	Detector	Comment

Orthogonal Axis :	X
Test Mode :	TX G MODE 2452MHz

Horizontal

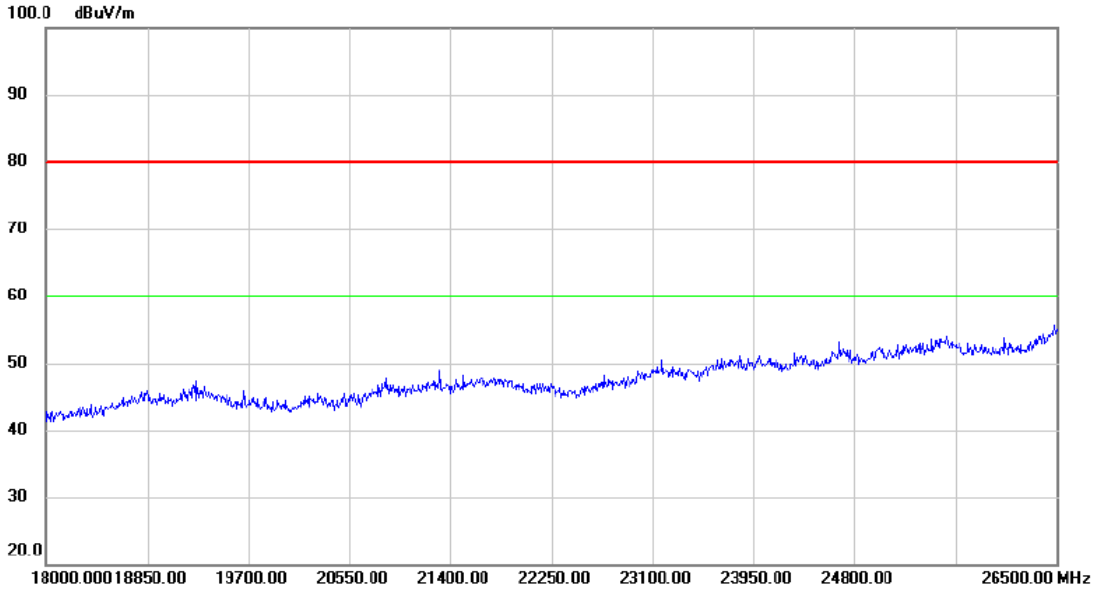

No.	Mk.	Freq.	Reading Level	Correct Factor	Measure-ment	Limit	Margin		
		MHz	dBuV	dB	dBuV/m	dBuV/m	dB	Detector	Comment

Orthogonal Axis :	X
Test Mode :	TX G MODE 2457MHz

Vertical

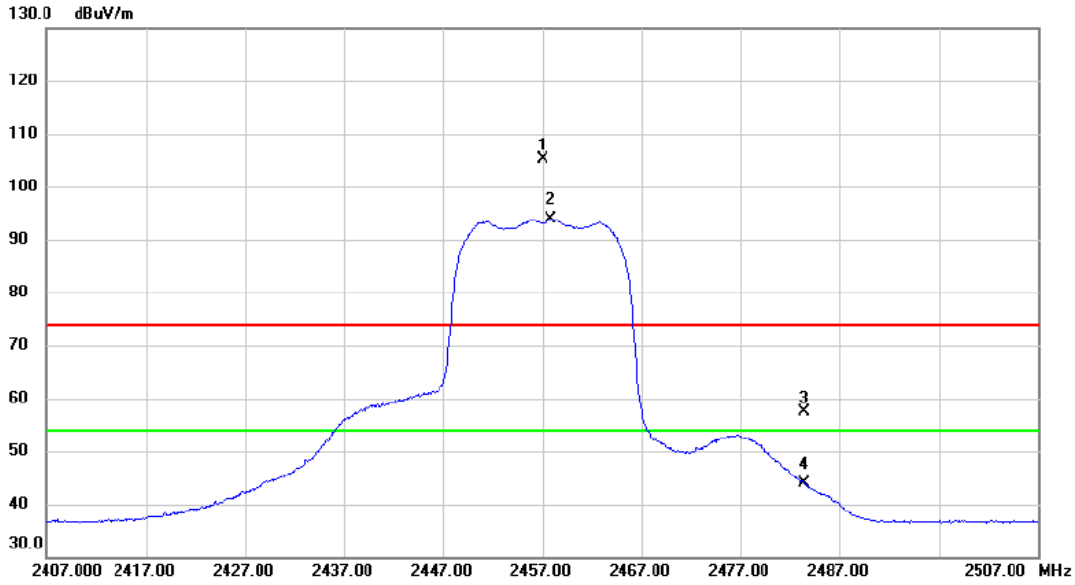

No.	Mk.	Freq.	Reading Level	Correct Factor	Measure-ment	Limit	Margin		
		MHz	dBuV	dB	dBuV/m	dBuV/m	dB	Detector	Comment
1	X	2457.100	96.05	8.97	105.02	74.00	31.02	peak	No Limit
2	*	2457.900	84.97	8.97	93.94	54.00	39.94	AVG	No Limit
3		2483.500	48.45	8.96	57.41	74.00	-16.59	peak	
4		2483.500	34.84	8.96	43.80	54.00	-10.20	AVG	

Orthogonal Axis :	X
Test Mode :	TX G MODE 2457MHz

Vertical

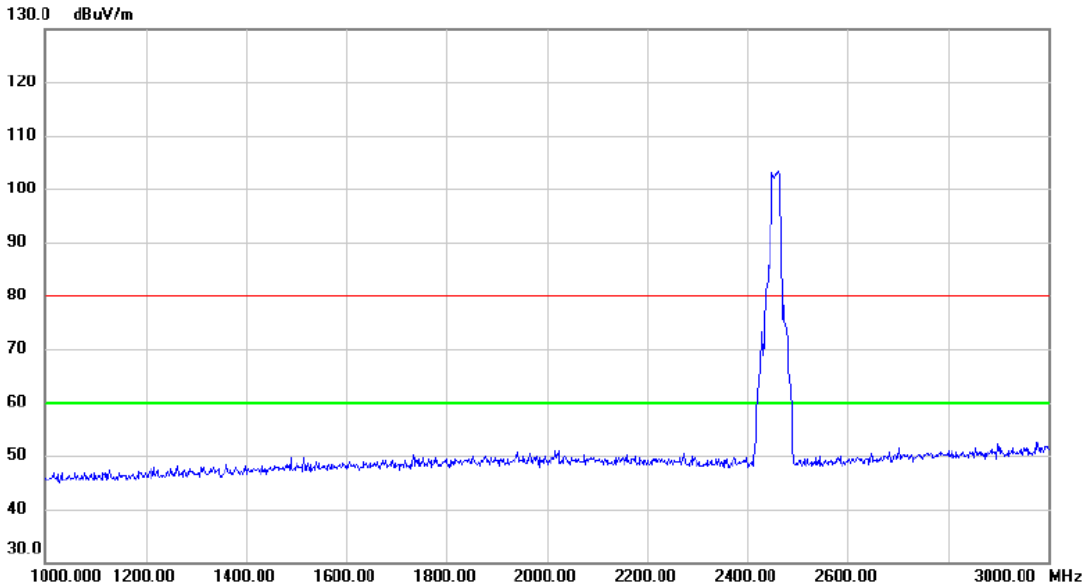

No.	Mk.	Freq.	Reading Level	Correct Factor	Measure-ment	Limit	Margin		
		MHz	dBuV	dB	dBuV/m	dBuV/m	dB	Detector	Comment

Orthogonal Axis :	X
Test Mode :	TX G MODE 2457MHz

Vertical

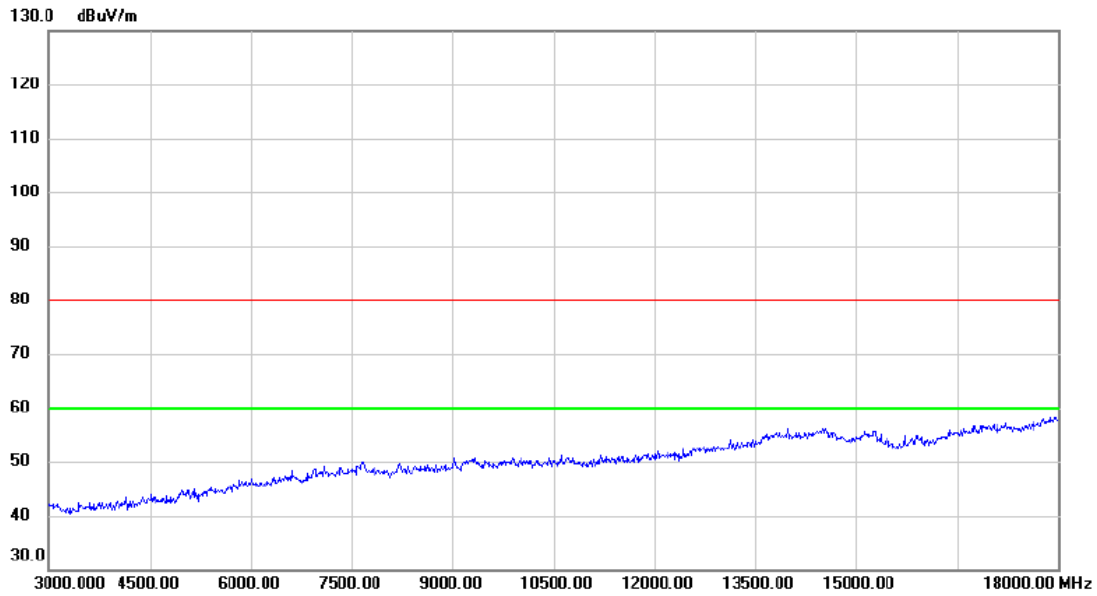

No.	Mk.	Freq.	Reading Level	Correct Factor	Measure-ment	Limit	Margin		
		MHz	dBuV	dB	dBuV/m	dBuV/m	dB	Detector	Comment

Orthogonal Axis :	X
Test Mode :	TX G MODE 2457MHz

Vertical

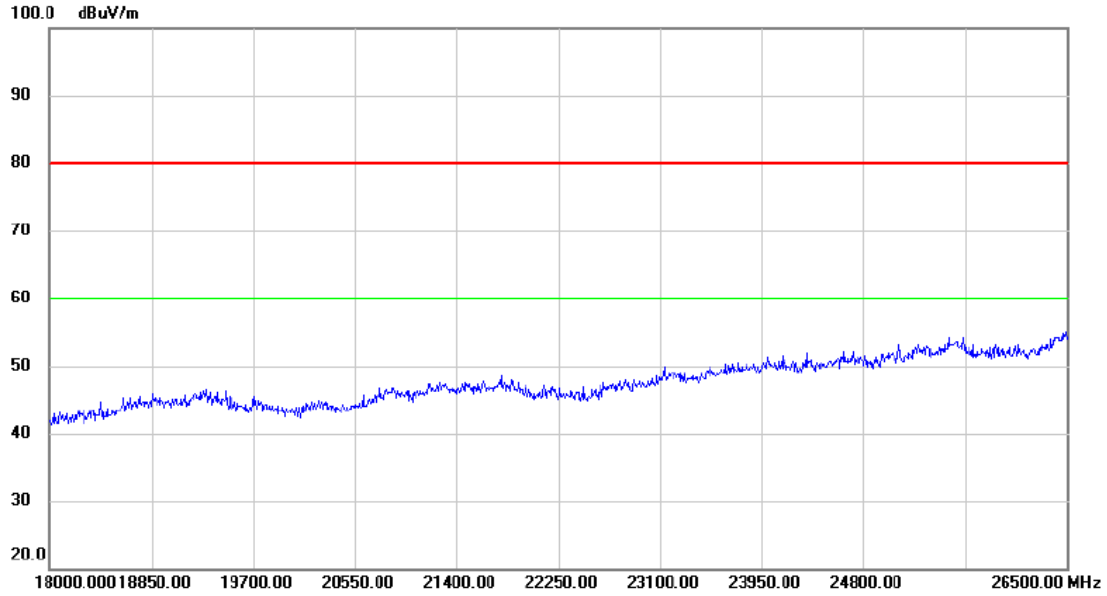

No.	Mk.	Freq.	Reading Level	Correct Factor	Measure-ment	Limit	Margin		
		MHz	dBuV	dB	dBuV/m	dBuV/m	dB	Detector	Comment

Orthogonal Axis :	X
Test Mode :	TX G MODE 2457MHz

Horizontal

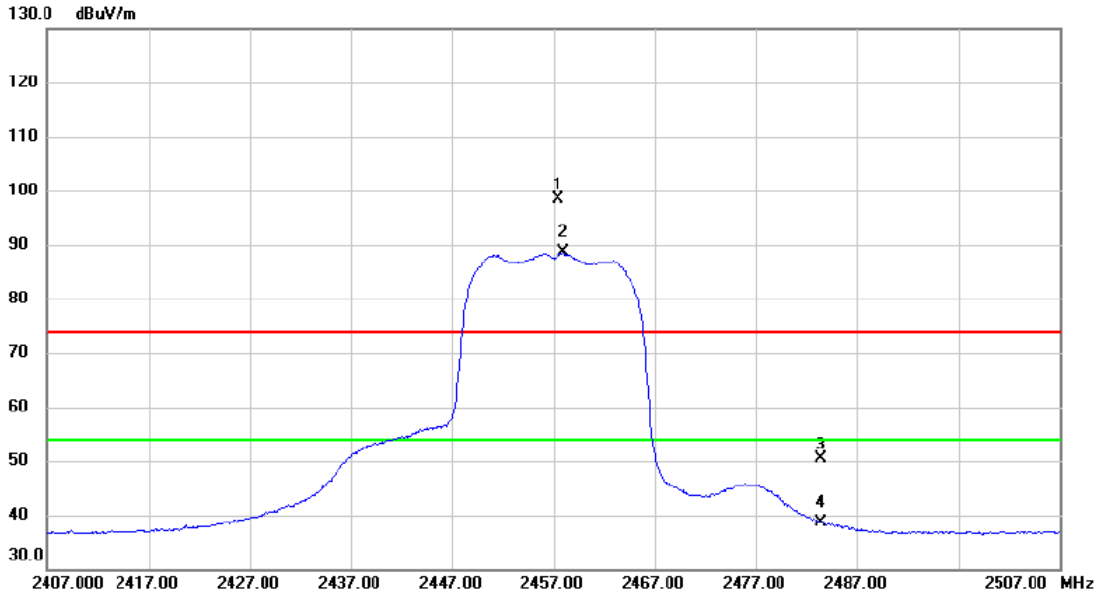

No.	Mk.	Freq.	Reading Level	Correct Factor	Measure-ment	Limit	Margin		
		MHz	dBuV	dB	dBuV/m	dBuV/m	dB	Detector	Comment
1	X	2457.500	89.49	8.97	98.46	74.00	24.46	peak	No Limit
2	*	2458.000	79.62	8.97	88.59	54.00	34.59	AVG	No Limit
3		2483.500	41.54	8.96	50.50	74.00	-23.50	peak	
4		2483.500	29.59	8.96	38.55	54.00	-15.45	AVG	

Orthogonal Axis :	X
Test Mode :	TX G MODE 2457MHz

Horizontal

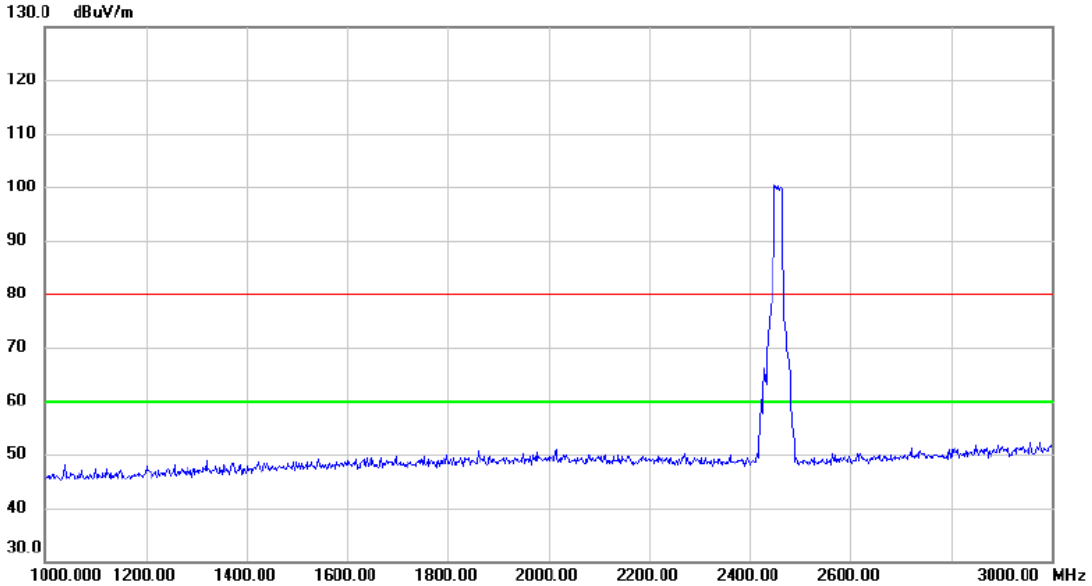

No.	Mk.	Freq.	Reading Level	Correct Factor	Measure-ment	Limit	Margin		
		MHz	dBuV	dB	dBuV/m	dBuV/m	dB	Detector	Comment

Orthogonal Axis :	X
Test Mode :	TX G MODE 2457MHz

Horizontal

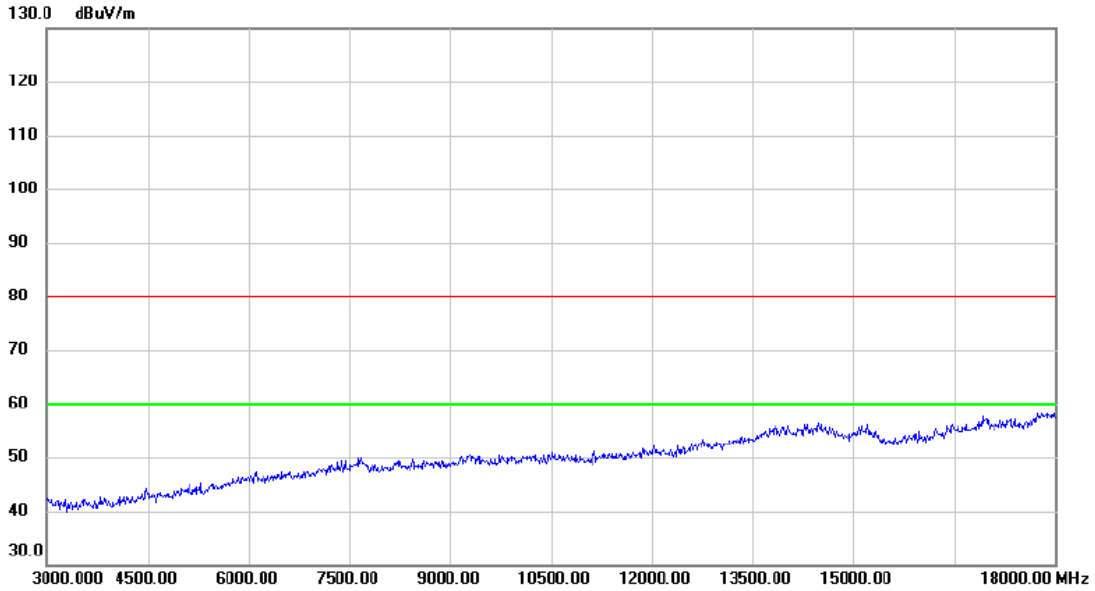

No.	Mk.	Freq.	Reading Level	Correct Factor	Measure-ment	Limit	Margin		
		MHz	dBuV	dB	dBuV/m	dBuV/m	dB	Detector	Comment

Orthogonal Axis :	X
Test Mode :	TX G MODE 2457MHz

Horizontal

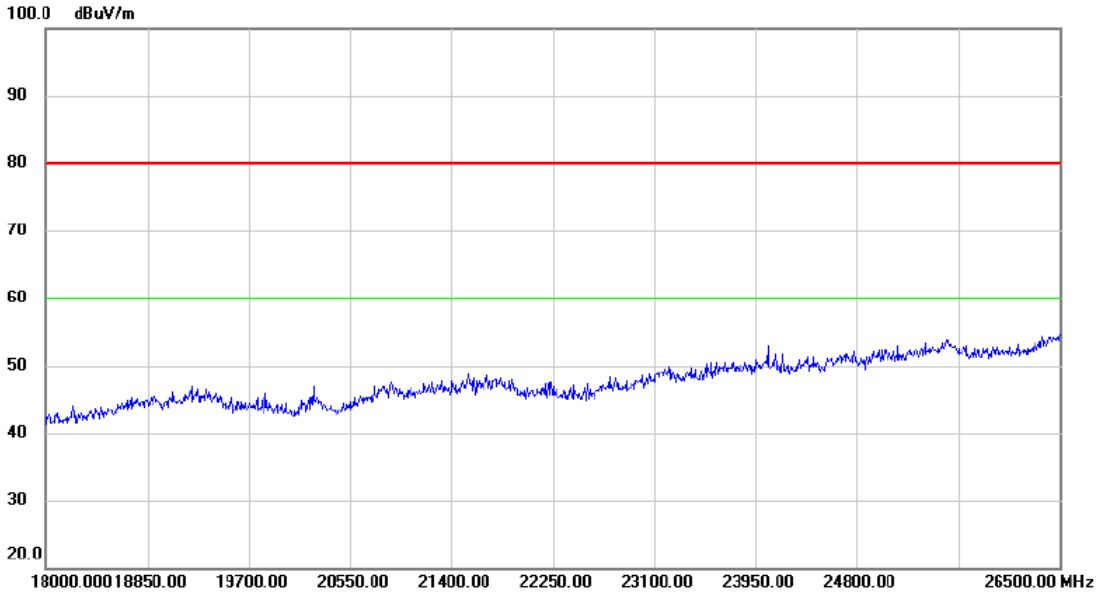

No.	Mk.	Freq.	Reading Level	Correct Factor	Measure-ment	Limit	Margin		
		MHz	dBuV	dB	dBuV/m	dBuV/m	dB	Detector	Comment

Orthogonal Axis :	X
Test Mode :	TX G MODE 2462MHz

Vertical

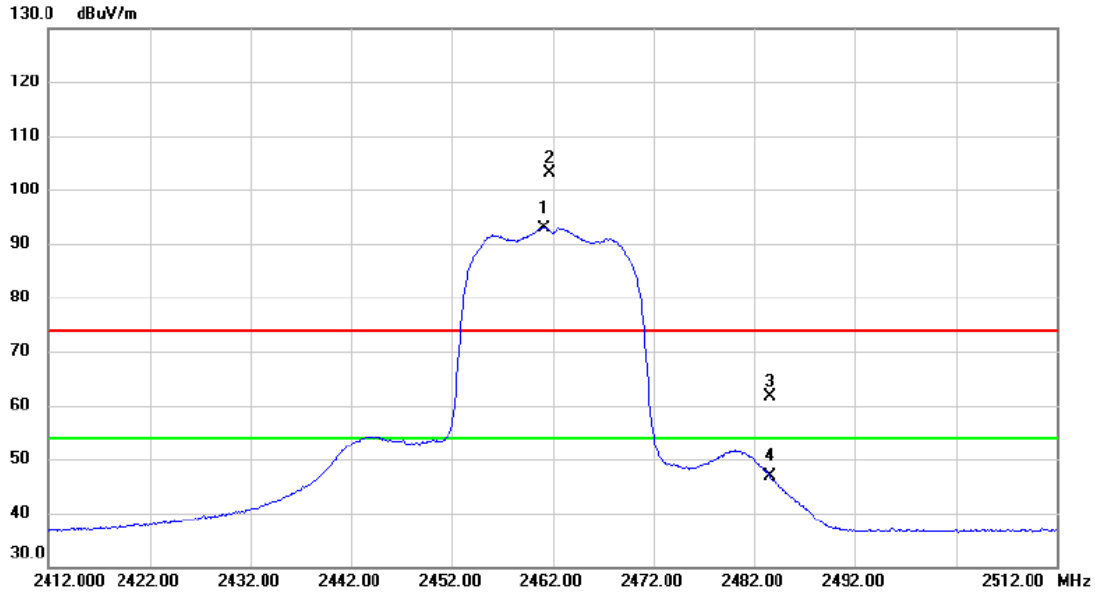

No.	Mk.	Freq.	Reading Level	Correct Factor	Measure-ment	Limit	Margin		
		MHz	dBuV	dB	dBuV/m	dBuV/m	dB	Detector	Comment
1	*	2461.100	83.89	8.97	92.86	54.00	38.86	AVG	No Limit
2	X	2461.700	94.14	8.97	103.11	74.00	29.11	peak	No Limit
3		2483.500	52.61	8.96	61.57	74.00	-12.43	peak	
4		2483.500	37.98	8.96	46.94	54.00	-7.06	AVG	

Orthogonal Axis :	X
Test Mode :	TX G MODE 2462MHz

Vertical

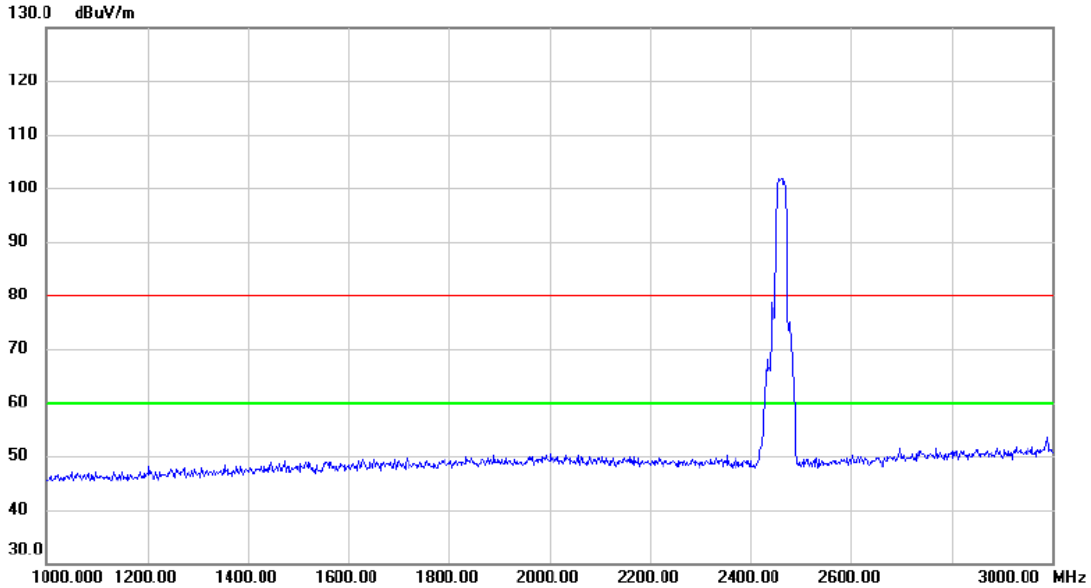

No.	Mk.	Freq.	Reading Level	Correct Factor	Measure-ment	Limit	Margin		
		MHz	dBuV	dB	dBuV/m	dBuV/m	dB	Detector	Comment

Orthogonal Axis :	X
Test Mode :	TX G MODE 2462MHz

Vertical

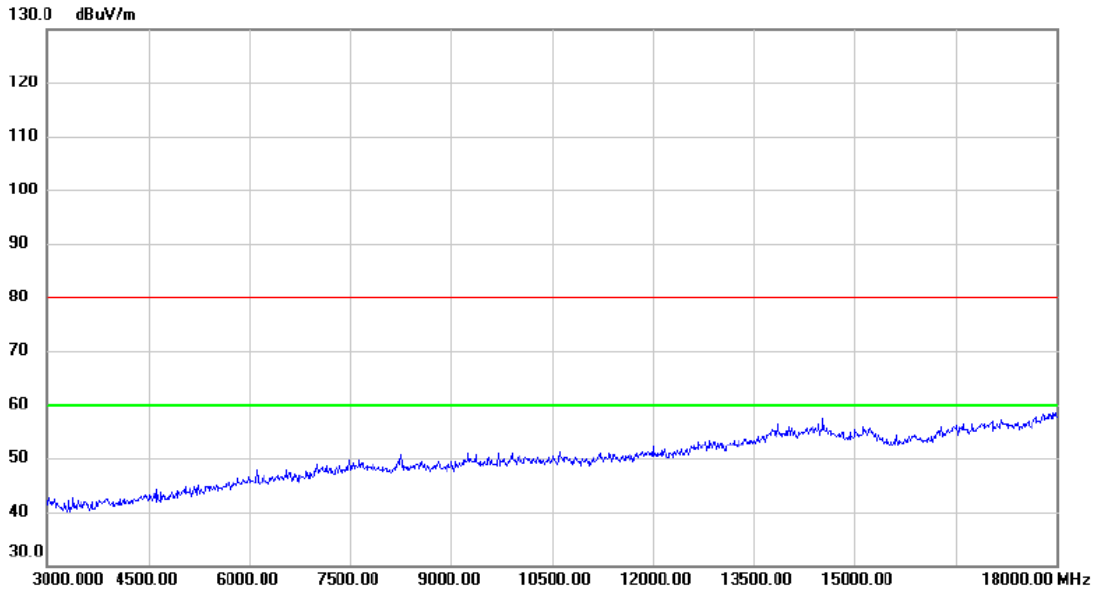

No.	Mk.	Freq.	Reading Level	Correct Factor	Measure-ment	Limit	Margin		
		MHz	dBuV	dB	dBuV/m	dBuV/m	dB	Detector	Comment

Orthogonal Axis :	X
Test Mode :	TX G MODE 2462MHz

Vertical

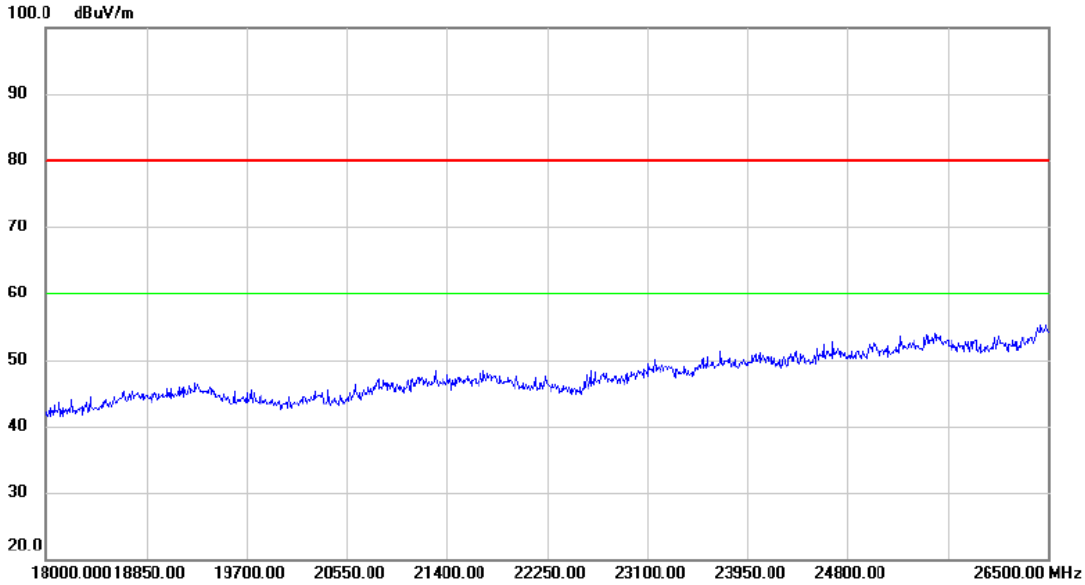

No.	Mk.	Freq.	Reading Level	Correct Factor	Measure-ment	Limit	Margin		
		MHz	dBuV	dB	dBuV/m	dBuV/m	dB	Detector	Comment

Orthogonal Axis :	X
Test Mode :	TX G MODE 2462MHz

Horizontal

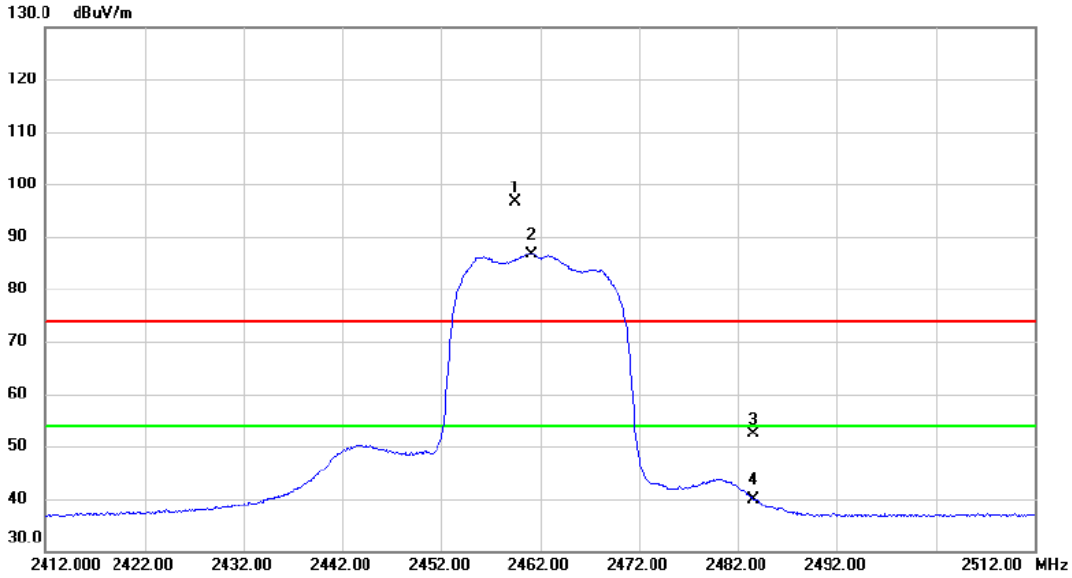

No.	Mk.	Freq.	Reading Level	Correct Factor	Measure-ment	Limit	Margin		
		MHz	dBuV	dB	dBuV/m	dBuV/m	dB	Detector	Comment
1	X	2459.600	87.65	8.98	96.63	74.00	22.63	peak	No Limit
2	*	2461.100	77.71	8.97	86.68	54.00	32.68	AVG	No Limit
3		2483.500	43.49	8.96	52.45	74.00	-21.55	peak	
4		2483.500	31.03	8.96	39.99	54.00	-14.01	AVG	

Orthogonal Axis :	X
Test Mode :	TX G MODE 2462MHz

Horizontal

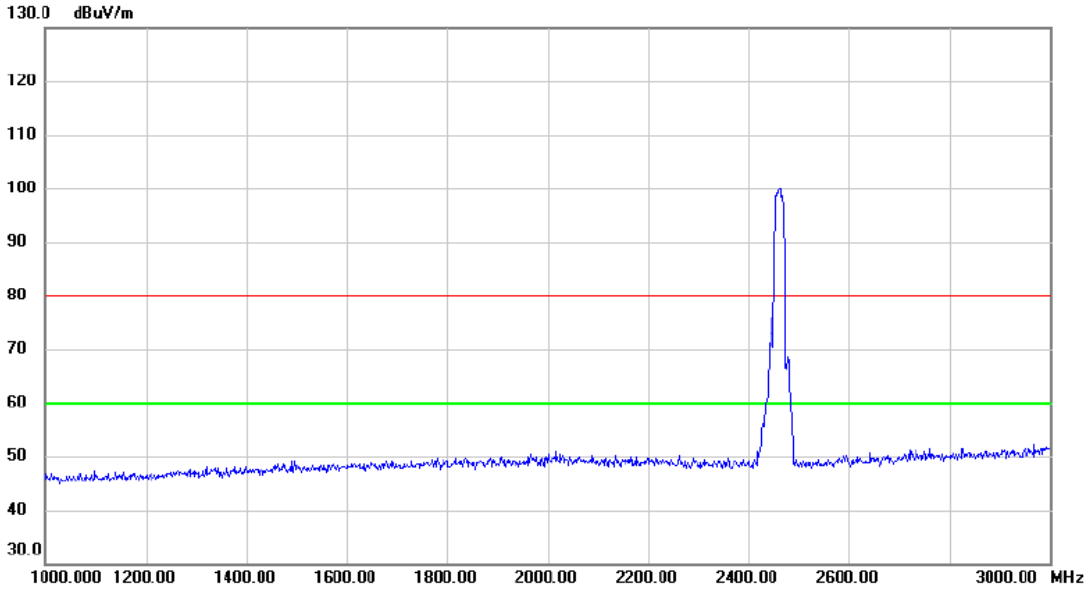

No.	Mk.	Freq.	Reading Level	Correct Factor	Measure-ment	Limit	Margin		
		MHz	dBuV	dB	dBuV/m	dBuV/m	dB	Detector	Comment

Orthogonal Axis :	X
Test Mode :	TX G MODE 2462MHz

Horizontal

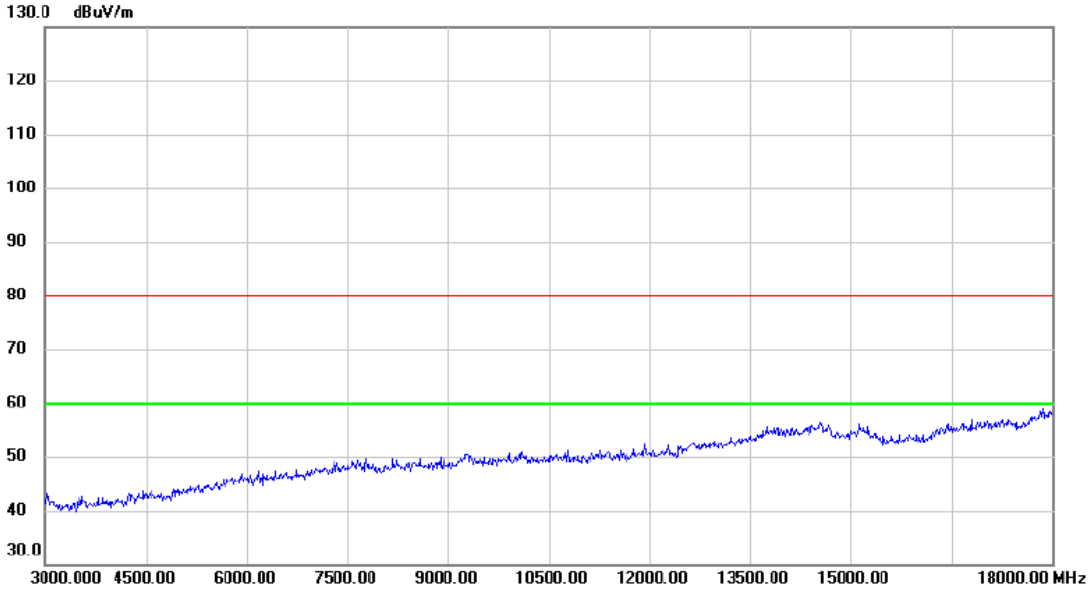

No.	Mk.	Freq.	Reading Level	Correct Factor	Measure-ment	Limit	Margin		
		MHz	dBuV	dB	dBuV/m	dBuV/m	dB	Detector	Comment

Orthogonal Axis :	X
Test Mode :	TX G MODE 2462MHz

Horizontal

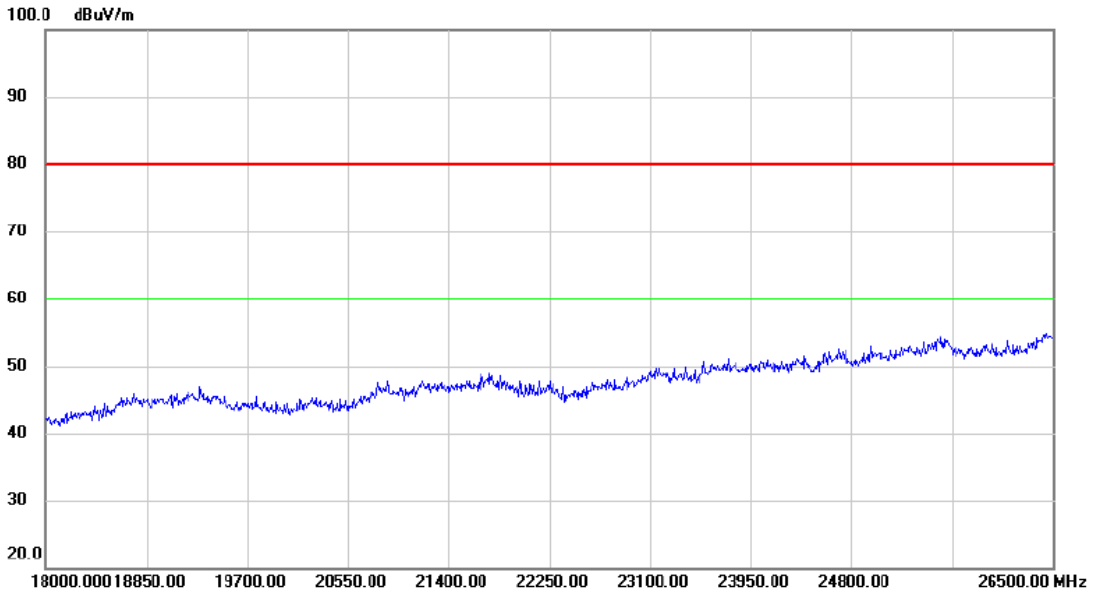

No.	Mk.	Freq.	Reading Level	Correct Factor	Measure-ment	Limit	Margin		
		MHz	dBuV	dB	dBuV/m	dBuV/m	dB	Detector	Comment

Orthogonal Axis :	X
Test Mode :	TX N-20M MODE 2432MHz

Vertical

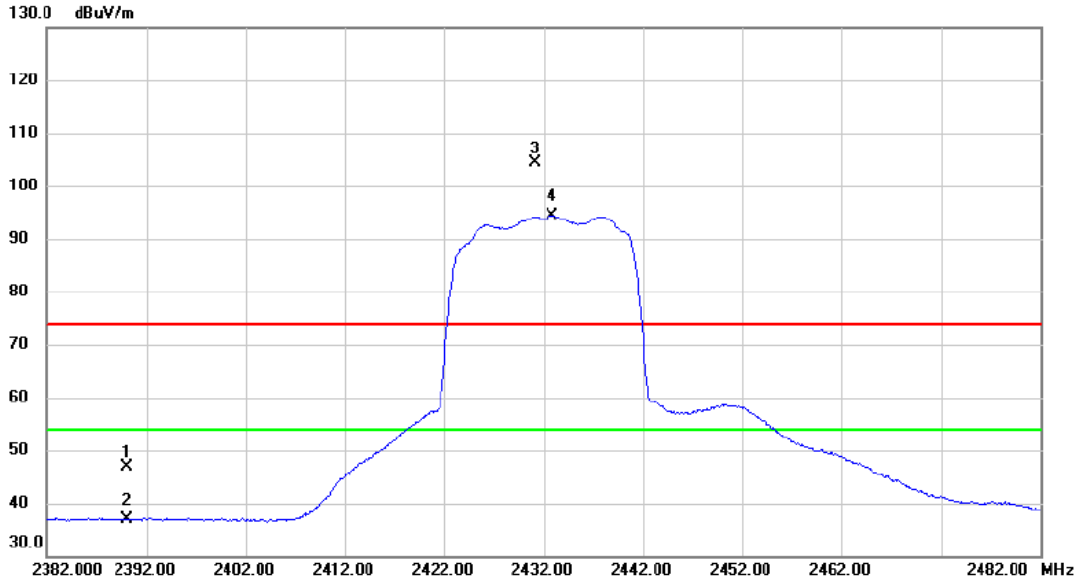

No.	Mk.	Freq.	Reading Level	Correct Factor	Measure-ment	Limit	Margin		
		MHz	dBuV	dB	dBuV/m	dBuV/m	dB	Detector	Comment
1		2390.000	37.88	9.00	46.88	74.00	-27.12	peak	
2		2390.000	27.88	9.00	36.88	54.00	-17.12	AVG	
3	X	2431.200	95.49	8.99	104.48	74.00	30.48	peak	No Limit
4	*	2432.900	85.41	8.99	94.40	54.00	40.40	AVG	No Limit

Orthogonal Axis :	X
Test Mode :	TX N-20M MODE 2432MHz

Vertical

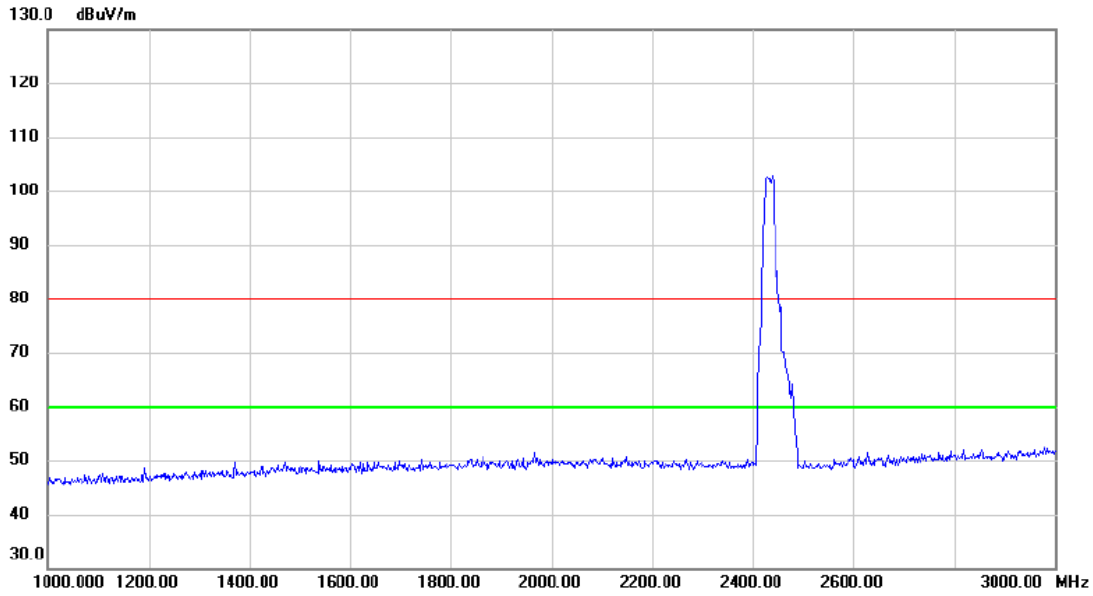

No.	Mk.	Freq.	Reading Level	Correct Factor	Measure-ment	Limit	Margin		
		MHz	dBuV	dB	dBuV/m	dBuV/m	dB	Detector	Comment

Orthogonal Axis :	X
Test Mode :	TX N-20M MODE 2432MHz

Vertical

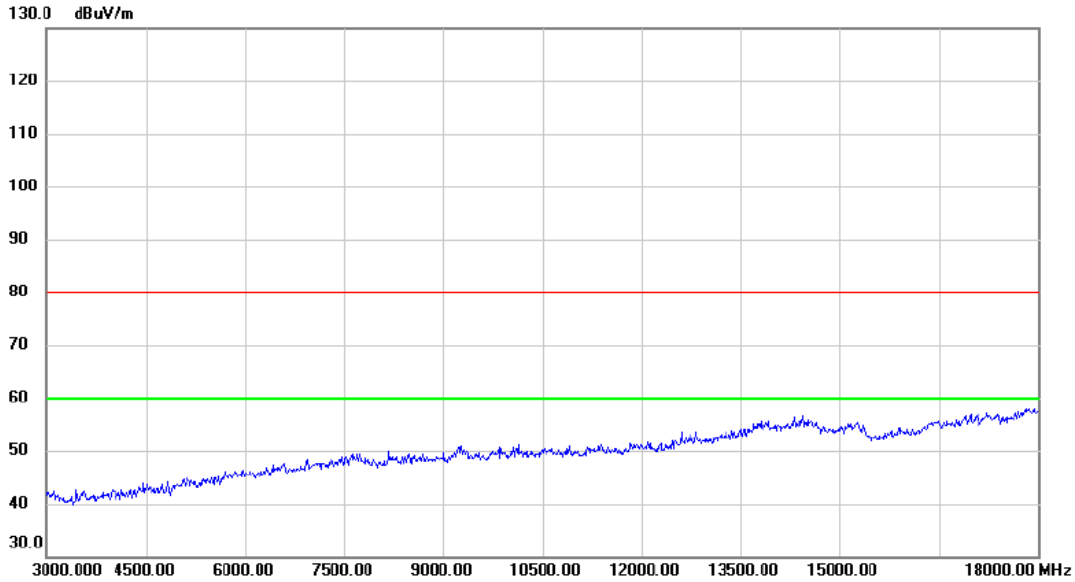

No.	Mk.	Freq.	Reading Level	Correct Factor	Measure-ment	Limit	Margin		
		MHz	dBuV	dB	dBuV/m	dBuV/m	dB	Detector	Comment

Orthogonal Axis :	X
Test Mode :	TX N-20M MODE 2432MHz

Vertical

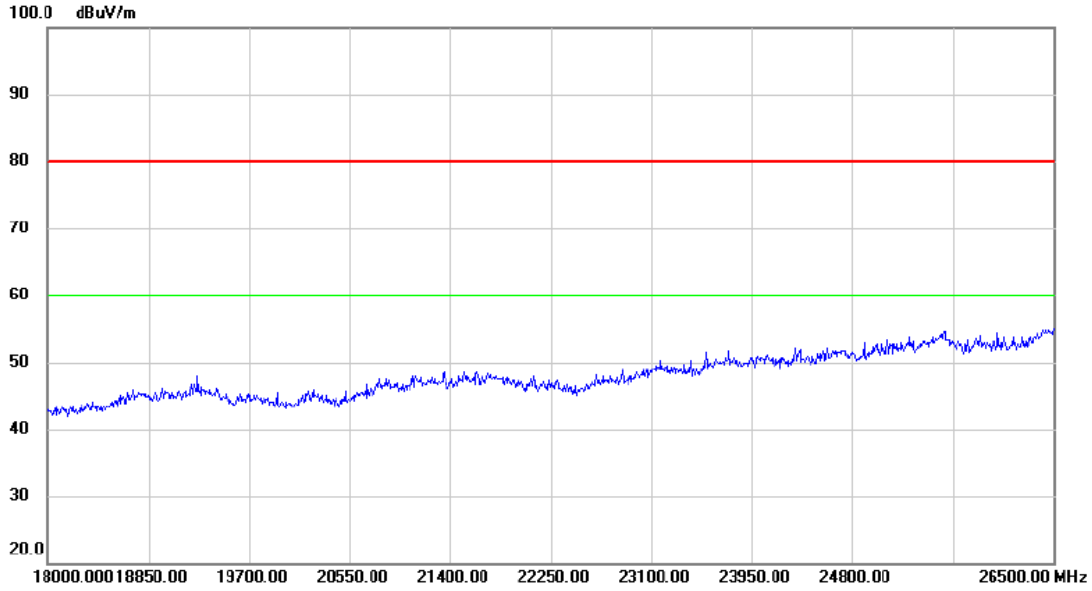

No.	Mk.	Freq.	Reading Level	Correct Factor	Measure-ment	Limit	Margin		
		MHz	dBuV	dB	dBuV/m	dBuV/m	dB	Detector	Comment

Orthogonal Axis :	X
Test Mode :	TX N-20M MODE 2432MHz

Horizontal

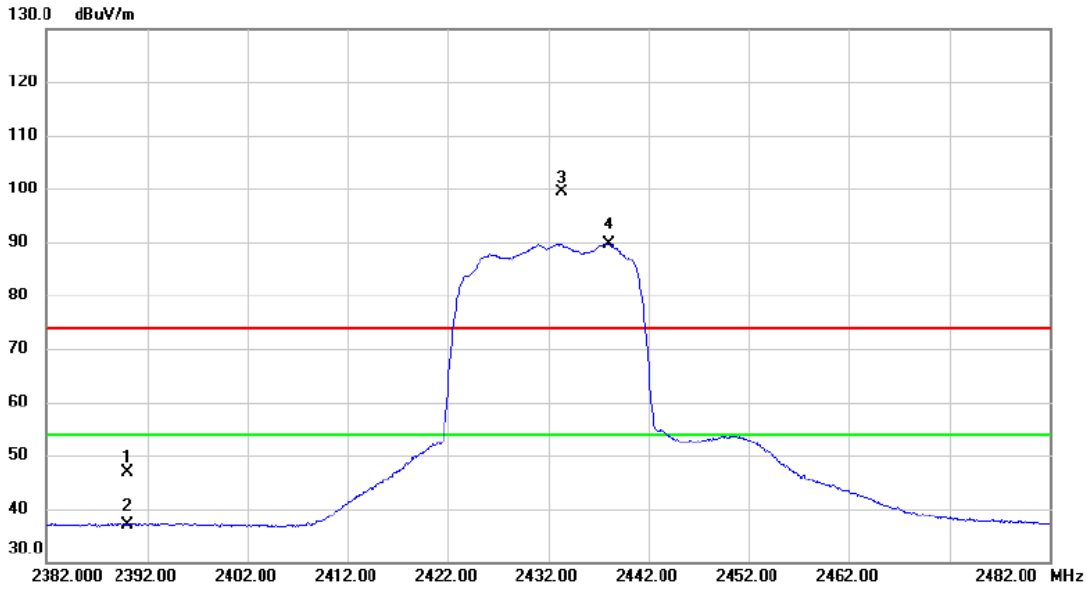

No.	Mk.	Freq.	Reading Level	Correct Factor	Measure-ment	Limit	Margin		
		MHz	dBuV	dB	dBuV/m	dBuV/m	dB	Detector	Comment
1		2390.000	37.91	9.00	46.91	74.00	-27.09	peak	
2		2390.000	27.95	9.00	36.95	54.00	-17.05	AVG	
3	X	2433.400	90.50	8.99	99.49	74.00	25.49	peak	No Limit
4	*	2438.000	80.73	8.99	89.72	54.00	35.72	AVG	No Limit

Orthogonal Axis :	X
Test Mode :	TX N-20M MODE 2432MHz

Horizontal

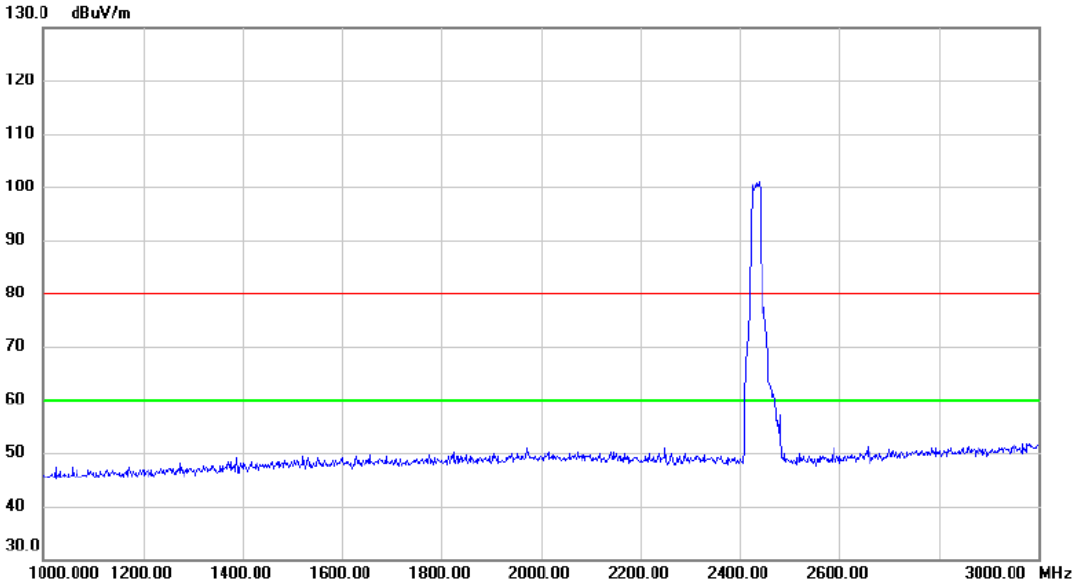

No.	Mk.	Freq.	Reading Level	Correct Factor	Measure-ment	Limit	Margin		
		MHz	dBuV	dB	dBuV/m	dBuV/m	dB	Detector	Comment

Orthogonal Axis :	X
Test Mode :	TX N-20M MODE 2432MHz

Horizontal

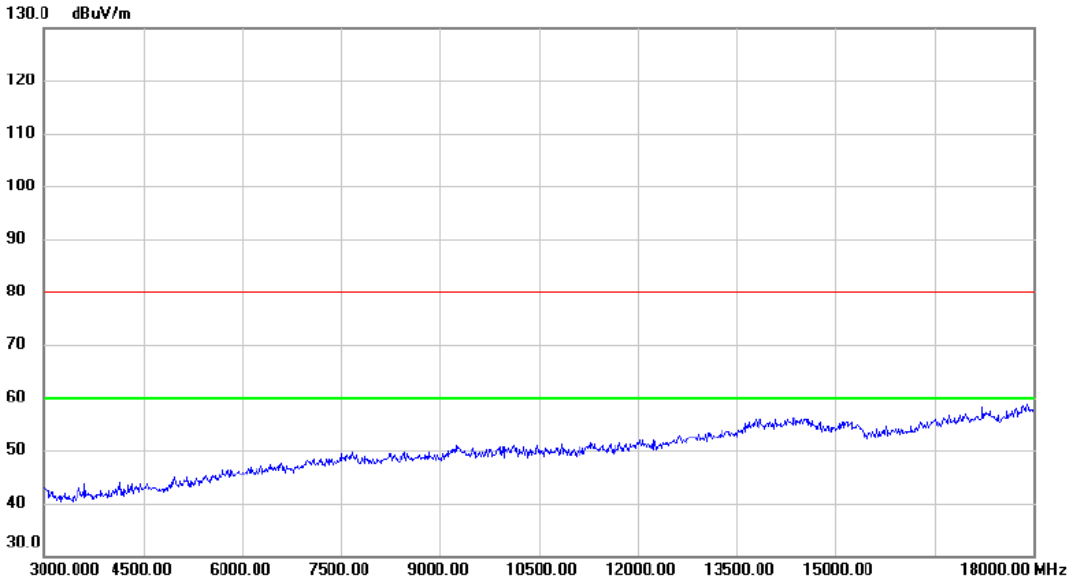

No.	Mk.	Freq.	Reading Level	Correct Factor	Measure-ment	Limit	Margin		
		MHz	dBuV	dB	dBuV/m	dBuV/m	dB	Detector	Comment

Orthogonal Axis :	X
Test Mode :	TX N-20M MODE 2432MHz

Horizontal

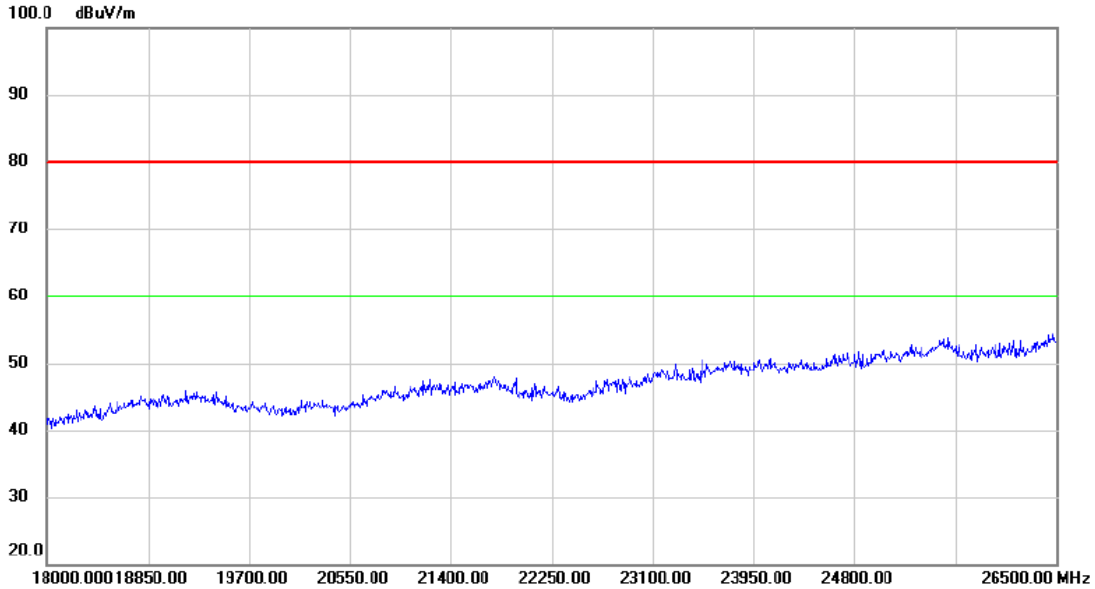

No.	Mk.	Freq.	Reading Level	Correct Factor	Measure-ment	Limit	Margin		
		MHz	dBuV	dB	dBuV/m	dBuV/m	dB	Detector	Comment

Orthogonal Axis :	X
Test Mode :	TX N-20M MODE 2447MHz

Vertical

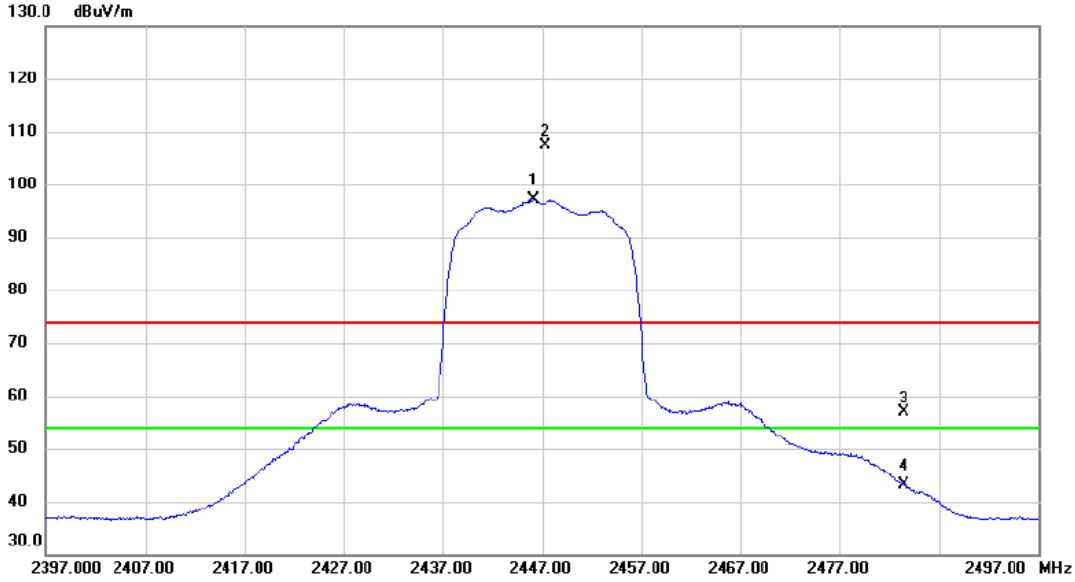

No.	Mk.	Freq.	Reading Level	Correct Factor	Measure-ment	Limit	Margin		
		MHz	dBuV	dB	dBuV/m	dBuV/m	dB	Detector	Comment
1	*	2446.100	88.13	8.99	97.12	54.00	43.12	AVG	No Limit
2	X	2447.300	98.31	8.98	107.29	74.00	33.29	peak	No Limit
3		2483.500	47.98	8.96	56.94	74.00	-17.06	peak	
4		2483.500	34.20	8.96	43.16	54.00	-10.84	AVG	

Orthogonal Axis :	X
Test Mode :	TX N-20M MODE 2447MHz

Vertical

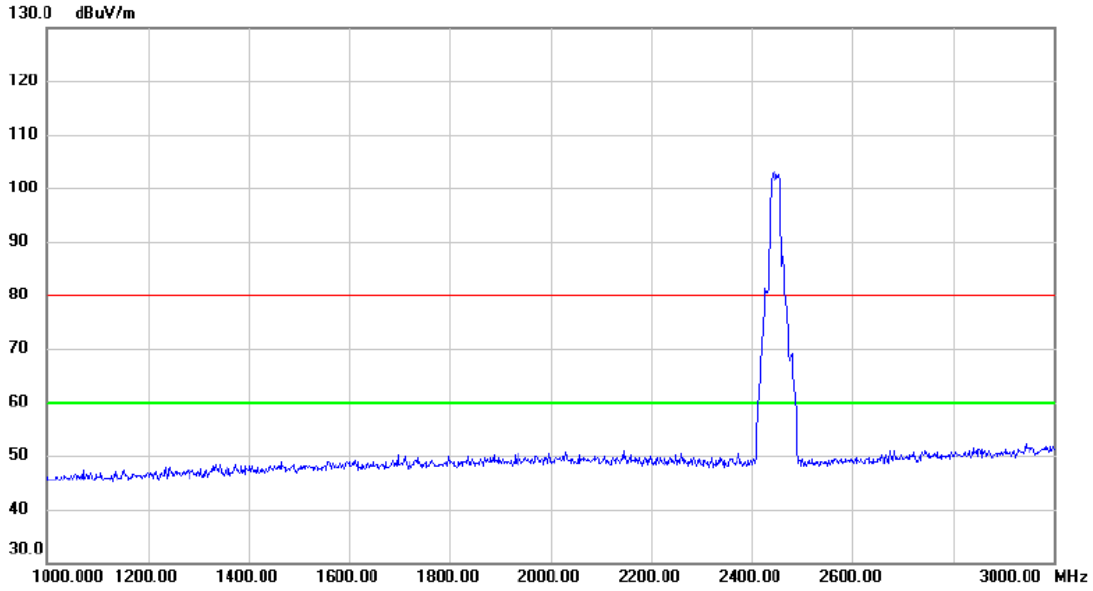

No.	Mk.	Freq.	Reading Level	Correct Factor	Measure-ment	Limit	Margin		
		MHz	dBuV	dB	dBuV/m	dBuV/m	dB	Detector	Comment

Orthogonal Axis :	X
Test Mode :	TX N-20M MODE 2447MHz

Vertical

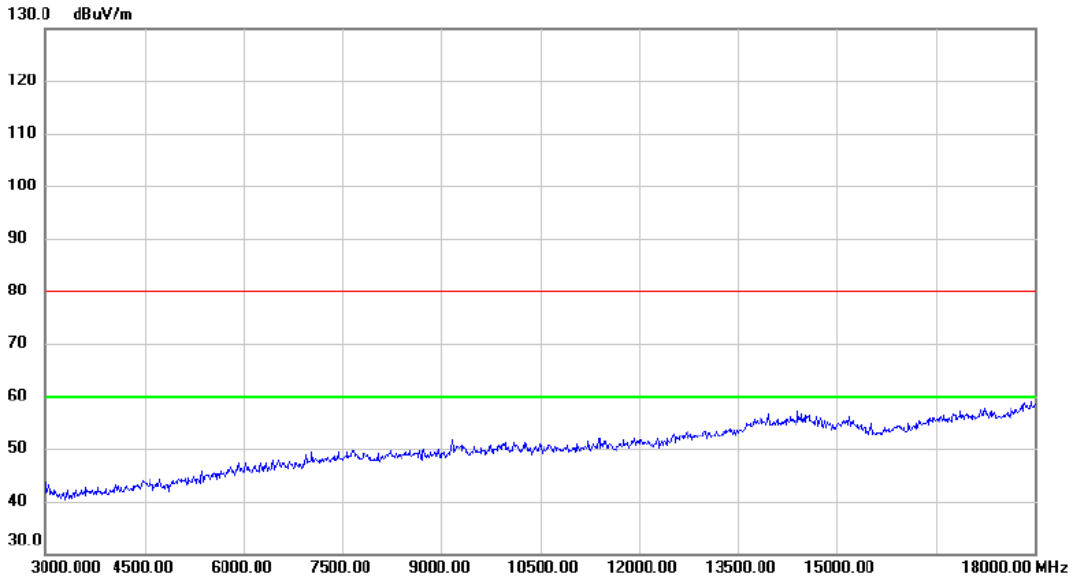

No.	Mk.	Freq.	Reading Level	Correct Factor	Measure-ment	Limit	Margin		
		MHz	dBuV	dB	dBuV/m	dBuV/m	dB	Detector	Comment

Orthogonal Axis :	X
Test Mode :	TX N-20M MODE 2447MHz

Vertical

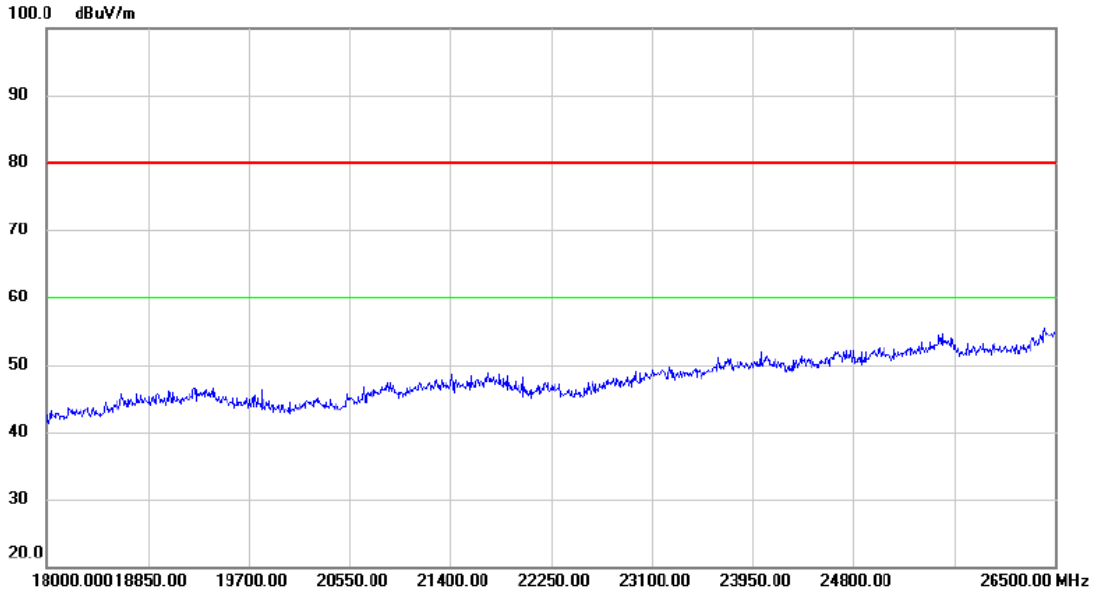

No.	Mk.	Freq.	Reading Level	Correct Factor	Measure-ment	Limit	Margin		
		MHz	dBuV	dB	dBuV/m	dBuV/m	dB	Detector	Comment

Orthogonal Axis :	X
Test Mode :	TX N-20M MODE 2447MHz

Horizontal

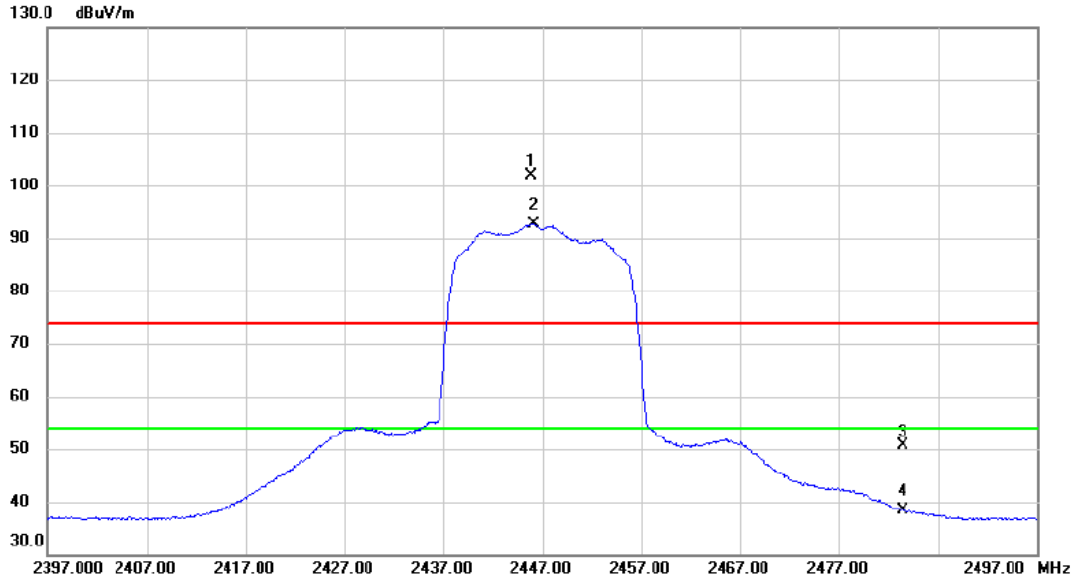

No.	Mk.	Freq.	Reading Level	Correct Factor	Measure-ment	Limit	Margin		
		MHz	dBuV	dB	dBuV/m	dBuV/m	dB	Detector	Comment
1	X	2445.900	92.99	8.99	101.98	74.00	27.98	peak	No Limit
2	*	2446.100	83.74	8.99	92.73	54.00	38.73	AVG	No Limit
3		2483.500	41.66	8.96	50.62	74.00	-23.38	peak	
4		2483.500	29.39	8.96	38.35	54.00	-15.65	AVG	

Orthogonal Axis :	X
Test Mode :	TX N-20M MODE 2447MHz

Horizontal

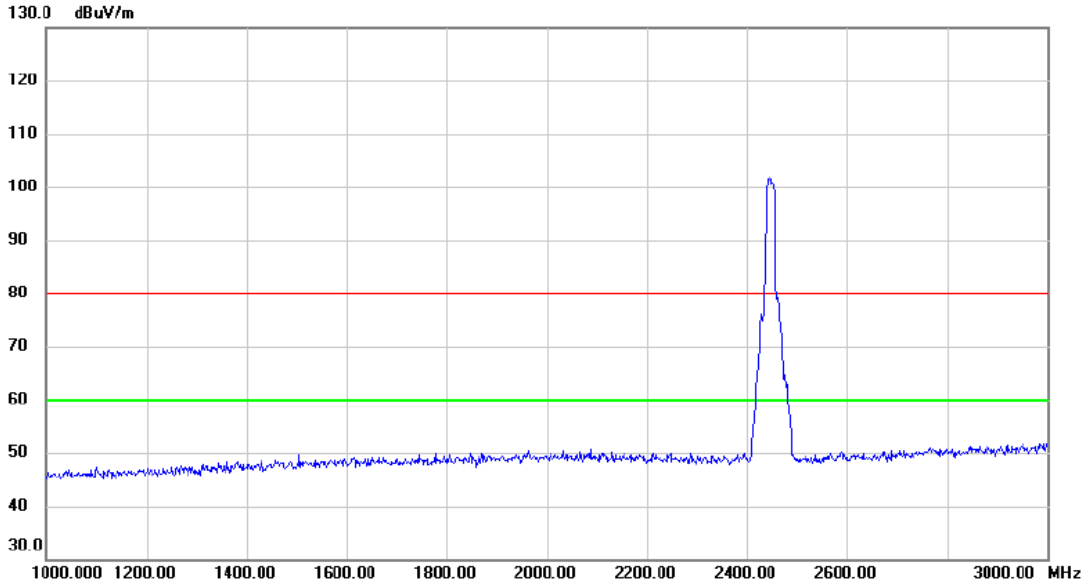

No.	Mk.	Freq.	Reading Level	Correct Factor	Measure-ment	Limit	Margin		
		MHz	dBuV	dB	dBuV/m	dBuV/m	dB	Detector	Comment

Orthogonal Axis :	X
Test Mode :	TX N-20M MODE 2447MHz

Horizontal

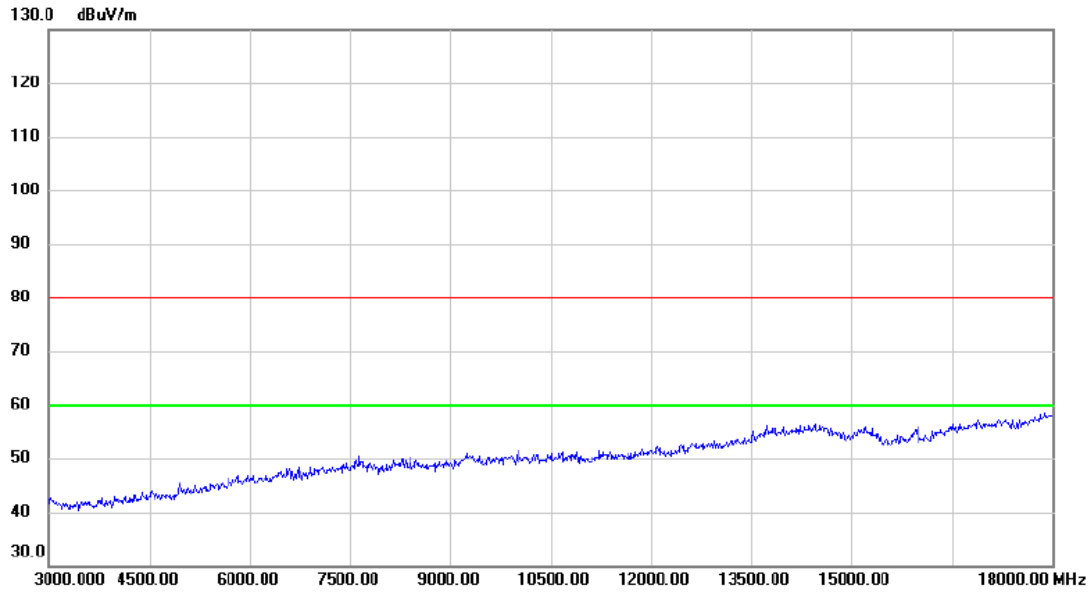

No.	Mk.	Freq.	Reading Level	Correct Factor	Measure-ment	Limit	Margin		
		MHz	dBuV	dB	dBuV/m	dBuV/m	dB	Detector	Comment

Orthogonal Axis :	X
Test Mode :	TX N-20M MODE 2447MHz

Horizontal

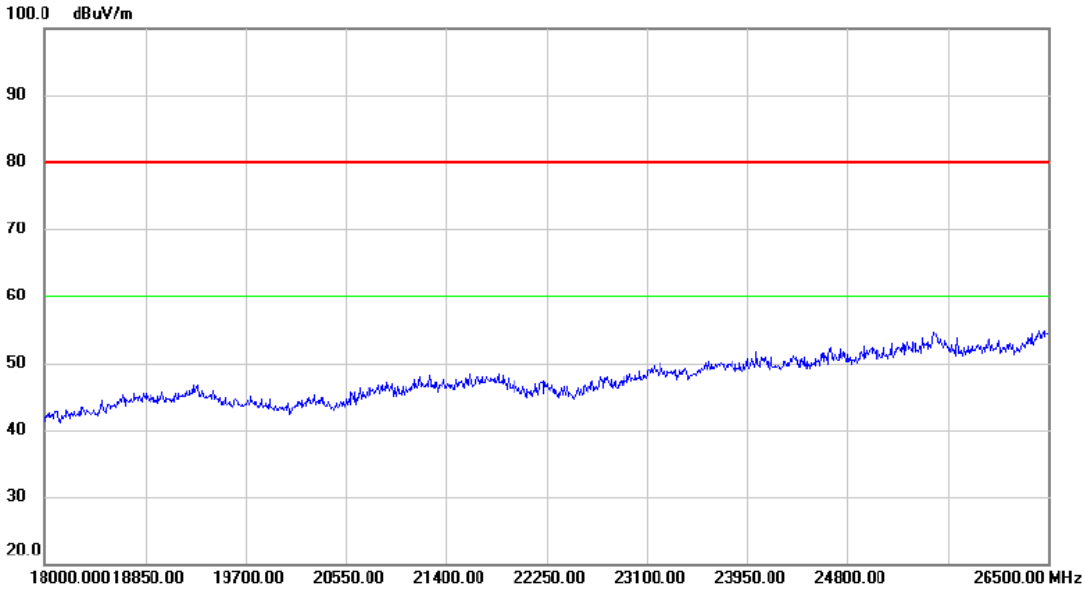

No.	Mk.	Freq.	Reading Level	Correct Factor	Measure-ment	Limit	Margin		
		MHz	dBuV	dB	dBuV/m	dBuV/m	dB	Detector	Comment

Orthogonal Axis :	X
Test Mode :	TX N-20M MODE 2452MHz

Vertical

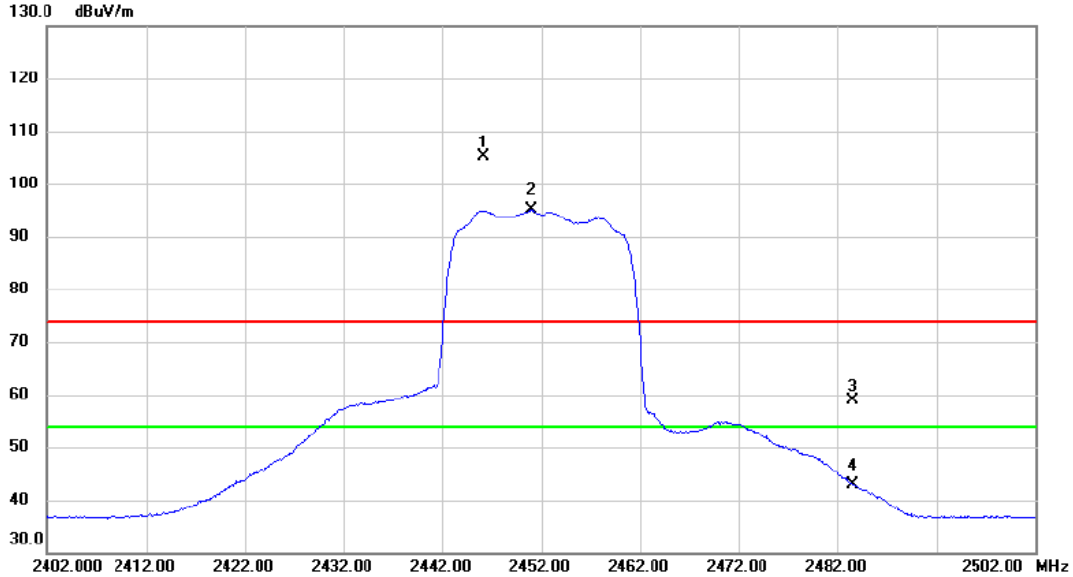

No.	Mk.	Freq.	Reading Level	Correct Factor	Measure-ment	Limit	Margin		
		MHz	dBuV	dB	dBuV/m	dBuV/m	dB	Detector	Comment
1	X	2446.200	96.15	8.99	105.14	74.00	31.14	peak	No Limit
2	*	2451.000	86.15	8.98	95.13	54.00	41.13	AVG	No Limit
3		2483.500	50.00	8.96	58.96	74.00	-15.04	peak	
4		2483.500	33.97	8.96	42.93	54.00	-11.07	AVG	

Orthogonal Axis :	X
Test Mode :	TX N-20M MODE 2452MHz

Vertical

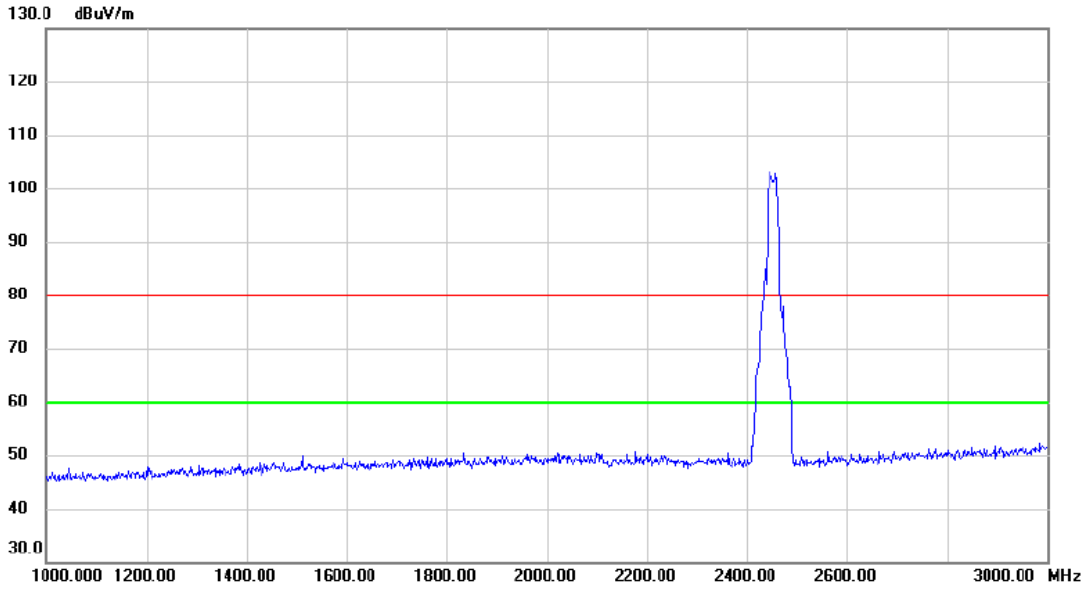

No.	Mk.	Freq.	Reading Level	Correct Factor	Measure-ment	Limit	Margin		
		MHz	dBuV	dB	dBuV/m	dBuV/m	dB	Detector	Comment

Orthogonal Axis :	X
Test Mode :	TX N-20M MODE 2452MHz

Vertical

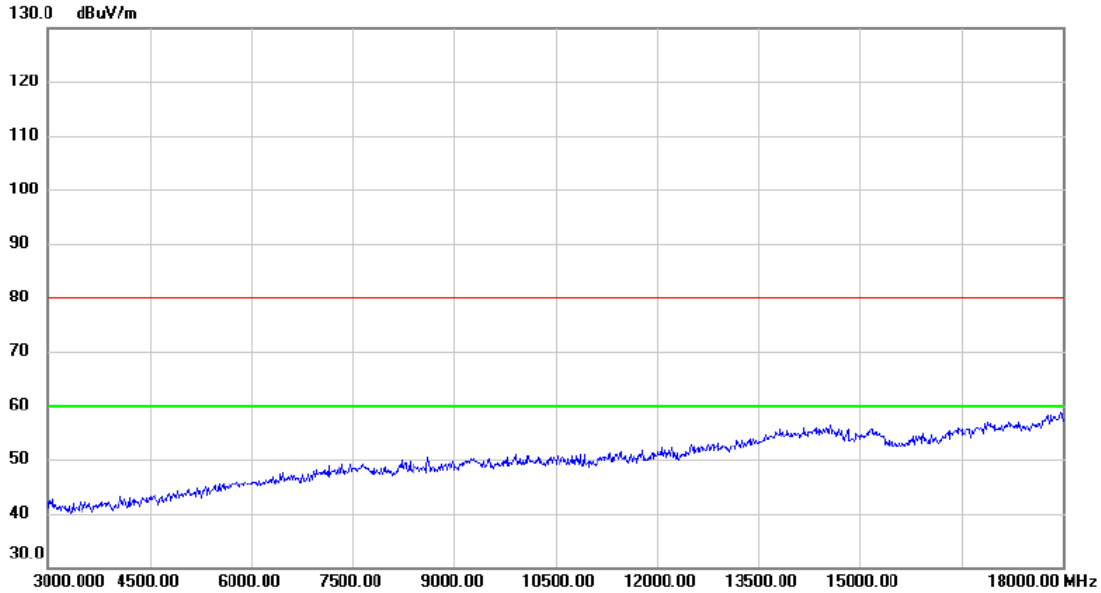

No.	Mk.	Freq.	Reading Level	Correct Factor	Measure-ment	Limit	Margin		
		MHz	dBuV	dB	dBuV/m	dBuV/m	dB	Detector	Comment

Orthogonal Axis :	X
Test Mode :	TX N-20M MODE 2452MHz

Vertical

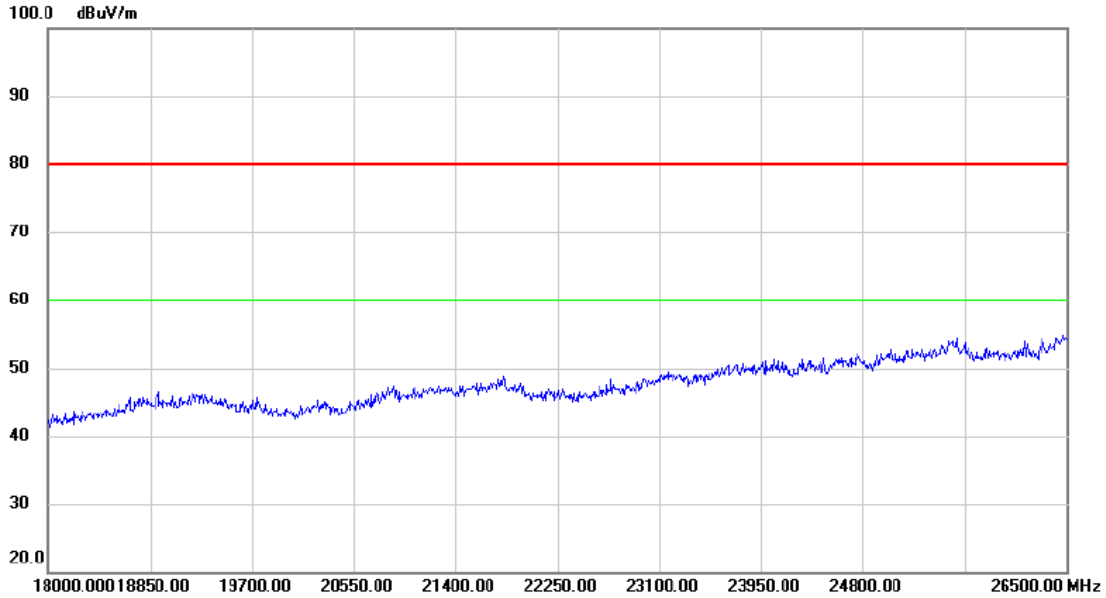

No.	Mk.	Freq.	Reading Level	Correct Factor	Measure-ment	Limit	Margin		
		MHz	dBuV	dB	dBuV/m	dBuV/m	dB	Detector	Comment

Orthogonal Axis :	X
Test Mode :	TX N-20M MODE 2452MHz

Horizontal

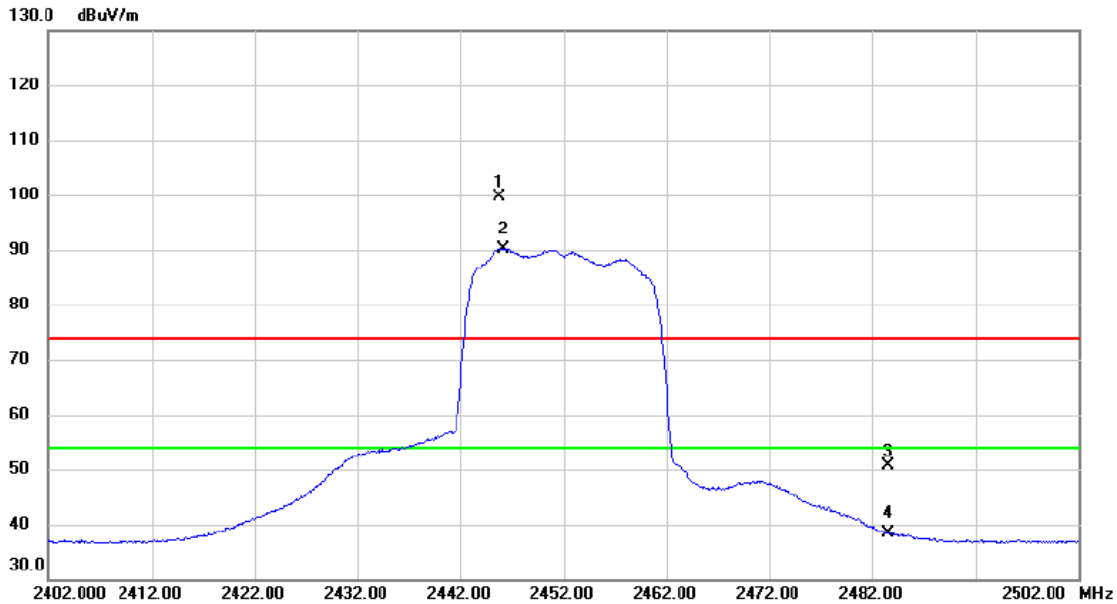

No.	Mk.	Freq.	Reading Level	Correct Factor	Measure-ment	Limit	Margin		
		MHz	dBuV	dB	dBuV/m	dBuV/m	dB	Detector	Comment
1	X	2445.800	90.69	8.99	99.68	74.00	25.68	peak	No Limit
2	*	2446.200	81.26	8.99	90.25	54.00	36.25	AVG	No Limit
3		2483.500	41.55	8.96	50.51	74.00	-23.49	peak	
4		2483.500	29.38	8.96	38.34	54.00	-15.66	AVG	

Orthogonal Axis :	X
Test Mode :	TX N-20M MODE 2452MHz

Horizontal

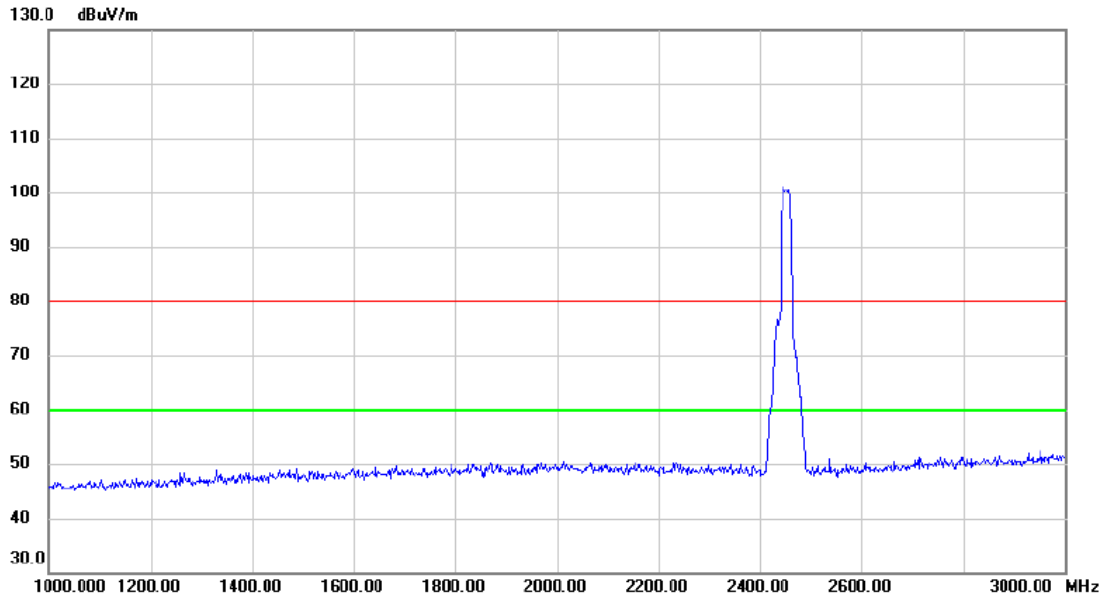

No.	Mk.	Freq.	Reading Level	Correct Factor	Measure-ment	Limit	Margin		
		MHz	dBuV	dB	dBuV/m	dBuV/m	dB	Detector	Comment

Orthogonal Axis :	X
Test Mode :	TX N-20M MODE 2452MHz

Horizontal

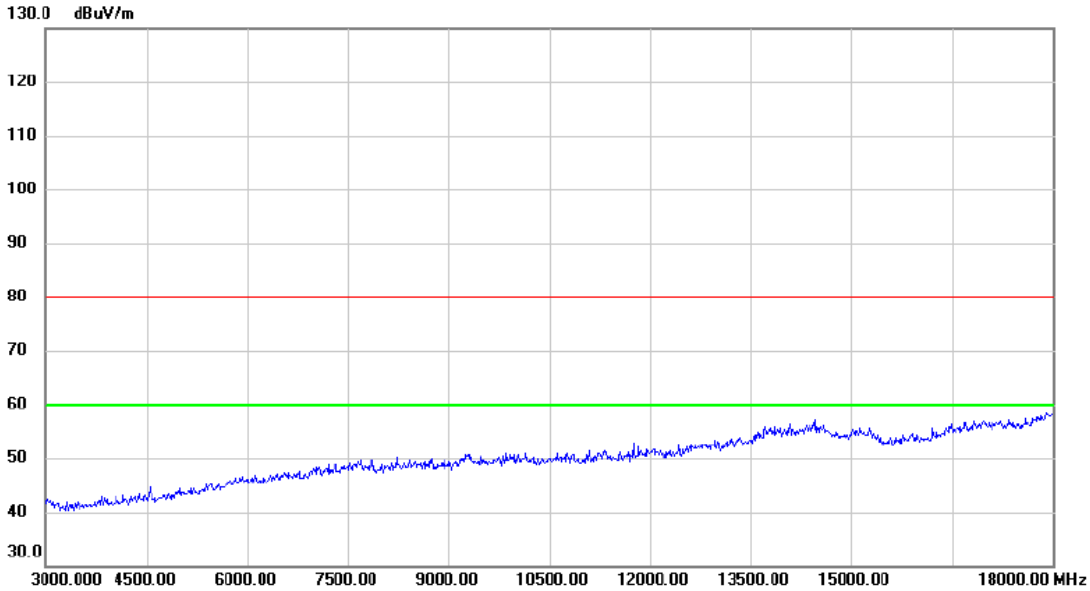

No.	Mk.	Freq.	Reading Level	Correct Factor	Measure-ment	Limit	Margin		
		MHz	dBuV	dB	dBuV/m	dBuV/m	dB	Detector	Comment

Orthogonal Axis :	X
Test Mode :	TX N-20M MODE 2452MHz

Horizontal

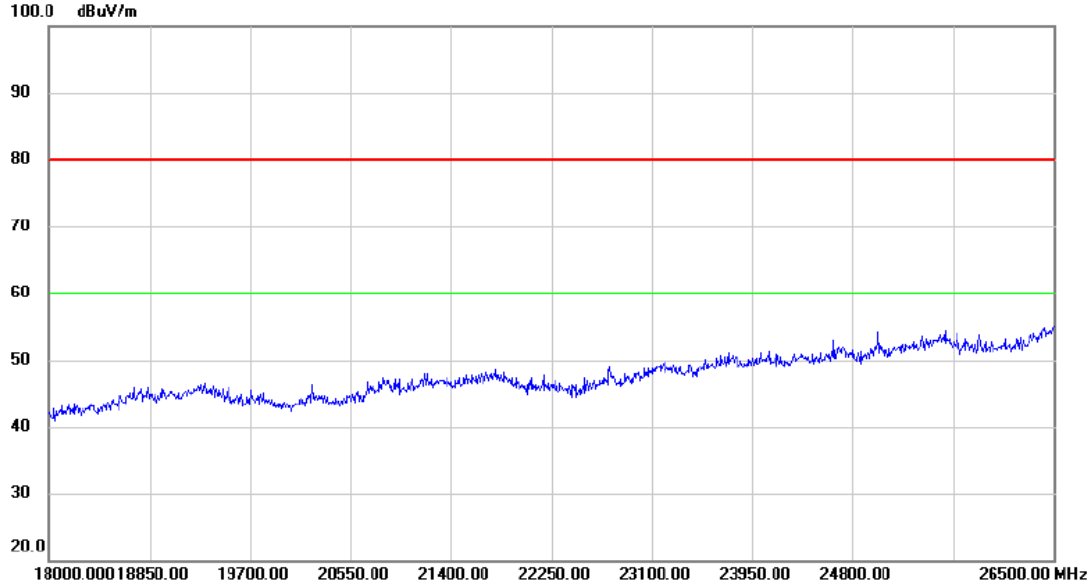

No.	Mk.	Freq.	Reading Level	Correct Factor	Measure-ment	Limit	Margin		
		MHz	dBuV	dB	dBuV/m	dBuV/m	dB	Detector	Comment

Orthogonal Axis :	X
Test Mode :	TX N-20M MODE 2457MHz

Vertical

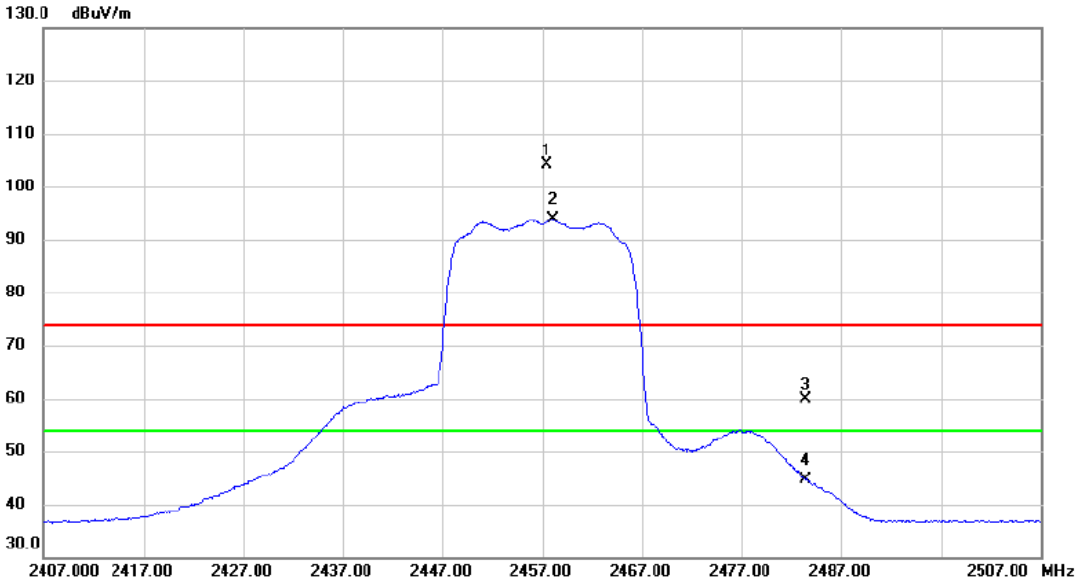

No.	Mk.	Freq.	Reading Level	Correct Factor	Measure-ment	Limit	Margin		
		MHz	dBuV	dB	dBuV/m	dBuV/m	dB	Detector	Comment
1	X	2457.500	95.08	8.97	104.05	74.00	30.05	peak	No Limit
2	*	2458.100	84.86	8.97	93.83	54.00	39.83	AVG	No Limit
3		2483.500	50.87	8.96	59.83	74.00	-14.17	peak	
4		2483.500	35.77	8.96	44.73	54.00	-9.27	AVG	

Orthogonal Axis :	X
Test Mode :	TX N-20M MODE 2457MHz

Vertical

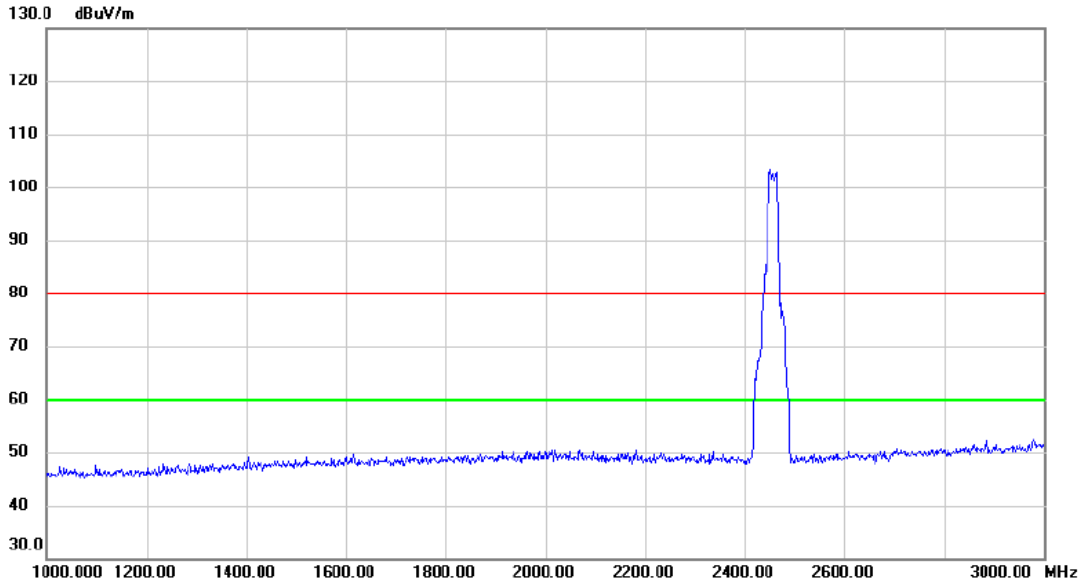

No.	Mk.	Freq.	Reading Level	Correct Factor	Measure-ment	Limit	Margin		
		MHz	dBuV	dB	dBuV/m	dBuV/m	dB	Detector	Comment

Orthogonal Axis :	X
Test Mode :	TX N-20M MODE 2457MHz

Vertical

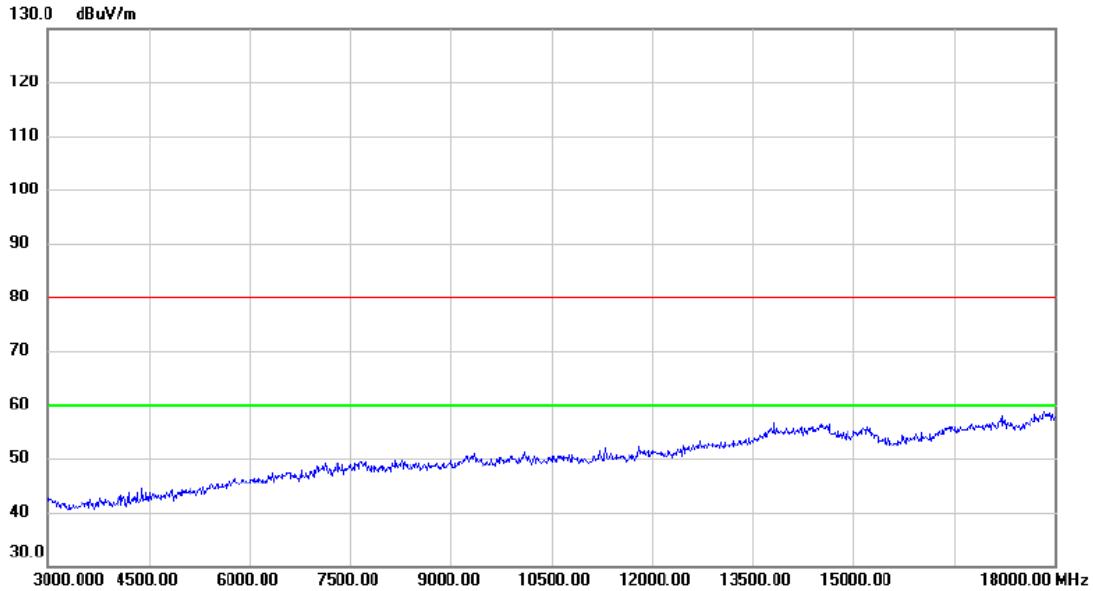

No.	Mk.	Freq.	Reading Level	Correct Factor	Measure-ment	Limit	Margin		
		MHz	dBuV	dB	dBuV/m	dBuV/m	dB	Detector	Comment

Orthogonal Axis :	X
Test Mode :	TX N-20M MODE 2457MHz

Vertical

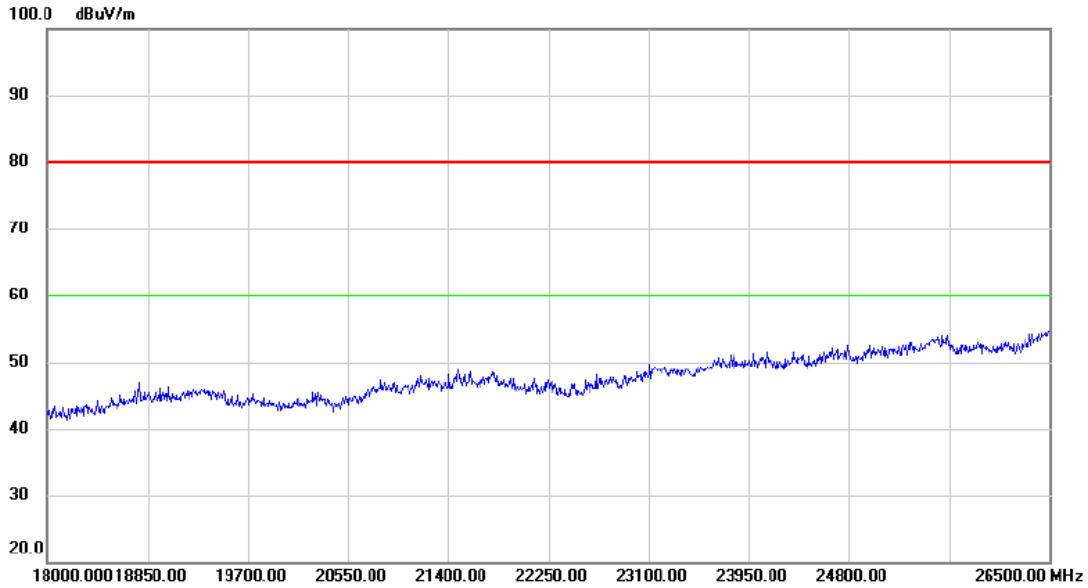

No.	Mk.	Freq.	Reading Level	Correct Factor	Measure-ment	Limit	Margin		
		MHz	dBuV	dB	dBuV/m	dBuV/m	dB	Detector	Comment

Orthogonal Axis :	X
Test Mode :	TX N-20M MODE 2457MHz

Horizontal

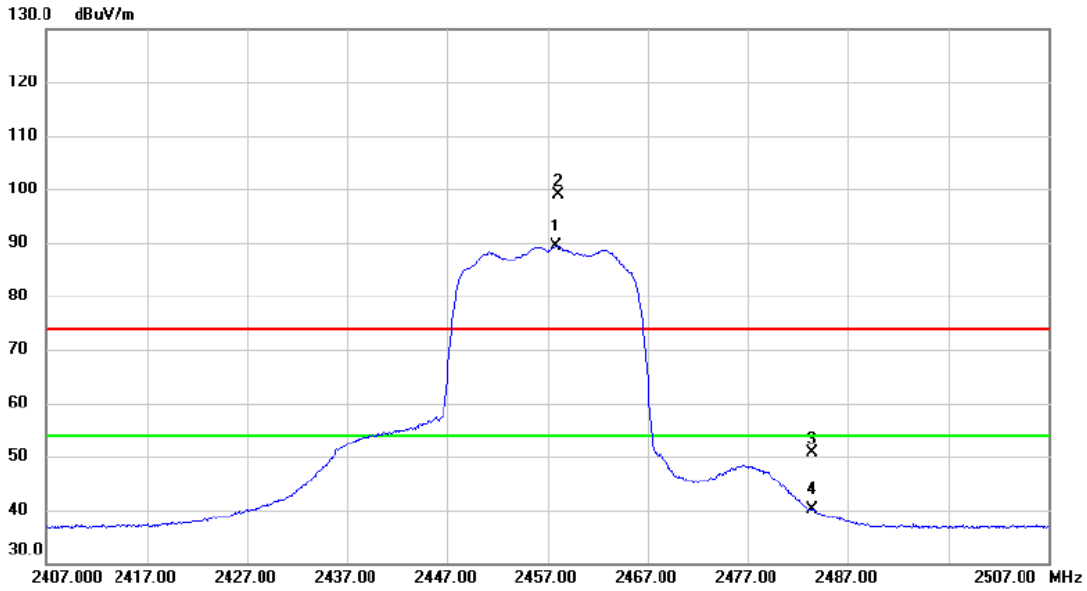

No.	Mk.	Freq.	Reading Level	Correct Factor	Measure-ment	Limit	Margin		
		MHz	dBuV	dB	dBuV/m	dBuV/m	dB	Detector	Comment
1	*	2457.900	80.51	8.97	89.48	54.00	35.48	AVG	No Limit
2	X	2458.200	89.81	8.97	98.78	74.00	24.78	peak	No Limit
3		2483.500	41.59	8.96	50.55	74.00	-23.45	peak	
4		2483.500	31.26	8.96	40.22	54.00	-13.78	AVG	

Orthogonal Axis :	X
Test Mode :	TX N-20M MODE 2457MHz

Horizontal

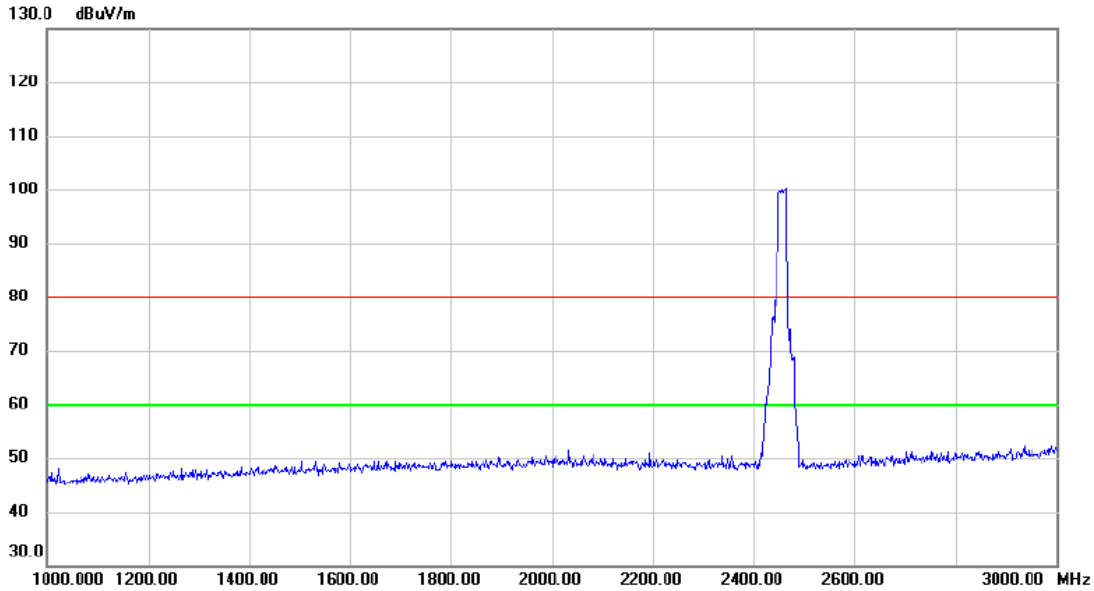

No.	Mk.	Freq.	Reading Level	Correct Factor	Measure-ment	Limit	Margin		
		MHz	dBuV	dB	dBuV/m	dBuV/m	dB	Detector	Comment

Orthogonal Axis :	X
Test Mode :	TX N-20M MODE 2457MHz

Horizontal

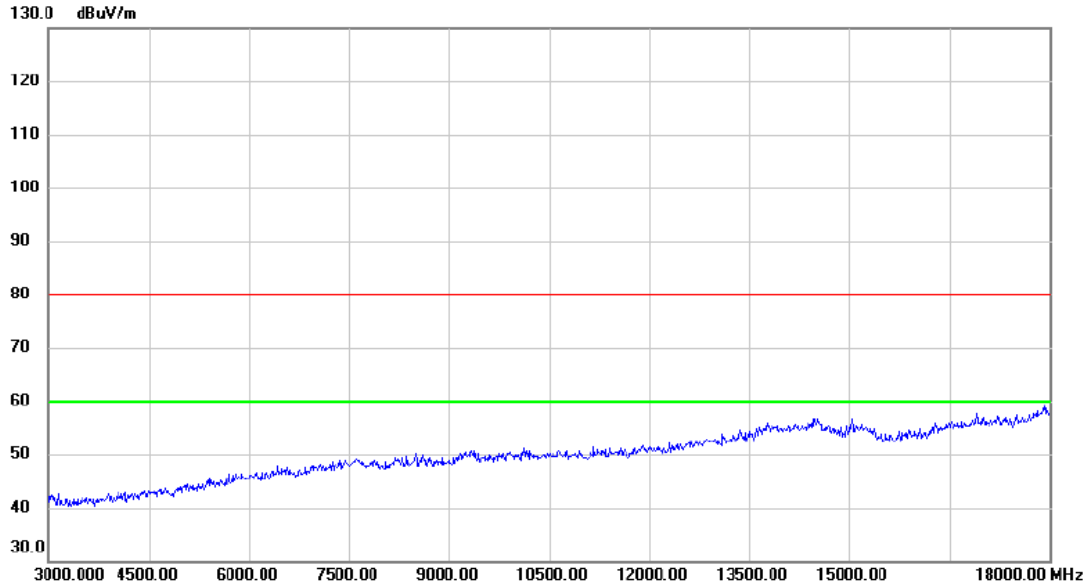

No.	Mk.	Freq.	Reading Level	Correct Factor	Measure-ment	Limit	Margin		
		MHz	dBuV	dB	dBuV/m	dBuV/m	dB	Detector	Comment

Orthogonal Axis :	X
Test Mode :	TX N-20M MODE 2457MHz

Horizontal

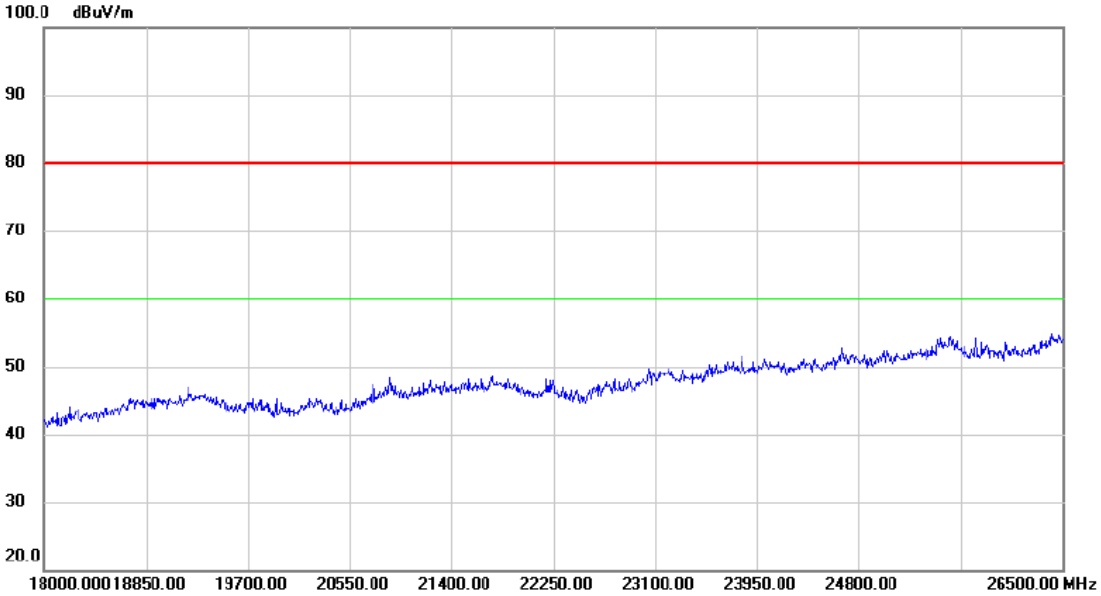

No.	Mk.	Freq.	Reading Level	Correct Factor	Measure-ment	Limit	Margin		
		MHz	dBuV	dB	dBuV/m	dBuV/m	dB	Detector	Comment

Orthogonal Axis :	X
Test Mode :	TX N-20M MODE 2462MHz

Vertical

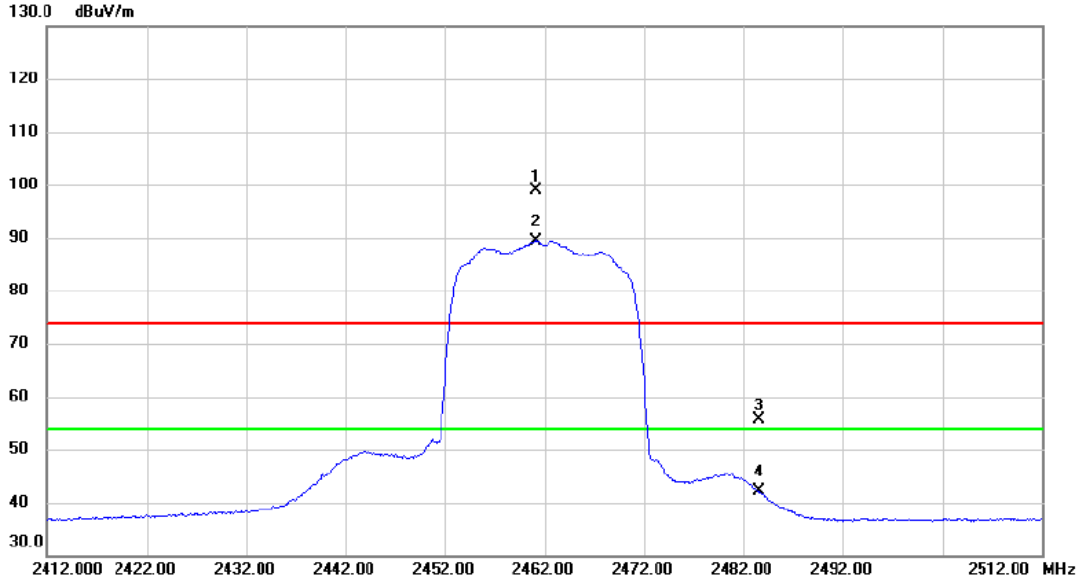

No.	Mk.	Freq.	Reading Level	Correct Factor	Measure-ment	Limit	Margin		
		MHz	dBuV	dB	dBuV/m	dBuV/m	dB	Detector	Comment
1	X	2461.100	89.84	8.97	98.81	74.00	24.81	peak	No Limit
2	*	2461.100	80.53	8.97	89.50	54.00	35.50	AVG	No Limit
3		2483.500	46.74	8.96	55.70	74.00	-18.30	peak	
4		2483.500	33.19	8.96	42.15	54.00	-11.85	AVG	

Orthogonal Axis :	X
Test Mode :	TX N-20M MODE 2462MHz

Vertical

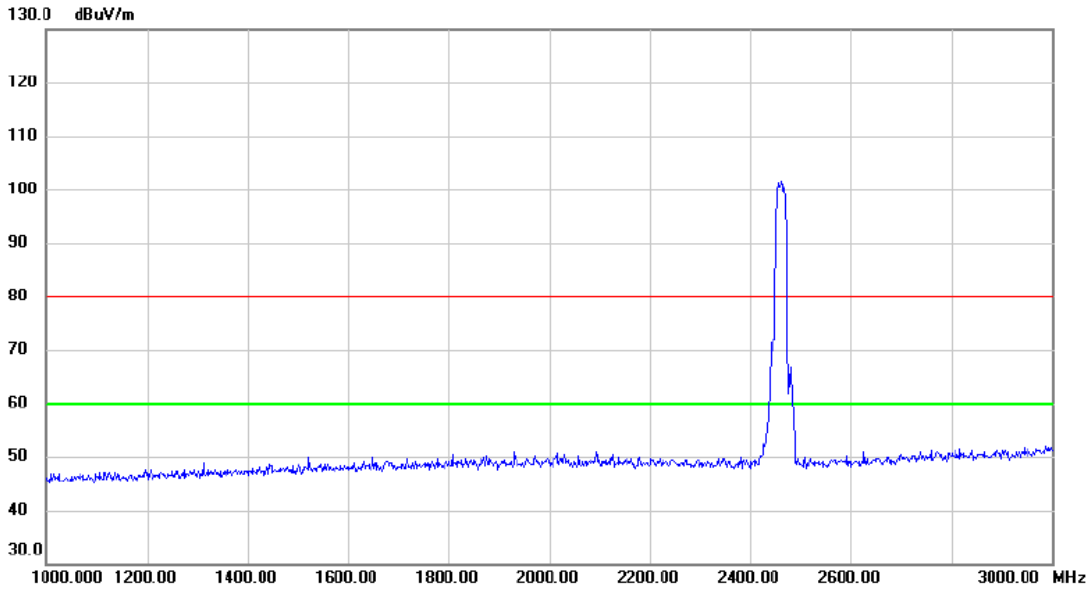

No.	Mk.	Freq.	Reading Level	Correct Factor	Measure-ment	Limit	Margin		
		MHz	dBuV	dB	dBuV/m	dBuV/m	dB	Detector	Comment

Orthogonal Axis :	X
Test Mode :	TX N-20M MODE 2462MHz

Vertical

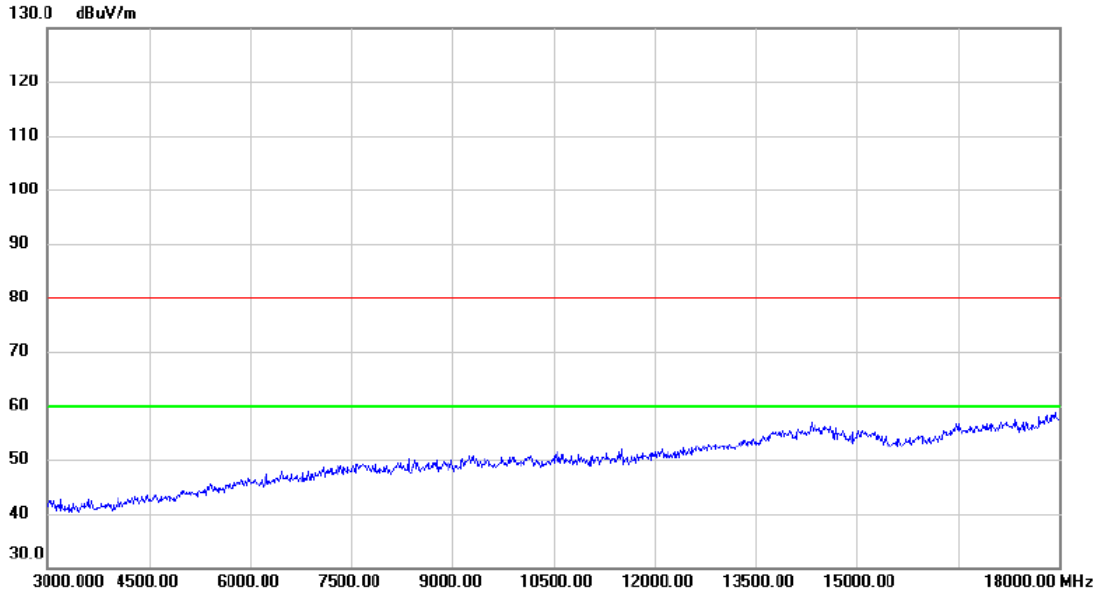

No.	Mk.	Freq.	Reading Level	Correct Factor	Measure-ment	Limit	Margin		
		MHz	dBuV	dB	dBuV/m	dBuV/m	dB	Detector	Comment

Orthogonal Axis :	X
Test Mode :	TX N-20M MODE 2462MHz

Vertical

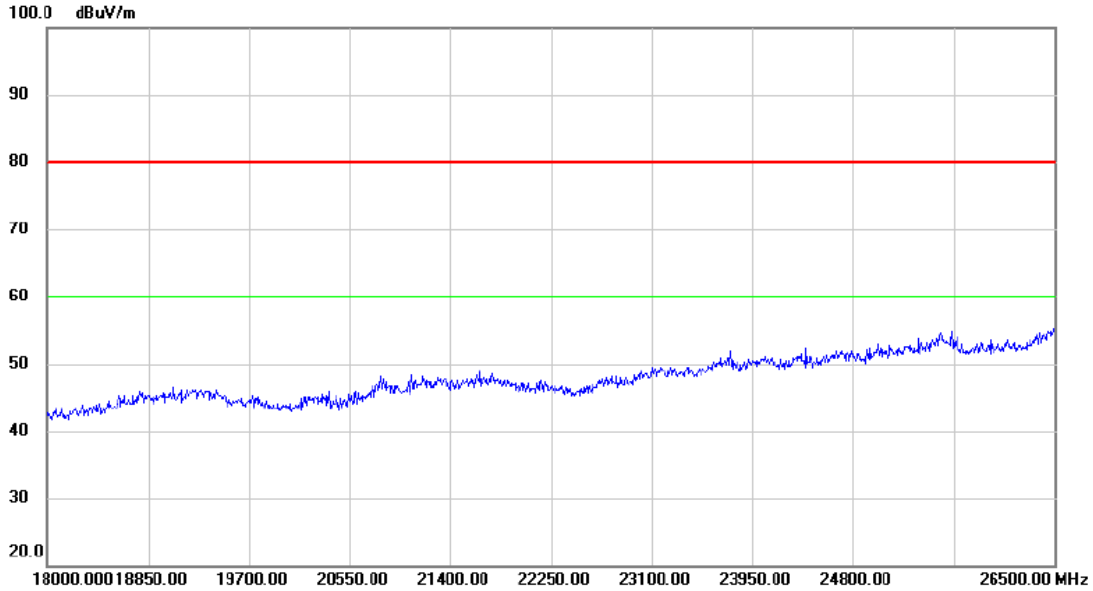

No.	Mk.	Freq.	Reading Level	Correct Factor	Measure-ment	Limit	Margin		
		MHz	dBuV	dB	dBuV/m	dBuV/m	dB	Detector	Comment

Orthogonal Axis :	X
Test Mode :	TX N-20M MODE 2462MHz

Horizontal

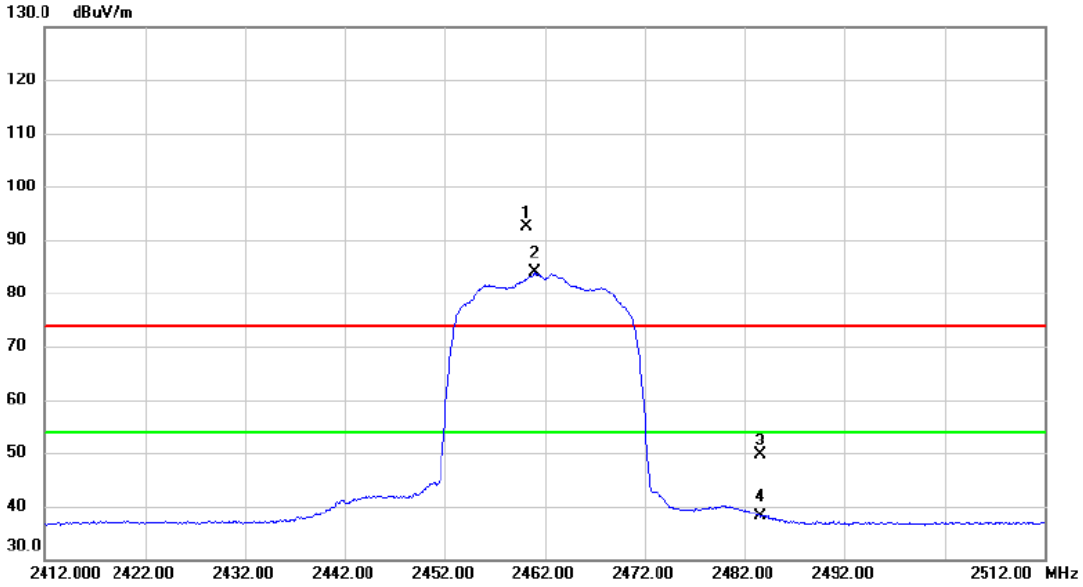

No.	Mk.	Freq.	Reading Level	Correct Factor	Measure-ment	Limit	Margin		
		MHz	dBuV	dB	dBuV/m	dBuV/m	dB	Detector	Comment
1	X	2460.200	83.51	8.98	92.49	74.00	18.49	peak	No Limit
2	*	2461.000	74.80	8.97	83.77	54.00	29.77	AVG	No Limit
3		2483.500	40.66	8.96	49.62	74.00	-24.38	peak	
4		2483.500	29.17	8.96	38.13	54.00	-15.87	AVG	

Orthogonal Axis :	X
Test Mode :	TX N-20M MODE 2462MHz

Horizontal

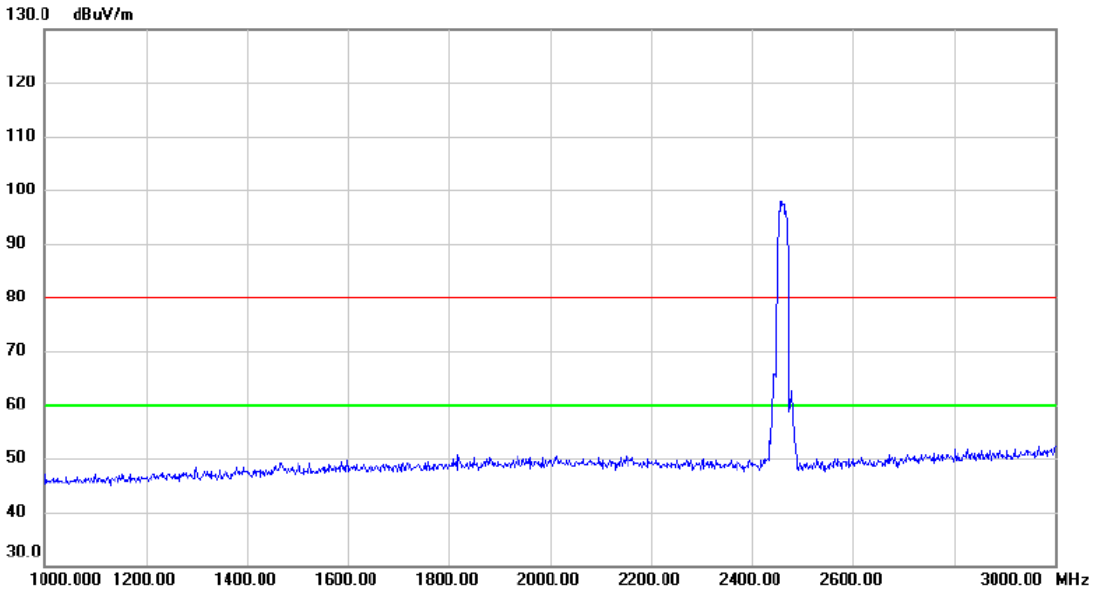

No.	Mk.	Freq.	Reading Level	Correct Factor	Measure-ment	Limit	Margin		
		MHz	dBuV	dB	dBuV/m	dBuV/m	dB	Detector	Comment

Orthogonal Axis :	X
Test Mode :	TX N-20M MODE 2462MHz

Horizontal

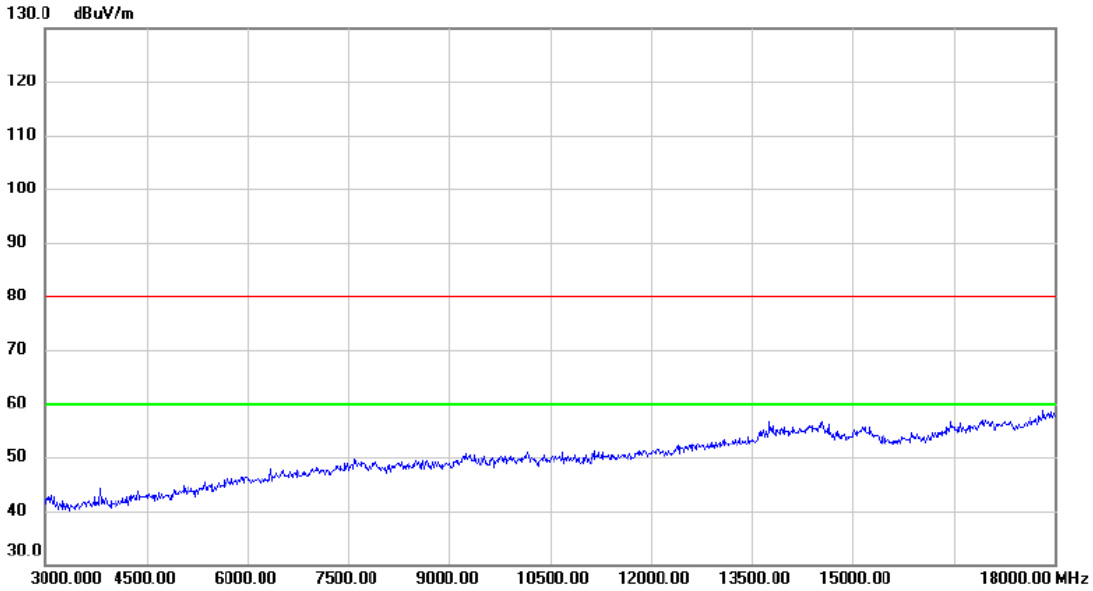

No.	Mk.	Freq.	Reading Level	Correct Factor	Measure-ment	Limit	Margin		
		MHz	dBuV	dB	dBuV/m	dBuV/m	dB	Detector	Comment

Orthogonal Axis :	X
Test Mode :	TX N-20M MODE 2462MHz

Horizontal

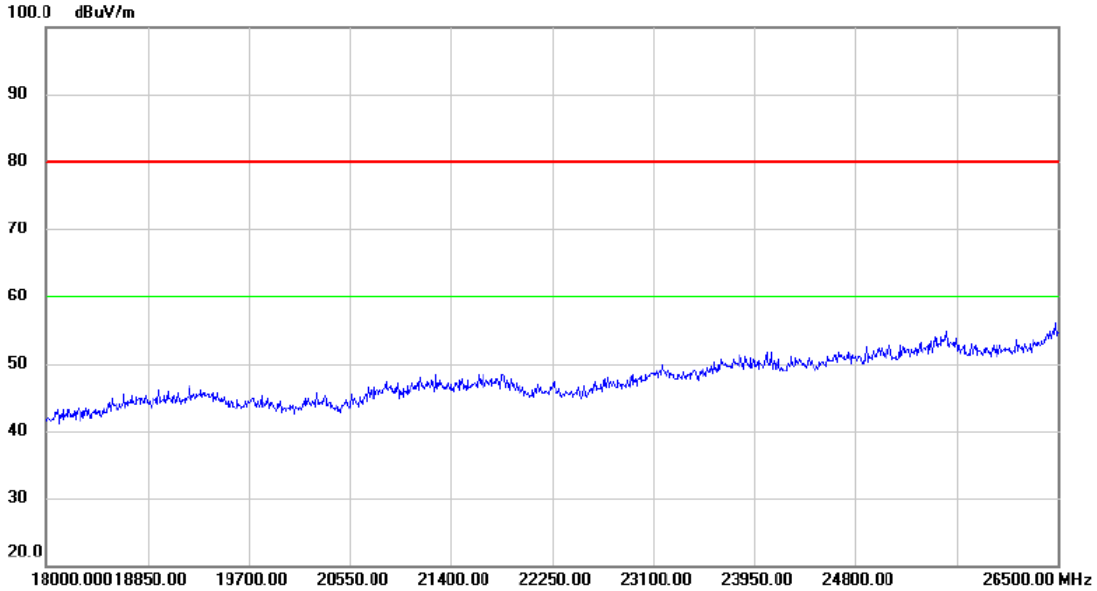

No.	Mk.	Freq.	Reading Level	Correct Factor	Measure-ment	Limit	Margin		
		MHz	dBuV	dB	dBuV/m	dBuV/m	dB	Detector	Comment

Orthogonal Axis :	X
Test Mode :	TX N-40M MODE 2442MHz

Vertical

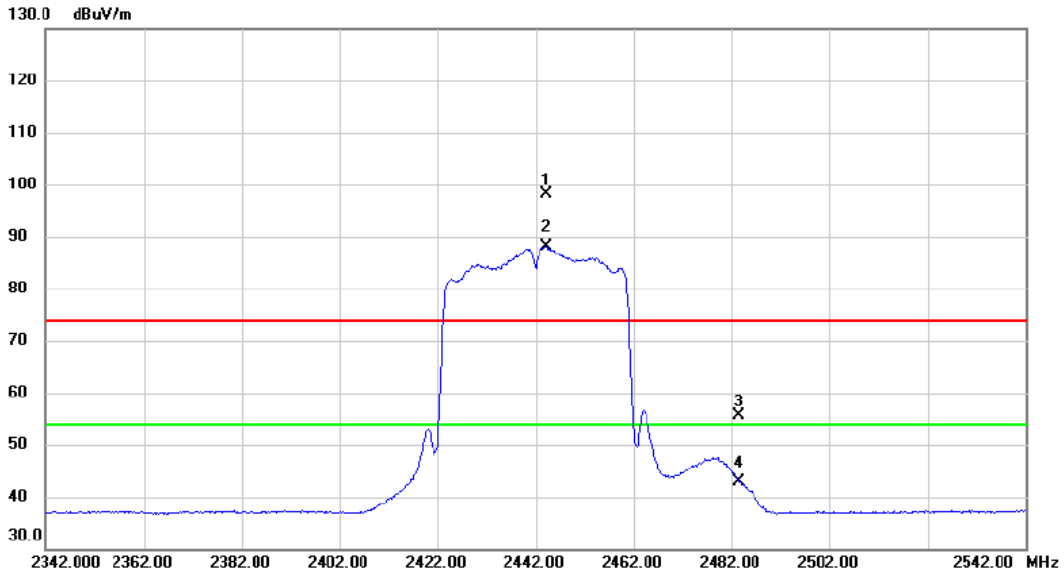

No.	Mk.	Freq.	Reading Level	Correct Factor	Measure-ment	Limit	Margin		
		MHz	dBuV	dB	dBuV/m	dBuV/m	dB	Detector	Comment
1	X	2444.200	89.17	8.99	98.16	74.00	24.16	peak	No Limit
2	*	2444.200	79.07	8.99	88.06	54.00	34.06	AVG	No Limit
3		2483.500	46.70	8.96	55.66	74.00	-18.34	peak	
4		2483.500	33.93	8.96	42.89	54.00	-11.11	AVG	

Orthogonal Axis :	X
Test Mode :	TX N-40M MODE 2442MHz

Vertical

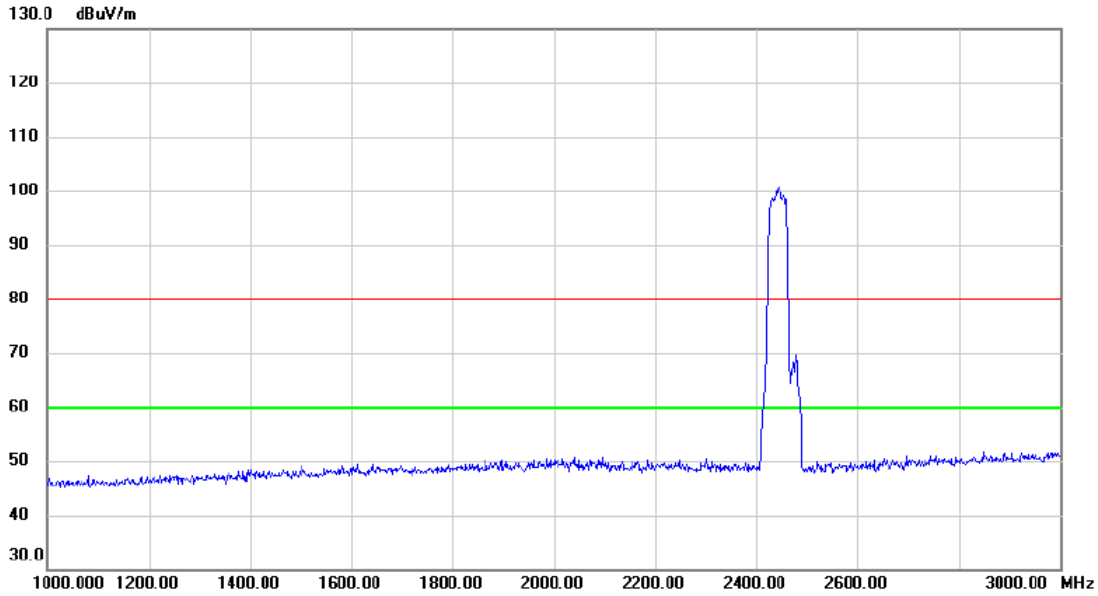

No.	Mk.	Freq.	Reading Level	Correct Factor	Measure-ment	Limit	Margin		
		MHz	dBuV	dB	dBuV/m	dBuV/m	dB	Detector	Comment

Orthogonal Axis :	X
Test Mode :	TX N-40M MODE 2442MHz

Vertical

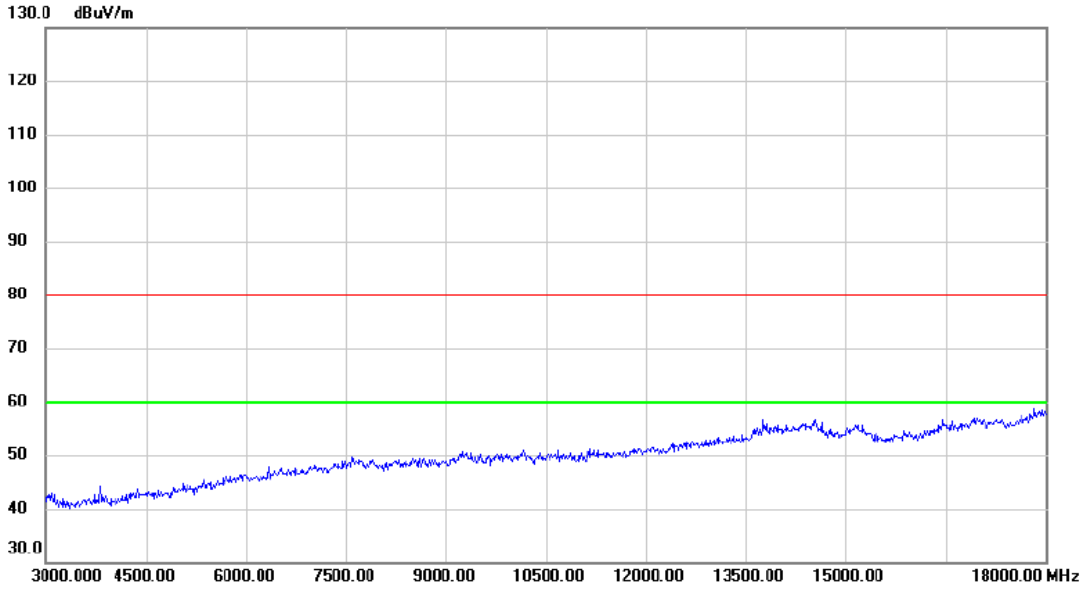

No.	Mk.	Freq.	Reading Level	Correct Factor	Measure-ment	Limit	Margin		
		MHz	dBuV	dB	dBuV/m	dBuV/m	dB	Detector	Comment

Orthogonal Axis :	X
Test Mode :	TX N-40M MODE 2442MHz

Vertical

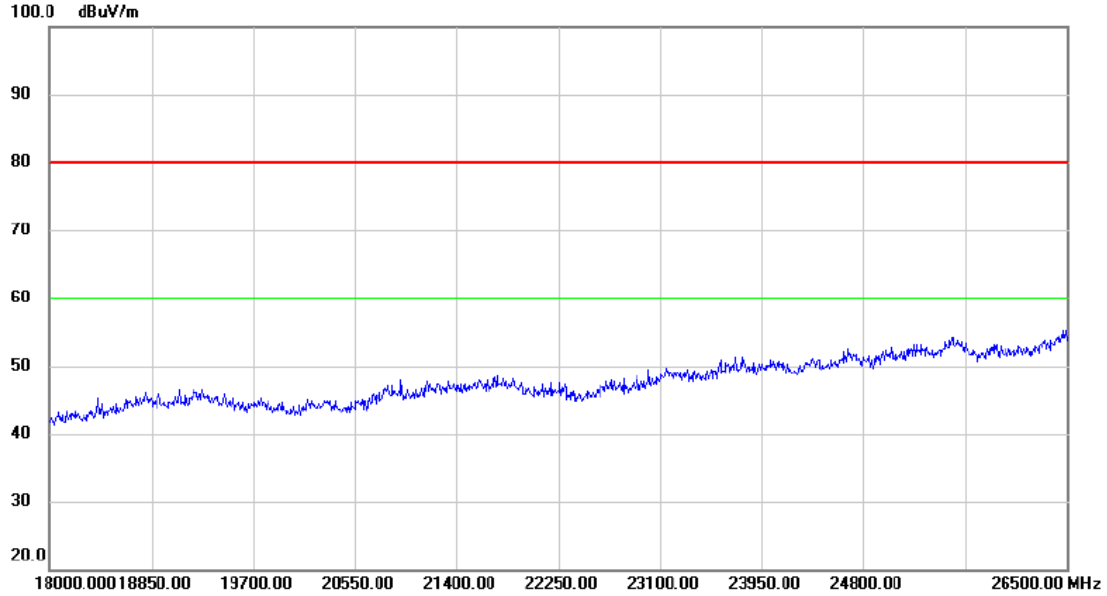

No.	Mk.	Freq.	Reading Level	Correct Factor	Measure-ment	Limit	Margin		
		MHz	dBuV	dB	dBuV/m	dBuV/m	dB	Detector	Comment

Orthogonal Axis :	X
Test Mode :	TX N-40M MODE 2442MHz

Horizontal

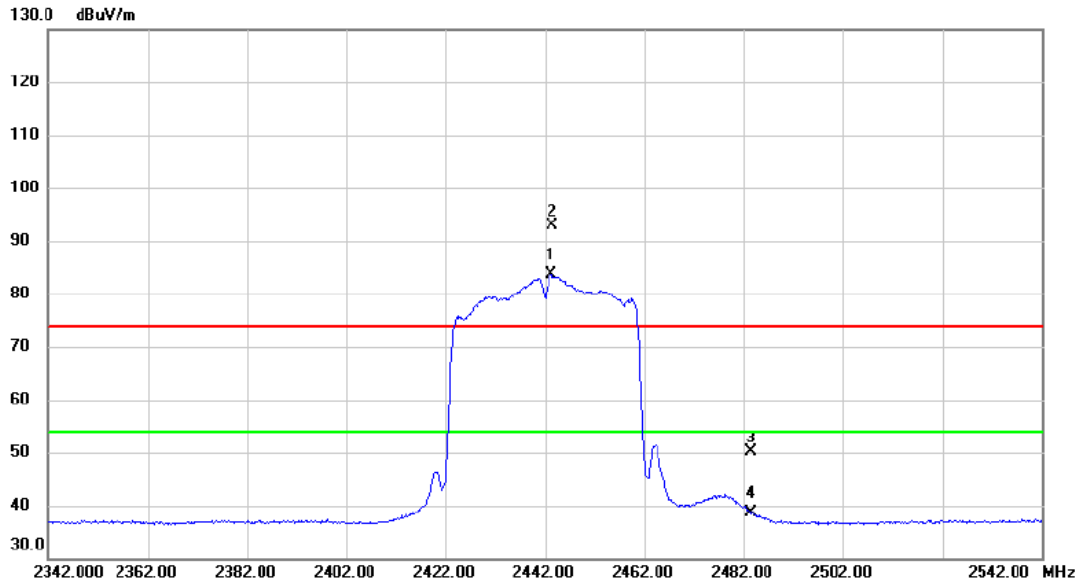

No.	Mk.	Freq.	Reading Level	Correct Factor	Measure-ment	Limit	Margin		
		MHz	dBuV	dB	dBuV/m	dBuV/m	dB	Detector	Comment
1	*	2443.200	74.58	8.99	83.57	54.00	29.57	AVG	No Limit
2	X	2443.600	83.88	8.99	92.87	74.00	18.87	peak	No Limit
3		2483.500	41.09	8.96	50.05	74.00	-23.95	peak	
4		2483.500	29.79	8.96	38.75	54.00	-15.25	AVG	

Orthogonal Axis :	X
Test Mode :	TX N-40M MODE 2442MHz

Horizontal

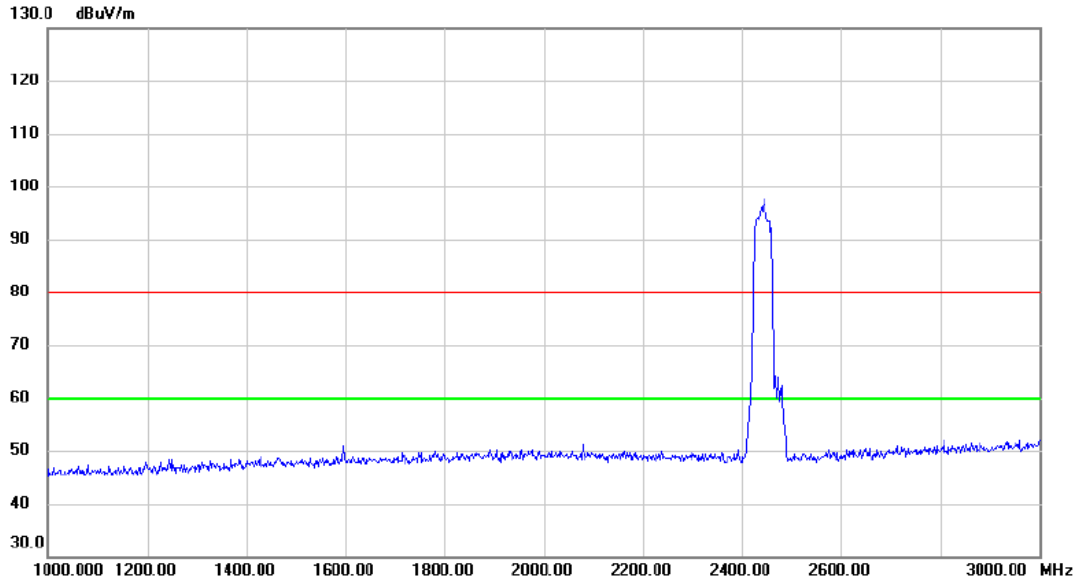

No.	Mk.	Freq.	Reading Level	Correct Factor	Measure-ment	Limit	Margin		
		MHz	dBuV	dB	dBuV/m	dBuV/m	dB	Detector	Comment

Orthogonal Axis :	X
Test Mode :	TX N-40M MODE 2442MHz

Horizontal

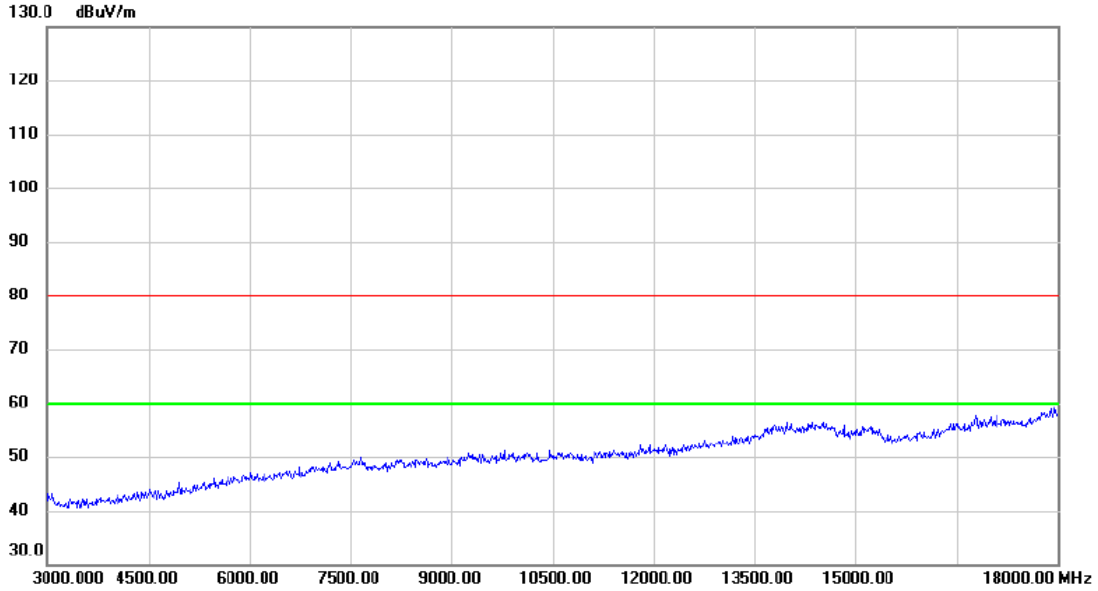

No.	Mk.	Freq.	Reading Level	Correct Factor	Measure-ment	Limit	Margin		
		MHz	dBuV	dB	dBuV/m	dBuV/m	dB	Detector	Comment

Orthogonal Axis :	X
Test Mode :	TX N-40M MODE 2442MHz

Horizontal

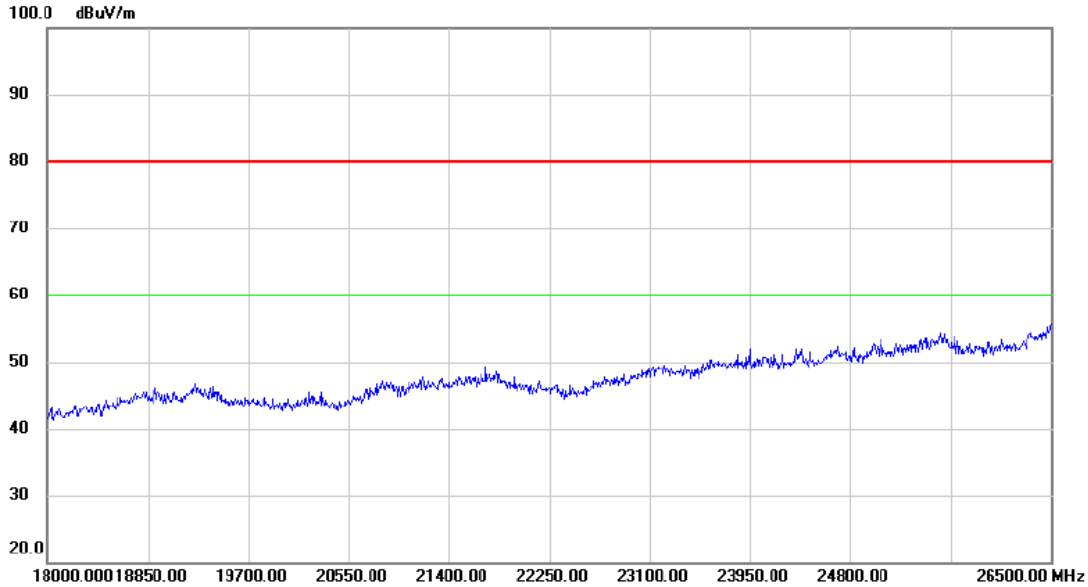

No.	Mk.	Freq.	Reading Level	Correct Factor	Measure-ment	Limit	Margin		
		MHz	dBuV	dB	dBuV/m	dBuV/m	dB	Detector	Comment

Orthogonal Axis :	X
Test Mode :	TX N-40M MODE 2447MHz

Vertical

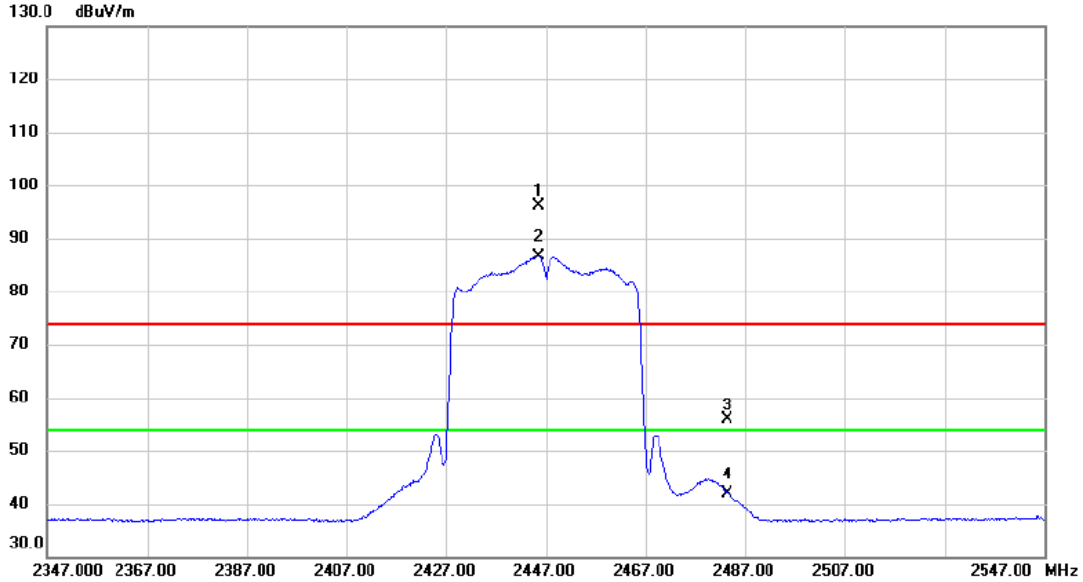

No.	Mk.	Freq.	Reading Level	Correct Factor	Measure-ment	Limit	Margin		
		MHz	dBuV	dB	dBuV/m	dBuV/m	dB	Detector	Comment
1	X	2445.400	87.18	8.99	96.17	74.00	22.17	peak	No Limit
2	*	2445.400	77.70	8.99	86.69	54.00	32.69	AVG	No Limit
3		2483.500	46.92	8.96	55.88	74.00	-18.12	peak	
4		2483.500	32.92	8.96	41.88	54.00	-12.12	AVG	

Orthogonal Axis :	X
Test Mode :	TX N-40M MODE 2447MHz

Vertical

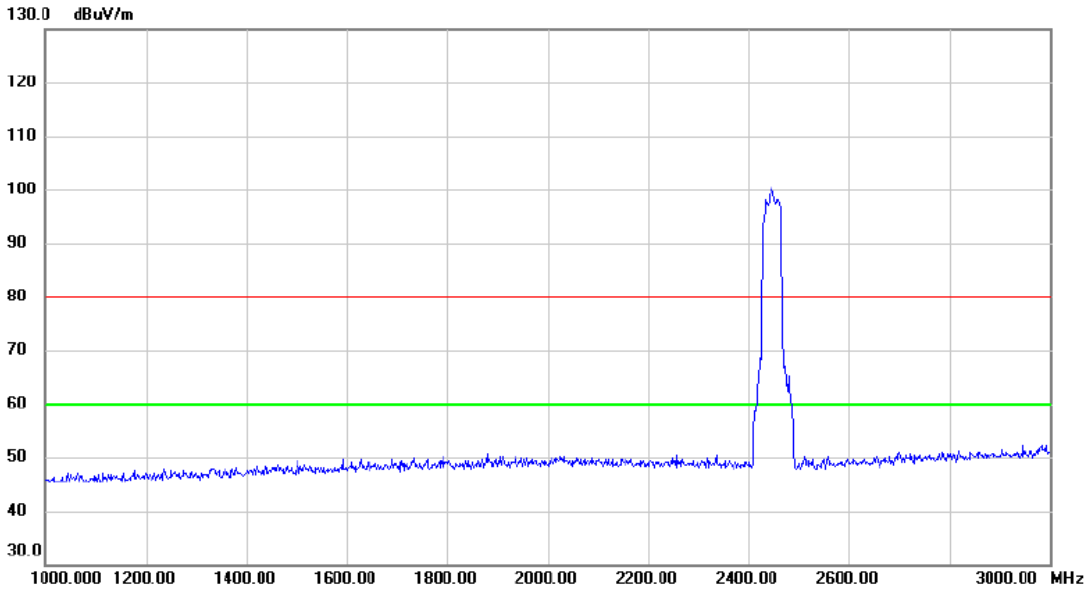

No.	Mk.	Freq.	Reading Level	Correct Factor	Measure-ment	Limit	Margin		
		MHz	dBuV	dB	dBuV/m	dBuV/m	dB	Detector	Comment

Orthogonal Axis :	X
Test Mode :	TX N-40M MODE 2447MHz

Vertical

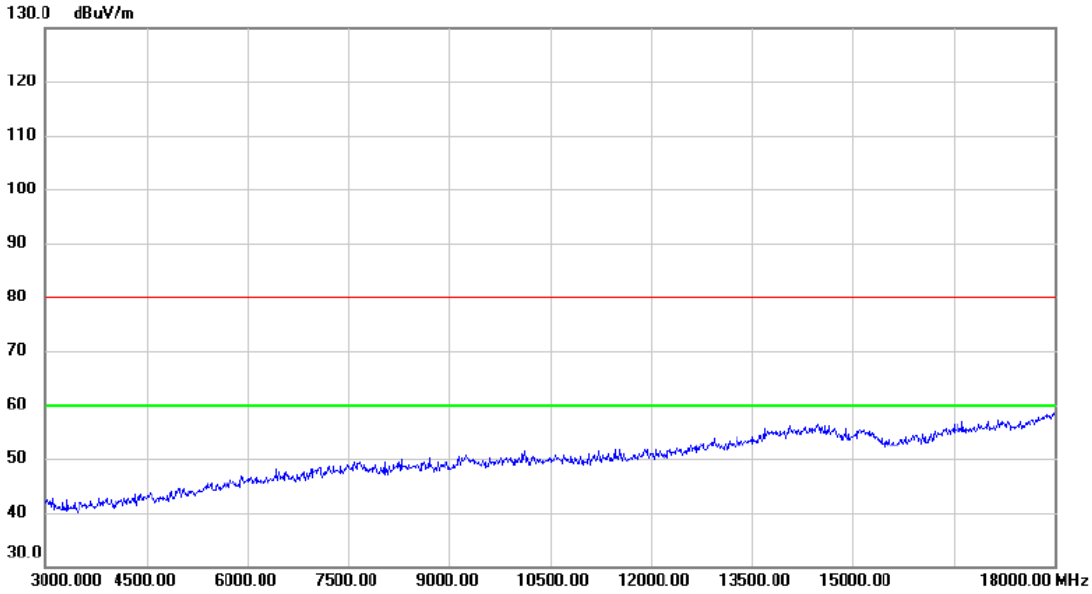

No.	Mk.	Freq.	Reading Level	Correct Factor	Measure-ment	Limit	Margin		
		MHz	dBuV	dB	dBuV/m	dBuV/m	dB	Detector	Comment

Orthogonal Axis :	X
Test Mode :	TX N-40M MODE 2447MHz

Vertical

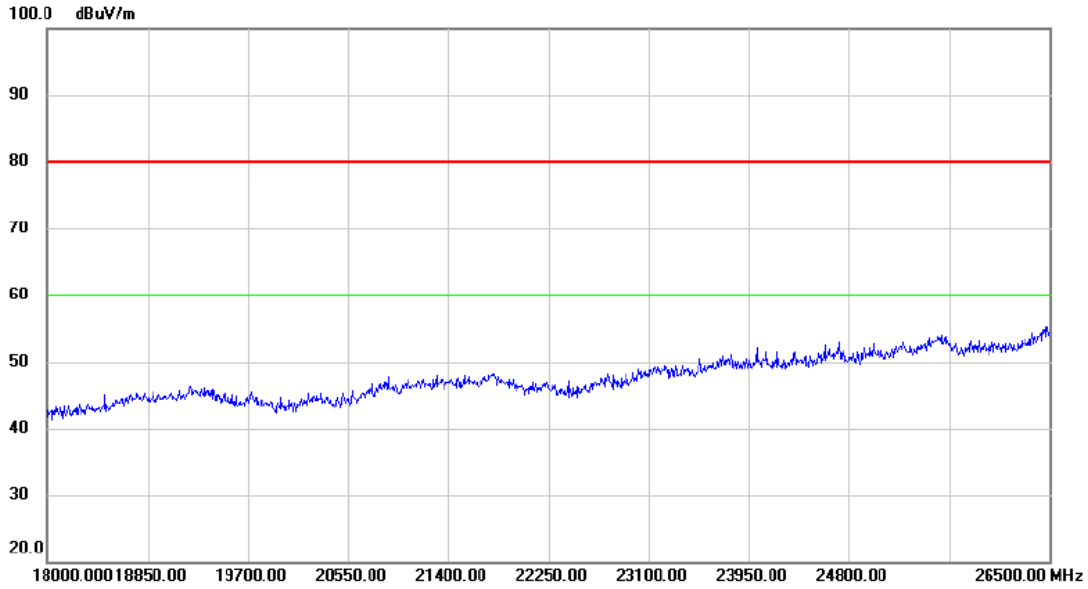

No.	Mk.	Freq.	Reading Level	Correct Factor	Measure-ment	Limit	Margin		
		MHz	dBuV	dB	dBuV/m	dBuV/m	dB	Detector	Comment

Orthogonal Axis :	X
Test Mode :	TX N-40M MODE 2447MHz

Horizontal

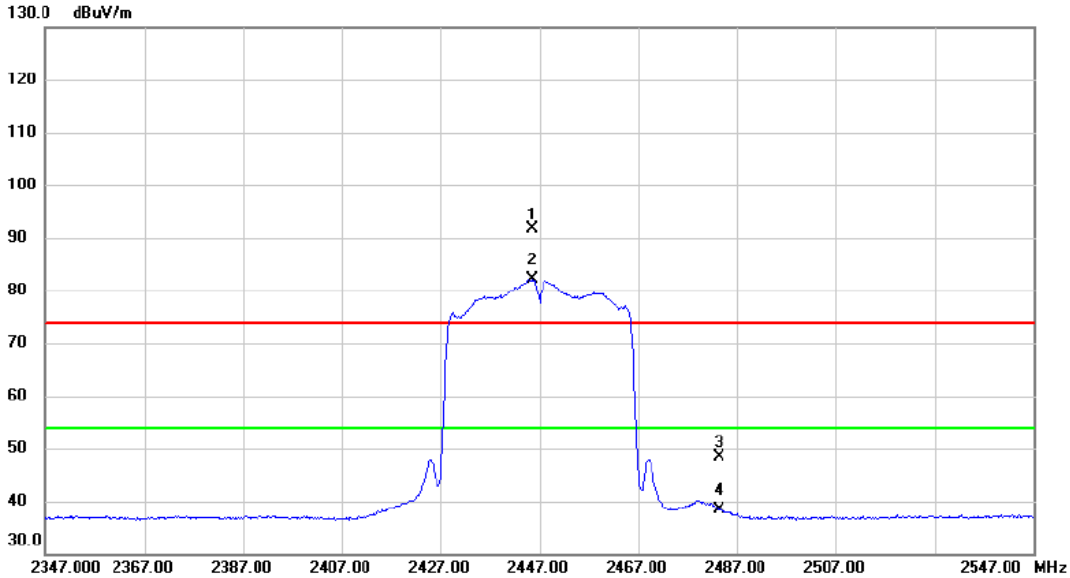

No.	Mk.	Freq.	Reading Level	Correct Factor	Measure-ment	Limit	Margin		
		MHz	dBuV	dB	dBuV/m	dBuV/m	dB	Detector	Comment
1	X	2445.400	82.59	8.99	91.58	74.00	17.58	peak	No Limit
2	*	2445.600	73.06	8.99	82.05	54.00	28.05	AVG	No Limit
3		2483.500	39.35	8.96	48.31	74.00	-25.69	peak	
4		2483.500	29.45	8.96	38.41	54.00	-15.59	AVG	

Orthogonal Axis :	X
Test Mode :	TX N-40M MODE 2447MHz

Horizontal

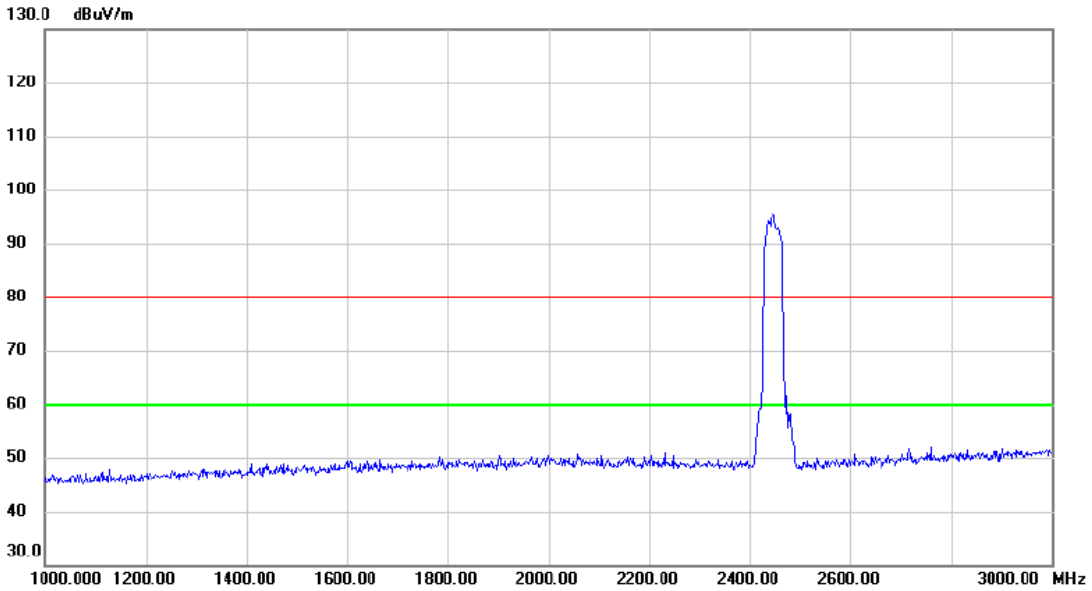

No.	Mk.	Freq.	Reading Level	Correct Factor	Measure-ment	Limit	Margin		
		MHz	dBuV	dB	dBuV/m	dBuV/m	dB	Detector	Comment

Orthogonal Axis :	X
Test Mode :	TX N-40M MODE 2447MHz

Horizontal

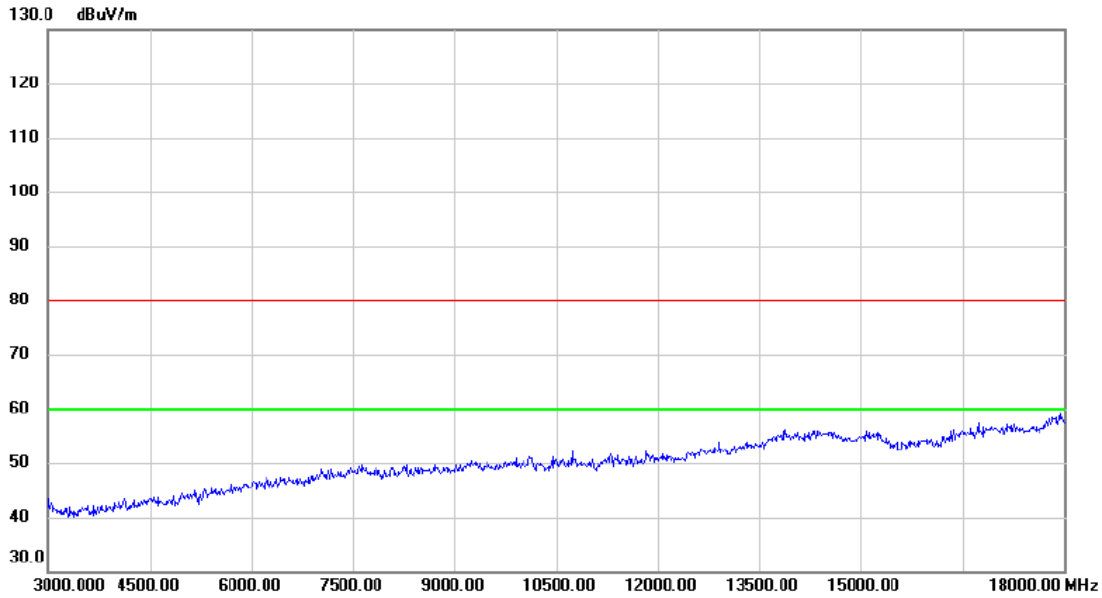

No.	Mk.	Freq.	Reading Level	Correct Factor	Measure-ment	Limit	Margin		
		MHz	dBuV	dB	dBuV/m	dBuV/m	dB	Detector	Comment

Orthogonal Axis :	X
Test Mode :	TX N-40M MODE 2447MHz

Horizontal

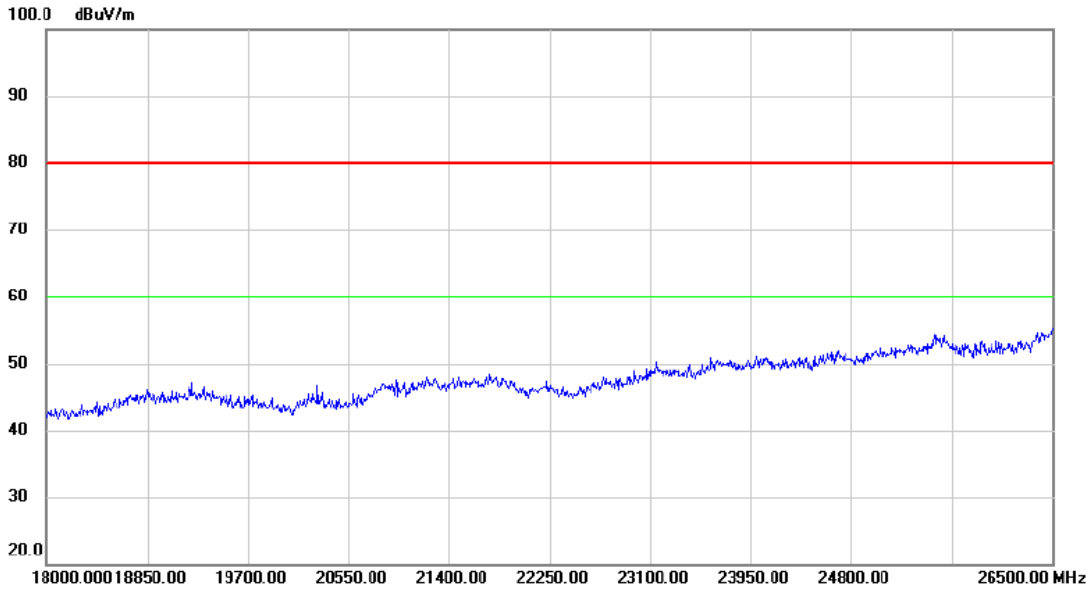

No.	Mk.	Freq.	Reading Level	Correct Factor	Measure-ment	Limit	Margin		
		MHz	dBuV	dB	dBuV/m	dBuV/m	dB	Detector	Comment

Orthogonal Axis :	X
Test Mode :	TX N-40M MODE 2452MHz

Vertical

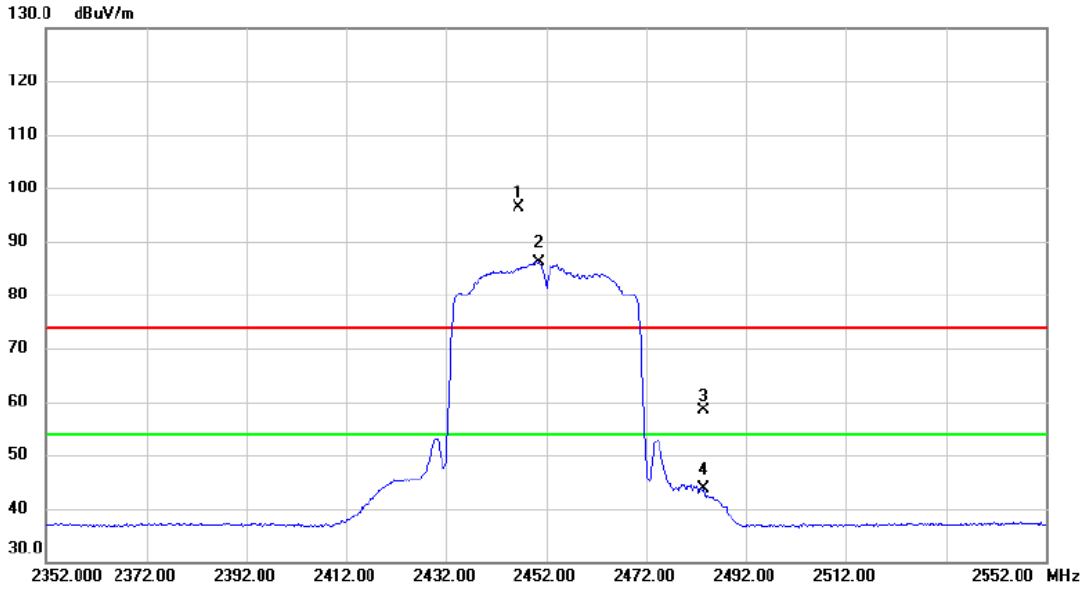

No.	Mk.	Freq.	Reading Level	Correct Factor	Measure-ment	Limit	Margin		
		MHz	dBuV	dB	dBuV/m	dBuV/m	dB	Detector	Comment
1	X	2446.600	87.28	8.98	96.26	74.00	22.26	peak	No Limit
2	*	2450.400	77.24	8.98	86.22	54.00	32.22	AVG	No Limit
3		2483.500	49.44	8.96	58.40	74.00	-15.60	peak	
4		2483.500	34.56	8.96	43.52	54.00	-10.48	AVG	

Orthogonal Axis :	X
Test Mode :	TX N-40M MODE 2452MHz

Vertical

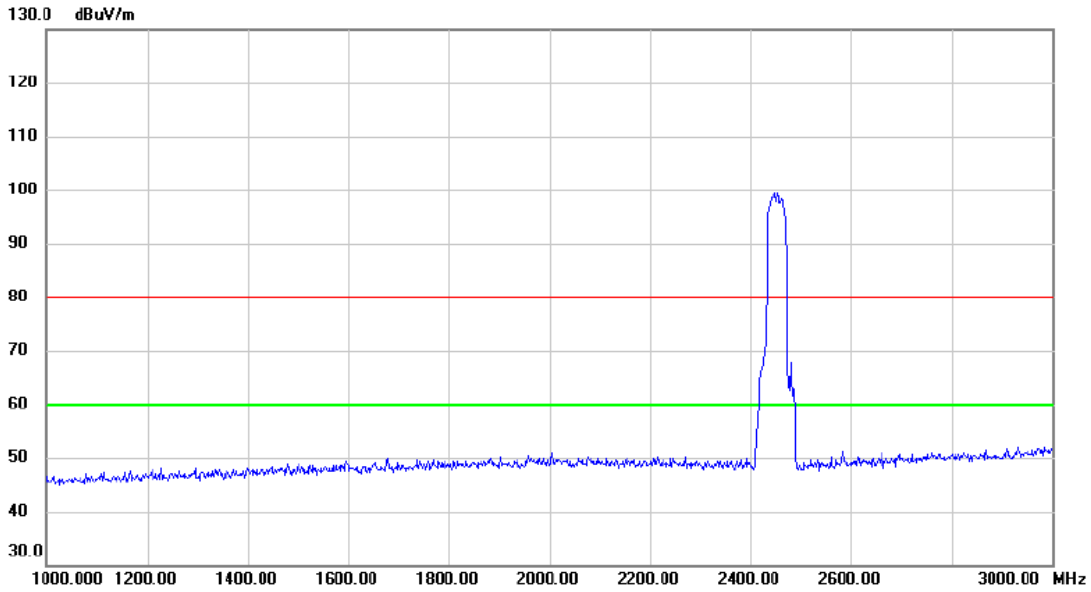

No.	Mk.	Freq.	Reading Level	Correct Factor	Measure-ment	Limit	Margin		
		MHz	dBuV	dB	dBuV/m	dBuV/m	dB	Detector	Comment

Orthogonal Axis :	X
Test Mode :	TX N-40M MODE 2452MHz

Vertical

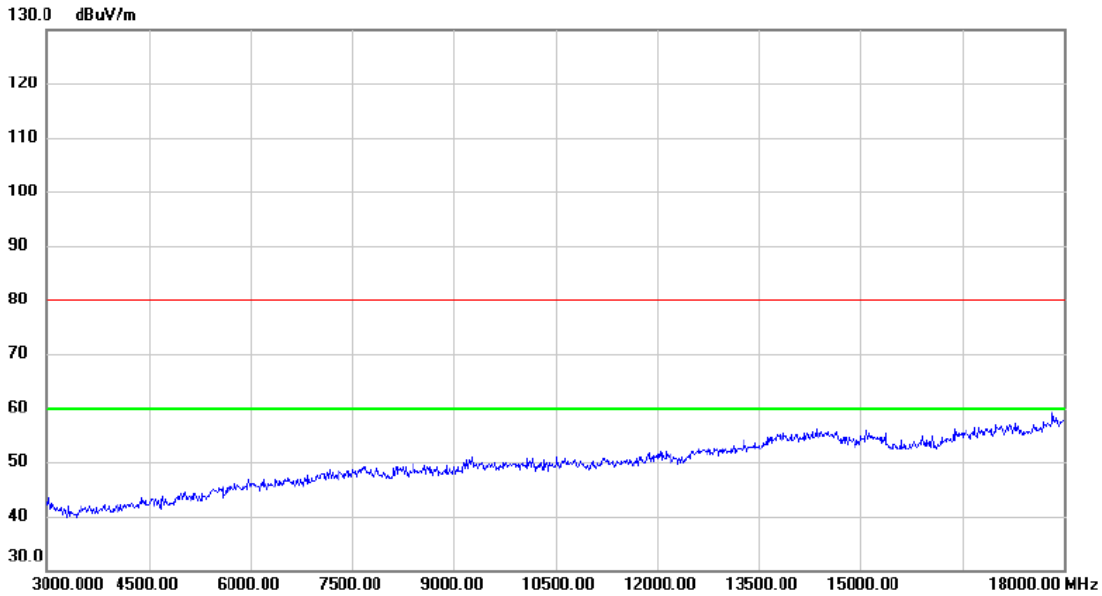

No.	Mk.	Freq.	Reading Level	Correct Factor	Measure-ment	Limit	Margin		
		MHz	dBuV	dB	dBuV/m	dBuV/m	dB	Detector	Comment

Orthogonal Axis :	X
Test Mode :	TX N-40M MODE 2452MHz

Vertical

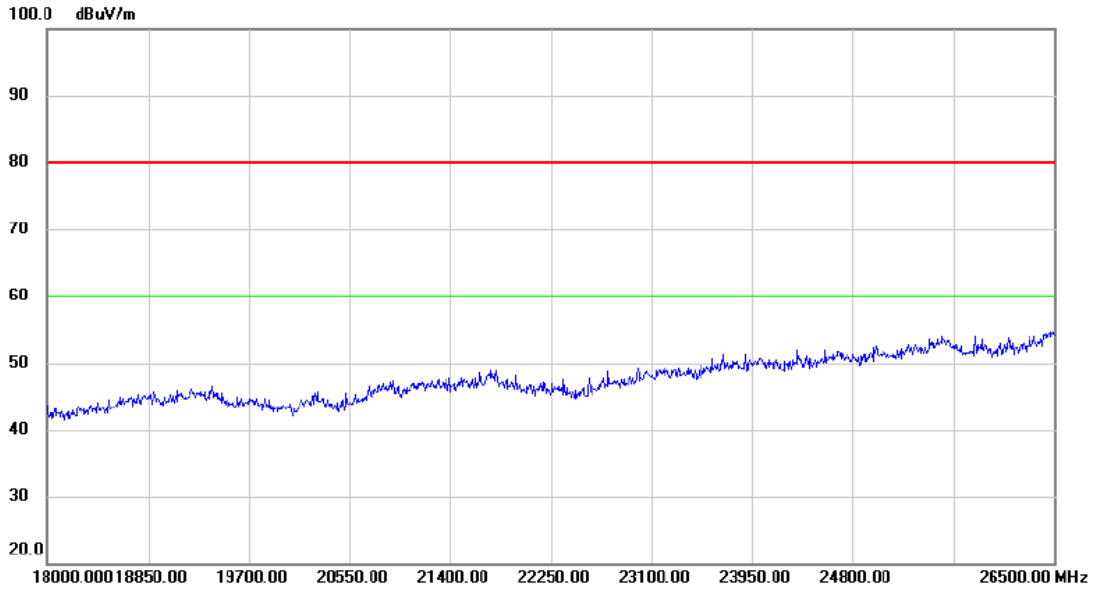

No.	Mk.	Freq.	Reading Level	Correct Factor	Measure-ment	Limit	Margin		
		MHz	dBuV	dB	dBuV/m	dBuV/m	dB	Detector	Comment

Orthogonal Axis :	X
Test Mode :	TX N-40M MODE 2452MHz

Horizontal

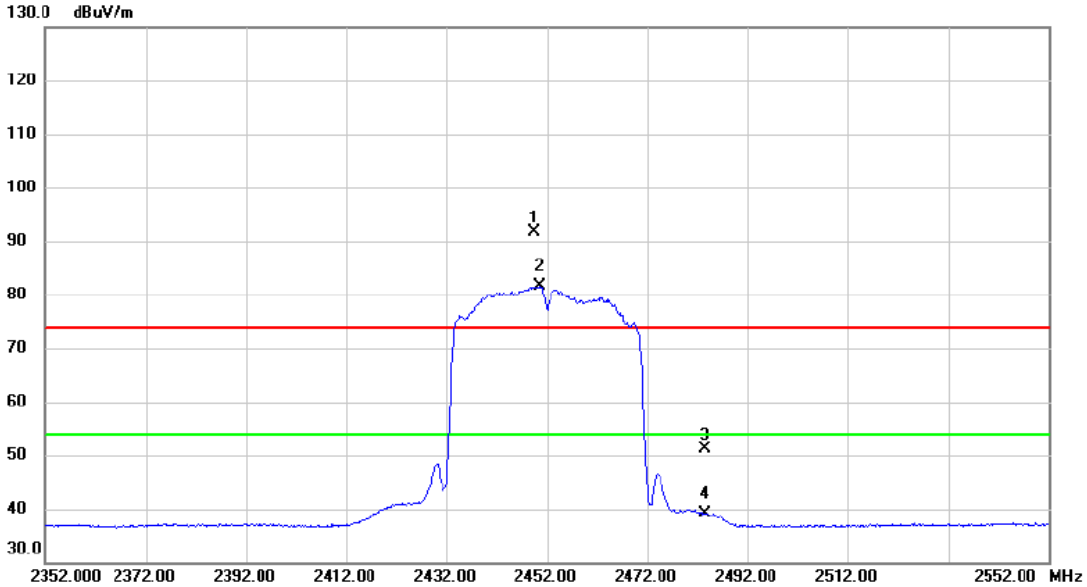

No.	Mk.	Freq.	Reading Level	Correct Factor	Measure-ment	Limit	Margin		
		MHz	dBuV	dB	dBuV/m	dBuV/m	dB	Detector	Comment
1	X	2449.400	82.72	8.98	91.70	74.00	17.70	peak	No Limit
2	*	2450.600	72.56	8.98	81.54	54.00	27.54	AVG	No Limit
3		2483.500	42.13	8.96	51.09	74.00	-22.91	peak	
4		2483.500	30.11	8.96	39.07	54.00	-14.93	AVG	

Orthogonal Axis :	X
Test Mode :	TX N-40M MODE 2452MHz

Horizontal

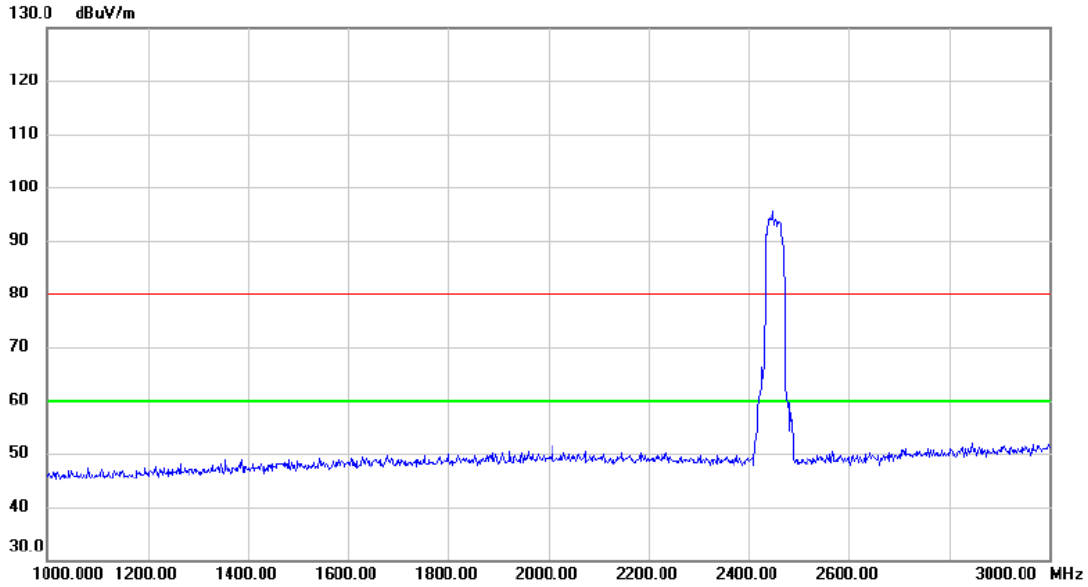

No.	Mk.	Freq.	Reading Level	Correct Factor	Measure-ment	Limit	Margin		
		MHz	dBuV	dB	dBuV/m	dBuV/m	dB	Detector	Comment

Orthogonal Axis :	X
Test Mode :	TX N-40M MODE 2452MHz

Horizontal

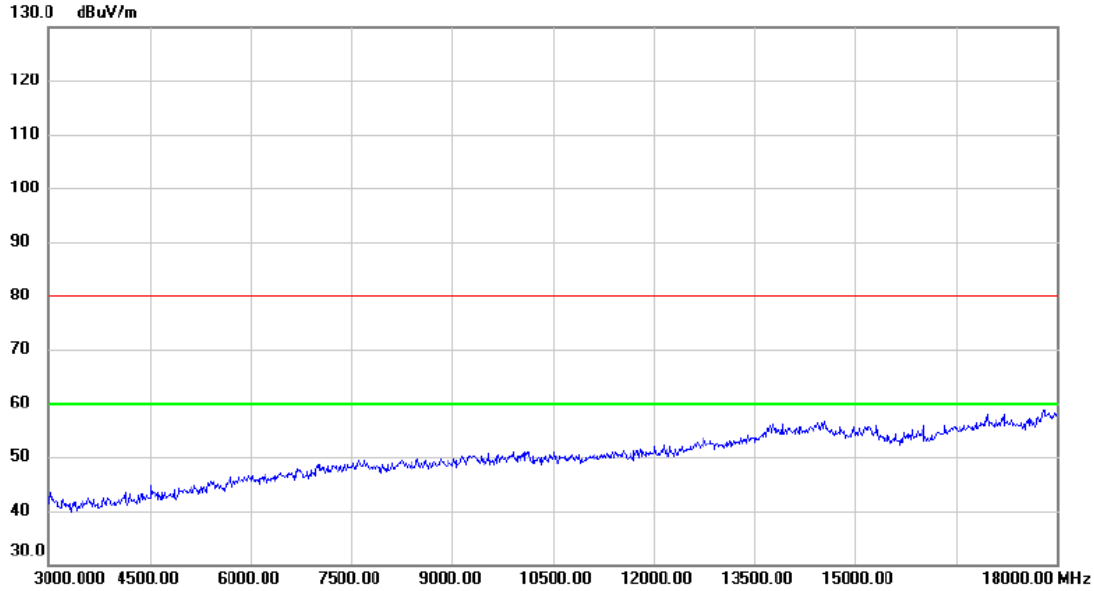

No.	Mk.	Freq.	Reading Level	Correct Factor	Measure-ment	Limit	Margin		
		MHz	dBuV	dB	dBuV/m	dBuV/m	dB	Detector	Comment

Orthogonal Axis :	X
Test Mode :	TX N-40M MODE 2452MHz

Horizontal

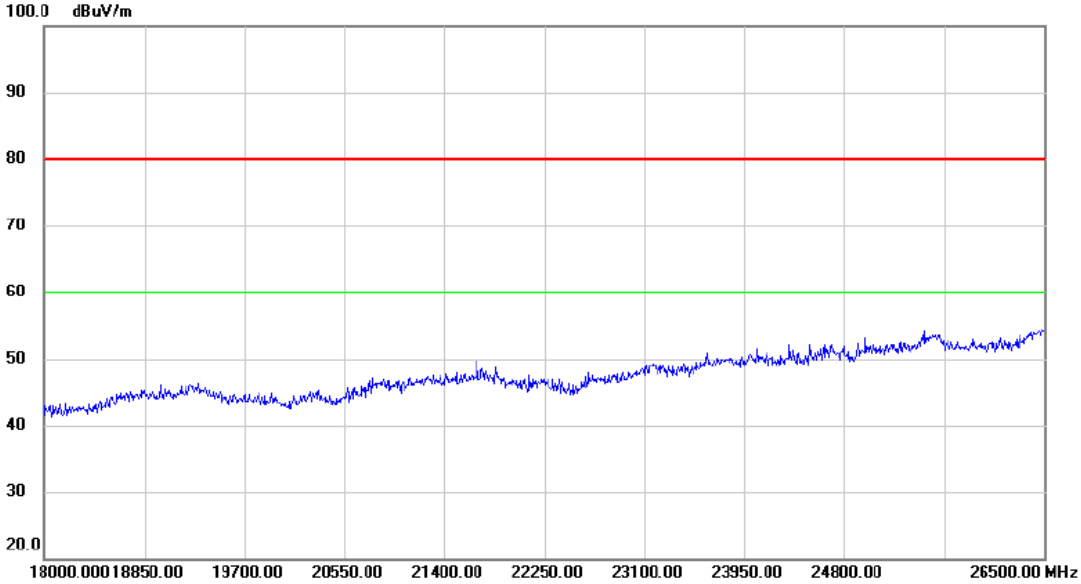

No.	Mk.	Freq.	Reading Level	Correct Factor	Measure-ment	Limit	Margin		
		MHz	dBuV	dB	dBuV/m	dBuV/m	dB	Detector	Comment

ANT MIMO

Orthogonal Axis :	X
Test Mode :	TX N-20M MODE 2432MHz

Vertical

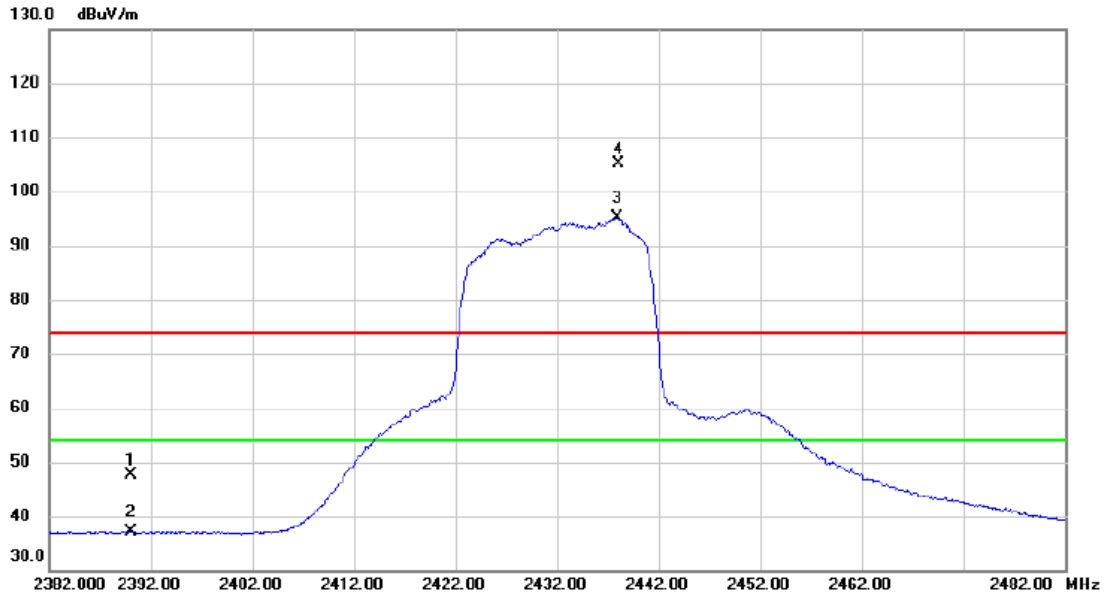

No.	Mk.	Freq.	Reading Level	Correct Factor	Measure-ment	Limit	Margin		
		MHz	dBuV	dB	dBuV/m	dBuV/m	dB	Detector	Comment
1		2390.000	38.67	9.00	47.67	74.00	-26.33	peak	
2		2390.000	28.09	9.00	37.09	54.00	-16.91	AVG	
3	*	2437.900	86.12	8.99	95.11	54.00	41.11	AVG	No Limit
4	X	2438.000	96.09	8.99	105.08	74.00	31.08	peak	No Limit

Orthogonal Axis :	X
Test Mode :	TX N-20M MODE 2432MHz

Vertical

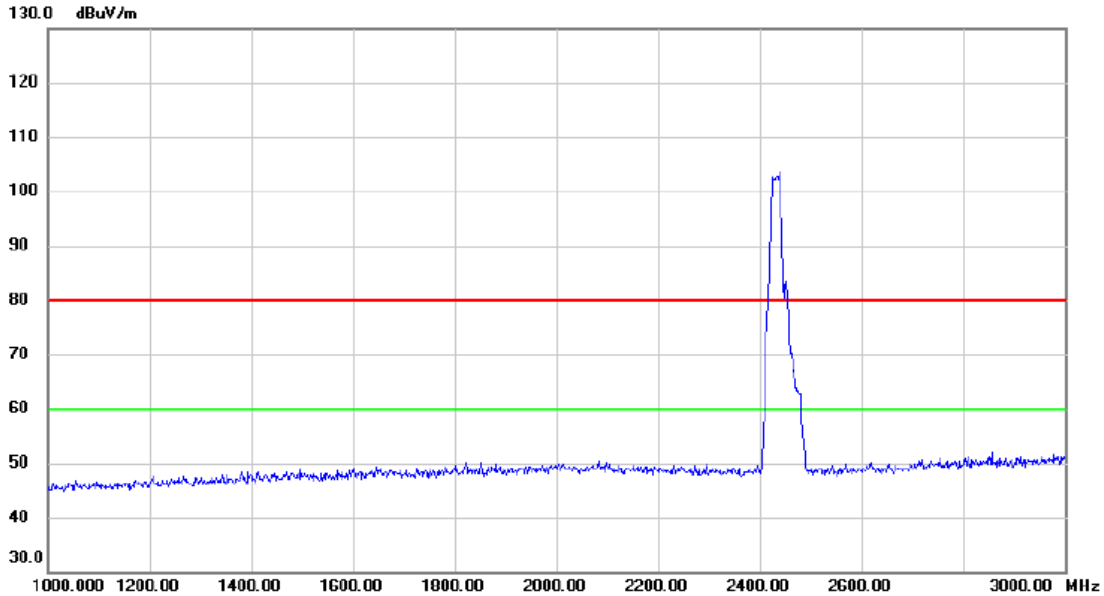

No.	Mk.	Freq.	Reading Level	Correct Factor	Measure-ment	Limit	Margin		
		MHz	dBuV	dB	dBuV/m	dBuV/m	dB	Detector	Comment

Orthogonal Axis :	X
Test Mode :	TX N-20M MODE 2432MHz

Vertical

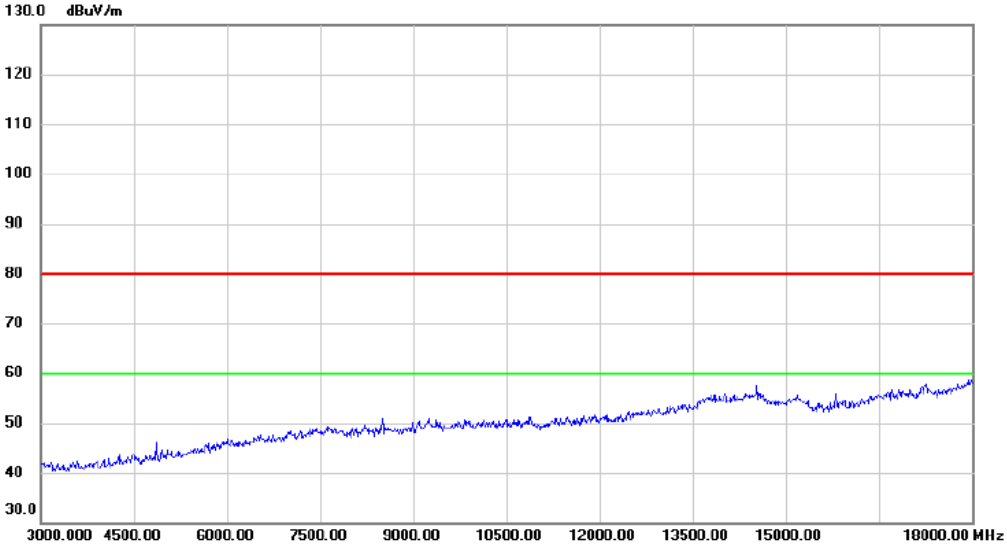

No.	Mk.	Freq.	Reading Level	Correct Factor	Measure-ment	Limit	Margin		
		MHz	dBuV	dB	dBuV/m	dBuV/m	dB	Detector	Comment

Orthogonal Axis :	X
Test Mode :	TX N-20M MODE 2432MHz

Vertical

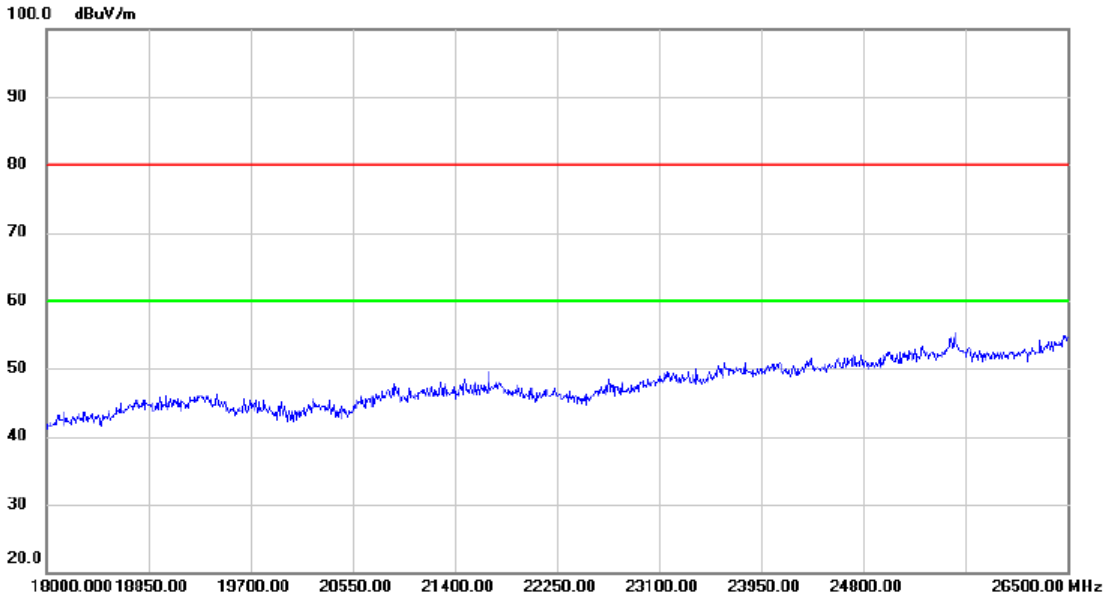

No.	Mk.	Freq.	Reading Level	Correct Factor	Measure-ment	Limit	Margin		
		MHz	dBuV	dB	dBuV/m	dBuV/m	dB	Detector	Comment

Orthogonal Axis :	X
Test Mode :	TX N-20M MODE 2432MHz

Horizontal

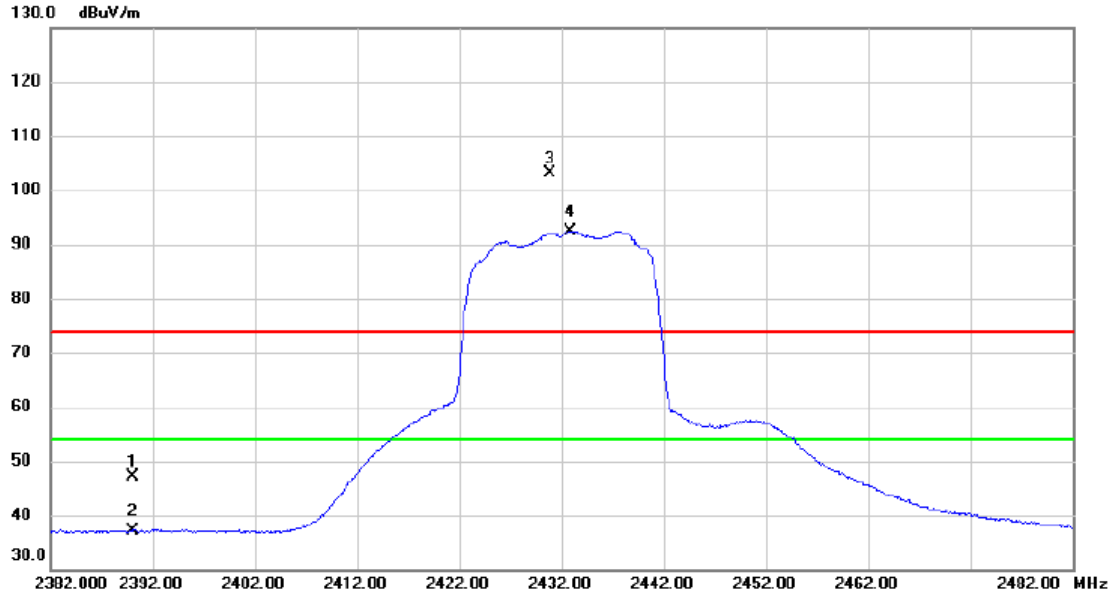

No.	Mk.	Freq.	Reading Level	Correct Factor	Measure-ment	Limit	Margin		
		MHz	dBuV	dB	dBuV/m	dBuV/m	dB	Detector	Comment
1		2390.000	38.10	9.00	47.10	74.00	-26.90	peak	
2		2390.000	28.22	9.00	37.22	54.00	-16.78	AVG	
3	X	2430.900	94.23	8.99	103.22	74.00	29.22	peak	No Limit
4	*	2432.900	83.51	8.99	92.50	54.00	38.50	AVG	No Limit

Orthogonal Axis :	X
Test Mode :	TX N-20M MODE 2432MHz

Horizontal

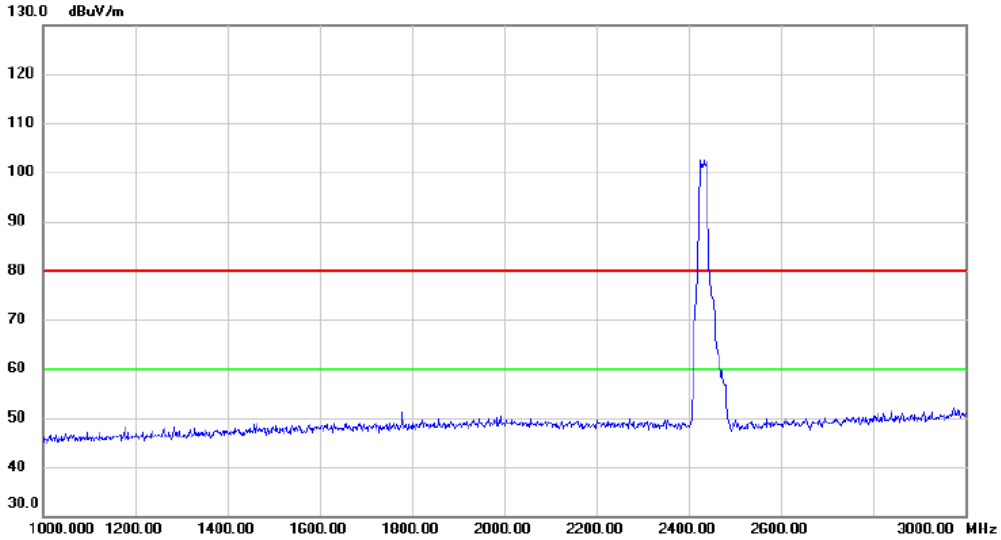

No.	Mk.	Freq.	Reading Level	Correct Factor	Measure-ment	Limit	Margin		
		MHz	dBuV	dB	dBuV/m	dBuV/m	dB	Detector	Comment

Orthogonal Axis :	X
Test Mode :	TX N-20M MODE 2432MHz

Horizontal

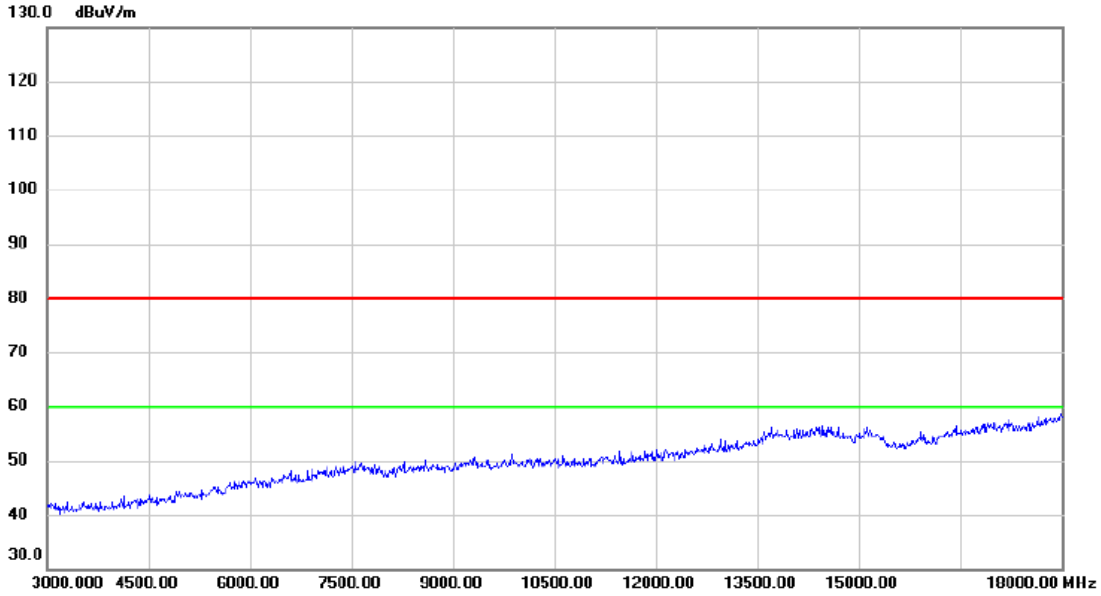

No.	Mk.	Freq.	Reading Level	Correct Factor	Measure-ment	Limit	Margin		
		MHz	dBuV	dB	dBuV/m	dBuV/m	dB	Detector	Comment

Orthogonal Axis :	X
Test Mode :	TX N-20M MODE 2432MHz

Horizontal

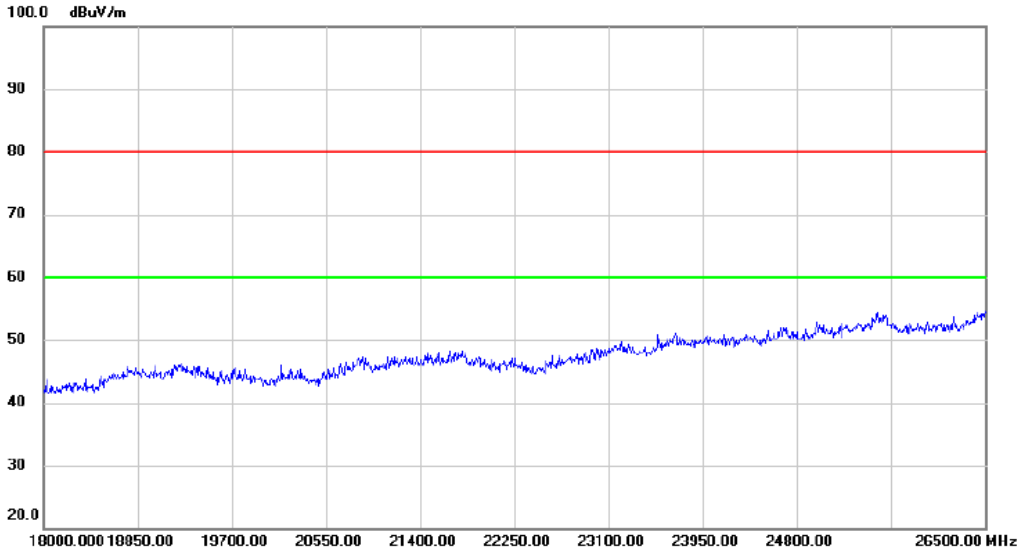

No.	Mk.	Freq.	Reading Level	Correct Factor	Measure-ment	Limit	Margin		
		MHz	dBuV	dB	dBuV/m	dBuV/m	dB	Detector	Comment

Orthogonal Axis :	X
Test Mode :	TX N-20M MODE 2447MHz

Vertical

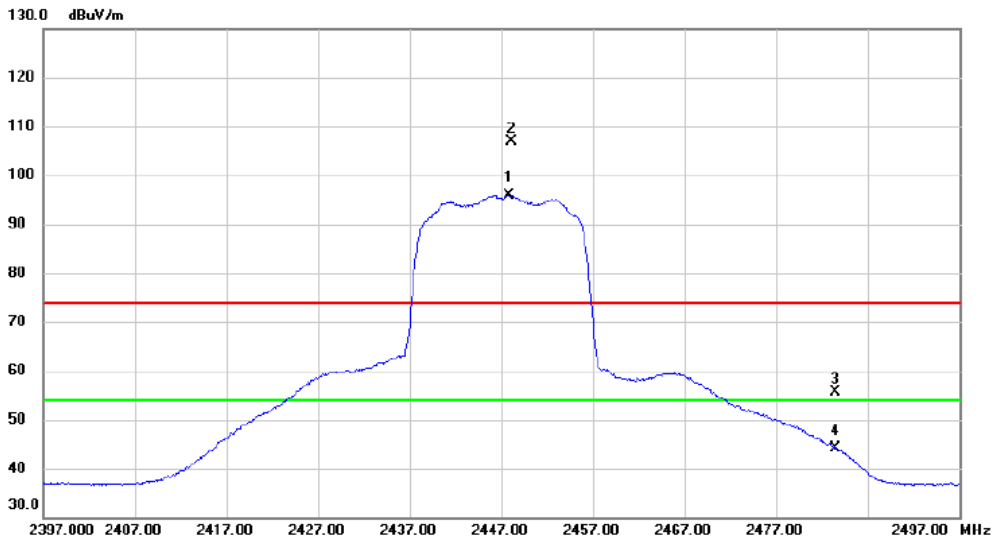

No.	Mk.	Freq.	Reading Level	Correct Factor	Measure-ment	Limit	Margin		
		MHz	dBuV	dB	dBuV/m	dBuV/m	dB	Detector	Comment
1	*	2447.900	87.00	8.98	95.98	54.00	41.98	AVG	No Limit
2	X	2448.100	97.92	8.98	106.90	74.00	32.90	peak	No Limit
3		2483.500	46.72	8.96	55.68	74.00	-18.32	peak	
4		2483.500	35.20	8.96	44.16	54.00	-9.84	AVG	

Orthogonal Axis :	X
Test Mode :	TX N-20M MODE 2447MHz

Vertical

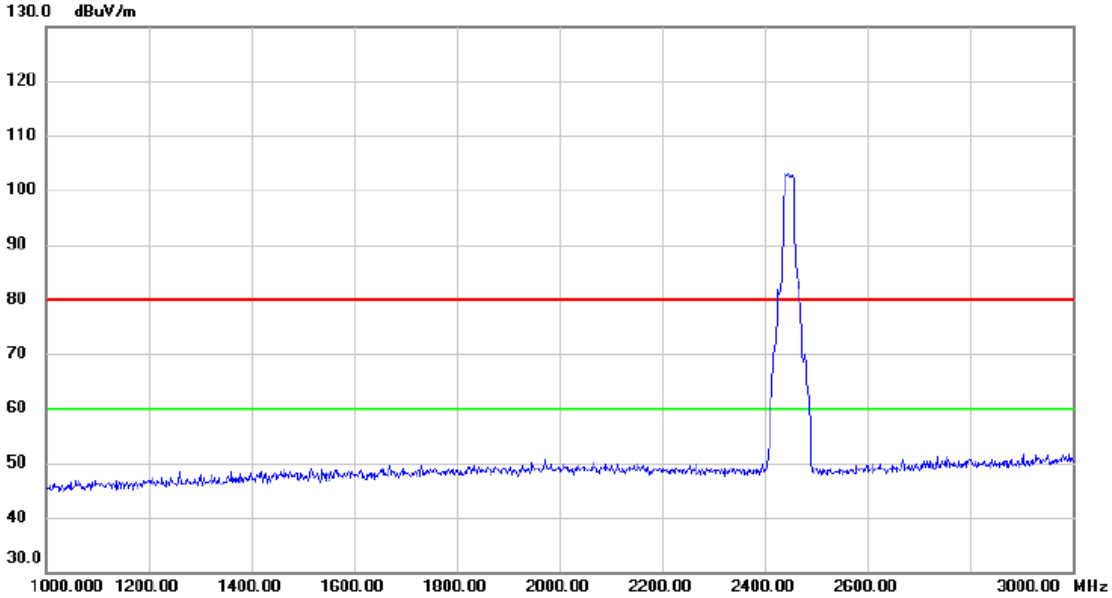

No.	Mk.	Freq.	Reading Level	Correct Factor	Measure-ment	Limit	Margin		
		MHz	dBuV	dB	dBuV/m	dBuV/m	dB	Detector	Comment

Orthogonal Axis :	X
Test Mode :	TX N-20M MODE 2447MHz

Vertical

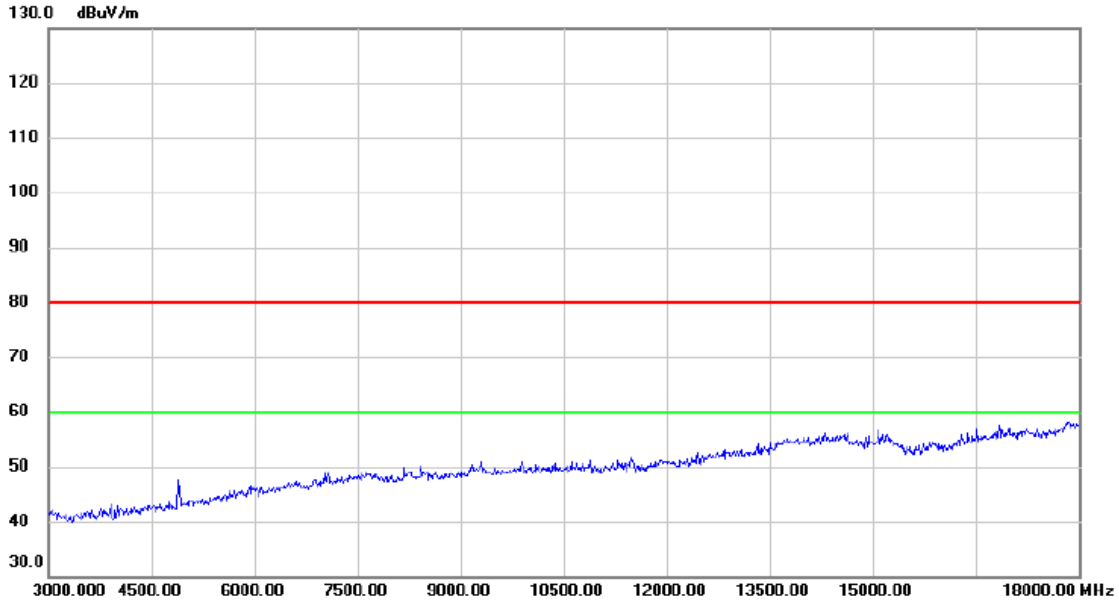

No.	Mk.	Freq.	Reading Level	Correct Factor	Measure-ment	Limit	Margin		
		MHz	dBuV	dB	dBuV/m	dBuV/m	dB	Detector	Comment

Orthogonal Axis :	X
Test Mode :	TX N-20M MODE 2447MHz

Vertical

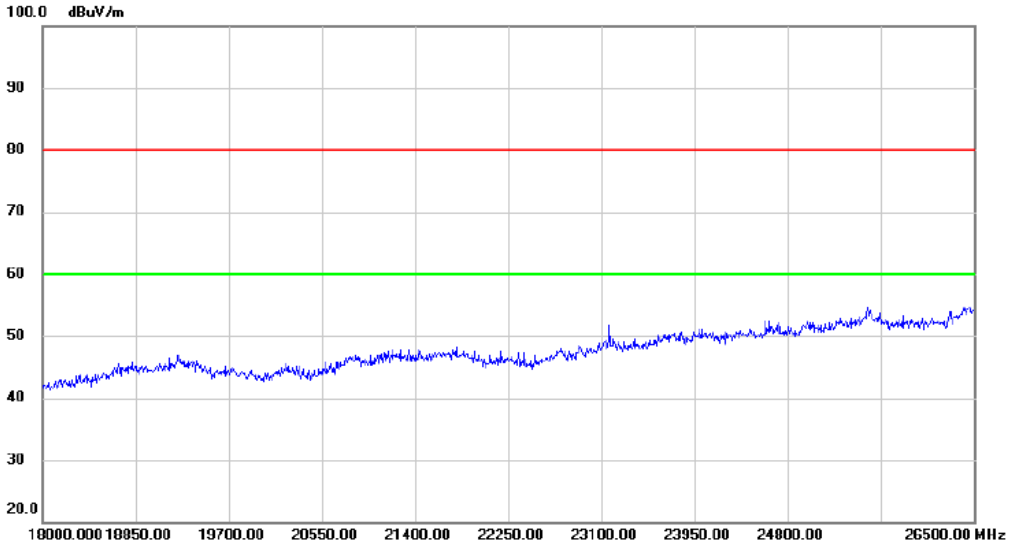

No.	Mk.	Freq.	Reading Level	Correct Factor	Measure-ment	Limit	Margin		
		MHz	dBuV	dB	dBuV/m	dBuV/m	dB	Detector	Comment

Orthogonal Axis :	X
Test Mode :	TX N-20M MODE 2447MHz

Horizontal

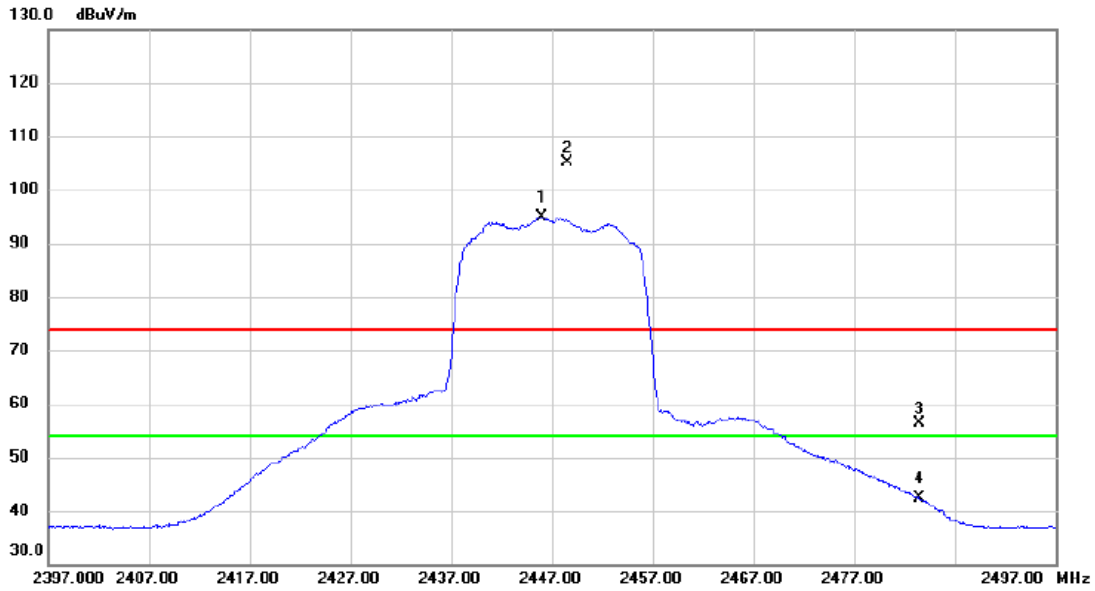

No.	Mk.	Freq.	Reading Level	Correct Factor	Measure-ment	Limit	Margin		
		MHz	dBuV	dB	dBuV/m	dBuV/m	dB	Detector	Comment
1	*	2446.000	85.85	8.99	94.84	54.00	40.84	AVG	No Limit
2	X	2448.500	96.17	8.98	105.15	74.00	31.15	peak	No Limit
3		2483.500	47.40	8.96	56.36	74.00	-17.64	peak	
4		2483.500	33.36	8.96	42.32	54.00	-11.68	AVG	

Orthogonal Axis :	X
Test Mode :	TX N-20M MODE 2447MHz

Horizontal

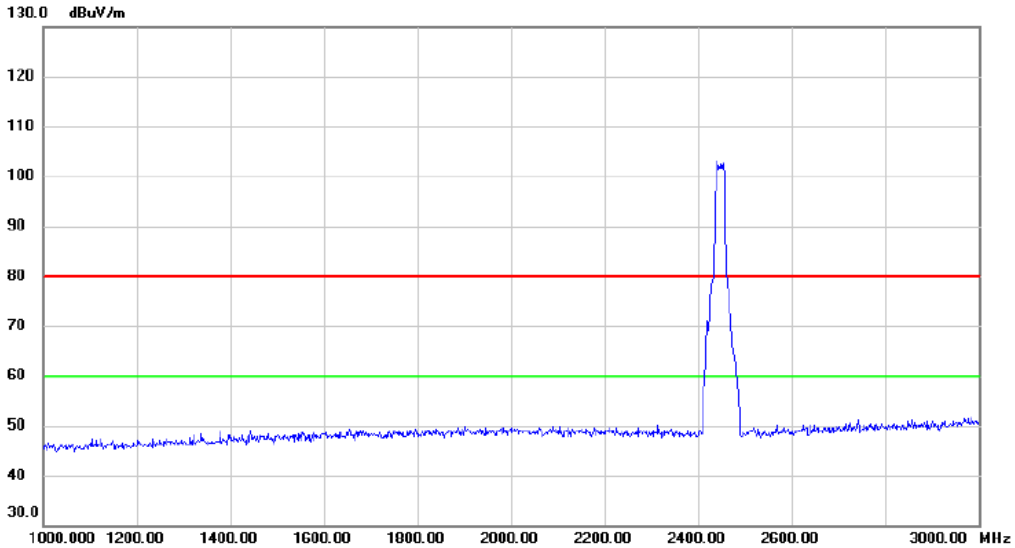

No.	Mk.	Freq.	Reading Level	Correct Factor	Measure-ment	Limit	Margin		
		MHz	dBuV	dB	dBuV/m	dBuV/m	dB	Detector	Comment

Orthogonal Axis :	X
Test Mode :	TX N-20M MODE 2447MHz

Horizontal

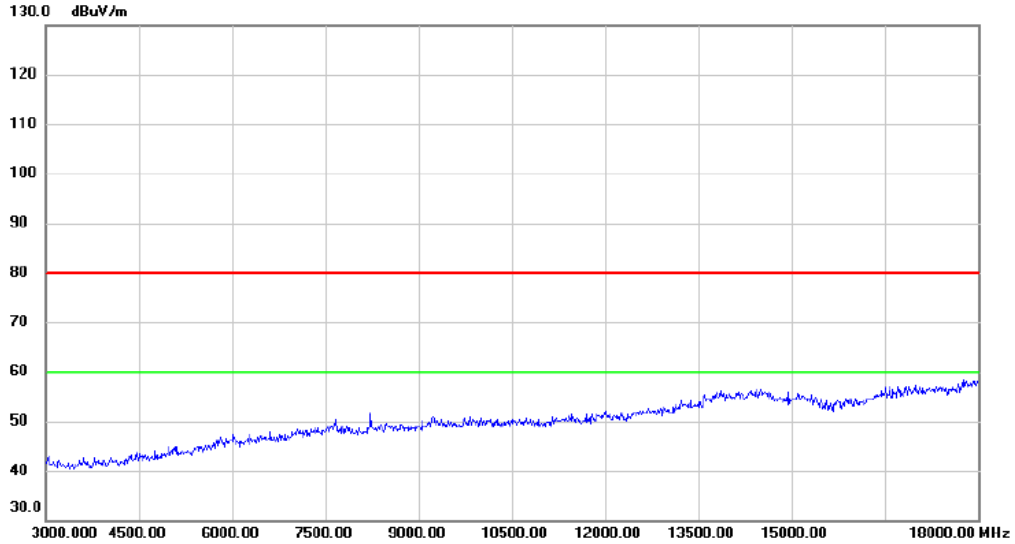

No.	Mk.	Freq.	Reading Level	Correct Factor	Measure-ment	Limit	Margin		
		MHz	dBuV	dB	dBuV/m	dBuV/m	dB	Detector	Comment

Orthogonal Axis :	X
Test Mode :	TX N-20M MODE 2447MHz

Horizontal

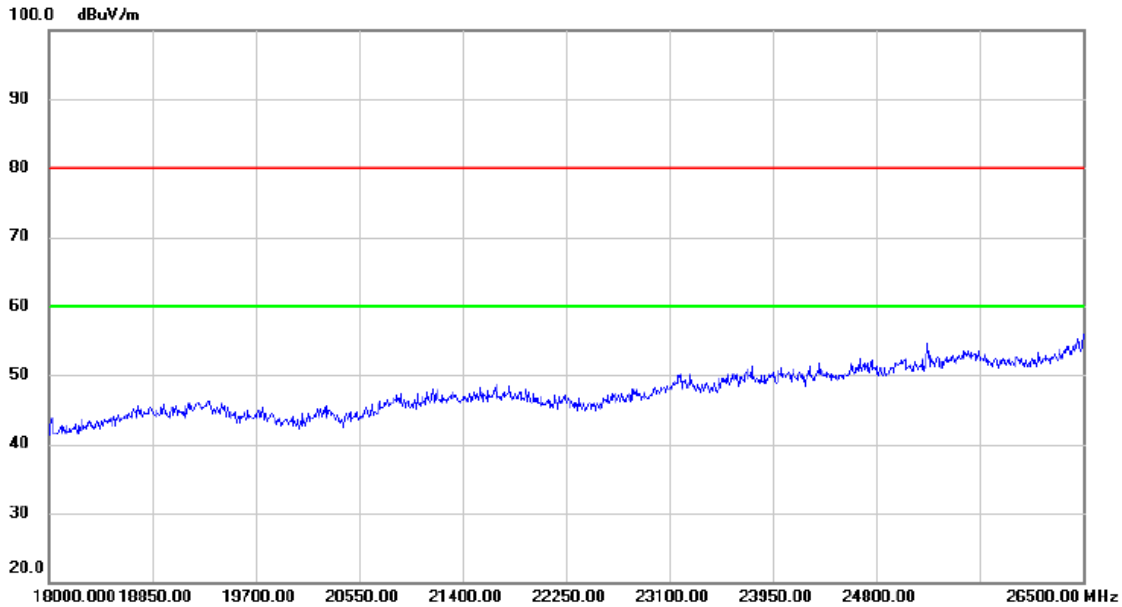

No.	Mk.	Freq.	Reading Level	Correct Factor	Measure-ment	Limit	Margin		
		MHz	dBuV	dB	dBuV/m	dBuV/m	dB	Detector	Comment

Orthogonal Axis :	X
Test Mode :	TX N-20M MODE 2452MHz

Vertical

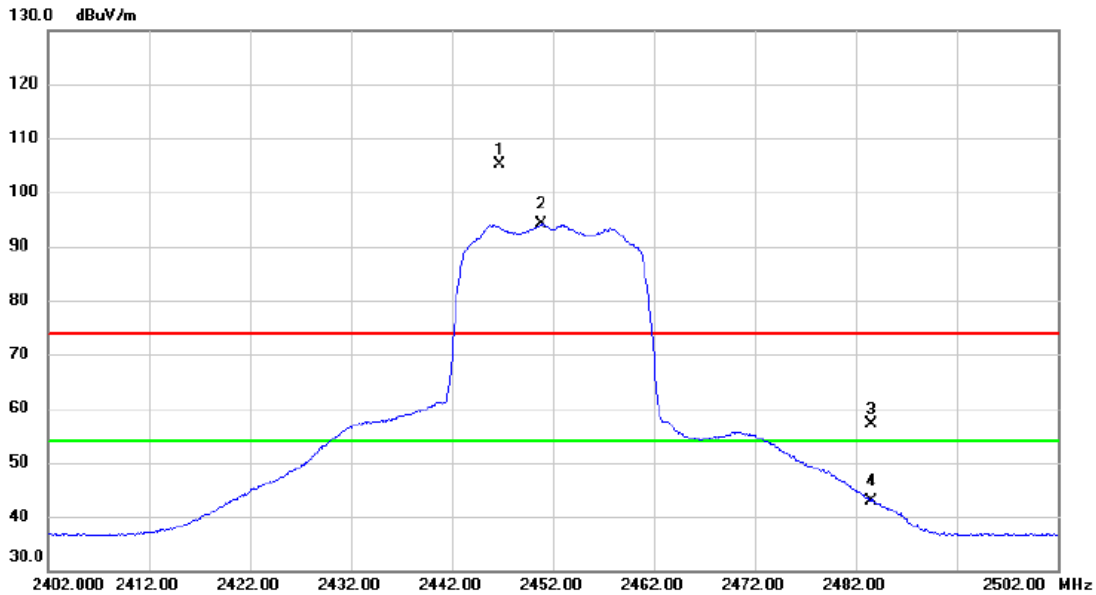

No.	Mk.	Freq.	Reading Level	Correct Factor	Measure-ment	Limit	Margin		
		MHz	dBuV	dB	dBuV/m	dBuV/m	dB	Detector	Comment
1	X	2446.700	96.25	8.98	105.23	74.00	31.23	peak	No Limit
2	*	2450.900	85.07	8.98	94.05	54.00	40.05	AVG	No Limit
3		2483.500	48.22	8.96	57.18	74.00	-16.82	peak	
4		2483.500	33.96	8.96	42.92	54.00	-11.08	AVG	

Orthogonal Axis :	X
Test Mode :	TX N-20M MODE 2452MHz

Vertical

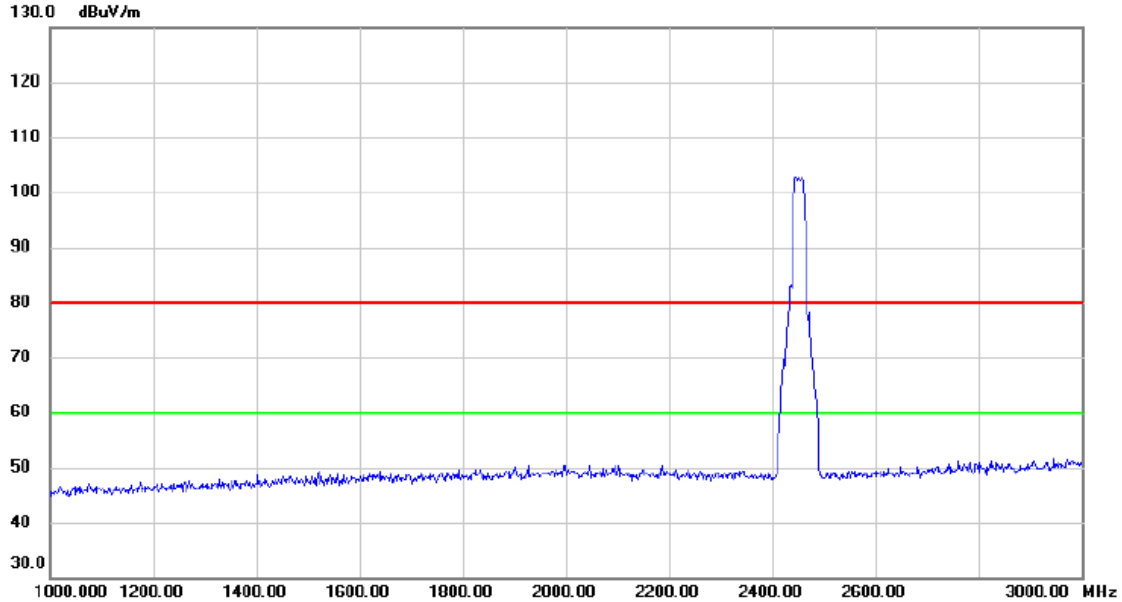

No.	Mk.	Freq.	Reading Level	Correct Factor	Measure-ment	Limit	Margin		
		MHz	dBuV	dB	dBuV/m	dBuV/m	dB	Detector	Comment

Orthogonal Axis :	X
Test Mode :	TX N-20M MODE 2452MHz

Vertical

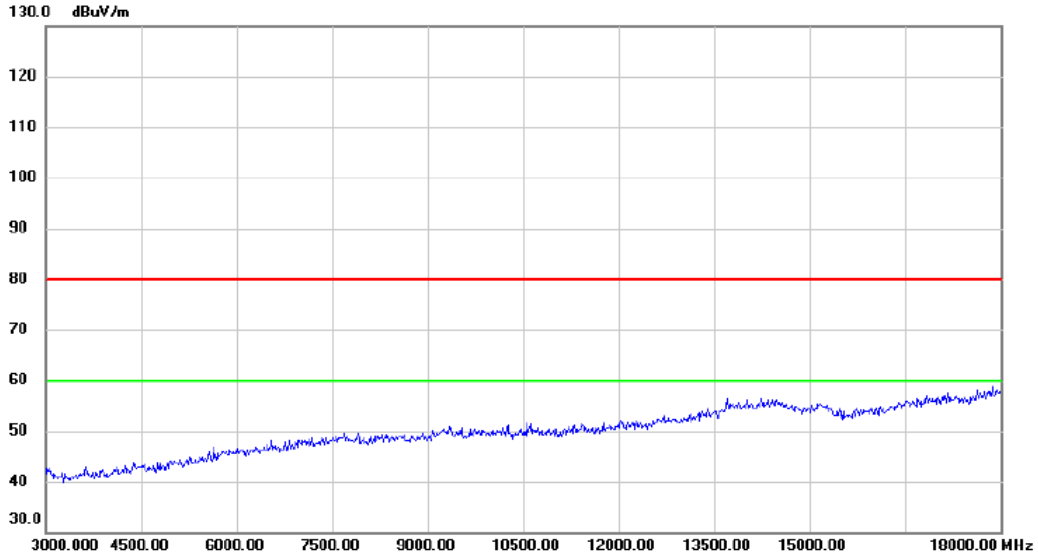

No.	Mk.	Freq.	Reading Level	Correct Factor	Measure-ment	Limit	Margin		
		MHz	dBuV	dB	dBuV/m	dBuV/m	dB	Detector	Comment

Orthogonal Axis :	X
Test Mode :	TX N-20M MODE 2452MHz

Vertical

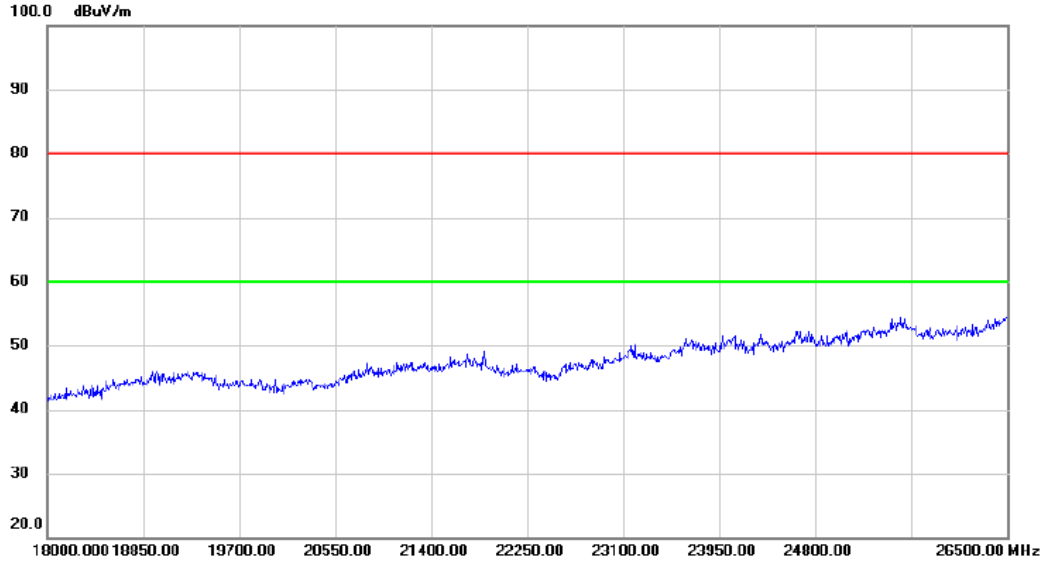

No.	Mk.	Freq.	Reading Level	Correct Factor	Measure-ment	Limit	Margin		
		MHz	dBuV	dB	dBuV/m	dBuV/m	dB	Detector	Comment

Orthogonal Axis :	X
Test Mode :	TX N-20M MODE 2452MHz

Horizontal

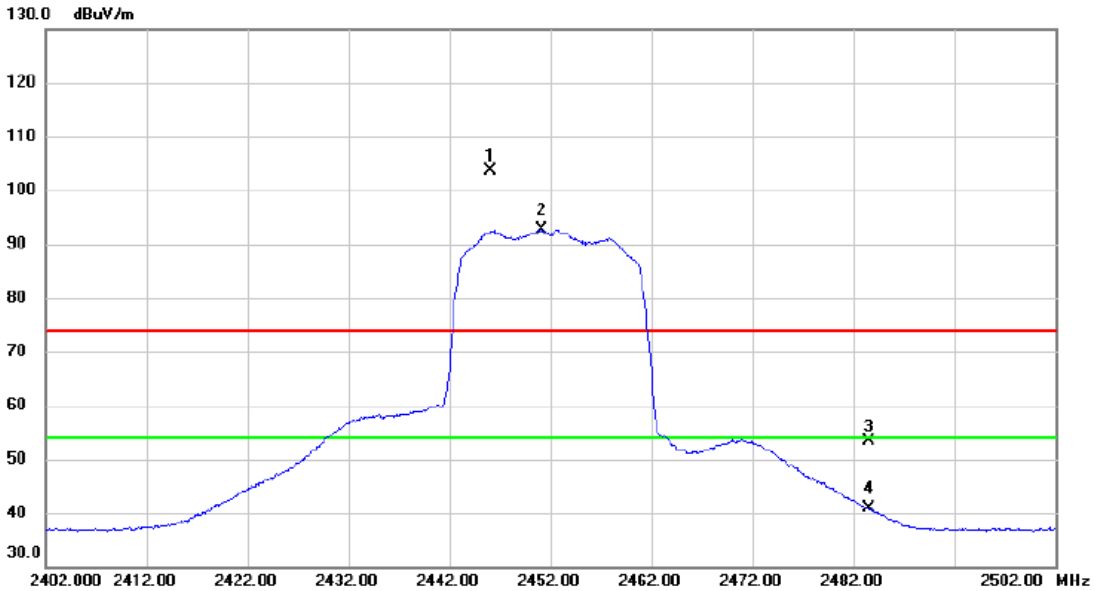

No.	Mk.	Freq.	Reading Level	Correct Factor	Measure-ment	Limit	Margin		
		MHz	dBuV	dB	dBuV/m	dBuV/m	dB	Detector	Comment
1	X	2446.100	94.72	8.99	103.71	74.00	29.71	peak	No Limit
2	*	2451.200	83.74	8.98	92.72	54.00	38.72	AVG	No Limit
3		2483.500	44.46	8.96	53.42	74.00	-20.58	peak	
4		2483.500	31.90	8.96	40.86	54.00	-13.14	AVG	

Orthogonal Axis :	X
Test Mode :	TX N-20M MODE 2452MHz

Horizontal

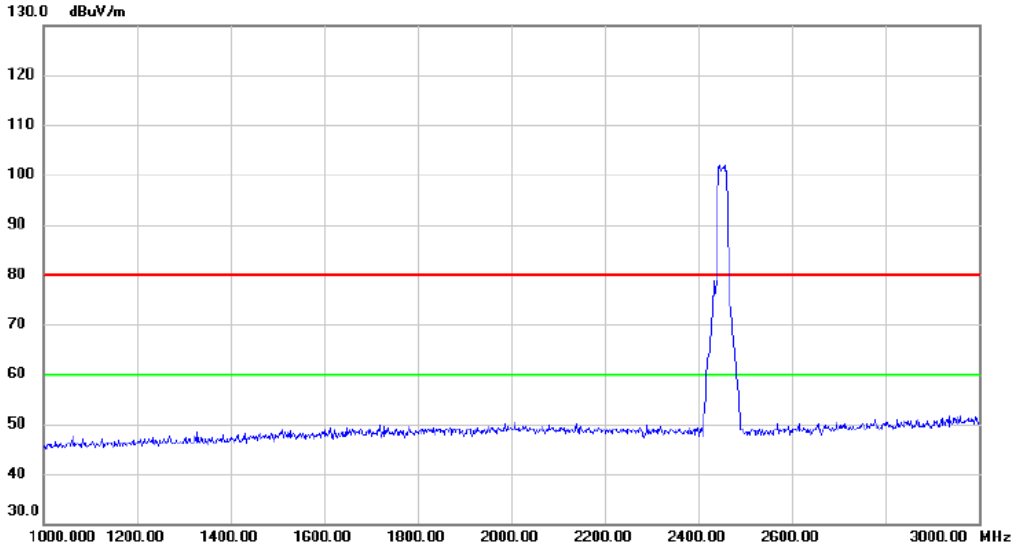

No.	Mk.	Freq.	Reading Level	Correct Factor	Measure-ment	Limit	Margin		
		MHz	dBuV	dB	dBuV/m	dBuV/m	dB	Detector	Comment

Orthogonal Axis :	X
Test Mode :	TX N-20M MODE 2452MHz

Horizontal

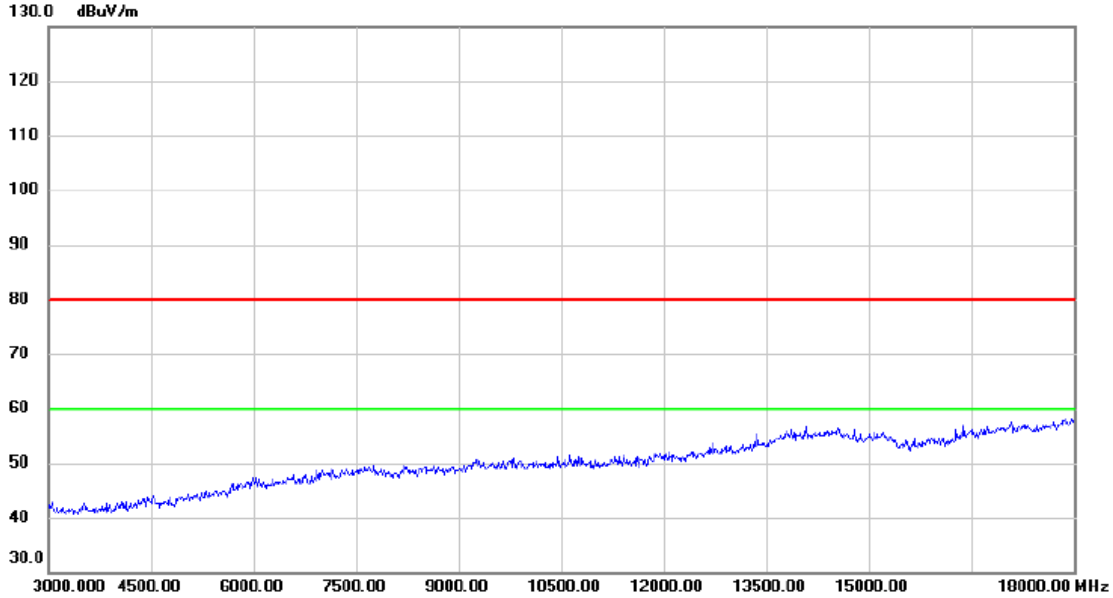

No.	Mk.	Freq.	Reading Level	Correct Factor	Measure-ment	Limit	Margin		
		MHz	dBuV	dB	dBuV/m	dBuV/m	dB	Detector	Comment

Orthogonal Axis :	X
Test Mode :	TX N-20M MODE 2452MHz

Horizontal

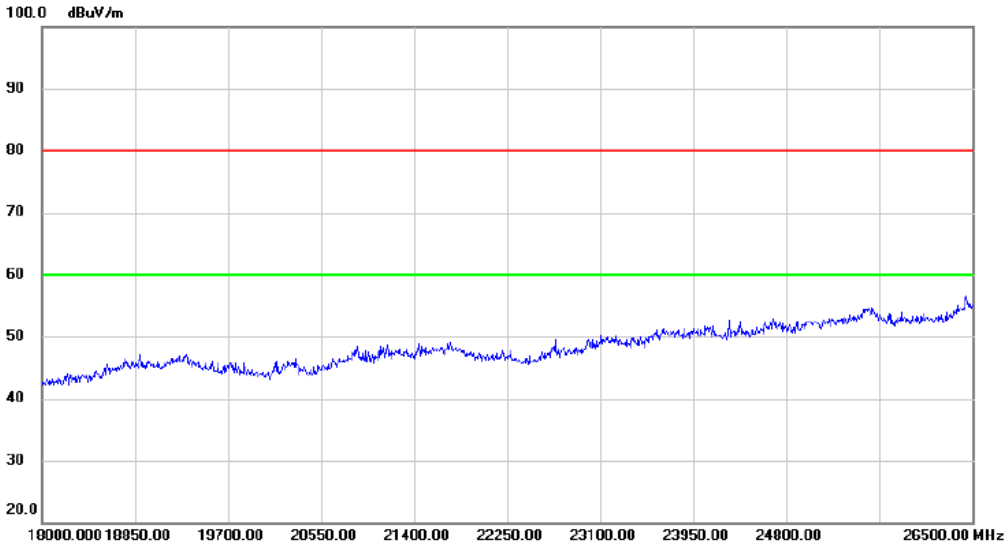

No.	Mk.	Freq.	Reading Level	Correct Factor	Measure-ment	Limit	Margin		
		MHz	dBuV	dB	dBuV/m	dBuV/m	dB	Detector	Comment

Orthogonal Axis :	X
Test Mode :	TX N-20M MODE 2457MHz

Vertical

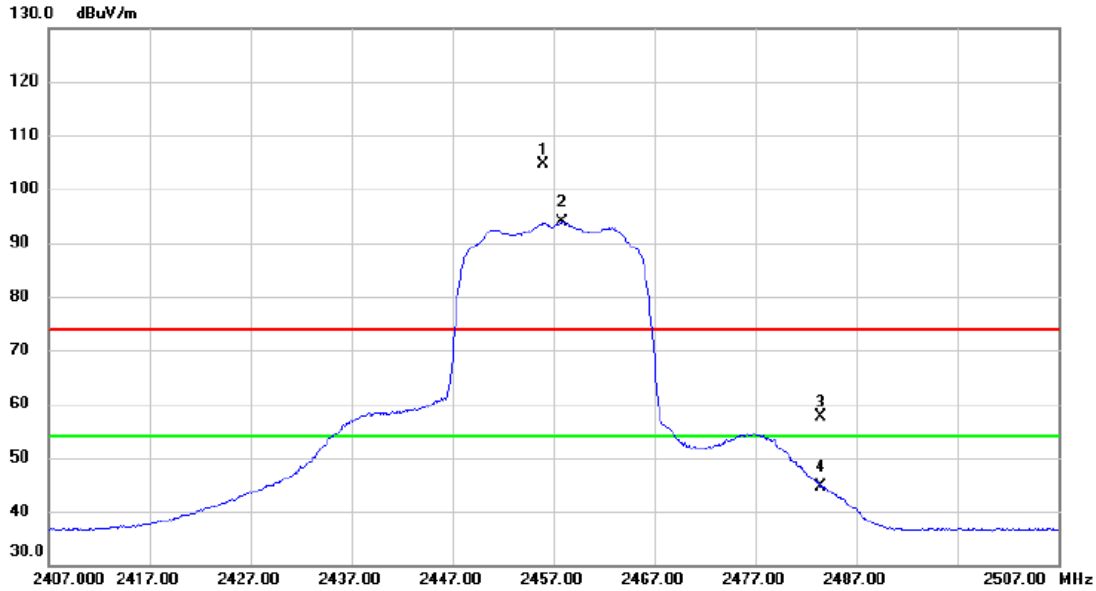

No.	Mk.	Freq.	Reading Level	Correct Factor	Measure-ment	Limit	Margin		
		MHz	dBuV	dB	dBuV/m	dBuV/m	dB	Detector	Comment
1	X	2456.000	95.58	8.97	104.55	74.00	30.55	peak	No Limit
2	*	2457.900	84.98	8.97	93.95	54.00	39.95	AVG	No Limit
3		2483.500	48.58	8.96	57.54	74.00	-16.46	peak	
4		2483.500	35.74	8.96	44.70	54.00	-9.30	AVG	

Orthogonal Axis :	X
Test Mode :	TX N-20M MODE 2457MHz

Vertical

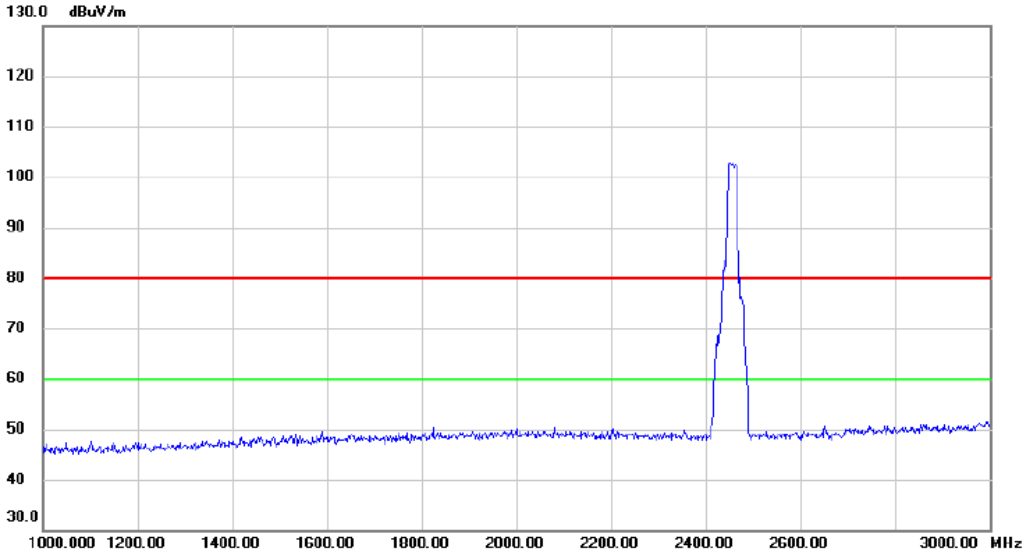

No.	Mk.	Freq.	Reading Level	Correct Factor	Measure-ment	Limit	Margin		
		MHz	dBuV	dB	dBuV/m	dBuV/m	dB	Detector	Comment

Orthogonal Axis :	X
Test Mode :	TX N-20M MODE 2457MHz

Vertical

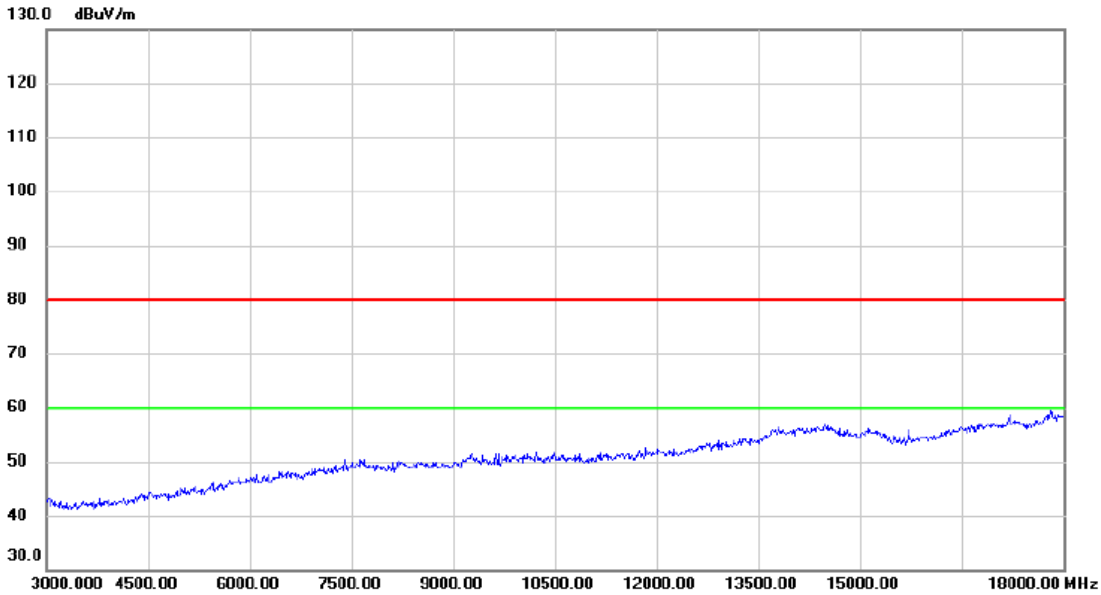

No.	Mk.	Freq.	Reading Level	Correct Factor	Measure-ment	Limit	Margin		
		MHz	dBuV	dB	dBuV/m	dBuV/m	dB	Detector	Comment

Orthogonal Axis :	X
Test Mode :	TX N-20M MODE 2457MHz

Vertical

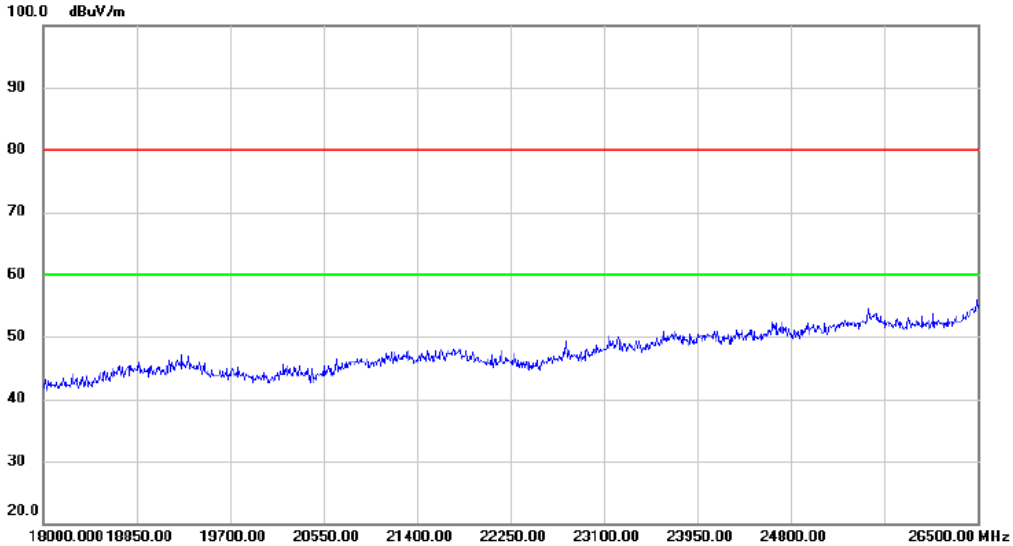

No.	Mk.	Freq.	Reading Level	Correct Factor	Measure-ment	Limit	Margin		
		MHz	dBuV	dB	dBuV/m	dBuV/m	dB	Detector	Comment

Orthogonal Axis :	X
Test Mode :	TX N-20M MODE 2457MHz

Horizontal

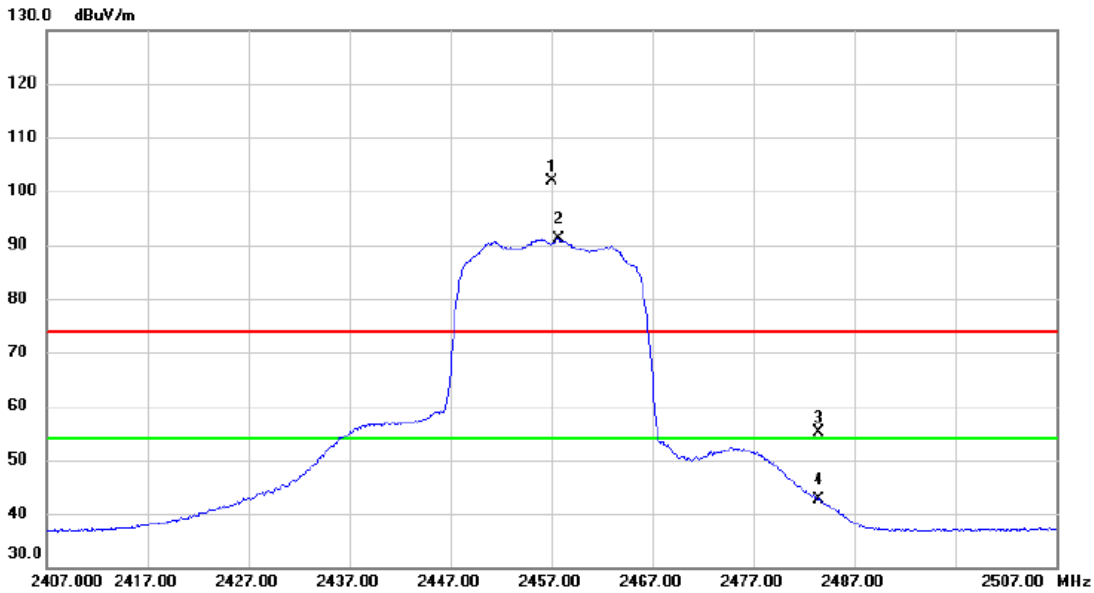

No.	Mk.	Freq.	Reading Level	Correct Factor	Measure-ment	Limit	Margin		
		MHz	dBuV	dB	dBuV/m	dBuV/m	dB	Detector	Comment
1	X	2457.100	92.86	8.97	101.83	74.00	27.83	peak	No Limit
2	*	2457.700	82.16	8.97	91.13	54.00	37.13	AVG	No Limit
3		2483.500	46.23	8.96	55.19	74.00	-18.81	peak	
4		2483.500	33.77	8.96	42.73	54.00	-11.27	AVG	

Orthogonal Axis :	X
Test Mode :	TX N-20M MODE 2457MHz

Horizontal

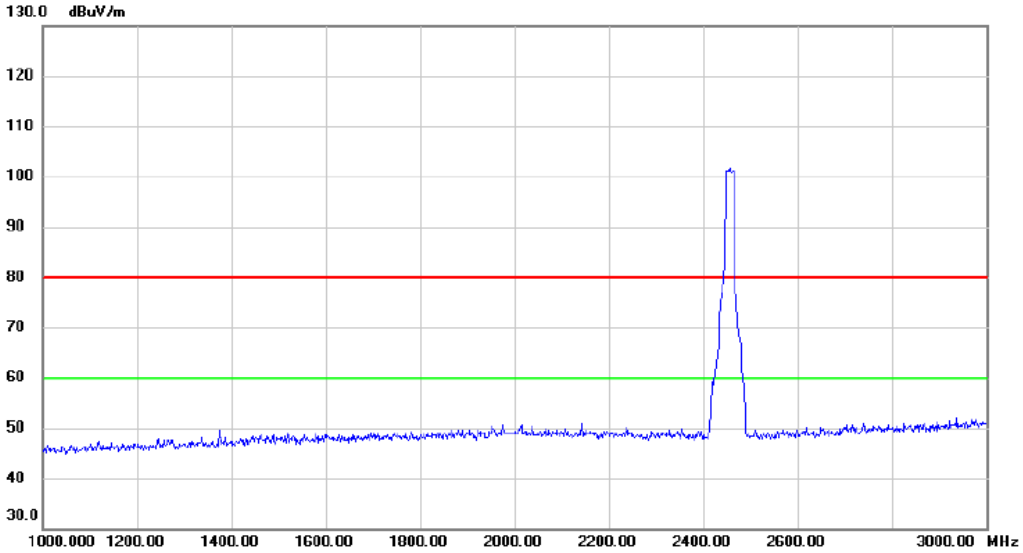

No.	Mk.	Freq.	Reading Level	Correct Factor	Measure-ment	Limit	Margin		
		MHz	dBuV	dB	dBuV/m	dBuV/m	dB	Detector	Comment

Orthogonal Axis :	X
Test Mode :	TX N-20M MODE 2457MHz

Horizontal

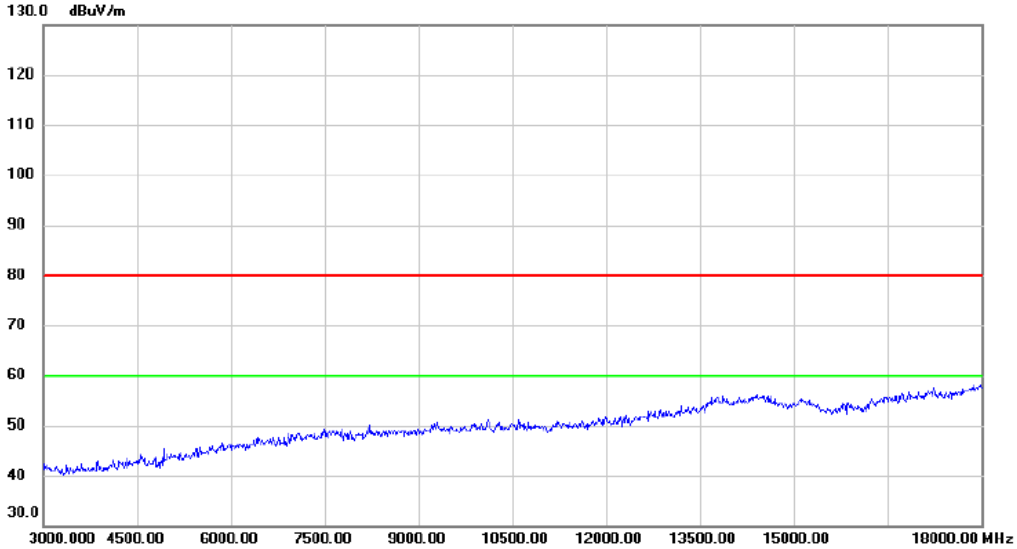

No.	Mk.	Freq.	Reading Level	Correct Factor	Measure-ment	Limit	Margin		
		MHz	dBuV	dB	dBuV/m	dBuV/m	dB	Detector	Comment

Orthogonal Axis :	X
Test Mode :	TX N-20M MODE 2457MHz

Horizontal

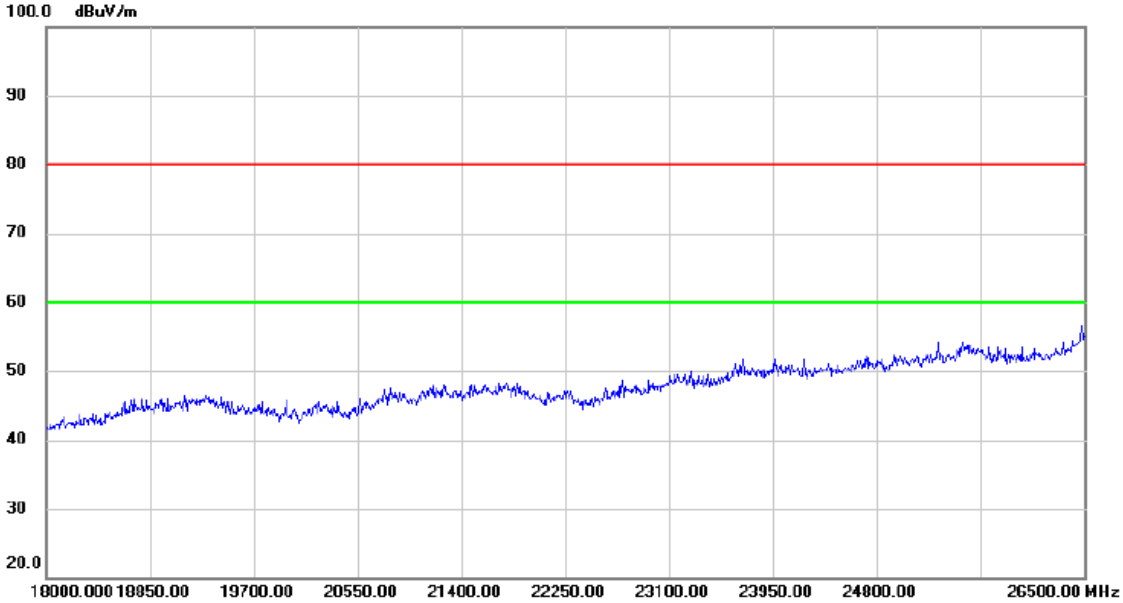

No.	Mk.	Freq.	Reading Level	Correct Factor	Measure-ment	Limit	Margin		
		MHz	dBuV	dB	dBuV/m	dBuV/m	dB	Detector	Comment

Orthogonal Axis :	X
Test Mode :	TX N-20M MODE 2462MHz

Vertical

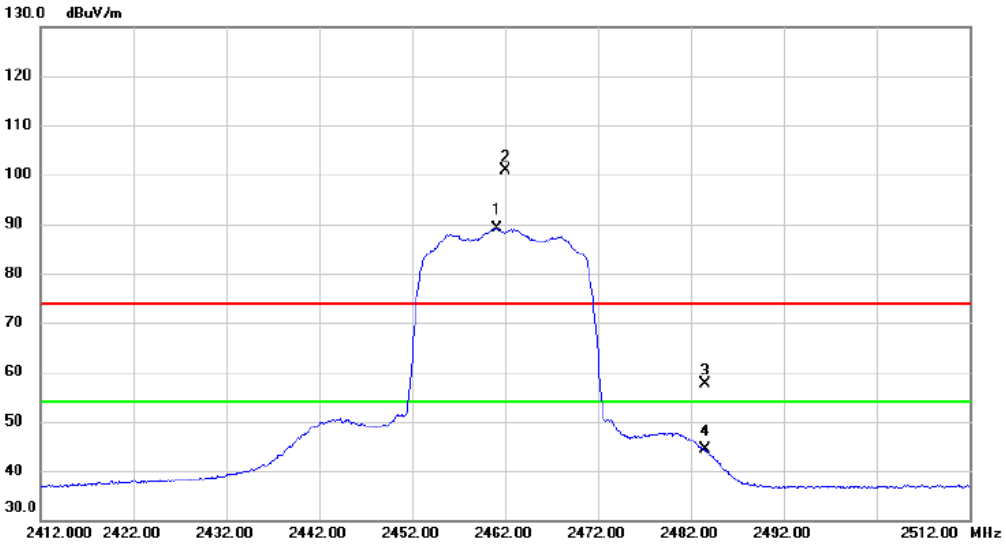

No.	Mk.	Freq.	Reading Level	Correct Factor	Measure-ment	Limit	Margin		
		MHz	dBuV	dB	dBuV/m	dBuV/m	dB	Detector	Comment
1	*	2461.200	80.13	8.97	89.10	54.00	35.10	AVG	No Limit
2	X	2462.000	91.94	8.97	100.91	74.00	26.91	peak	No Limit
3		2483.500	48.63	8.96	57.59	74.00	-16.41	peak	
4		2483.500	35.40	8.96	44.36	54.00	-9.64	AVG	

Orthogonal Axis :	X
Test Mode :	TX N-20M MODE 2462MHz

Vertical

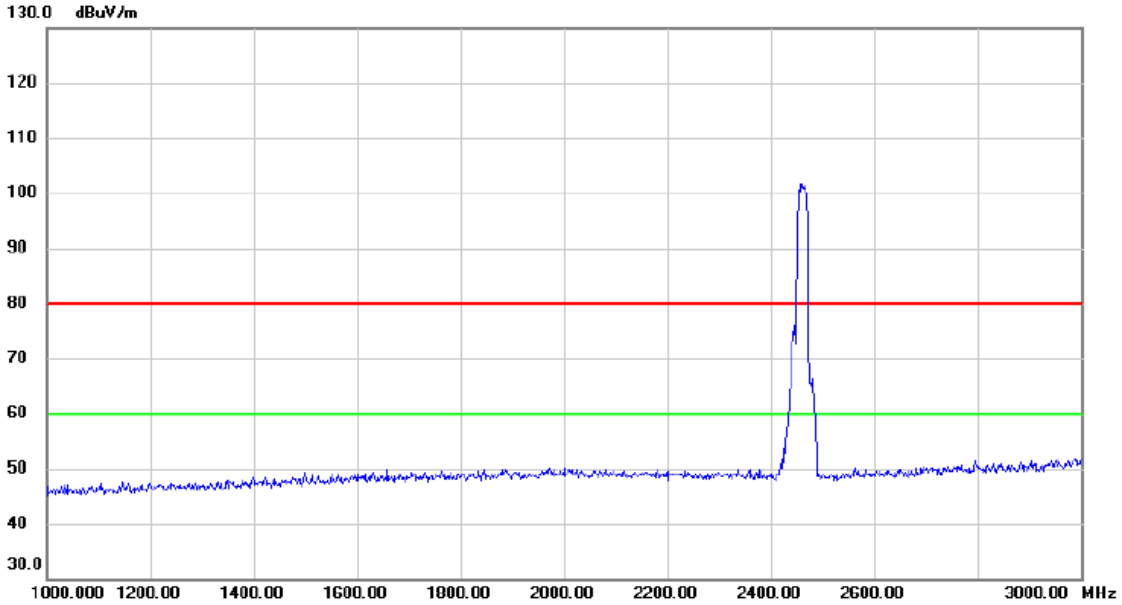

No.	Mk.	Freq.	Reading Level	Correct Factor	Measure-ment	Limit	Margin		
		MHz	dBuV	dB	dBuV/m	dBuV/m	dB	Detector	Comment

Orthogonal Axis :	X
Test Mode :	TX N-20M MODE 2462MHz

Vertical

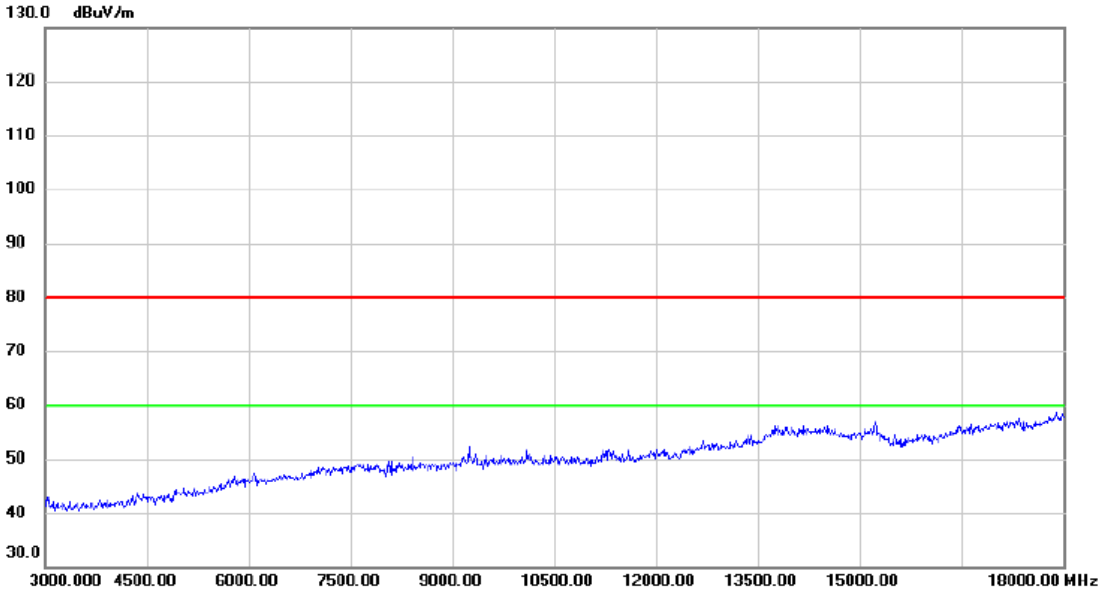

No.	Mk.	Freq.	Reading Level	Correct Factor	Measure-ment	Limit	Margin		
		MHz	dBuV	dB	dBuV/m	dBuV/m	dB	Detector	Comment

Orthogonal Axis :	X
Test Mode :	TX N-20M MODE 2462MHz

Vertical

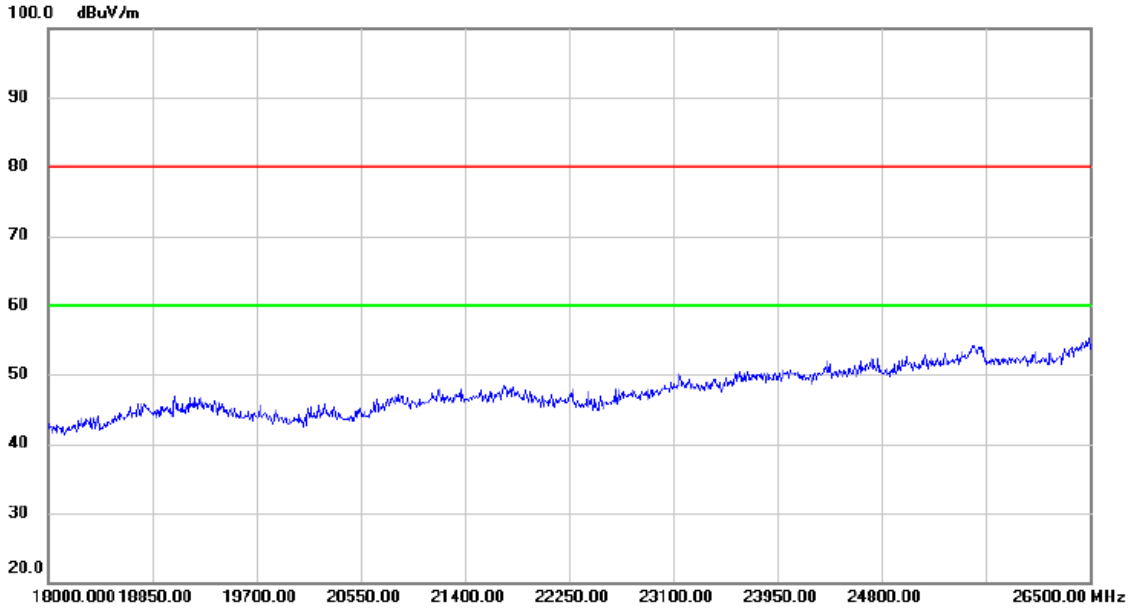

No.	Mk.	Freq.	Reading Level	Correct Factor	Measure-ment	Limit	Margin		
		MHz	dBuV	dB	dBuV/m	dBuV/m	dB	Detector	Comment

Orthogonal Axis :	X
Test Mode :	TX N-20M MODE 2462MHz

Horizontal

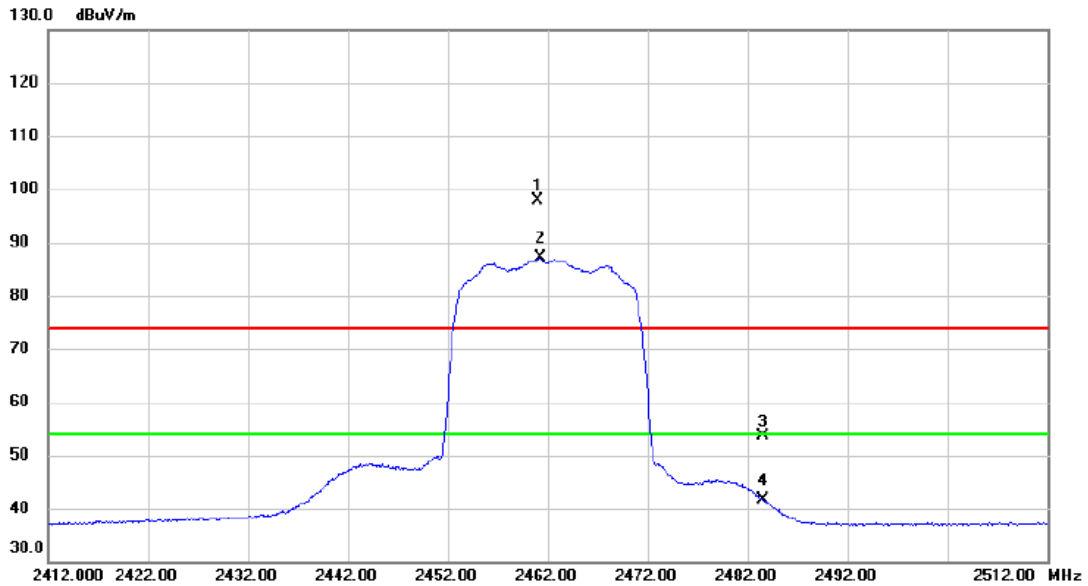

No.	Mk.	Freq.	Reading Level	Correct Factor	Measure-ment	Limit	Margin		
		MHz	dBuV	dB	dBuV/m	dBuV/m	dB	Detector	Comment
1	X	2461.000	89.00	8.97	97.97	74.00	23.97	peak	No Limit
2	*	2461.300	78.19	8.97	87.16	54.00	33.16	AVG	No Limit
3		2483.500	44.69	8.96	53.65	74.00	-20.35	peak	
4		2483.500	32.70	8.96	41.66	54.00	-12.34	AVG	

Orthogonal Axis :	X
Test Mode :	TX N-20M MODE 2462MHz

Horizontal

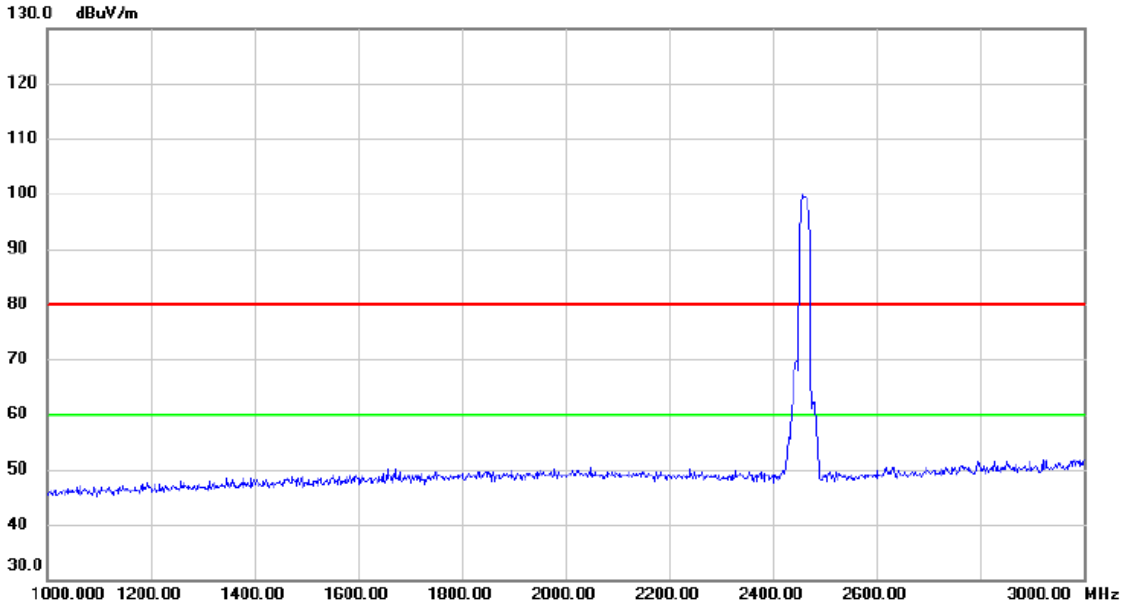

No.	Mk.	Freq.	Reading Level	Correct Factor	Measure-ment	Limit	Margin		
		MHz	dBuV	dB	dBuV/m	dBuV/m	dB	Detector	Comment

Orthogonal Axis :	X
Test Mode :	TX N-20M MODE 2462MHz

Horizontal

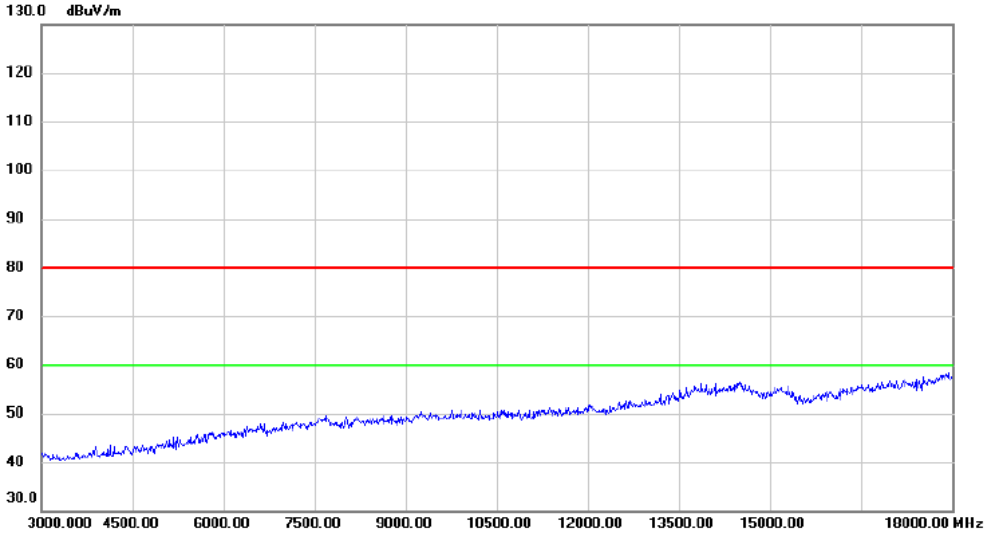

No.	Mk.	Freq.	Reading Level	Correct Factor	Measure-ment	Limit	Margin		
		MHz	dBuV	dB	dBuV/m	dBuV/m	dB	Detector	Comment

Orthogonal Axis :	X
Test Mode :	TX N-20M MODE 2462MHz

Horizontal

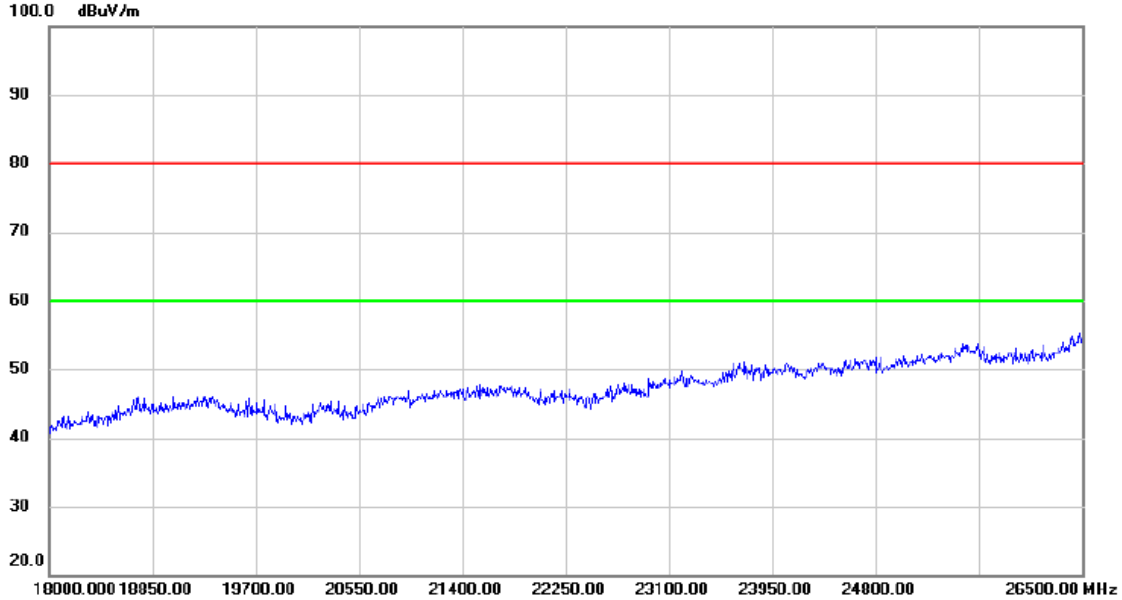

No.	Mk.	Freq.	Reading Level	Correct Factor	Measure-ment	Limit	Margin		
		MHz	dBuV	dB	dBuV/m	dBuV/m	dB	Detector	Comment

Orthogonal Axis :	X
Test Mode :	TX N-40M MODE 2442MHz

Vertical

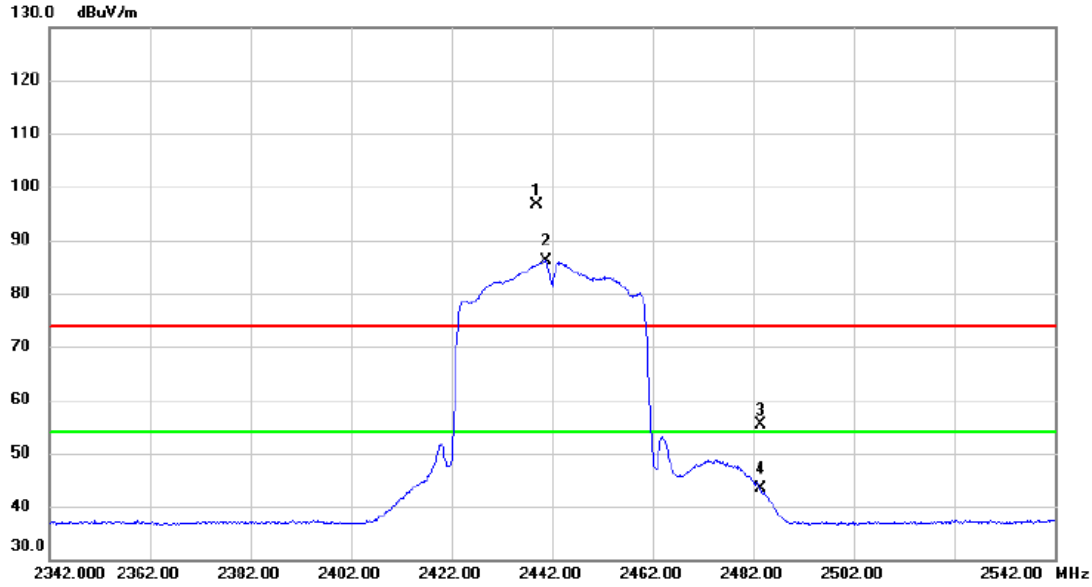

No.	Mk.	Freq.	Reading Level	Correct Factor	Measure-ment	Limit	Margin		
		MHz	dBuV	dB	dBuV/m	dBuV/m	dB	Detector	Comment
1	X	2439.000	87.65	8.99	96.64	74.00	22.64	peak	No Limit
2	*	2440.800	77.05	8.98	86.03	54.00	32.03	AVG	No Limit
3		2483.500	46.37	8.96	55.33	74.00	-18.67	peak	
4		2483.500	34.33	8.96	43.29	54.00	-10.71	AVG	

Orthogonal Axis :	X
Test Mode :	TX N-40M MODE 2442MHz

Vertical

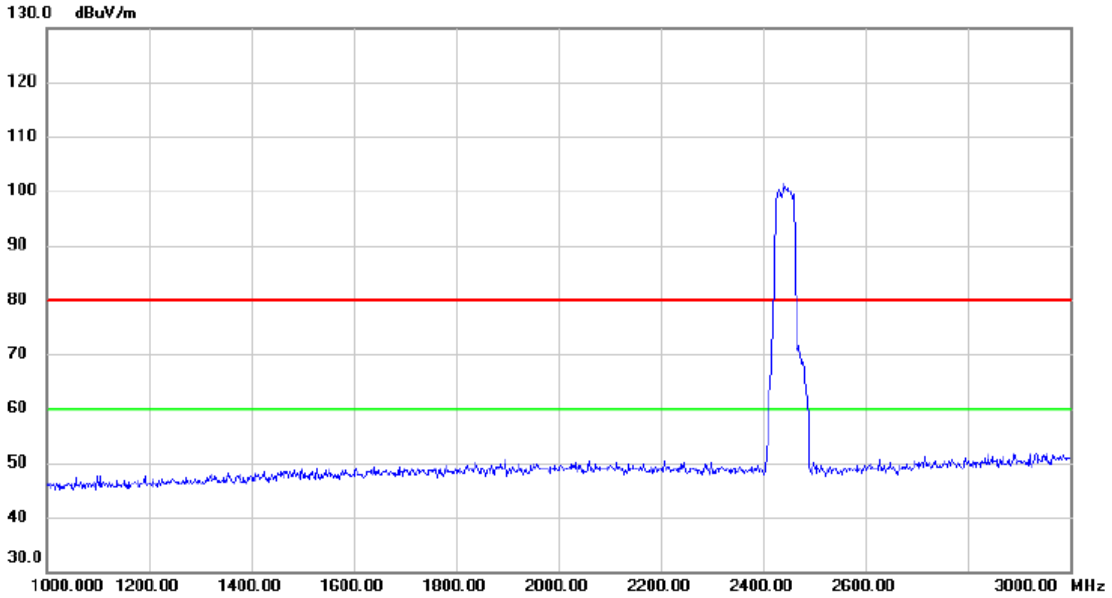

No.	Mk.	Freq.	Reading Level	Correct Factor	Measure-ment	Limit	Margin		
		MHz	dBuV	dB	dBuV/m	dBuV/m	dB	Detector	Comment

Orthogonal Axis :	X
Test Mode :	TX N-40M MODE 2442MHz

Vertical

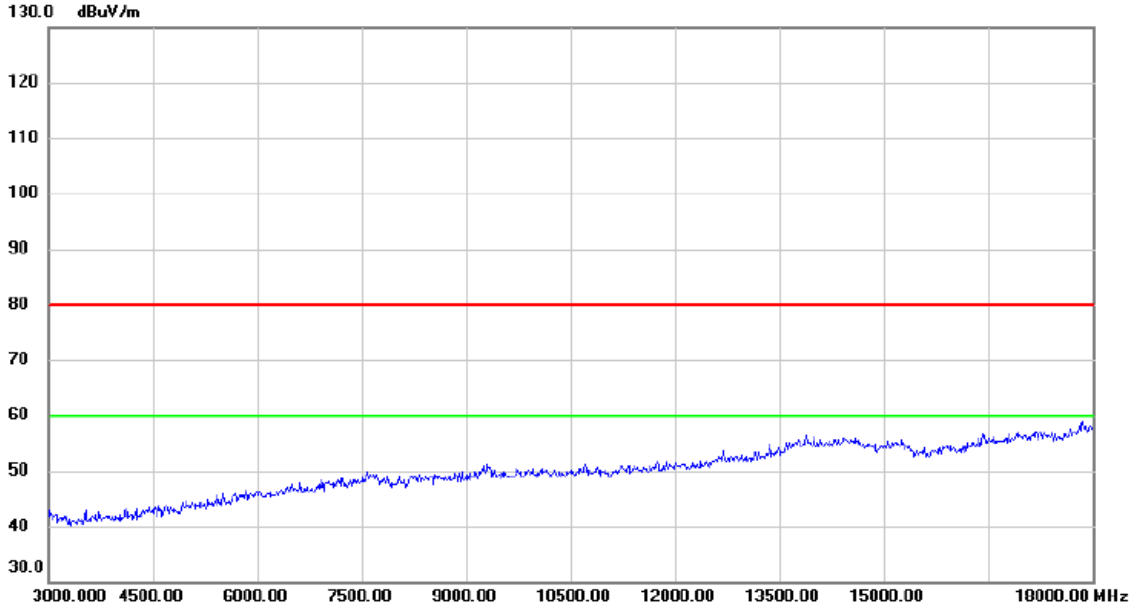

No.	Mk.	Freq.	Reading Level	Correct Factor	Measure-ment	Limit	Margin		
		MHz	dBuV	dB	dBuV/m	dBuV/m	dB	Detector	Comment

Orthogonal Axis :	X
Test Mode :	TX N-40M MODE 2442MHz

Vertical

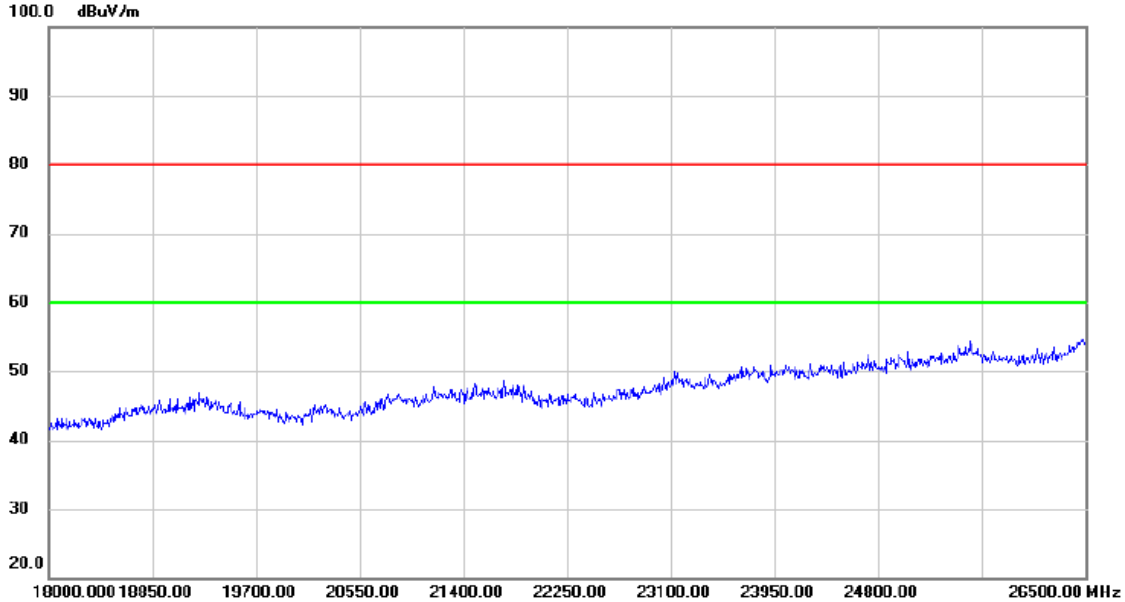

No.	Mk.	Freq.	Reading Level	Correct Factor	Measure-ment	Limit	Margin		
		MHz	dBuV	dB	dBuV/m	dBuV/m	dB	Detector	Comment

Orthogonal Axis :	X
Test Mode :	TX N-40M MODE 2442MHz

Horizontal

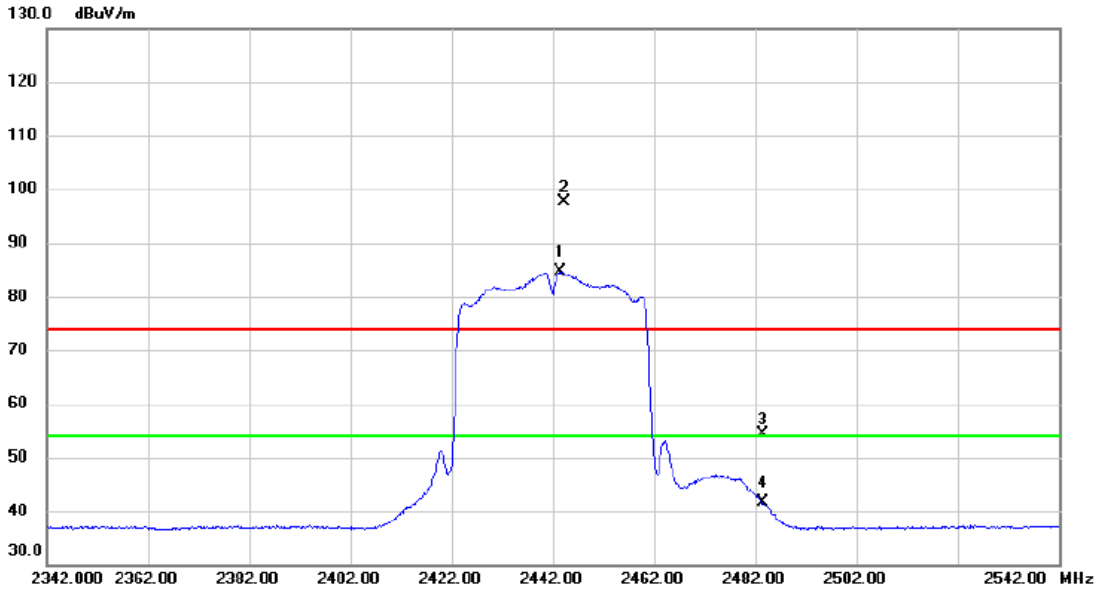

No.	Mk.	Freq.	Reading Level	Correct Factor	Measure-ment	Limit	Margin		
		MHz	dBuV	dB	dBuV/m	dBuV/m	dB	Detector	Comment
1	*	2443.600	75.60	8.99	84.59	54.00	30.59	AVG	No Limit
2	X	2444.200	88.57	8.99	97.56	74.00	23.56	peak	No Limit
3		2483.500	45.30	8.96	54.26	74.00	-19.74	peak	
4		2483.500	32.58	8.96	41.54	54.00	-12.46	AVG	

Orthogonal Axis :	X
Test Mode :	TX N-40M MODE 2442MHz

Horizontal

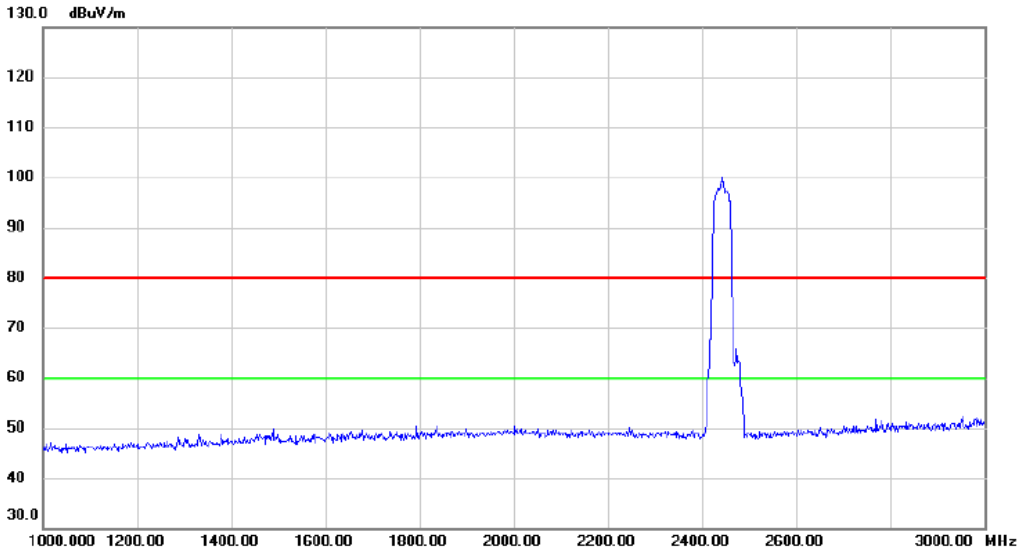

No.	Mk.	Freq.	Reading Level	Correct Factor	Measure-ment	Limit	Margin		
		MHz	dBuV	dB	dBuV/m	dBuV/m	dB	Detector	Comment

Orthogonal Axis :	X
Test Mode :	TX N-40M MODE 2442MHz

Horizontal

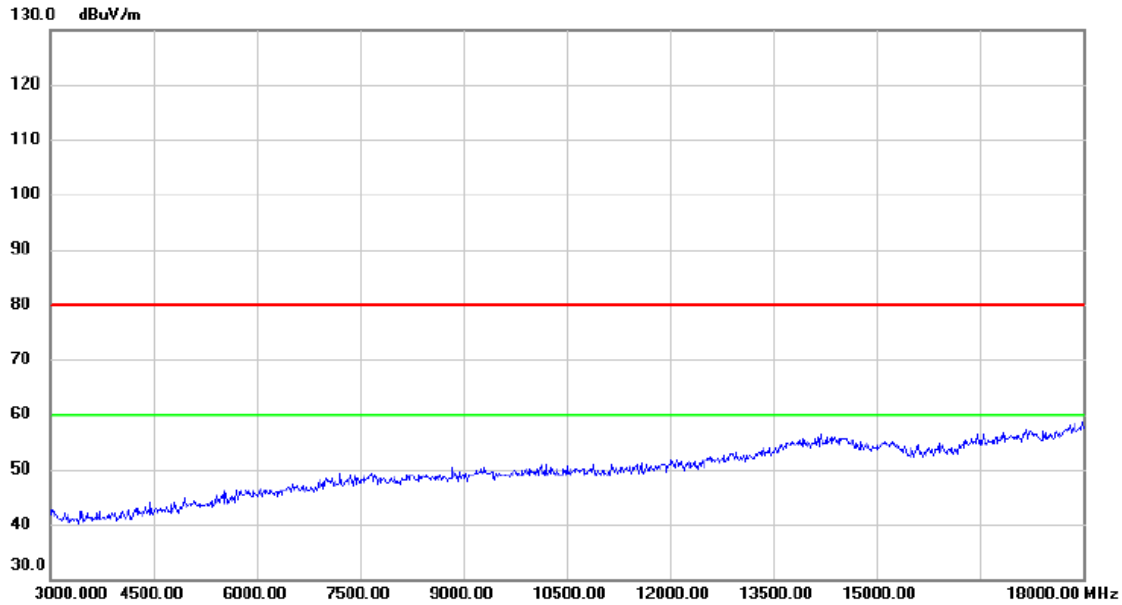

No.	Mk.	Freq.	Reading Level	Correct Factor	Measure-ment	Limit	Margin		
		MHz	dBuV	dB	dBuV/m	dBuV/m	dB	Detector	Comment

Orthogonal Axis :	X
Test Mode :	TX N-40M MODE 2442MHz

Horizontal

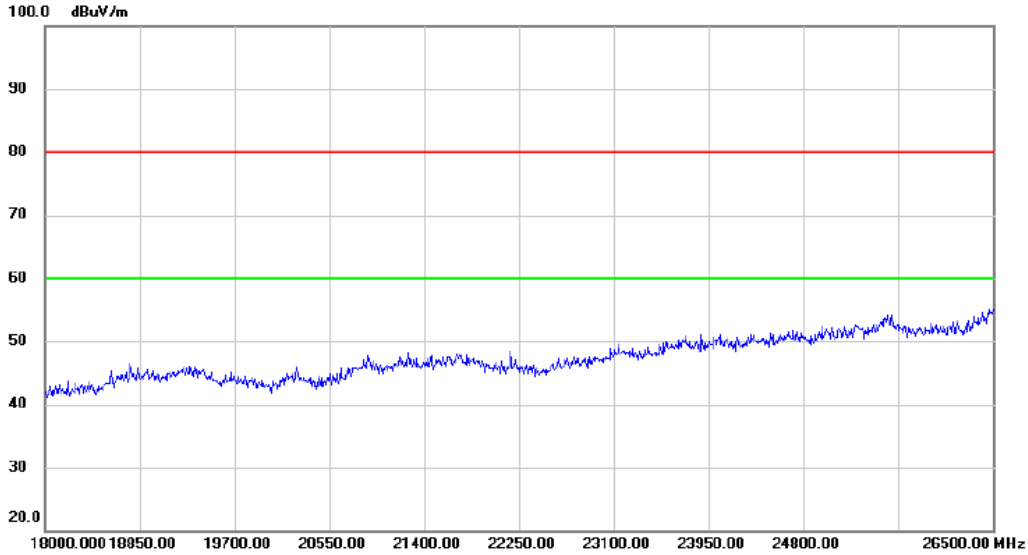

No.	Mk.	Freq.	Reading Level	Correct Factor	Measure-ment	Limit	Margin		
		MHz	dBuV	dB	dBuV/m	dBuV/m	dB	Detector	Comment

Orthogonal Axis :	X
Test Mode :	TX N-40M MODE 2447MHz

Vertical

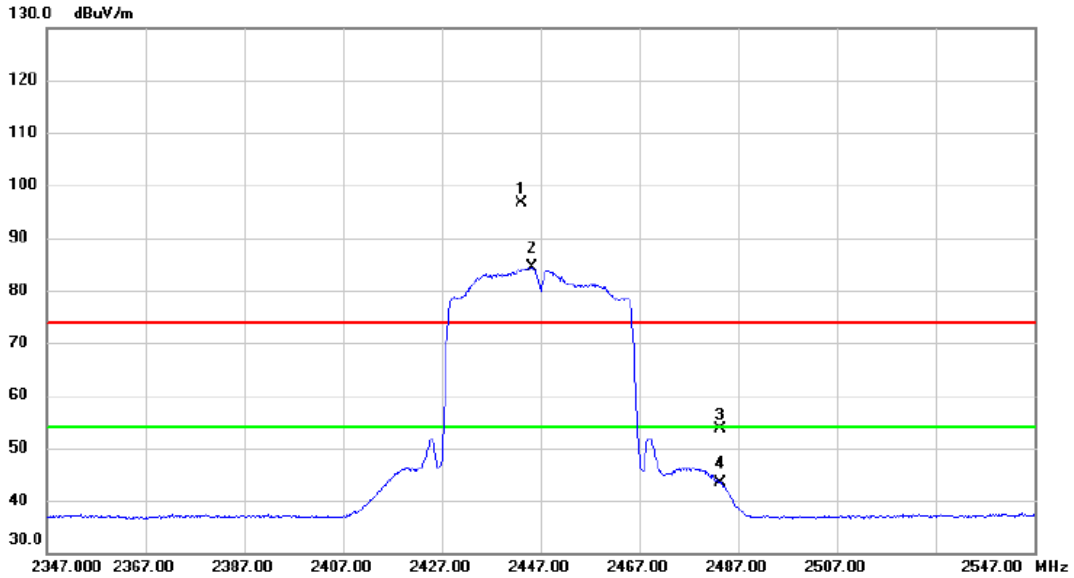

No.	Mk.	Freq.	Reading Level	Correct Factor	Measure-ment	Limit	Margin		
		MHz	dBuV	dB	dBuV/m	dBuV/m	dB	Detector	Comment
1	X	2443.000	87.69	8.99	96.68	74.00	22.68	peak	No Limit
2	*	2445.200	75.49	8.99	84.48	54.00	30.48	AVG	No Limit
3		2483.500	44.73	8.96	53.69	74.00	-20.31	peak	
4		2483.500	34.34	8.96	43.30	54.00	-10.70	AVG	

Orthogonal Axis :	X
Test Mode :	TX N-40M MODE 2447MHz

Vertical

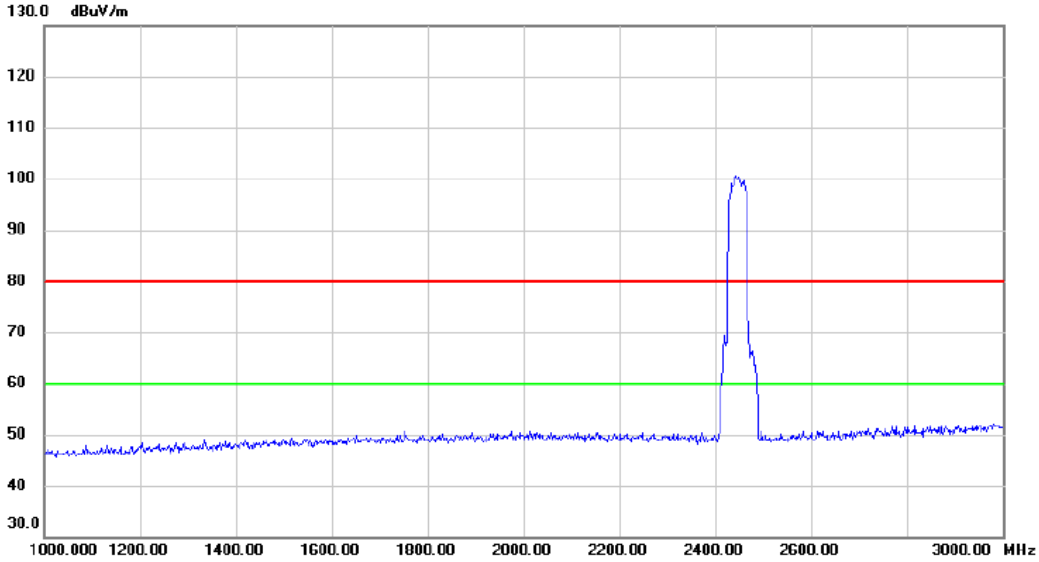

No.	Mk.	Freq.	Reading Level	Correct Factor	Measure-ment	Limit	Margin		
		MHz	dBuV	dB	dBuV/m	dBuV/m	dB	Detector	Comment

Orthogonal Axis :	X
Test Mode :	TX N-40M MODE 2447MHz

Vertical

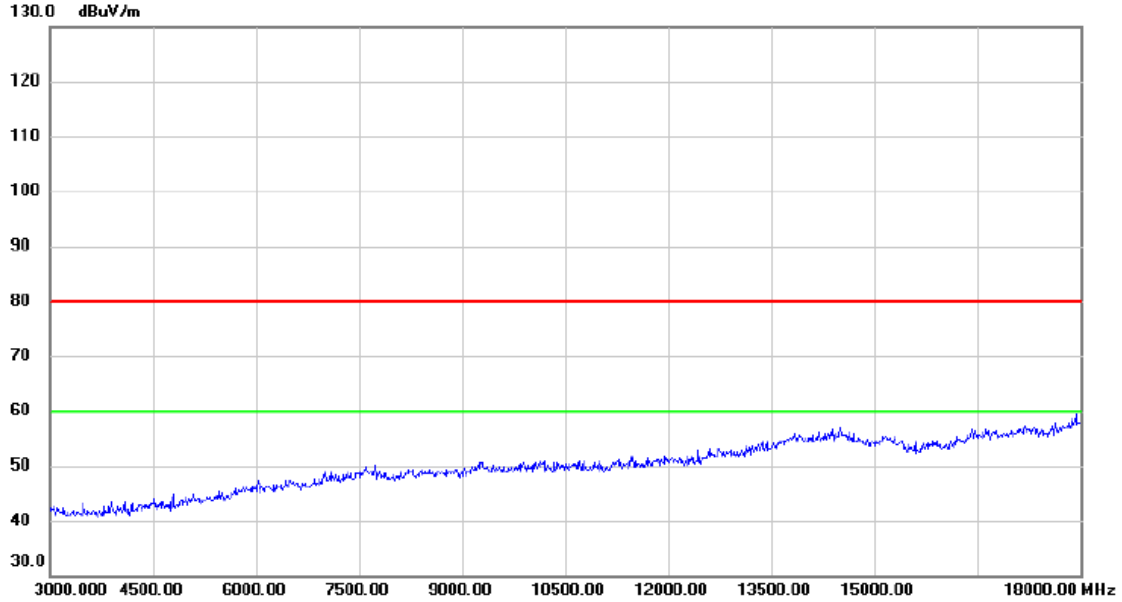

No.	Mk.	Freq.	Reading Level	Correct Factor	Measure-ment	Limit	Margin		
		MHz	dBuV	dB	dBuV/m	dBuV/m	dB	Detector	Comment

Orthogonal Axis :	X
Test Mode :	TX N-40M MODE 2447MHz

Vertical

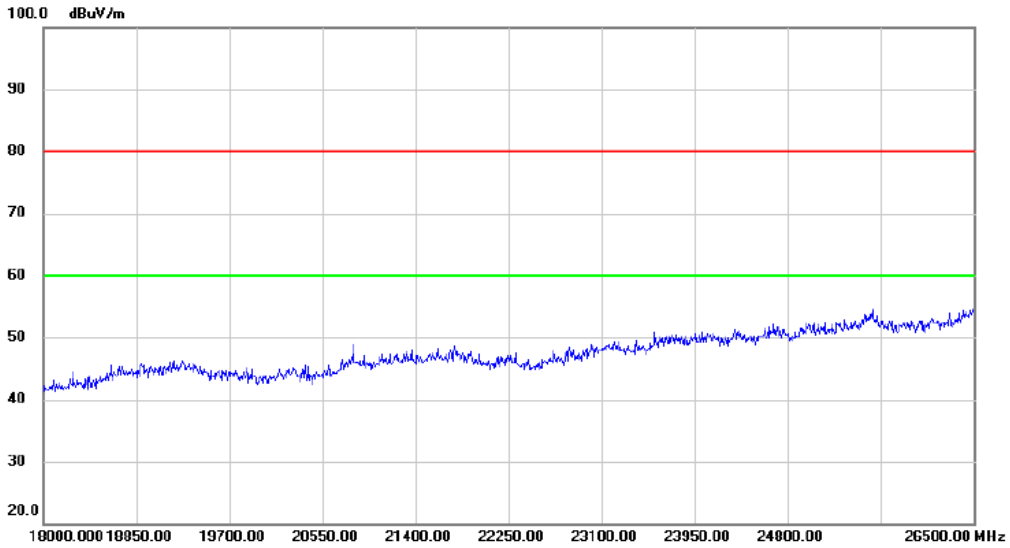

No.	Mk.	Freq.	Reading Level	Correct Factor	Measure-ment	Limit	Margin		
		MHz	dBuV	dB	dBuV/m	dBuV/m	dB	Detector	Comment

Orthogonal Axis :	X
Test Mode :	TX N-40M MODE 2447MHz

Horizontal

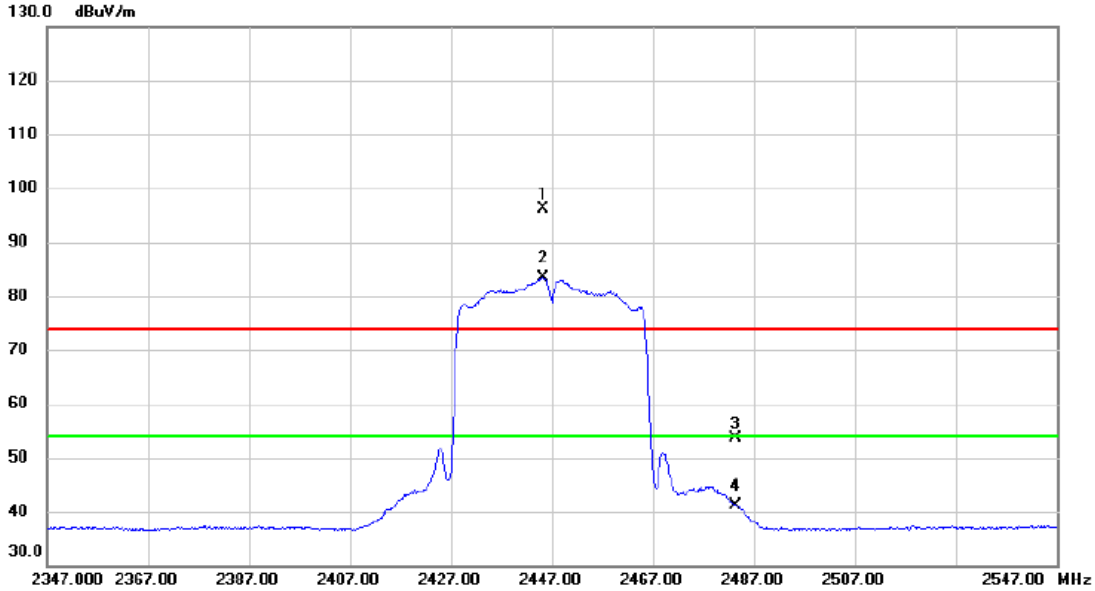

No.	Mk.	Freq.	Reading Level	Correct Factor	Measure-ment	Limit	Margin		
		MHz	dBuV	dB	dBuV/m	dBuV/m	dB	Detector	Comment
1	X	2445.200	87.06	8.99	96.05	74.00	22.05	peak	No Limit
2	*	2445.200	74.38	8.99	83.37	54.00	29.37	AVG	No Limit
3		2483.500	44.68	8.96	53.64	74.00	-20.36	peak	
4		2483.500	32.21	8.96	41.17	54.00	-12.83	AVG	

Orthogonal Axis :	X
Test Mode :	TX N-40M MODE 2447MHz

Horizontal

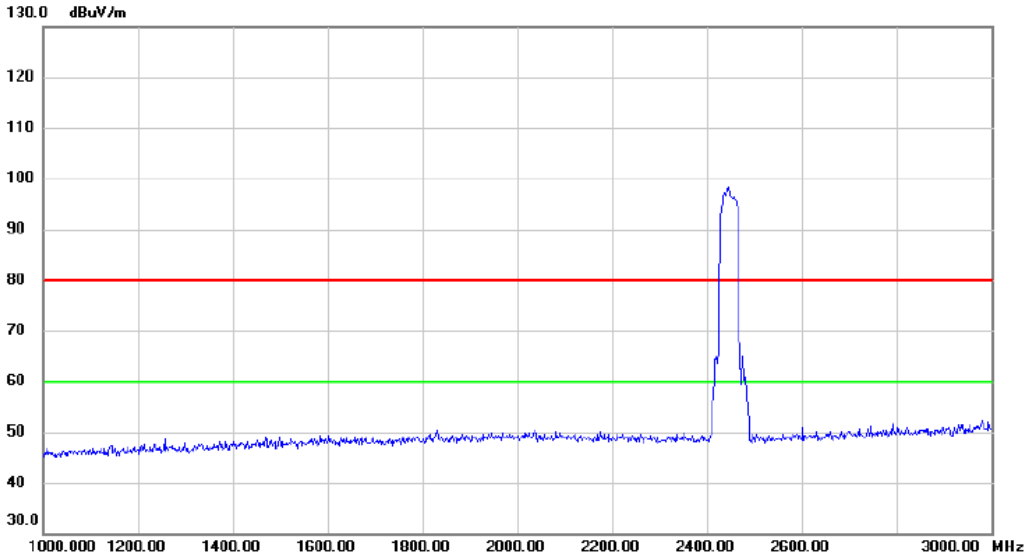

No.	Mk.	Freq.	Reading Level	Correct Factor	Measure-ment	Limit	Margin		
		MHz	dBuV	dB	dBuV/m	dBuV/m	dB	Detector	Comment

Orthogonal Axis :	X
Test Mode :	TX N-40M MODE 2447MHz

Horizontal

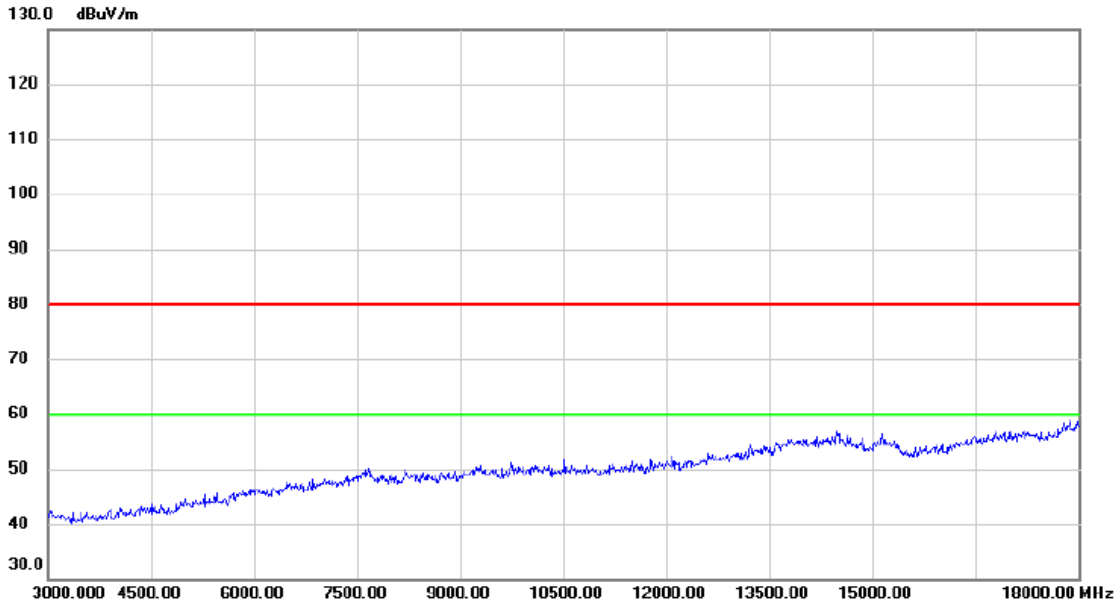

No.	Mk.	Freq.	Reading Level	Correct Factor	Measure-ment	Limit	Margin		
		MHz	dBuV	dB	dBuV/m	dBuV/m	dB	Detector	Comment

Orthogonal Axis :	X
Test Mode :	TX N-40M MODE 2447MHz

Horizontal

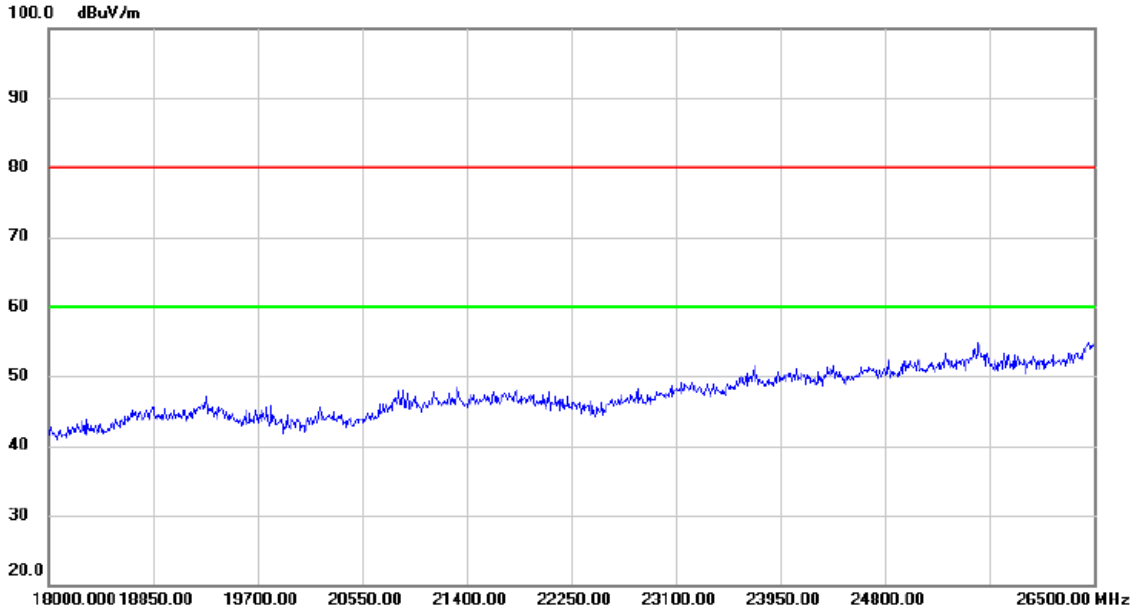

No.	Mk.	Freq.	Reading Level	Correct Factor	Measure-ment	Limit	Margin		
		MHz	dBuV	dB	dBuV/m	dBuV/m	dB	Detector	Comment

Orthogonal Axis :	X
Test Mode :	TX N-40M MODE 2452MHz

Vertical

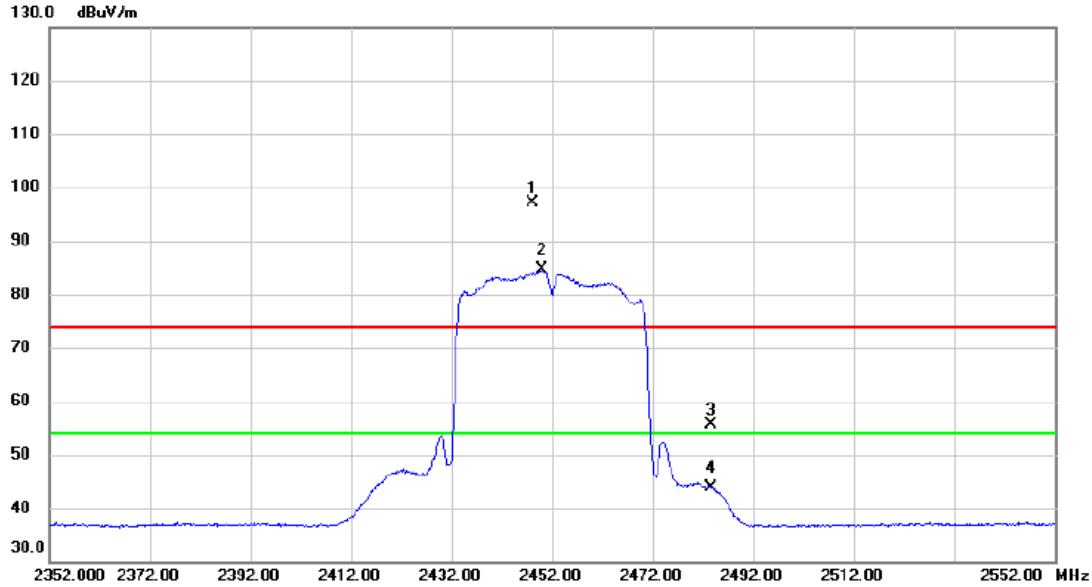

No.	Mk.	Freq.	Reading Level	Correct Factor	Measure-ment	Limit	Margin		
		MHz	dBuV	dB	dBuV/m	dBuV/m	dB	Detector	Comment
1	X	2448.000	88.12	8.98	97.10	74.00	23.10	peak	No Limit
2	*	2450.000	75.74	8.98	84.72	54.00	30.72	AVG	No Limit
3		2483.500	46.70	8.96	55.66	74.00	-18.34	peak	
4		2483.500	34.81	8.96	43.77	54.00	-10.23	AVG	

Orthogonal Axis :	X
Test Mode :	TX N-40M MODE 2452MHz

Vertical

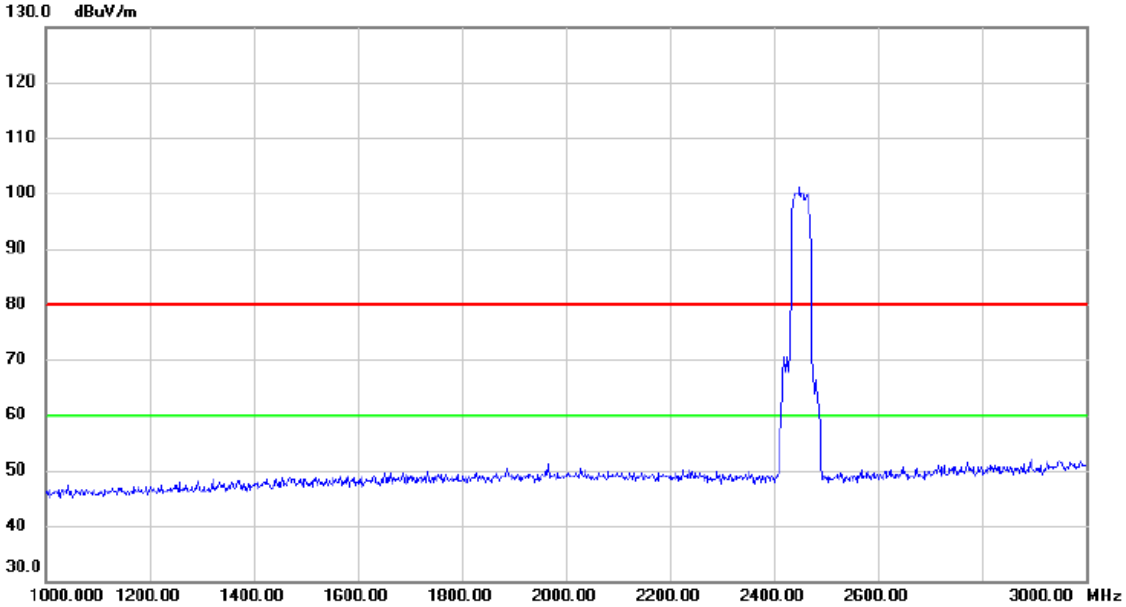

No.	Mk.	Freq.	Reading Level	Correct Factor	Measure-ment	Limit	Margin		
		MHz	dBuV	dB	dBuV/m	dBuV/m	dB	Detector	Comment

Orthogonal Axis :	X
Test Mode :	TX N-40M MODE 2452MHz

Vertical

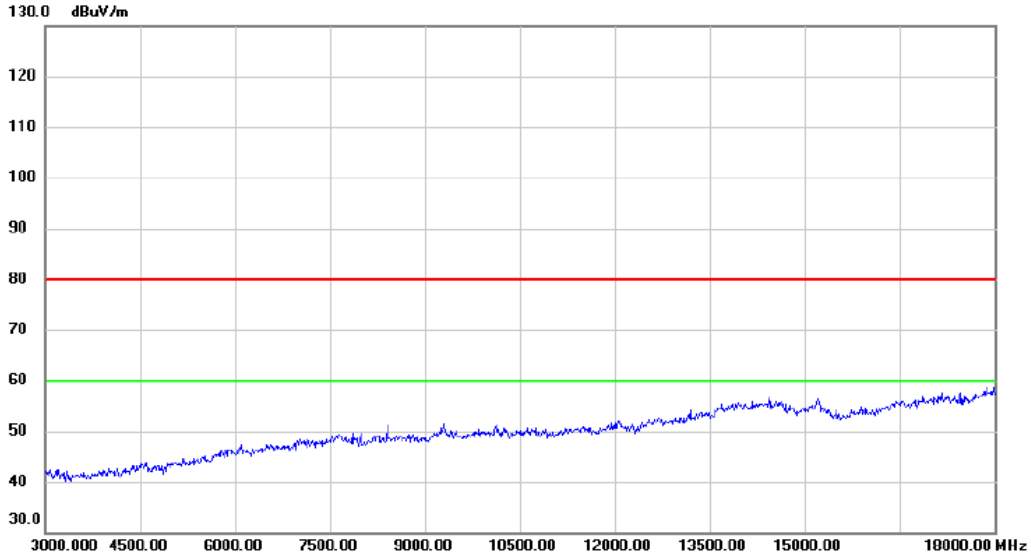

No.	Mk.	Freq.	Reading Level	Correct Factor	Measure-ment	Limit	Margin		
		MHz	dBuV	dB	dBuV/m	dBuV/m	dB	Detector	Comment

Orthogonal Axis :	X
Test Mode :	TX N-40M MODE 2452MHz

Vertical

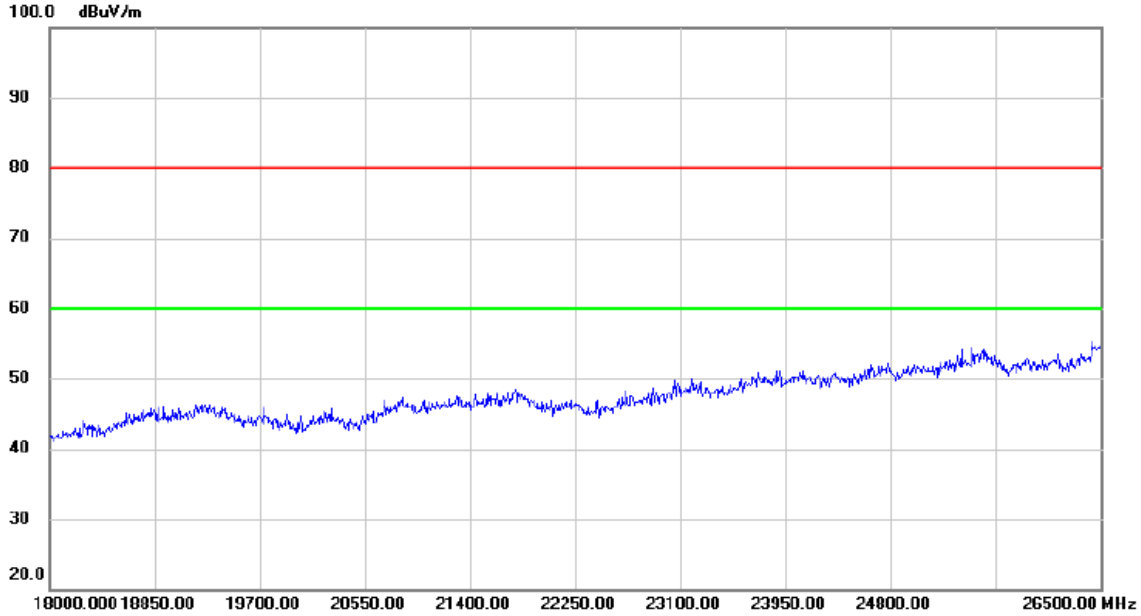

No.	Mk.	Freq.	Reading Level	Correct Factor	Measure-ment	Limit	Margin		
		MHz	dBuV	dB	dBuV/m	dBuV/m	dB	Detector	Comment

Orthogonal Axis :	X
Test Mode :	TX N-40M MODE 2452MHz

Horizontal

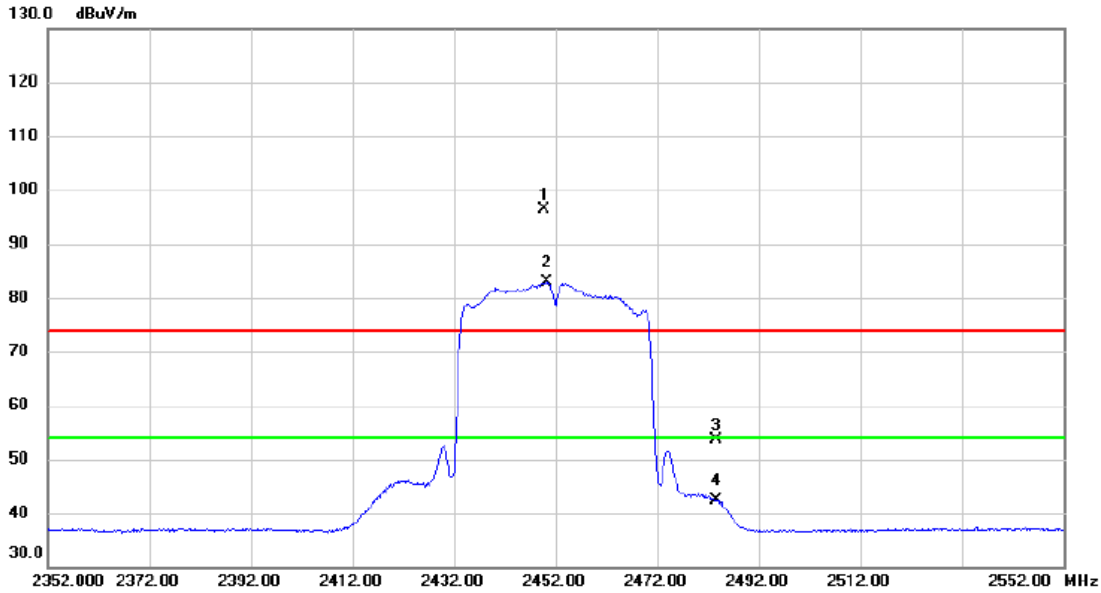

No.	Mk.	Freq.	Reading Level	Correct Factor	Measure-ment	Limit	Margin		
		MHz	dBuV	dB	dBuV/m	dBuV/m	dB	Detector	Comment
1	X	2449.800	87.30	8.98	96.28	74.00	22.28	peak	No Limit
2	*	2450.200	73.99	8.98	82.97	54.00	28.97	AVG	No Limit
3		2483.500	44.59	8.96	53.55	74.00	-20.45	peak	
4		2483.500	33.38	8.96	42.34	54.00	-11.66	AVG	

Orthogonal Axis :	X
Test Mode :	TX N-40M MODE 2452MHz

Horizontal

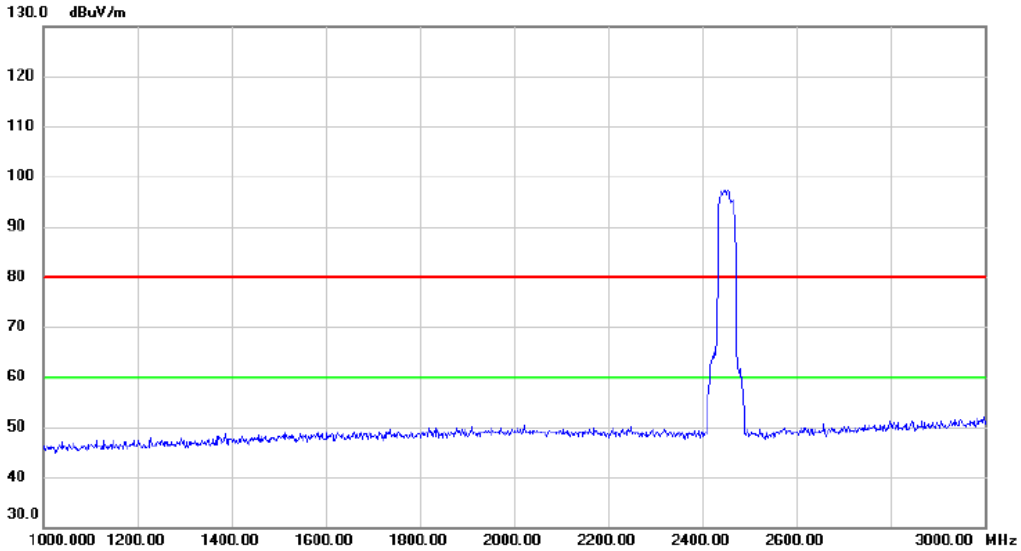

No.	Mk.	Freq.	Reading Level	Correct Factor	Measure-ment	Limit	Margin		
		MHz	dBuV	dB	dBuV/m	dBuV/m	dB	Detector	Comment

Orthogonal Axis :	X
Test Mode :	TX N-40M MODE 2452MHz

Horizontal

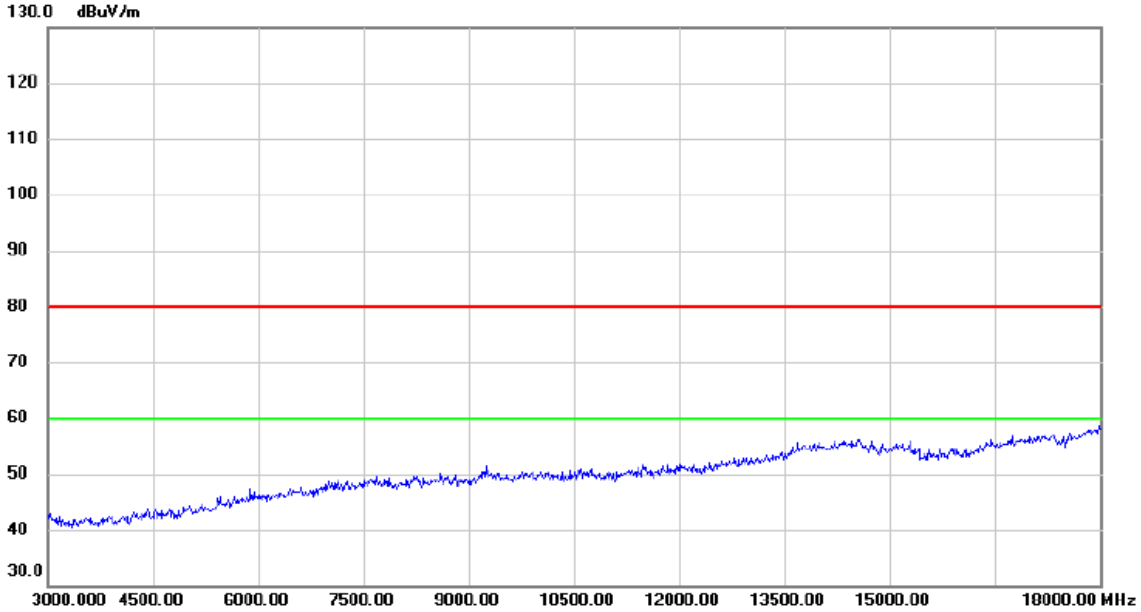

No.	Mk.	Freq.	Reading Level	Correct Factor	Measure-ment	Limit	Margin		
		MHz	dBuV	dB	dBuV/m	dBuV/m	dB	Detector	Comment

Orthogonal Axis :	X
Test Mode :	TX N-40M MODE 2452MHz

Horizontal

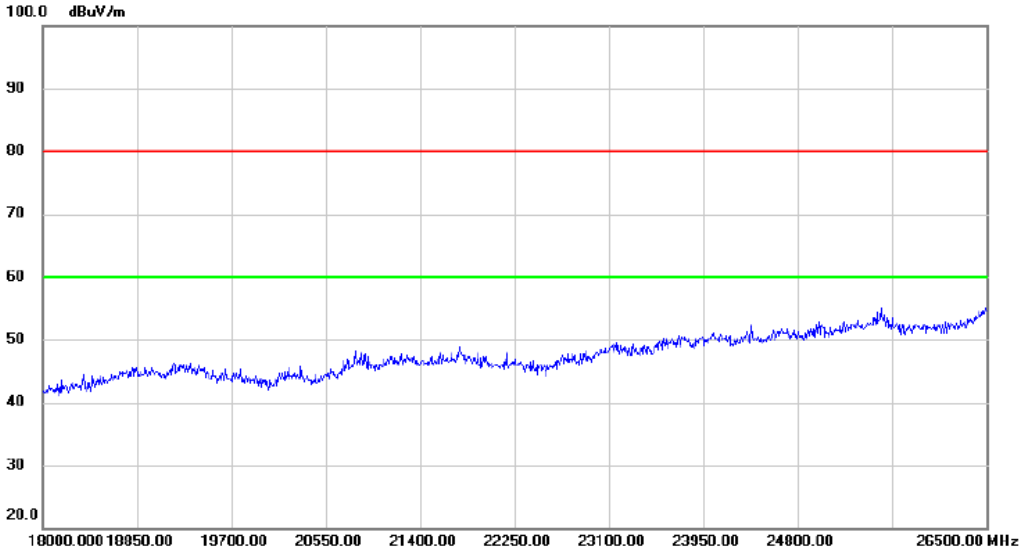

No.	Mk.	Freq.	Reading Level	Correct Factor	Measure-ment	Limit	Margin		
		MHz	dBuV	dB	dBuV/m	dBuV/m	dB	Detector	Comment

APPENDIX E - BANDWIDTH

ANT 0

Test Mode : TX B Mode_CH05/08/11

Frequency (MHz)	6dB Bandwidth (MHz)	99% Occupied BW (MHz)	Min. Limit (kHz)	Test Result
2432	8.04	10.12	500	Complies
2447	8.08	10.08	500	Complies
2462	8.60	10.12	500	Complies

TX CH05

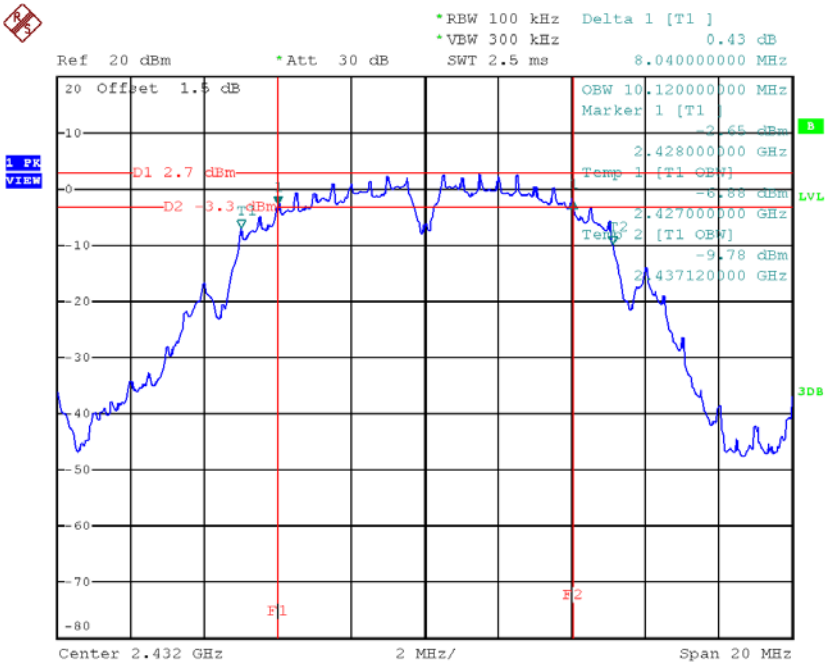

Date: 2.JUN.2018 16:49:01

TX CH08

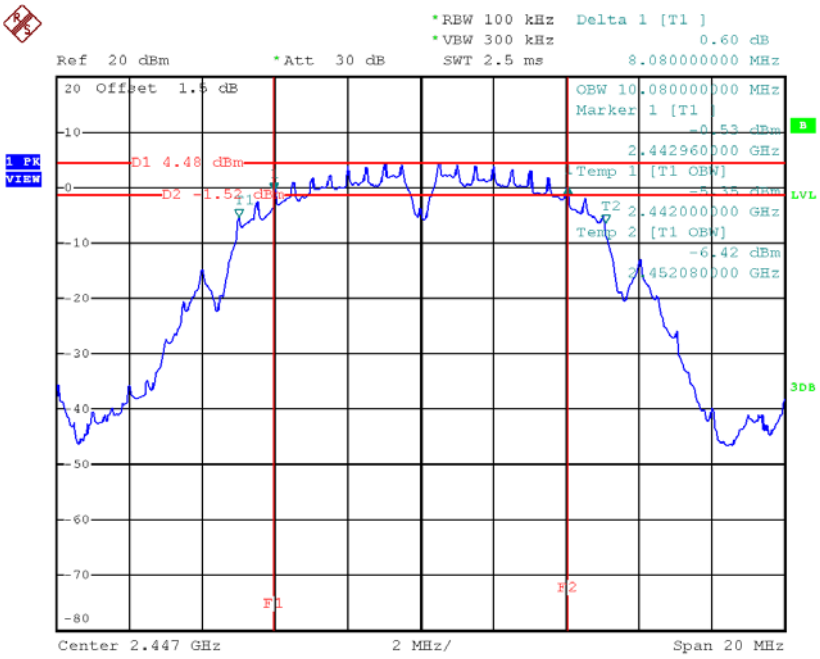

Date: 2.JUN.2018 16:51:48

TX CH11

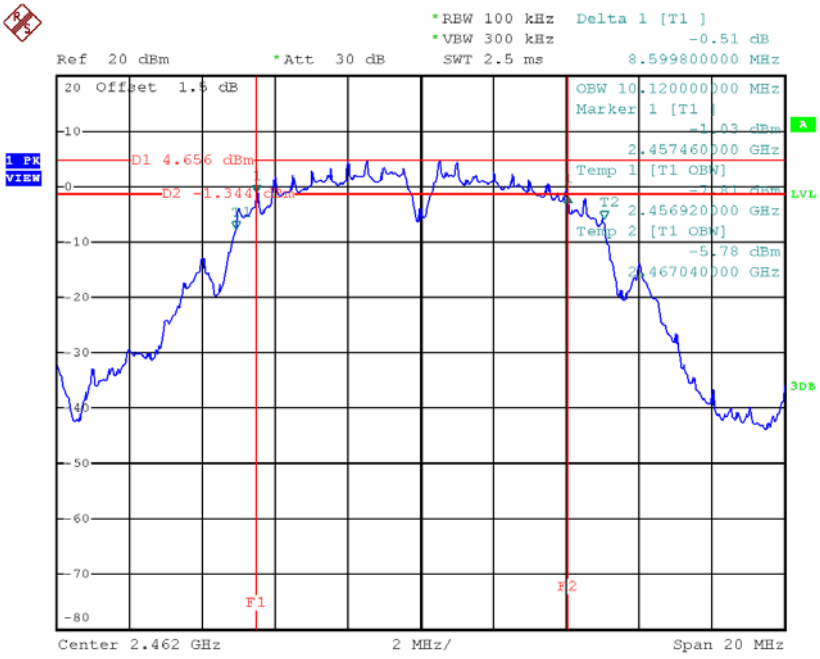

Date: 2.JUN.2018 16:55:42

Test Mode: TX G Mode_ CH05/08/11				
Frequency (MHz)	6dB Bandwidth (MHz)	99% Occupied BW (MHz)	Min. Limit (kHz)	Test Result
2432	15.04	16.32	500	Complies
2447	13.80	16.28	500	Complies
2462	15.12	16.36	500	Complies

TX CH05

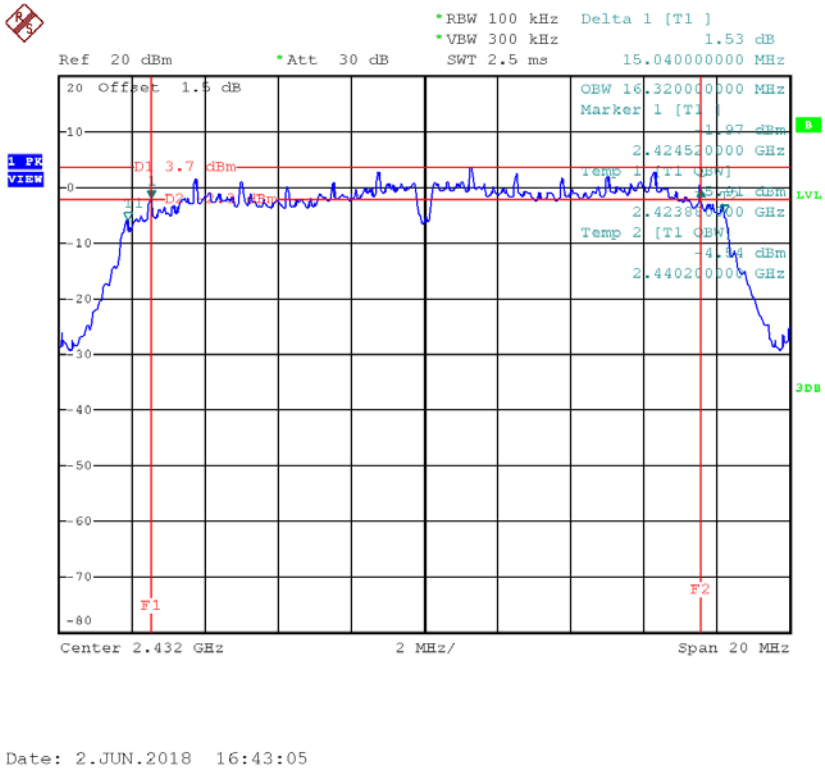

TX CH08

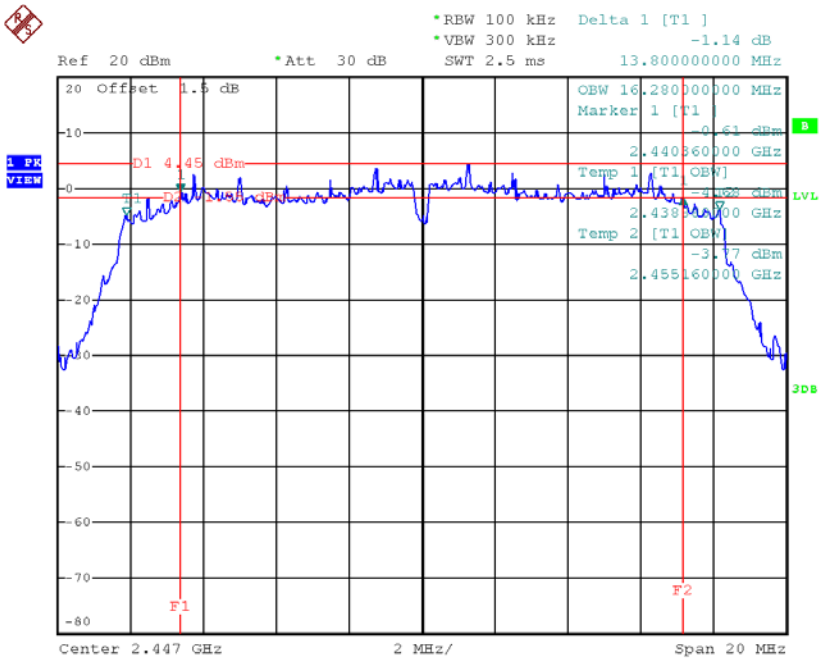

Date: 2.JUN.2018 16:46:57

TX CH11

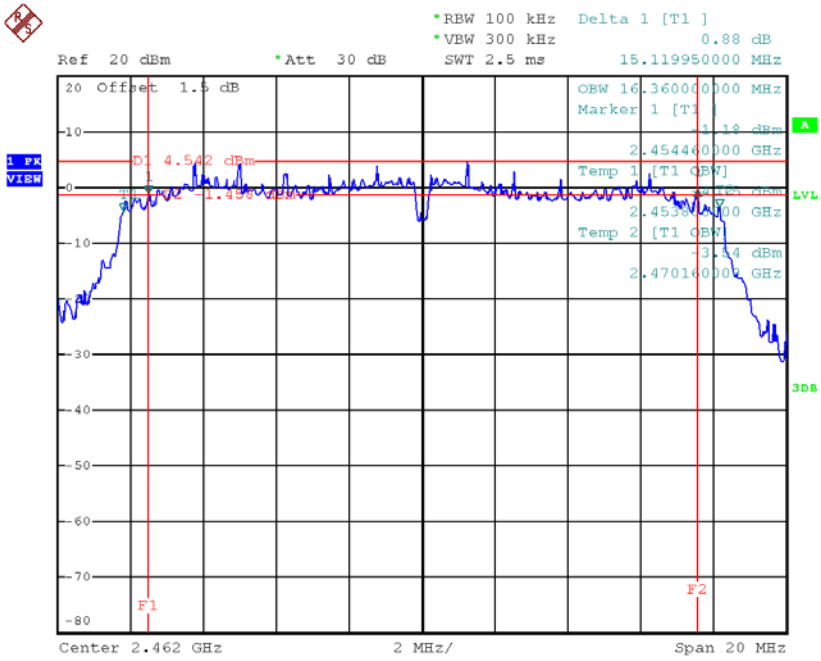

Date: 2.JUN.2018 16:41:42

Test Mode : TX N-20MHz Mode_ CH05/08/11				
Frequency (MHz)	6dB Bandwidth (MHz)	99% Occupied BW (MHz)	Min. Limit (kHz)	Test Result
2432	15.04	17.40	500	Complies
2447	15.08	17.40	500	Complies
2462	16.14	17.48	500	Complies

TX CH05

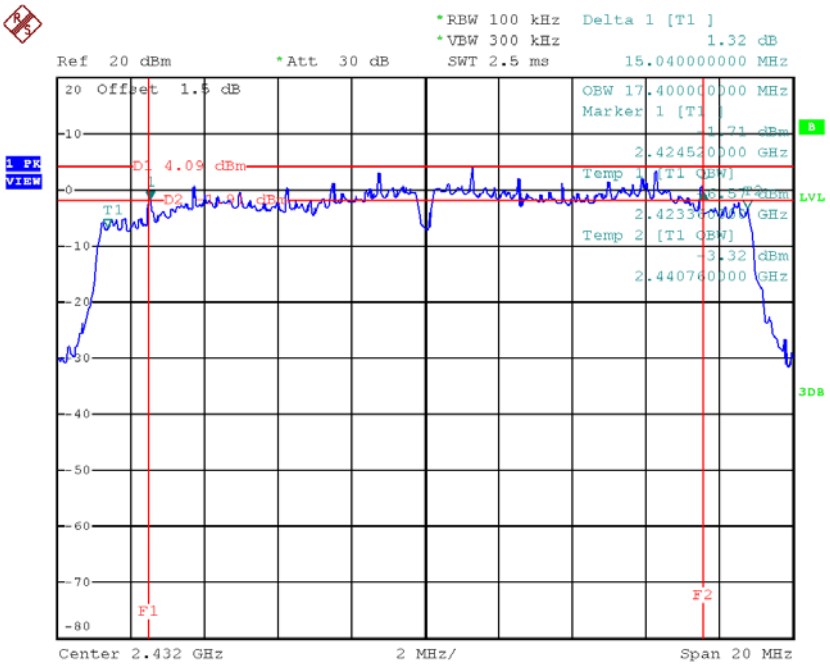

Date: 2.JUN.2018 17:05:28

TX CH08

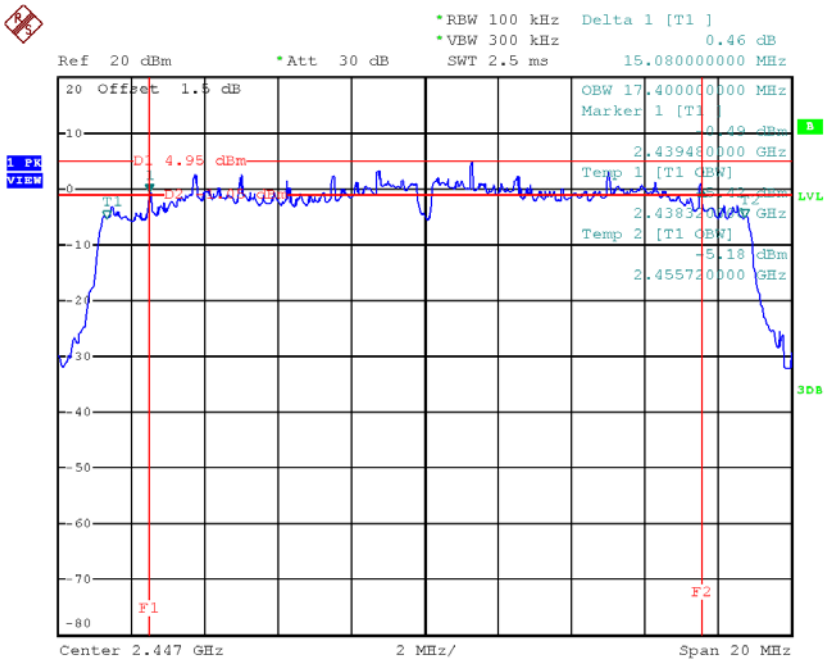

Date: 2.JUN.2018 17:07:06

TX CH11

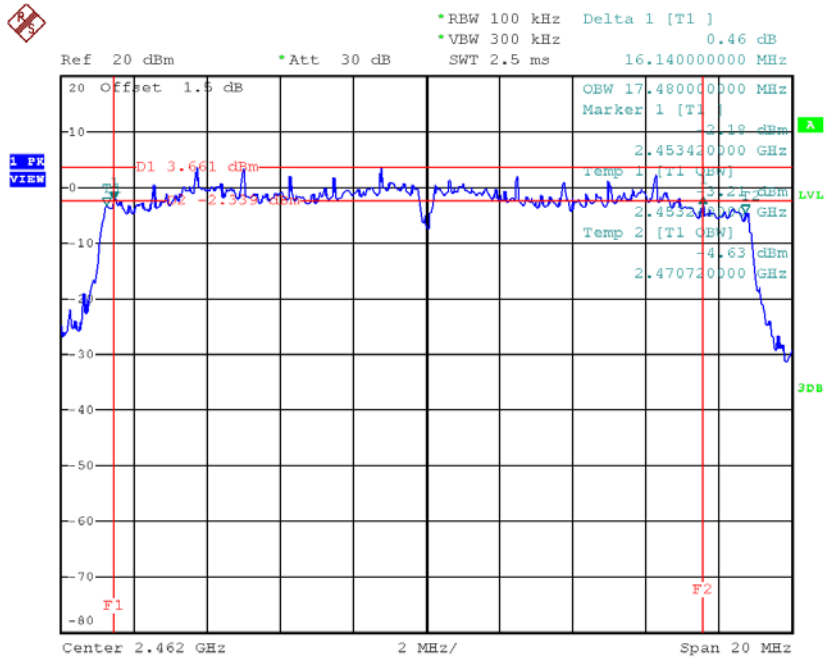

Date: 2.JUN.2018 17:01:46

Test Mode : TX N-40MHz Mode_CH07/08/09				
Frequency (MHz)	6dB Bandwidth (MHz)	99% Occupied BW (MHz)	Min. Limit (kHz)	Test Result
2442	31.44	35.84	500	Complies
2447	31.44	35.92	500	Complies
2452	32.63	36.00	500	Complies

TX CH07

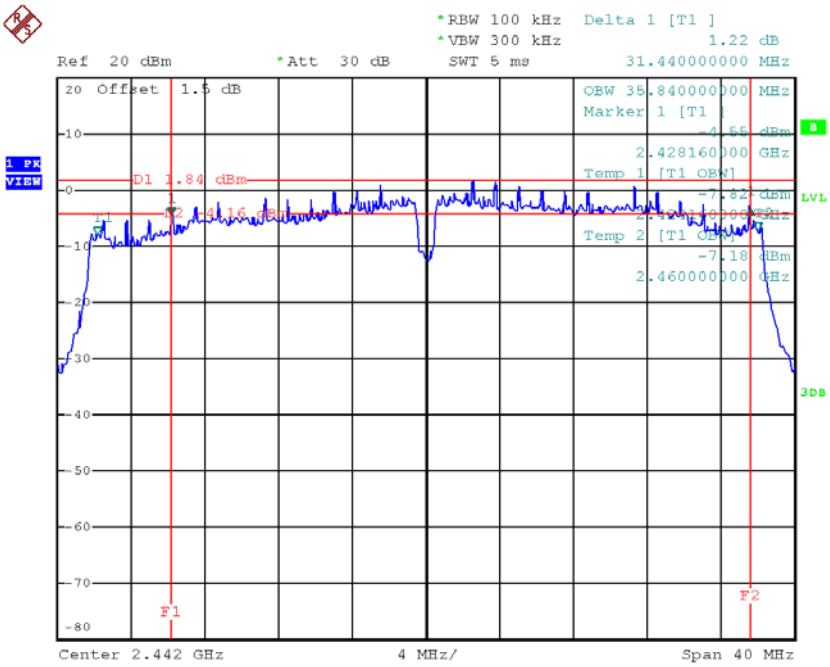

Date: 2.JUN.2018 17:22:37

TX CH08

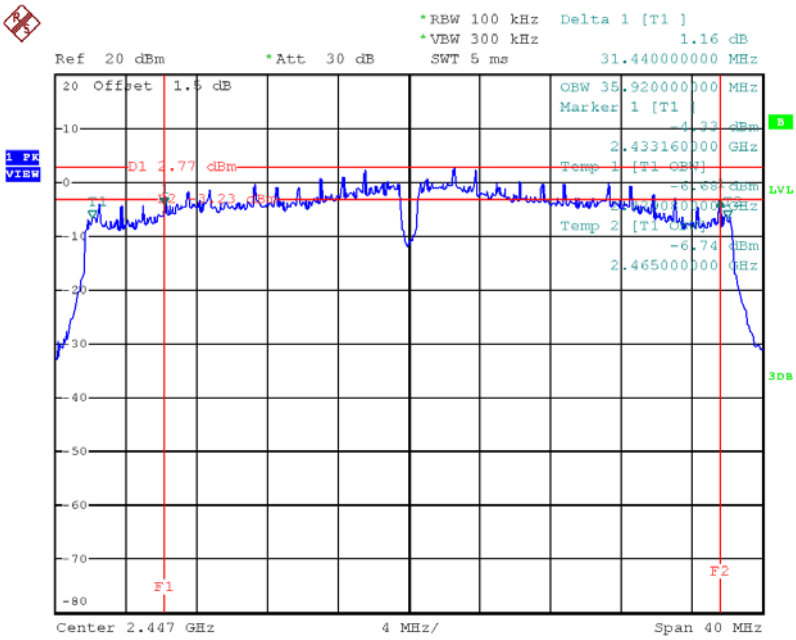

Date: 2.JUN.2018 17:24:06

TX CH09

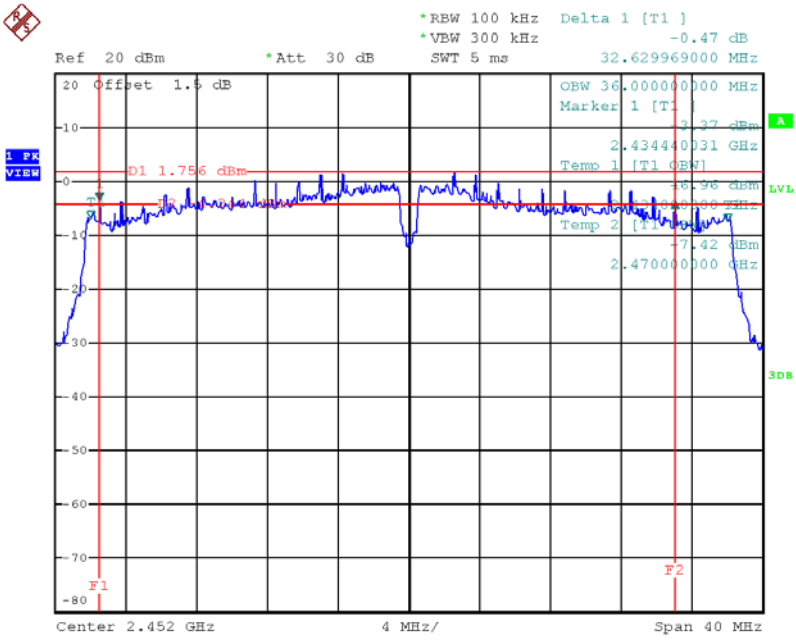

Date: 2.JUN.2018 17:27:55

ANT 1

Test Mode : TX B Mode_CH05/08/11				
Frequency (MHz)	6dB Bandwidth (MHz)	99% Occupied BW (MHz)	Min. Limit (kHz)	Test Result
2432	8.08	10.08	500	Complies
2447	8.08	10.04	500	Complies
2462	8.07	10.08	500	Complies

TX CH05

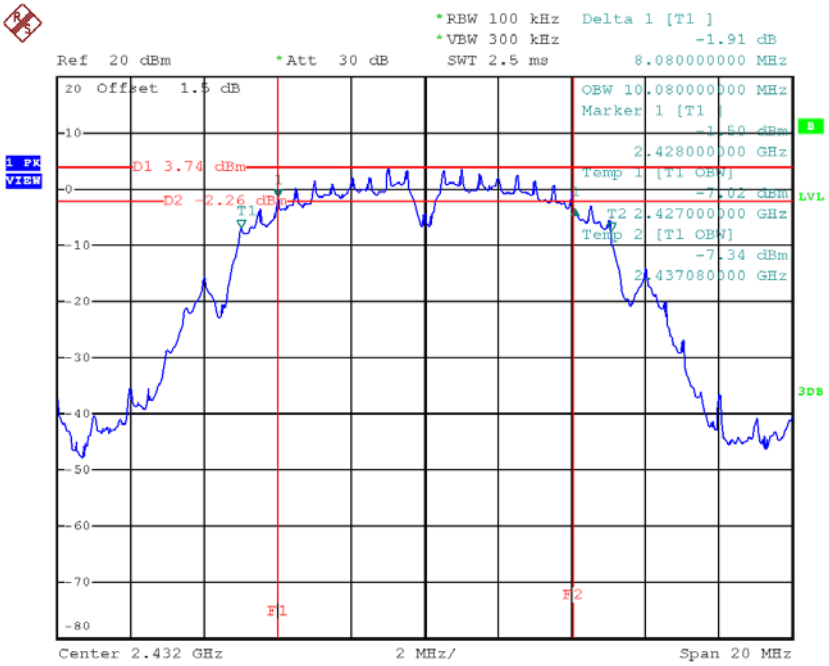

Date: 2.JUN.2018 17:41:59

TX CH08

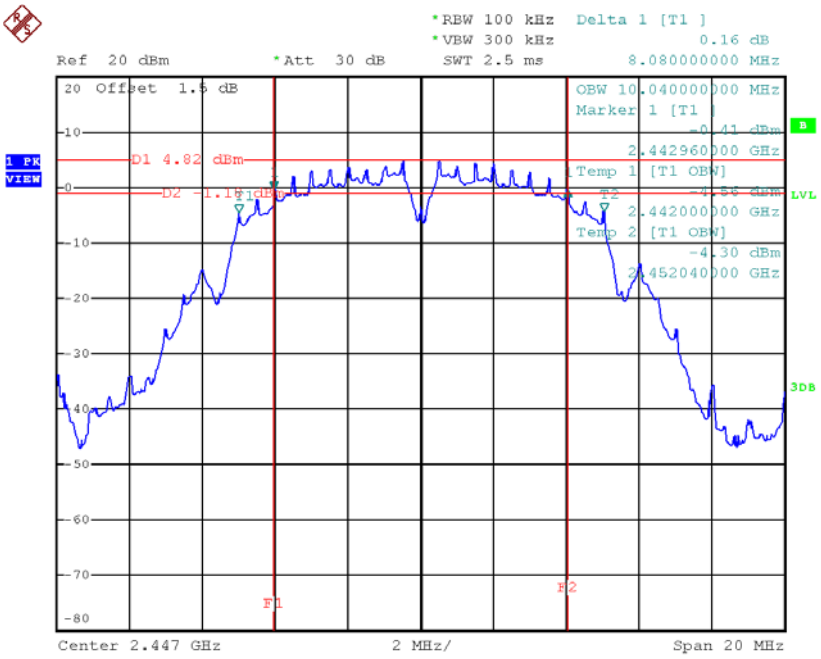

Date: 2.JUN.2018 17:44:22

TX CH11

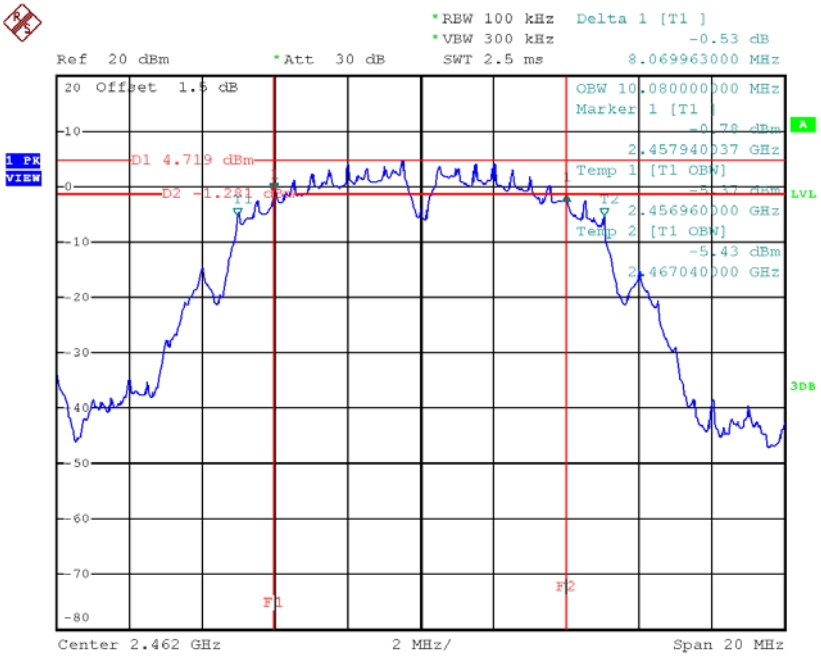

Date: 2.JUN.2018 17:38:14

Test Mode: TX G Mode_ CH05/08/11				
Frequency (MHz)	6dB Bandwidth (MHz)	99% Occupied BW (MHz)	Min. Limit (kHz)	Test Result
2432	15.16	16.32	500	Complies
2447	15.04	16.32	500	Complies
2462	15.10	16.32	500	Complies

TX CH05

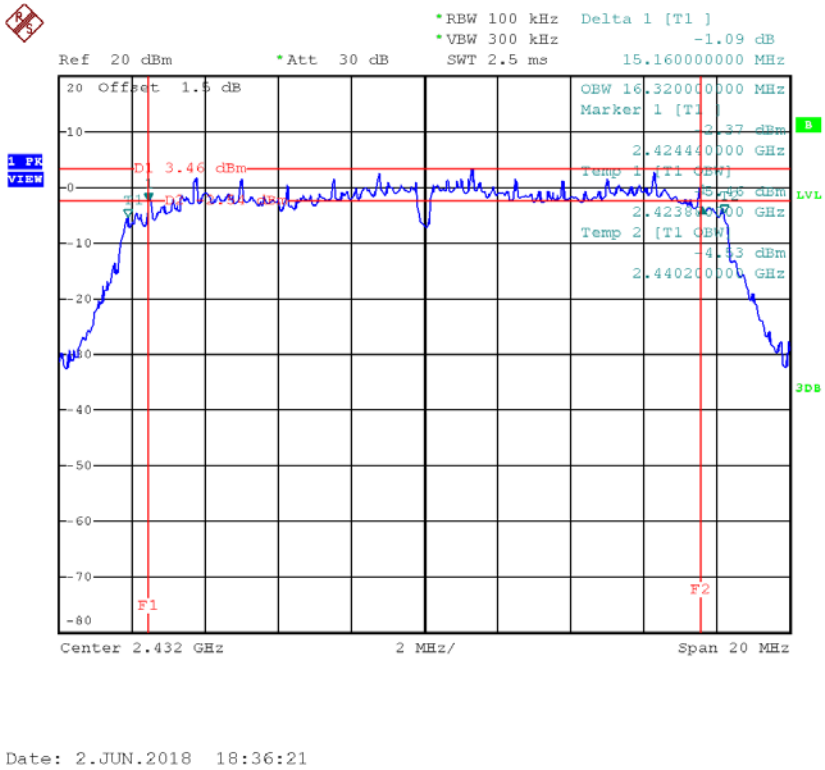

TX CH08

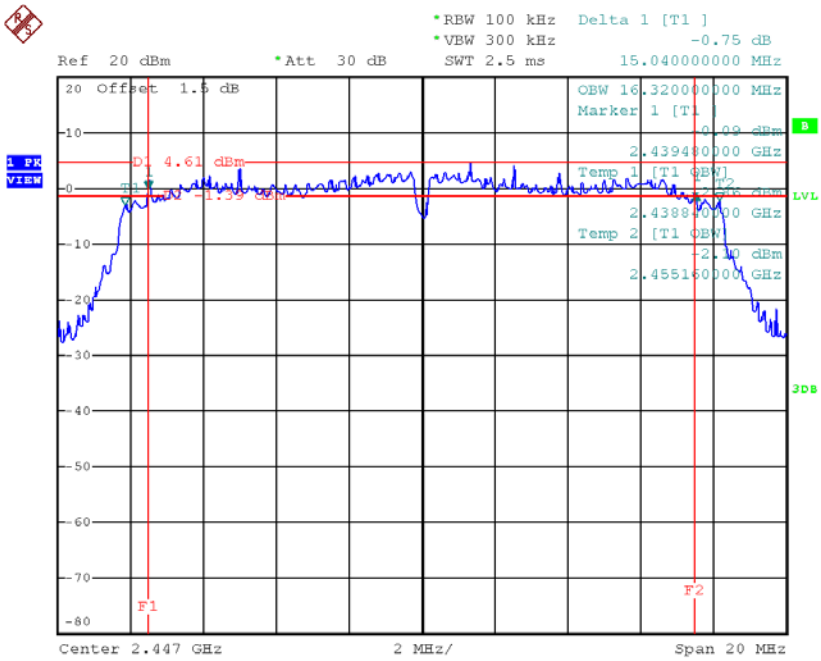

Date: 2.JUN.2018 18:39:18

TX CH11

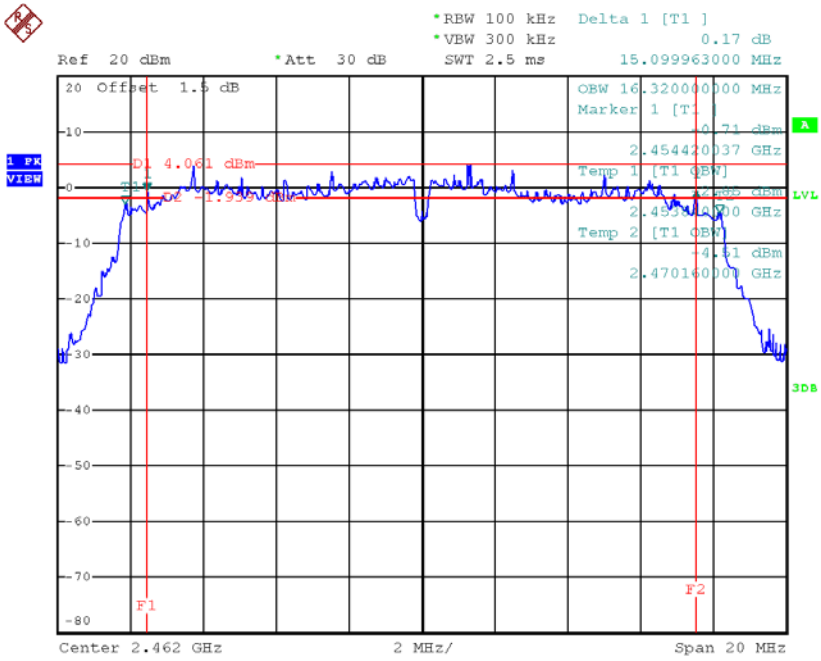

Date: 2.JUN.2018 17:51:53

Test Mode : TX N-20MHz Mode_ CH05/08/11				
Frequency (MHz)	6dB Bandwidth (MHz)	99% Occupied BW (MHz)	Min. Limit (kHz)	Test Result
2432	16.36	17.44	500	Complies
2447	15.12	17.48	500	Complies
2462	15.14	17.48	500	Complies

TX CH05

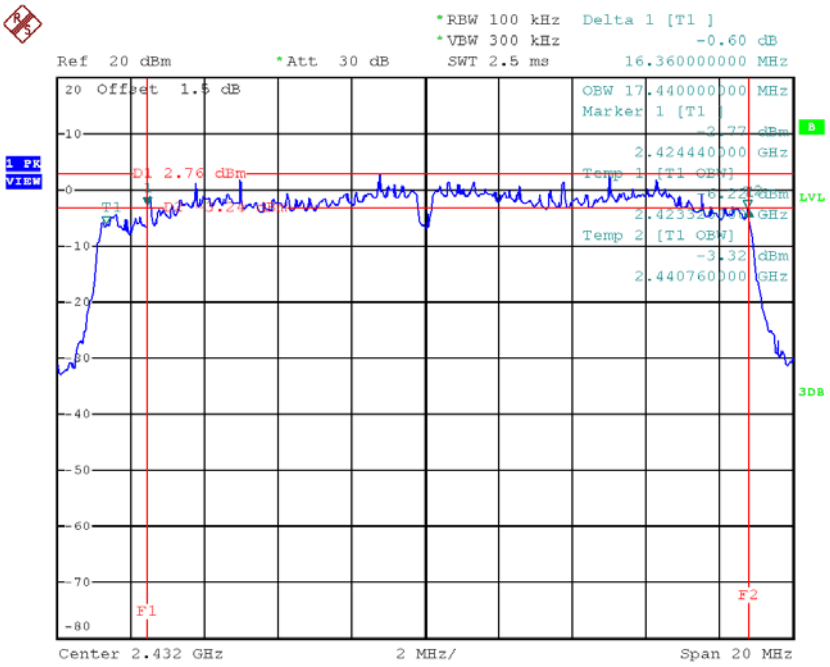

Date: 2.JUN.2018 18:47:54

TX CH08

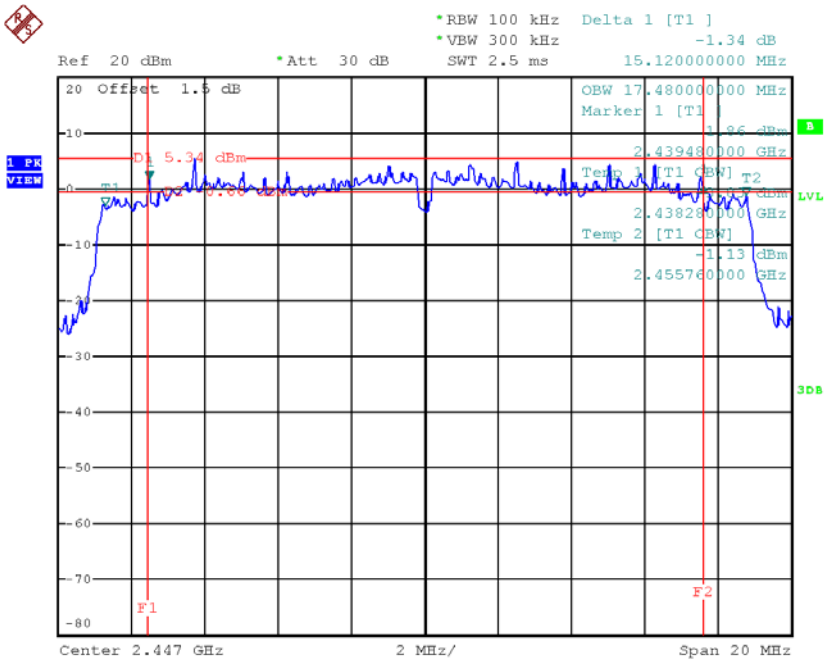

Date: 2.JUN.2018 18:50:47

TX CH11

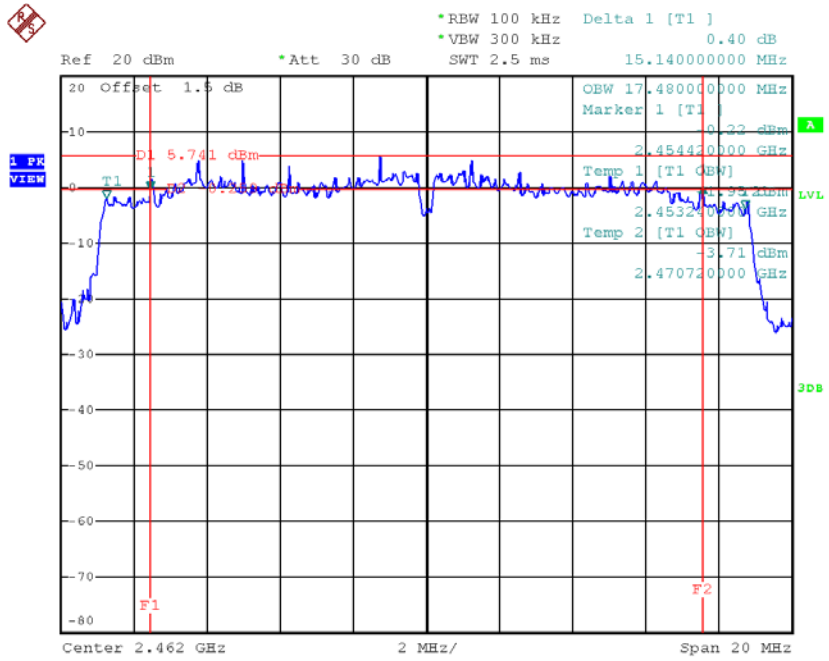

Date: 2.JUN.2018 18:43:59

Test Mode : TX N-40MHz Mode_CH07/08/09				
Frequency (MHz)	6dB Bandwidth (MHz)	99% Occupied BW (MHz)	Min. Limit (kHz)	Test Result
2442	33.80	36.08	500	Complies
2447	33.84	36.08	500	Complies
2452	35.28	36.08	500	Complies

TX CH07

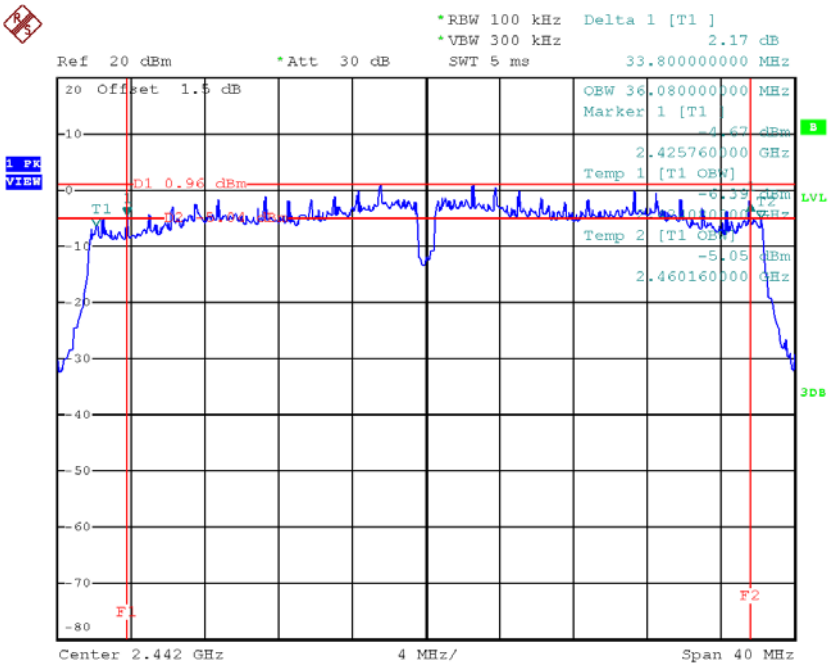

Date: 2.JUN.2018 19:06:15

TX CH08

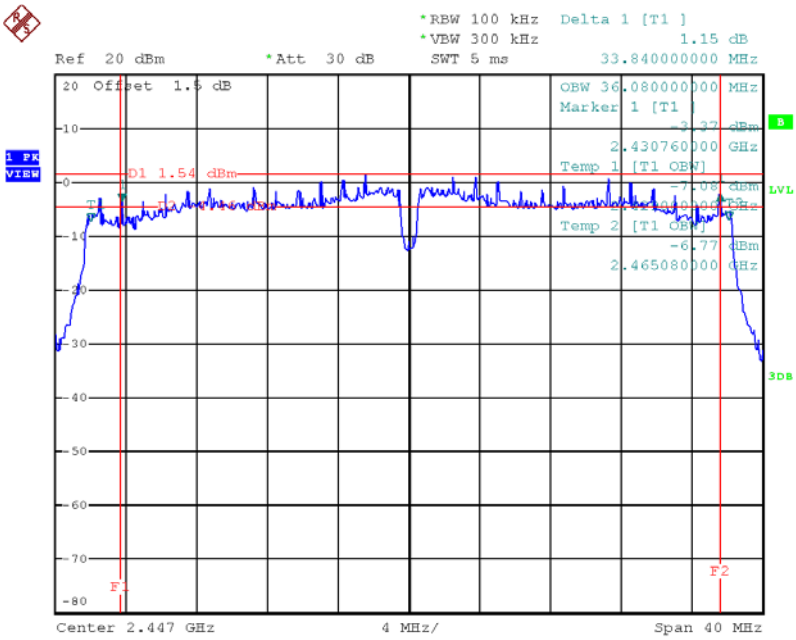

Date: 2.JUN.2018 19:08:01

TX CH09

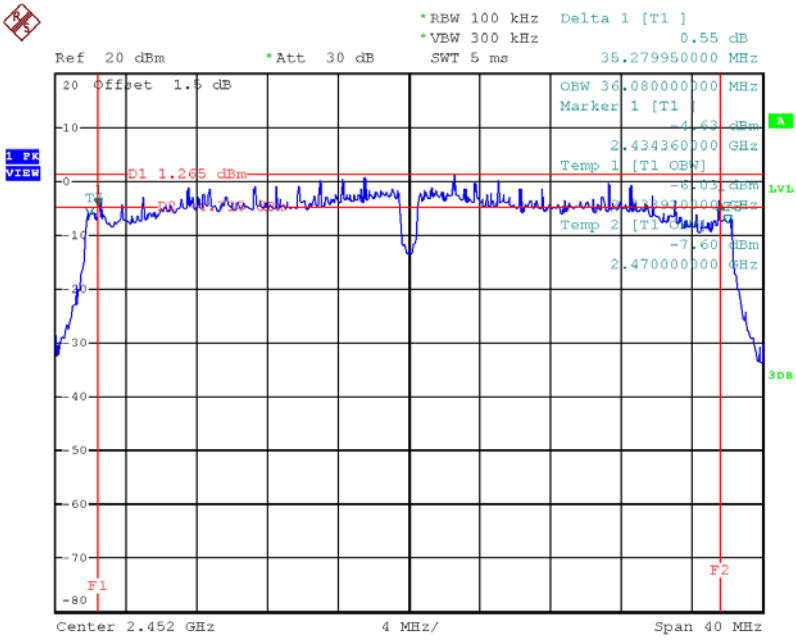

Date: 2.JUN.2018 18:58:30

ANT MIMO

Test Mode : TX N-20MHz Mode_ CH05/08/11_ANT0

Frequency (MHz)	6dB Bandwidth (MHz)	99% Occupied BW (MHz)	Min. Limit (kHz)	Test Result
2432	15.04	17.40	500	Complies
2447	15.08	17.40	500	Complies
2462	16.14	17.48	500	Complies

TX CH05

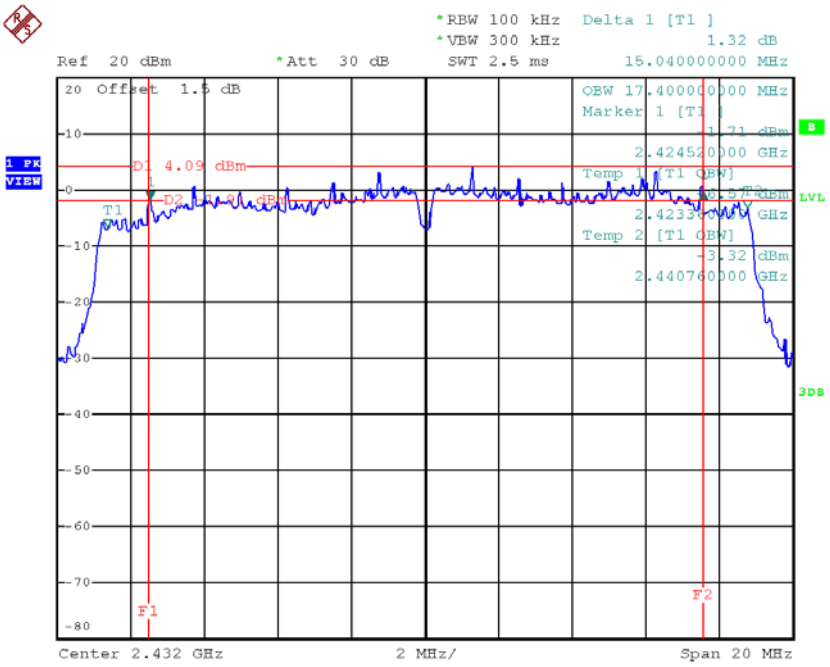

Date: 2.JUN.2018 17:05:28

TX CH08

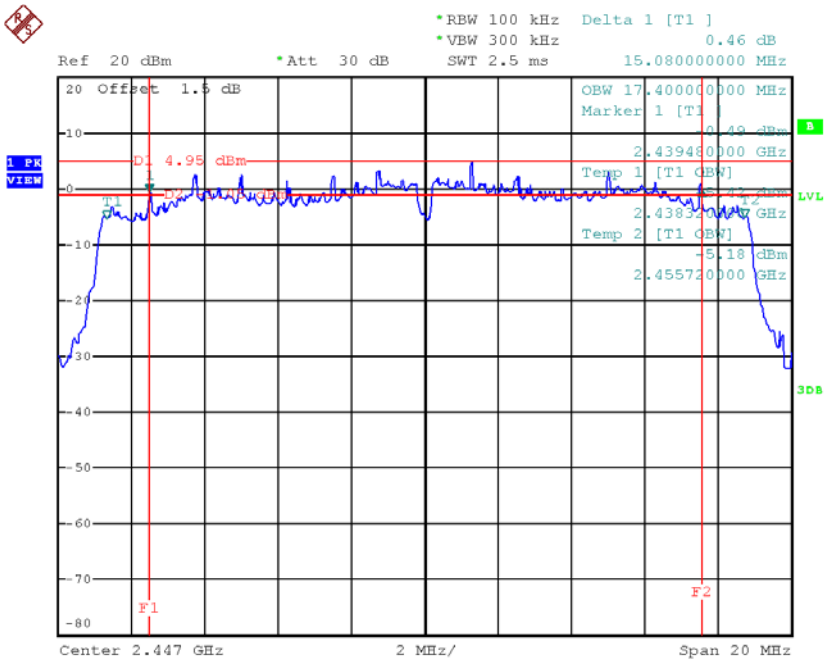

Date: 2.JUN.2018 17:07:06

TX CH11

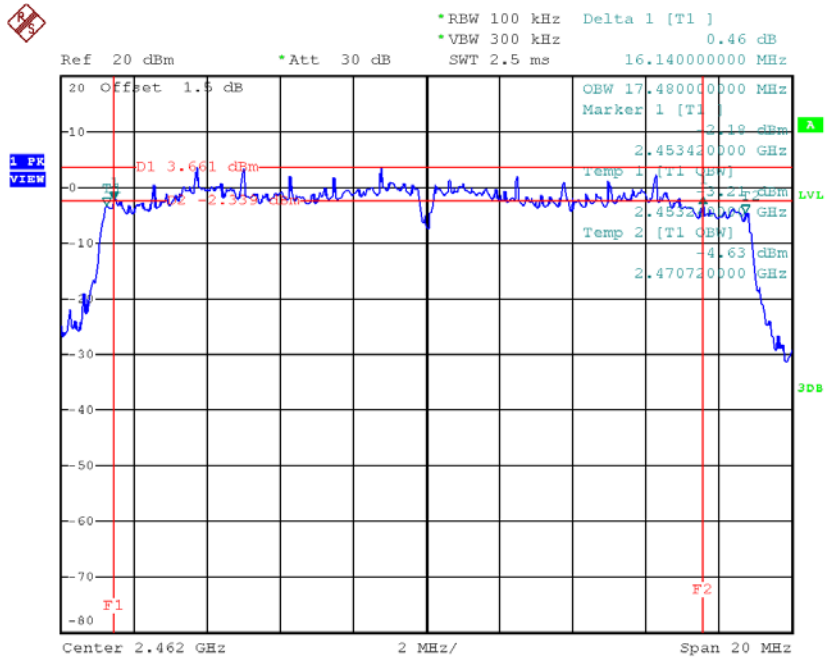

Date: 2.JUN.2018 17:01:46

Test Mode : TX N-20MHz Mode_ CH05/08/11_ANT1				
Frequency (MHz)	6dB Bandwidth (MHz)	99% Occupied BW (MHz)	Min. Limit (kHz)	Test Result
2432	16.36	17.44	500	Complies
2447	15.12	17.48	500	Complies
2462	15.14	17.48	500	Complies

TX CH05

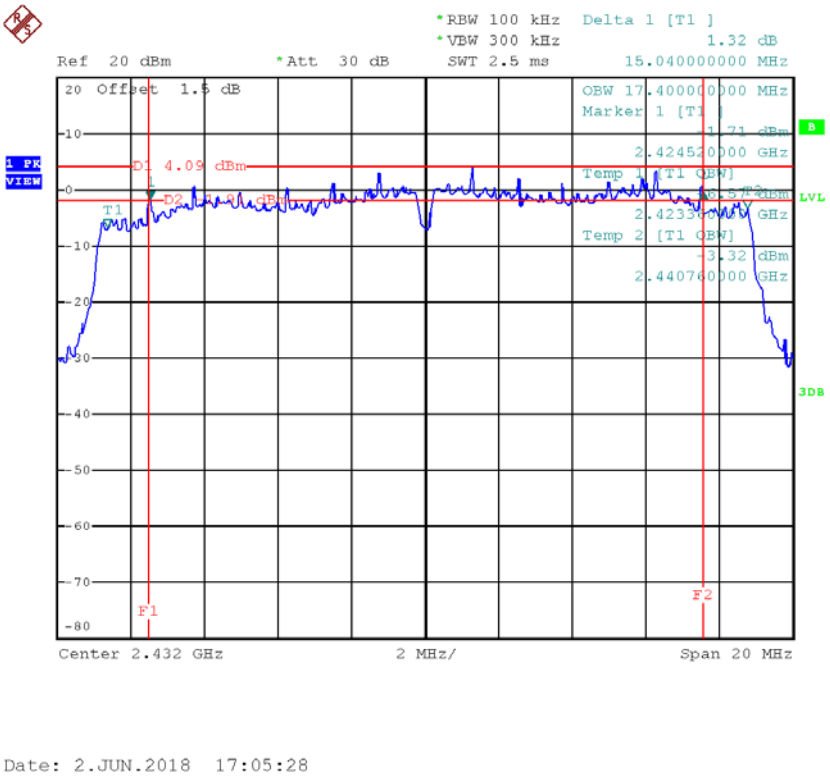

TX CH08

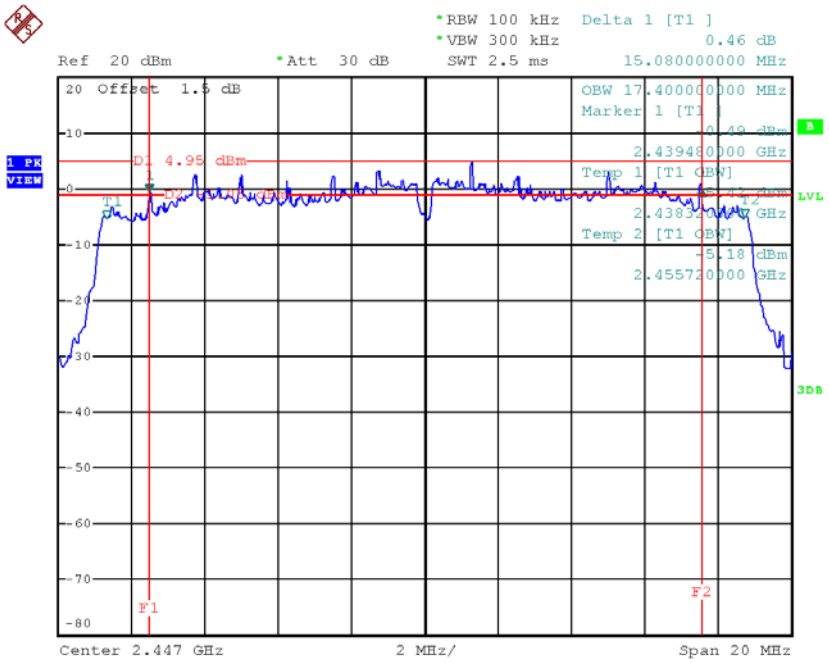

Date: 2.JUN.2018 17:07:06

TX CH11

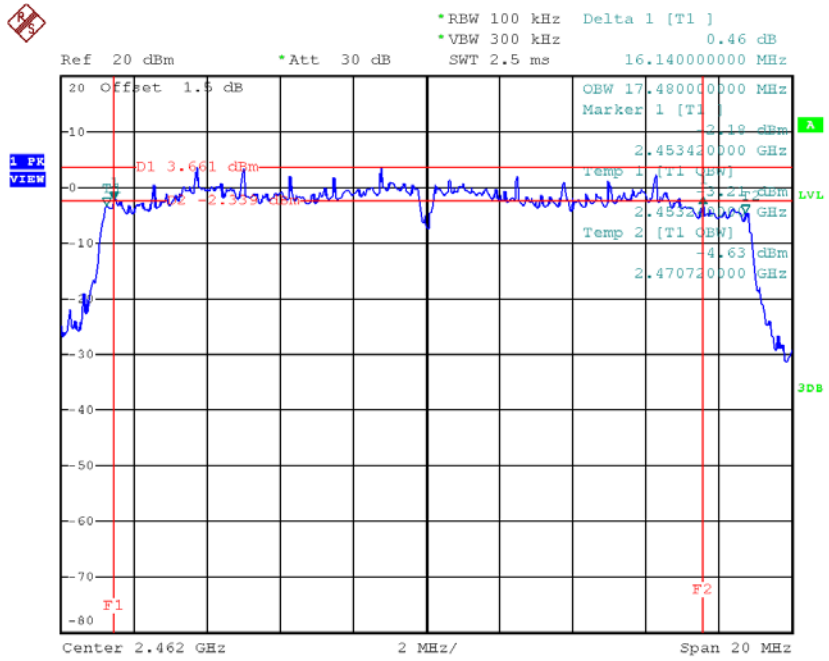

Date: 2.JUN.2018 17:01:46

Test Mode : TX N-40MHz Mode_CH07/08/09_ANT0

Frequency (MHz)	6dB Bandwidth (MHz)	99% Occupied BW (MHz)	Min. Limit (kHz)	Test Result
2442	31.44	35.84	500	Complies
2447	31.44	35.92	500	Complies
2452	32.63	36.00	500	Complies

TX CH07

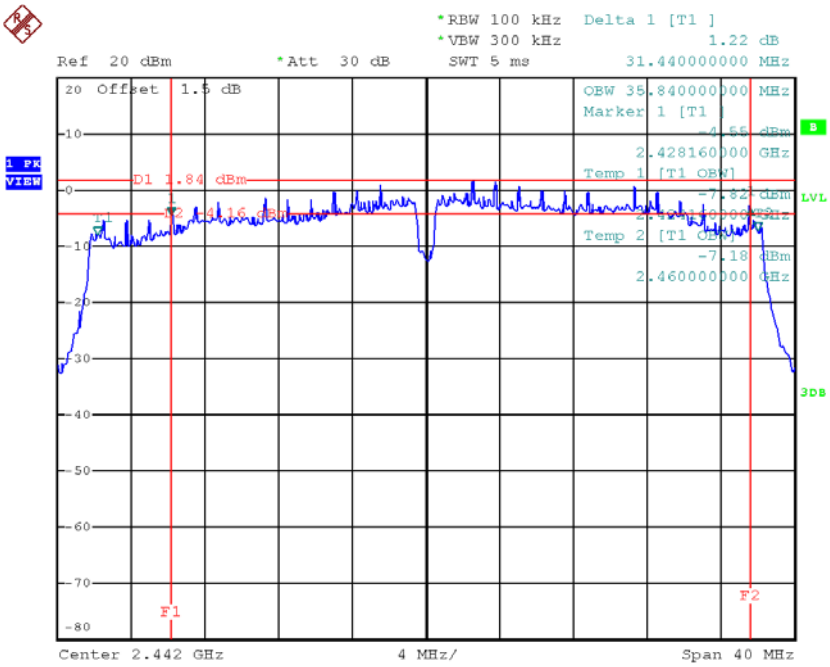

Date: 2.JUN.2018 17:22:37