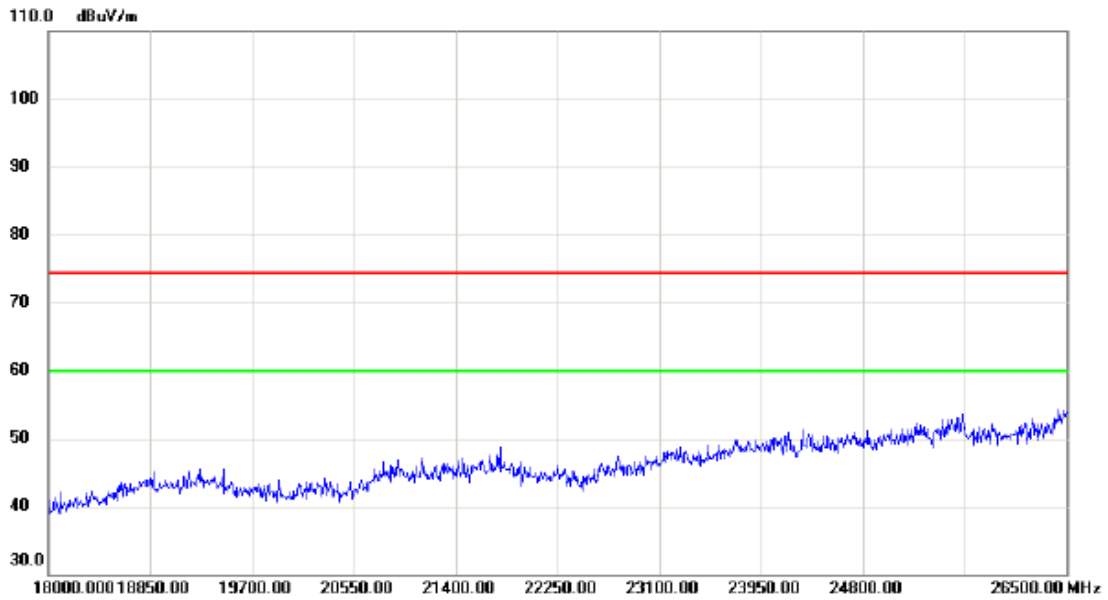


Orthogonal Axis:	X
Test Mode:	UNII-1/ TX AC20 Mode 5240MHz_ANT 0

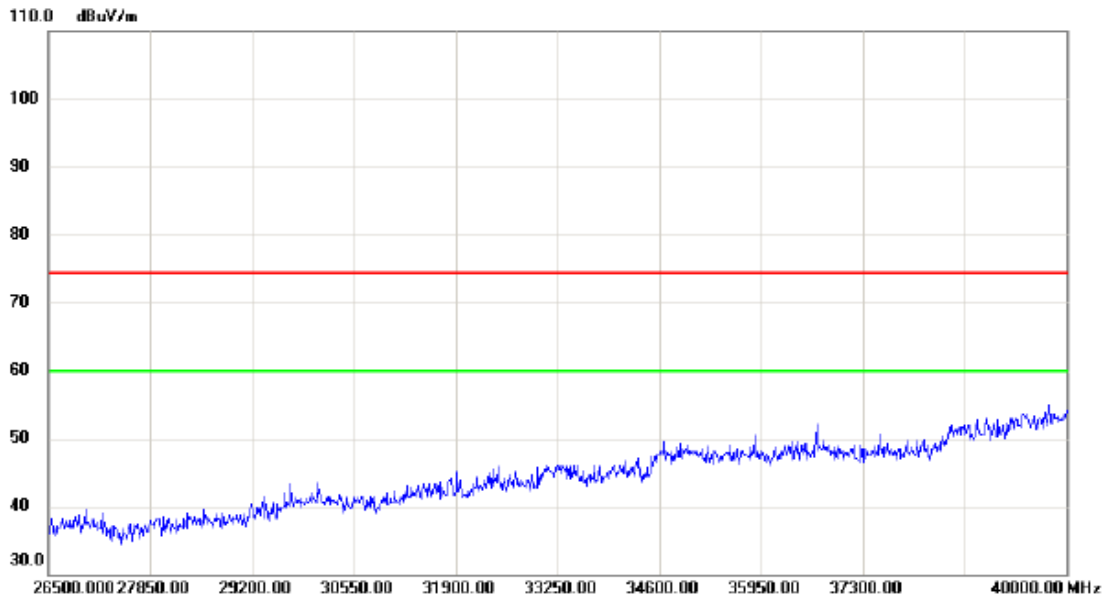
Horizontal



No.	Mk.	Freq.	Reading Level	Correct Factor	Measurement	Limit	Margin	Detector	Comment
		MHz	dBuV	dB	dBuV/m	dBuV/m	dB		

Orthogonal Axis:	X
Test Mode:	UNII-1/ TX AC20 Mode 5240MHz_ANT 0

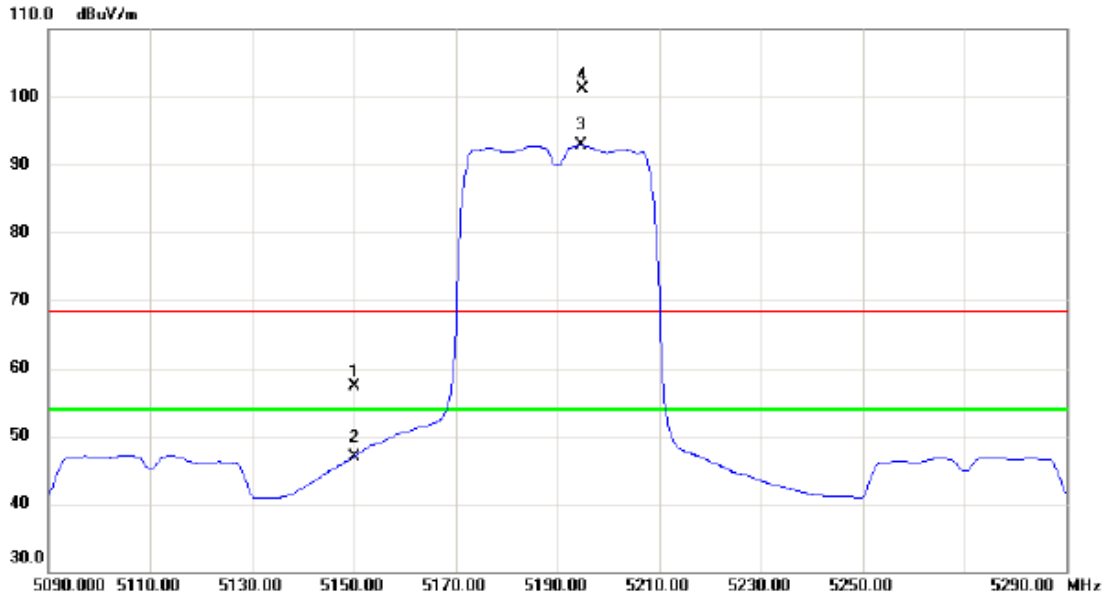
Horizontal



No.	Mk.	Freq.	Reading Level	Correct Factor	Measurement	Limit	Margin	Detector	Comment
		MHz	dBuV	dB	dBuV/m	dBuV/m	dB		

Orthogonal Axis:	X
Test Mode:	UNII-1/ TX AC40 Mode 5190MHz_ANT 0

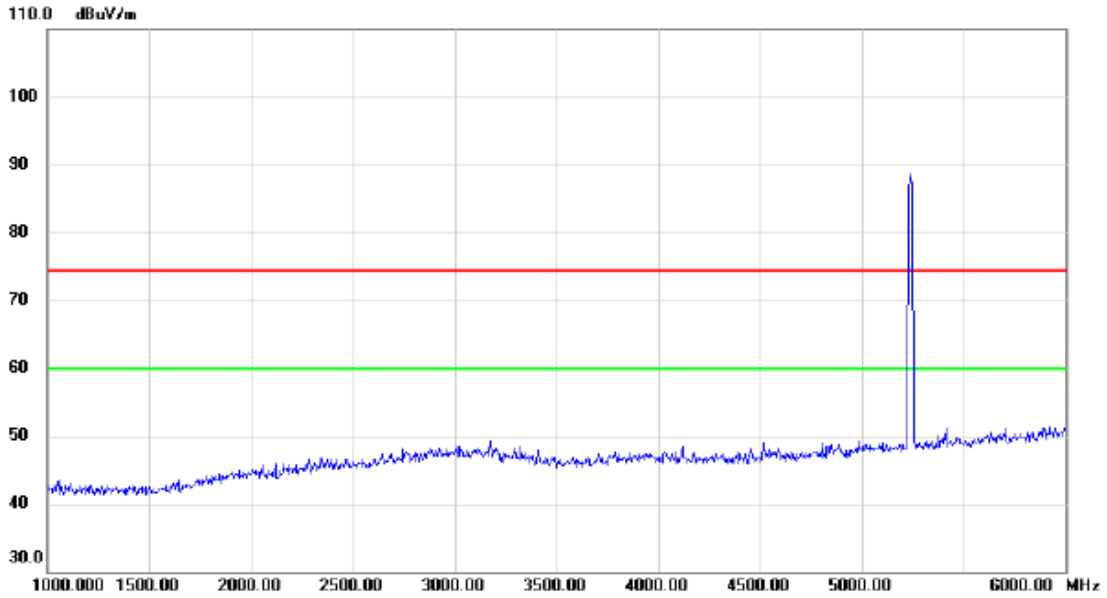
Vertical



No.	Mk.	Freq. MHz	Reading Level dBuV	Correct Factor dB	Measure- ment dBuV/m	Limit dBuV/m	Margin dB	Detector	Comment
1		5150.000	16.69	40.63	57.32	68.30	-10.98	peak	
2		5150.000	6.30	40.63	46.93	54.00	-7.07	AVG	
3	*	5194.600	52.06	40.78	92.84	54.00	38.84	AVG	No Limit
4	X	5194.800	60.36	40.78	101.14	68.30	32.84	peak	No Limit

Orthogonal Axis:	X
Test Mode:	UNII-1/ TX AC40 Mode 5190MHz_ANT 0

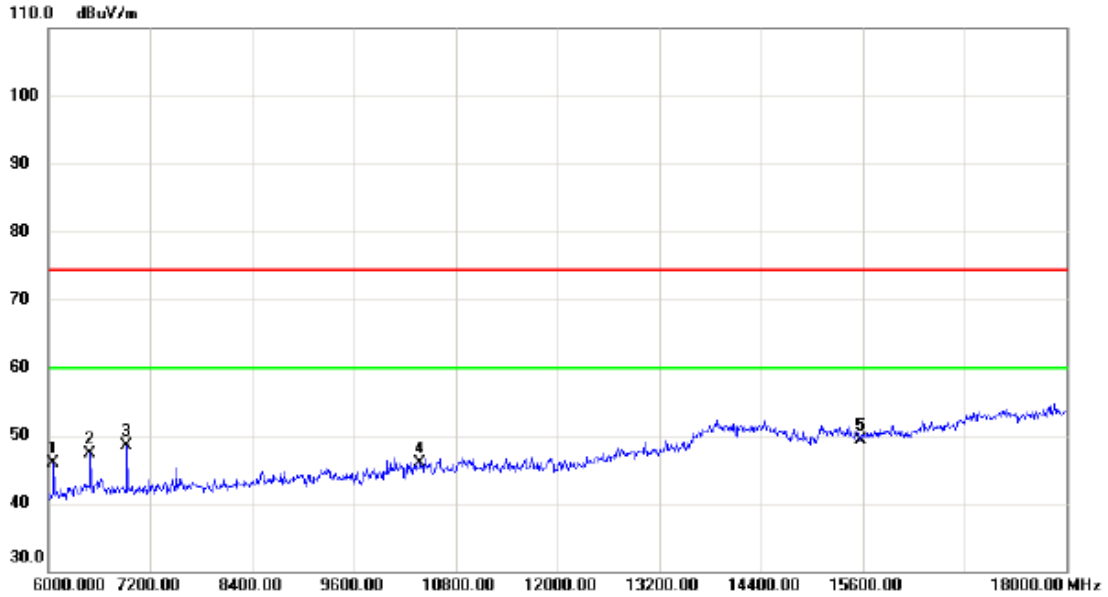
Vertical



No.	Mk.	Freq.	Reading Level	Correct Factor	Measurement	Limit	Margin	Detector	Comment
		MHz	dBuV	dB	dBuV/m	dBuV/m	dB		
		5190.00	88.0	0.0	88.0	74.0	14.0		

Orthogonal Axis:	X
Test Mode:	UNII-1/ TX AC40 Mode 5190MHz_ANT 0

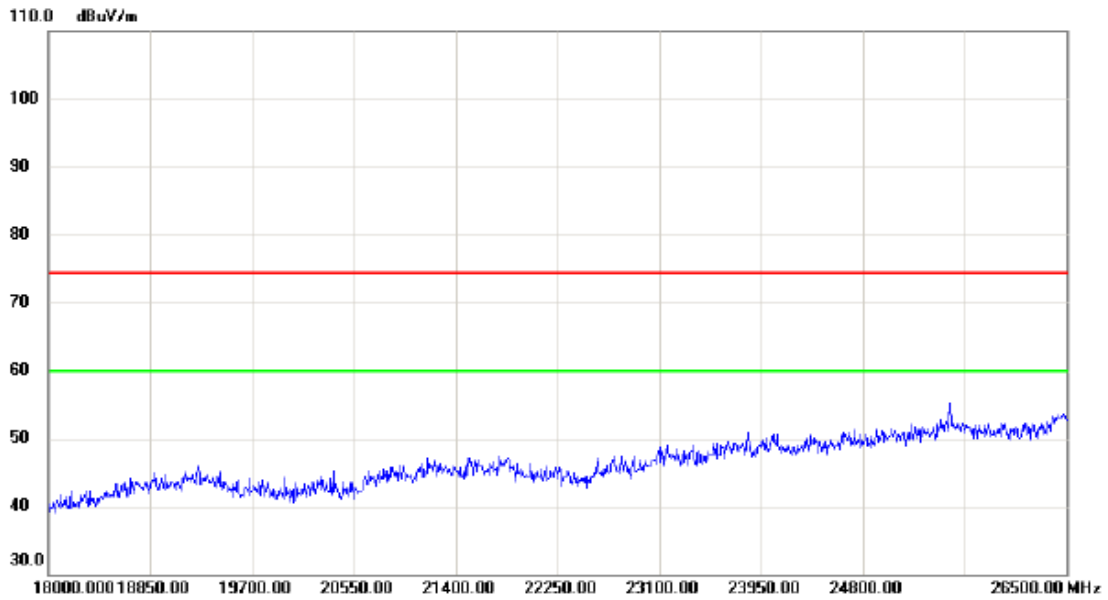
Vertical



No.	Mk.	Freq. MHz	Reading Level dBuV	Correct Factor dB	Measure- ment dBuV/m	Limit dBuV/m	Margin dB	Detector	Comment
1		6060.000	36.67	9.27	45.94	74.30	-28.36	peak	
2		6492.000	36.45	10.86	47.31	74.30	-26.99	peak	
3		6924.000	37.86	10.69	48.55	74.30	-25.75	peak	
4		10380.000	30.63	15.29	45.92	74.30	-28.38	peak	
5	*	15570.000	30.37	18.87	49.24	74.30	-25.06	peak	

Orthogonal Axis:	X
Test Mode:	UNII-1/ TX AC40 Mode 5190MHz_ANT 0

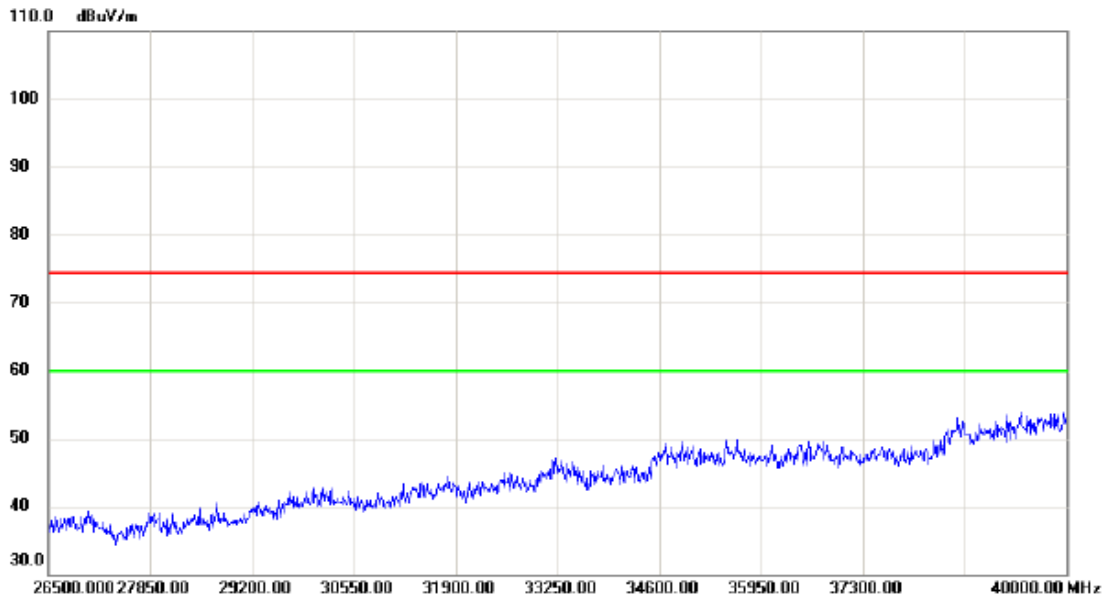
Vertical



No.	Mk.	Freq.	Reading Level	Correct Factor	Measurement	Limit	Margin	Detector	Comment
		MHz	dBuV	dB	dBuV/m	dBuV/m	dB		

Orthogonal Axis:	X
Test Mode:	UNII-1/ TX AC40 Mode 5190MHz_ANT 0

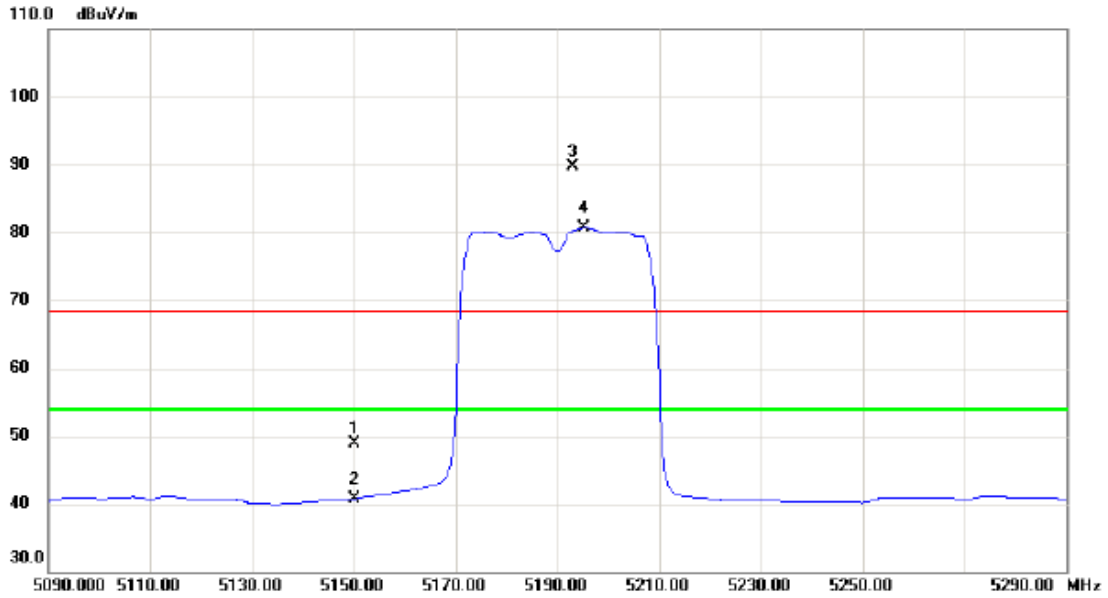
Vertical



No.	Mk.	Freq.	Reading Level	Correct Factor	Measurement	Limit	Margin	Detector	Comment
		MHz	dBuV	dB	dBuV/m	dBuV/m	dB		

Orthogonal Axis:	X
Test Mode:	UNII-1/ TX AC40 Mode 5190MHz_ANT 0

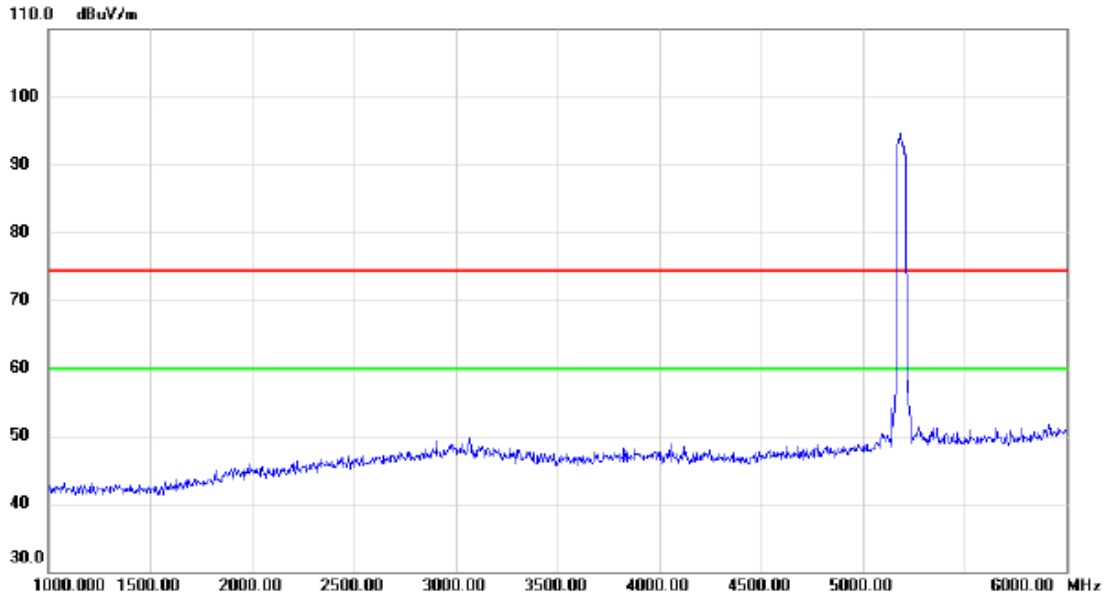
Horizontal



No.	Mk.	Freq. MHz	Reading Level dBuV	Correct Factor dB	Measure- ment dBuV/m	Limit dBuV/m	Margin dB	Detector	Comment
1		5150.000	8.21	40.63	48.84	68.30	-19.46	peak	
2		5150.000	0.12	40.63	40.75	54.00	-13.25	AVG	
3	X	5193.200	48.92	40.76	89.68	68.30	21.38	peak	No Limit
4	*	5195.200	39.86	40.78	80.64	54.00	26.64	AVG	No Limit

Orthogonal Axis:	X
Test Mode:	UNII-1/ TX AC40 Mode 5190MHz_ANT 0

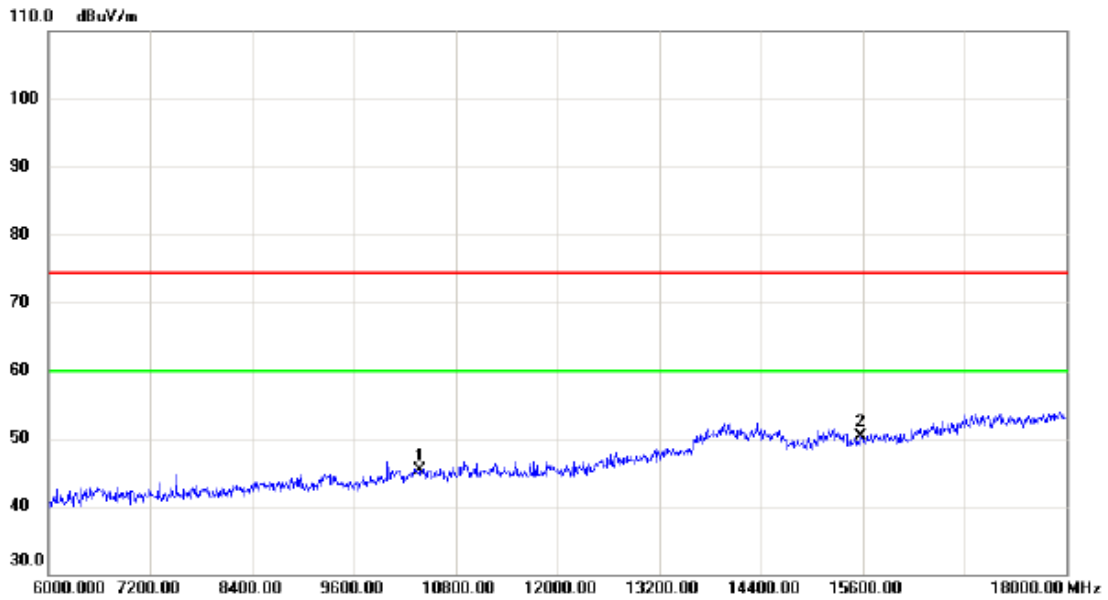
Horizontal



No.	Mk.	Freq.	Reading Level	Correct Factor	Measurement	Limit	Margin	Detector	Comment
		MHz	dBuV	dB	dBuV/m	dBuV/m	dB		

Orthogonal Axis:	X
Test Mode:	UNII-1/ TX AC40 Mode 5190MHz_ANT 0

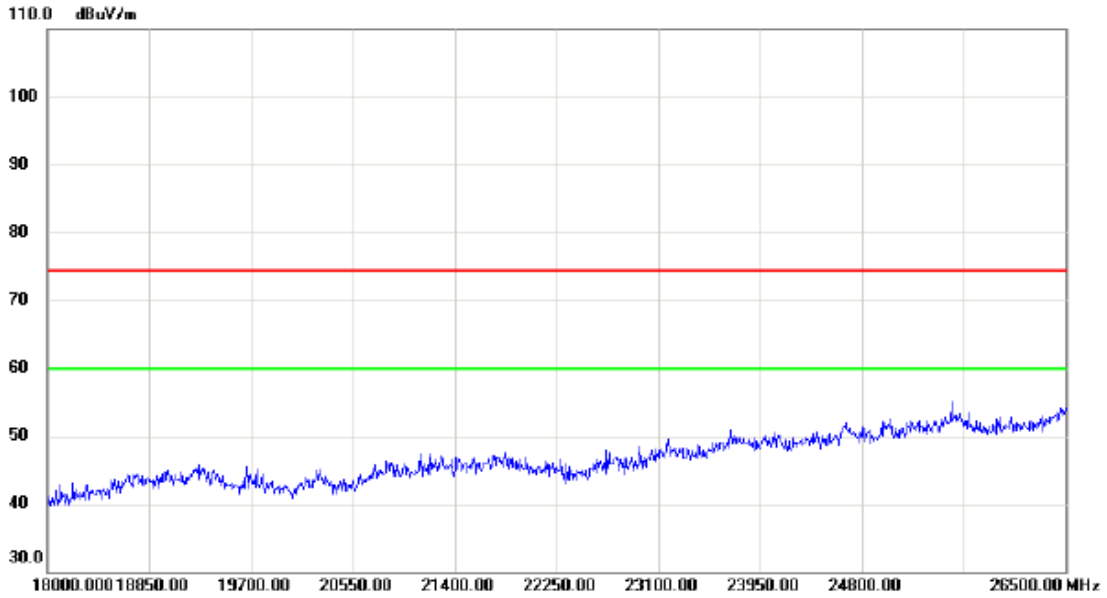
Horizontal



No.	Mk.	Freq. MHz	Reading Level dBuV	Correct Factor dB	Measure- ment dBuV/m	Limit dBuV/m	Margin dB	Detector	Comment
1		10380.000	30.00	15.29	45.29	74.30	-29.01	peak	
2	*	15570.000	31.38	18.87	50.25	74.30	-24.05	peak	

Orthogonal Axis:	X
Test Mode:	UNII-1/ TX AC40 Mode 5190MHz_ANT 0

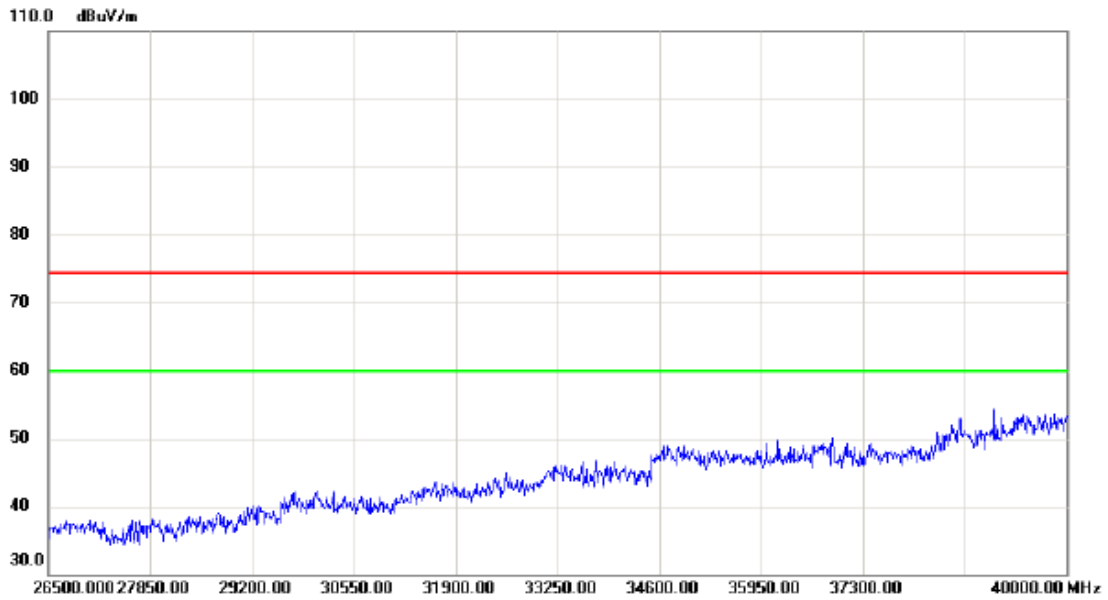
Horizontal



No.	Mk.	Freq.	Reading Level	Correct Factor	Measurement	Limit	Margin	Detector	Comment
		MHz	dBuV	dB	dBuV/m	dBuV/m	dB		

Orthogonal Axis:	X
Test Mode:	UNII-1/ TX AC40 Mode 5190MHz_ANT 0

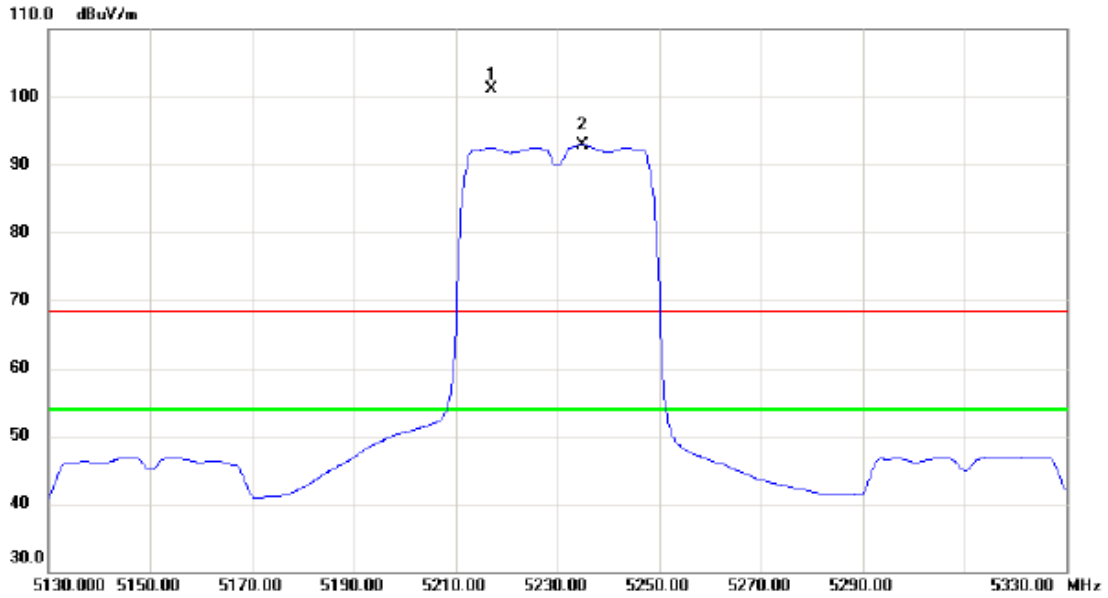
Horizontal



No.	Mk.	Freq.	Reading Level	Correct Factor	Measurement	Limit	Margin	Detector	Comment
		MHz	dBuV	dB	dBuV/m	dBuV/m	dB		

Orthogonal Axis:	X
Test Mode:	UNII-1/ TX AC40 Mode 5230MHz_ANT 0

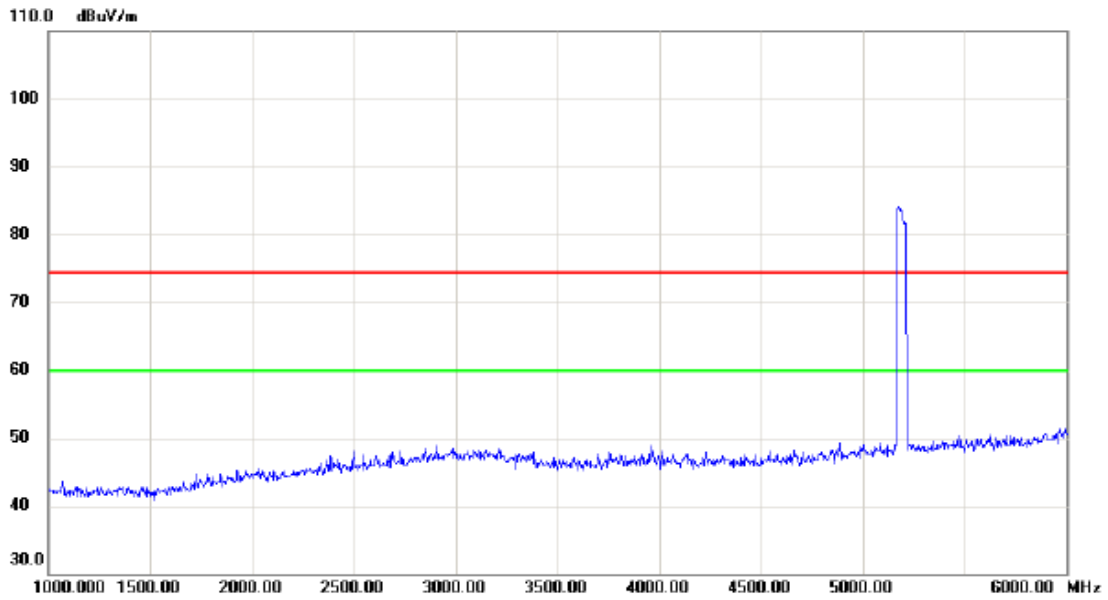
Vertical



No.	Mk.	Freq.	Reading Level	Correct Factor	Measurement	Limit	Margin	Detector	Comment
		MHz	dBuV	dB	dBuV/m	dBuV/m	dB		
1	X	5217.200	60.28	40.85	101.13	68.30	32.83	peak	No Limit
2	*	5234.800	51.98	40.90	92.88	54.00	38.88	AVG	No Limit

Orthogonal Axis:	X
Test Mode:	UNII-1/ TX AC40 Mode 5230MHz_ANT 0

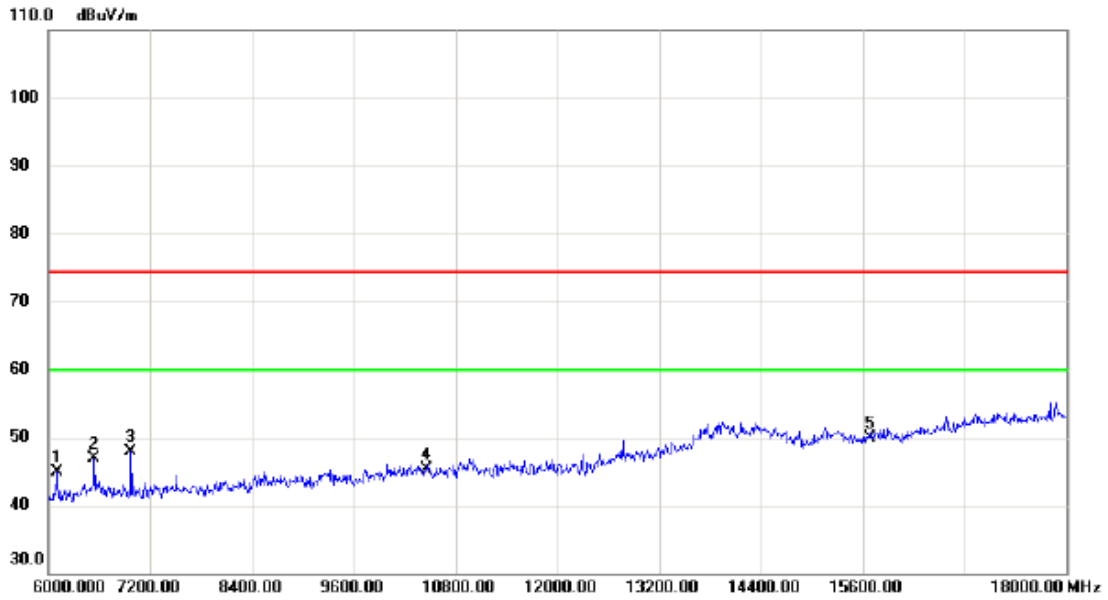
Vertical



No.	Mk.	Freq.	Reading Level	Correct Factor	Measurement	Limit	Margin	Detector	Comment
		MHz	dBuV	dB	dBuV/m	dBuV/m	dB		

Orthogonal Axis:	X
Test Mode:	UNII-1/ TX AC40 Mode 5230MHz_ANT 0

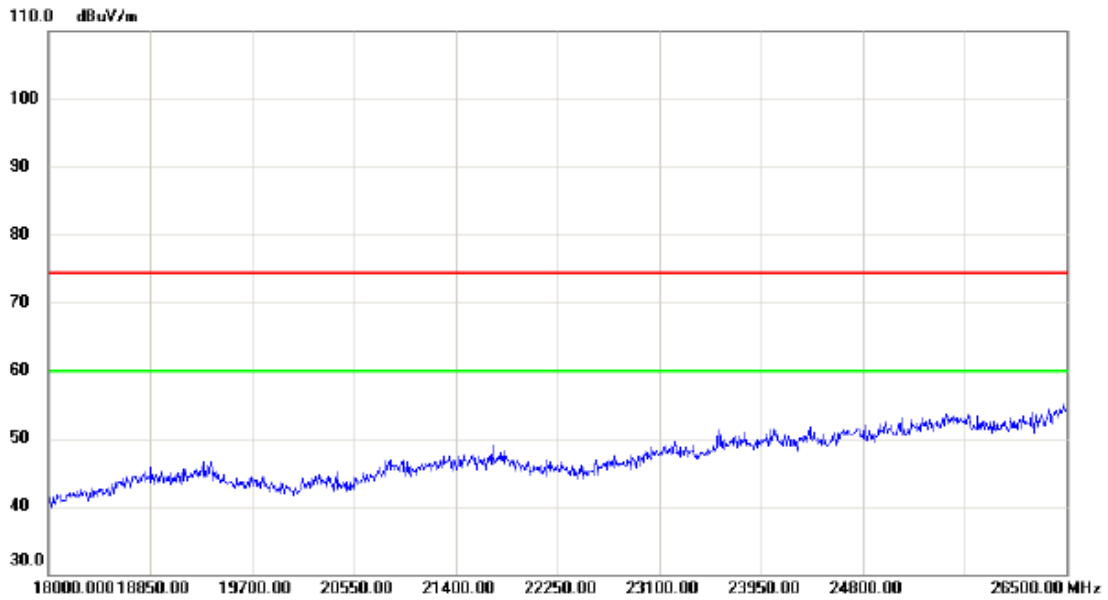
Vertical



No.	Mk.	Freq. MHz	Reading Level dBuV	Correct Factor dB	Measure- ment dBuV/m	Limit dBuV/m	Margin dB	Detector	Comment
1		6096.000	35.50	9.41	44.91	74.30	-29.39	peak	
2		6540.000	36.01	10.87	46.88	74.30	-27.42	peak	
3		6972.000	37.22	10.66	47.88	74.30	-26.42	peak	
4		10460.000	29.76	15.49	45.25	74.30	-29.05	peak	
5	*	15690.000	31.01	18.88	49.89	74.30	-24.41	peak	

Orthogonal Axis:	X
Test Mode:	UNII-1/ TX AC40 Mode 5230MHz_ANT 0

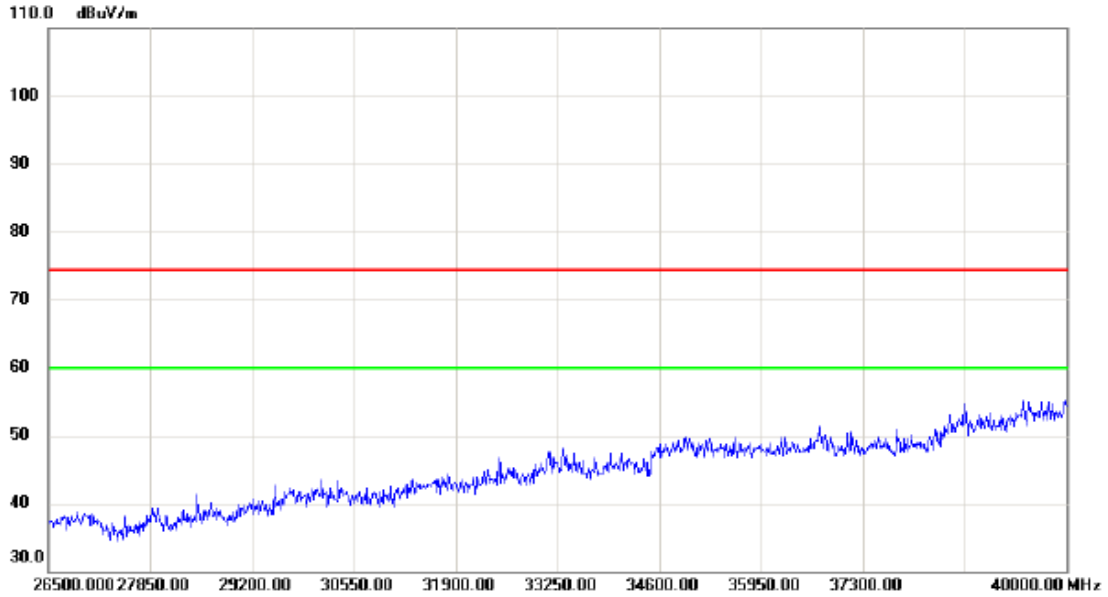
Vertical



No.	Mk.	Freq.	Reading Level	Correct Factor	Measurement	Limit	Margin	Detector	Comment
		MHz	dBuV	dB	dBuV/m	dBuV/m	dB		

Orthogonal Axis:	X
Test Mode:	UNII-1/ TX AC40 Mode 5230MHz_ANT 0

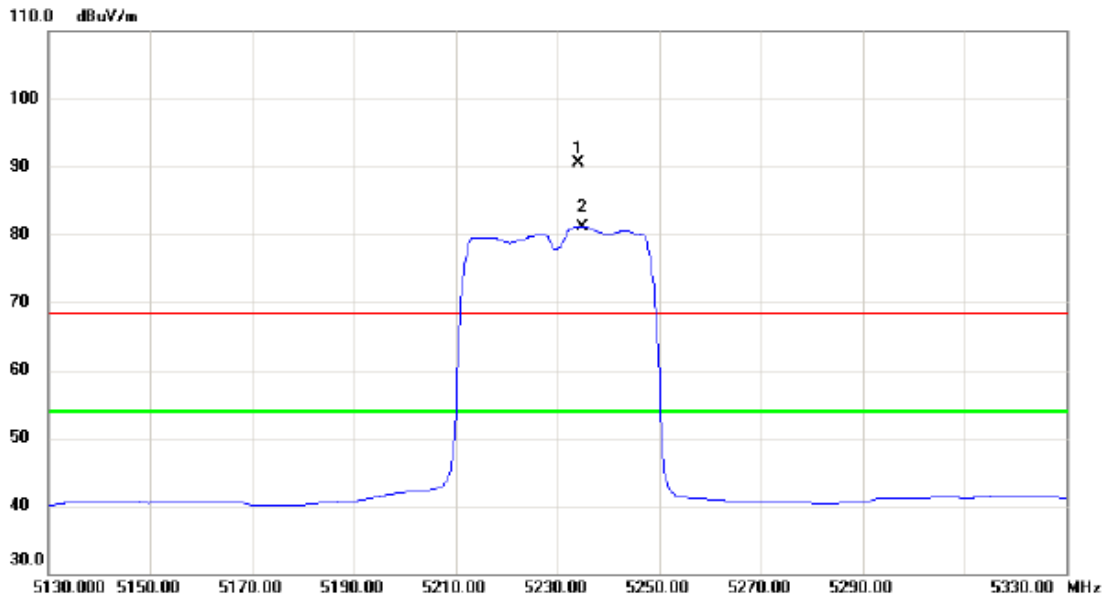
Vertical



No.	Mk.	Freq.	Reading Level	Correct Factor	Measurement	Limit	Margin	Detector	Comment
		MHz	dBuV	dB	dBuV/m	dBuV/m	dB		

Orthogonal Axis:	X
Test Mode:	UNII-1/ TX AC40 Mode 5230MHz_ANT 0

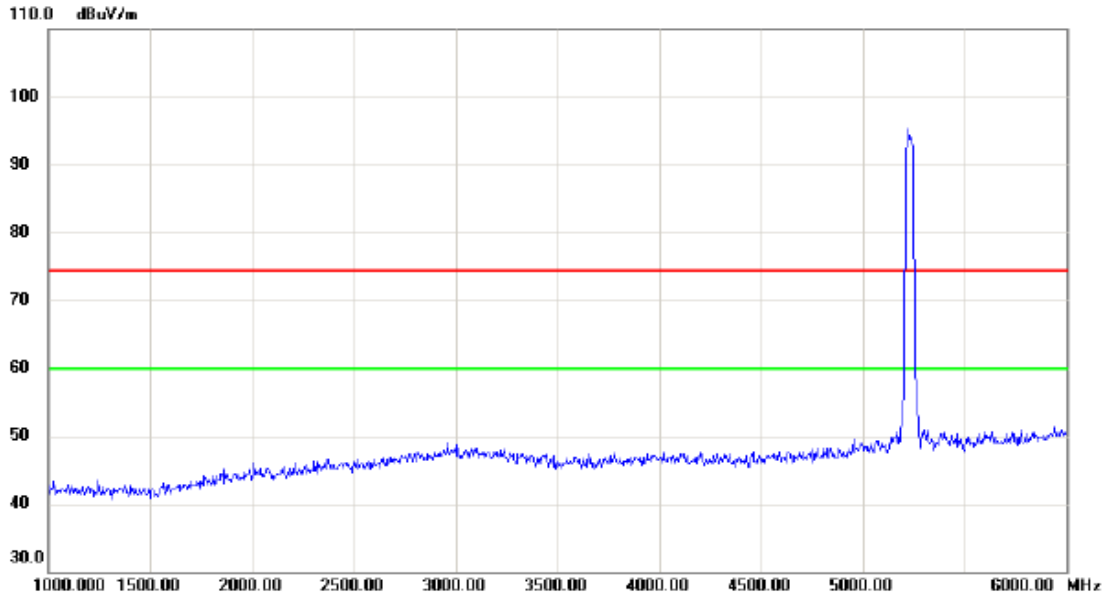
Horizontal



No.	Mk.	Freq. MHz	Reading Level dBuV	Correct Factor dB	Measure- ment dBuV/m	Limit dBuV/m	Margin dB	Detector	Comment
1	X	5234.200	49.57	40.90	90.47	68.30	22.17	peak	No Limit
2	*	5234.800	40.25	40.90	81.15	54.00	27.15	AVG	No Limit

Orthogonal Axis:	X
Test Mode:	UNII-1/ TX AC40 Mode 5230MHz_ANT 0

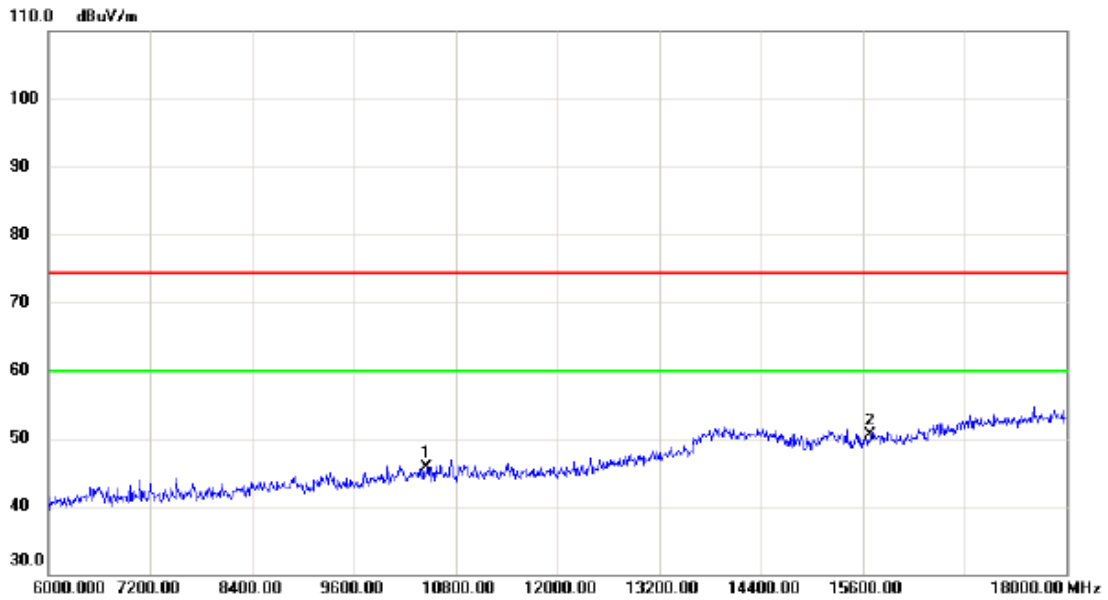
Horizontal



No.	Mk.	Freq.	Reading Level	Correct Factor	Measurement	Limit	Margin	Detector	Comment
		MHz	dBuV	dB	dBuV/m	dBuV/m	dB		
		5230	95		95	74	21		

Orthogonal Axis:	X
Test Mode:	UNII-1/ TX AC40 Mode 5230MHz_ANT 0

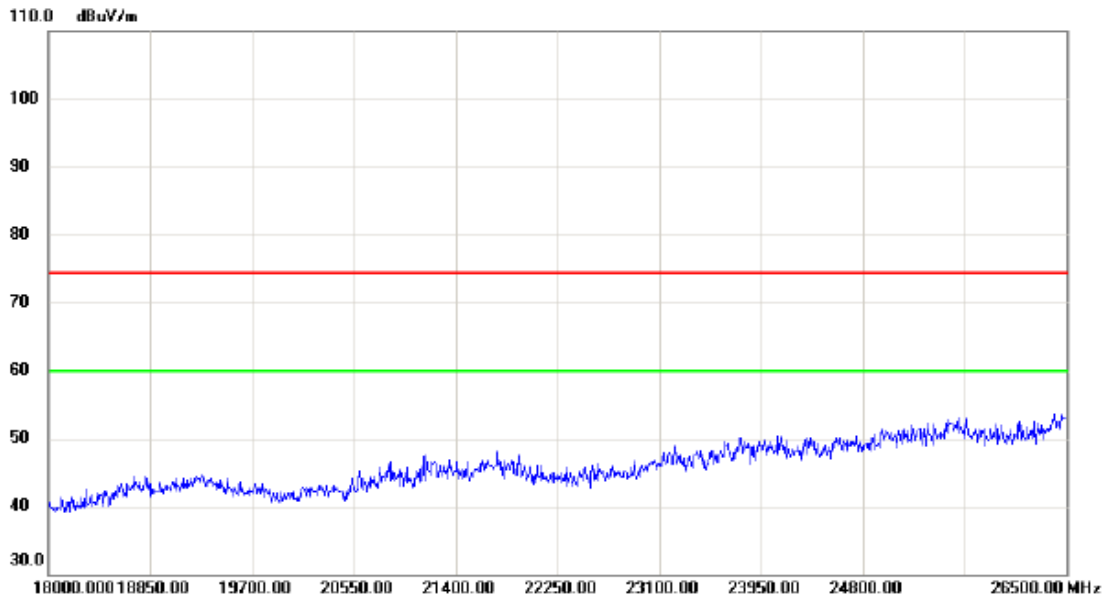
Horizontal



No.	Mk.	Freq. MHz	Reading Level dBuV	Correct Factor dB	Measure- ment dBuV/m	Limit dBuV/m	Margin dB	Detector	Comment
1		10460.000	30.31	15.49	45.80	74.30	-28.50	peak	
2	*	15690.000	31.56	18.88	50.44	74.30	-23.86	peak	

Orthogonal Axis:	X
Test Mode:	UNII-1/ TX AC40 Mode 5230MHz_ANT 0

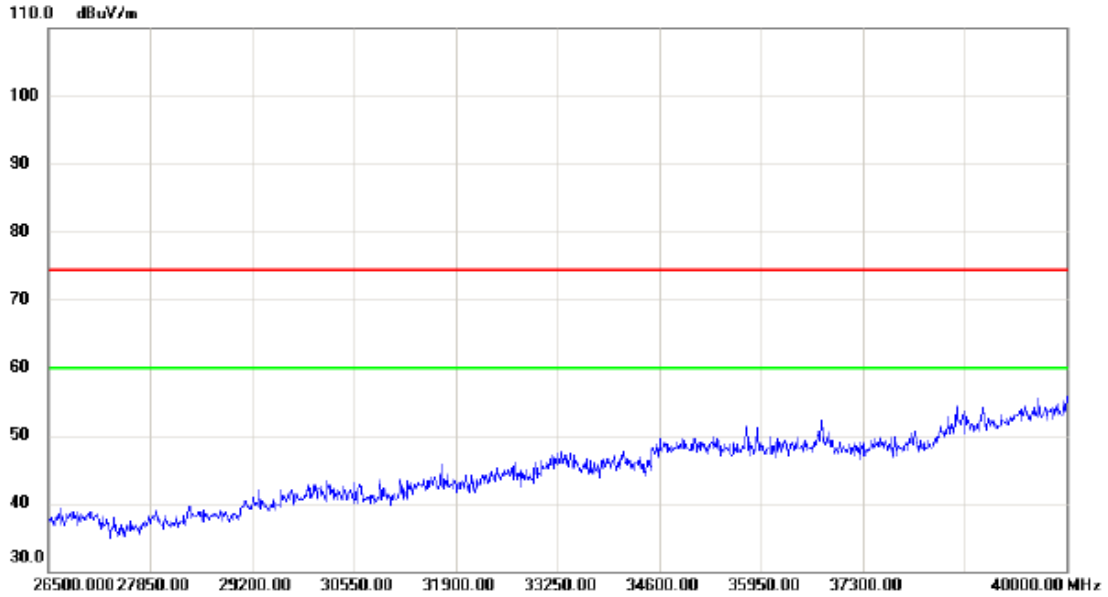
Horizontal



No.	Mk.	Freq.	Reading Level	Correct Factor	Measurement	Limit	Margin	Detector	Comment
		MHz	dBuV	dB	dBuV/m	dBuV/m	dB		
		18000.000	40		40	75	35		
		18850.00	42		42	75	33		
		19700.00	43		43	75	32		
		20550.00	42		42	75	33		
		21400.00	45		45	75	30		
		22250.00	46		46	75	29		
		23100.00	47		47	75	28		
		23950.00	48		48	75	27		
		24800.00	49		49	75	26		
		25650.00	50		50	75	25		

Orthogonal Axis:	X
Test Mode:	UNII-1/ TX AC40 Mode 5230MHz_ANT 0

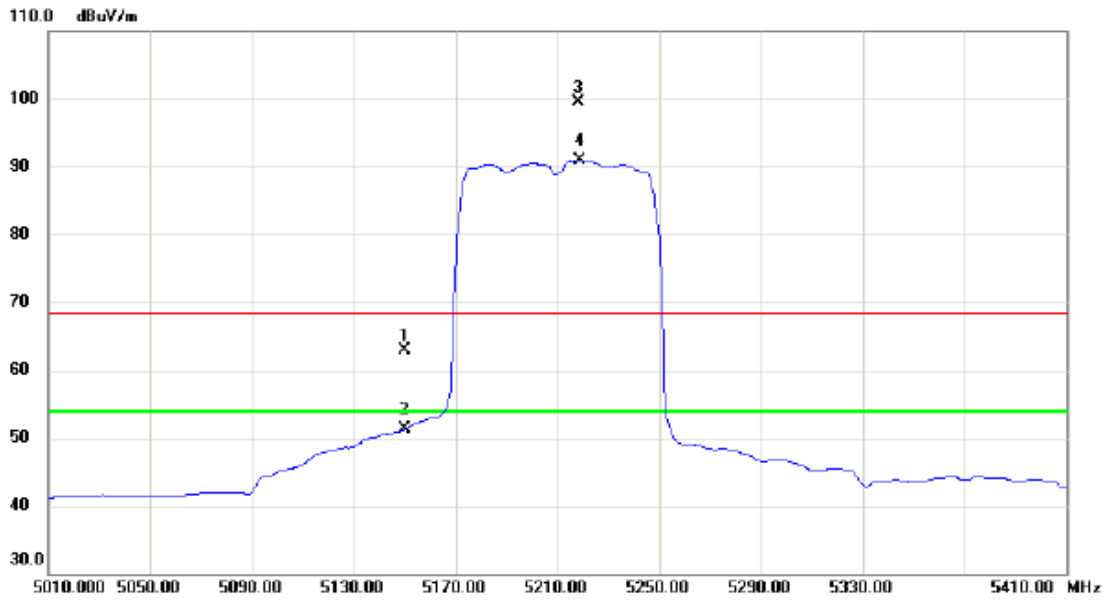
Horizontal



No.	Mk.	Freq.	Reading Level	Correct Factor	Measurement	Limit	Margin	Detector	Comment
		MHz	dBuV	dB	dBuV/m	dBuV/m	dB		

Orthogonal Axis:	X
Test Mode:	UNII-1/ TX AC80 Mode 5210MHz_ANT 0

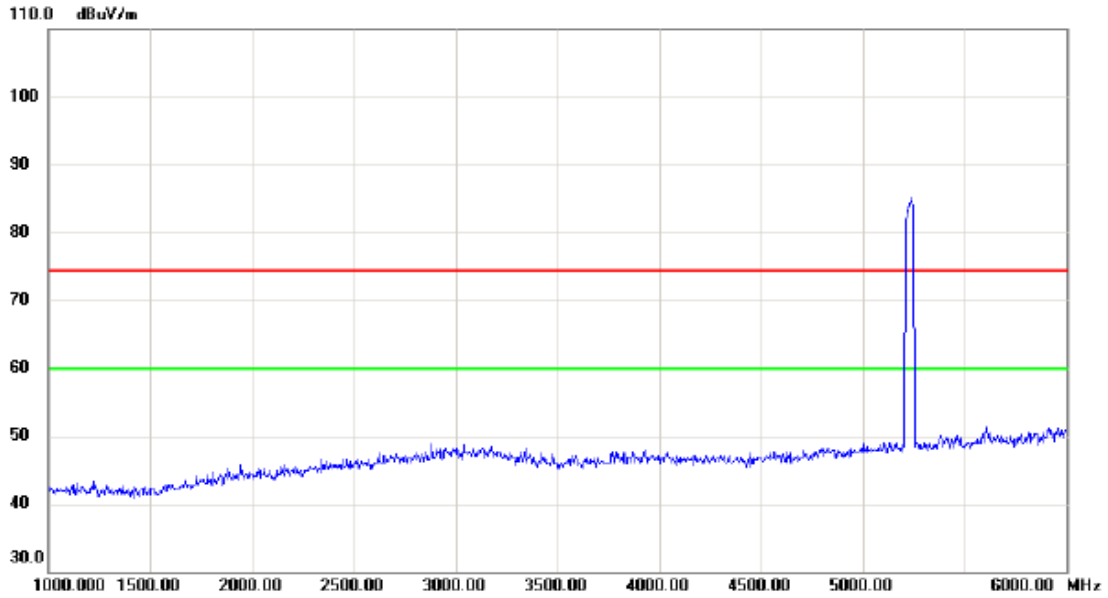
Vertical



No.	Mk.	Freq. MHz	Reading Level dBuV	Correct Factor dB	Measure- ment dBuV/m	Limit dBuV/m	Margin dB	Detector	Comment
1		5150.000	22.32	40.63	62.95	68.30	-5.35	peak	
2		5150.000	10.66	40.63	51.29	54.00	-2.71	AVG	
3	X	5218.000	58.73	40.85	99.58	68.30	31.28	peak	No Limit
4	*	5218.800	50.11	40.86	90.97	54.00	36.97	AVG	No Limit

Orthogonal Axis:	X
Test Mode:	UNII-1/ TX AC80 Mode 5210MHz_ANT 0

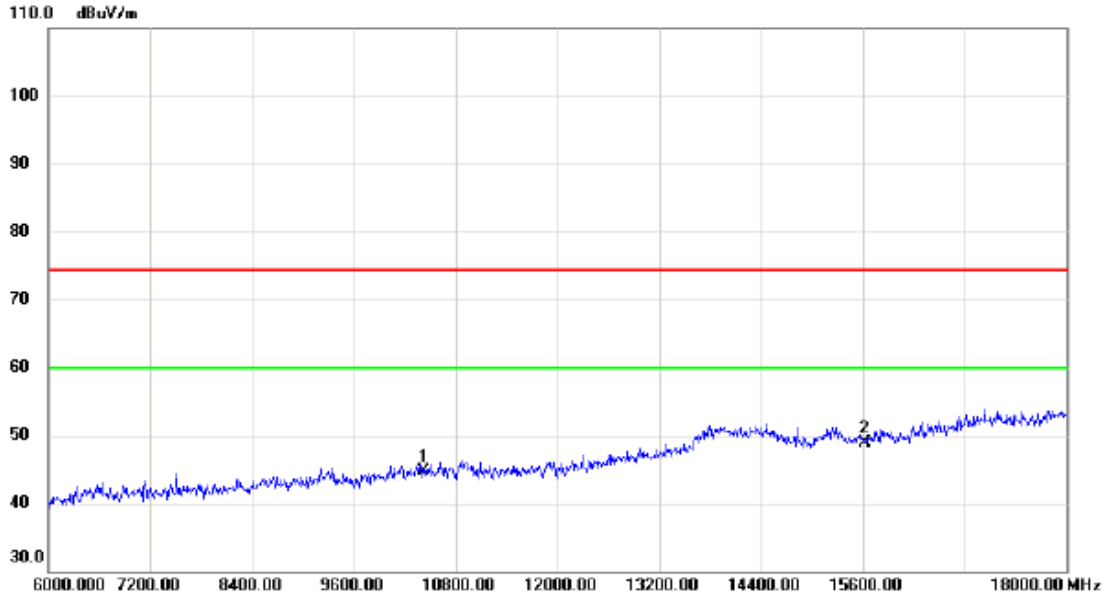
Vertical



No.	Mk.	Freq.	Reading Level	Correct Factor	Measurement	Limit	Margin	Detector	Comment
		MHz	dBuV	dB	dBuV/m	dBuV/m	dB		
		5210	85		85	74	11		

Orthogonal Axis:	X
Test Mode:	UNII-1/ TX AC80 Mode 5210MHz_ANT 0

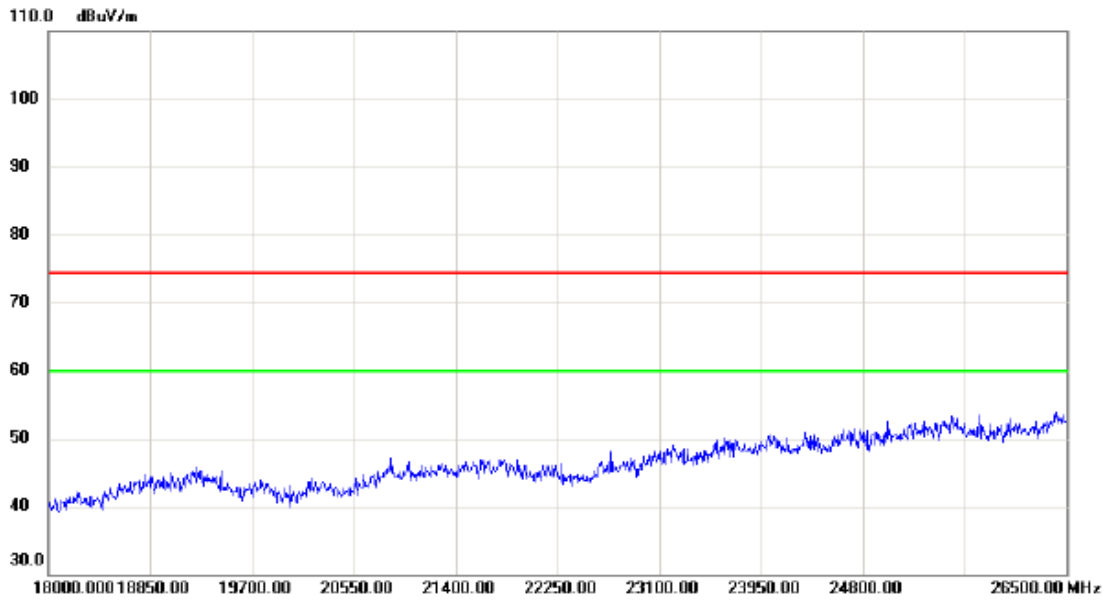
Vertical



No.	Mk.	Freq. MHz	Reading Level dBuV	Correct Factor dB	Measure- ment dBuV/m	Limit dBuV/m	Margin dB	Detector	Comment
1		10420.000	29.24	15.39	44.63	74.30	-29.67	peak	
2	*	15630.000	29.97	18.87	48.84	74.30	-25.46	peak	

Orthogonal Axis:	X
Test Mode:	UNII-1/ TX AC80 Mode 5210MHz_ANT 0

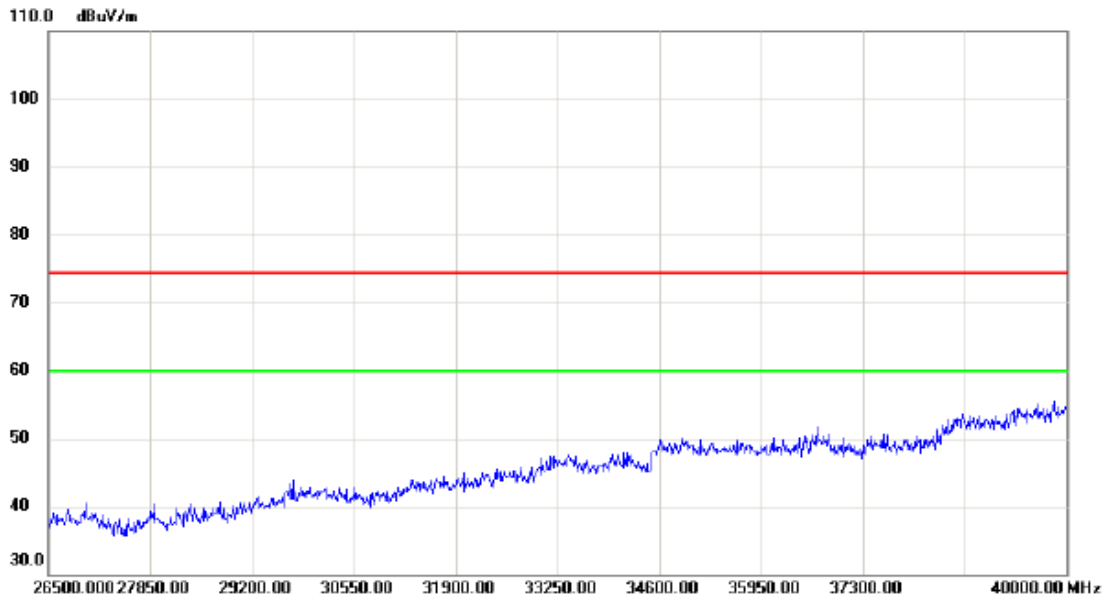
Vertical



No.	Mk.	Freq.	Reading Level	Correct Factor	Measurement	Limit	Margin	Detector	Comment
		MHz	dBuV	dB	dBuV/m	dBuV/m	dB		

Orthogonal Axis:	X
Test Mode:	UNII-1/ TX AC80 Mode 5210MHz_ANT 0

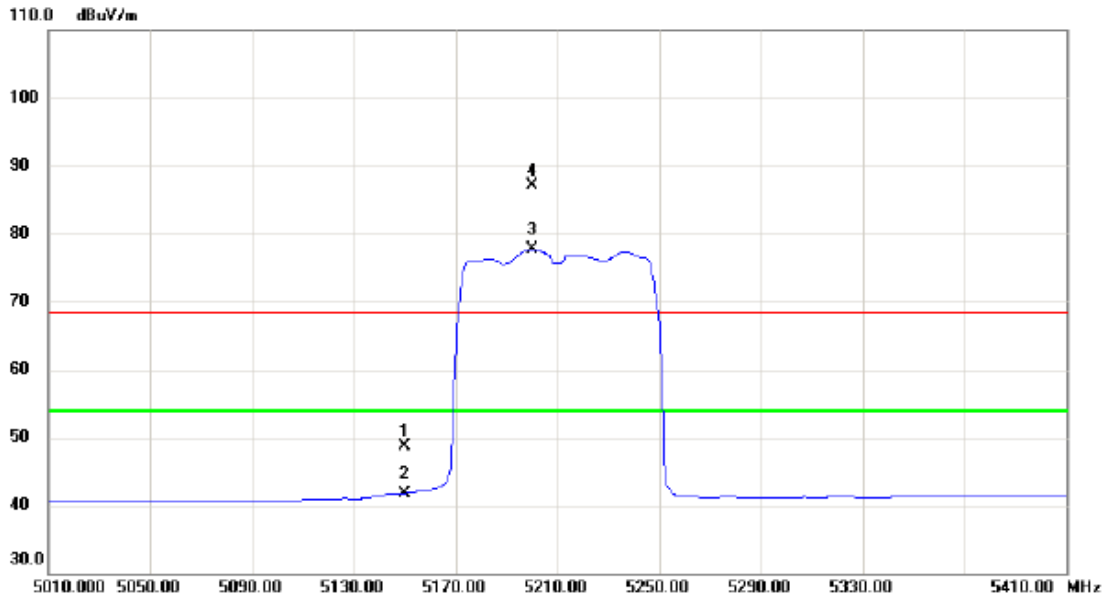
Vertical



No.	Mk.	Freq.	Reading Level	Correct Factor	Measurement	Limit	Margin	Detector	Comment
		MHz	dBuV	dB	dBuV/m	dBuV/m	dB		
		26500.000	~38		~38				
		27850.00	~38		~38				
		29200.00	~40		~40				
		30550.00	~42		~42				
		31900.00	~44		~44				
		33250.00	~46		~46				
		34600.00	~48		~48				
		35950.00	~48		~48				
		37300.00	~48		~48				
		40000.00	~55		~55				

Orthogonal Axis:	X
Test Mode:	UNII-1/ TX AC80 Mode 5210MHz_ANT 0

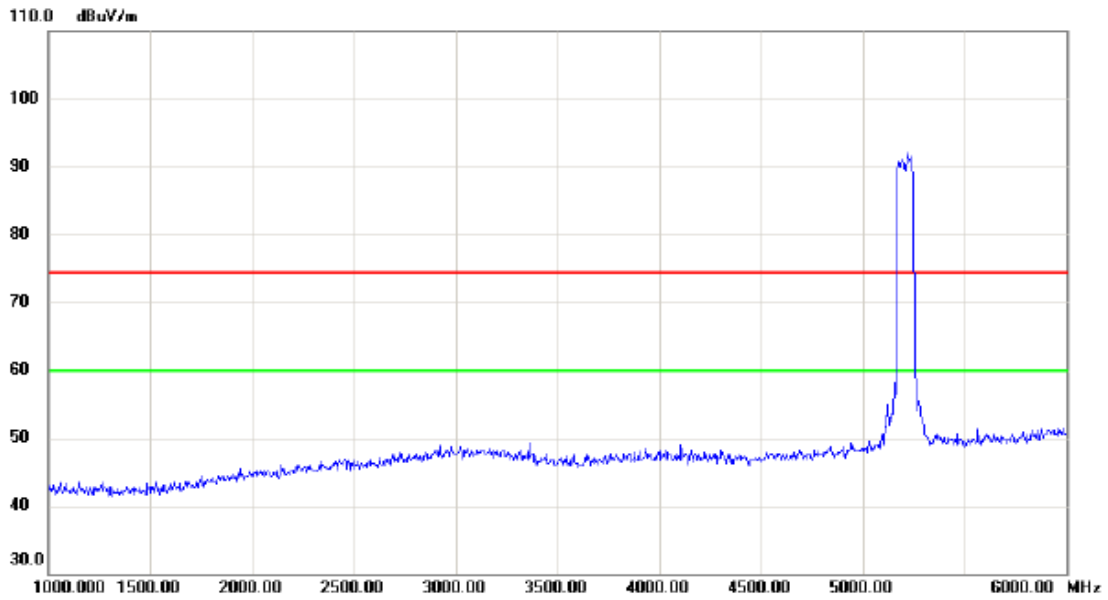
Horizontal



No.	Mk.	Freq. MHz	Reading Level dBuV	Correct Factor dB	Measure- ment dBuV/m	Limit dBuV/m	Margin dB	Detector	Comment
1		5150.000	8.13	40.63	48.76	68.30	-19.54	peak	
2		5150.000	1.14	40.63	41.77	54.00	-12.23	AVG	
3	*	5200.000	36.90	40.79	77.69	54.00	23.69	AVG	No Limit
4	X	5200.400	46.37	40.79	87.16	68.30	18.86	peak	No Limit

Orthogonal Axis:	X
Test Mode:	UNII-1/ TX AC80 Mode 5210MHz_ANT 0

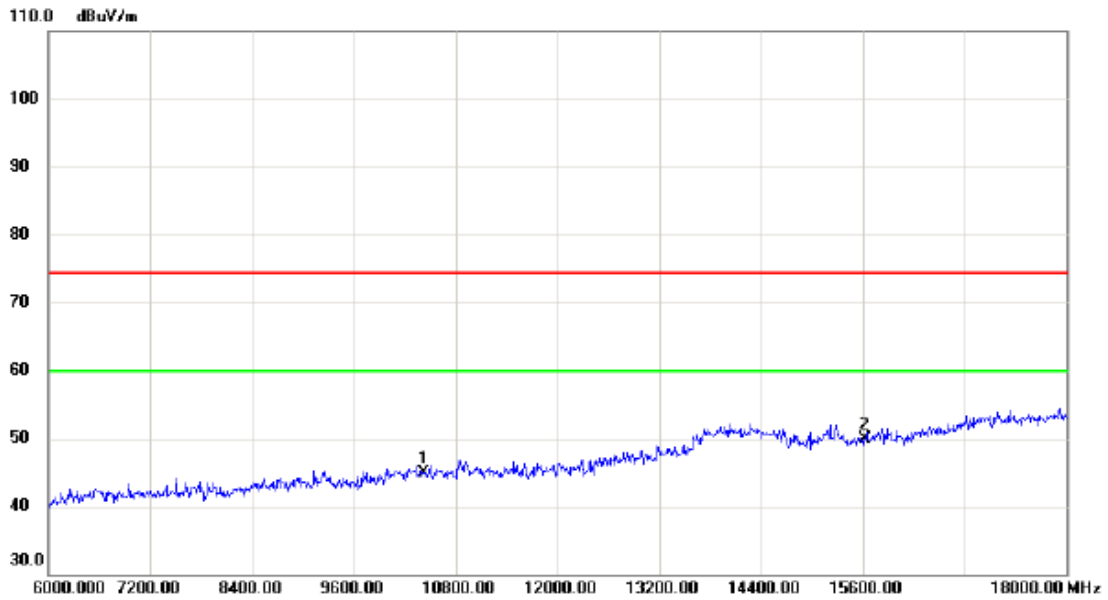
Horizontal



No.	Mk.	Freq.	Reading Level	Correct Factor	Measurement	Limit	Margin	Detector	Comment
		MHz	dBuV	dB	dBuV/m	dBuV/m	dB		
		5210	90		90	74	16		

Orthogonal Axis:	X
Test Mode:	UNII-1/ TX AC80 Mode 5210MHz_ANT 0

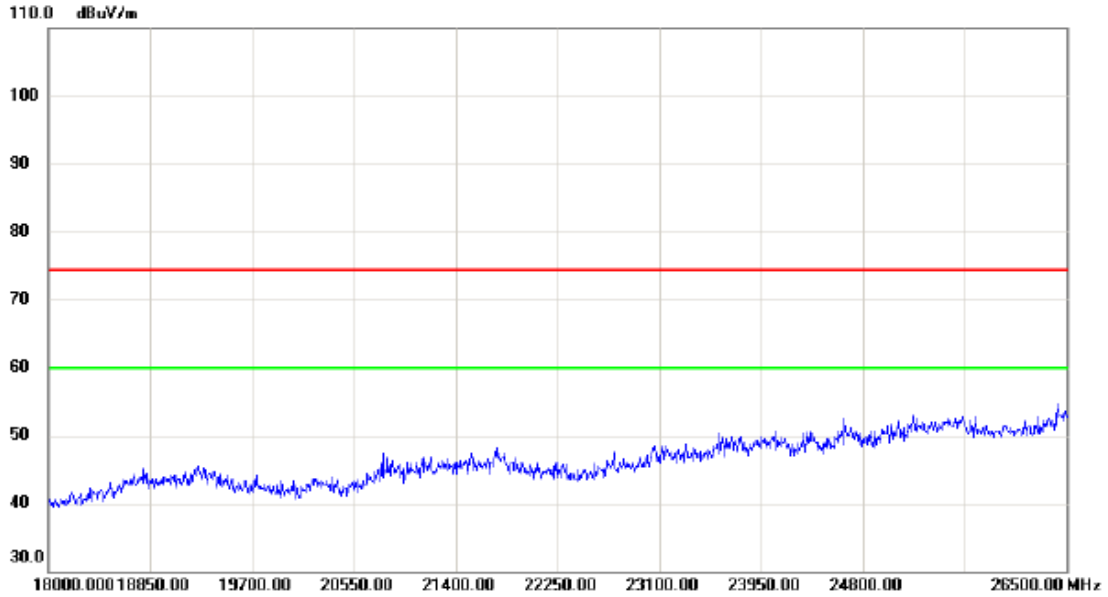
Horizontal



No.	Mk.	Freq. MHz	Reading Level dBuV	Correct Factor dB	Measure- ment dBuV/m	Limit dBuV/m	Margin dB	Detector	Comment
1		10420.000	29.47	15.39	44.86	74.30	-29.44	peak	
2	*	15630.000	31.03	18.87	49.90	74.30	-24.40	peak	

Orthogonal Axis:	X
Test Mode:	UNII-1/ TX AC80 Mode 5210MHz_ANT 0

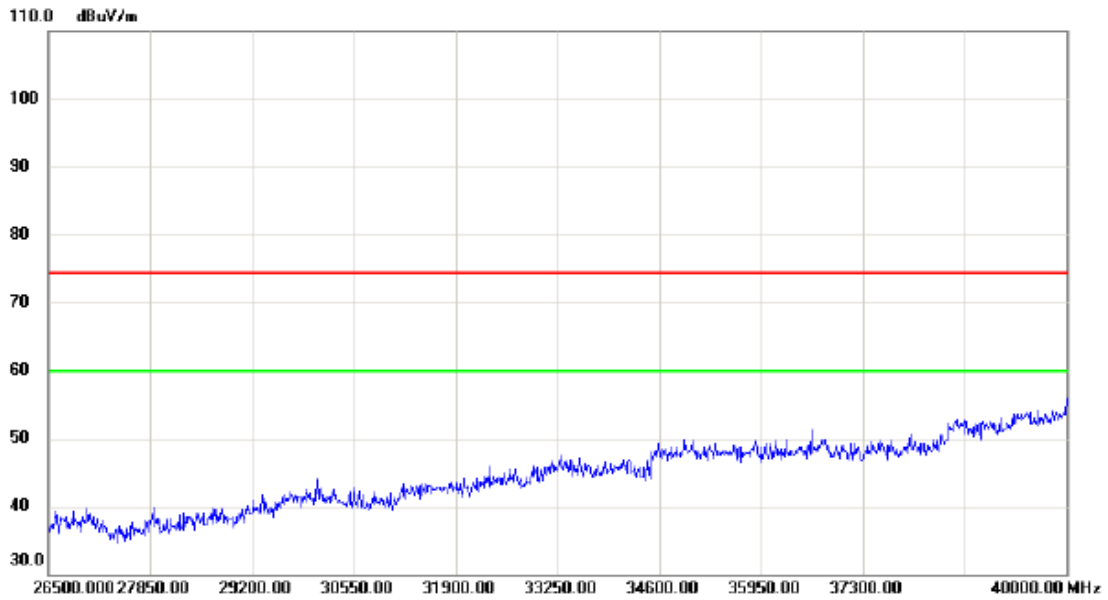
Horizontal



No.	Mk.	Freq.	Reading Level	Correct Factor	Measurement	Limit	Margin	Detector	Comment
		MHz	dBuV	dB	dBuV/m	dBuV/m	dB		

Orthogonal Axis:	X
Test Mode:	UNII-1/ TX AC80 Mode 5210MHz_ANT 0

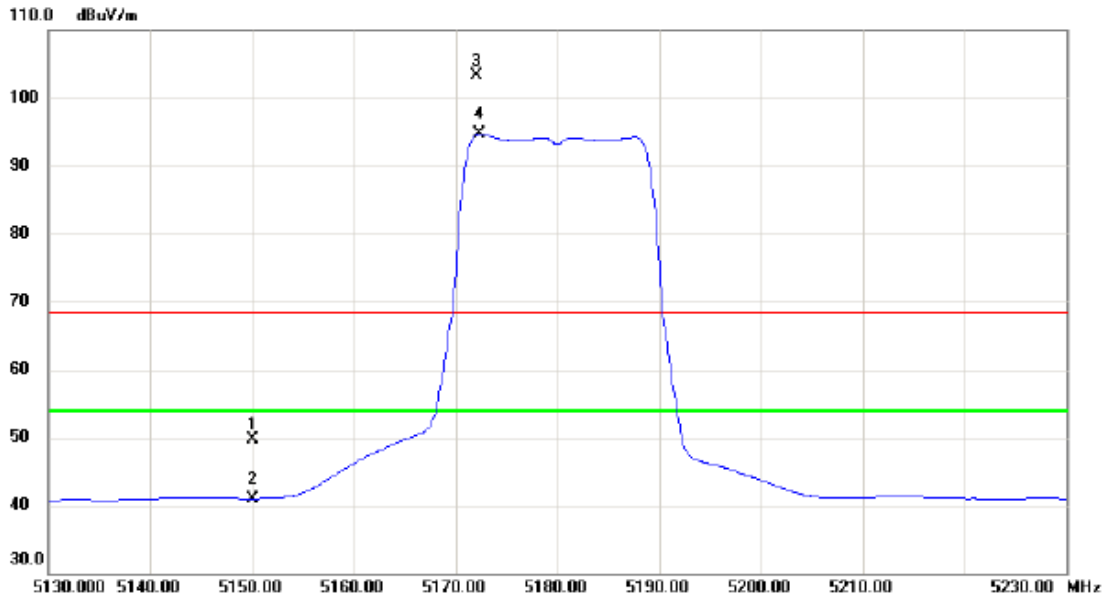
Horizontal



No.	Mk.	Freq.	Reading Level	Correct Factor	Measurement	Limit	Margin	Detector	Comment
		MHz	dBuV	dB	dBuV/m	dBuV/m	dB		
		26500.000	38		38	75	37		
		27850.00	38		38	75	37		
		29200.00	40		40	75	35		
		30550.00	42		42	75	33		
		31900.00	43		43	75	32		
		33250.00	45		45	75	30		
		34600.00	48		48	75	27		
		35950.00	48		48	75	27		
		37300.00	48		48	75	27		
		40000.00	55		55	75	20		

Orthogonal Axis:	X
Test Mode:	UNII-1/ TX N20 Mode 5180MHz_ANT 1

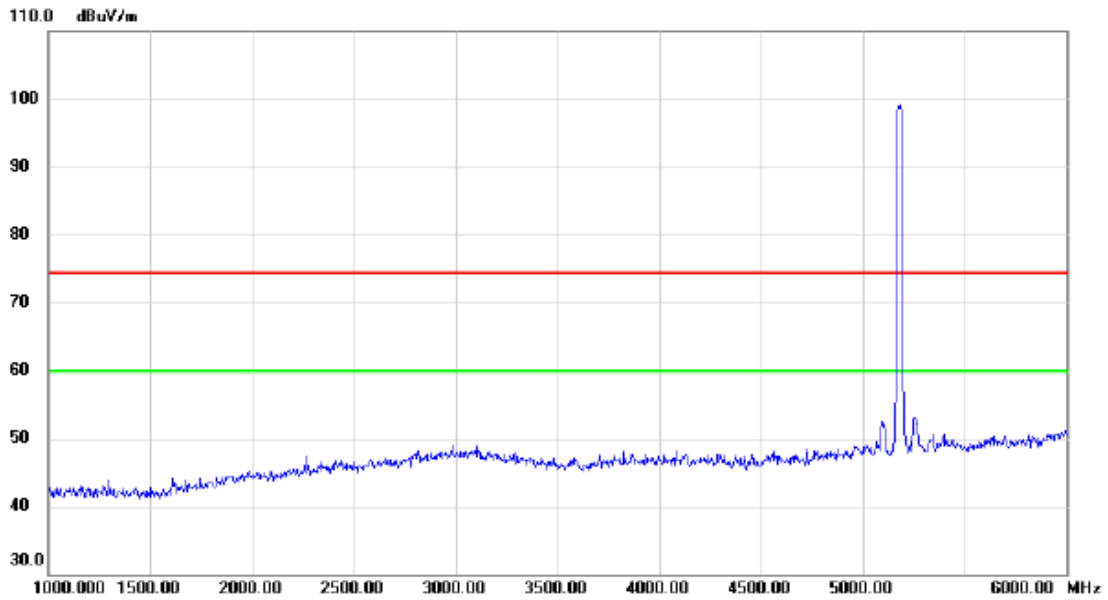
Vertical



No.	Mk.	Freq. MHz	Reading Level dBuV	Correct Factor dB	Measure- ment dBuV/m	Limit dBuV/m	Margin dB	Detector	Comment
1		5150.000	9.02	40.63	49.65	68.30	-18.65	peak	
2		5150.000	0.32	40.63	40.95	54.00	-13.05	AVG	
3	X	5172.000	62.66	40.69	103.35	68.30	35.05	peak	No Limit
4	*	5172.300	53.97	40.70	94.67	54.00	40.67	AVG	No Limit

Orthogonal Axis:	X
Test Mode:	UNII-1/ TX N20 Mode 5180MHz_ANT 1

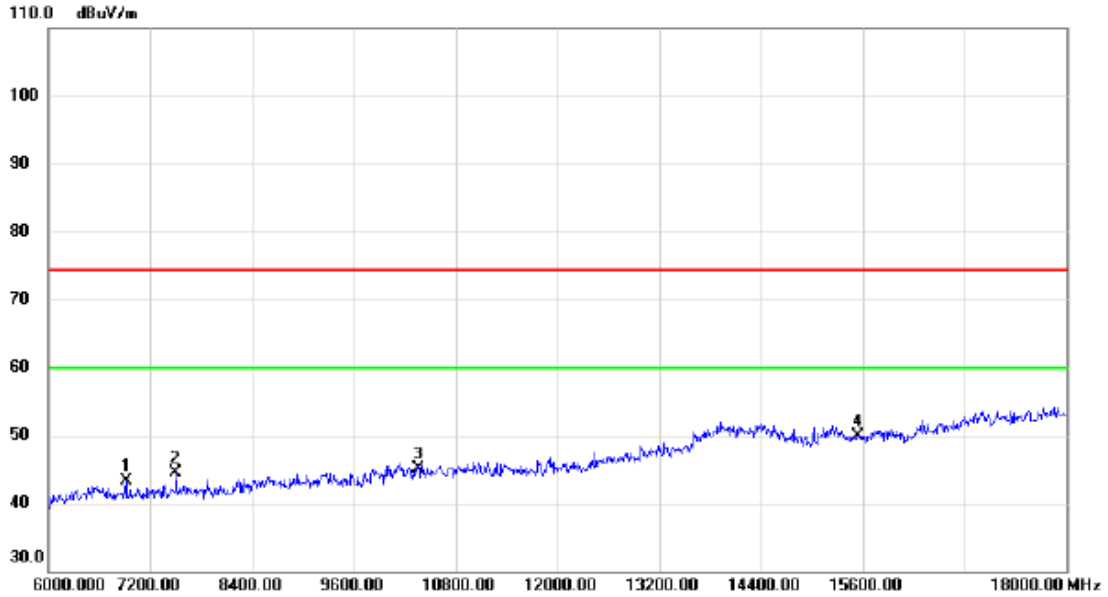
Vertical



No.	Mk.	Freq.	Reading Level	Correct Factor	Measurement	Limit	Margin	Detector	Comment
		MHz	dBuV	dB	dBuV/m	dBuV/m	dB		

Orthogonal Axis:	X
Test Mode:	UNII-1/ TX N20 Mode 5180MHz_ANT 1

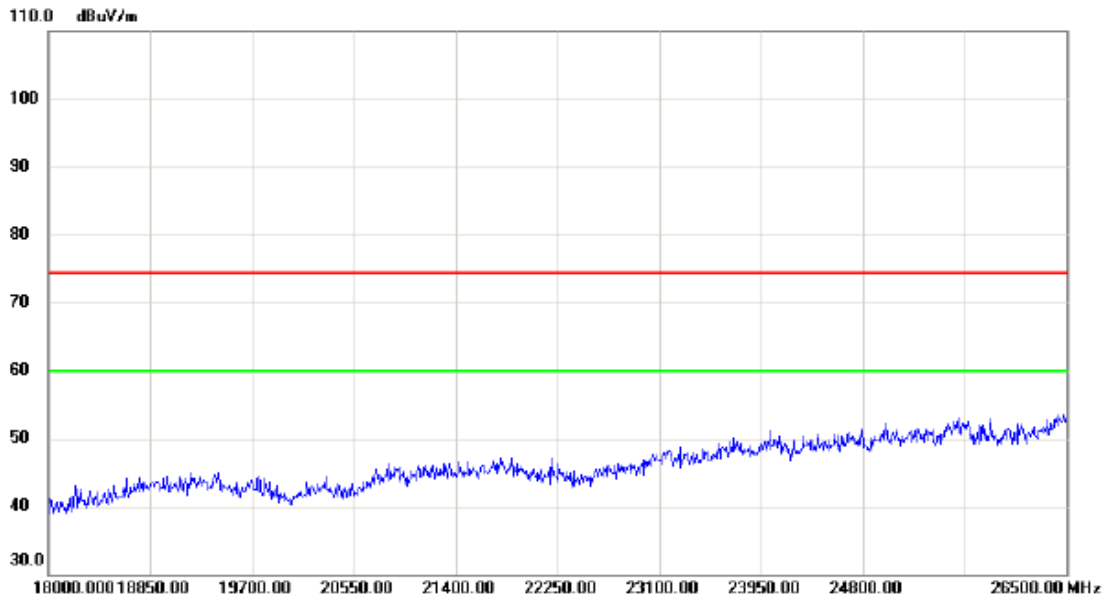
Vertical



No.	Mk.	Freq. MHz	Reading Level dBuV	Correct Factor dB	Measure- ment dBuV/m	Limit dBuV/m	Margin dB	Detector	Comment
1		6912.000	32.57	10.69	43.26	74.30	-31.04	peak	
2		7500.000	32.79	11.76	44.55	74.30	-29.75	peak	
3		10360.000	29.90	15.23	45.13	74.30	-29.17	peak	
4	*	15540.000	30.96	18.88	49.84	74.30	-24.46	peak	

Orthogonal Axis:	X
Test Mode:	UNII-1/ TX N20 Mode 5180MHz_ANT 1

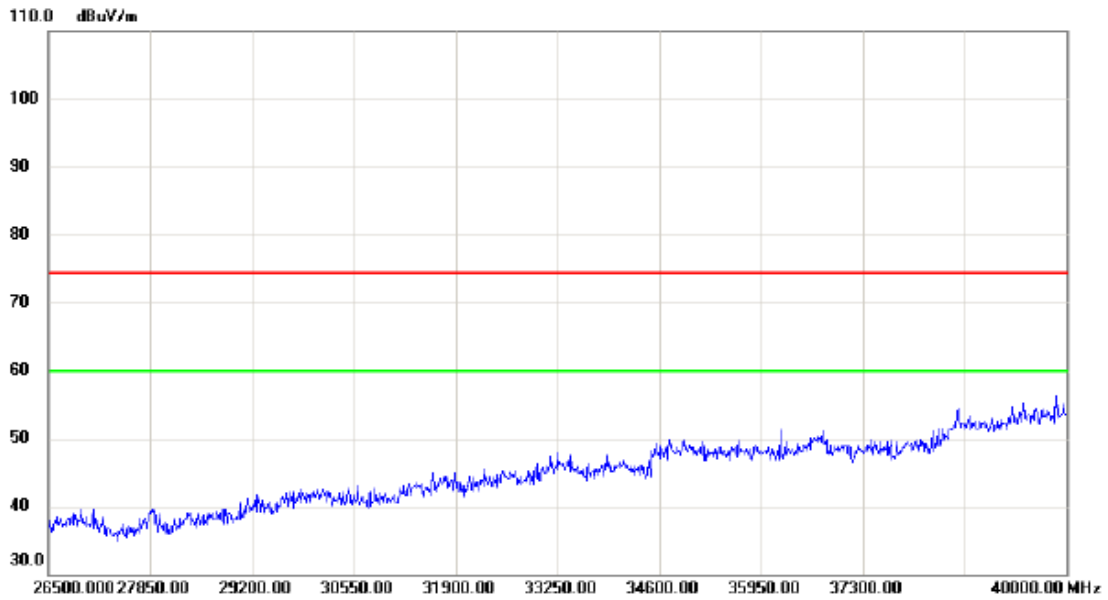
Vertical



No.	Mk.	Freq.	Reading Level	Correct Factor	Measurement	Limit	Margin	Detector	Comment
		MHz	dBuV	dB	dBuV/m	dBuV/m	dB		

Orthogonal Axis:	X
Test Mode:	UNII-1/ TX N20 Mode 5180MHz_ANT 1

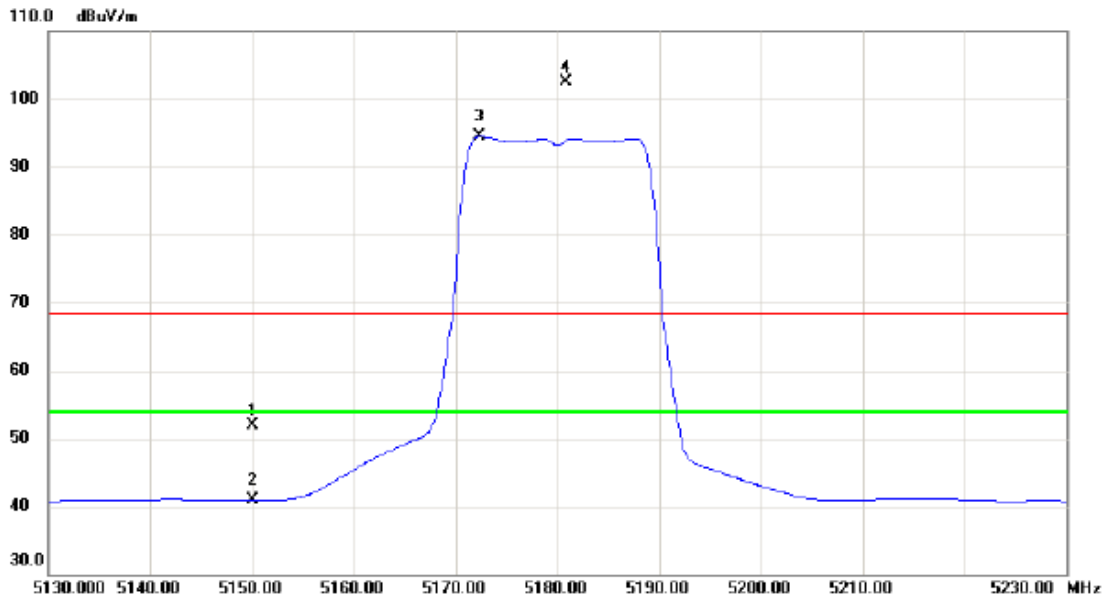
Vertical



No.	Mk.	Freq.	Reading Level	Correct Factor	Measurement	Limit	Margin	Detector	Comment
		MHz	dBuV	dB	dBuV/m	dBuV/m	dB		
		26500.000	~35		~35	~75	~40		
		27850.00	~38		~38	~75	~37		
		29200.00	~40		~40	~75	~35		
		30550.00	~42		~42	~75	~33		
		31900.00	~44		~44	~75	~31		
		33250.00	~46		~46	~75	~29		
		34600.00	~48		~48	~75	~27		
		35950.00	~50		~50	~75	~25		
		37300.00	~52		~52	~75	~23		
		40000.00	~55		~55	~75	~20		

Orthogonal Axis:	X
Test Mode:	UNII-1/ TX N20 Mode 5180MHz_ANT 1

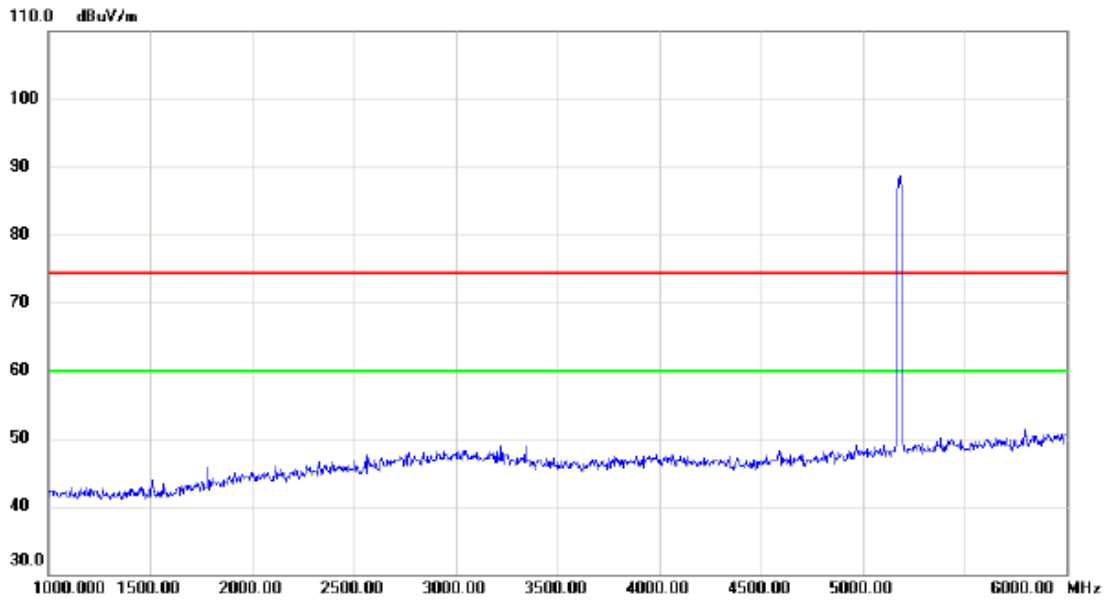
Horizontal



No.	Mk.	Freq. MHz	Reading Level dBuV	Correct Factor dB	Measure- ment dBuV/m	Limit dBuV/m	Margin dB	Detector	Comment
1		5150.000	11.33	40.63	51.96	68.30	-16.34	peak	
2		5150.000	0.20	40.63	40.83	54.00	-13.17	AVG	
3	*	5172.300	53.75	40.70	94.45	54.00	40.45	AVG	No Limit
4	X	5180.900	61.73	40.72	102.45	68.30	34.15	peak	No Limit

Orthogonal Axis:	X
Test Mode:	UNII-1/ TX N20 Mode 5180MHz_ANT 1

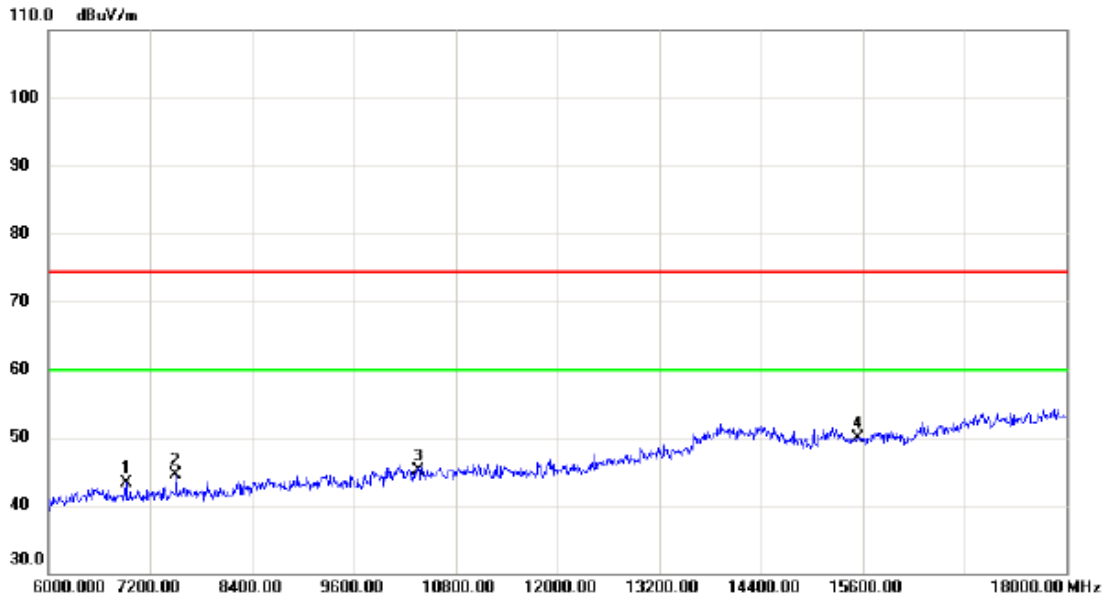
Horizontal



No.	Mk.	Freq.	Reading Level	Correct Factor	Measurement	Limit	Margin	Detector	Comment
		MHz	dBuV	dB	dBuV/m	dBuV/m	dB		
		5180.00	85.0	0.0	85.0	75.0	10.0		

Orthogonal Axis:	X
Test Mode:	UNII-1/ TX N20 Mode 5180MHz_ANT 1

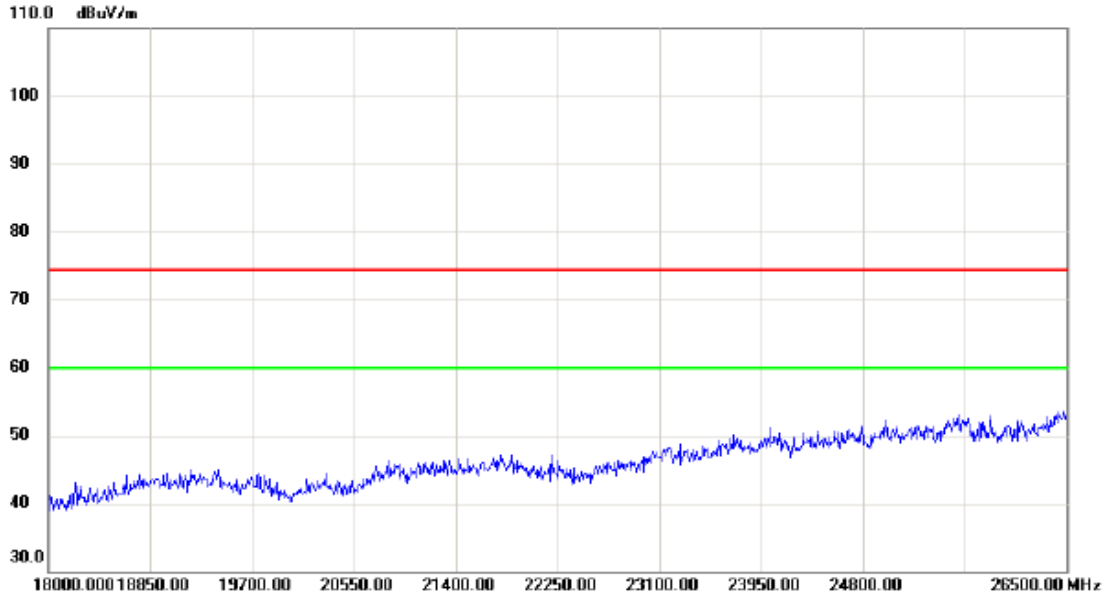
Horizontal



No.	Mk.	Freq. MHz	Reading Level dBuV	Correct Factor dB	Measure- ment dBuV/m	Limit dBuV/m	Margin dB	Detector	Comment
1		6912.000	32.57	10.69	43.26	74.30	-31.04	peak	
2		7500.000	32.79	11.76	44.55	74.30	-29.75	peak	
3		10360.000	29.90	15.23	45.13	74.30	-29.17	peak	
4	*	15540.000	30.96	18.88	49.84	74.30	-24.46	peak	

Orthogonal Axis:	X
Test Mode:	UNII-1/ TX N20 Mode 5180MHz_ANT 1

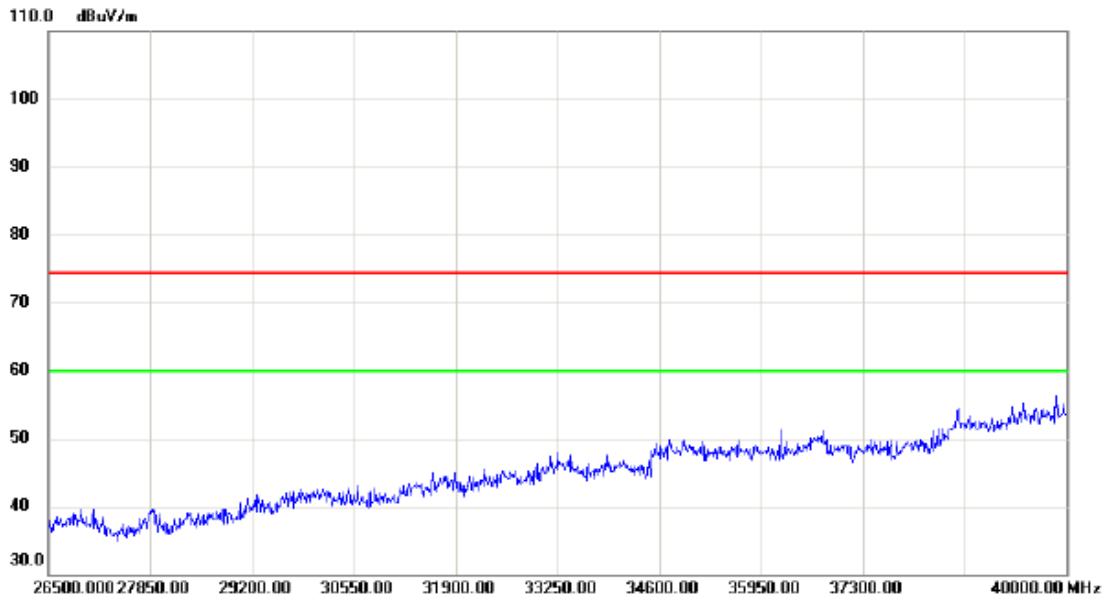
Horizontal



No.	Mk.	Freq.	Reading Level	Correct Factor	Measurement	Limit	Margin	Detector	Comment
		MHz	dBuV	dB	dBuV/m	dBuV/m	dB		

Orthogonal Axis:	X
Test Mode:	UNII-1/ TX N20 Mode 5180MHz_ANT 1

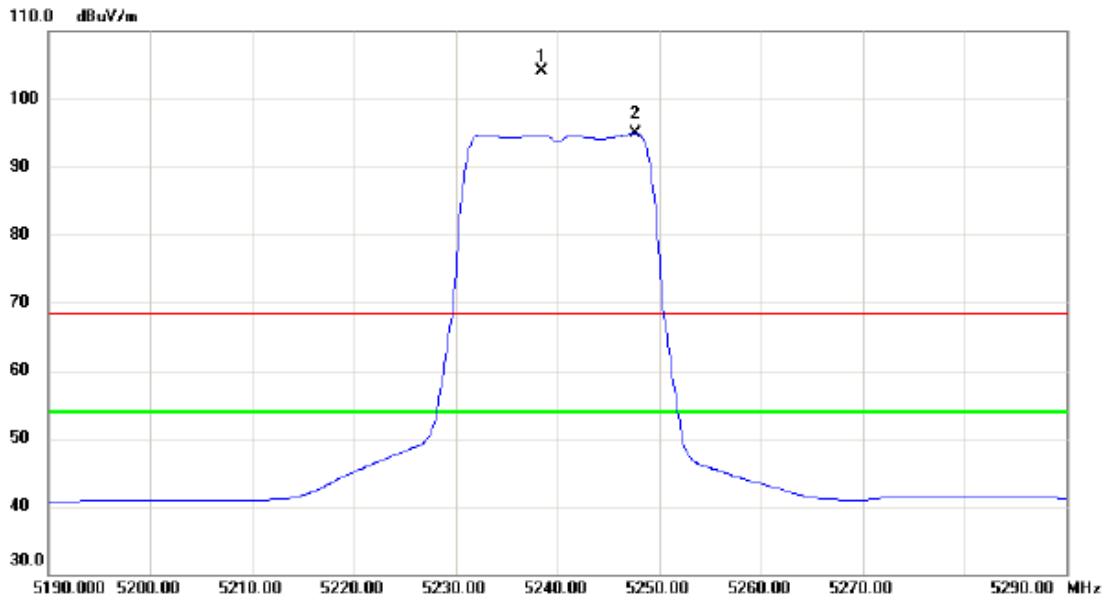
Horizontal



No.	Mk.	Freq.	Reading Level	Correct Factor	Measurement	Limit	Margin	Detector	Comment
		MHz	dBuV	dB	dBuV/m	dBuV/m	dB		
		26500.000	35		35	60	25		
		27850.00	35		35	60	25		
		29200.00	40		40	60	20		
		30550.00	40		40	60	20		
		31900.00	42		42	60	18		
		33250.00	45		45	60	15		
		34600.00	48		48	60	12		
		35950.00	48		48	60	12		
		37300.00	48		48	60	12		
		40000.00	55		55	60	5		

Orthogonal Axis:	X
Test Mode:	UNII-1/ TX N20 Mode 5240MHz_ANT 1

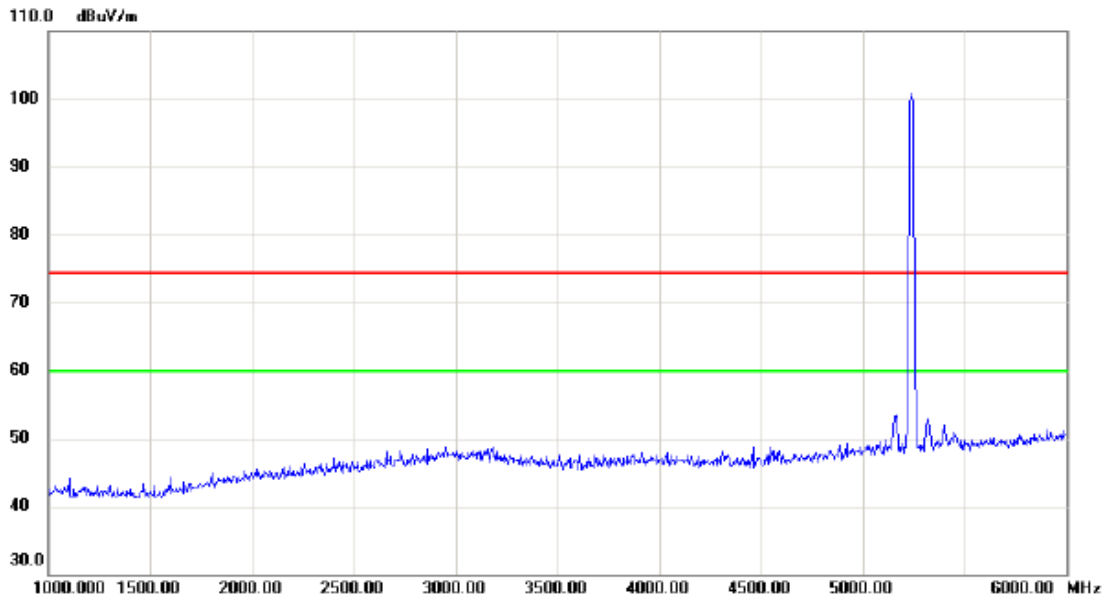
Vertical



No.	Mk.	Freq. MHz	Reading Level dBuV	Correct Factor dB	Measure- ment dBuV/m	Limit dBuV/m	Margin dB	Detector	Comment
1	X	5238.500	63.26	40.91	104.17	68.30	35.87	peak	No Limit
2	*	5247.700	53.99	40.94	94.93	54.00	40.93	AVG	No Limit

Orthogonal Axis:	X
Test Mode:	UNII-1/ TX N20 Mode 5240MHz_ANT 1

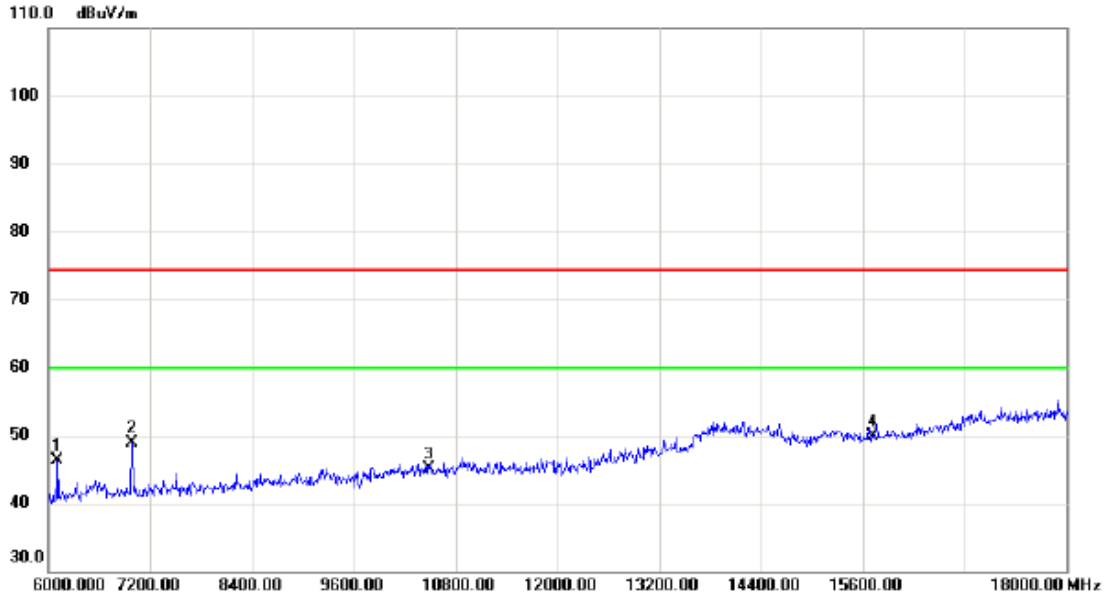
Vertical



No.	Mk.	Freq.	Reading Level	Correct Factor	Measurement	Limit	Margin	Detector	Comment
		MHz	dBuV	dB	dBuV/m	dBuV/m	dB		

Orthogonal Axis:	X
Test Mode:	UNII-1/ TX N20 Mode 5240MHz_ANT 1

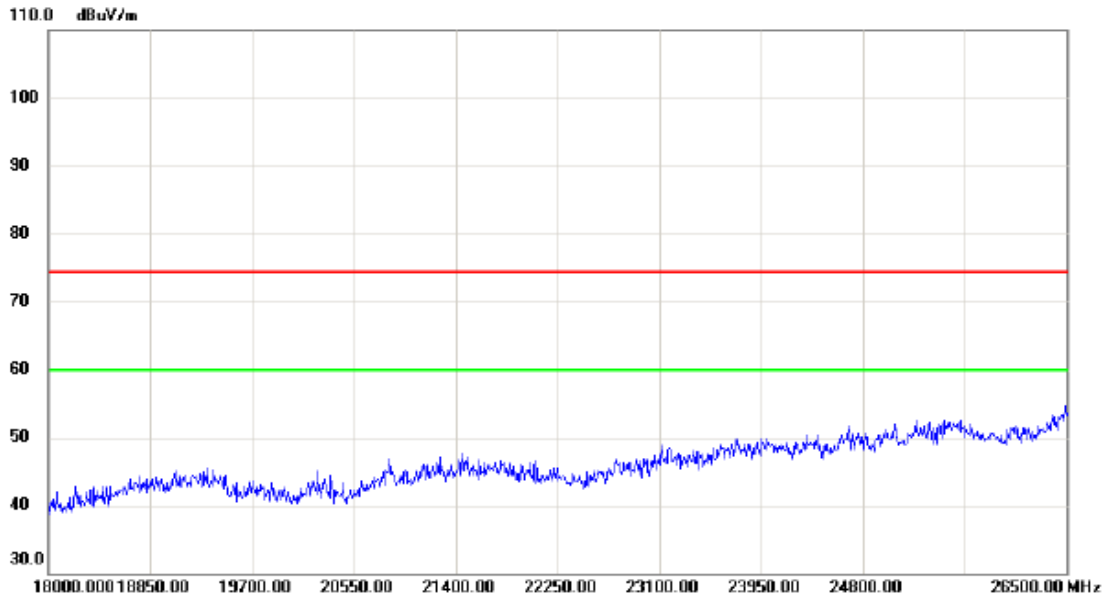
Vertical



No.	Mk.	Freq. MHz	Reading Level dBuV	Correct Factor dB	Measure- ment dBuV/m	Limit dBuV/m	Margin dB	Detector	Comment
1		6108.000	36.80	9.45	46.25	74.30	-28.05	peak	
2		6984.000	38.27	10.65	48.92	74.30	-25.38	peak	
3		10480.000	29.48	15.54	45.02	74.30	-29.28	peak	
4	*	15720.000	31.06	18.87	49.93	74.30	-24.37	peak	

Orthogonal Axis:	X
Test Mode:	UNII-1/ TX N20 Mode 5240MHz_ANT 1

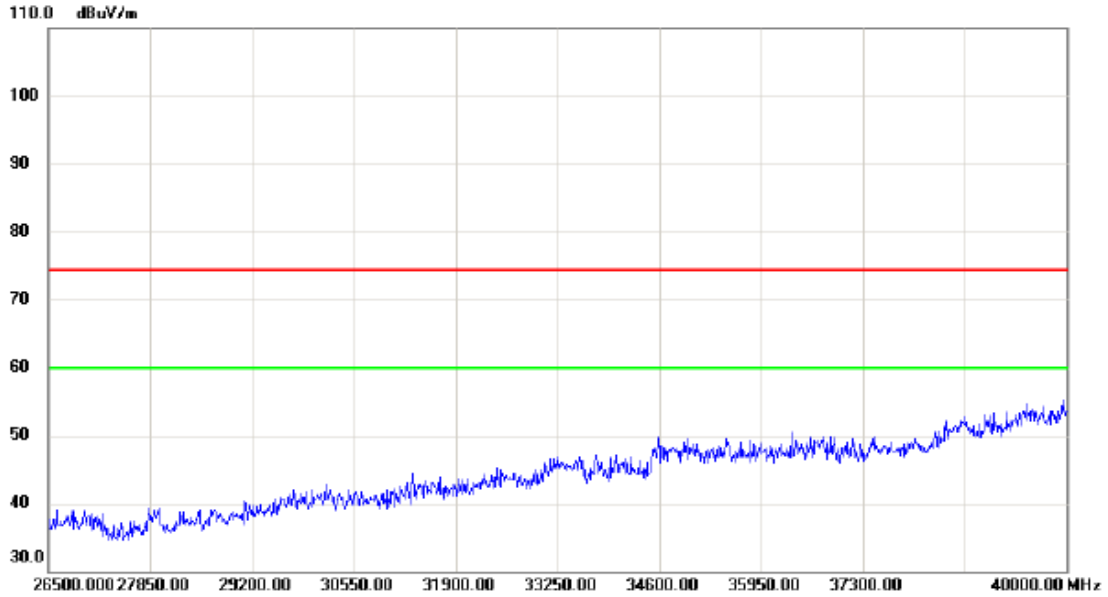
Vertical



No.	Mk.	Freq.	Reading Level	Correct Factor	Measurement	Limit	Margin	Detector	Comment
		MHz	dBuV	dB	dBuV/m	dBuV/m	dB		

Orthogonal Axis:	X
Test Mode:	UNII-1/ TX N20 Mode 5240MHz_ANT 1

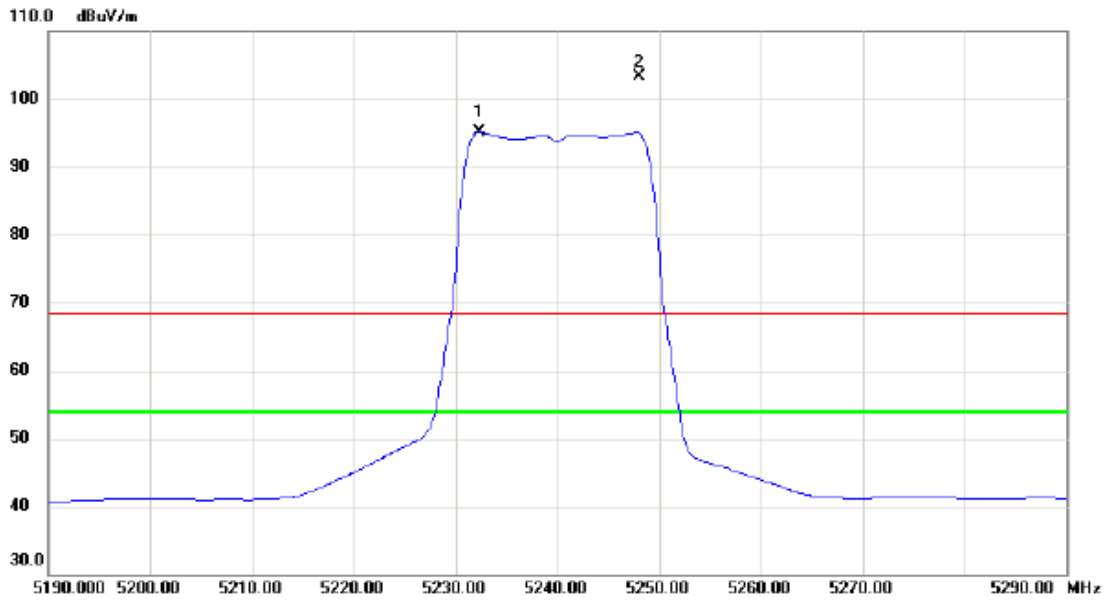
Vertical



No.	Mk.	Freq.	Reading Level	Correct Factor	Measurement	Limit	Margin	Detector	Comment
		MHz	dBuV	dB	dBuV/m	dBuV/m	dB		

Orthogonal Axis:	X
Test Mode:	UNII-1/ TX N20 Mode 5240MHz_ANT 1

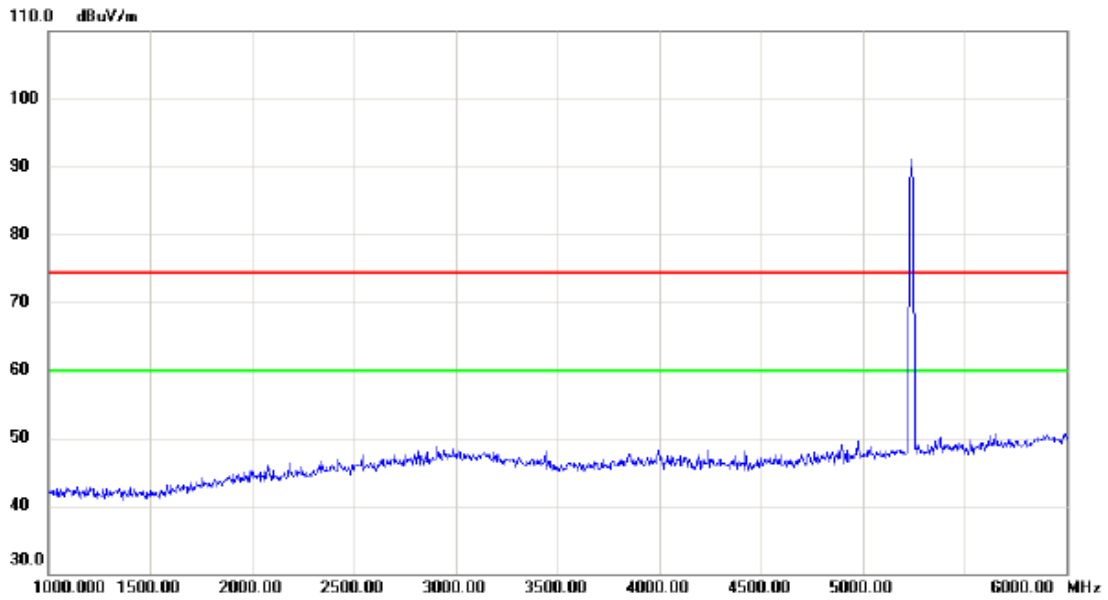
Horizontal



No.	Mk.	Freq. MHz	Reading Level dBuV	Correct Factor dB	Measure- ment dBuV/m	Limit dBuV/m	Margin dB	Detector	Comment
1	*	5232.300	54.19	40.90	95.09	54.00	41.09	AVG	No Limit
2	X	5248.000	62.32	40.95	103.27	68.30	34.97	peak	No Limit

Orthogonal Axis:	X
Test Mode:	UNII-1/ TX N20 Mode 5240MHz_ANT 1

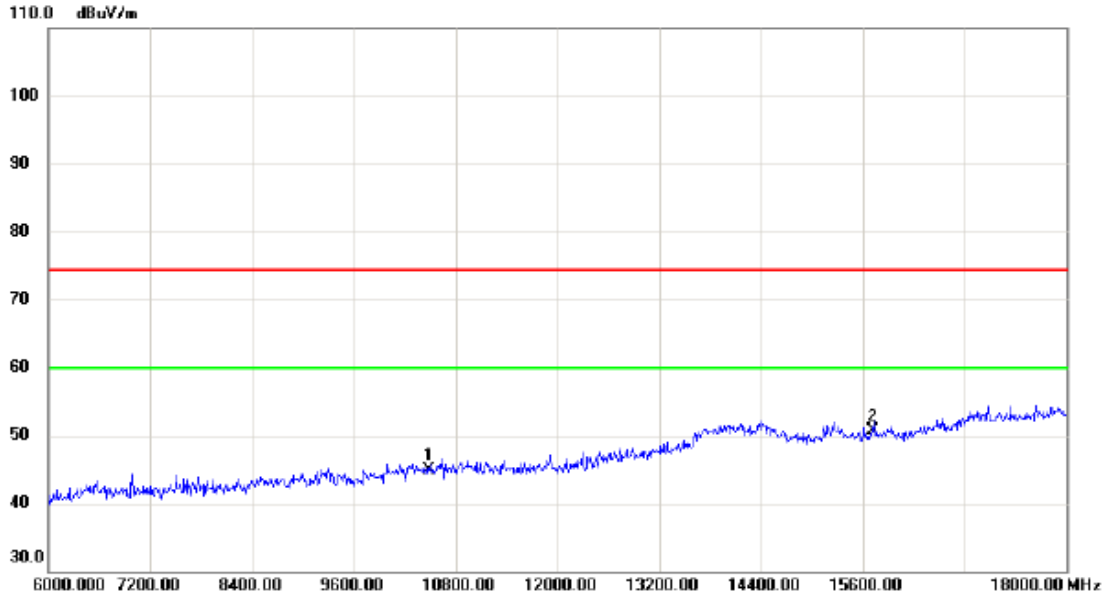
Horizontal



No.	Mk.	Freq.	Reading Level	Correct Factor	Measurement	Limit	Margin	Detector	Comment
		MHz	dBuV	dB	dBuV/m	dBuV/m	dB		
		5240	90		90	74	16		

Orthogonal Axis:	X
Test Mode:	UNII-1/ TX N20 Mode 5240MHz_ANT 1

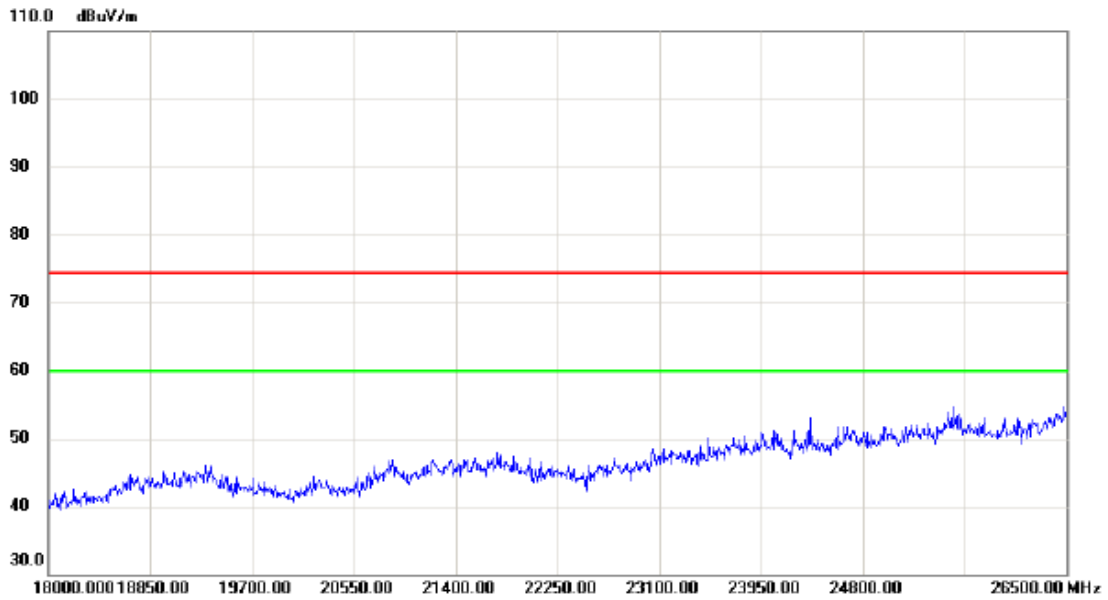
Horizontal



No.	Mk.	Freq. MHz	Reading Level dBuV	Correct Factor dB	Measure- ment dBuV/m	Limit dBuV/m	Margin dB	Detector	Comment
1		10480.000	29.39	15.54	44.93	74.30	-29.37	peak	
2	*	15720.000	31.87	18.87	50.74	74.30	-23.56	peak	

Orthogonal Axis:	X
Test Mode:	UNII-1/ TX N20 Mode 5240MHz_ANT 1

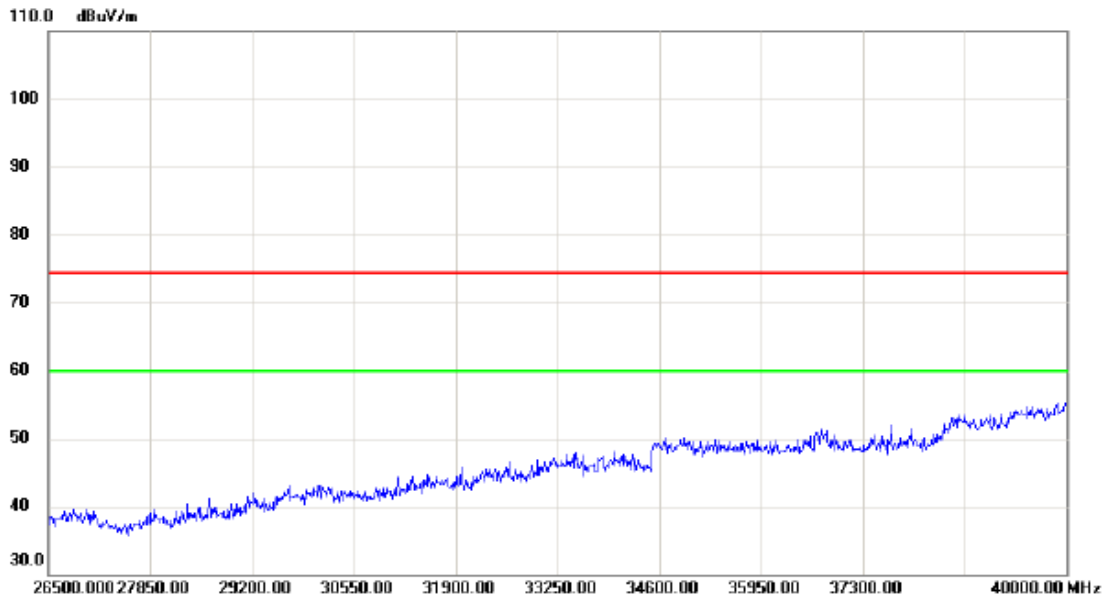
Horizontal



No.	Mk.	Freq.	Reading Level	Correct Factor	Measurement	Limit	Margin	Detector	Comment
		MHz	dBuV	dB	dBuV/m	dBuV/m	dB		

Orthogonal Axis:	X
Test Mode:	UNII-1/ TX N20 Mode 5240MHz_ANT 1

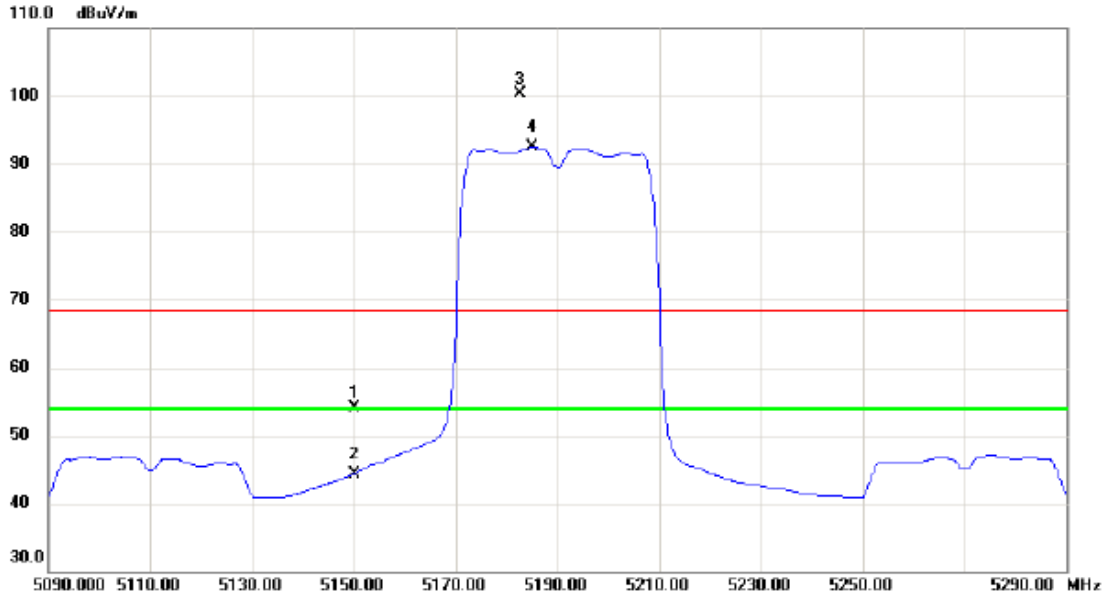
Horizontal



No.	Mk.	Freq.	Reading Level	Correct Factor	Measurement	Limit	Margin	Detector	Comment
		MHz	dBuV	dB	dBuV/m	dBuV/m	dB		
		26500.000	38		38				
		27850.00	37		37				
		29200.00	40		40				
		30550.00	41		41				
		31900.00	43		43				
		33250.00	46		46				
		34600.00	48		48				
		35950.00	48		48				
		37300.00	49		49				
		40000.00	55		55				

Orthogonal Axis:	X
Test Mode:	UNII-1/ TX N40 Mode 5190MHz_ANT 1

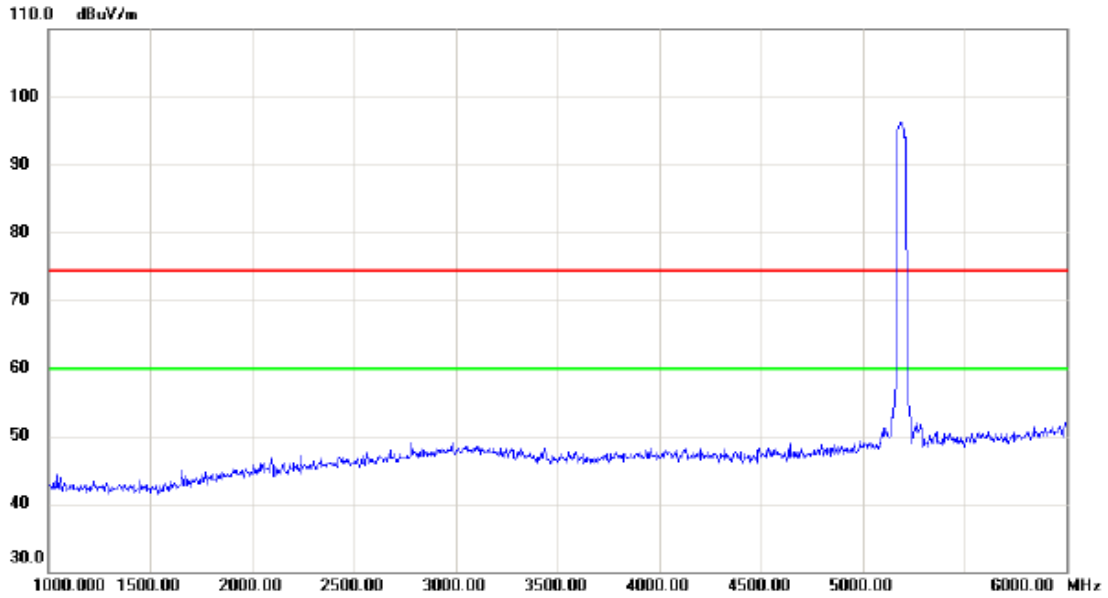
Vertical



No.	Mk.	Freq. MHz	Reading Level dBuV	Correct Factor dB	Measure- ment dBuV/m	Limit dBuV/m	Margin dB	Detector	Comment
1		5150.000	13.39	40.63	54.02	68.30	-14.28	peak	
2		5150.000	3.75	40.63	44.38	54.00	-9.62	AVG	
3	X	5182.600	59.66	40.73	100.39	68.30	32.09	peak	No Limit
4	*	5185.200	51.70	40.74	92.44	54.00	38.44	AVG	No Limit

Orthogonal Axis:	X
Test Mode:	UNII-1/ TX N40 Mode 5190MHz_ANT 1

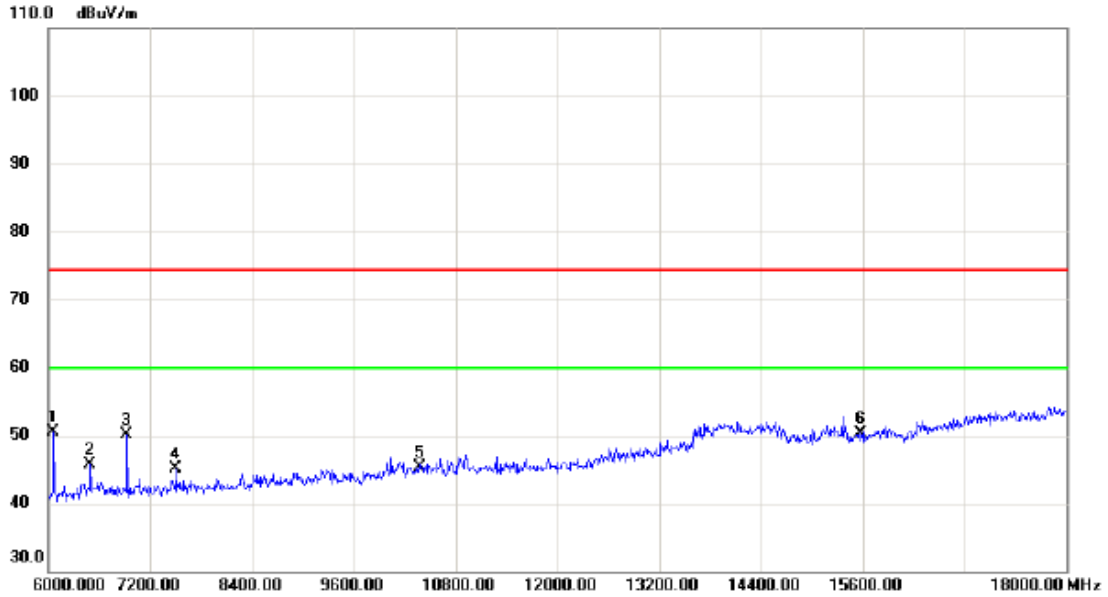
Vertical



No.	Mk.	Freq.	Reading Level	Correct Factor	Measurement	Limit	Margin	Detector	Comment
		MHz	dBuV	dB	dBuV/m	dBuV/m	dB		

Orthogonal Axis:	X
Test Mode:	UNII-1/ TX N40 Mode 5190MHz_ANT 1

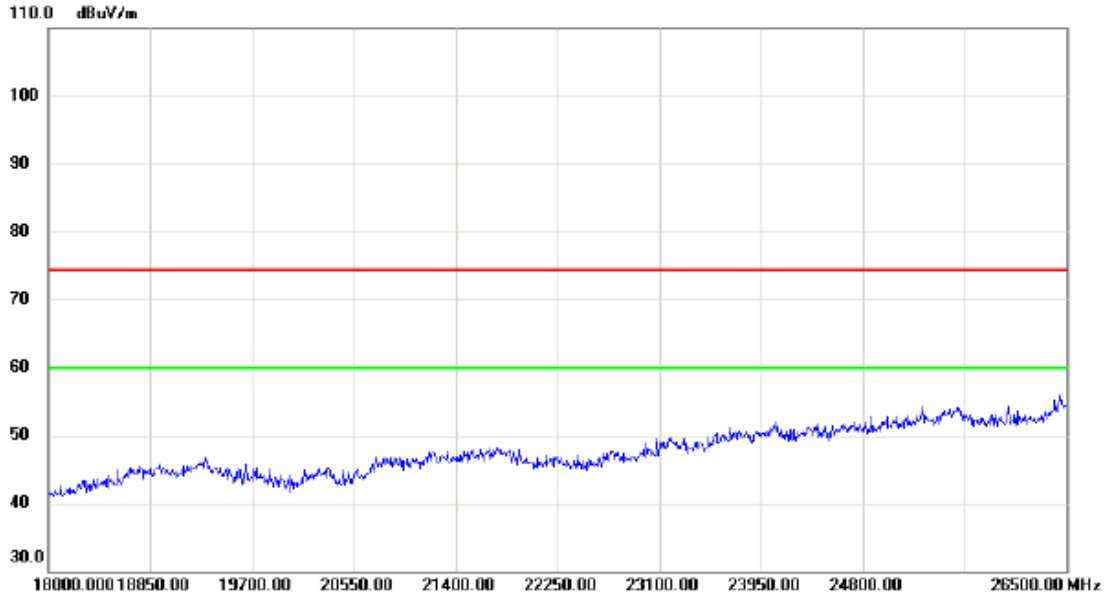
Vertical



No.	Mk.	Freq. MHz	Reading Level dBuV	Correct Factor dB	Measure- ment dBuV/m	Limit dBuV/m	Margin dB	Detector	Comment
1	*	6060.000	41.29	9.27	50.56	74.30	-23.74	peak	
2		6492.000	34.87	10.86	45.73	74.30	-28.57	peak	
3		6924.000	39.39	10.69	50.08	74.30	-24.22	peak	
4		7500.000	33.36	11.76	45.12	74.30	-29.18	peak	
5		10380.000	29.91	15.29	45.20	74.30	-29.10	peak	
6		15570.000	31.53	18.87	50.40	74.30	-23.90	peak	

Orthogonal Axis:	X
Test Mode:	UNII-1/ TX N40 Mode 5190MHz_ANT 1

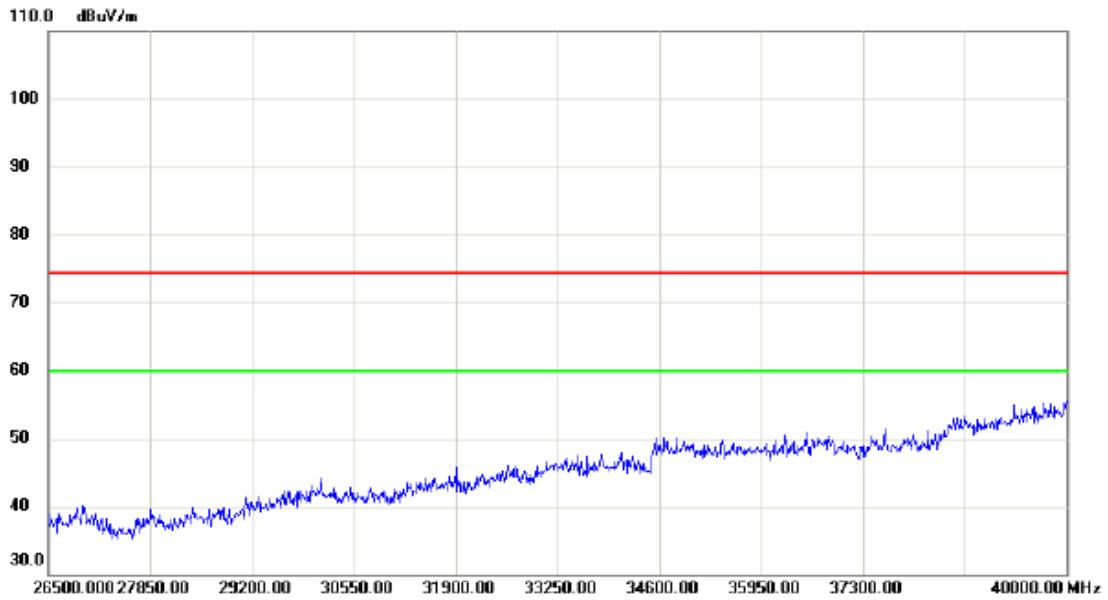
Vertical



No.	Mk.	Freq.	Reading Level	Correct Factor	Measurement	Limit	Margin	Detector	Comment
		MHz	dBuV	dB	dBuV/m	dBuV/m	dB		

Orthogonal Axis:	X
Test Mode:	UNII-1/ TX N40 Mode 5190MHz_ANT 1

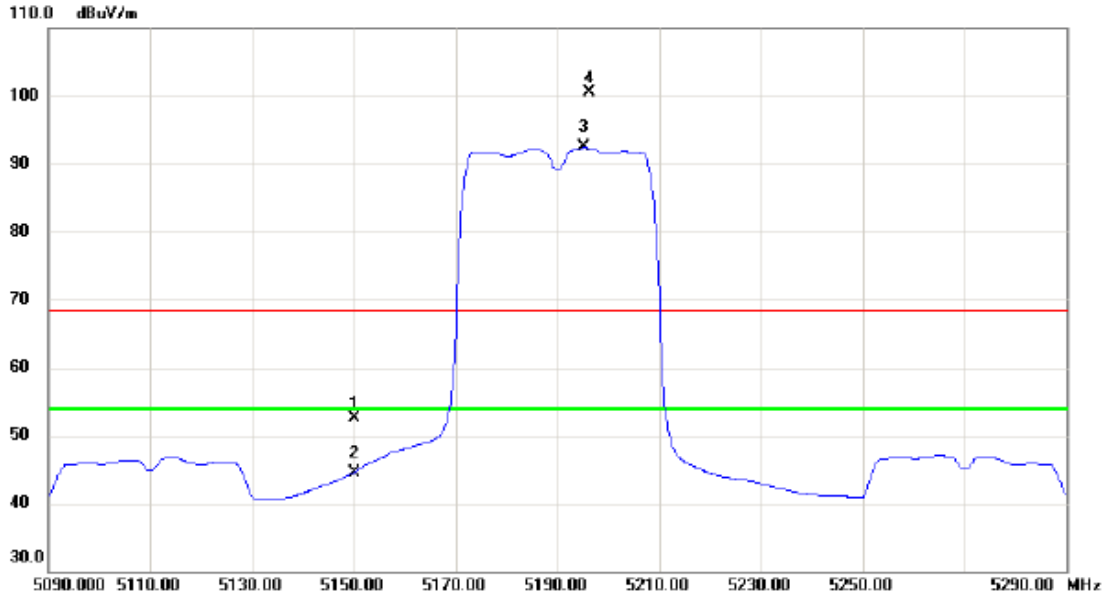
Vertical



No.	Mk.	Freq.	Reading Level	Correct Factor	Measurement	Limit	Margin	Detector	Comment
		MHz	dBuV	dB	dBuV/m	dBuV/m	dB		
		26500.000	38		38				
		27850.00	35		35				
		29200.00	40		40				
		30550.00	42		42				
		31900.00	45		45				
		33250.00	48		48				
		34600.00	48		48				
		35950.00	48		48				
		37300.00	50		50				
		40000.00	55		55				

Orthogonal Axis:	X
Test Mode:	UNII-1/ TX N40 Mode 5190MHz_ANT 1

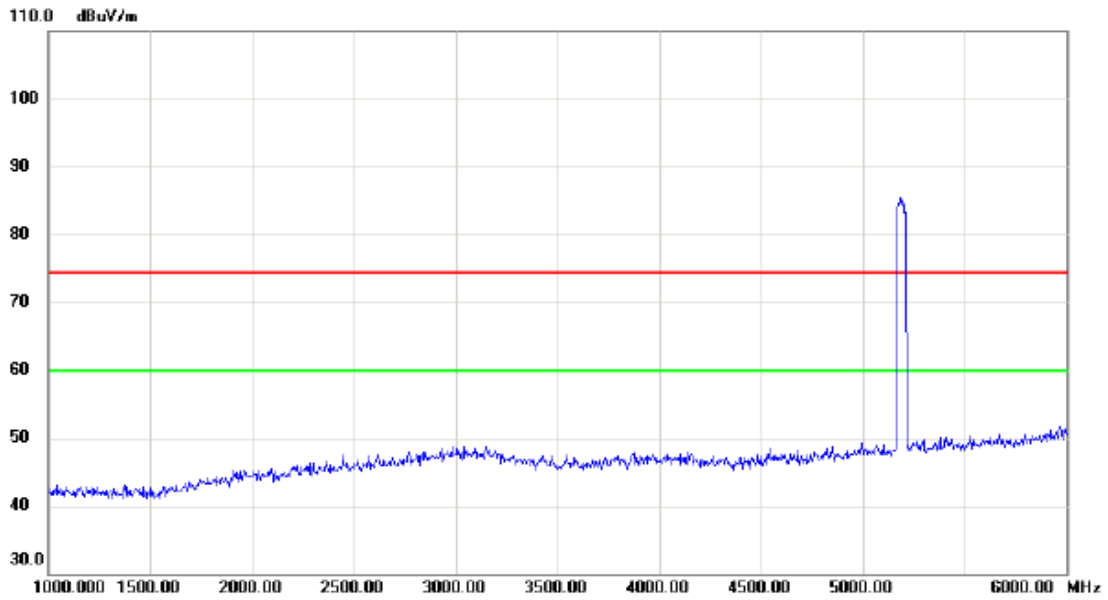
Horizontal



No.	Mk.	Freq. MHz	Reading Level dBuV	Correct Factor dB	Measure- ment dBuV/m	Limit dBuV/m	Margin dB	Detector	Comment
1		5150.000	11.88	40.63	52.51	68.30	-15.79	peak	
2		5150.000	3.91	40.63	44.54	54.00	-9.46	AVG	
3	*	5195.200	51.63	40.78	92.41	54.00	38.41	AVG	No Limit
4	X	5196.200	59.71	40.78	100.49	68.30	32.19	peak	No Limit

Orthogonal Axis:	X
Test Mode:	UNII-1/ TX N40 Mode 5190MHz_ANT 1

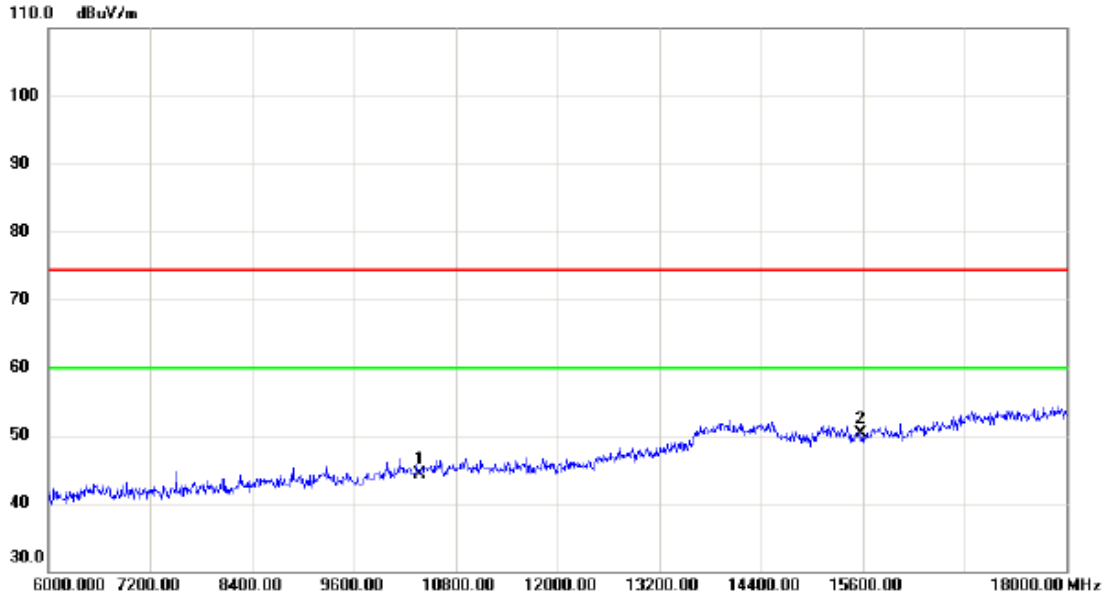
Horizontal



No.	Mk.	Freq.	Reading Level	Correct Factor	Measurement	Limit	Margin	Detector	Comment
		MHz	dBuV	dB	dBuV/m	dBuV/m	dB		
		5190.00	85.0	0.0	85.0	74.0	11.0		

Orthogonal Axis:	X
Test Mode:	UNII-1/ TX N40 Mode 5190MHz_ANT 1

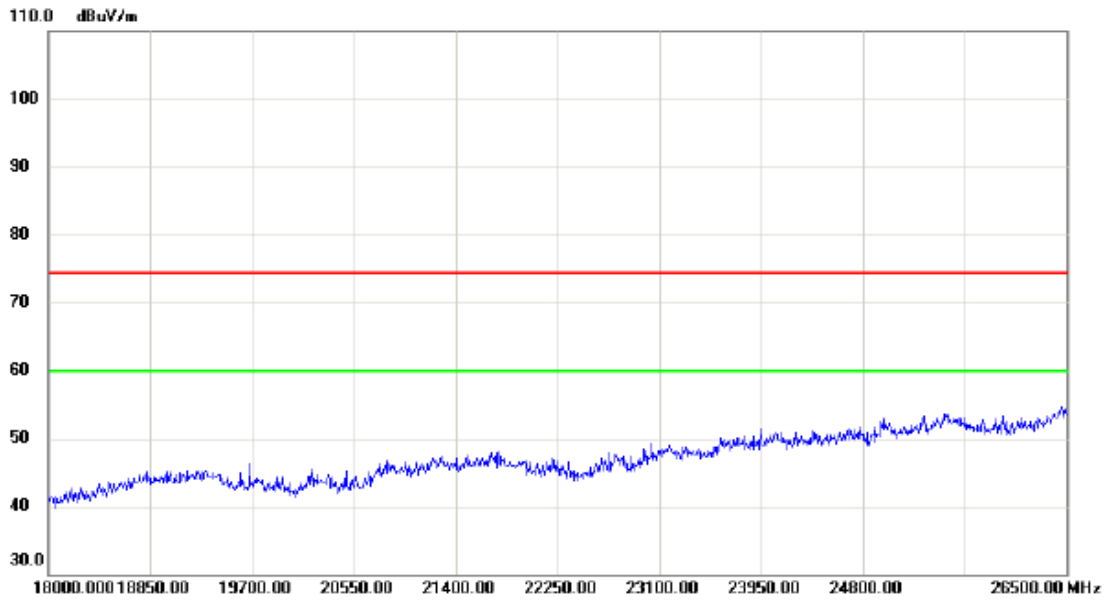
Horizontal



No.	Mk.	Freq. MHz	Reading Level dBuV	Correct Factor dB	Measure- ment dBuV/m	Limit dBuV/m	Margin dB	Detector	Comment
1		10380.000	28.93	15.29	44.22	74.30	-30.08	peak	
2	*	15570.000	31.42	18.87	50.29	74.30	-24.01	peak	

Orthogonal Axis:	X
Test Mode:	UNII-1/ TX N40 Mode 5190MHz_ANT 1

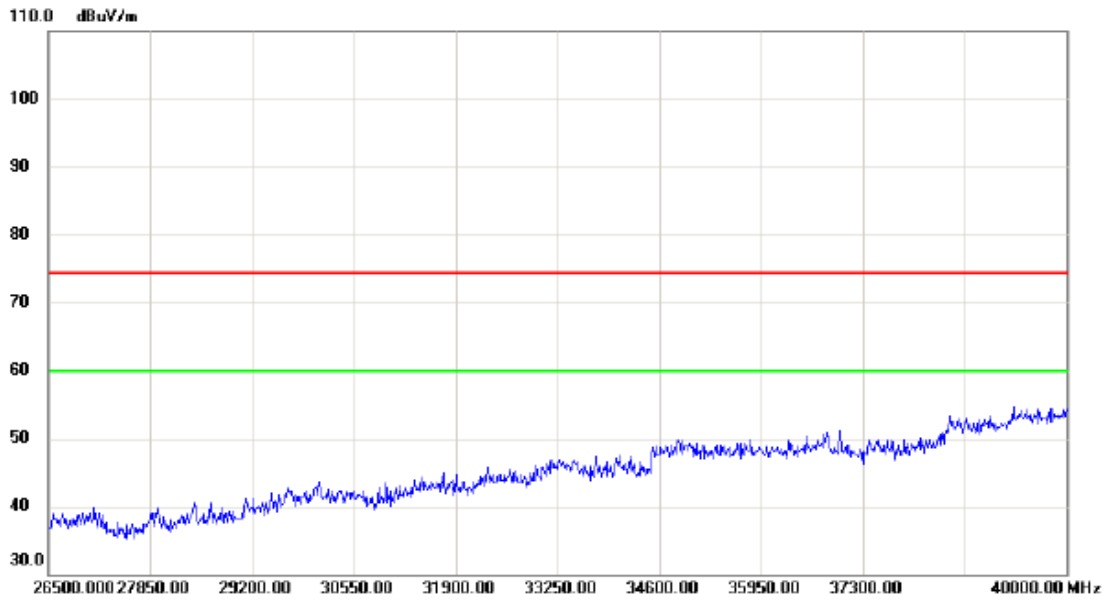
Horizontal



No.	Mk.	Freq.	Reading Level	Correct Factor	Measurement	Limit	Margin	Detector	Comment
		MHz	dBuV	dB	dBuV/m	dBuV/m	dB		
		18000.000	40		40				
		18850.00	42		42				
		19700.00	43		43				
		20550.00	44		44				
		21400.00	45		45				
		22250.00	46		46				
		23100.00	47		47				
		23950.00	48		48				
		24800.00	49		49				
		25650.00	50		50				

Orthogonal Axis:	X
Test Mode:	UNII-1/ TX N40 Mode 5190MHz_ANT 1

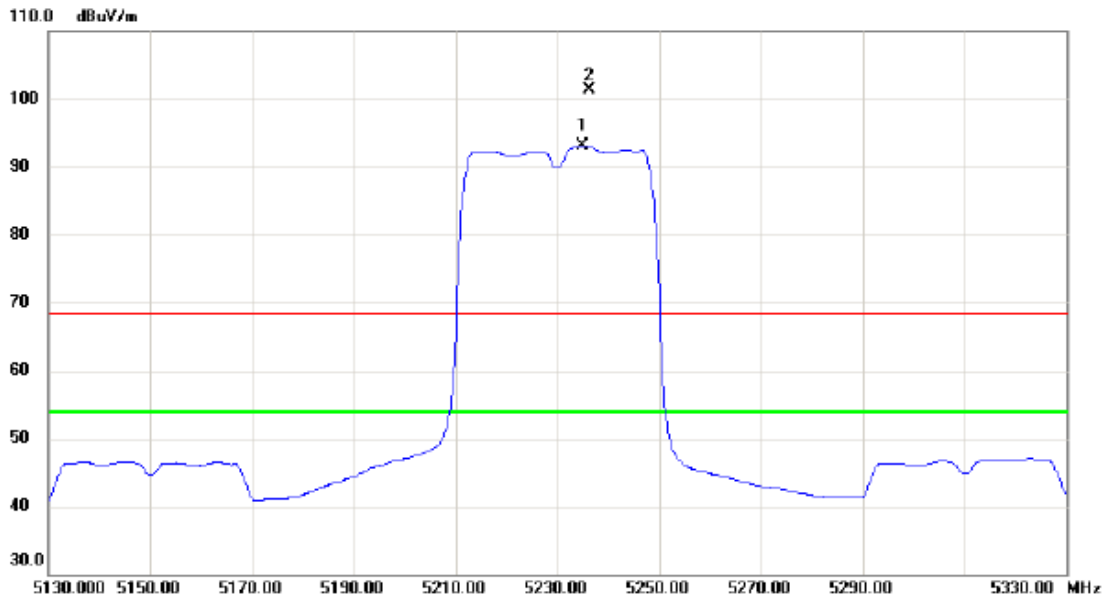
Horizontal



No.	Mk.	Freq.	Reading Level	Correct Factor	Measurement	Limit	Margin	Detector	Comment
		MHz	dBuV	dB	dBuV/m	dBuV/m	dB		
		26500.000	38		38				
		27850.00	35		35				
		29200.00	40		40				
		30550.00	42		42				
		31900.00	43		43				
		33250.00	46		46				
		34600.00	48		48				
		35950.00	48		48				
		37300.00	48		48				
		40000.00	54		54				

Orthogonal Axis:	X
Test Mode:	UNII-1/ TX N40 Mode 5230MHz_ANT 1

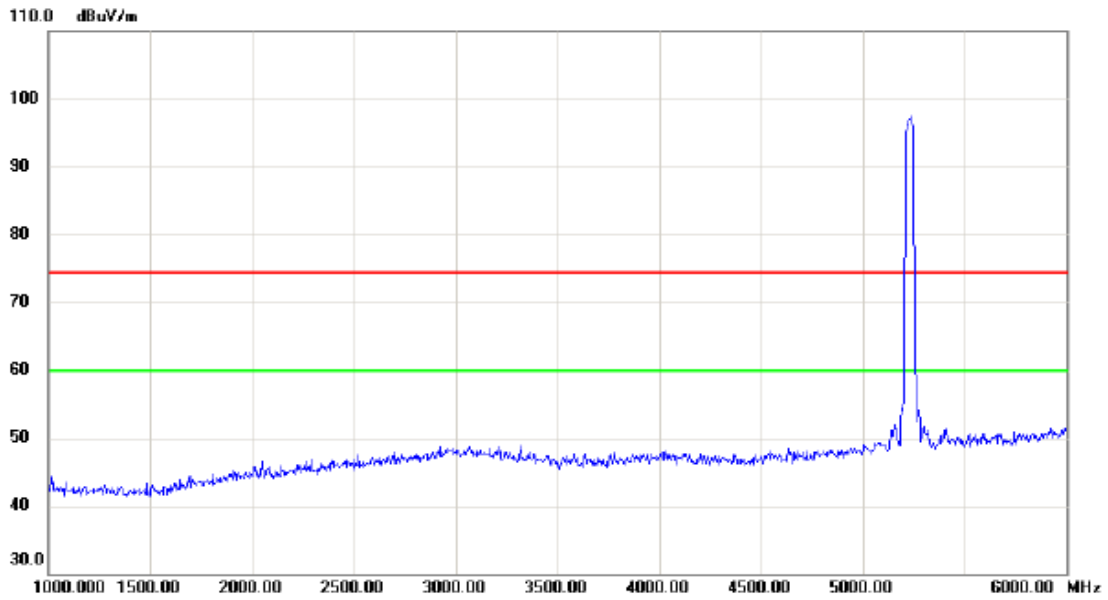
Vertical



No.	Mk.	Freq. MHz	Reading Level dBuV	Correct Factor dB	Measure- ment dBuV/m	Limit dBuV/m	Margin dB	Detector	Comment
1	*	5235.000	52.18	40.90	93.08	54.00	39.08	AVG	No Limit
2	X	5236.400	60.32	40.91	101.23	68.30	32.93	peak	No Limit

Orthogonal Axis:	X
Test Mode:	UNII-1/ TX N40 Mode 5230MHz_ANT 1

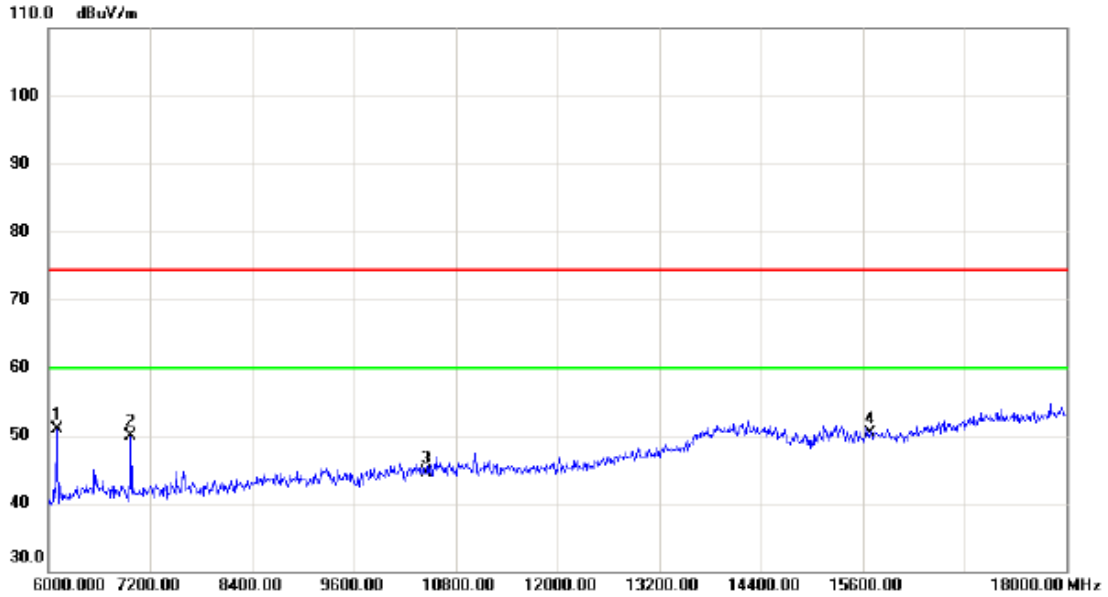
Vertical



No.	Mk.	Freq.	Reading Level	Correct Factor	Measurement	Limit	Margin	Detector	Comment
		MHz	dBuV	dB	dBuV/m	dBuV/m	dB		
		5230	95		95	74	21		

Orthogonal Axis:	X
Test Mode:	UNII-1/ TX N40 Mode 5230MHz_ANT 1

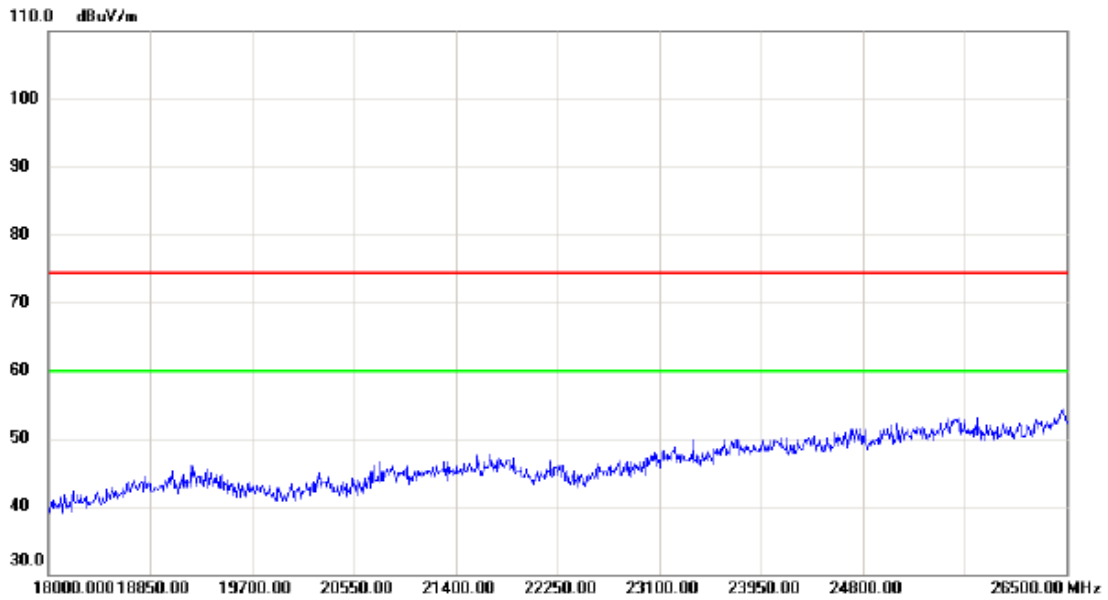
Vertical



No.	Mk.	Freq. MHz	Reading Level dBuV	Correct Factor dB	Measure- ment dBuV/m	Limit dBuV/m	Margin dB	Detector	Comment
1	*	6096.000	41.41	9.41	50.82	74.30	-23.48	peak	
2		6972.000	39.28	10.66	49.94	74.30	-24.36	peak	
3		10460.000	29.02	15.49	44.51	74.30	-29.79	peak	
4		15690.000	31.44	18.88	50.32	74.30	-23.98	peak	

Orthogonal Axis:	X
Test Mode:	UNII-1/ TX N40 Mode 5230MHz_ANT 1

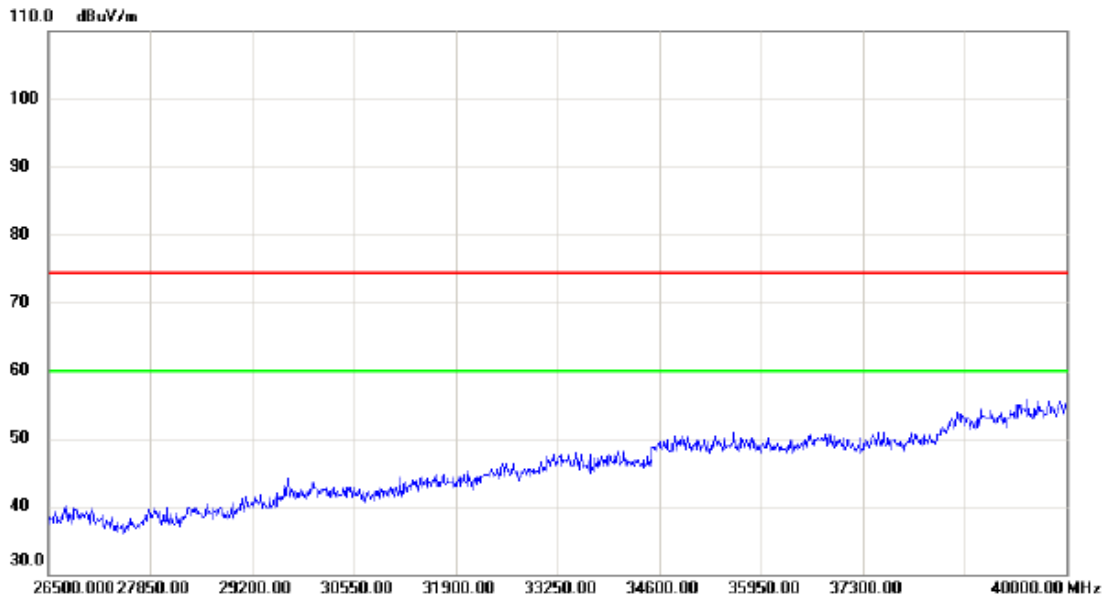
Vertical



No.	Mk.	Freq.	Reading Level	Correct Factor	Measurement	Limit	Margin	Detector	Comment
		MHz	dBuV	dB	dBuV/m	dBuV/m	dB		

Orthogonal Axis:	X
Test Mode:	UNII-1/ TX N40 Mode 5230MHz_ANT 1

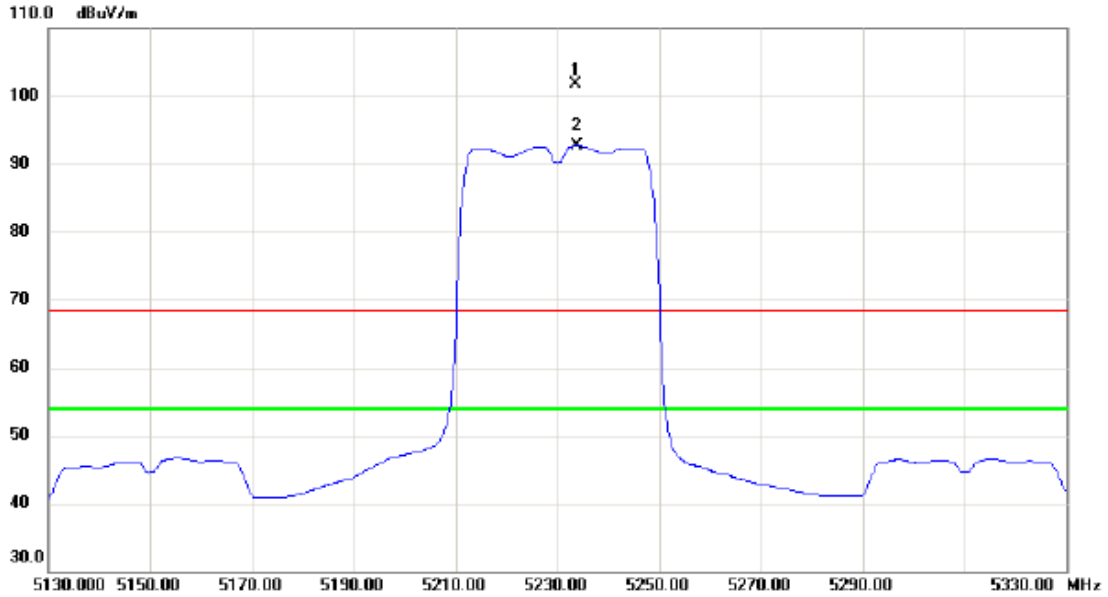
Vertical



No.	Mk.	Freq.	Reading Level	Correct Factor	Measurement	Limit	Margin	Detector	Comment
		MHz	dBuV	dB	dBuV/m	dBuV/m	dB		

Orthogonal Axis:	X
Test Mode:	UNII-1/ TX N40 Mode 5230MHz_ANT 1

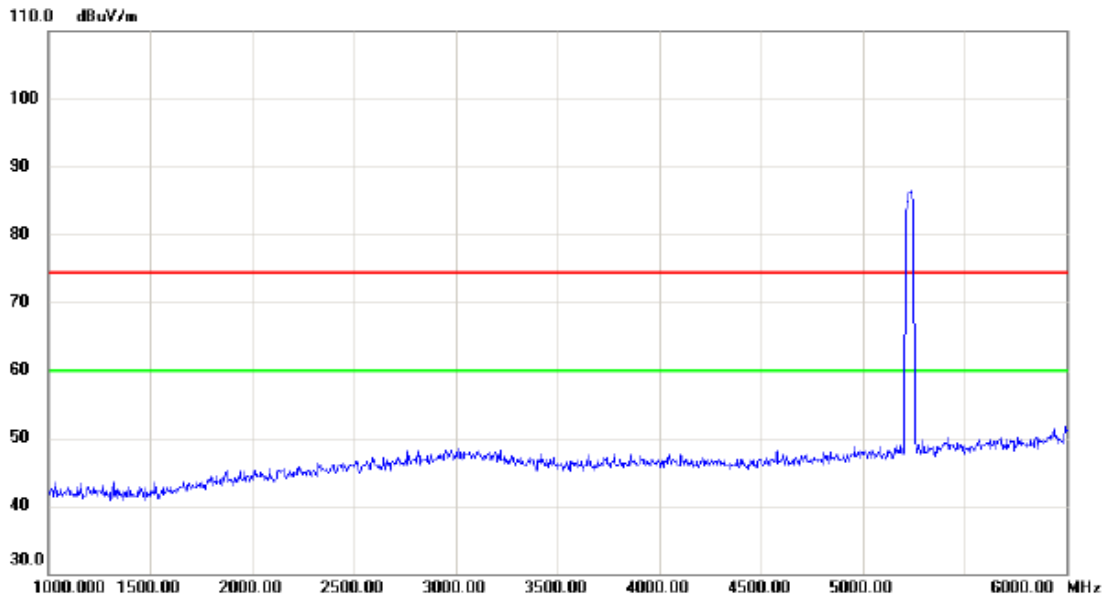
Horizontal



No.	Mk.	Freq. MHz	Reading Level dBuV	Correct Factor dB	Measure- ment dBuV/m	Limit dBuV/m	Margin dB	Detector	Comment
1	X	5233.600	60.85	40.90	101.75	68.30	33.45	peak	No Limit
2	*	5233.800	51.74	40.90	92.64	54.00	38.64	AVG	No Limit

Orthogonal Axis:	X
Test Mode:	UNII-1/ TX N40 Mode 5230MHz_ANT 1

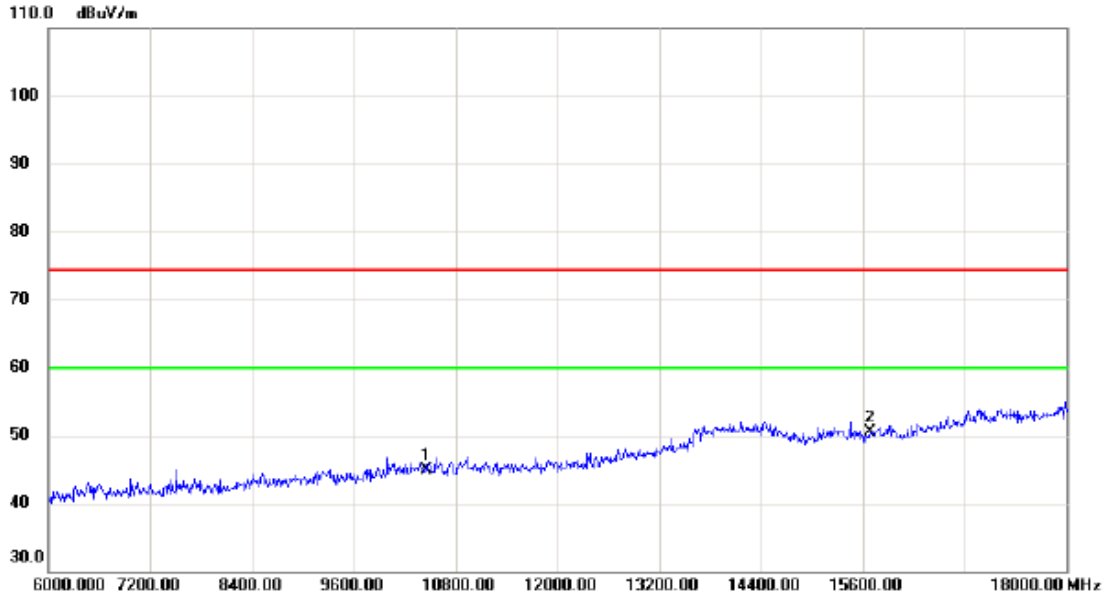
Horizontal



No.	Mk.	Freq.	Reading Level	Correct Factor	Measurement	Limit	Margin	Detector	Comment
		MHz	dBuV	dB	dBuV/m	dBuV/m	dB		
		5230	85		85	74	11		

Orthogonal Axis:	X
Test Mode:	UNII-1/ TX N40 Mode 5230MHz_ANT 1

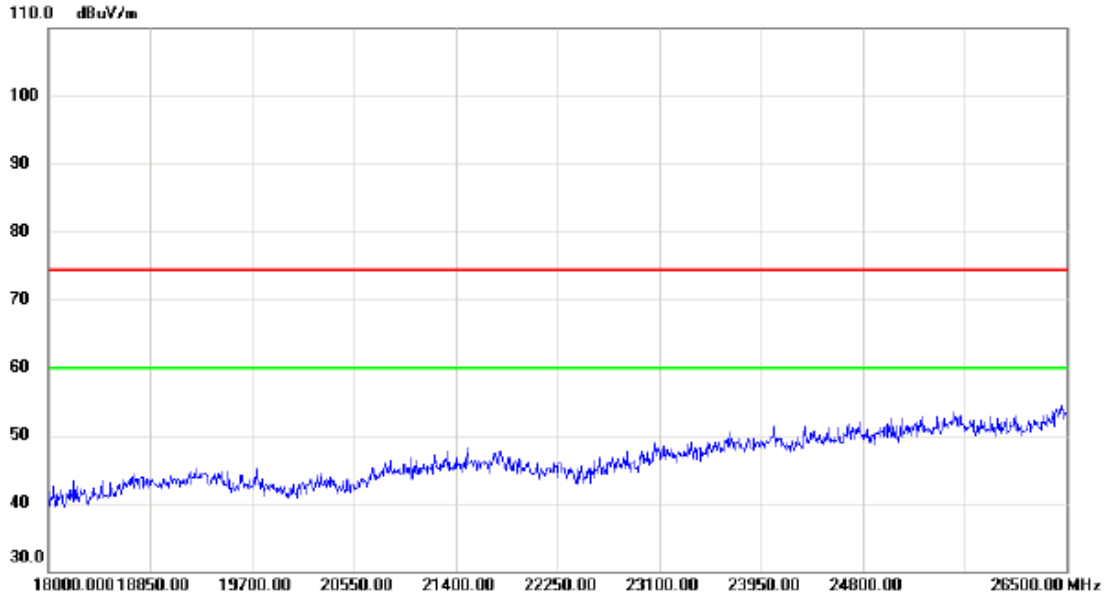
Horizontal



No.	Mk.	Freq. MHz	Reading Level dBuV	Correct Factor dB	Measure- ment dBuV/m	Limit dBuV/m	Margin dB	Detector	Comment
1		10460.000	29.46	15.49	44.95	74.30	-29.35	peak	
2	*	15690.000	31.58	18.88	50.46	74.30	-23.84	peak	

Orthogonal Axis:	X
Test Mode:	UNII-1/ TX N40 Mode 5230MHz_ANT 1

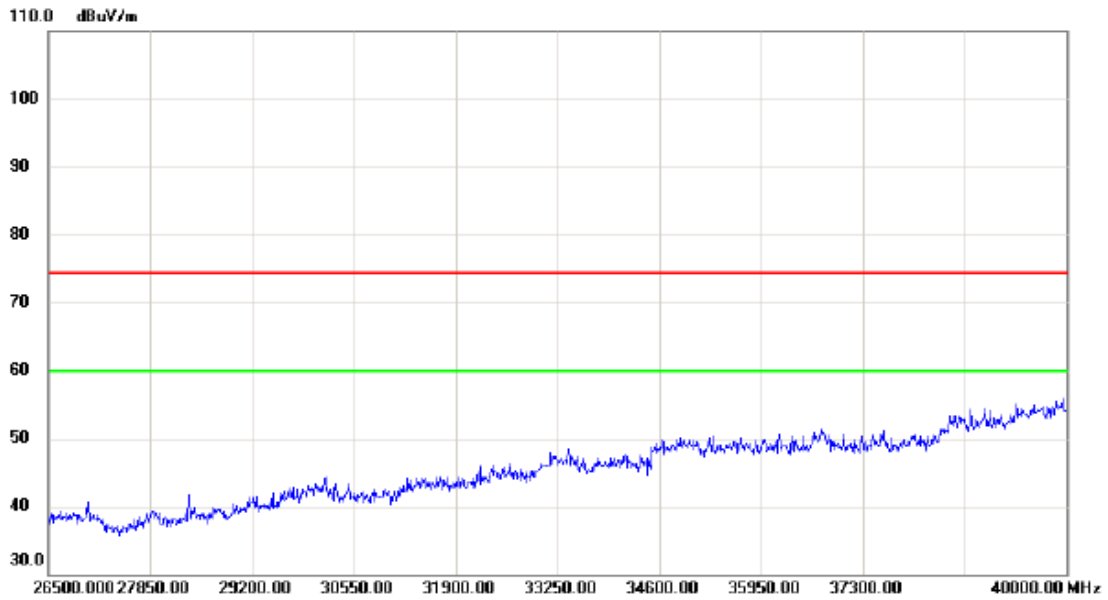
Horizontal



No.	Mk.	Freq.	Reading Level	Correct Factor	Measurement	Limit	Margin	Detector	Comment
		MHz	dBuV	dB	dBuV/m	dBuV/m	dB		

Orthogonal Axis:	X
Test Mode:	UNII-1/ TX N40 Mode 5230MHz_ANT 1

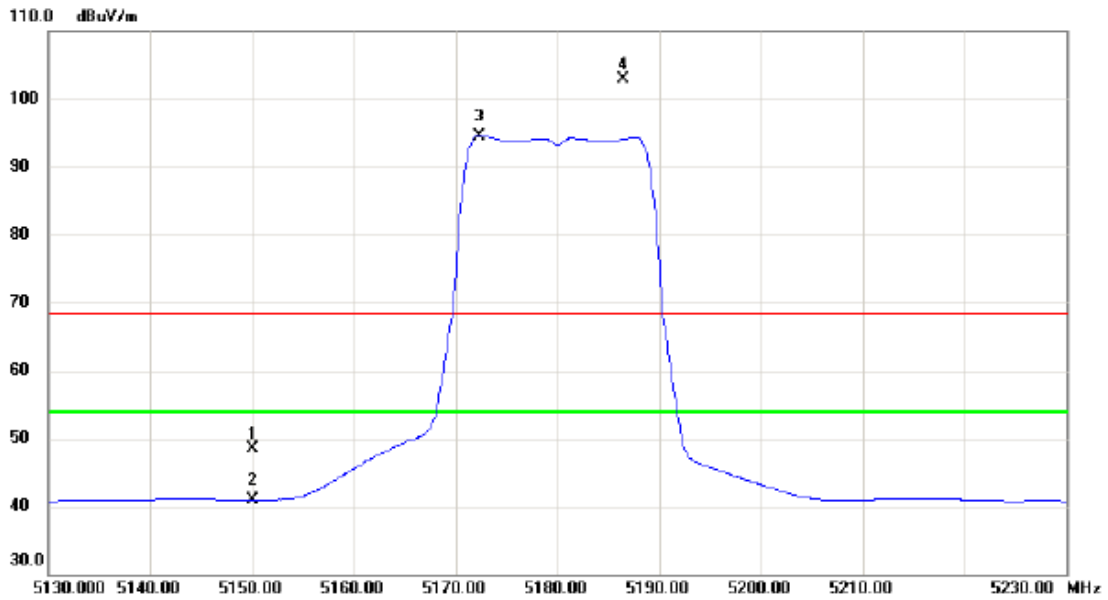
Horizontal



No.	Mk.	Freq.	Reading Level	Correct Factor	Measurement	Limit	Margin	Detector	Comment
		MHz	dBuV	dB	dBuV/m	dBuV/m	dB		
		26500.000	38		38	75	37		
		27850.00	35		35	75	40		
		29200.00	40		40	75	35		
		30550.00	42		42	75	33		
		31900.00	44		44	75	31		
		33250.00	46		46	75	29		
		34600.00	48		48	75	27		
		35950.00	50		50	75	25		
		37300.00	52		52	75	23		
		40000.00	55		55	75	20		

Orthogonal Axis:	X
Test Mode:	UNII-1/ TX AC20 Mode 5180MHz_ANT 1

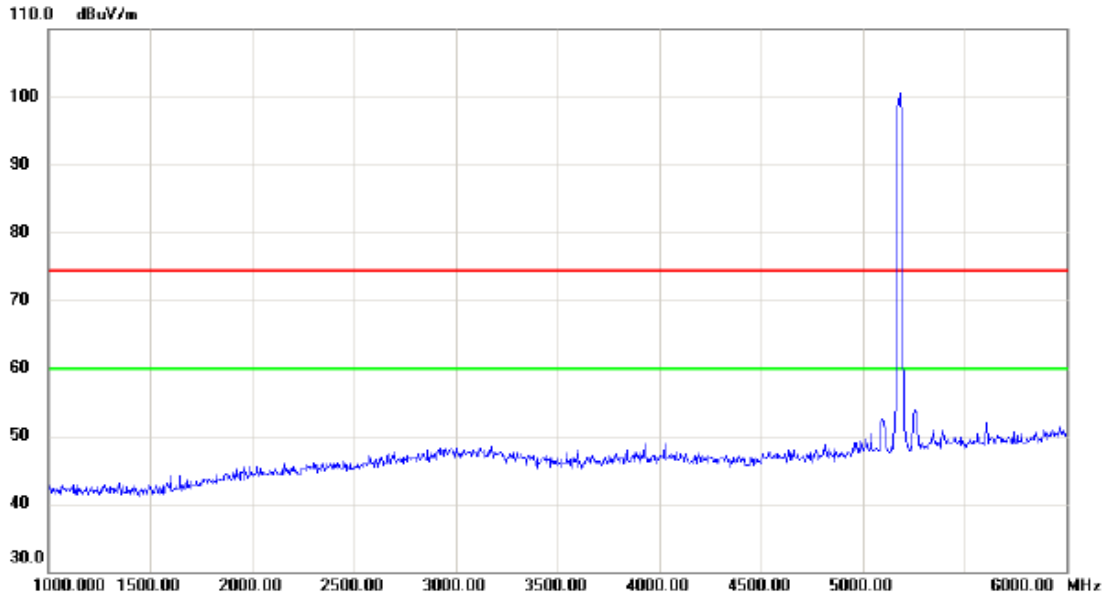
Vertical



No.	Mk.	Freq. MHz	Reading Level dBuV	Correct Factor dB	Measure- ment dBuV/m	Limit dBuV/m	Margin dB	Detector	Comment
1		5150.000	7.94	40.63	48.57	68.30	-19.73	peak	
2		5150.000	0.25	40.63	40.88	54.00	-13.12	AVG	
3	*	5172.300	53.90	40.70	94.60	54.00	40.60	AVG	No Limit
4	X	5186.500	62.08	40.75	102.83	68.30	34.53	peak	No Limit

Orthogonal Axis:	X
Test Mode:	UNII-1/ TX AC20 Mode 5180MHz_ANT 1

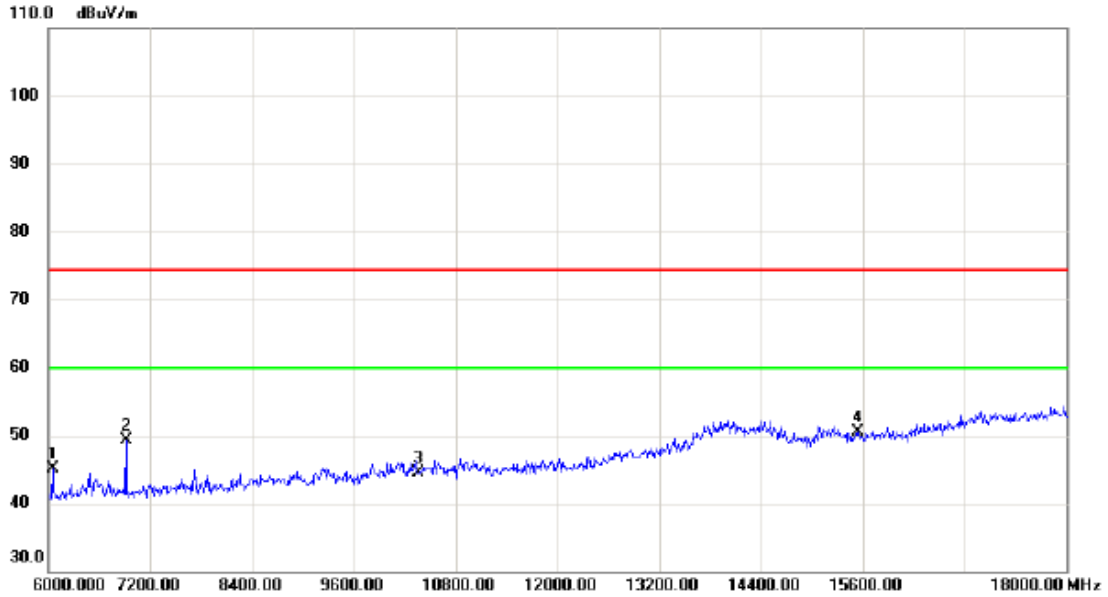
Vertical



No.	Mk.	Freq.	Reading Level	Correct Factor	Measurement	Limit	Margin	Detector	Comment
		MHz	dBuV	dB	dBuV/m	dBuV/m	dB		

Orthogonal Axis:	X
Test Mode:	UNII-1/ TX AC20 Mode 5180MHz_ANT 1

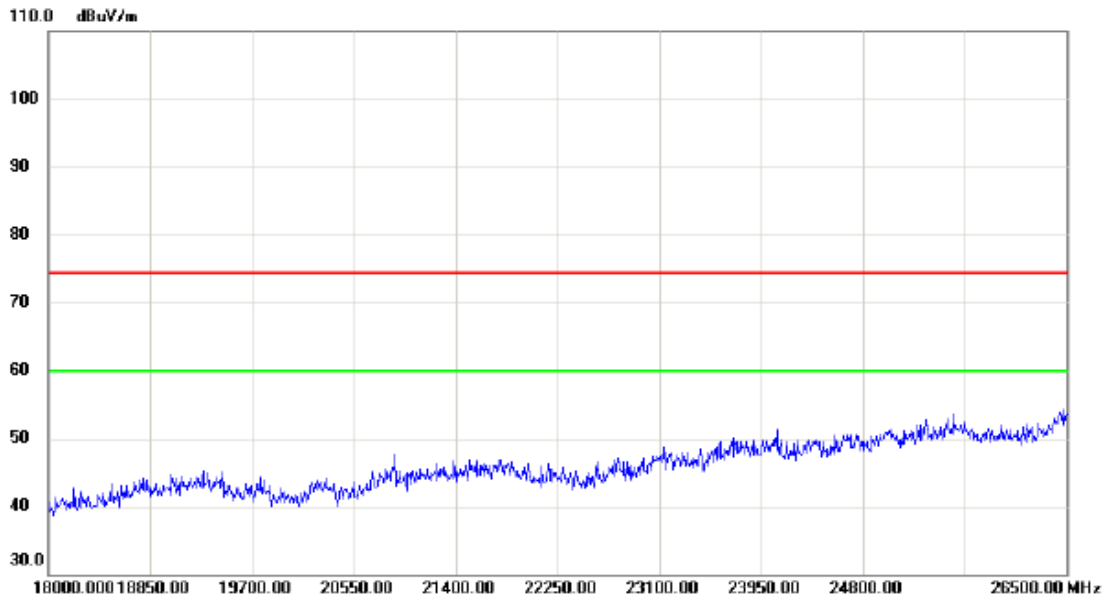
Vertical



No.	Mk.	Freq. MHz	Reading Level dBuV	Correct Factor dB	Measure- ment dBuV/m	Limit dBuV/m	Margin dB	Detector	Comment
1		6048.000	35.86	9.22	45.08	74.30	-29.22	peak	
2		6912.000	38.54	10.69	49.23	74.30	-25.07	peak	
3		10360.000	29.33	15.23	44.56	74.30	-29.74	peak	
4	*	15540.000	31.53	18.88	50.41	74.30	-23.89	peak	

Orthogonal Axis:	X
Test Mode:	UNII-1/ TX AC20 Mode 5180MHz_ANT 1

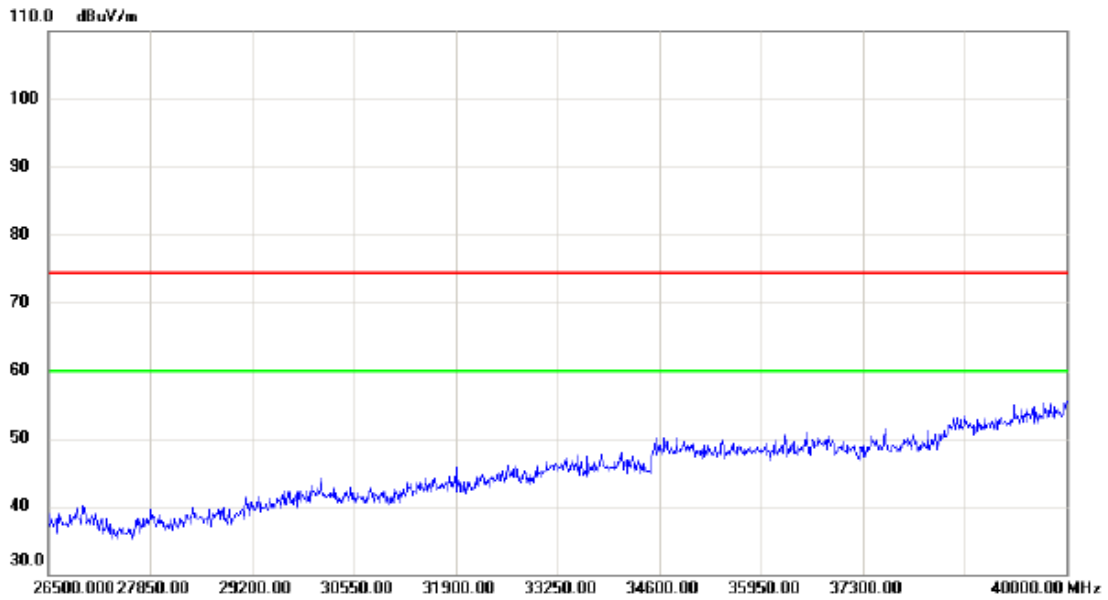
Vertical



No.	Mk.	Freq.	Reading Level	Correct Factor	Measurement	Limit	Margin	Detector	Comment
		MHz	dBuV	dB	dBuV/m	dBuV/m	dB		

Orthogonal Axis:	X
Test Mode:	UNII-1/ TX AC20 Mode 5180MHz_ANT 1

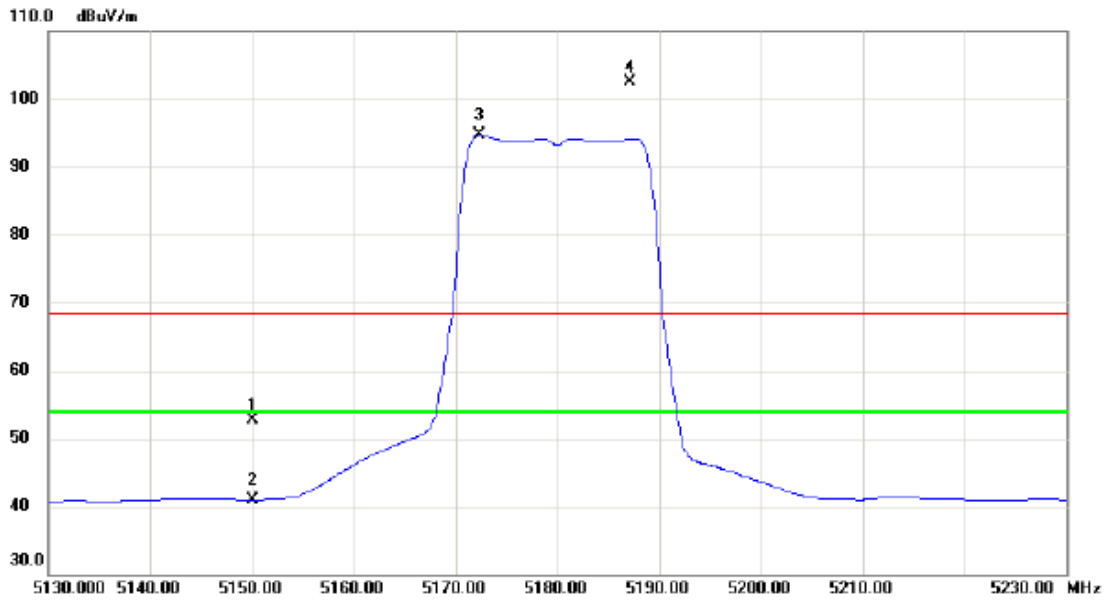
Vertical



No.	Mk.	Freq.	Reading Level	Correct Factor	Measurement	Limit	Margin	Detector	Comment
		MHz	dBuV	dB	dBuV/m	dBuV/m	dB		

Orthogonal Axis:	X
Test Mode:	UNII-1/ TX AC20 Mode 5180MHz_ANT 1

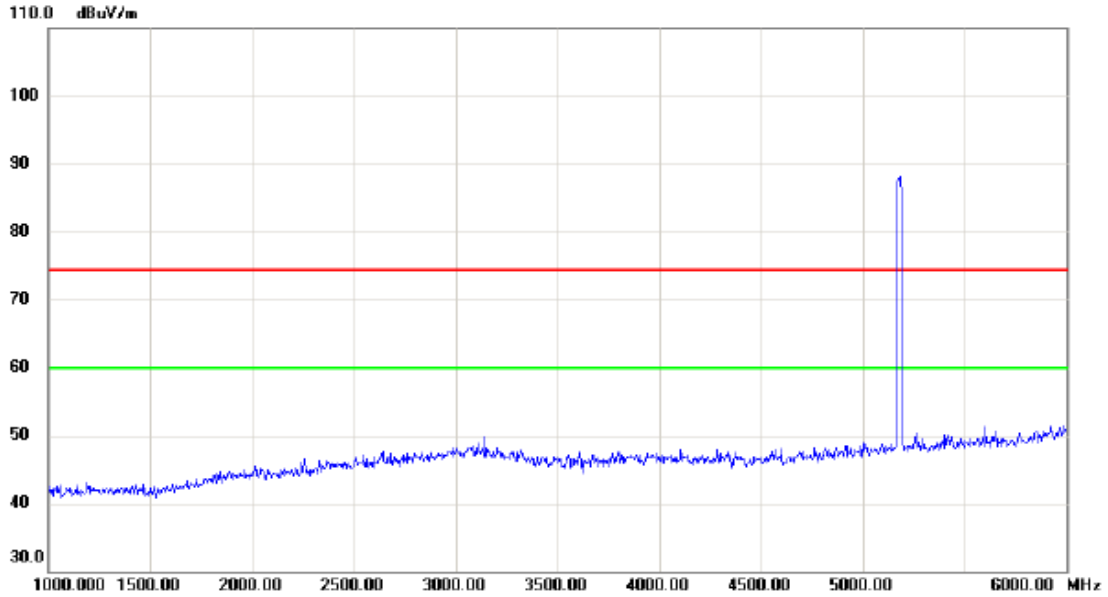
Horizontal



No.	Mk.	Freq. MHz	Reading Level dBuV	Correct Factor dB	Measure- ment dBuV/m	Limit dBuV/m	Margin dB	Detector	Comment
1		5150.000	12.06	40.63	52.69	68.30	-15.61	peak	
2		5150.000	0.29	40.63	40.92	54.00	-13.08	AVG	
3	*	5172.300	53.93	40.70	94.63	54.00	40.63	AVG	No Limit
4	X	5187.200	61.83	40.75	102.58	68.30	34.28	peak	No Limit

Orthogonal Axis:	X
Test Mode:	UNII-1/ TX AC20 Mode 5180MHz_ANT 1

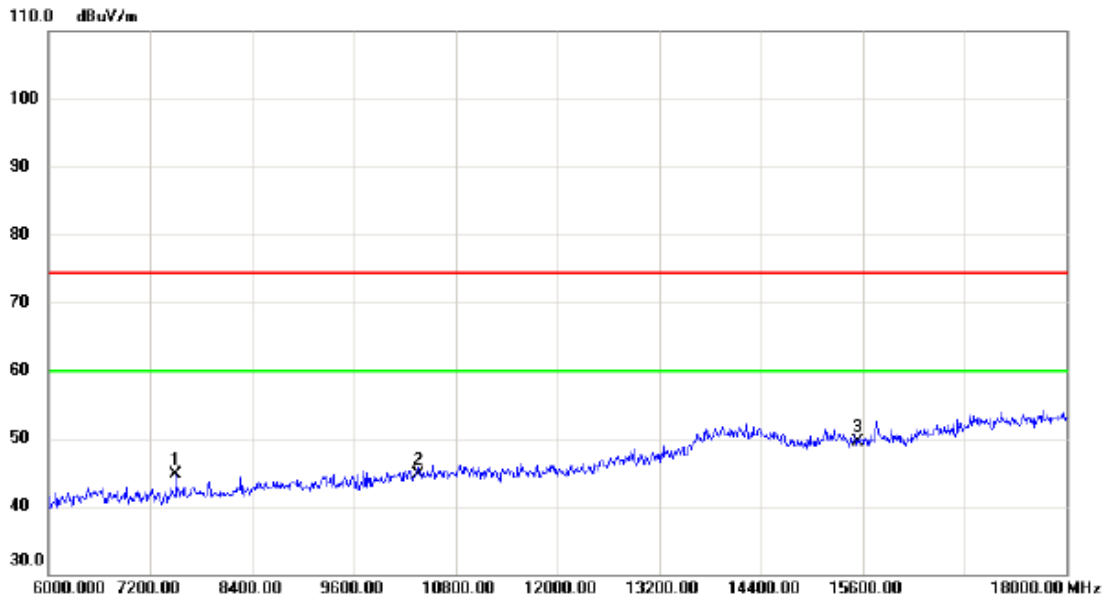
Horizontal



No.	Mk.	Freq.	Reading Level	Correct Factor	Measurement	Limit	Margin	Detector	Comment
		MHz	dBuV	dB	dBuV/m	dBuV/m	dB		

Orthogonal Axis:	X
Test Mode:	UNII-1/ TX AC20 Mode 5180MHz_ANT 1

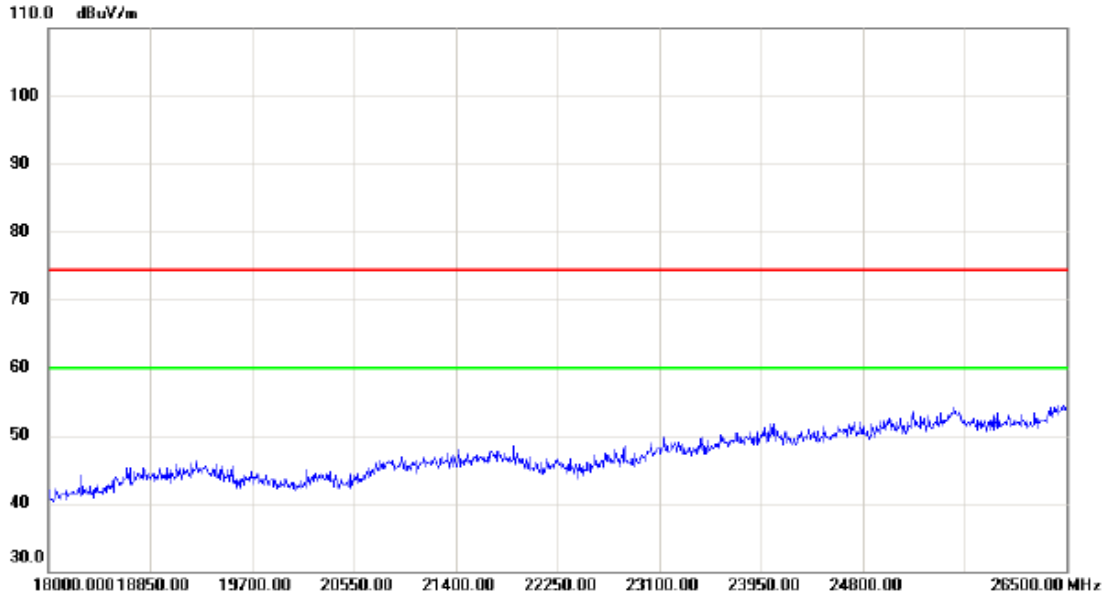
Horizontal



No.	Mk.	Freq. MHz	Reading Level dBuV	Correct Factor dB	Measure- ment dBuV/m	Limit dBuV/m	Margin dB	Detector	Comment
1		7500.000	32.87	11.76	44.63	74.30	-29.67	peak	
2		10360.000	29.56	15.23	44.79	74.30	-29.51	peak	
3	*	15540.000	30.63	18.88	49.51	74.30	-24.79	peak	

Orthogonal Axis:	X
Test Mode:	UNII-1/ TX AC20 Mode 5180MHz_ANT 1

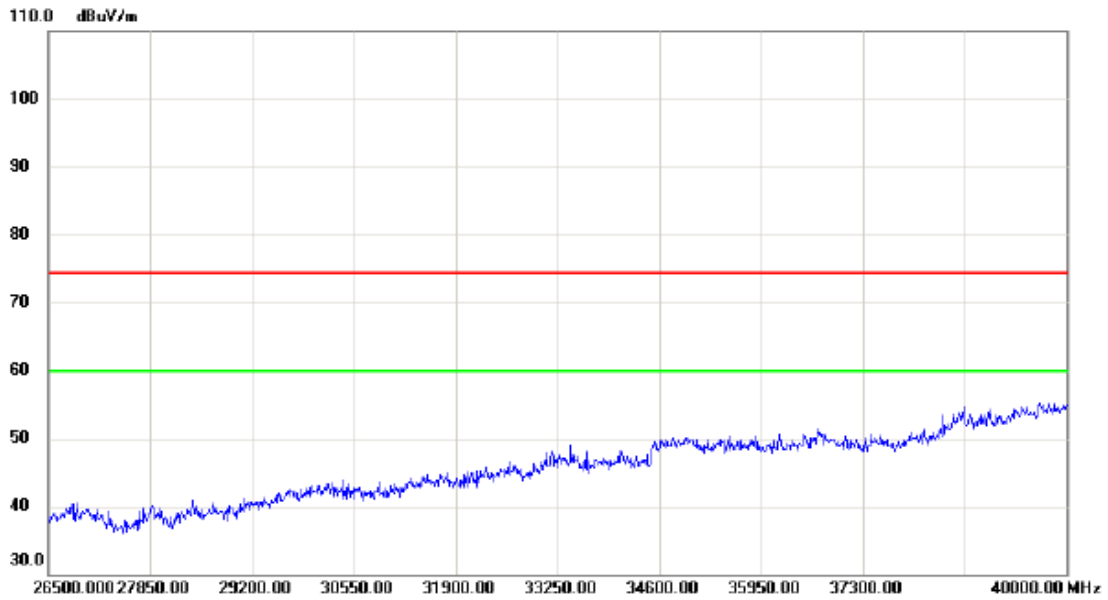
Horizontal



No.	Mk.	Freq.	Reading Level	Correct Factor	Measurement	Limit	Margin	Detector	Comment
		MHz	dBuV	dB	dBuV/m	dBuV/m	dB		

Orthogonal Axis:	X
Test Mode:	UNII-1/ TX AC20 Mode 5180MHz_ANT 1

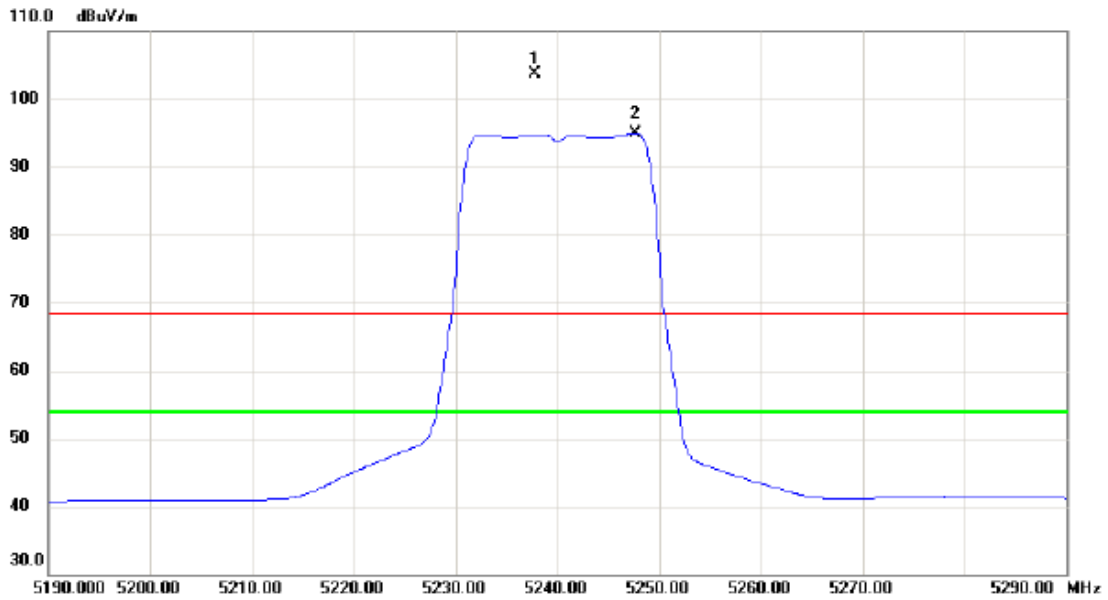
Horizontal



No.	Mk.	Freq.	Reading Level	Correct Factor	Measurement	Limit	Margin	Detector	Comment
		MHz	dBuV	dB	dBuV/m	dBuV/m	dB		
		26500.000	38		38	75	37		
		27850.00	38		38	75	37		
		29200.00	40		40	75	35		
		30550.00	42		42	75	33		
		31900.00	44		44	75	31		
		33250.00	46		46	75	29		
		34600.00	48		48	75	27		
		35950.00	49		49	75	26		
		37300.00	50		50	75	25		
		40000.00	55		55	75	20		

Orthogonal Axis:	X
Test Mode:	UNII-1/ TX AC20 Mode 5240MHz_ANT 1

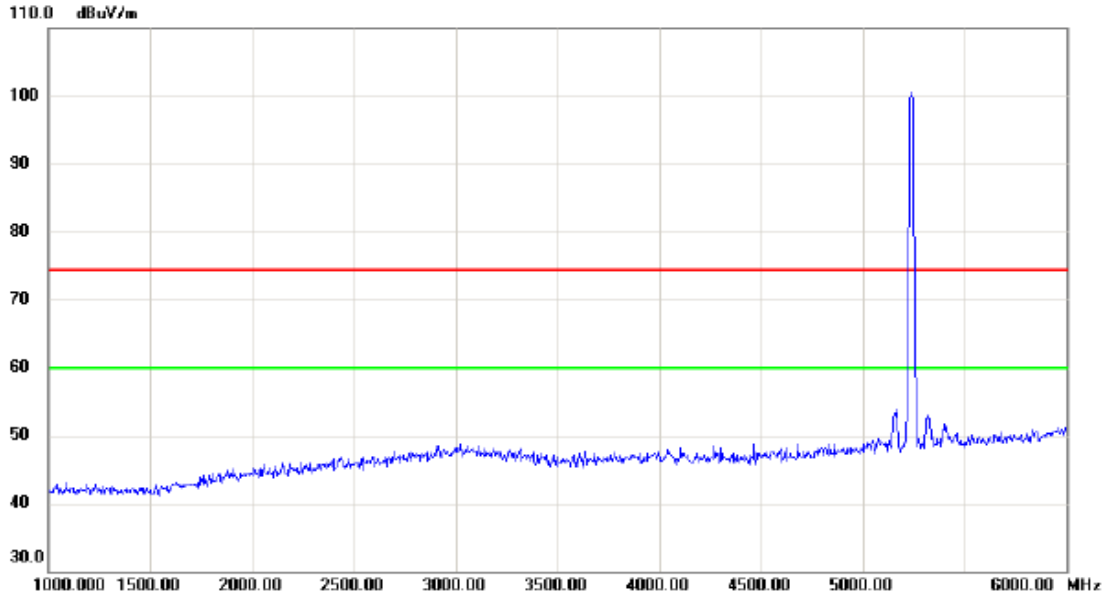
Vertical



No.	Mk.	Freq. MHz	Reading Level dBuV	Correct Factor dB	Measure- ment dBuV/m	Limit dBuV/m	Margin dB	Detector	Comment
1	X	5237.800	62.88	40.91	103.79	68.30	35.49	peak	No Limit
2	*	5247.700	54.03	40.94	94.97	54.00	40.97	AVG	No Limit

Orthogonal Axis:	X
Test Mode:	UNII-1/ TX AC20 Mode 5240MHz_ANT 1

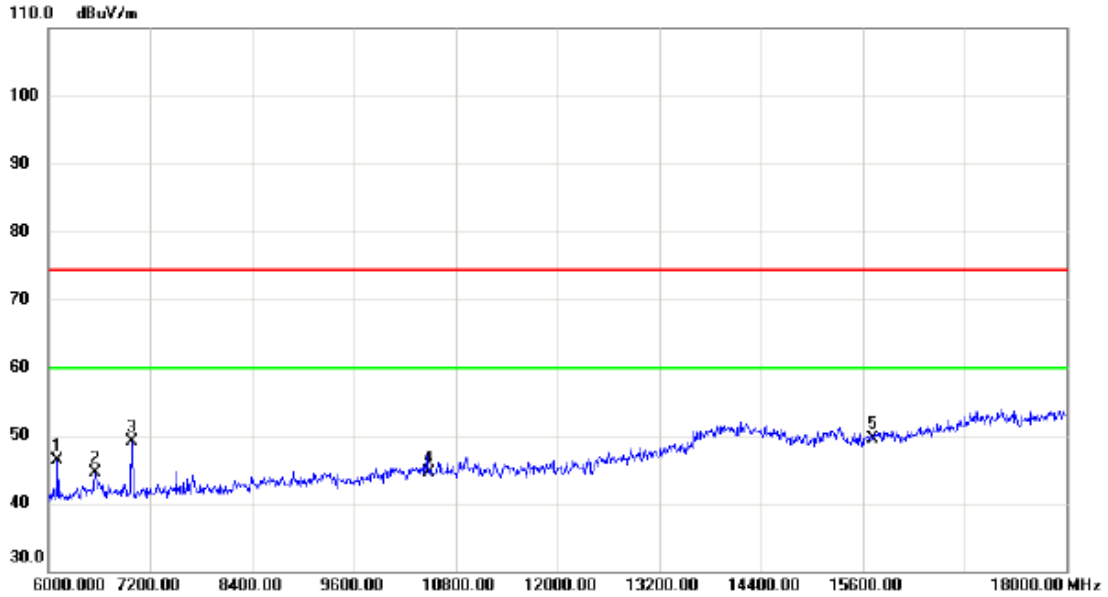
Vertical



No.	Mk.	Freq.	Reading Level	Correct Factor	Measurement	Limit	Margin	Detector	Comment
		MHz	dBuV	dB	dBuV/m	dBuV/m	dB		
		5240.00	100.0		100.0	75.0	25.0		

Orthogonal Axis:	X
Test Mode:	UNII-1/ TX AC20 Mode 5240MHz_ANT 1

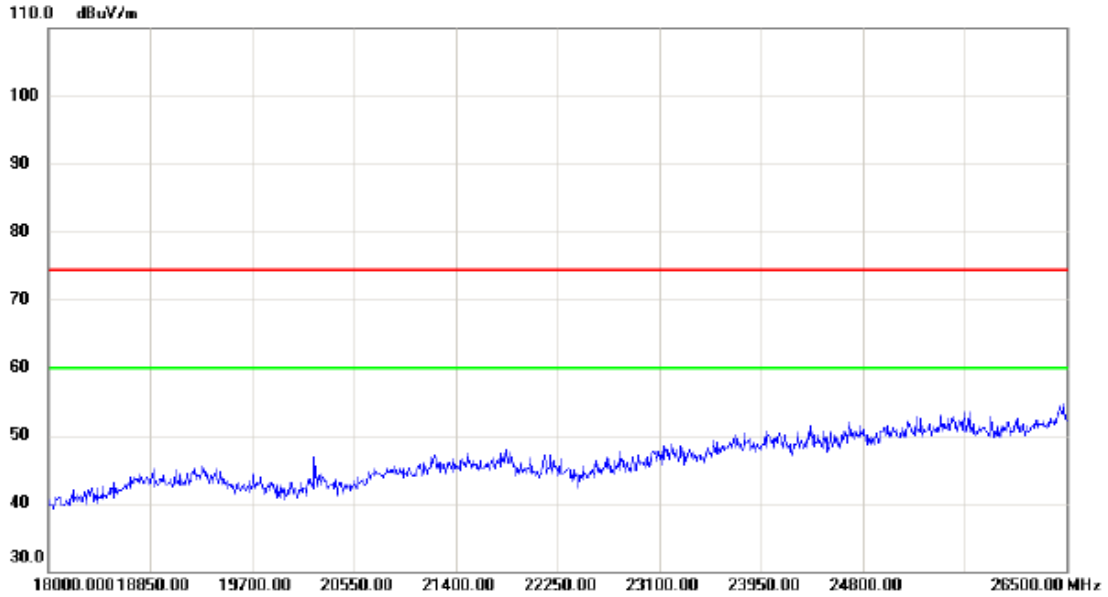
Vertical



No.	Mk.	Freq. MHz	Reading Level dBuV	Correct Factor dB	Measure- ment dBuV/m	Limit dBuV/m	Margin dB	Detector	Comment
1		6108.000	36.76	9.45	46.21	74.30	-28.09	peak	
2		6552.000	33.59	10.86	44.45	74.30	-29.85	peak	
3		6984.000	38.37	10.65	49.02	74.30	-25.28	peak	
4		10480.000	29.02	15.54	44.56	74.30	-29.74	peak	
5	*	15720.000	30.56	18.87	49.43	74.30	-24.87	peak	

Orthogonal Axis:	X
Test Mode:	UNII-1/ TX AC20 Mode 5240MHz_ANT 1

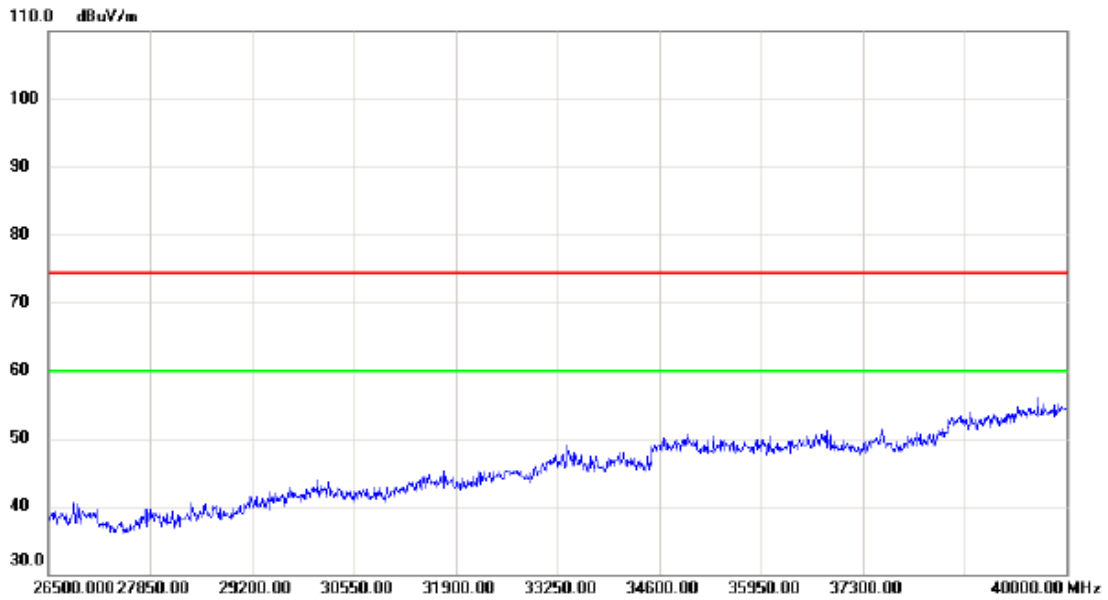
Vertical



No.	Mk.	Freq.	Reading Level	Correct Factor	Measurement	Limit	Margin	Detector	Comment
		MHz	dBuV	dB	dBuV/m	dBuV/m	dB		

Orthogonal Axis:	X
Test Mode:	UNII-1/ TX AC20 Mode 5240MHz_ANT 1

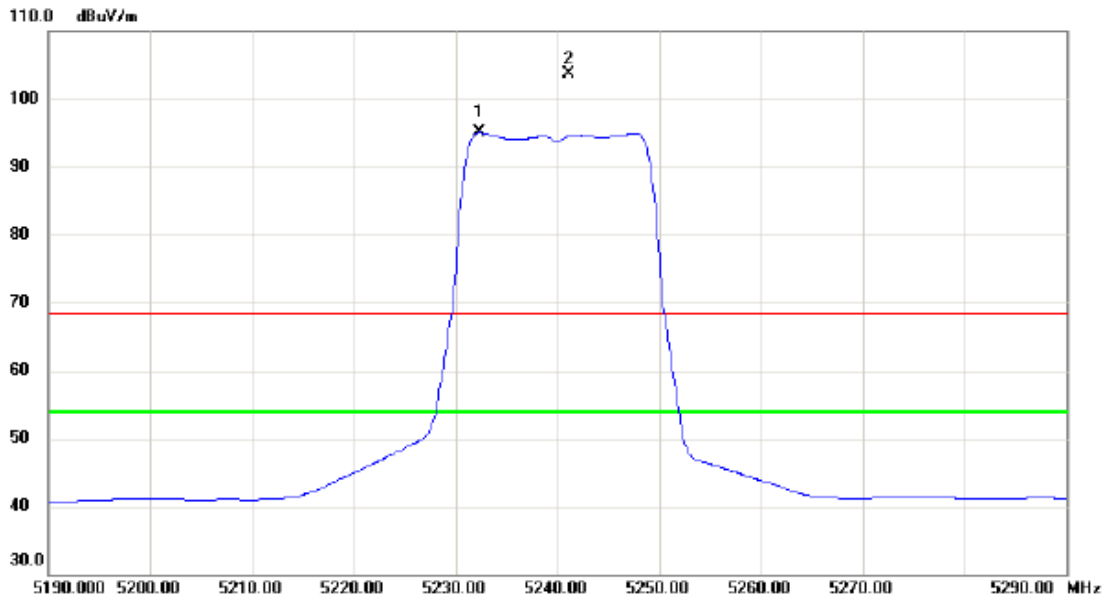
Vertical



No.	Mk.	Freq.	Reading Level	Correct Factor	Measurement	Limit	Margin	Detector	Comment
		MHz	dBuV	dB	dBuV/m	dBuV/m	dB		
		26500.000	38		38	75	37		
		27850.00	38		38	75	37		
		29200.00	40		40	75	35		
		30550.00	42		42	75	33		
		31900.00	44		44	75	31		
		33250.00	46		46	75	29		
		34600.00	48		48	75	27		
		35950.00	48		48	75	27		
		37300.00	48		48	75	27		
		40000.00	55		55	75	20		

Orthogonal Axis:	X
Test Mode:	UNII-1/ TX AC20 Mode 5240MHz_ANT 1

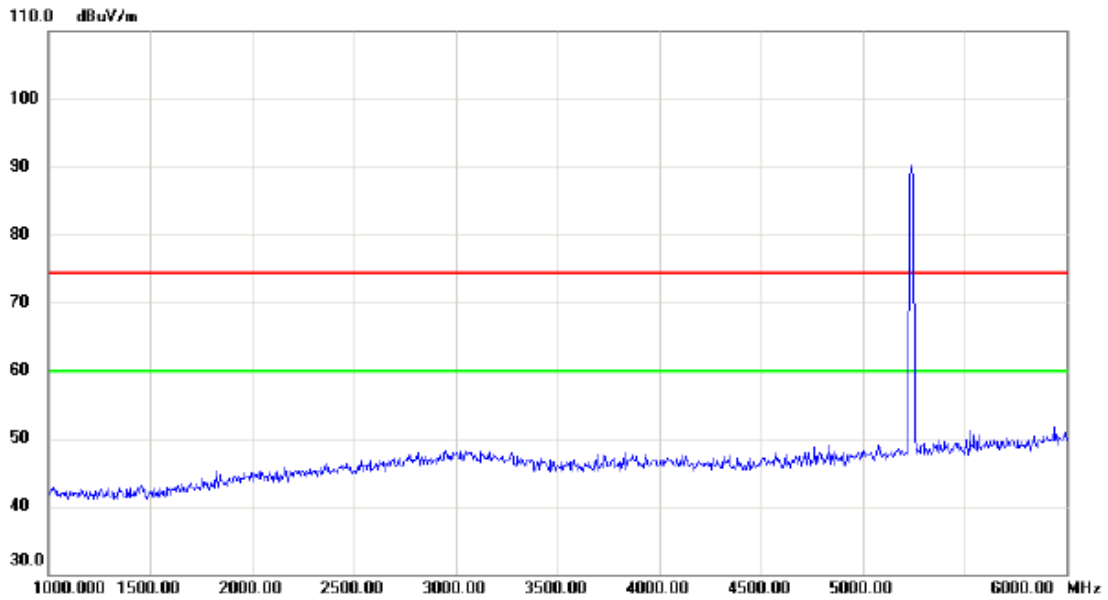
Horizontal



No.	Mk.	Freq. MHz	Reading Level dBuV	Correct Factor dB	Measure- ment dBuV/m	Limit dBuV/m	Margin dB	Detector	Comment
1	*	5232.300	54.13	40.90	95.03	54.00	41.03	AVG	No Limit
2	X	5241.100	62.71	40.93	103.64	68.30	35.34	peak	No Limit

Orthogonal Axis:	X
Test Mode:	UNII-1/ TX AC20 Mode 5240MHz_ANT 1

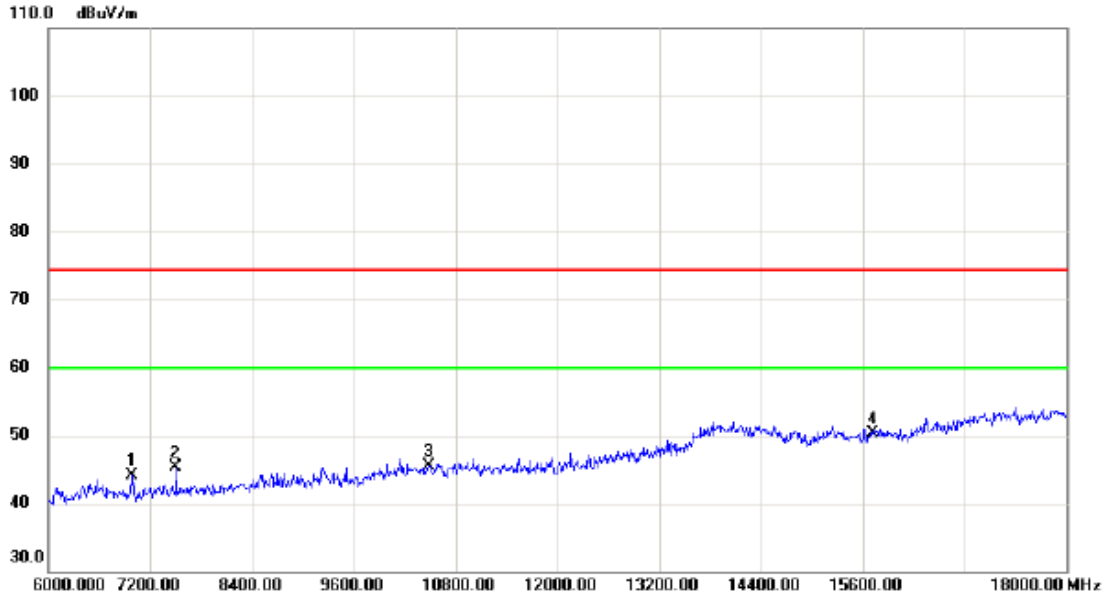
Horizontal



No.	Mk.	Freq.	Reading Level	Correct Factor	Measurement	Limit	Margin	Detector	Comment
		MHz	dBuV	dB	dBuV/m	dBuV/m	dB		
		5240.00	80.0	0.0	80.0	75.0	5.0		

Orthogonal Axis:	X
Test Mode:	UNII-1/ TX AC20 Mode 5240MHz_ANT 1

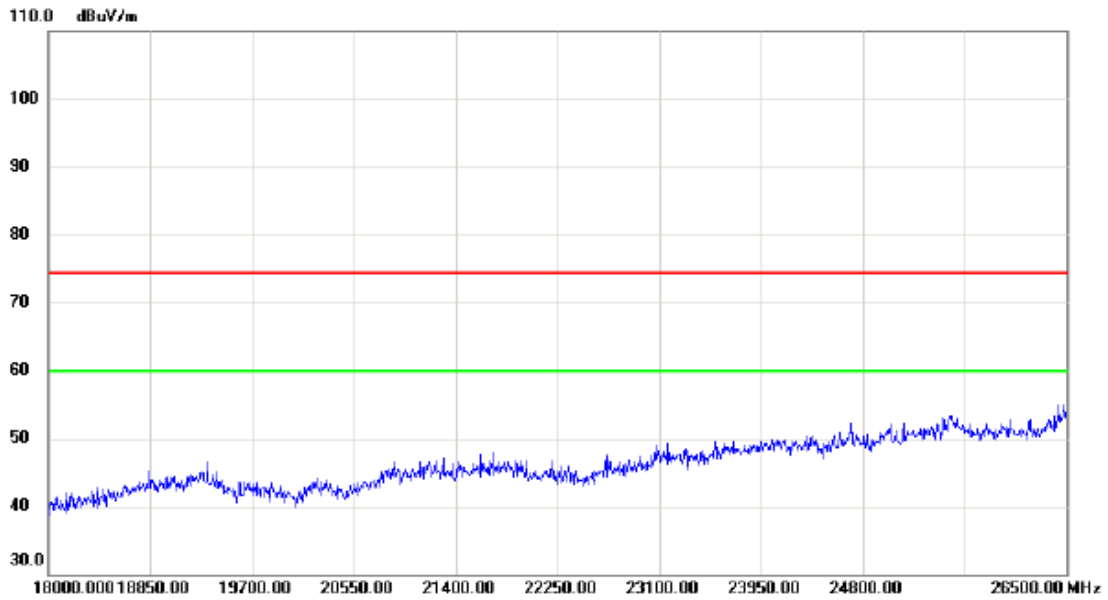
Horizontal



No.	Mk.	Freq. MHz	Reading Level dBuV	Correct Factor dB	Measure- ment dBuV/m	Limit dBuV/m	Margin dB	Detector	Comment
1		6984.000	33.46	10.65	44.11	74.30	-30.19	peak	
2		7500.000	33.54	11.76	45.30	74.30	-29.00	peak	
3		10480.000	29.98	15.54	45.52	74.30	-28.78	peak	
4	*	15720.000	31.34	18.87	50.21	74.30	-24.09	peak	

Orthogonal Axis:	X
Test Mode:	UNII-1/ TX AC20 Mode 5240MHz_ANT 1

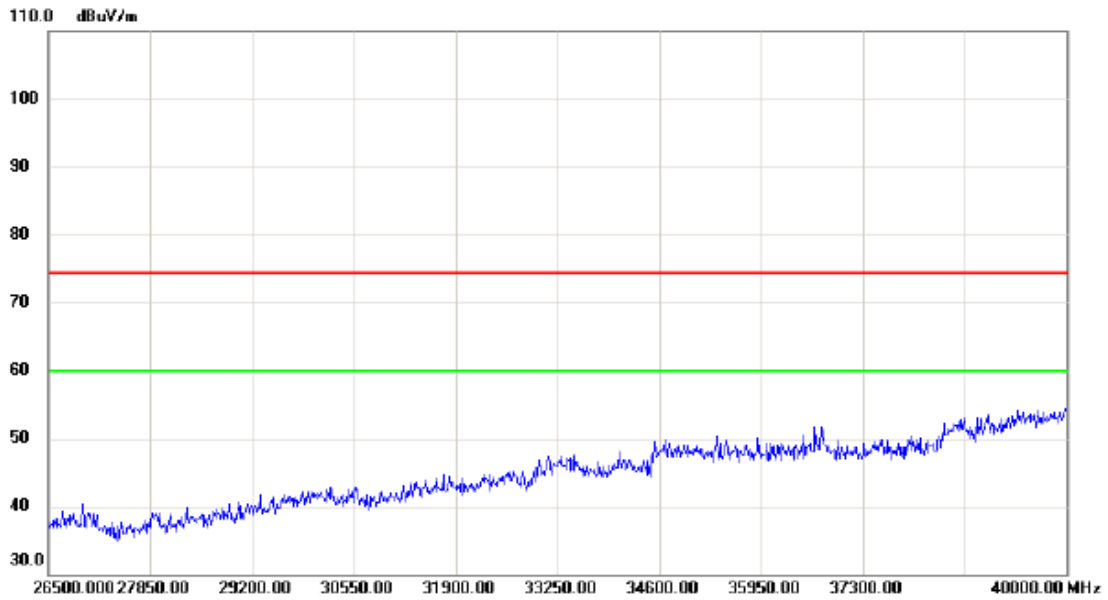
Horizontal



No.	Mk.	Freq.	Reading Level	Correct Factor	Measurement	Limit	Margin	Detector	Comment
		MHz	dBuV	dB	dBuV/m	dBuV/m	dB		

Orthogonal Axis:	X
Test Mode:	UNII-1/ TX AC20 Mode 5240MHz_ANT 1

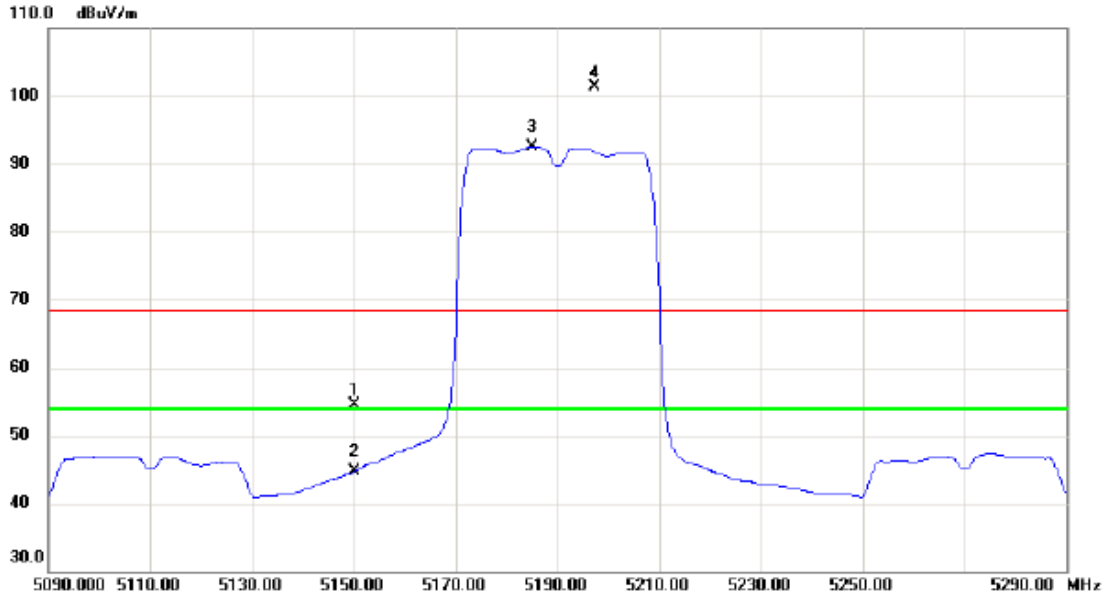
Horizontal



No.	Mk.	Freq.	Reading Level	Correct Factor	Measurement	Limit	Margin	Detector	Comment
		MHz	dBuV	dB	dBuV/m	dBuV/m	dB		
		26500.000	35		35	75	40		
		27850.00	35		35	75	40		
		29200.00	38		38	75	37		
		30550.00	40		40	75	35		
		31900.00	42		42	75	33		
		33250.00	45		45	75	30		
		34600.00	48		48	75	27		
		35950.00	48		48	75	27		
		37300.00	48		48	75	27		
		40000.00	55		55	75	20		

Orthogonal Axis:	X
Test Mode:	UNII-1/ TX AC40 Mode 5190MHz_ANT 1

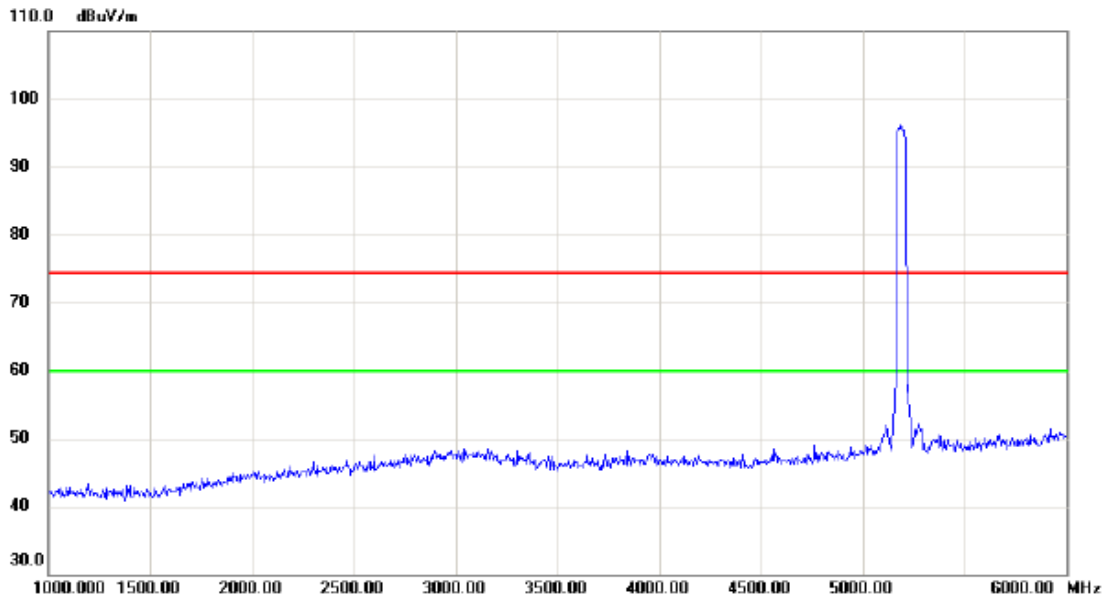
Vertical



No.	Mk.	Freq. MHz	Reading Level dBuV	Correct Factor dB	Measure- ment dBuV/m	Limit dBuV/m	Margin dB	Detector	Comment
1		5150.000	13.83	40.63	54.46	68.30	-13.84	peak	
2		5150.000	4.06	40.63	44.69	54.00	-9.31	AVG	
3	*	5185.200	51.82	40.74	92.56	54.00	38.56	AVG	No Limit
4	X	5197.400	60.44	40.78	101.22	68.30	32.92	peak	No Limit

Orthogonal Axis:	X
Test Mode:	UNII-1/ TX AC40 Mode 5190MHz_ANT 1

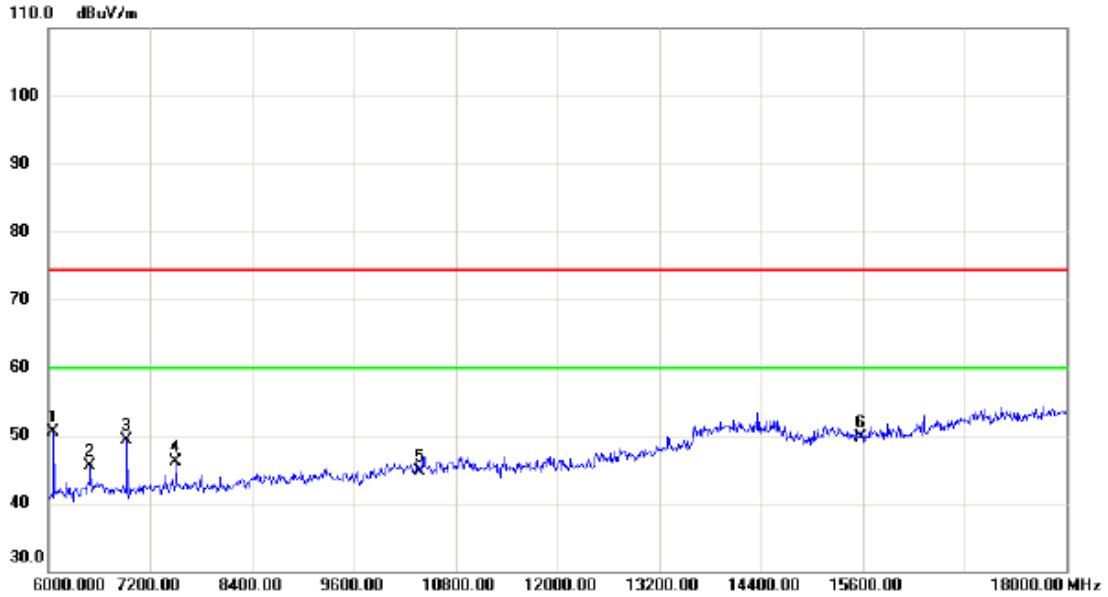
Vertical



No.	Mk.	Freq.	Reading Level	Correct Factor	Measurement	Limit	Margin	Detector	Comment
		MHz	dBuV	dB	dBuV/m	dBuV/m	dB		
		5190.00	95.0		95.0	75.0	20.0		

Orthogonal Axis:	X
Test Mode:	UNII-1/ TX AC40 Mode 5190MHz_ANT 1

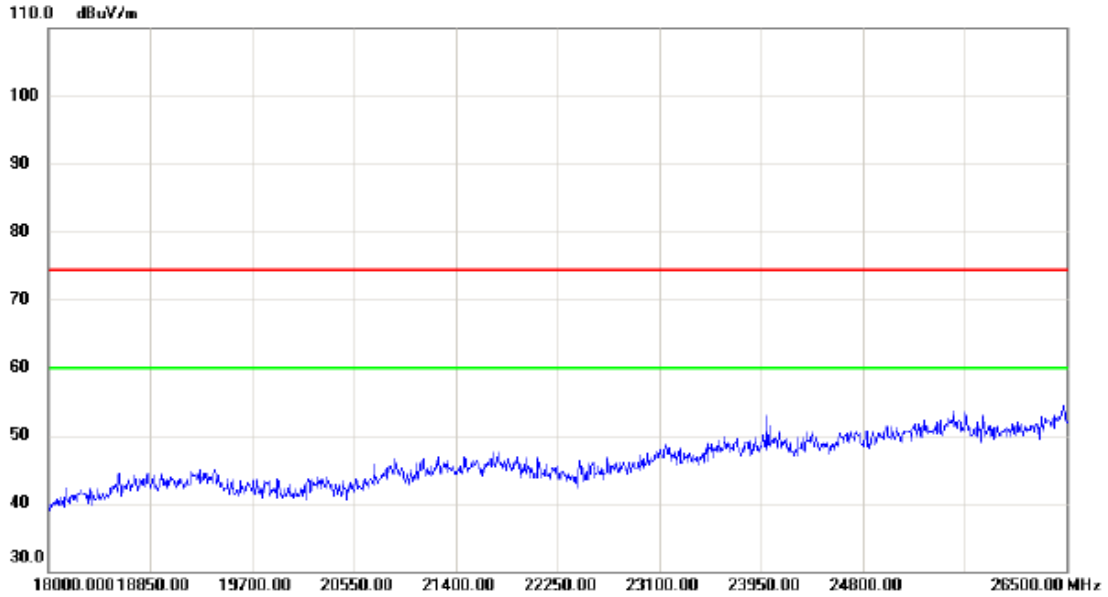
Vertical



No.	Mk.	Freq. MHz	Reading Level dBuV	Correct Factor dB	Measure- ment dBuV/m	Limit dBuV/m	Margin dB	Detector	Comment
1	*	6060.000	41.23	9.27	50.50	74.30	-23.80	peak	
2		6492.000	34.64	10.86	45.50	74.30	-28.80	peak	
3		6924.000	38.65	10.69	49.34	74.30	-24.96	peak	
4		7500.000	34.37	11.76	46.13	74.30	-28.17	peak	
5		10380.000	29.34	15.29	44.63	74.30	-29.67	peak	
6		15570.000	30.76	18.87	49.63	74.30	-24.67	peak	

Orthogonal Axis:	X
Test Mode:	UNII-1/ TX AC40 Mode 5190MHz_ANT 1

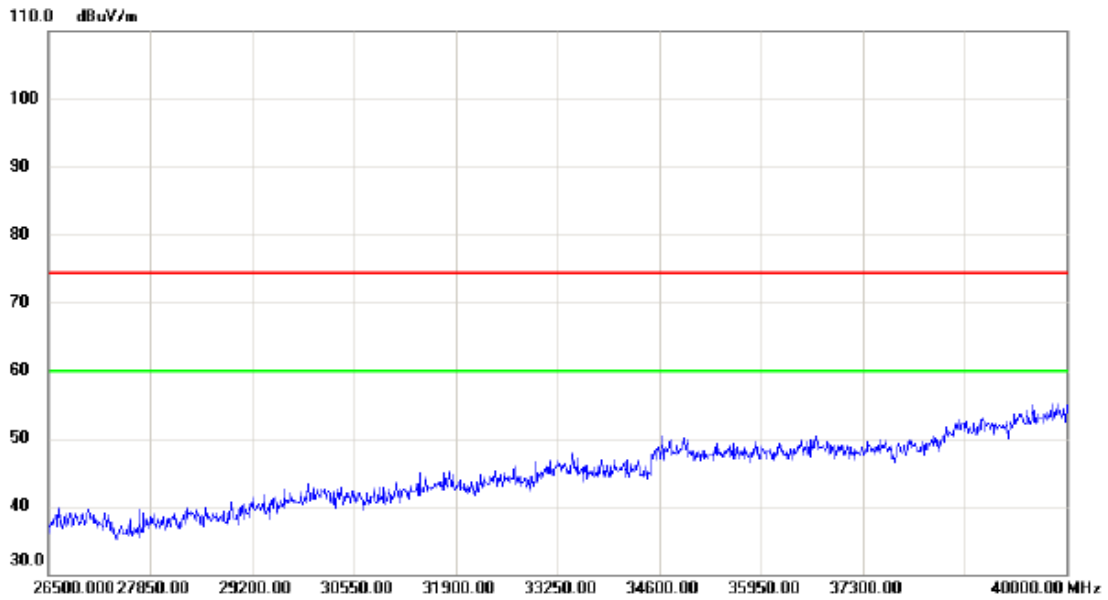
Vertical



No.	Mk.	Freq.	Reading Level	Correct Factor	Measurement	Limit	Margin	Detector	Comment
		MHz	dBuV	dB	dBuV/m	dBuV/m	dB		

Orthogonal Axis:	X
Test Mode:	UNII-1/ TX AC40 Mode 5190MHz_ANT 1

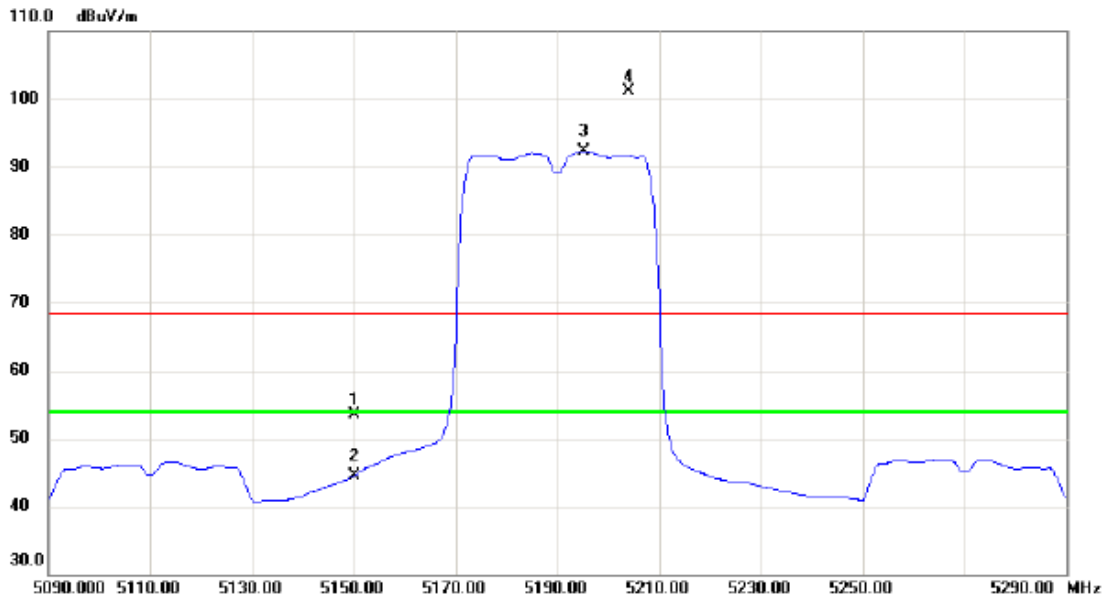
Vertical



No.	Mk.	Freq.	Reading Level	Correct Factor	Measurement	Limit	Margin	Detector	Comment
		MHz	dBuV	dB	dBuV/m	dBuV/m	dB		
		26500.000	38		38	60	22		
		27850.00	35		35	60	25		
		29200.00	40		40	60	20		
		30550.00	42		42	60	18		
		31900.00	45		45	60	15		
		33250.00	48		48	60	12		
		34600.00	50		50	60	10		
		35950.00	48		48	60	12		
		37300.00	48		48	60	12		
		40000.00	55		55	60	5		

Orthogonal Axis:	X
Test Mode:	UNII-1/ TX AC40 Mode 5190MHz_ANT 1

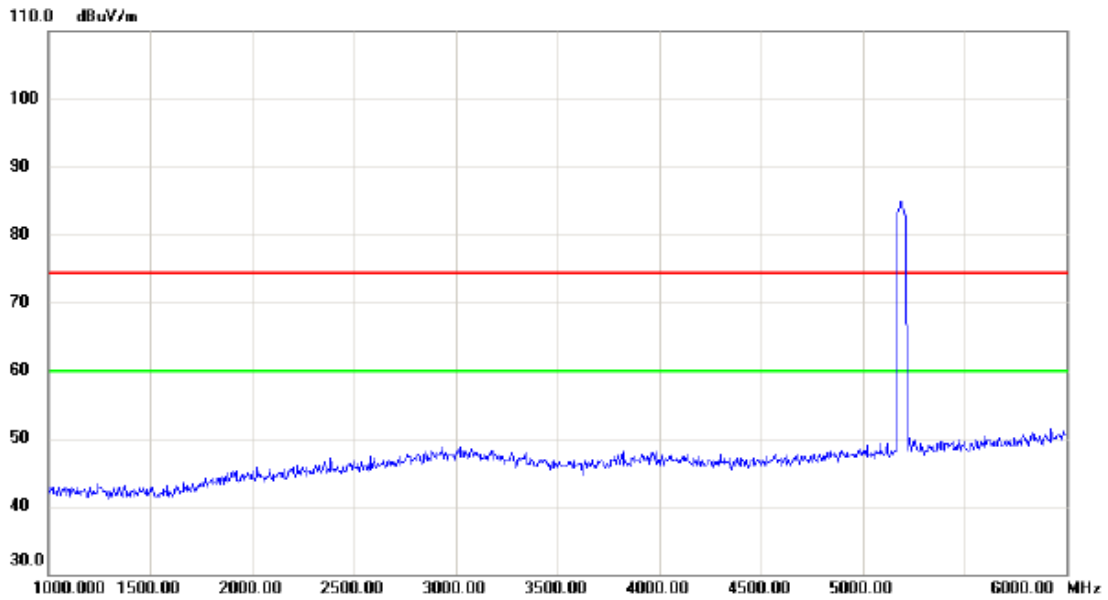
Horizontal



No.	Mk.	Freq. MHz	Reading Level dBuV	Correct Factor dB	Measure- ment dBuV/m	Limit dBuV/m	Margin dB	Detector	Comment
1		5150.000	12.79	40.63	53.42	68.30	-14.88	peak	
2		5150.000	3.85	40.63	44.48	54.00	-9.52	AVG	
3	*	5195.200	51.52	40.78	92.30	54.00	38.30	AVG	No Limit
4	X	5204.000	60.30	40.80	101.10	68.30	32.80	peak	No Limit

Orthogonal Axis:	X
Test Mode:	UNII-1/ TX AC40 Mode 5190MHz_ANT 1

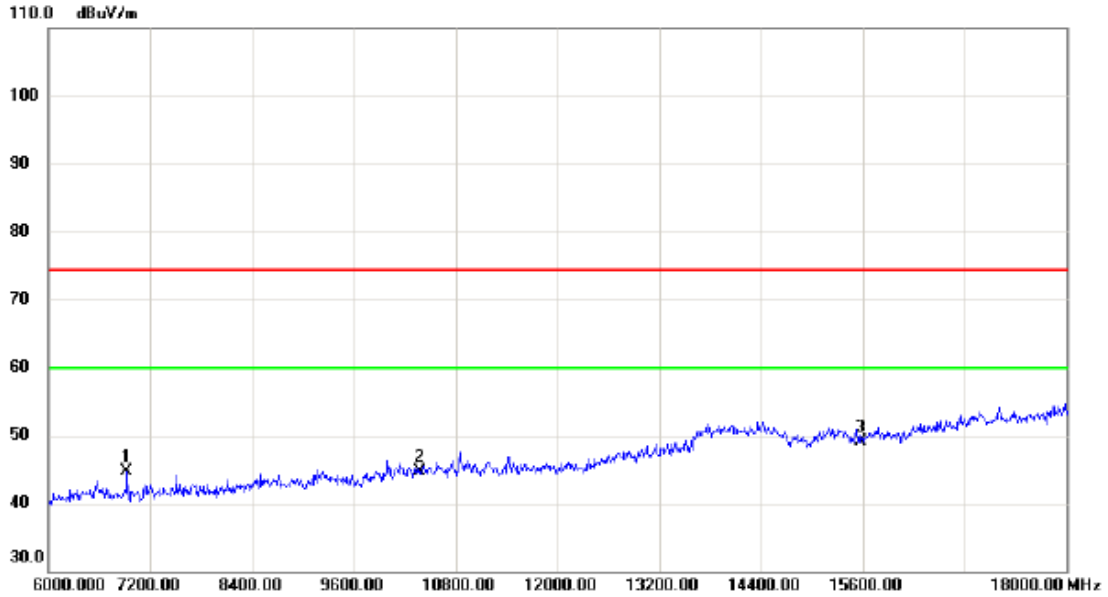
Horizontal



No.	Mk.	Freq.	Reading Level	Correct Factor	Measurement	Limit	Margin	Detector	Comment
		MHz	dBuV	dB	dBuV/m	dBuV/m	dB		

Orthogonal Axis:	X
Test Mode:	UNII-1/ TX AC40 Mode 5190MHz_ANT 1

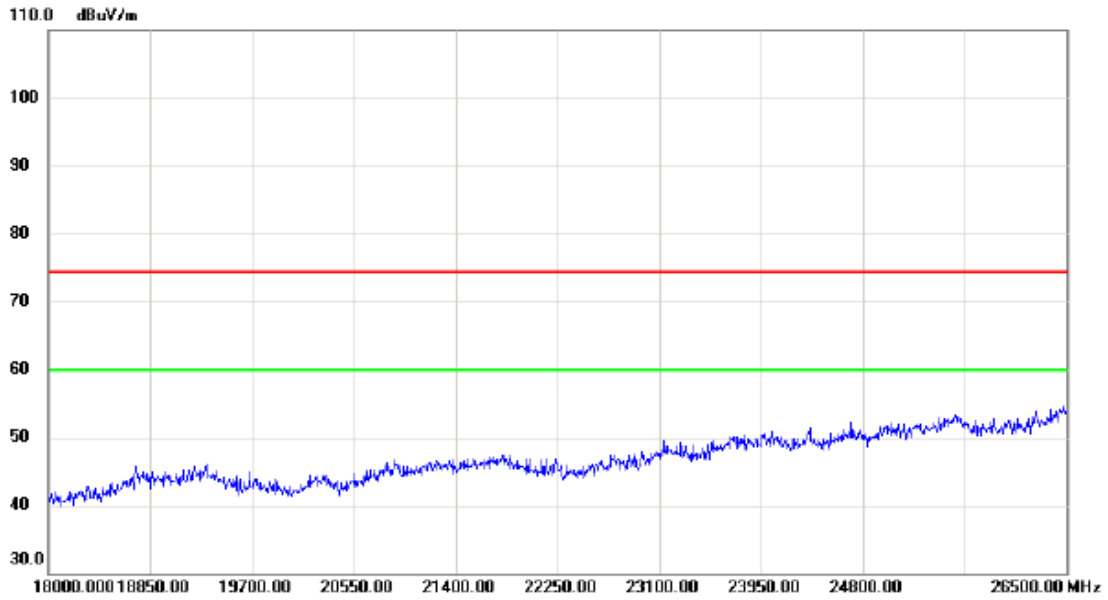
Horizontal



No.	Mk.	Freq. MHz	Reading Level dBuV	Correct Factor dB	Measure- ment dBuV/m	Limit dBuV/m	Margin dB	Detector	Comment
1		6924.000	33.99	10.69	44.68	74.30	-29.62	peak	
2		10380.000	29.46	15.29	44.75	74.30	-29.55	peak	
3	*	15570.000	30.25	18.87	49.12	74.30	-25.18	peak	

Orthogonal Axis:	X
Test Mode:	UNII-1/ TX AC40 Mode 5190MHz_ANT 1

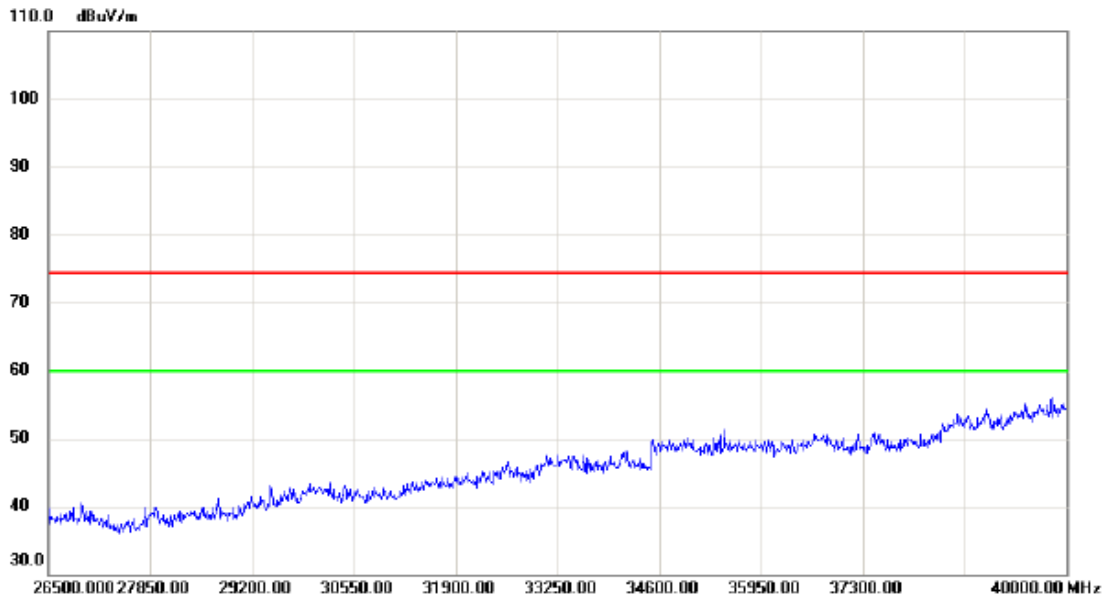
Horizontal



No.	Mk.	Freq.	Reading Level	Correct Factor	Measurement	Limit	Margin	Detector	Comment
		MHz	dBuV	dB	dBuV/m	dBuV/m	dB		

Orthogonal Axis:	X
Test Mode:	UNII-1/ TX AC40 Mode 5190MHz_ANT 1

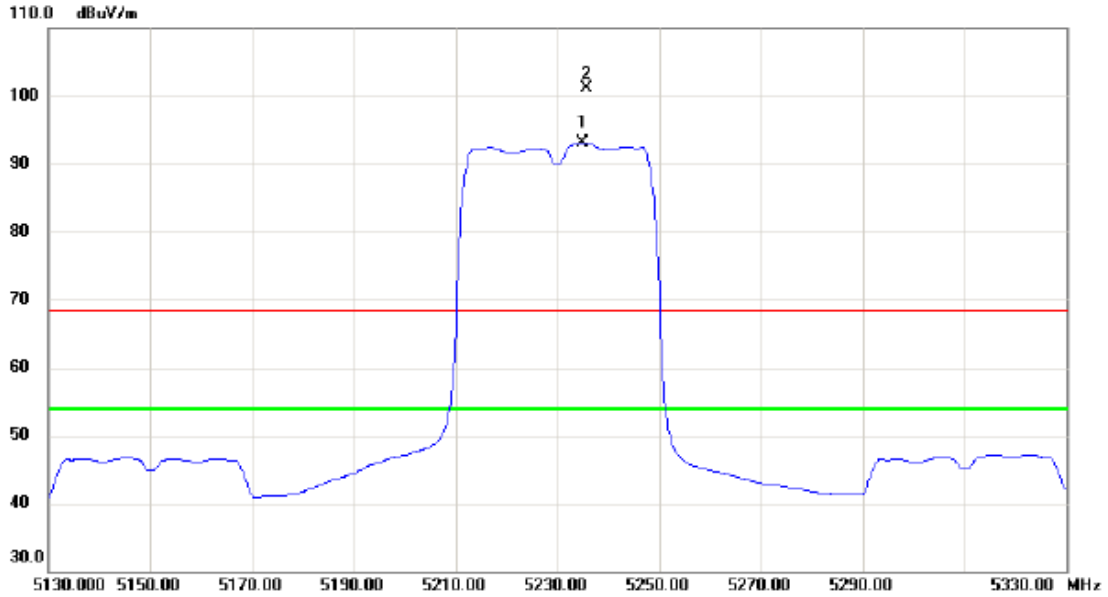
Horizontal



No.	Mk.	Freq.	Reading Level	Correct Factor	Measurement	Limit	Margin	Detector	Comment
		MHz	dBuV	dB	dBuV/m	dBuV/m	dB		

Orthogonal Axis:	X
Test Mode:	UNII-1/ TX AC40 Mode 5230MHz_ANT 1

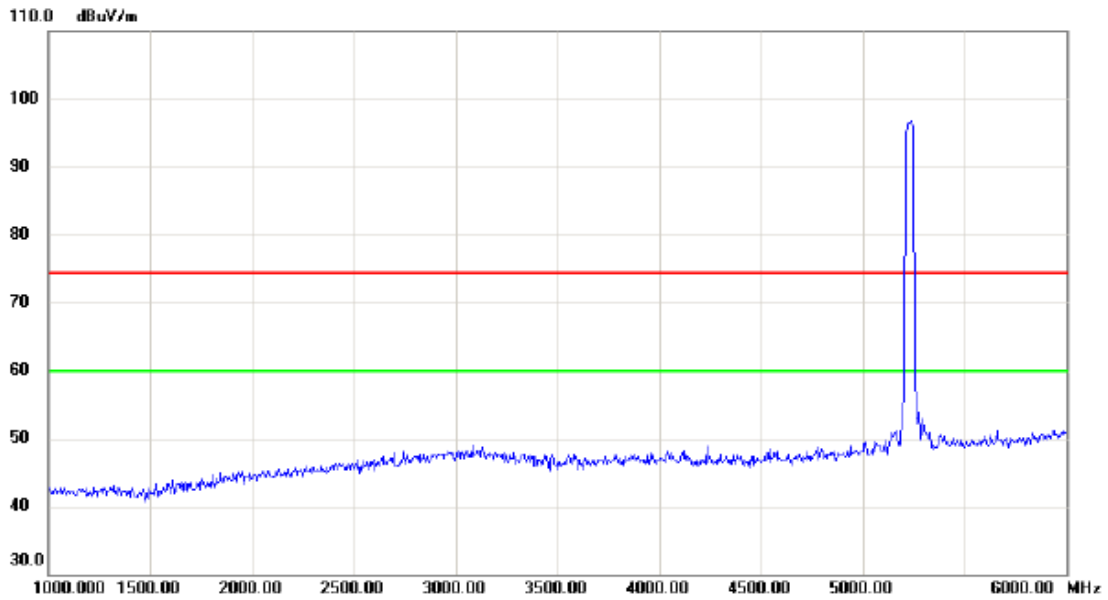
Vertical



No.	Mk.	Freq. MHz	Reading Level dBuV	Correct Factor dB	Measure- ment dBuV/m	Limit dBuV/m	Margin dB	Detector	Comment
1	*	5235.000	52.18	40.90	93.08	54.00	39.08	AVG	No Limit
2	X	5235.600	60.24	40.91	101.15	68.30	32.85	peak	No Limit

Orthogonal Axis:	X
Test Mode:	UNII-1/ TX AC40 Mode 5230MHz_ANT 1

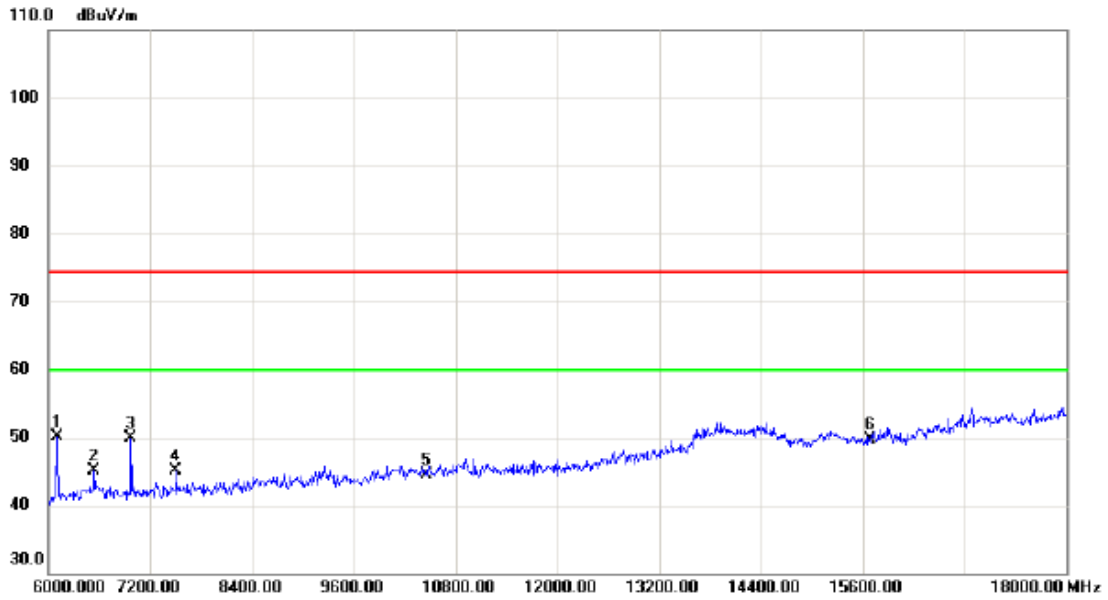
Vertical



No.	Mk.	Freq.	Reading Level	Correct Factor	Measurement	Limit	Margin	Detector	Comment
		MHz	dBuV	dB	dBuV/m	dBuV/m	dB		
		5230	95		95	75	20		

Orthogonal Axis:	X
Test Mode:	UNII-1/ TX AC40 Mode 5230MHz_ANT 1

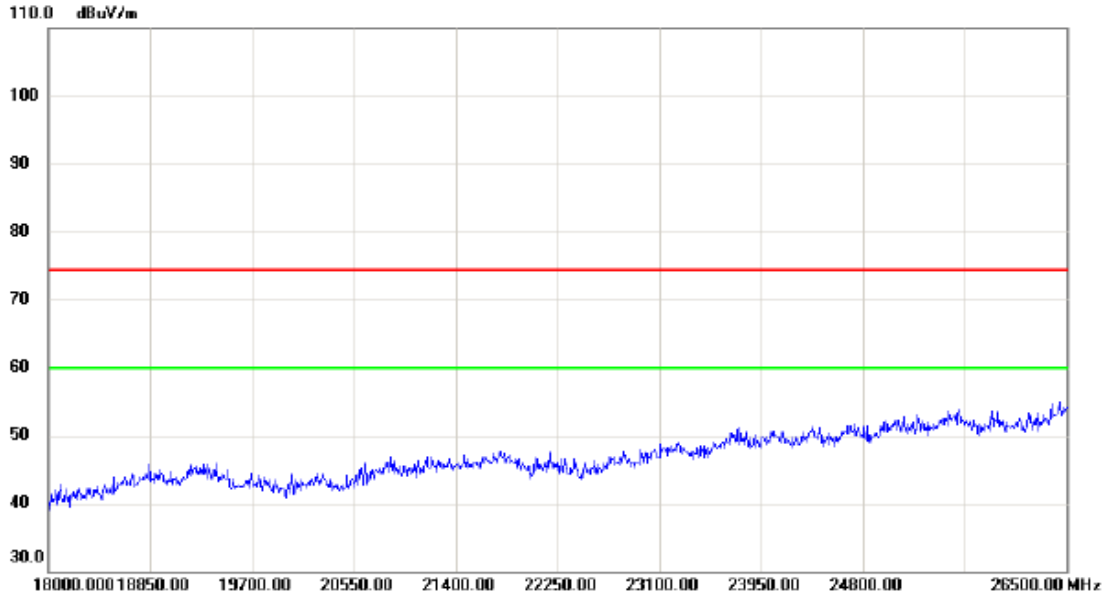
Vertical



No.	Mk.	Freq. MHz	Reading Level dBuV	Correct Factor dB	Measure- ment dBuV/m	Limit dBuV/m	Margin dB	Detector	Comment
1	*	6096.000	40.72	9.41	50.13	74.30	-24.17	peak	
2		6540.000	34.14	10.87	45.01	74.30	-29.29	peak	
3		6972.000	39.34	10.66	50.00	74.30	-24.30	peak	
4		7500.000	33.38	11.76	45.14	74.30	-29.16	peak	
5		10460.000	29.03	15.49	44.52	74.30	-29.78	peak	
6		15690.000	30.91	18.88	49.79	74.30	-24.51	peak	

Orthogonal Axis:	X
Test Mode:	UNII-1/ TX AC40 Mode 5230MHz_ANT 1

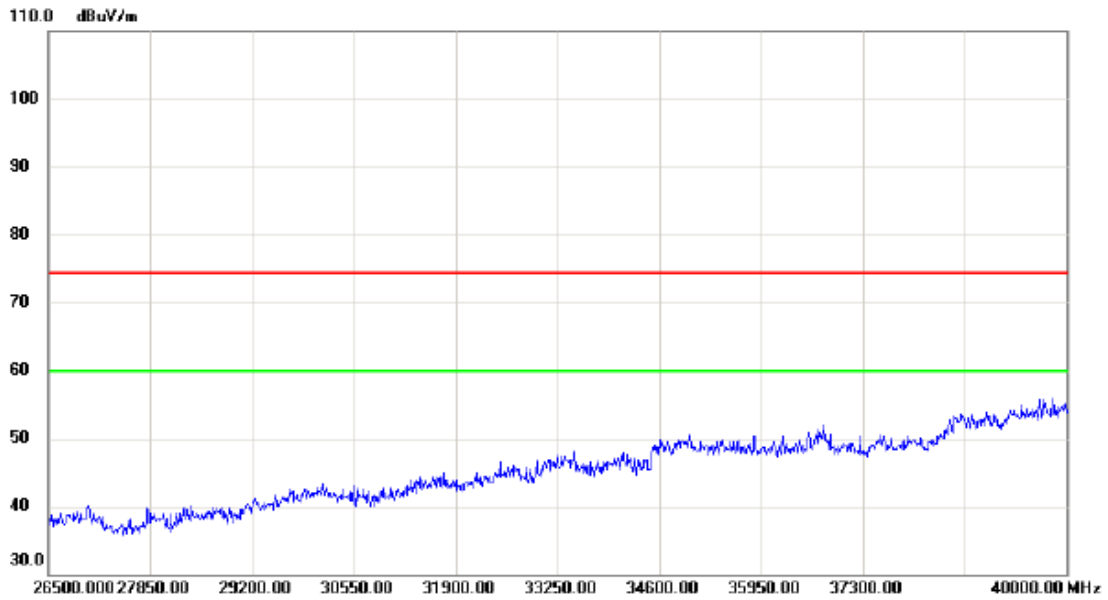
Vertical



No.	Mk.	Freq.	Reading Level	Correct Factor	Measurement	Limit	Margin	Detector	Comment
		MHz	dBuV	dB	dBuV/m	dBuV/m	dB		

Orthogonal Axis:	X
Test Mode:	UNII-1/ TX AC40 Mode 5230MHz_ANT 1

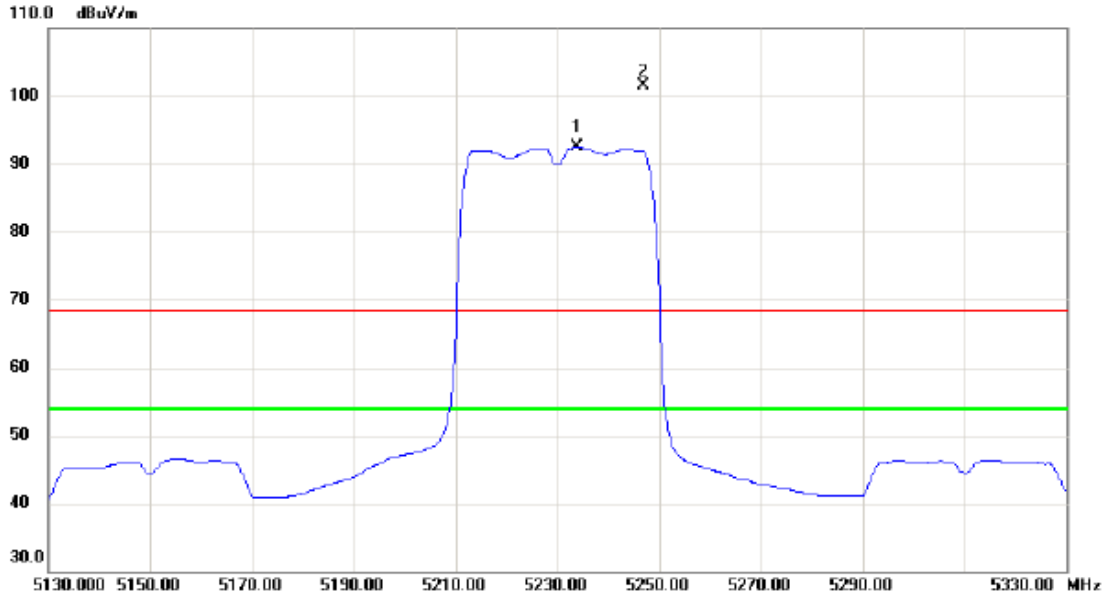
Vertical



No.	Mk.	Freq.	Reading Level	Correct Factor	Measurement	Limit	Margin	Detector	Comment
		MHz	dBuV	dB	dBuV/m	dBuV/m	dB		
		26500.000	38		38	75	37		
		27850.00	35		35	75	40		
		29200.00	38		38	75	37		
		30550.00	40		40	75	35		
		31900.00	42		42	75	33		
		33250.00	45		45	75	30		
		34600.00	48		48	75	27		
		35950.00	48		48	75	27		
		37300.00	48		48	75	27		
		40000.00	55		55	75	20		

Orthogonal Axis:	X
Test Mode:	UNII-1/ TX AC40 Mode 5230MHz_ANT 1

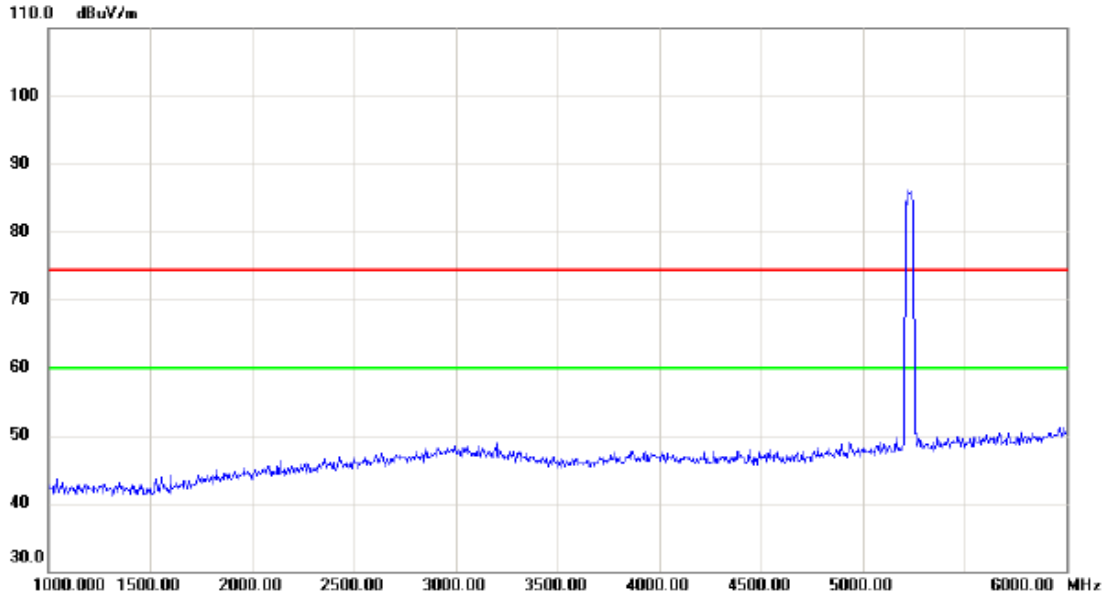
Horizontal



No.	Mk.	Freq. MHz	Reading Level dBuV	Correct Factor dB	Measure- ment dBuV/m	Limit dBuV/m	Margin dB	Detector	Comment
1	*	5233.800	51.56	40.90	92.46	54.00	38.46	AVG	No Limit
2	X	5246.800	60.47	40.94	101.41	68.30	33.11	peak	No Limit

Orthogonal Axis:	X
Test Mode:	UNII-1/ TX AC40 Mode 5230MHz_ANT 1

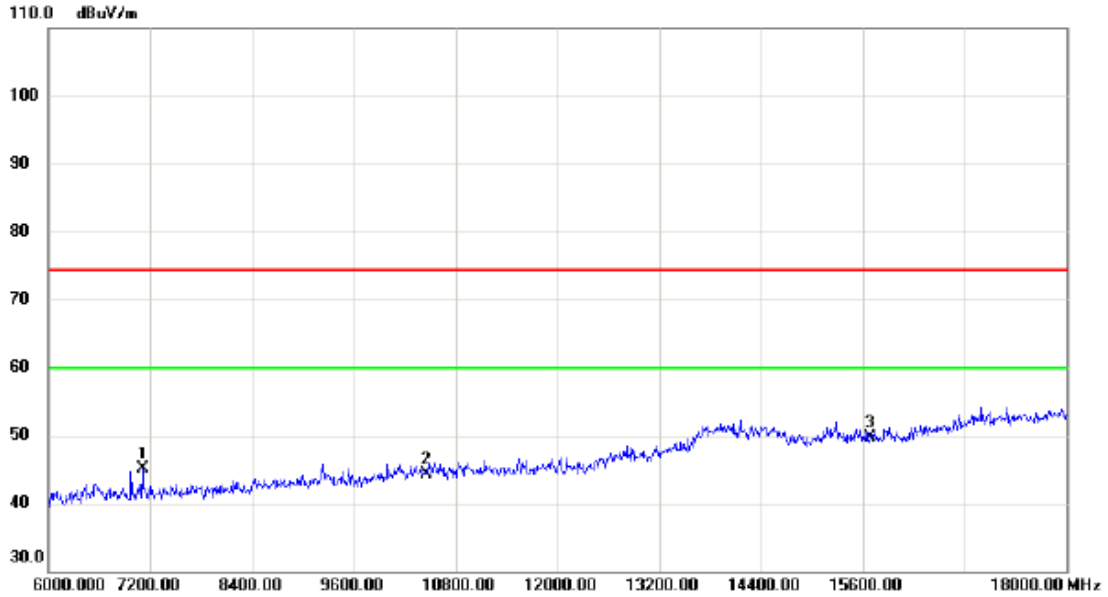
Horizontal



No.	Mk.	Freq.	Reading Level	Correct Factor	Measurement	Limit	Margin	Detector	Comment
		MHz	dBuV	dB	dBuV/m	dBuV/m	dB		
		5230	85		85	75	10		

Orthogonal Axis:	X
Test Mode:	UNII-1/ TX AC40 Mode 5230MHz_ANT 1

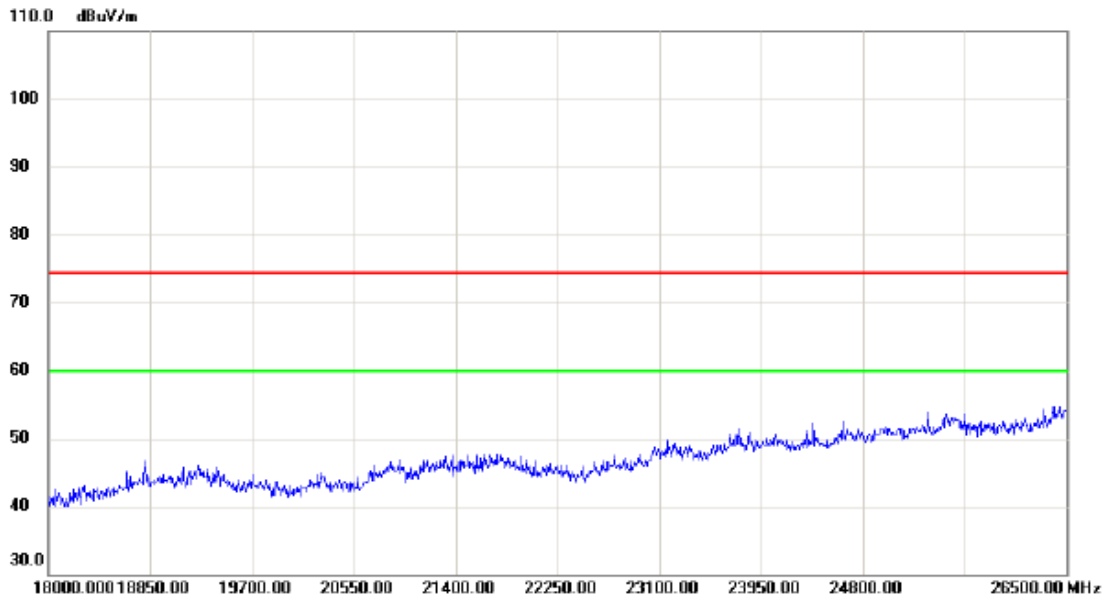
Horizontal



No.	Mk.	Freq. MHz	Reading Level dBuV	Correct Factor dB	Measure- ment dBuV/m	Limit dBuV/m	Margin dB	Detector	Comment
1		7104.000	34.25	10.87	45.12	74.30	-29.18	peak	
2		10460.000	28.75	15.49	44.24	74.30	-30.06	peak	
3	*	15690.000	30.77	18.88	49.65	74.30	-24.65	peak	

Orthogonal Axis:	X
Test Mode:	UNII-1/ TX AC40 Mode 5230MHz_ANT 1

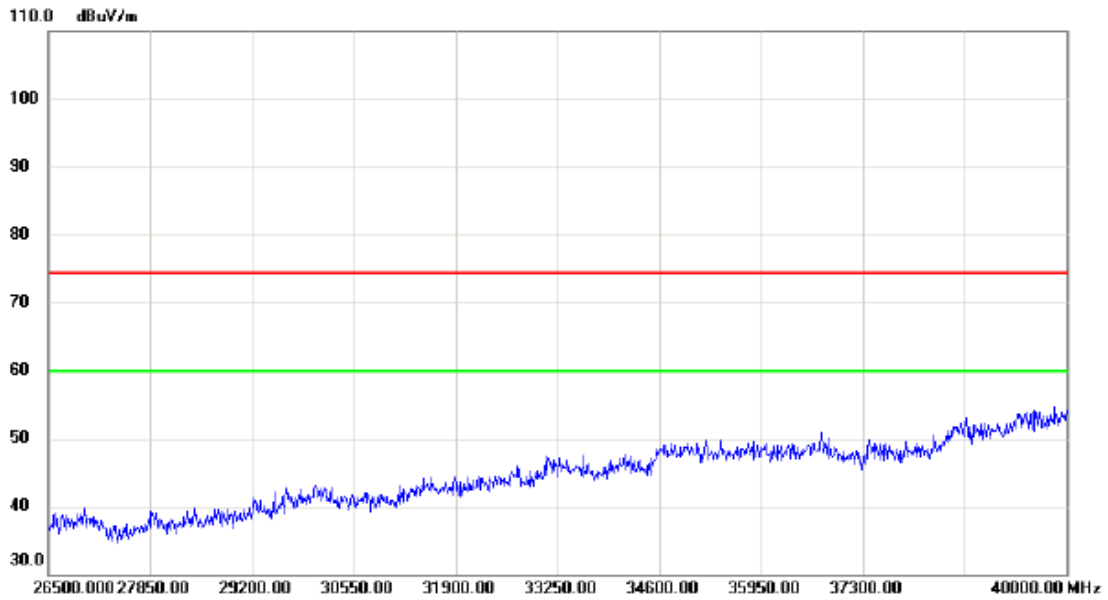
Horizontal



No.	Mk.	Freq.	Reading Level	Correct Factor	Measurement	Limit	Margin	Detector	Comment
		MHz	dBuV	dB	dBuV/m	dBuV/m	dB		
		18000.000	40		40				
		18850.00	45		45				
		19700.00	42		42				
		20550.00	45		45				
		21400.00	45		45				
		22250.00	45		45				
		23100.00	48		48				
		23950.00	48		48				
		24800.00	50		50				
		25650.00	52		52				

Orthogonal Axis:	X
Test Mode:	UNII-1/ TX AC40 Mode 5230MHz_ANT 1

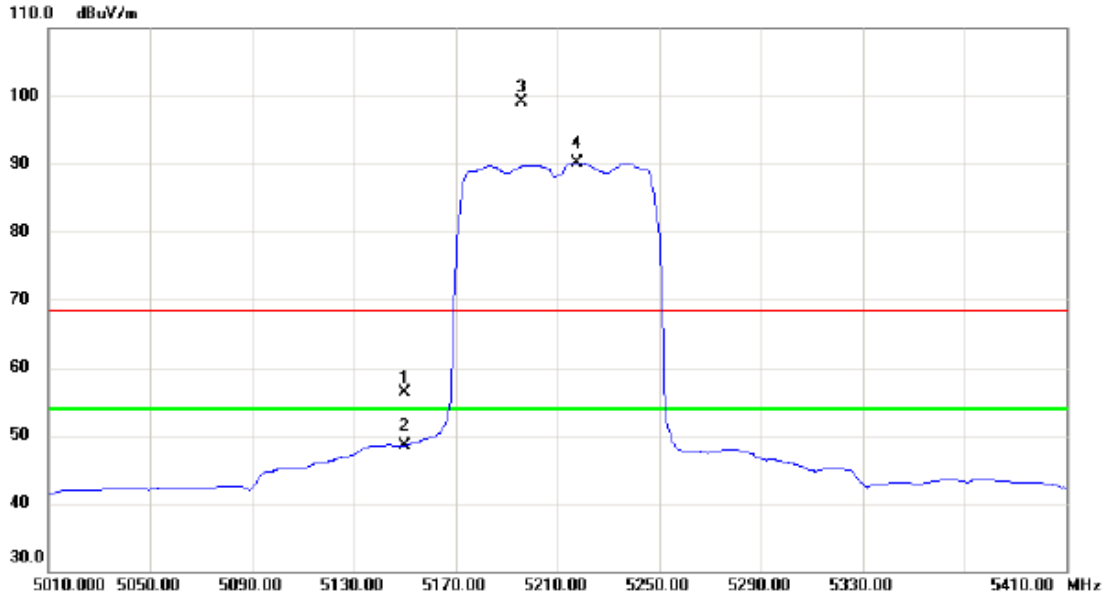
Horizontal



No.	Mk.	Freq.	Reading Level	Correct Factor	Measurement	Limit	Margin	Detector	Comment
		MHz	dBuV	dB	dBuV/m	dBuV/m	dB		
		26500.000	38		38	75	37		
		27850.00	35		35	75	40		
		29200.00	38		38	75	37		
		30550.00	40		40	75	35		
		31900.00	42		42	75	33		
		33250.00	45		45	75	30		
		34600.00	48		48	75	27		
		35950.00	48		48	75	27		
		37300.00	48		48	75	27		
		40000.00	55		55	75	20		

Orthogonal Axis:	X
Test Mode:	UNII-1/ TX AC80 Mode 5210MHz_ANT 1

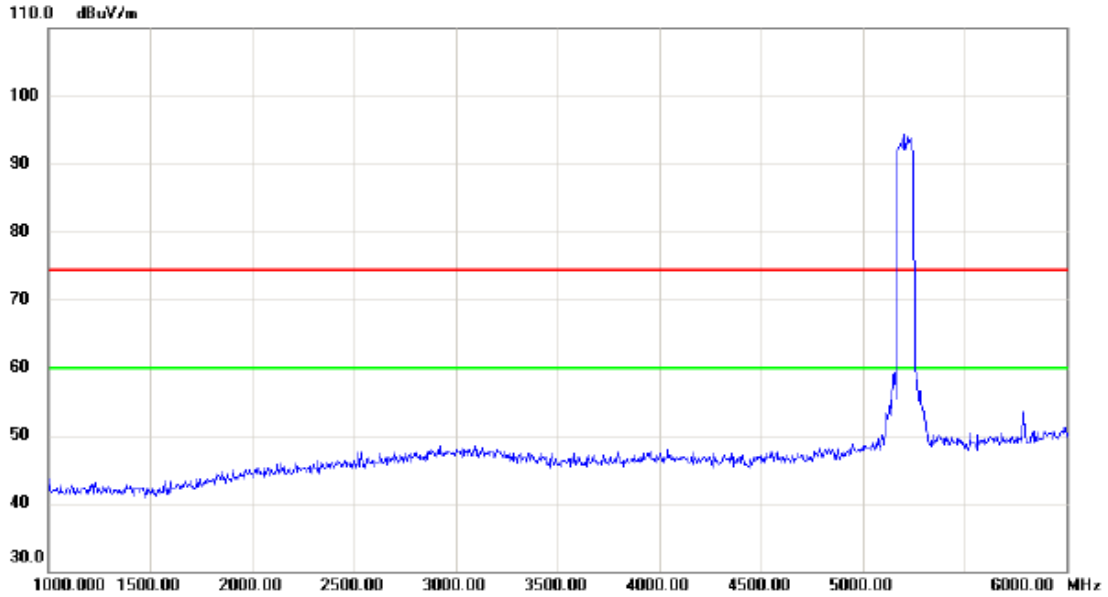
Vertical



No.	Mk.	Freq. MHz	Reading Level dBuV	Correct Factor dB	Measure- ment dBuV/m	Limit dBuV/m	Margin dB	Detector	Comment
1		5150.000	15.77	40.63	56.40	68.30	-11.90	peak	
2		5150.000	7.93	40.63	48.56	54.00	-5.44	AVG	
3	X	5196.000	58.34	40.78	99.12	68.30	30.82	peak	No Limit
4	*	5217.600	49.34	40.85	90.19	54.00	36.19	AVG	No Limit

Orthogonal Axis:	X
Test Mode:	UNII-1/ TX AC80 Mode 5210MHz_ANT 1

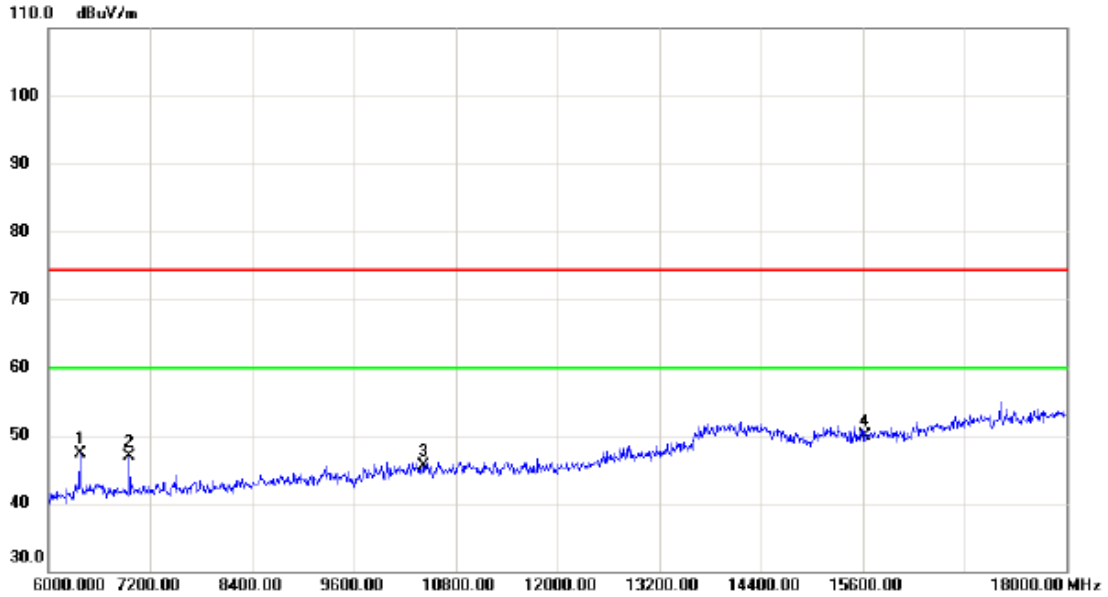
Vertical



No.	Mk.	Freq.	Reading Level	Correct Factor	Measurement	Limit	Margin	Detector	Comment
		MHz	dBuV	dB	dBuV/m	dBuV/m	dB		
		5210.00	95.0	0.0	95.0	75.0	20.0		

Orthogonal Axis:	X
Test Mode:	UNII-1/ TX AC80 Mode 5210MHz_ANT 1

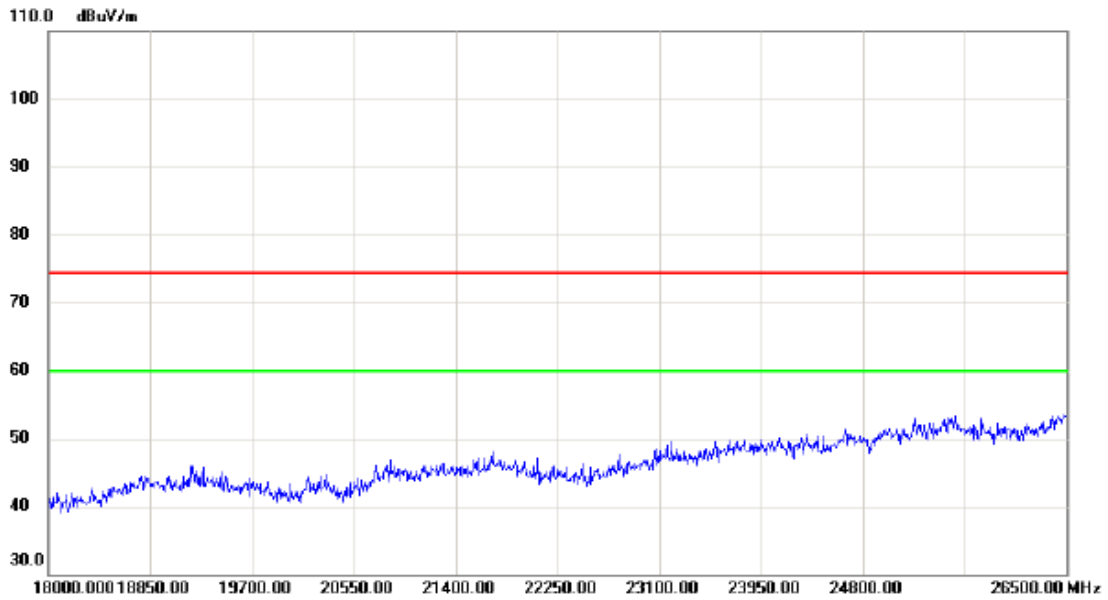
Vertical



No.	Mk.	Freq. MHz	Reading Level dBuV	Correct Factor dB	Measure- ment dBuV/m	Limit dBuV/m	Margin dB	Detector	Comment
1		6372.000	36.89	10.41	47.30	74.30	-27.00	peak	
2		6948.000	36.14	10.68	46.82	74.30	-27.48	peak	
3		10420.000	30.09	15.39	45.48	74.30	-28.82	peak	
4	*	15630.000	31.03	18.87	49.90	74.30	-24.40	peak	

Orthogonal Axis:	X
Test Mode:	UNII-1/ TX AC80 Mode 5210MHz_ANT 1

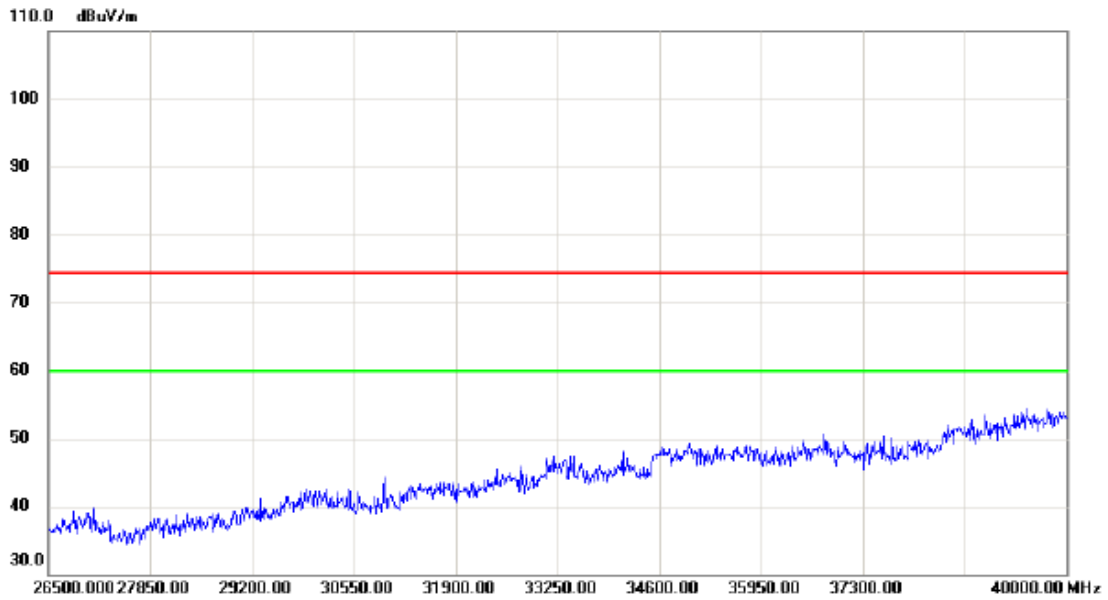
Vertical



No.	Mk.	Freq.	Reading Level	Correct Factor	Measurement	Limit	Margin	Detector	Comment
		MHz	dBuV	dB	dBuV/m	dBuV/m	dB		

Orthogonal Axis:	X
Test Mode:	UNII-1/ TX AC80 Mode 5210MHz_ANT 1

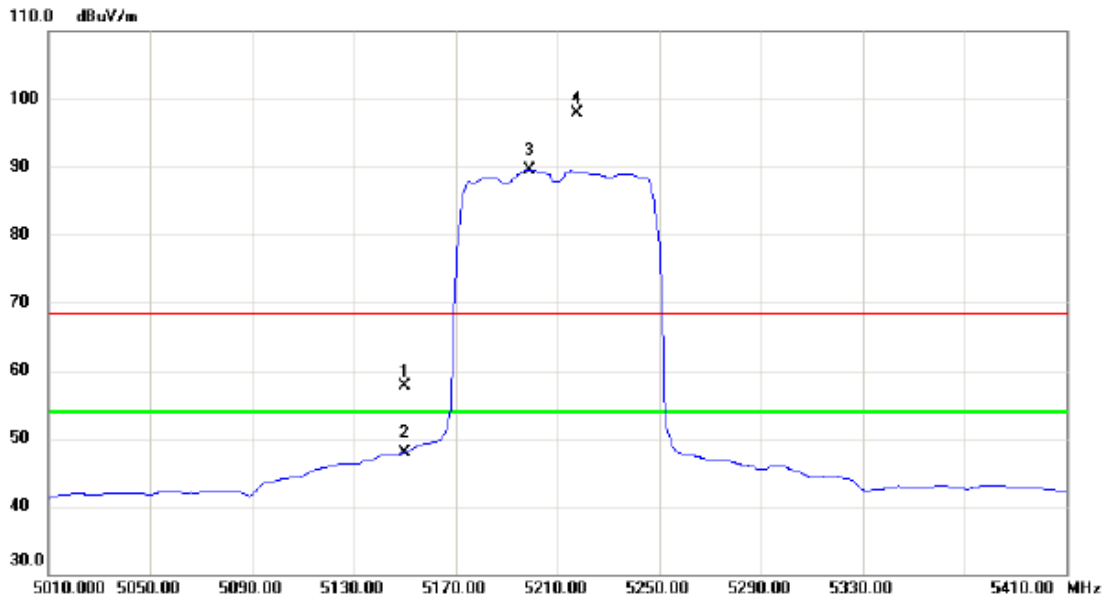
Vertical



No.	Mk.	Freq.	Reading Level	Correct Factor	Measurement	Limit	Margin	Detector	Comment
		MHz	dBuV	dB	dBuV/m	dBuV/m	dB		
		26500.000	35		35	75	40		
		27850.00	35		35	75	40		
		29200.00	40		40	75	35		
		30550.00	40		40	75	35		
		31900.00	45		45	75	30		
		33250.00	45		45	75	30		
		34600.00	48		48	75	27		
		35950.00	48		48	75	27		
		37300.00	48		48	75	27		
		40000.00	55		55	75	20		

Orthogonal Axis:	X
Test Mode:	UNII-1/ TX AC80 Mode 5210MHz_ANT 1

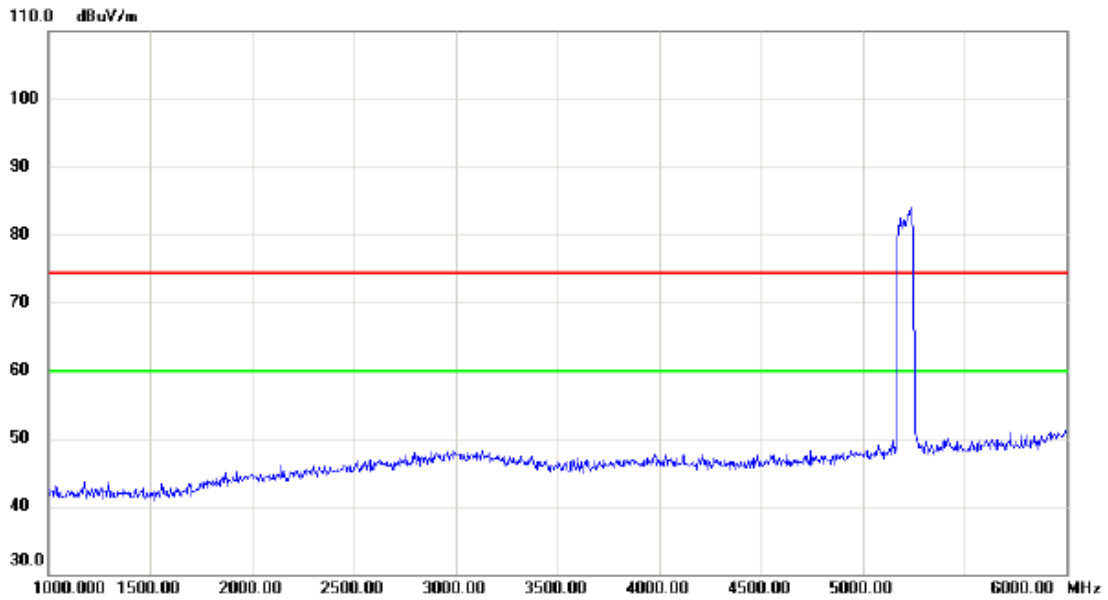
Horizontal



No.	Mk.	Freq. MHz	Reading Level dBuV	Correct Factor dB	Measure- ment dBuV/m	Limit dBuV/m	Margin dB	Detector	Comment
1		5150.000	17.10	40.63	57.73	68.30	-10.57	peak	
2		5150.000	7.32	40.63	47.95	54.00	-6.05	AVG	
3	*	5199.200	48.79	40.79	89.58	54.00	35.58	AVG	No Limit
4	X	5217.600	57.10	40.85	97.95	68.30	29.65	peak	No Limit

Orthogonal Axis:	X
Test Mode:	UNII-1/ TX AC80 Mode 5210MHz_ANT 1

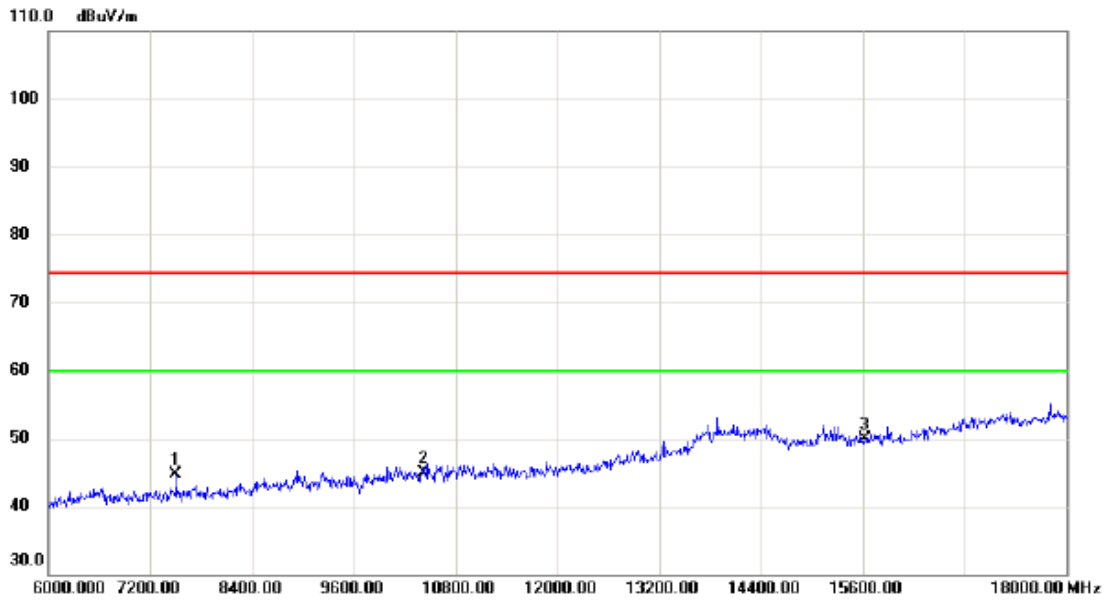
Horizontal



No.	Mk.	Freq.	Reading Level	Correct Factor	Measurement	Limit	Margin	Detector	Comment
		MHz	dBuV	dB	dBuV/m	dBuV/m	dB		
		5210	85		85	75	10		

Orthogonal Axis:	X
Test Mode:	UNII-1/ TX AC80 Mode 5210MHz_ANT 1

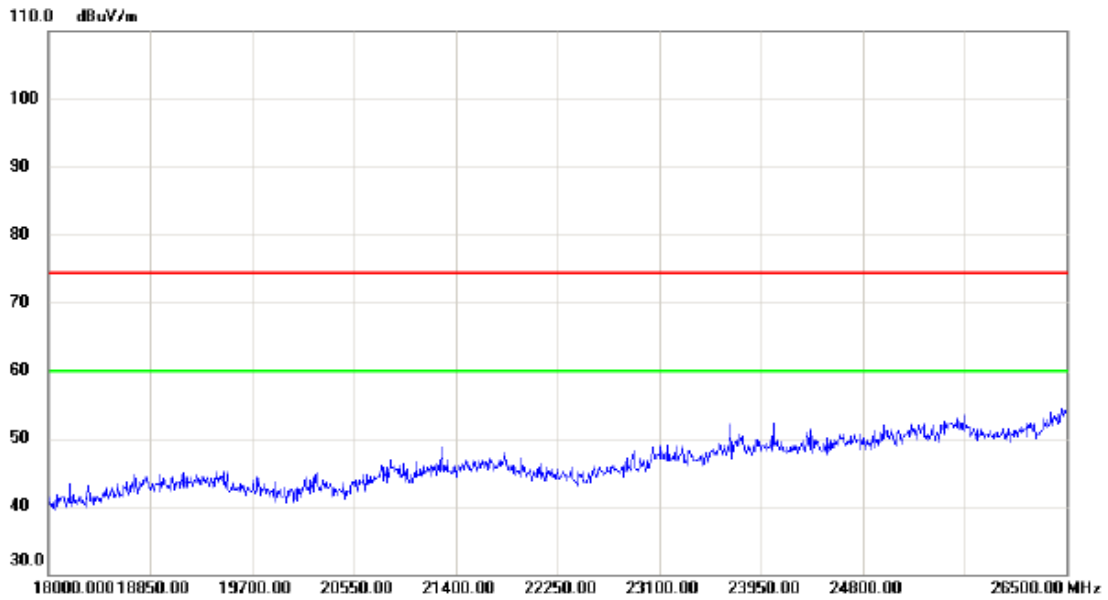
Horizontal



No.	Mk.	Freq. MHz	Reading Level dBuV	Correct Factor dB	Measure- ment dBuV/m	Limit dBuV/m	Margin dB	Detector	Comment
1		7500.000	32.91	11.76	44.67	74.30	-29.63	peak	
2		10420.000	29.45	15.39	44.84	74.30	-29.46	peak	
3	*	15630.000	30.98	18.87	49.85	74.30	-24.45	peak	

Orthogonal Axis:	X
Test Mode:	UNII-1/ TX AC80 Mode 5210MHz_ANT 1

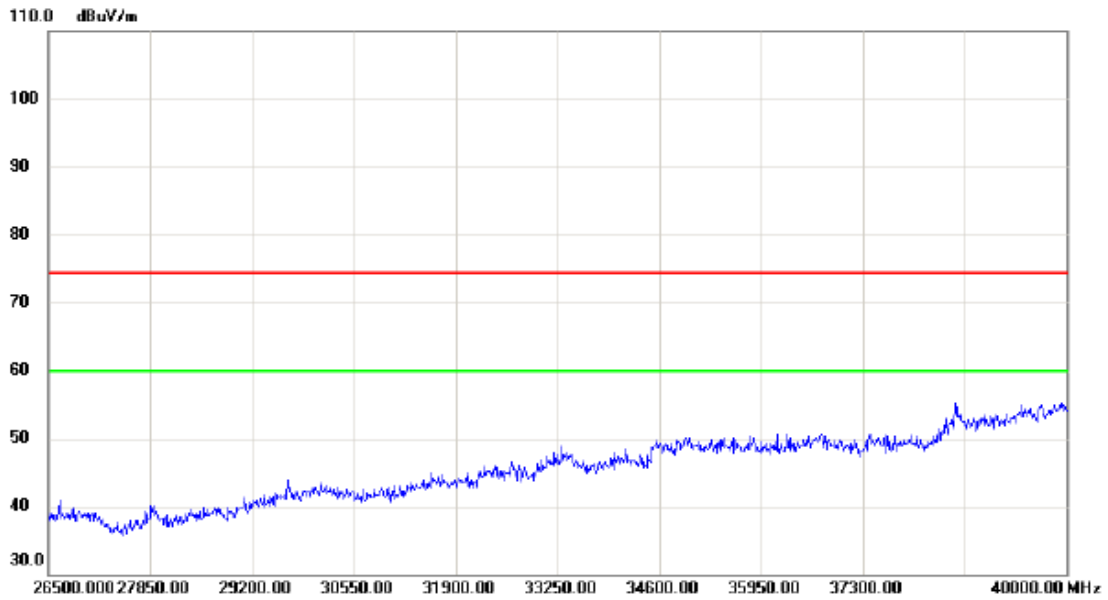
Horizontal



No.	Mk.	Freq.	Reading Level	Correct Factor	Measurement	Limit	Margin	Detector	Comment
		MHz	dBuV	dB	dBuV/m	dBuV/m	dB		

Orthogonal Axis:	X
Test Mode:	UNII-1/ TX AC80 Mode 5210MHz_ANT 1

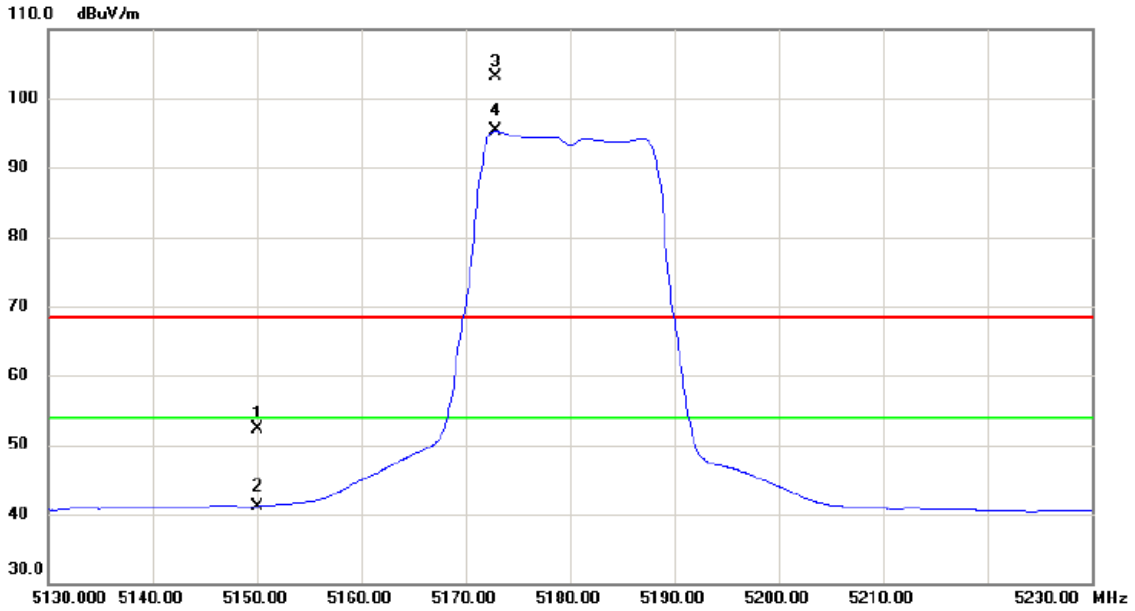
Horizontal



No.	Mk.	Freq.	Reading Level	Correct Factor	Measurement	Limit	Margin	Detector	Comment
		MHz	dBuV	dB	dBuV/m	dBuV/m	dB		

Orthogonal Axis:	X
Test Mode:	UNII-1/ TX A Mode 5180MHz_ANT 2

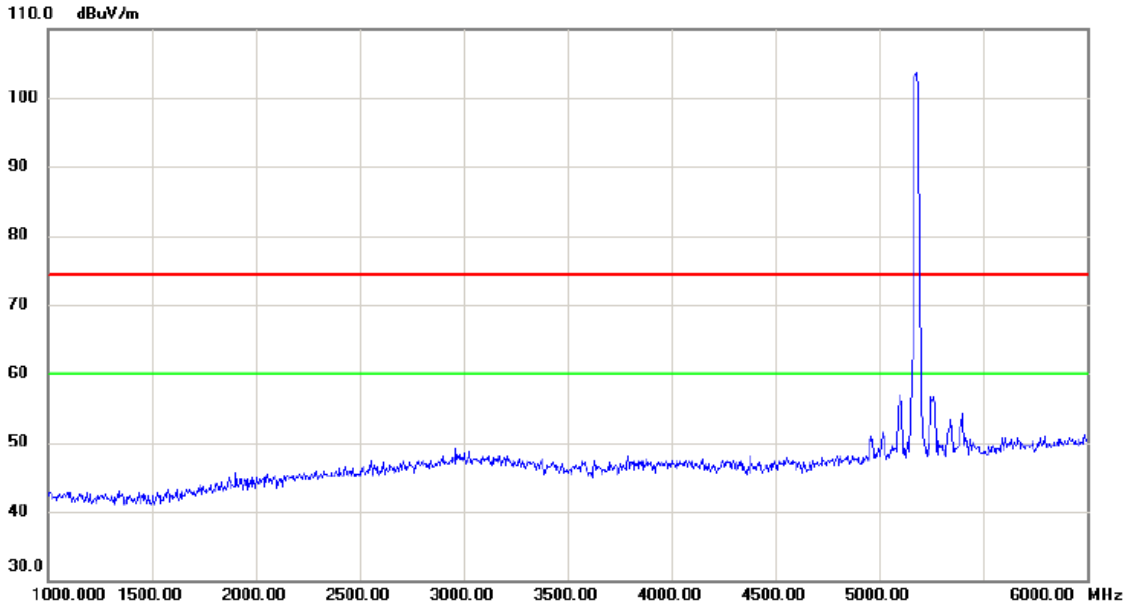
Vertical



No.	Mk.	Freq. MHz	Reading Level dBuV	Correct Factor dB	Measure- ment dBuV/m	Limit dBuV/m	Margin dB	Detector	Comment
1		5150.000	11.62	40.63	52.25	68.30	-16.05	peak	
2		5150.000	0.55	40.63	41.18	54.00	-12.82	AVG	
3	X	5172.800	62.37	40.70	103.07	68.30	34.77	peak	No Limit
4	*	5172.800	54.56	40.70	95.26	54.00	41.26	AVG	No Limit

Orthogonal Axis:	X
Test Mode:	UNII-1/ TX A Mode 5180MHz_ANT 2

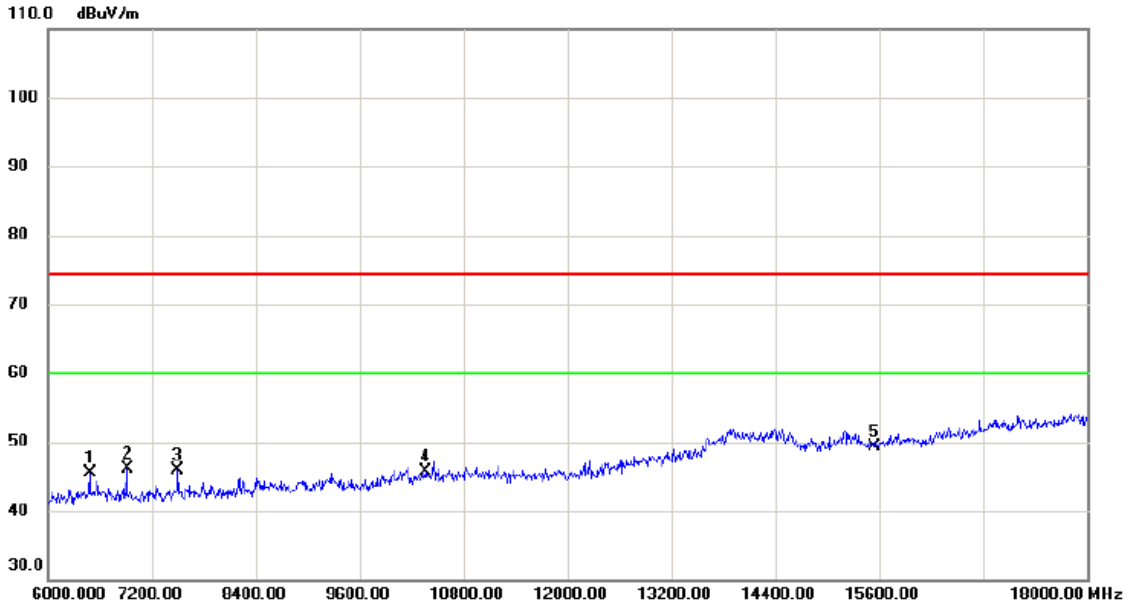
Vertical



No.	Mk.	Freq.	Reading Level	Correct Factor	Measurement	Limit	Margin	Detector	Comment
		MHz	dBuV	dB	dBuV/m	dBuV/m	dB		

Orthogonal Axis:	X
Test Mode:	UNII-1/ TX A Mode 5180MHz_ANT 2

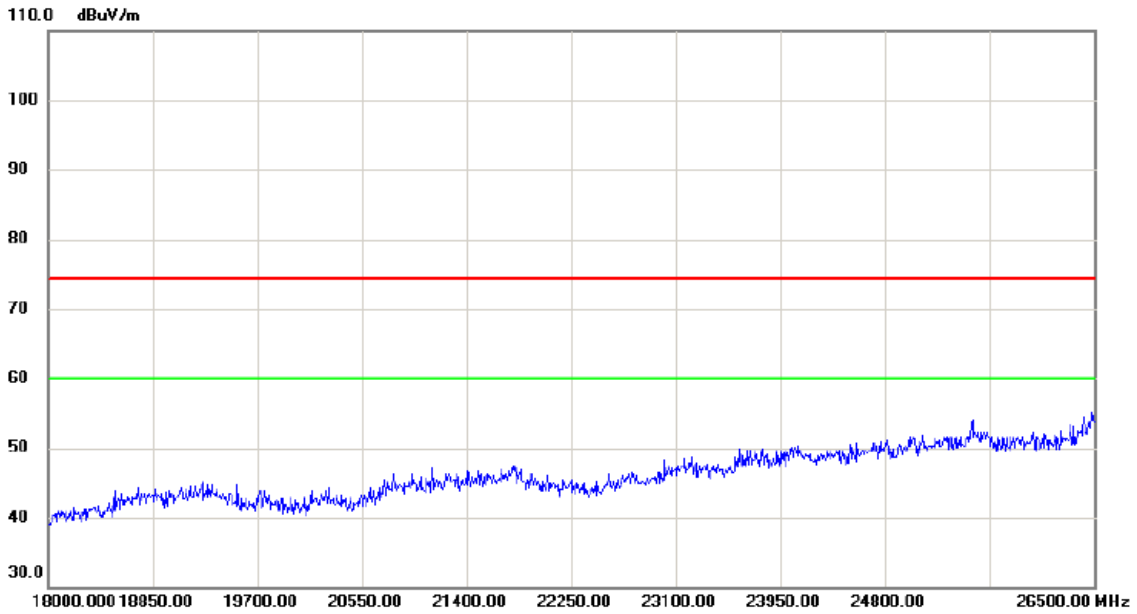
Vertical



No.	Mk.	Freq. MHz	Reading Level dBuV	Correct Factor dB	Measure- ment dBuV/m	Limit dBuV/m	Margin dB	Detector	Comment
1		6480.000	34.71	10.82	45.53	74.30	-28.77	peak	
2		6912.000	35.40	10.69	46.09	74.30	-28.21	peak	
3		7500.000	34.10	11.76	45.86	74.30	-28.44	peak	
4		10360.000	30.43	15.23	45.66	74.30	-28.64	peak	
5	*	15540.000	30.44	18.88	49.32	74.30	-24.98	peak	

Orthogonal Axis:	X
Test Mode:	UNII-1/ TX A Mode 5180MHz_ANT 2

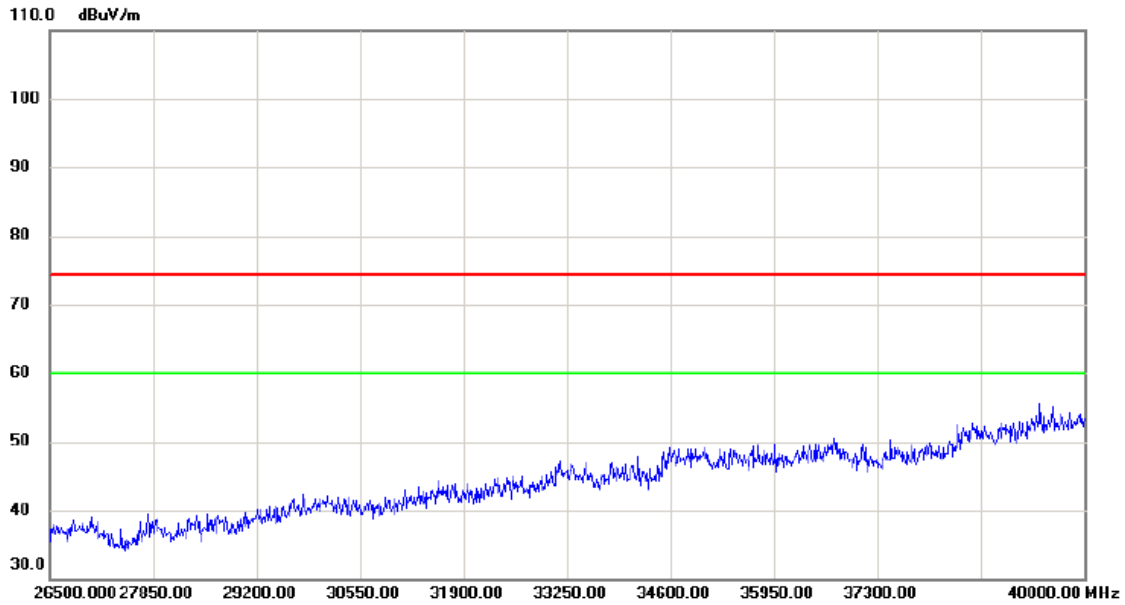
Vertical



No.	Mk.	Freq.	Reading Level	Correct Factor	Measurement	Limit	Margin	Detector	Comment
		MHz	dBuV	dB	dBuV/m	dBuV/m	dB		

Orthogonal Axis:	X
Test Mode:	UNII-1/ TX A Mode 5180MHz_ANT 2

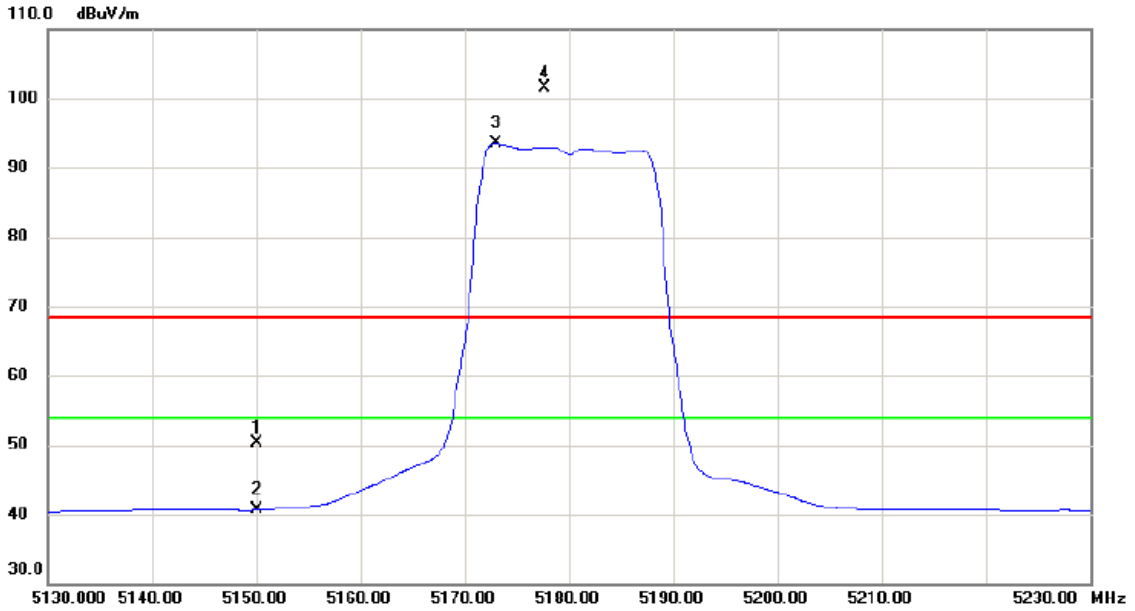
Vertical



No.	Mk.	Freq.	Reading Level	Correct Factor	Measurement	Limit	Margin	Detector	Comment
		MHz	dBuV	dB	dBuV/m	dBuV/m	dB		

Orthogonal Axis:	X
Test Mode:	UNII-1/ TX A Mode 5180MHz_ANT 2

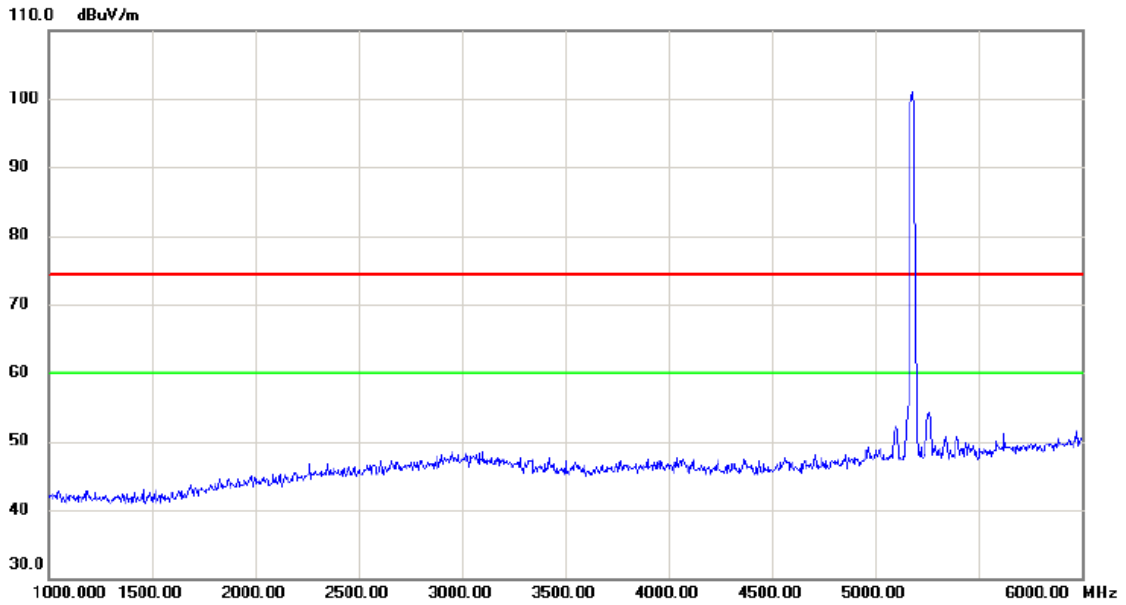
Horizontal



No.	Mk.	Freq. MHz	Reading Level dBuV	Correct Factor dB	Measure- ment dBuV/m	Limit dBuV/m	Margin dB	Detector	Comment
1		5150.000	9.57	40.63	50.20	68.30	-18.10	peak	
2		5150.000	0.01	40.63	40.64	54.00	-13.36	AVG	
3	*	5173.000	52.77	40.71	93.48	54.00	39.48	AVG	No Limit
4	X	5177.600	60.88	40.72	101.60	68.30	33.30	peak	No Limit

Orthogonal Axis:	X
Test Mode:	UNII-1/ TX A Mode 5180MHz_ANT 2

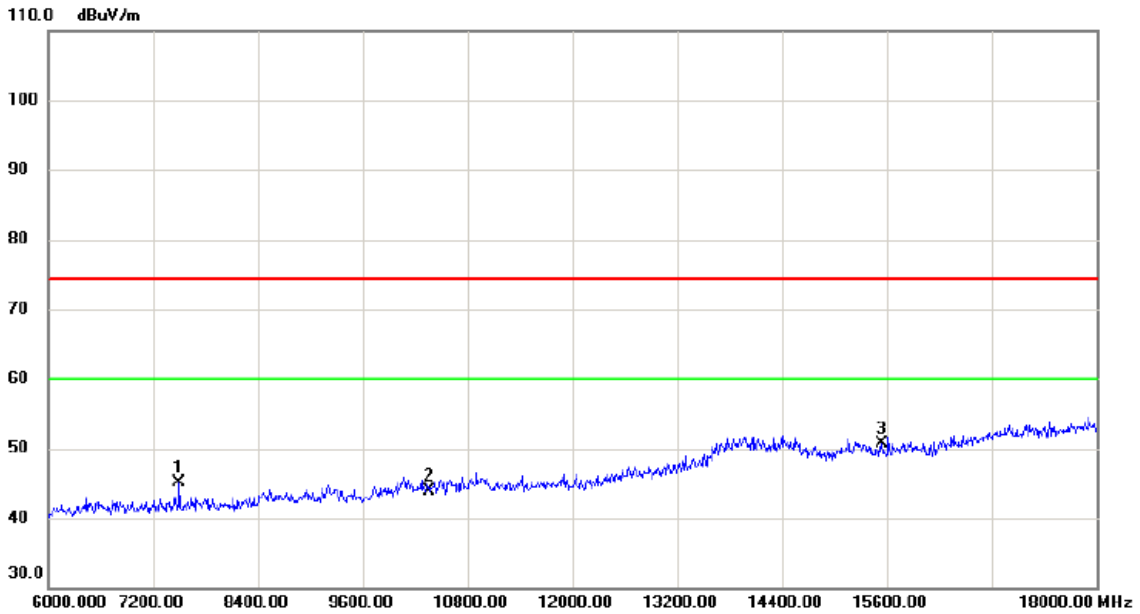
Horizontal



No.	Mk.	Freq.	Reading Level	Correct Factor	Measurement	Limit	Margin	Detector	Comment
		MHz	dBuV	dB	dBuV/m	dBuV/m	dB		
		5180.000	100.0	0.0	100.0	74.0	26.0		

Orthogonal Axis:	X
Test Mode:	UNII-1/ TX A Mode 5180MHz_ANT 2

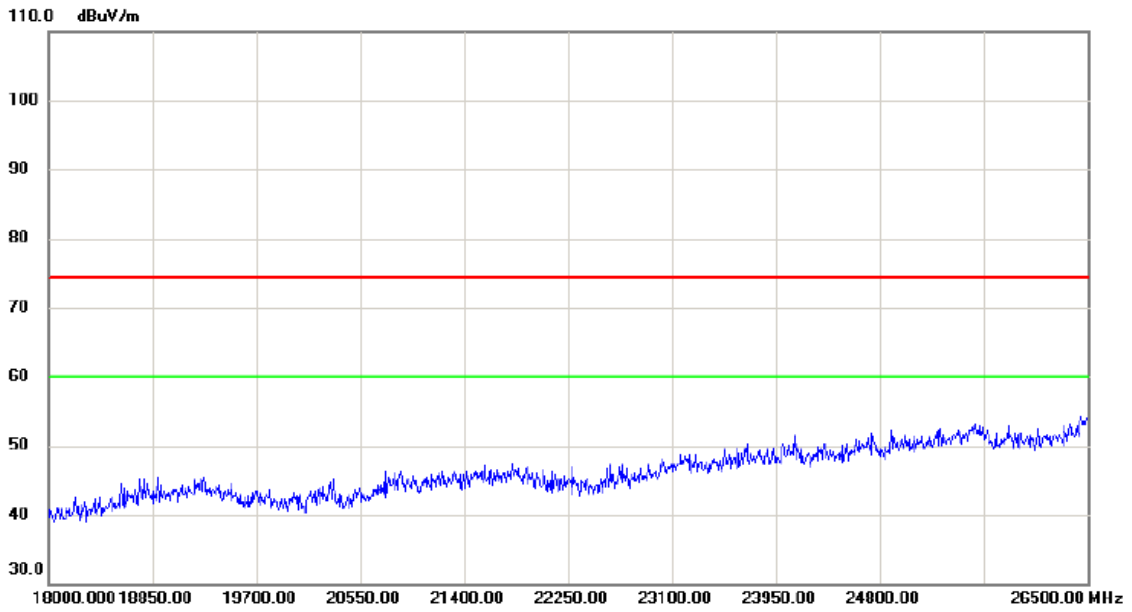
Horizontal



No. Mk.	Freq. MHz	Reading Level dBuV	Correct Factor dB	Measure- ment dBuV/m	Limit dBuV/m	Margin dB	Detector	Comment
1	7500.000	33.39	11.76	45.15	74.30	-29.15	peak	
2	10360.000	28.75	15.23	43.98	74.30	-30.32	peak	
3 *	15540.000	31.90	18.88	50.78	74.30	-23.52	peak	

Orthogonal Axis:	X
Test Mode:	UNII-1/ TX A Mode 5180MHz_ANT 2

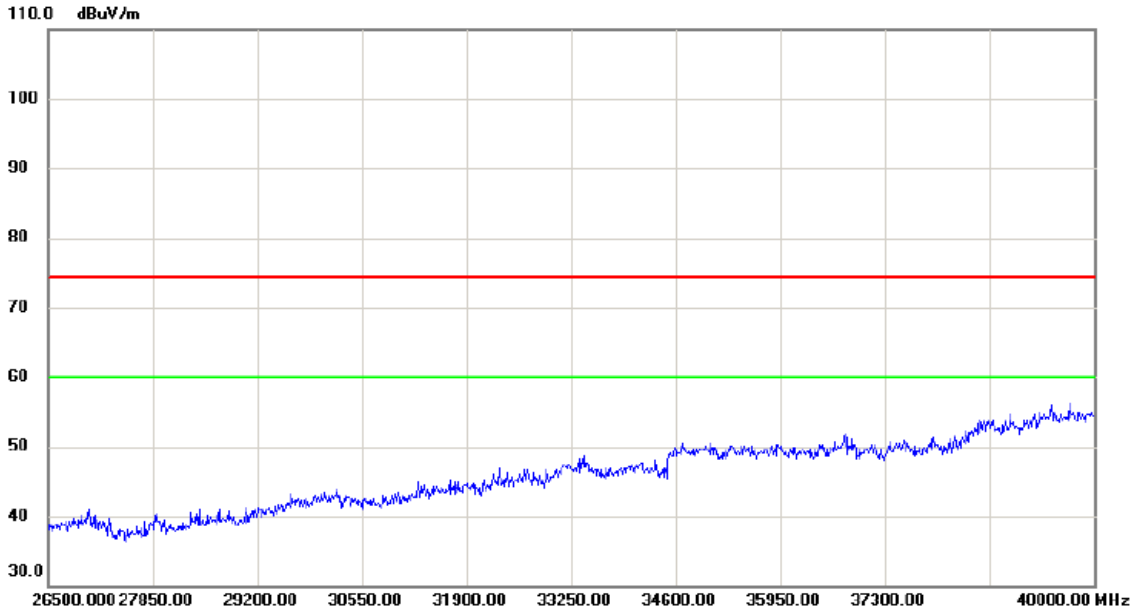
Horizontal



No.	Mk.	Freq.	Reading Level	Correct Factor	Measurement	Limit	Margin	Detector	Comment
		MHz	dBuV	dB	dBuV/m	dBuV/m	dB		

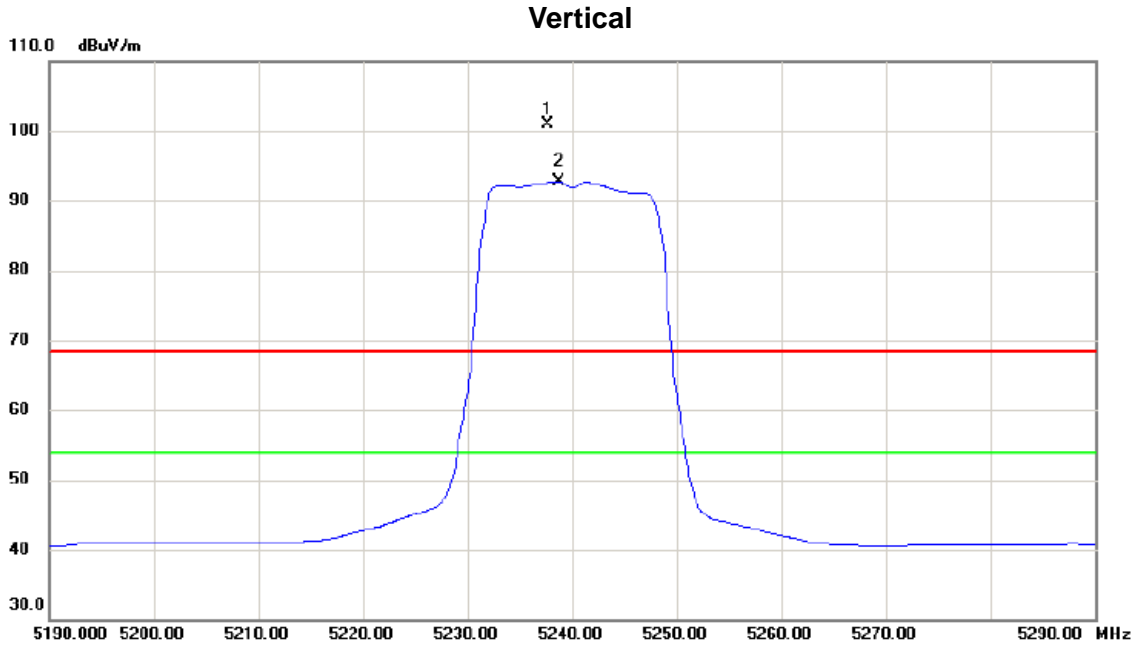
Orthogonal Axis:	X
Test Mode:	UNII-1/ TX A Mode 5180MHz_ANT 2

Horizontal



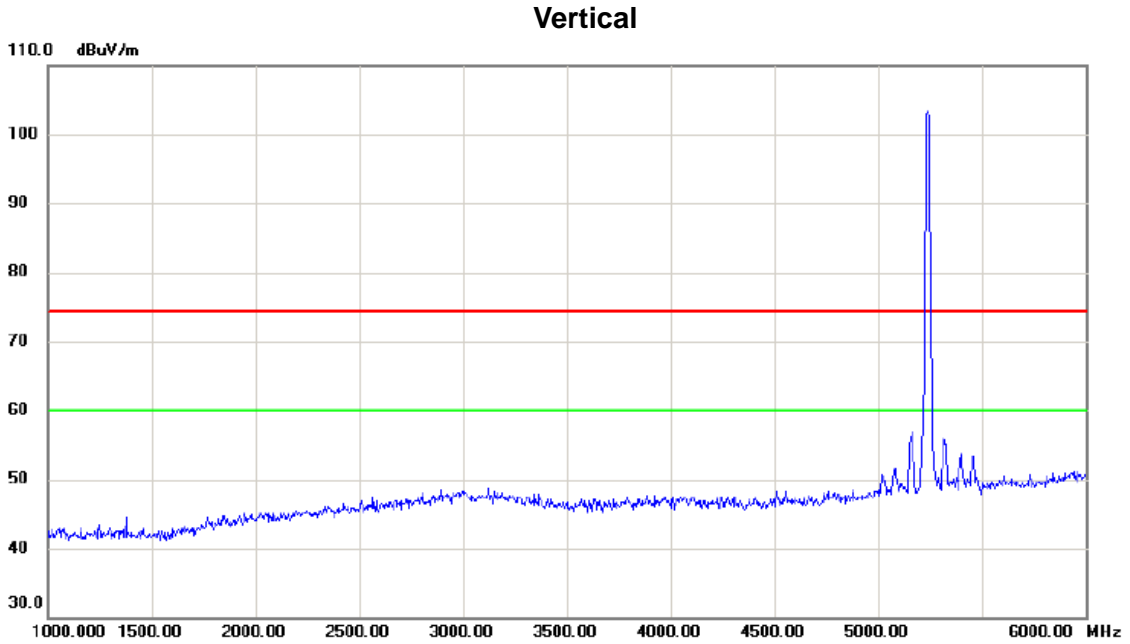
No.	Mk.	Freq.	Reading Level	Correct Factor	Measurement	Limit	Margin	Detector	Comment
		MHz	dBuV	dB	dBuV/m	dBuV/m	dB		

Orthogonal Axis:	X
Test Mode:	UNII-1/ TX A Mode 5240MHz_ANT 2



No.	Mk.	Freq. MHz	Reading Level dBuV	Correct Factor dB	Measure- ment dBuV/m	Limit dBuV/m	Margin dB	Detector	Comment
1	X	5237.700	60.09	40.91	101.00	68.30	32.70	peak	No Limit
2	*	5238.700	51.86	40.91	92.77	54.00	38.77	AVG	No Limit

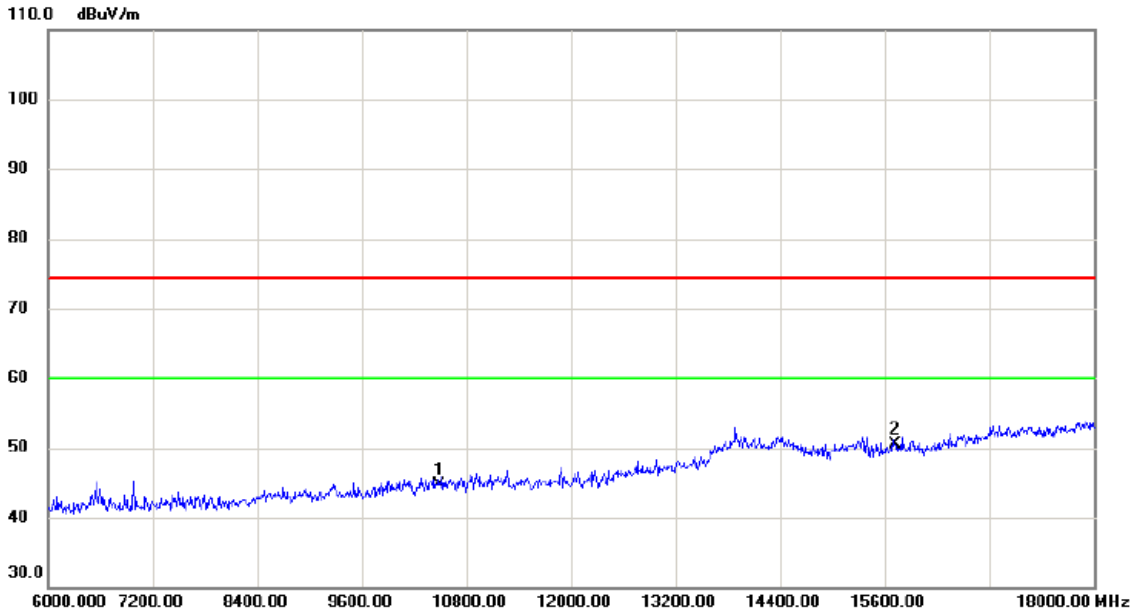
Orthogonal Axis:	X
Test Mode:	UNII-1/ TX A Mode 5240MHz_ANT 2



No.	Mk.	Freq.	Reading Level	Correct Factor	Measurement	Limit	Margin	Detector	Comment
		MHz	dBuV	dB	dBuV/m	dBuV/m	dB		

Orthogonal Axis:	X
Test Mode:	UNII-1/ TX A Mode 5240MHz_ANT 2

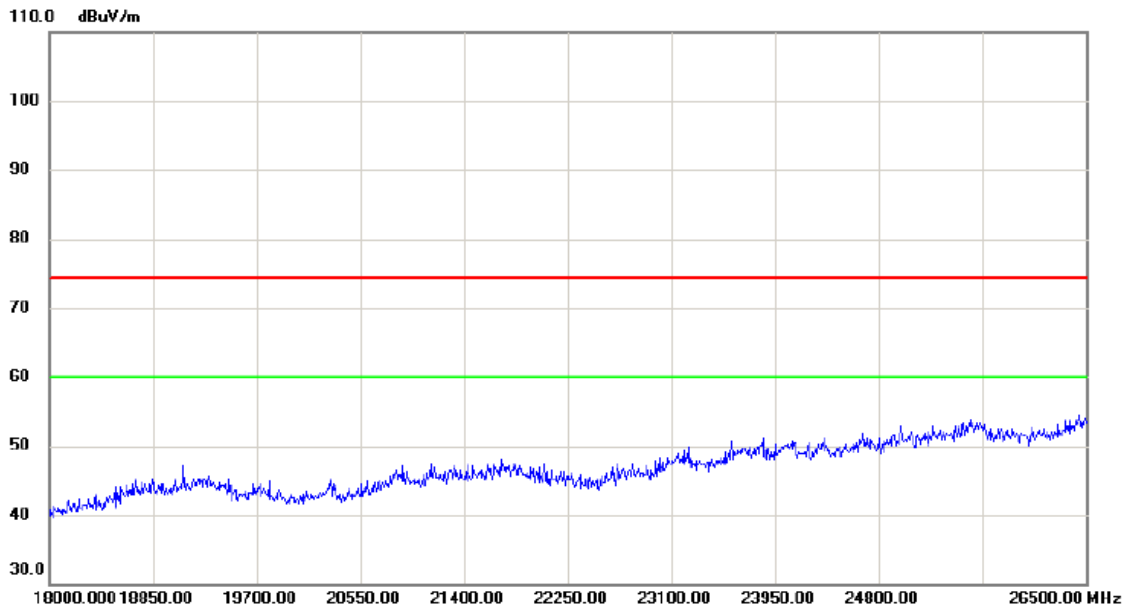
Vertical



No.	Mk.	Freq. MHz	Reading Level dBuV	Correct Factor dB	Measure- ment dBuV/m	Limit dBuV/m	Margin dB	Detector	Comment
1		10480.000	29.14	15.54	44.68	74.30	-29.62	peak	
2	*	15720.000	31.65	18.87	50.52	74.30	-23.78	peak	

Orthogonal Axis:	X
Test Mode:	UNII-1/ TX A Mode 5240MHz_ANT 2

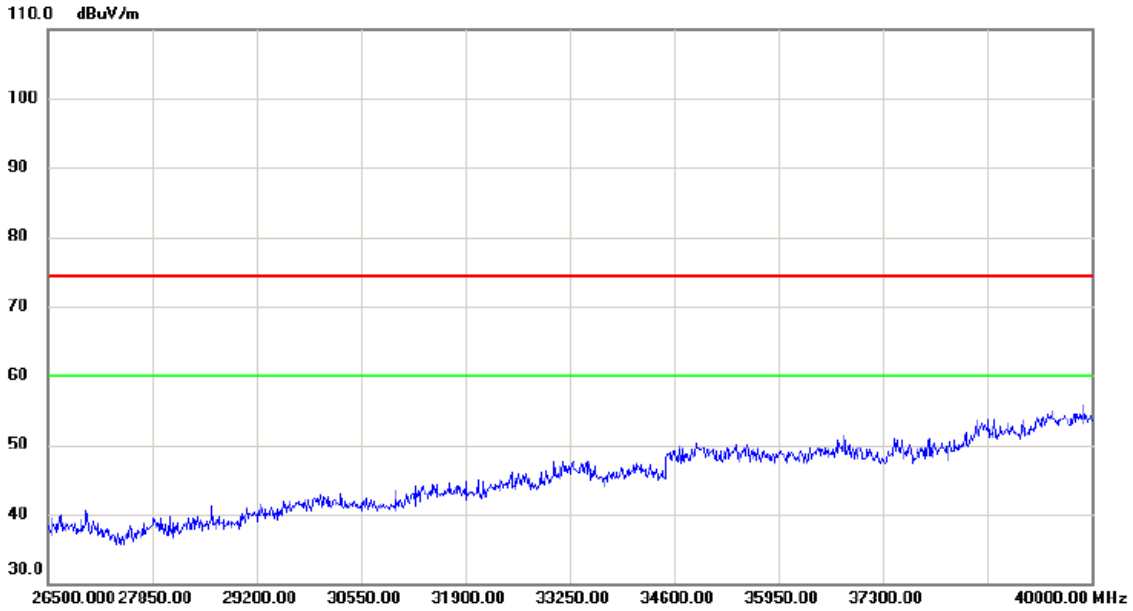
Vertical



No.	Mk.	Freq.	Reading Level	Correct Factor	Measurement	Limit	Margin	Detector	Comment
		MHz	dBuV	dB	dBuV/m	dBuV/m	dB		

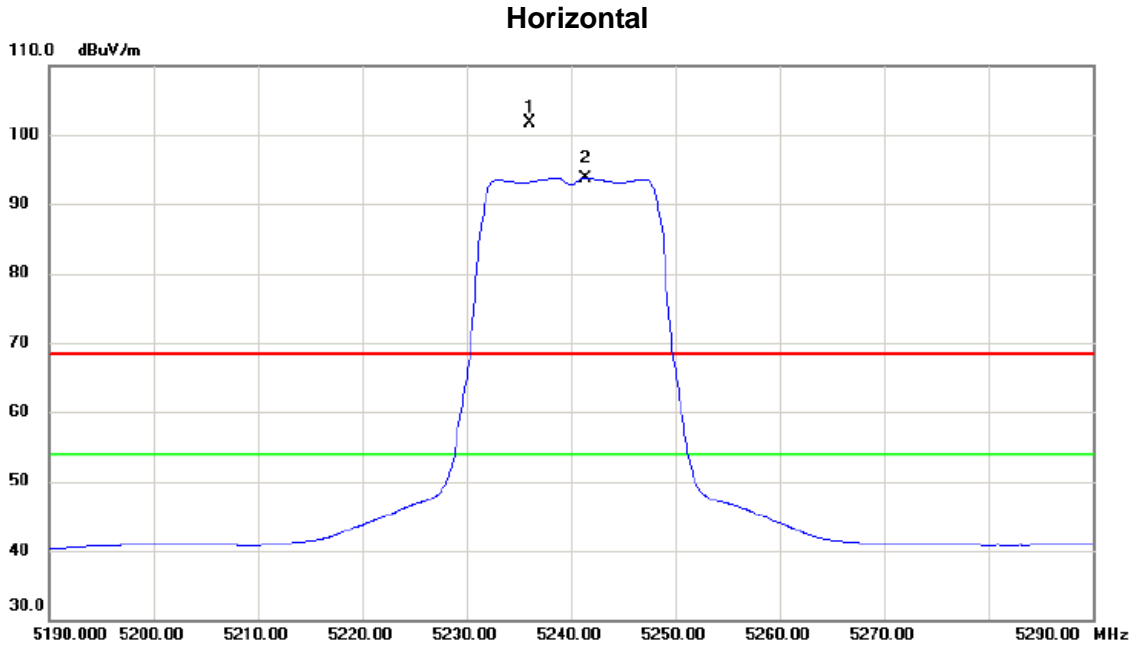
Orthogonal Axis:	X
Test Mode:	UNII-1/ TX A Mode 5240MHz_ANT 2

Vertical



No.	Mk.	Freq.	Reading Level	Correct Factor	Measurement	Limit	Margin	Detector	Comment
		MHz	dBuV	dB	dBuV/m	dBuV/m	dB		

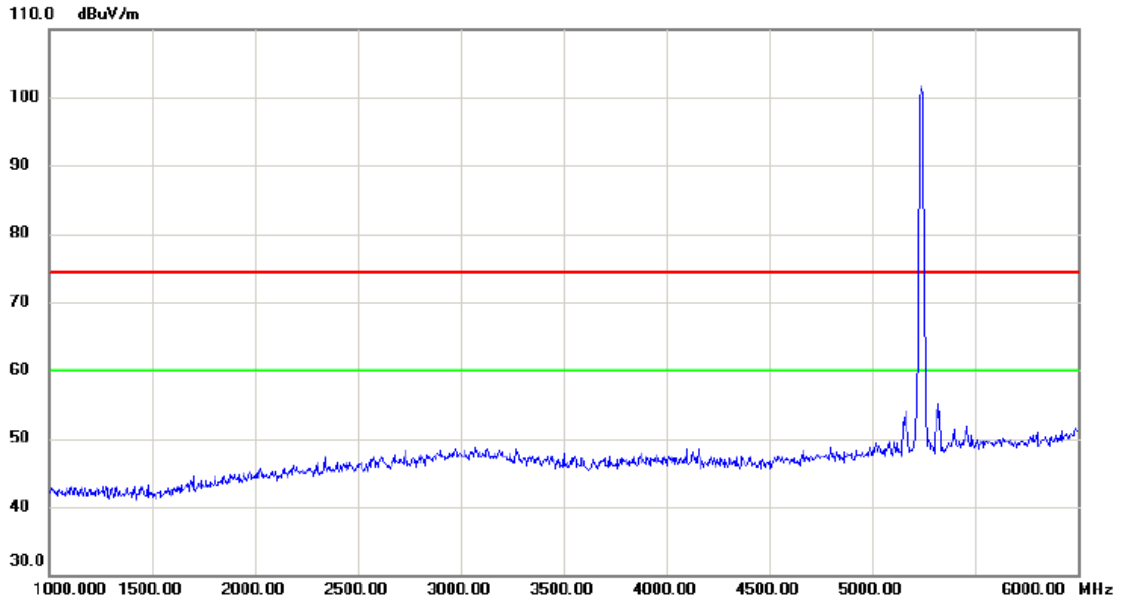
Orthogonal Axis:	X
Test Mode:	UNII-1/ TX A Mode 5240MHz_ANT 2



No.	Mk.	Freq.	Reading Level	Correct Factor	Measurement	Limit	Margin	Detector	Comment
		MHz	dBuV	dB	dBuV/m	dBuV/m	dB		
1	X	5236.100	60.84	40.91	101.75	68.30	33.45	peak	No Limit
2	*	5241.400	52.82	40.93	93.75	54.00	39.75	AVG	No Limit

Orthogonal Axis:	X
Test Mode:	UNII-1/ TX A Mode 5240MHz_ANT 2

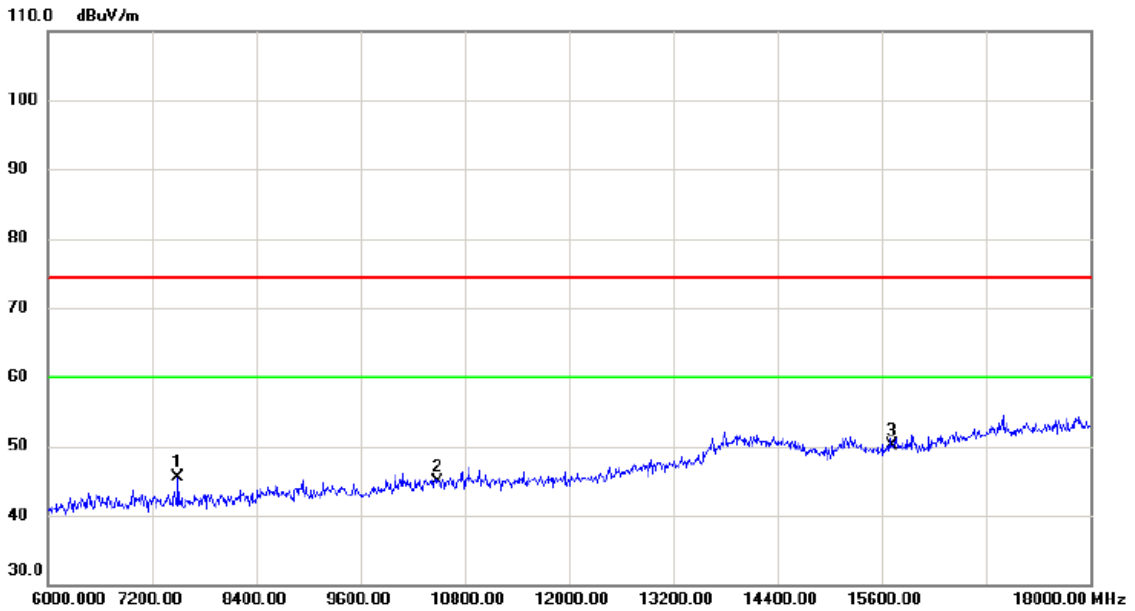
Horizontal



No.	Mk.	Freq.	Reading Level	Correct Factor	Measurement	Limit	Margin	Detector	Comment
		MHz	dBuV	dB	dBuV/m	dBuV/m	dB		
		5240	100		100	74	26		

Orthogonal Axis:	X
Test Mode:	UNII-1/ TX A Mode 5240MHz_ANT 2

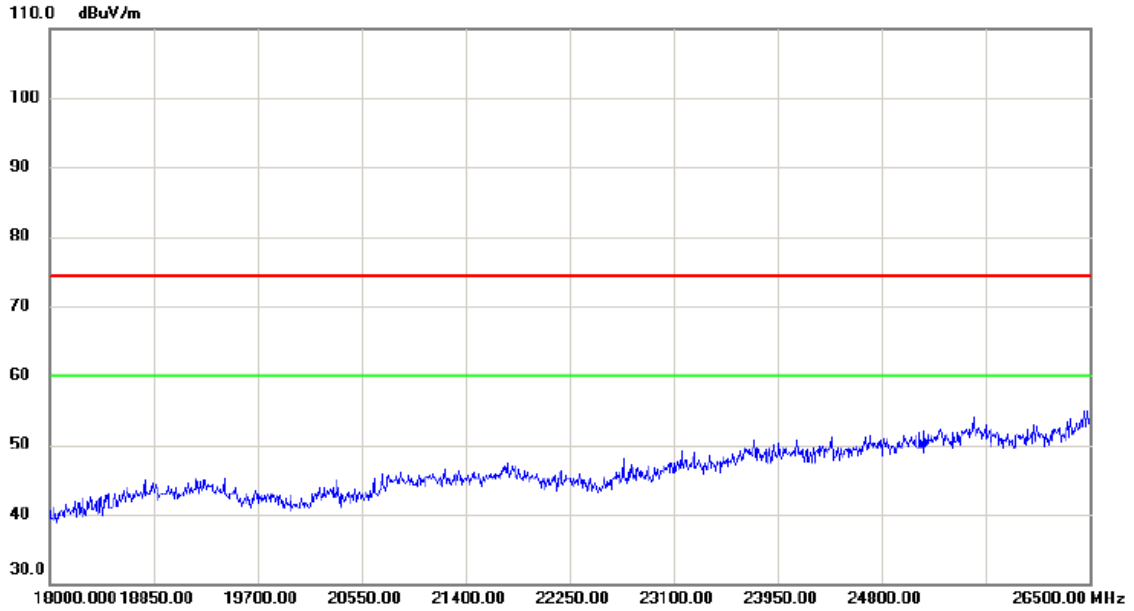
Horizontal



No.	Mk.	Freq. MHz	Reading Level dBuV	Correct Factor dB	Measure- ment dBuV/m	Limit dBuV/m	Margin dB	Detector	Comment
1		7500.000	33.69	11.76	45.45	74.30	-28.85	peak	
2		10480.000	29.34	15.54	44.88	74.30	-29.42	peak	
3	*	15720.000	31.26	18.87	50.13	74.30	-24.17	peak	

Orthogonal Axis:	X
Test Mode:	UNII-1/ TX A Mode 5240MHz_ANT 2

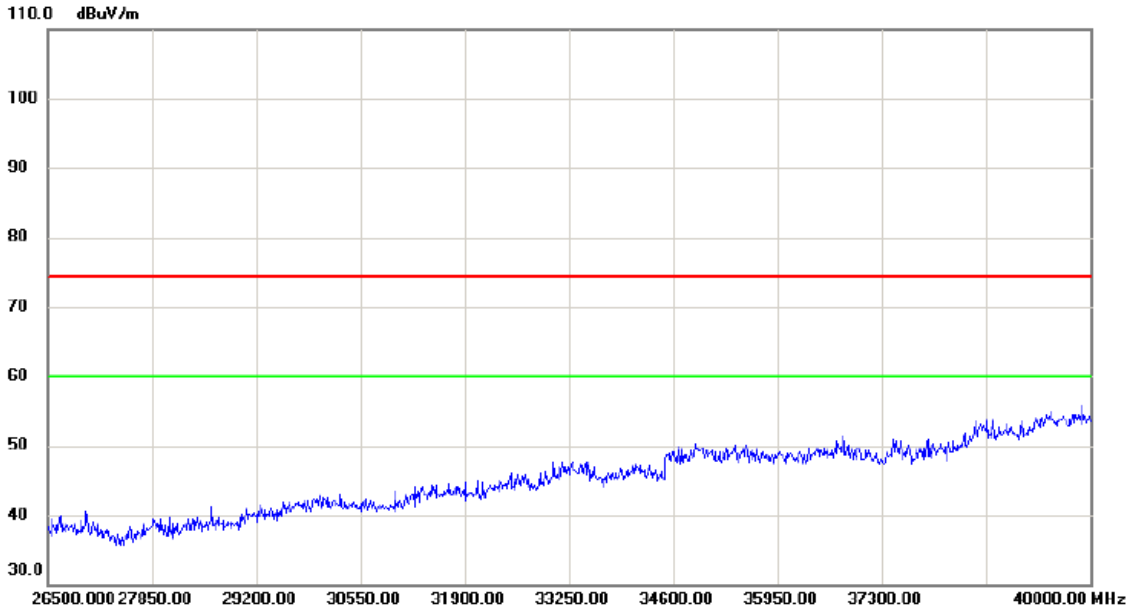
Horizontal



No.	Mk.	Freq.	Reading Level	Correct Factor	Measurement	Limit	Margin	Detector	Comment
		MHz	dBuV	dB	dBuV/m	dBuV/m	dB		

Orthogonal Axis:	X
Test Mode:	UNII-1/ TX A Mode 5240MHz_ANT 2

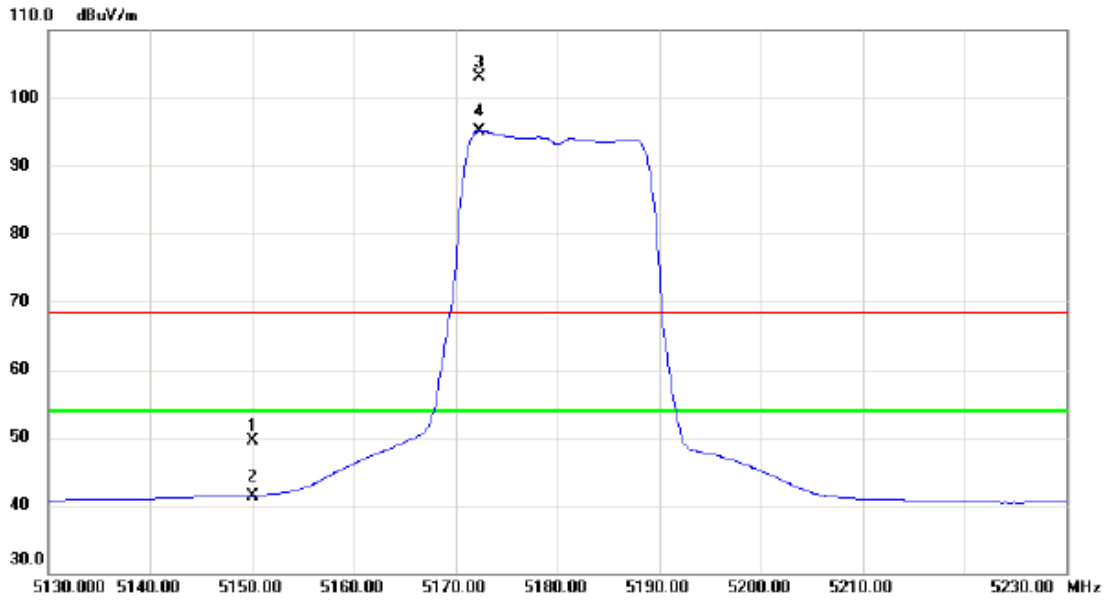
Horizontal



No. Mk.	Freq.	Reading Level	Correct Factor	Measurement	Limit	Margin	Detector	Comment
	MHz	dBuV	dB	dBuV/m	dBuV/m	dB		

Orthogonal Axis:	X
Test Mode:	UNII-1/ TX N20 Mode 5180MHz_ANT 2

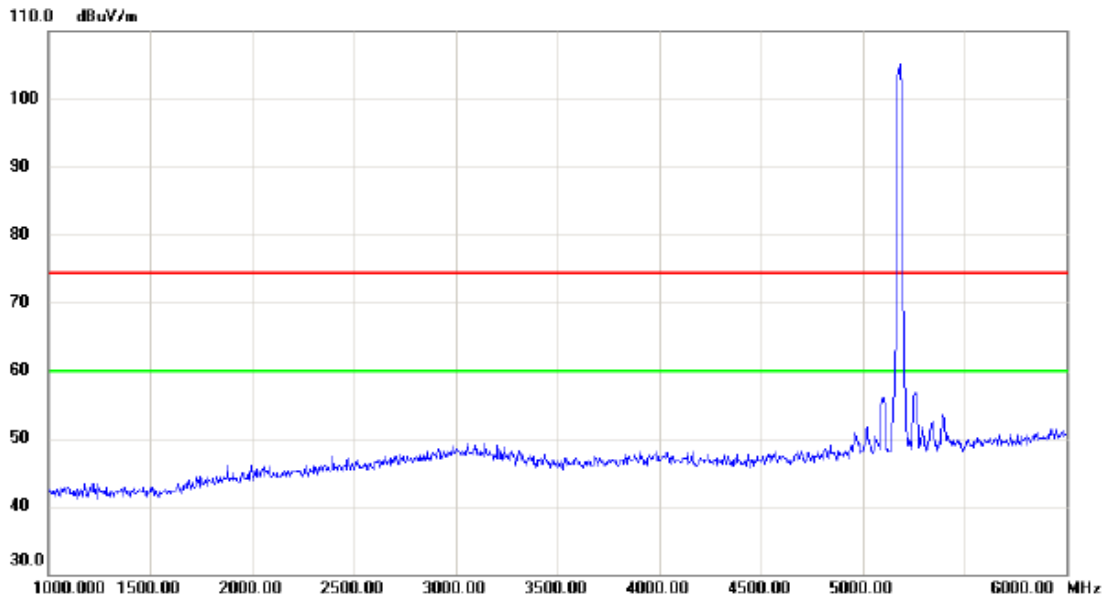
Vertical



No.	Mk.	Freq. MHz	Reading Level dBuV	Correct Factor dB	Measure- ment dBuV/m	Limit dBuV/m	Margin dB	Detector	Comment
1		5150.000	8.94	40.63	49.57	68.30	-18.73	peak	
2		5150.000	0.75	40.63	41.38	54.00	-12.62	AVG	
3	X	5172.300	62.43	40.70	103.13	68.30	34.83	peak	No Limit
4	*	5172.400	54.42	40.70	95.12	54.00	41.12	AVG	No Limit

Orthogonal Axis:	X
Test Mode:	UNII-1/ TX N20 Mode 5180MHz_ANT 2

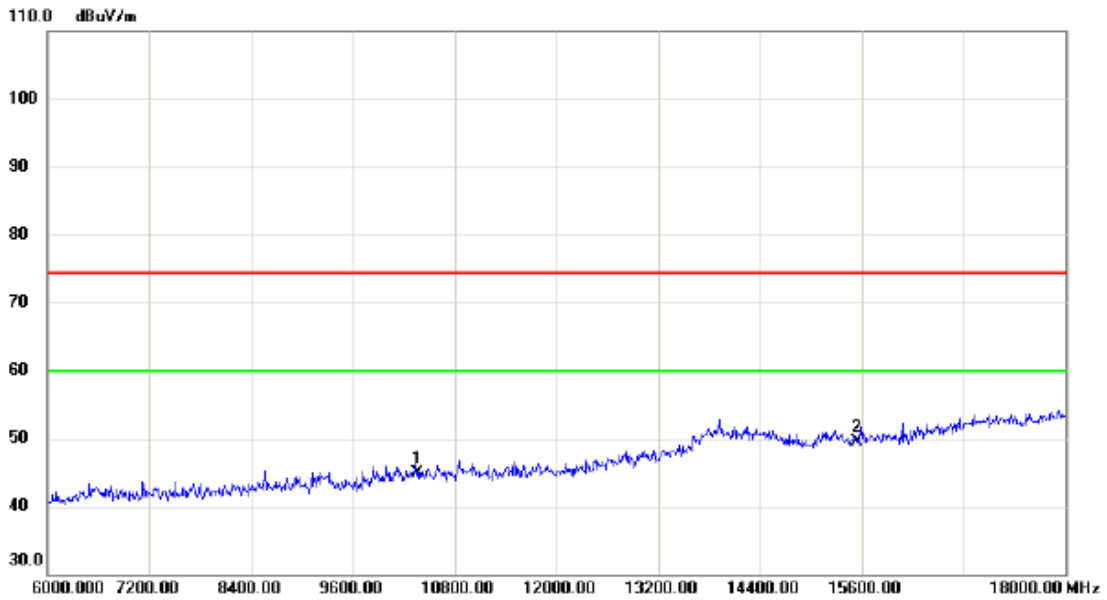
Vertical



No.	Mk.	Freq.	Reading Level	Correct Factor	Measurement	Limit	Margin	Detector	Comment
		MHz	dBuV	dB	dBuV/m	dBuV/m	dB		
		5180.00	105.0	0.0	105.0	60.0	45.0		

Orthogonal Axis:	X
Test Mode:	UNII-1/ TX N20 Mode 5180MHz_ANT 2

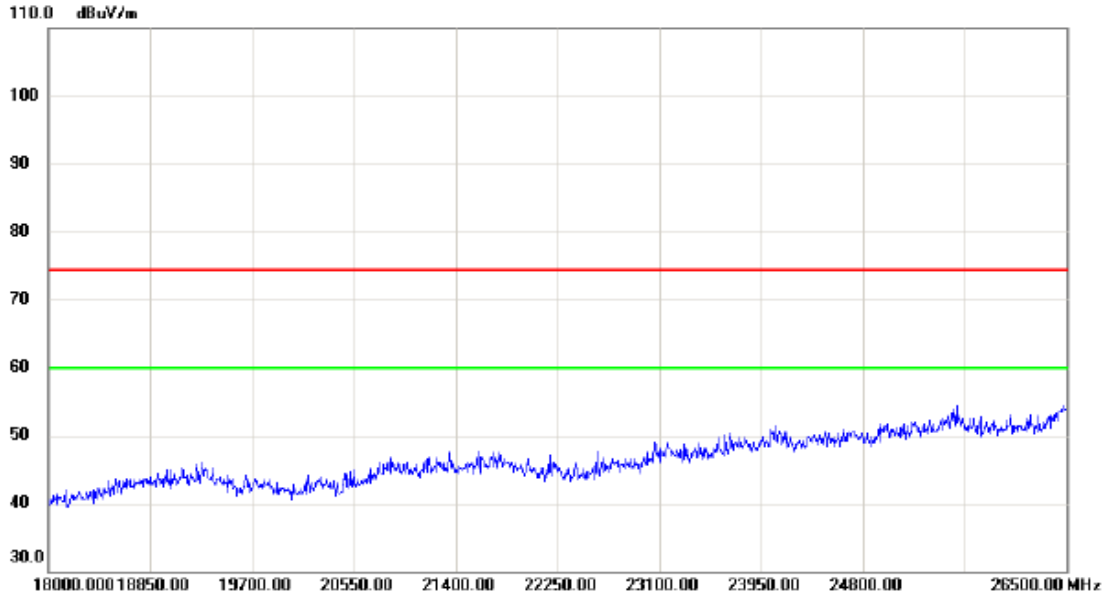
Vertical



No.	Mk.	Freq. MHz	Reading Level dBuV	Correct Factor dB	Measure- ment dBuV/m	Limit dBuV/m	Margin dB	Detector	Comment
1		10360.000	29.61	15.23	44.84	74.30	-29.46	peak	
2	*	15540.000	30.57	18.88	49.45	74.30	-24.85	peak	

Orthogonal Axis:	X
Test Mode:	UNII-1/ TX N20 Mode 5180MHz_ANT 2

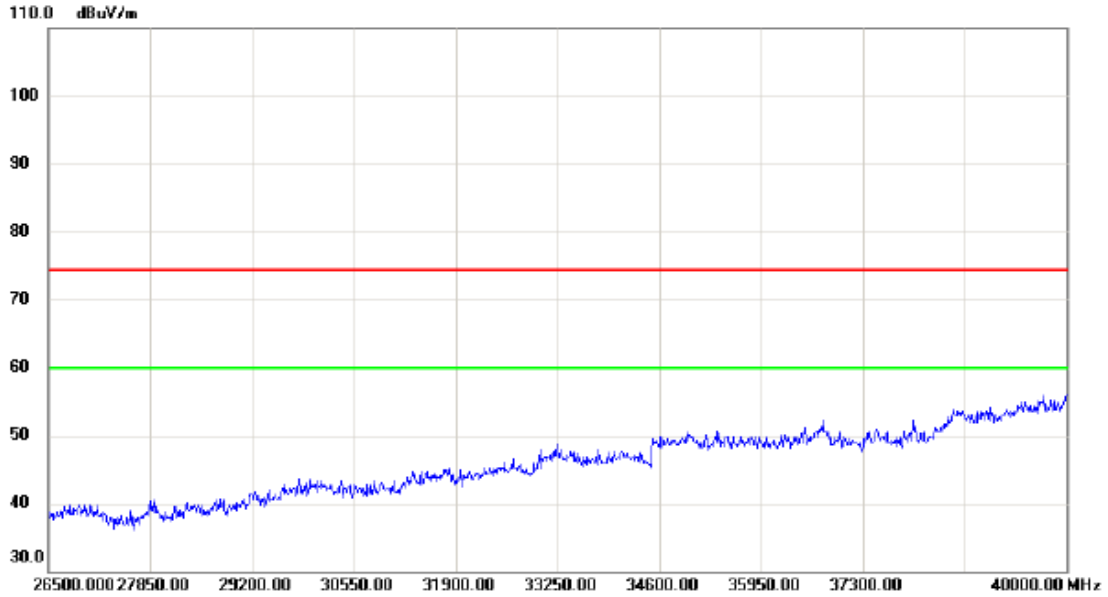
Vertical



No.	Mk.	Freq.	Reading Level	Correct Factor	Measurement	Limit	Margin	Detector	Comment
		MHz	dBuV	dB	dBuV/m	dBuV/m	dB		

Orthogonal Axis:	X
Test Mode:	UNII-1/ TX N20 Mode 5180MHz_ANT 2

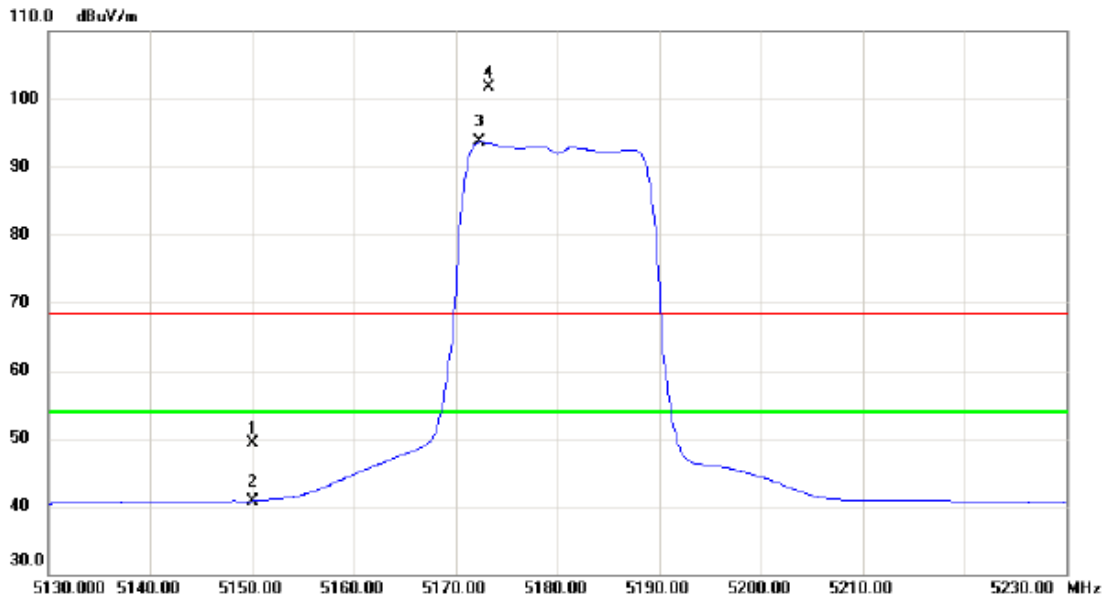
Vertical



No.	Mk.	Freq.	Reading Level	Correct Factor	Measurement	Limit	Margin	Detector	Comment
		MHz	dBuV	dB	dBuV/m	dBuV/m	dB		
		26500.000	38		38				
		27850.00	38		38				
		29200.00	40		40				
		30550.00	42		42				
		31900.00	44		44				
		33250.00	46		46				
		34600.00	48		48				
		35950.00	50		50				
		37300.00	52		52				
		40000.00	55		55				

Orthogonal Axis:	X
Test Mode:	UNII-1/ TX N20 Mode 5180MHz_ANT 2

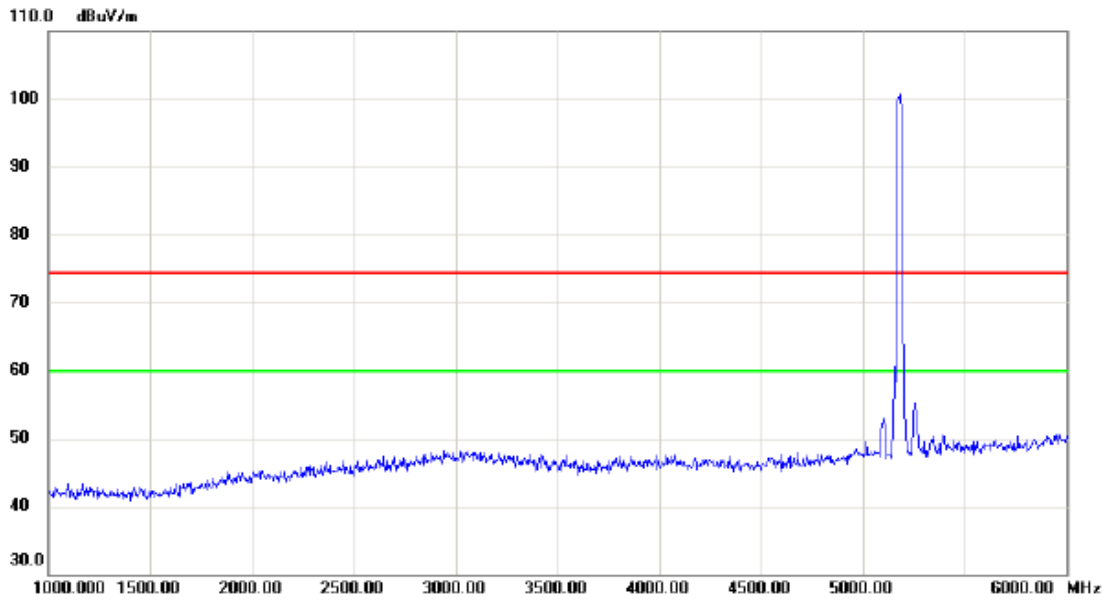
Horizontal



No.	Mk.	Freq. MHz	Reading Level dBuV	Correct Factor dB	Measure- ment dBuV/m	Limit dBuV/m	Margin dB	Detector	Comment
1		5150.000	8.76	40.63	49.39	68.30	-18.91	peak	
2		5150.000	0.17	40.63	40.80	54.00	-13.20	AVG	
3	*	5172.400	52.93	40.70	93.63	54.00	39.63	AVG	No Limit
4	X	5173.300	61.05	40.71	101.76	68.30	33.46	peak	No Limit

Orthogonal Axis:	X
Test Mode:	UNII-1/ TX N20 Mode 5180MHz_ANT 2

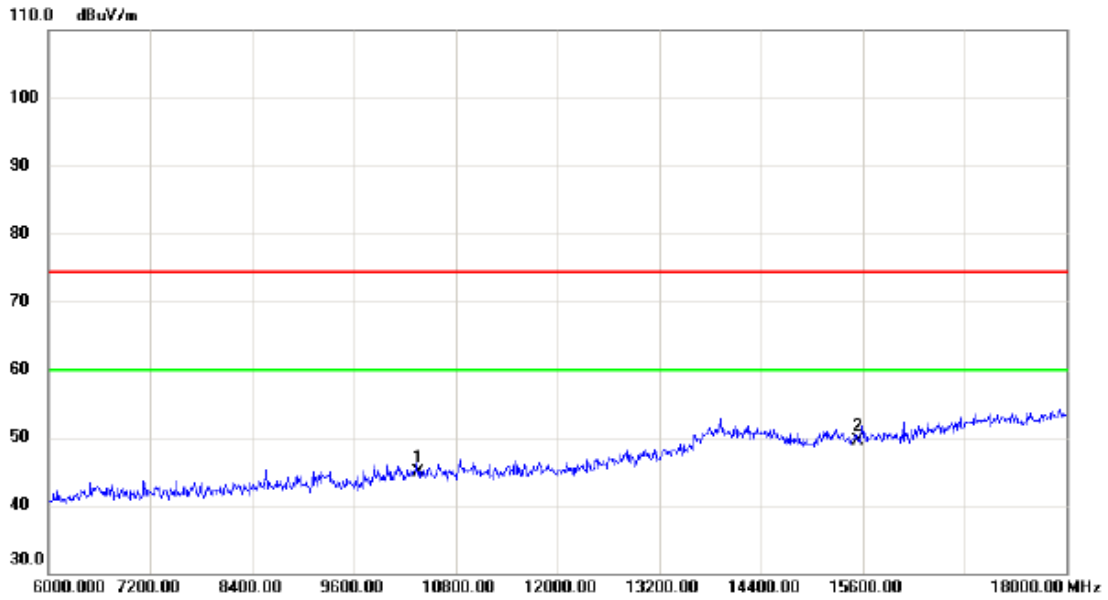
Horizontal



No.	Mk.	Freq.	Reading Level	Correct Factor	Measurement	Limit	Margin	Detector	Comment
		MHz	dBuV	dB	dBuV/m	dBuV/m	dB		

Orthogonal Axis:	X
Test Mode:	UNII-1/ TX N20 Mode 5180MHz_ANT 2

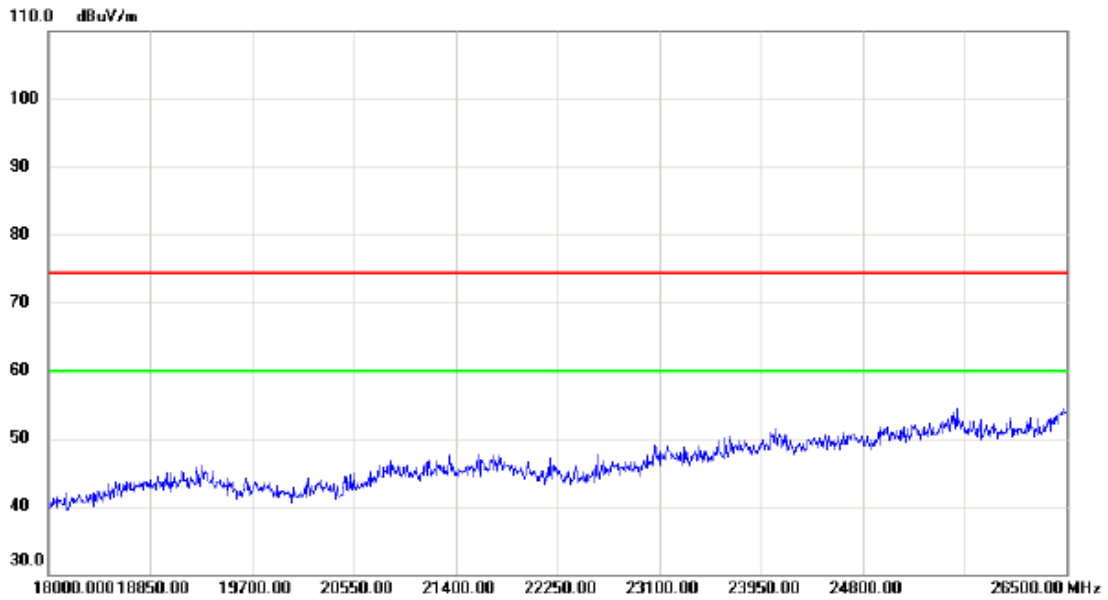
Horizontal



No.	Mk.	Freq. MHz	Reading Level dBuV	Correct Factor dB	Measure- ment dBuV/m	Limit dBuV/m	Margin dB	Detector	Comment
1		10360.000	29.61	15.23	44.84	74.30	-29.46	peak	
2	*	15540.000	30.57	18.88	49.45	74.30	-24.85	peak	

Orthogonal Axis:	X
Test Mode:	UNII-1/ TX N20 Mode 5180MHz_ANT 2

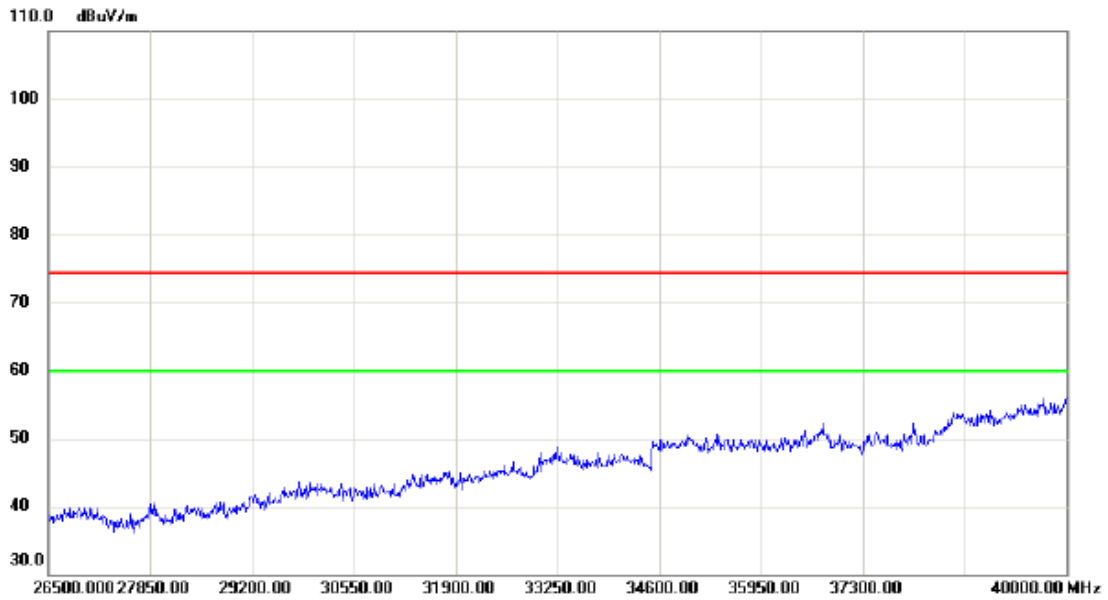
Horizontal



No.	Mk.	Freq.	Reading Level	Correct Factor	Measurement	Limit	Margin	Detector	Comment
		MHz	dBuV	dB	dBuV/m	dBuV/m	dB		

Orthogonal Axis:	X
Test Mode:	UNII-1/ TX N20 Mode 5180MHz_ANT 2

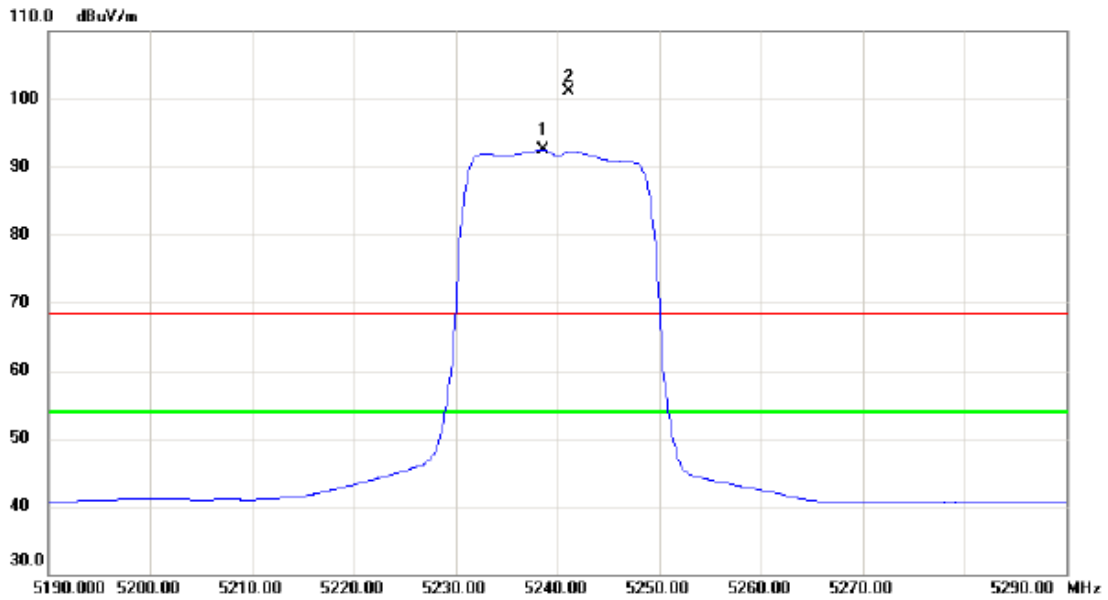
Horizontal



No.	Mk.	Freq.	Reading Level	Correct Factor	Measurement	Limit	Margin	Detector	Comment
		MHz	dBuV	dB	dBuV/m	dBuV/m	dB		
		26500.000	38		38				
		27850.00	38		38				
		29200.00	40		40				
		30550.00	42		42				
		31900.00	44		44				
		33250.00	46		46				
		34600.00	48		48				
		35950.00	50		50				
		37300.00	52		52				
		40000.00	55		55				

Orthogonal Axis:	X
Test Mode:	UNII-1/ TX N20 Mode 5240MHz_ANT 2

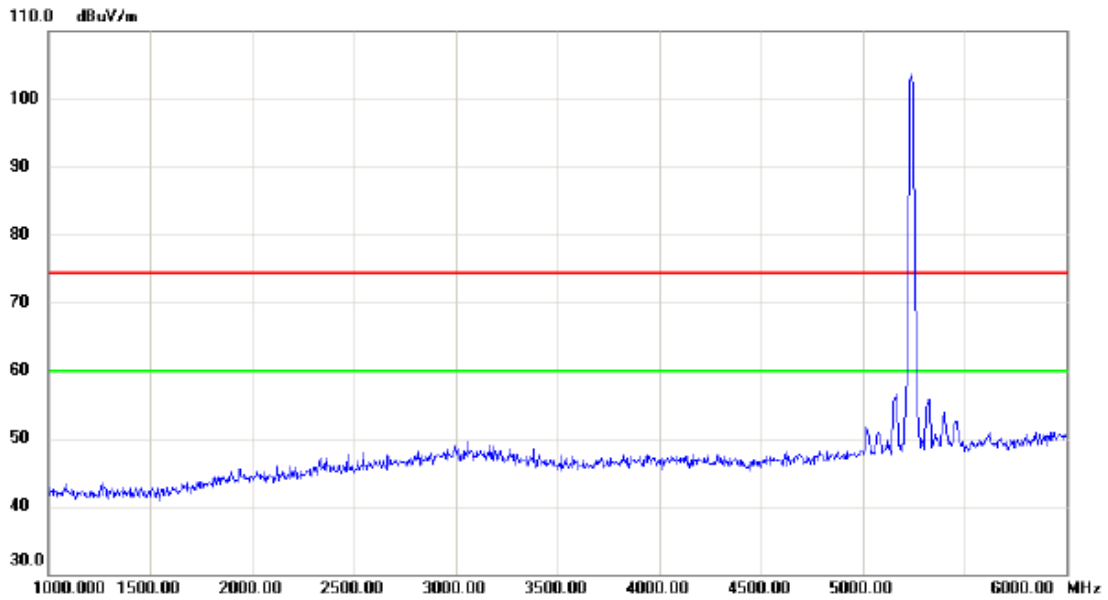
Vertical



No.	Mk.	Freq. MHz	Reading Level dBuV	Correct Factor dB	Measure- ment dBuV/m	Limit dBuV/m	Margin dB	Detector	Comment
1	*	5238.600	51.61	40.91	92.52	54.00	38.52	AVG	No Limit
2	X	5241.100	60.12	40.93	101.05	68.30	32.75	peak	No Limit

Orthogonal Axis:	X
Test Mode:	UNII-1/ TX N20 Mode 5240MHz_ANT 2

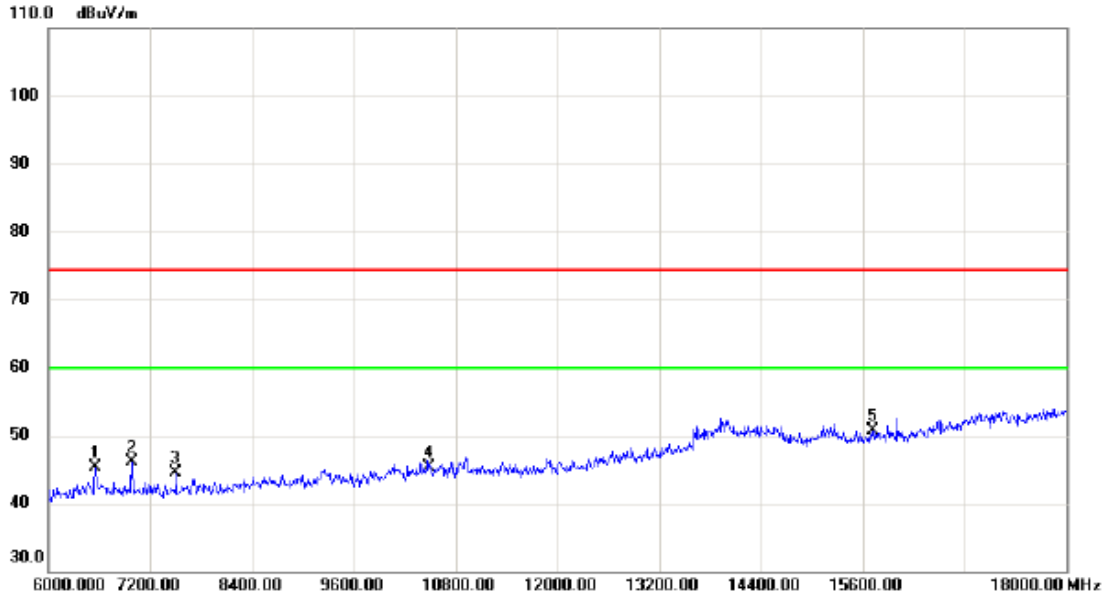
Vertical



No.	Mk.	Freq.	Reading Level	Correct Factor	Measurement	Limit	Margin	Detector	Comment
		MHz	dBuV	dB	dBuV/m	dBuV/m	dB		

Orthogonal Axis:	X
Test Mode:	UNII-1/ TX N20 Mode 5240MHz_ANT 2

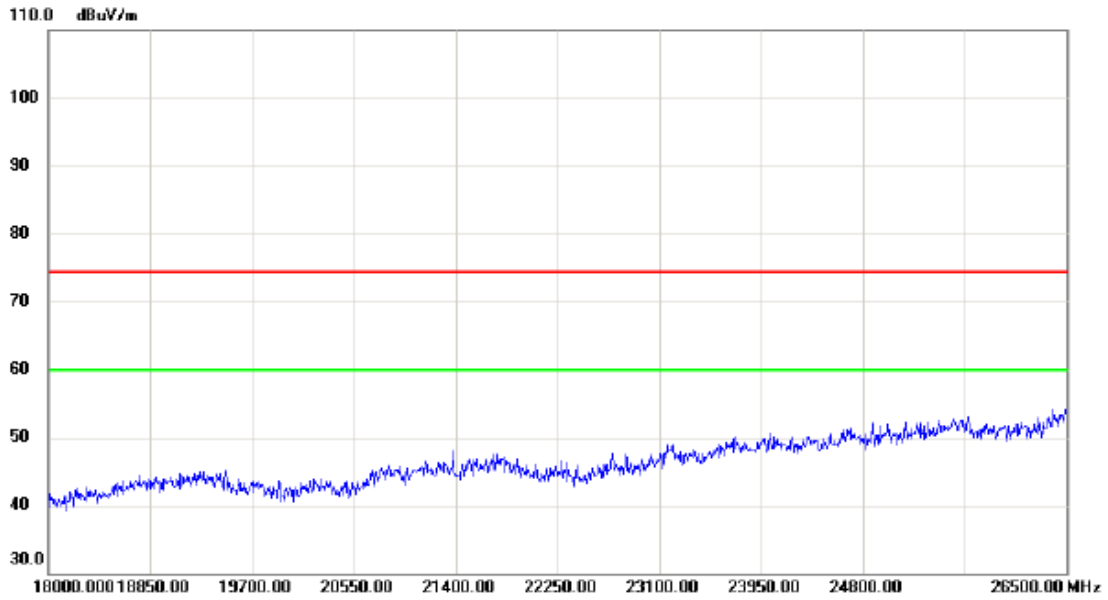
Vertical



No.	Mk.	Freq. MHz	Reading Level dBuV	Correct Factor dB	Measure- ment dBuV/m	Limit dBuV/m	Margin dB	Detector	Comment
1		6552.000	34.49	10.86	45.35	74.30	-28.95	peak	
2		6984.000	35.39	10.65	46.04	74.30	-28.26	peak	
3		7500.000	32.80	11.76	44.56	74.30	-29.74	peak	
4		10480.000	29.66	15.54	45.20	74.30	-29.10	peak	
5	*	15720.000	31.78	18.87	50.65	74.30	-23.65	peak	

Orthogonal Axis:	X
Test Mode:	UNII-1/ TX N20 Mode 5240MHz_ANT 2

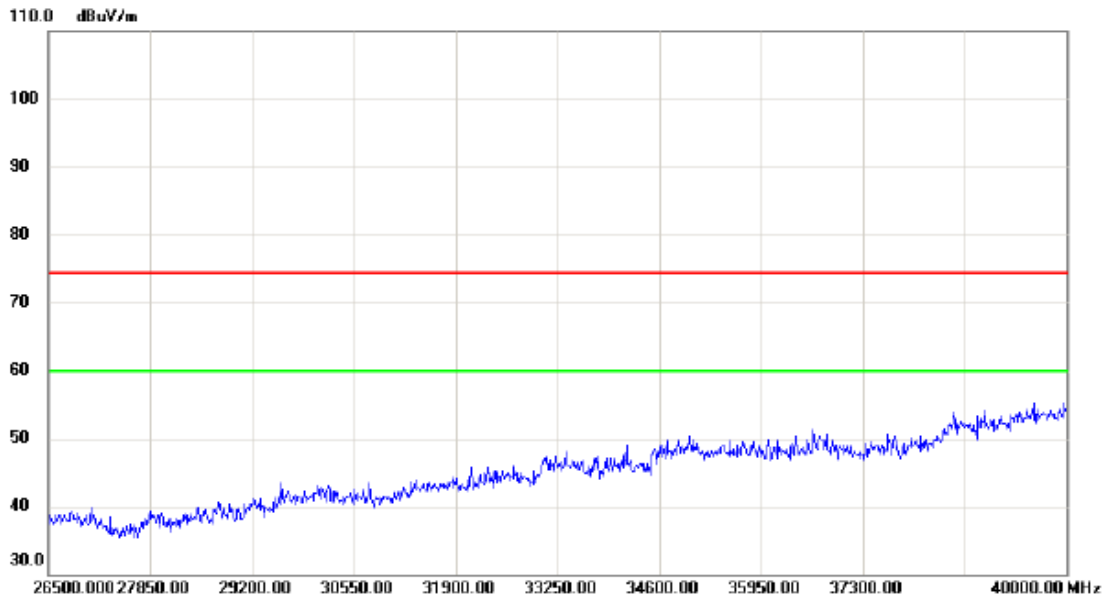
Vertical



No.	Mk.	Freq.	Reading Level	Correct Factor	Measurement	Limit	Margin	Detector	Comment
		MHz	dBuV	dB	dBuV/m	dBuV/m	dB		

Orthogonal Axis:	X
Test Mode:	UNII-1/ TX N20 Mode 5240MHz_ANT 2

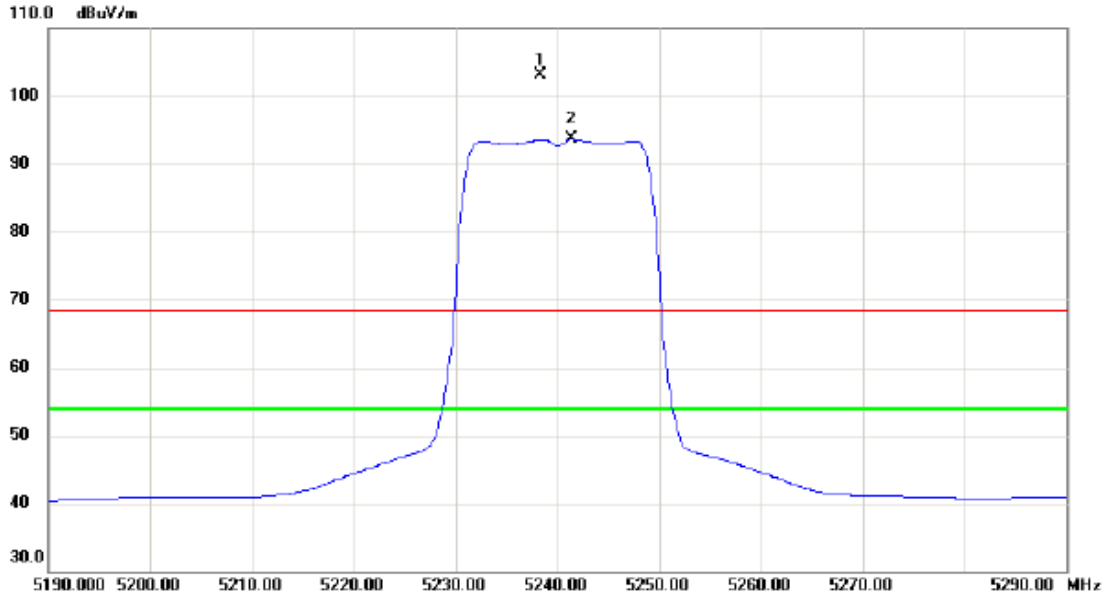
Vertical



No.	Mk.	Freq.	Reading Level	Correct Factor	Measurement	Limit	Margin	Detector	Comment
		MHz	dBuV	dB	dBuV/m	dBuV/m	dB		
		26500.000	38		38	75	37		
		27850.00	38		38	75	37		
		29200.00	40		40	75	35		
		30550.00	41		41	75	34		
		31900.00	42		42	75	33		
		33250.00	45		45	75	30		
		34600.00	48		48	75	27		
		35950.00	48		48	75	27		
		37300.00	48		48	75	27		
		40000.00	55		55	75	20		

Orthogonal Axis:	X
Test Mode:	UNII-1/ TX N20 Mode 5240MHz_ANT 2

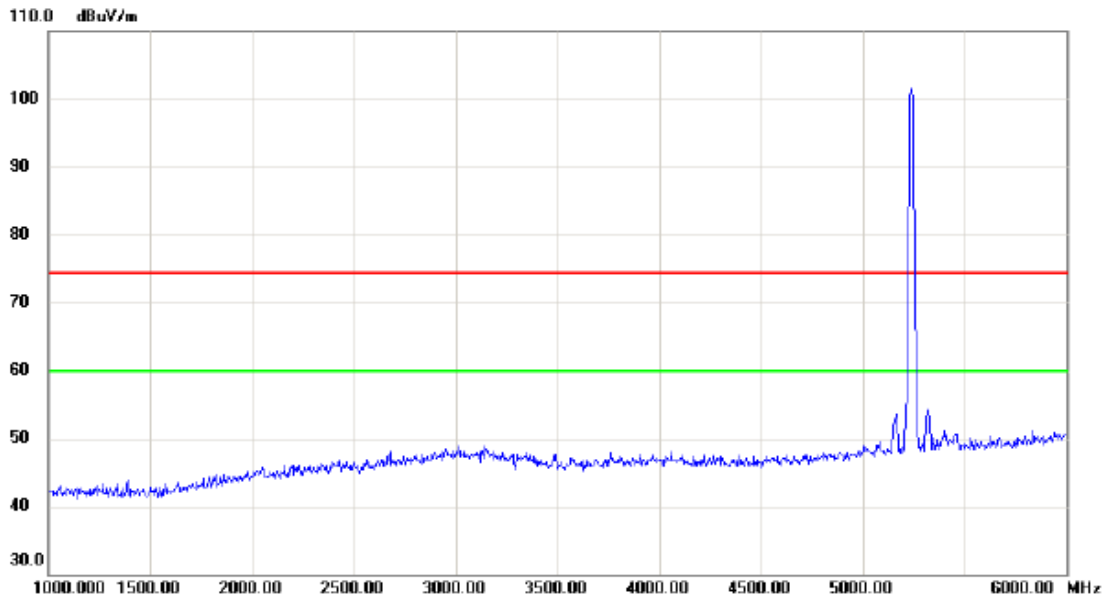
Horizontal



No.	Mk.	Freq. MHz	Reading Level dBuV	Correct Factor dB	Measure- ment dBuV/m	Limit dBuV/m	Margin dB	Detector	Comment
1	X	5238.400	62.16	40.91	103.07	68.30	34.77	peak	No Limit
2	*	5241.400	52.68	40.93	93.61	54.00	39.61	AVG	No Limit

Orthogonal Axis:	X
Test Mode:	UNII-1/ TX N20 Mode 5240MHz_ANT 2

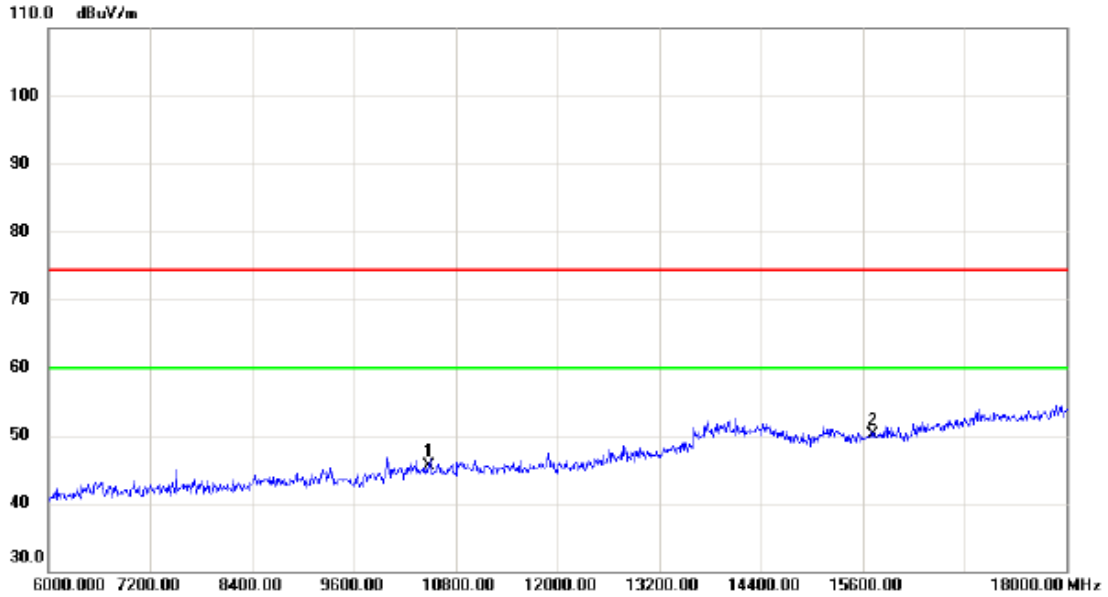
Horizontal



No.	Mk.	Freq.	Reading Level	Correct Factor	Measurement	Limit	Margin	Detector	Comment
		MHz	dBuV	dB	dBuV/m	dBuV/m	dB		
		5240	100		100	74	26		

Orthogonal Axis:	X
Test Mode:	UNII-1/ TX N20 Mode 5240MHz_ANT 2

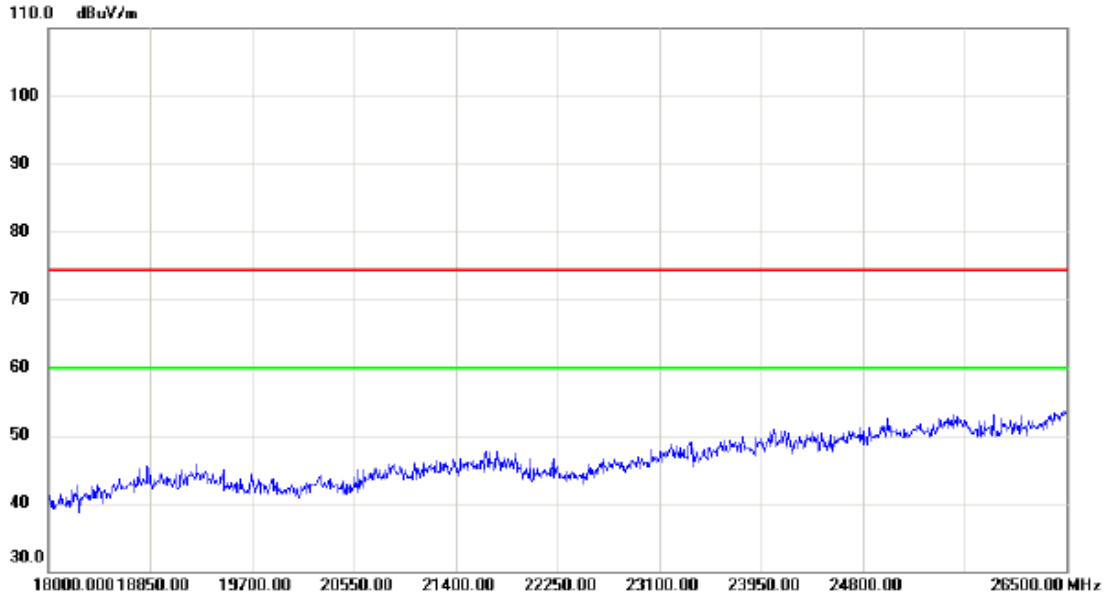
Horizontal



No.	Mk.	Freq. MHz	Reading Level dBuV	Correct Factor dB	Measure- ment dBuV/m	Limit dBuV/m	Margin dB	Detector	Comment
1		10480.000	29.89	15.54	45.43	74.30	-28.87	peak	
2	*	15720.000	31.25	18.87	50.12	74.30	-24.18	peak	

Orthogonal Axis:	X
Test Mode:	UNII-1/ TX N20 Mode 5240MHz_ANT 2

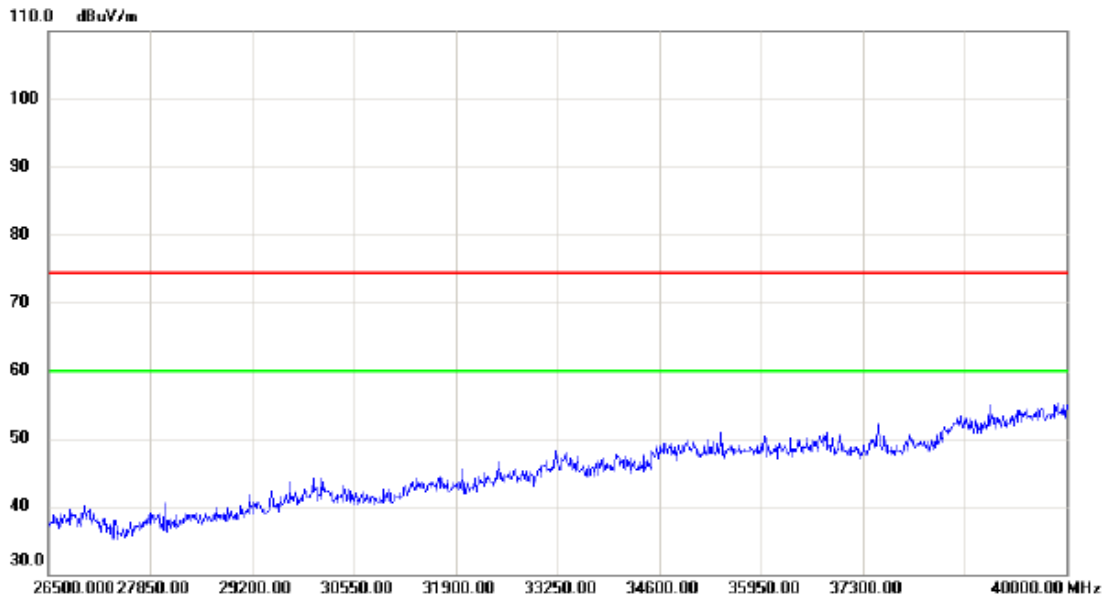
Horizontal



No.	Mk.	Freq.	Reading Level	Correct Factor	Measurement	Limit	Margin	Detector	Comment
		MHz	dBuV	dB	dBuV/m	dBuV/m	dB		

Orthogonal Axis:	X
Test Mode:	UNII-1/ TX N20 Mode 5240MHz_ANT 2

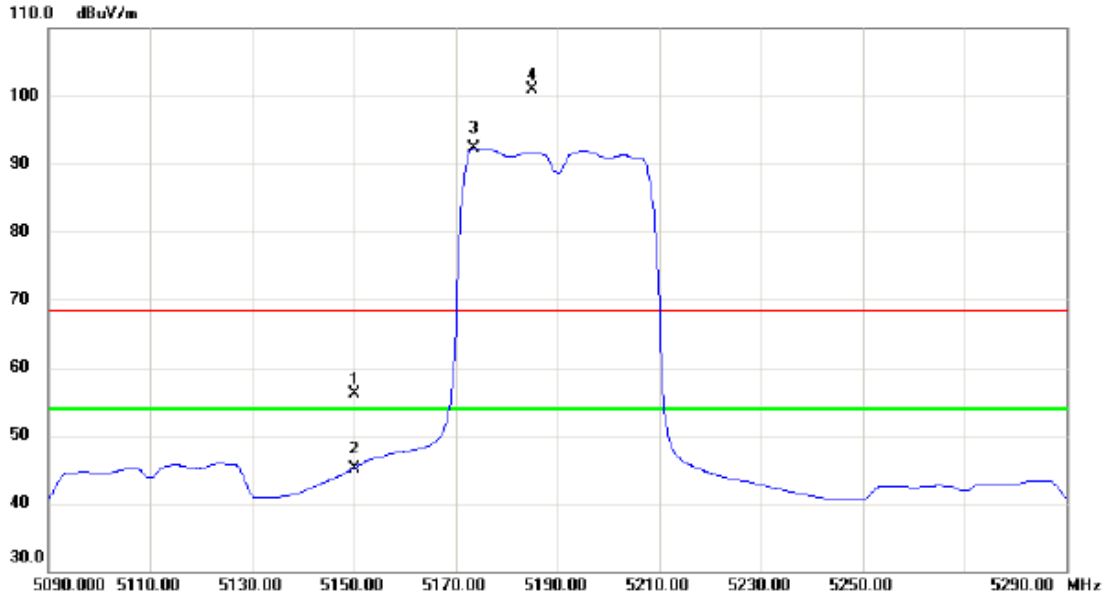
Horizontal



No.	Mk.	Freq.	Reading Level	Correct Factor	Measurement	Limit	Margin	Detector	Comment
		MHz	dBuV	dB	dBuV/m	dBuV/m	dB		
		26500.000	38		38	75	37		
		27850.00	38		38	75	37		
		29200.00	40		40	75	35		
		30550.00	42		42	75	33		
		31900.00	44		44	75	31		
		33250.00	46		46	75	29		
		34600.00	48		48	75	27		
		35950.00	49		49	75	26		
		37300.00	50		50	75	25		
		40000.00	55		55	75	20		

Orthogonal Axis:	X
Test Mode:	UNII-1/ TX N40 Mode 5190MHz_ANT 2

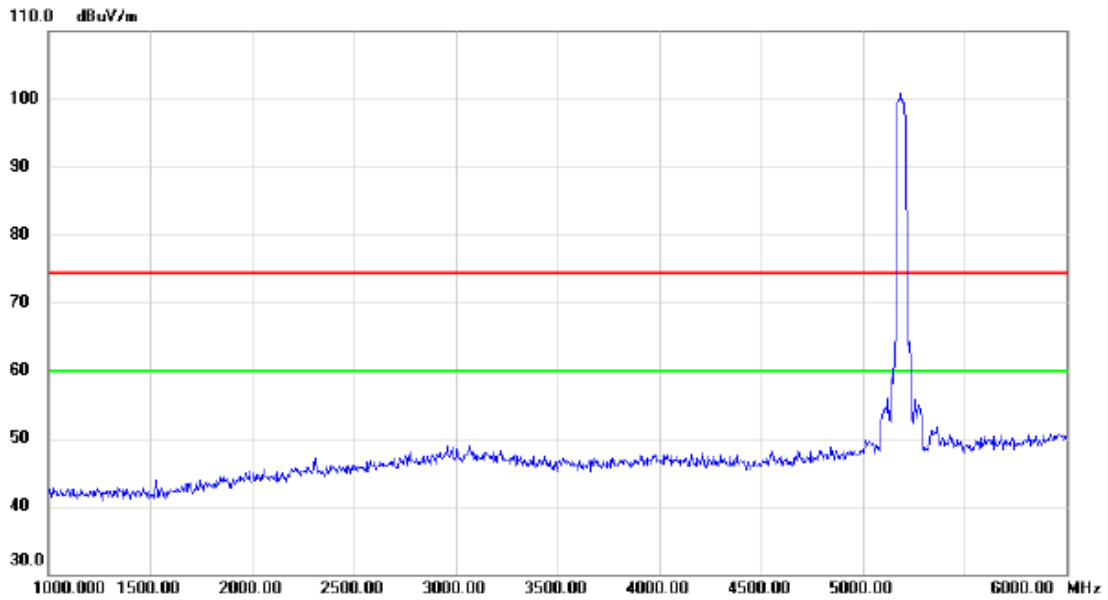
Vertical



No.	Mk.	Freq. MHz	Reading Level dBuV	Correct Factor dB	Measure- ment dBuV/m	Limit dBuV/m	Margin dB	Detector	Comment
1		5150.000	15.57	40.63	56.20	68.30	-12.10	peak	
2		5150.000	4.54	40.63	45.17	54.00	-8.83	AVG	
3	*	5173.600	51.67	40.71	92.38	54.00	38.38	AVG	No Limit
4	X	5185.200	60.24	40.74	100.98	68.30	32.68	peak	No Limit

Orthogonal Axis:	X
Test Mode:	UNII-1/ TX N40 Mode 5190MHz_ANT 2

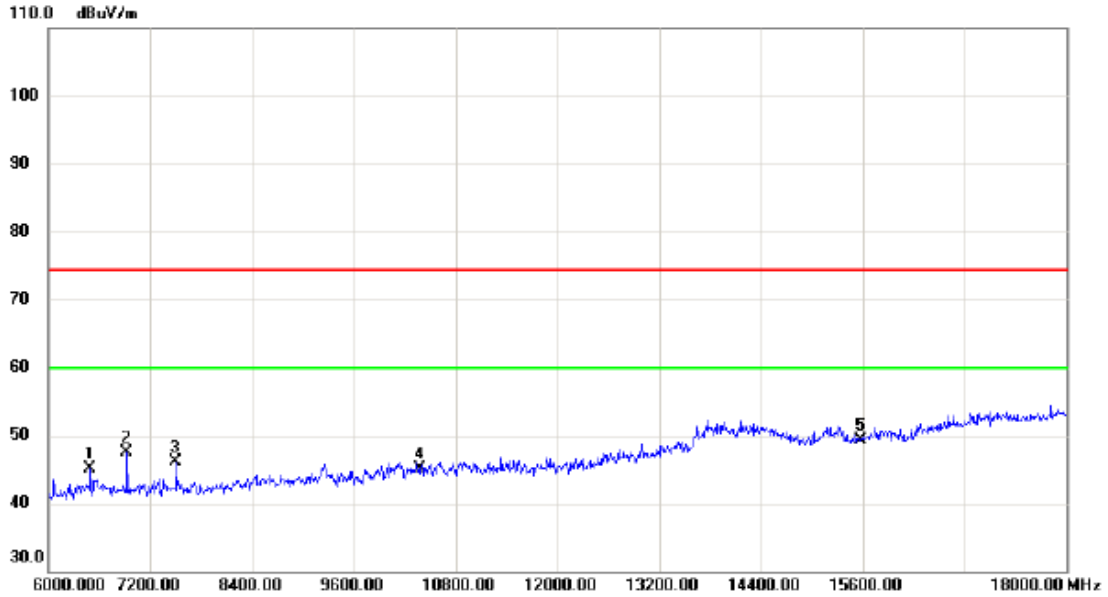
Vertical



No.	Mk.	Freq.	Reading Level	Correct Factor	Measurement	Limit	Margin	Detector	Comment
		MHz	dBuV	dB	dBuV/m	dBuV/m	dB		
		5190.00	100.0		100.0	74.0	26.0		

Orthogonal Axis:	X
Test Mode:	UNII-1/ TX N40 Mode 5190MHz_ANT 2

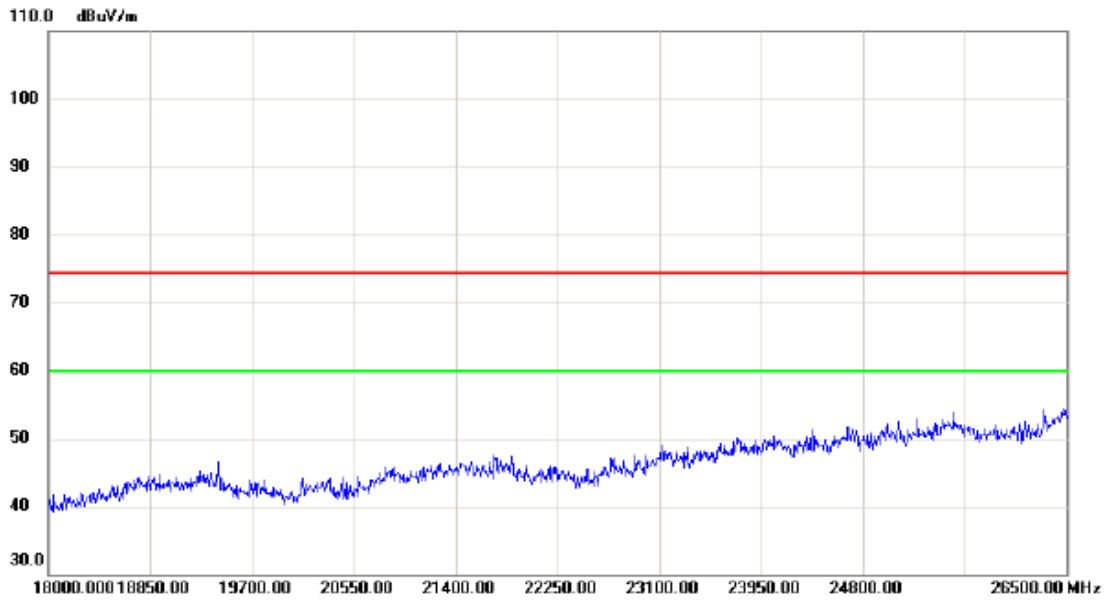
Vertical



No.	Mk.	Freq. MHz	Reading Level dBuV	Correct Factor dB	Measure- ment dBuV/m	Limit dBuV/m	Margin dB	Detector	Comment
1		6492.000	34.25	10.86	45.11	74.30	-29.19	peak	
2		6924.000	36.87	10.69	47.56	74.30	-26.74	peak	
3		7500.000	34.37	11.76	46.13	74.30	-28.17	peak	
4		10380.000	29.77	15.29	45.06	74.30	-29.24	peak	
5	*	15570.000	30.47	18.87	49.34	74.30	-24.96	peak	

Orthogonal Axis:	X
Test Mode:	UNII-1/ TX N40 Mode 5190MHz_ANT 2

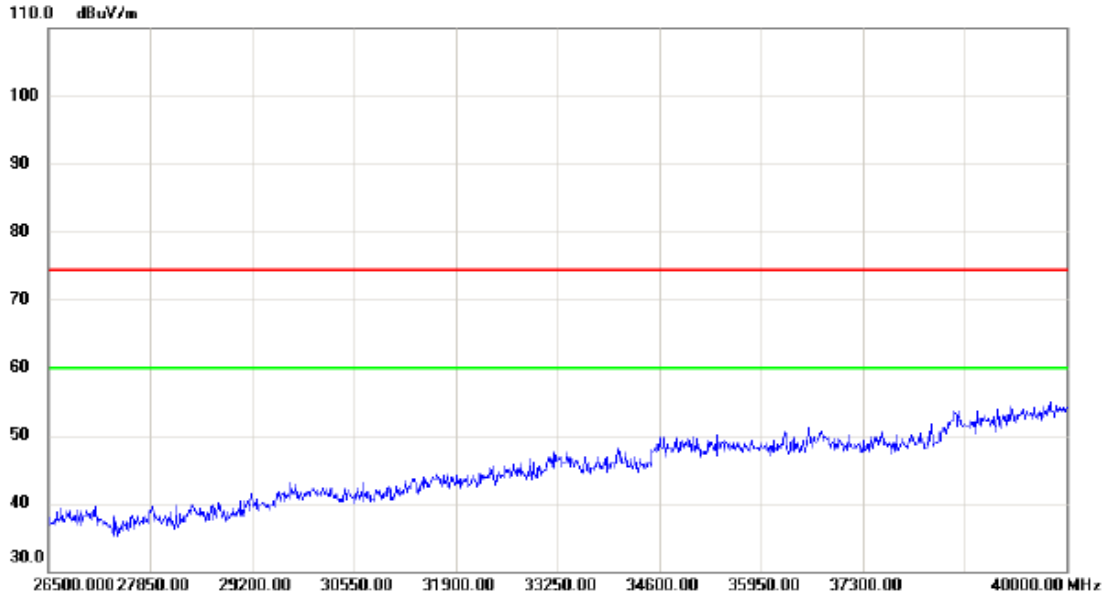
Vertical



No.	Mk.	Freq.	Reading Level	Correct Factor	Measurement	Limit	Margin	Detector	Comment
		MHz	dBuV	dB	dBuV/m	dBuV/m	dB		

Orthogonal Axis:	X
Test Mode:	UNII-1/ TX N40 Mode 5190MHz_ANT 2

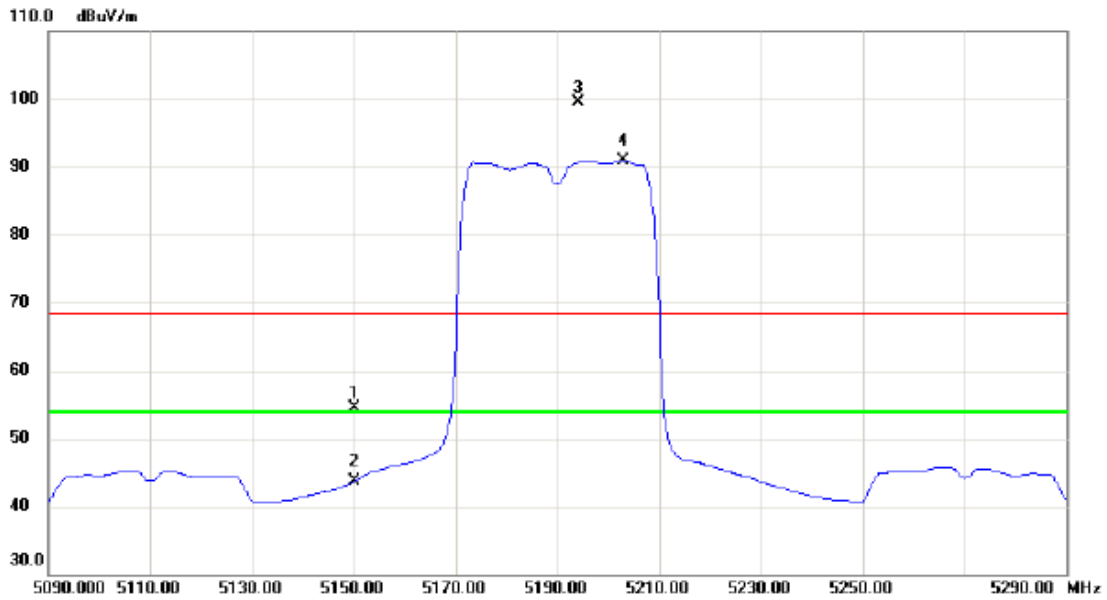
Vertical



No.	Mk.	Freq.	Reading Level	Correct Factor	Measurement	Limit	Margin	Detector	Comment
		MHz	dBuV	dB	dBuV/m	dBuV/m	dB		
		26500.000	38		38	75	37		
		27850.00	38		38	75	37		
		29200.00	40		40	75	35		
		30550.00	41		41	75	34		
		31900.00	43		43	75	32		
		33250.00	45		45	75	30		
		34600.00	48		48	75	27		
		35950.00	48		48	75	27		
		37300.00	49		49	75	26		
		40000.00	55		55	75	20		

Orthogonal Axis:	X
Test Mode:	UNII-1/ TX N40 Mode 5190MHz_ANT 2

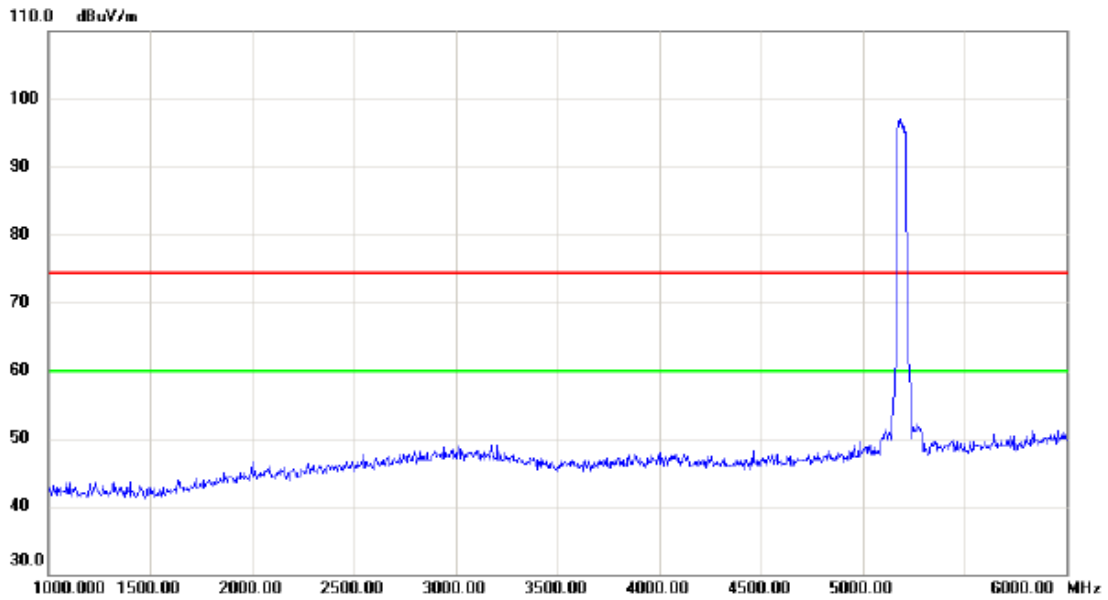
Horizontal



No.	Mk.	Freq. MHz	Reading Level dBuV	Correct Factor dB	Measure- ment dBuV/m	Limit dBuV/m	Margin dB	Detector	Comment
1		5150.000	13.80	40.63	54.43	68.30	-13.87	peak	
2		5150.000	3.05	40.63	43.68	54.00	-10.32	AVG	
3	X	5194.000	58.69	40.77	99.46	68.30	31.16	peak	No Limit
4	*	5202.800	50.13	40.80	90.93	54.00	36.93	AVG	No Limit

Orthogonal Axis:	X
Test Mode:	UNII-1/ TX N40 Mode 5190MHz_ANT 2

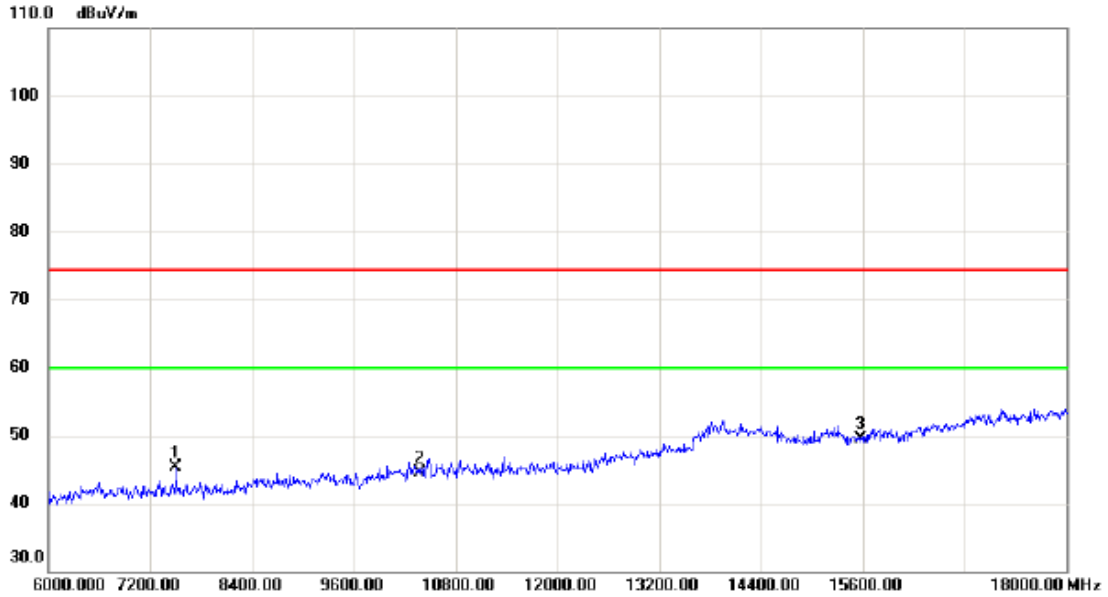
Horizontal



No.	Mk.	Freq.	Reading Level	Correct Factor	Measurement	Limit	Margin	Detector	Comment
		MHz	dBuV	dB	dBuV/m	dBuV/m	dB		
		5190.00	95.0	0.0	95.0	75.0	20.0		

Orthogonal Axis:	X
Test Mode:	UNII-1/ TX N40 Mode 5190MHz_ANT 2

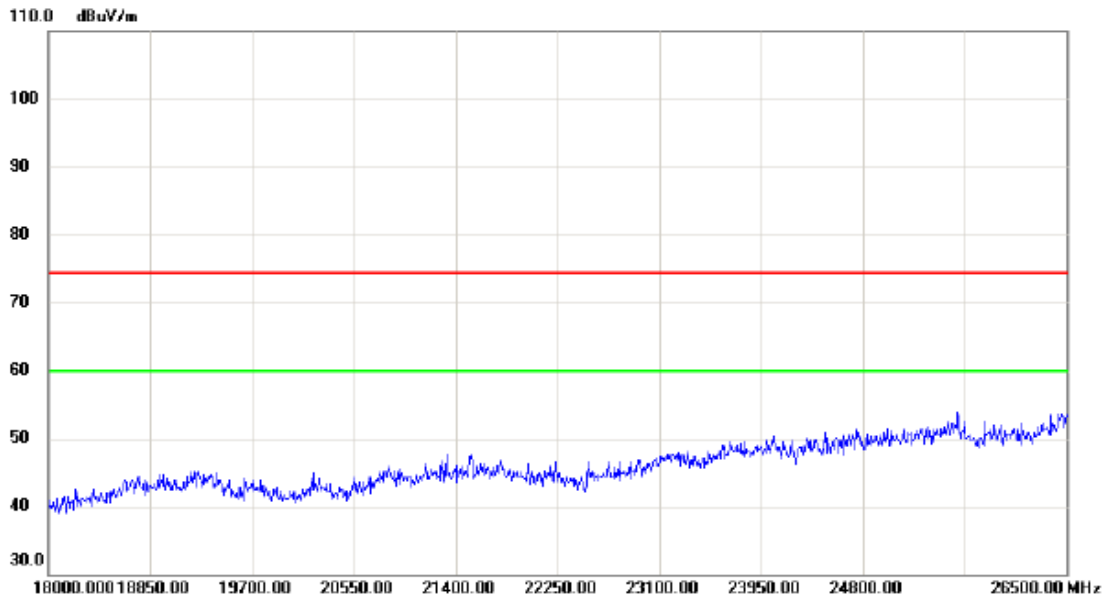
Horizontal



No.	Mk.	Freq. MHz	Reading Level dBuV	Correct Factor dB	Measure- ment dBuV/m	Limit dBuV/m	Margin dB	Detector	Comment
1		7500.000	33.47	11.76	45.23	74.30	-29.07	peak	
2		10380.000	29.27	15.29	44.56	74.30	-29.74	peak	
3	*	15570.000	30.61	18.87	49.48	74.30	-24.82	peak	

Orthogonal Axis:	X
Test Mode:	UNII-1/ TX N40 Mode 5190MHz_ANT 2

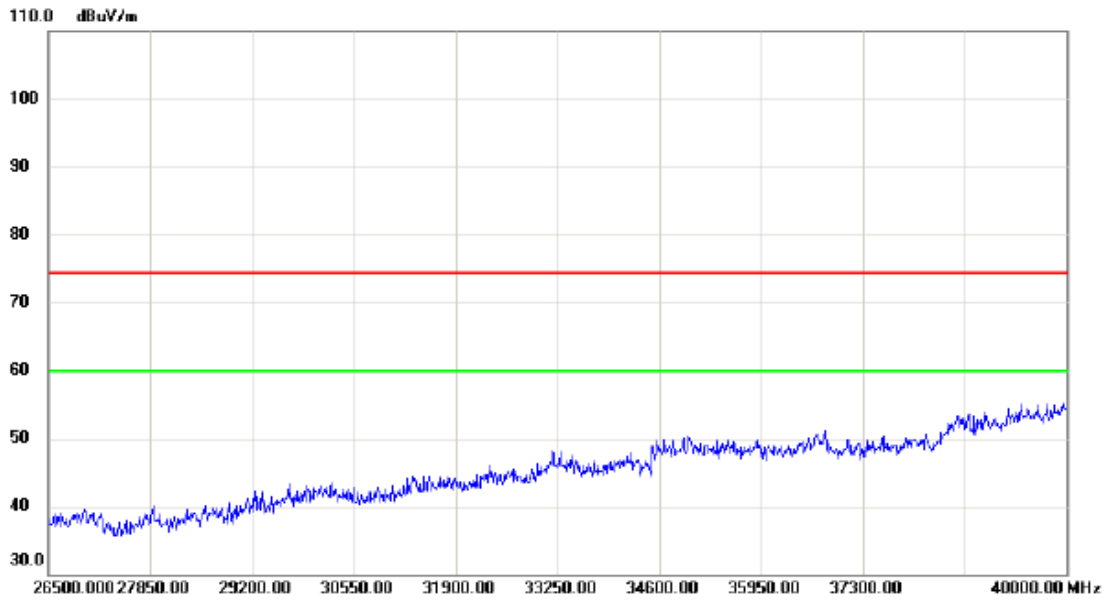
Horizontal



No.	Mk.	Freq.	Reading Level	Correct Factor	Measurement	Limit	Margin	Detector	Comment
		MHz	dBuV	dB	dBuV/m	dBuV/m	dB		

Orthogonal Axis:	X
Test Mode:	UNII-1/ TX N40 Mode 5190MHz_ANT 2

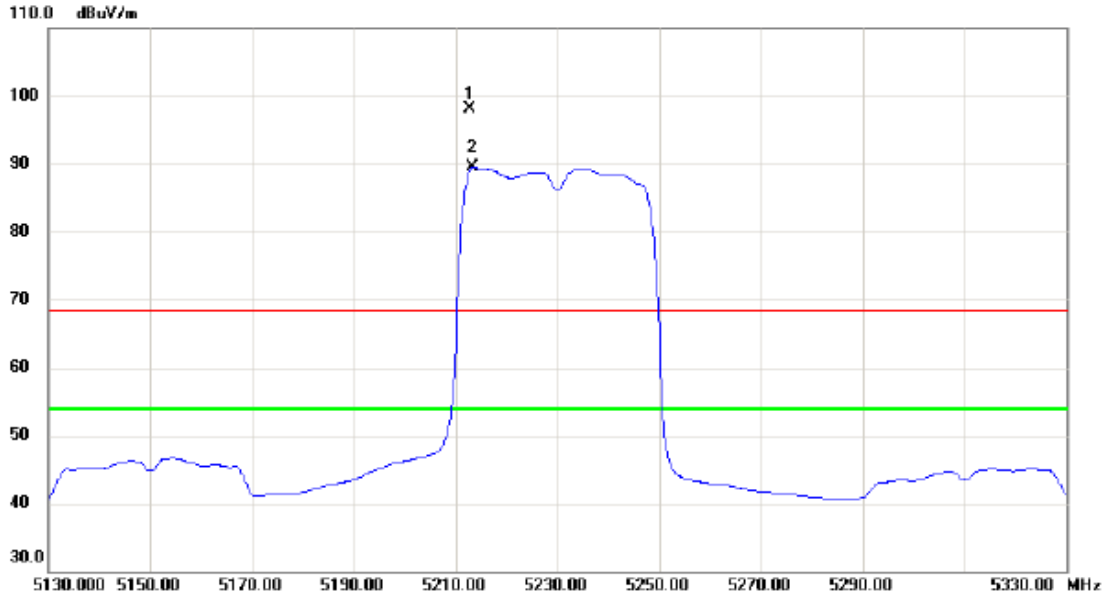
Horizontal



No.	Mk.	Freq.	Reading Level	Correct Factor	Measurement	Limit	Margin	Detector	Comment
		MHz	dBuV	dB	dBuV/m	dBuV/m	dB		

Orthogonal Axis:	X
Test Mode:	UNII-1/ TX N40 Mode 5230MHz_ANT 2

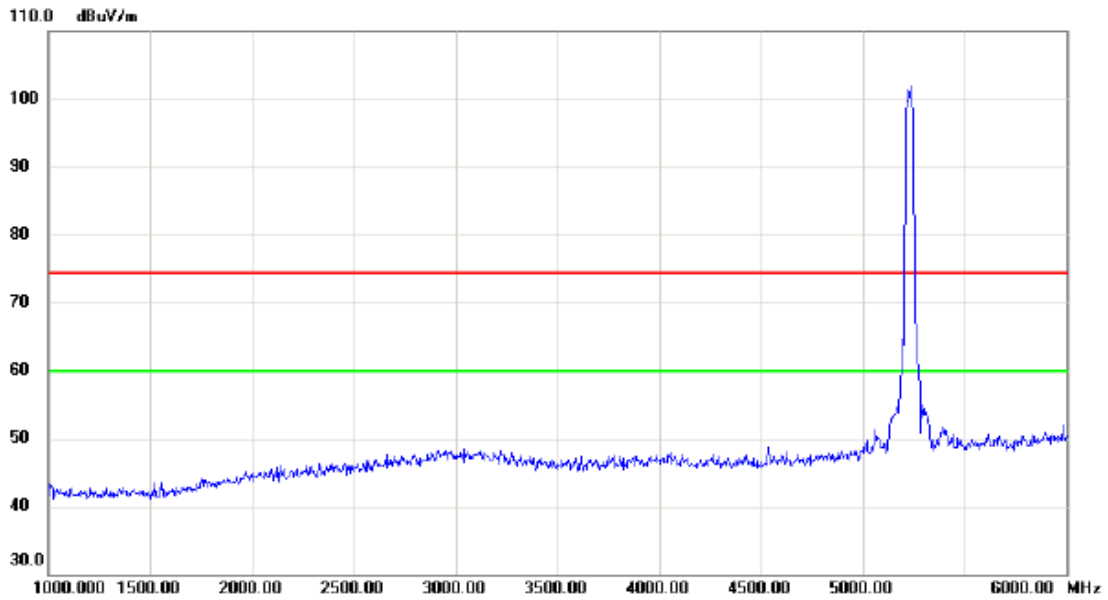
Vertical



No.	Mk.	Freq. MHz	Reading Level dBuV	Correct Factor dB	Measure- ment dBuV/m	Limit dBuV/m	Margin dB	Detector	Comment
1	X	5212.800	57.35	40.83	98.18	68.30	29.88	peak	No Limit
2	*	5213.400	48.72	40.83	89.55	54.00	35.55	AVG	No Limit

Orthogonal Axis:	X
Test Mode:	UNII-1/ TX N40 Mode 5230MHz_ANT 2

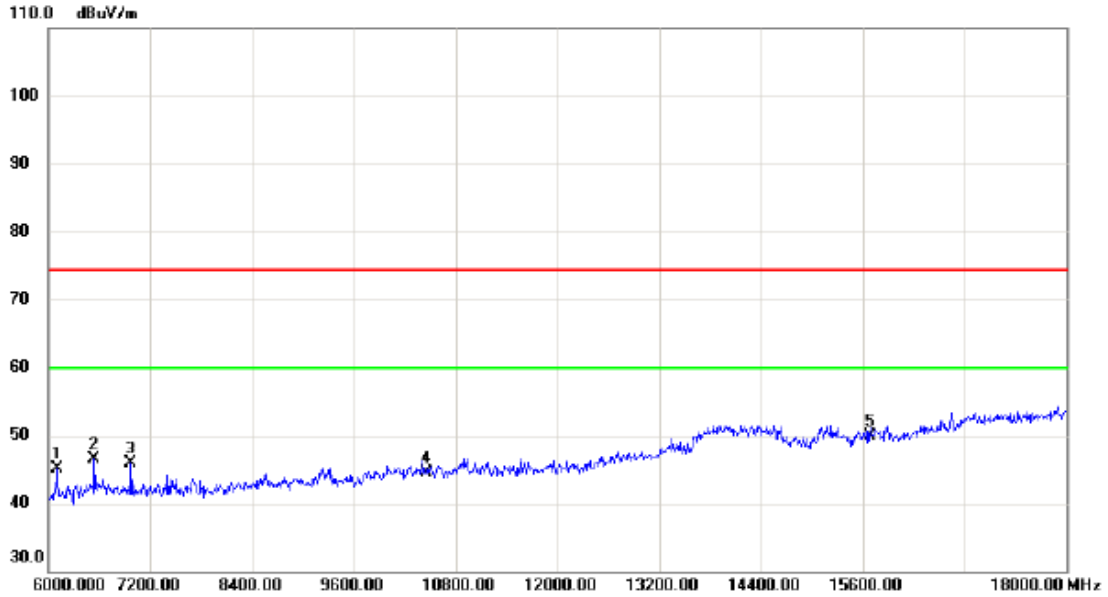
Vertical



No.	Mk.	Freq.	Reading Level	Correct Factor	Measurement	Limit	Margin	Detector	Comment
		MHz	dBuV	dB	dBuV/m	dBuV/m	dB		

Orthogonal Axis:	X
Test Mode:	UNII-1/ TX N40 Mode 5230MHz_ANT 2

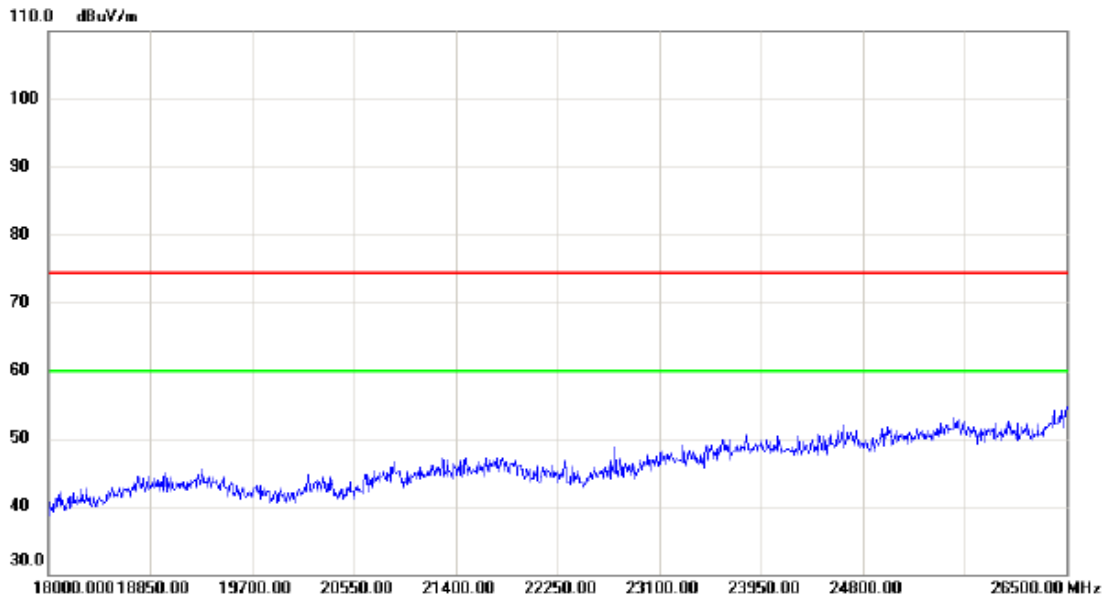
Vertical



No.	Mk.	Freq. MHz	Reading Level dBuV	Correct Factor dB	Measure- ment dBuV/m	Limit dBuV/m	Margin dB	Detector	Comment
1		6096.000	35.62	9.41	45.03	74.30	-29.27	peak	
2		6540.000	35.66	10.87	46.53	74.30	-27.77	peak	
3		6972.000	35.25	10.66	45.91	74.30	-28.39	peak	
4		10460.000	28.96	15.49	44.45	74.30	-29.85	peak	
5	*	15690.000	31.05	18.88	49.93	74.30	-24.37	peak	

Orthogonal Axis:	X
Test Mode:	UNII-1/ TX N40 Mode 5230MHz_ANT 2

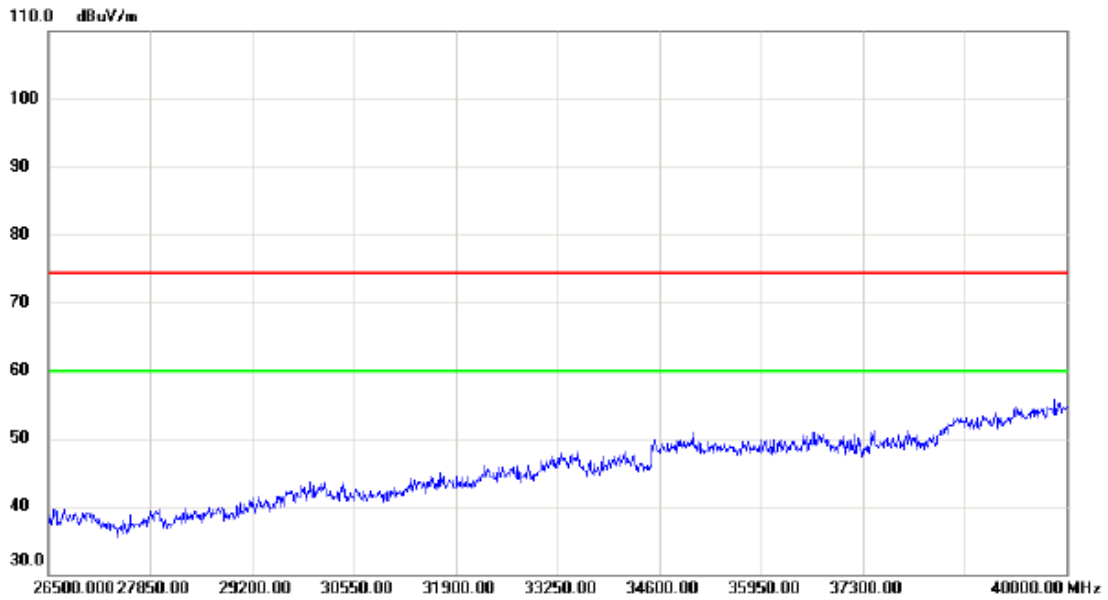
Vertical



No.	Mk.	Freq.	Reading Level	Correct Factor	Measurement	Limit	Margin	Detector	Comment
		MHz	dBuV	dB	dBuV/m	dBuV/m	dB		

Orthogonal Axis:	X
Test Mode:	UNII-1/ TX N40 Mode 5230MHz_ANT 2

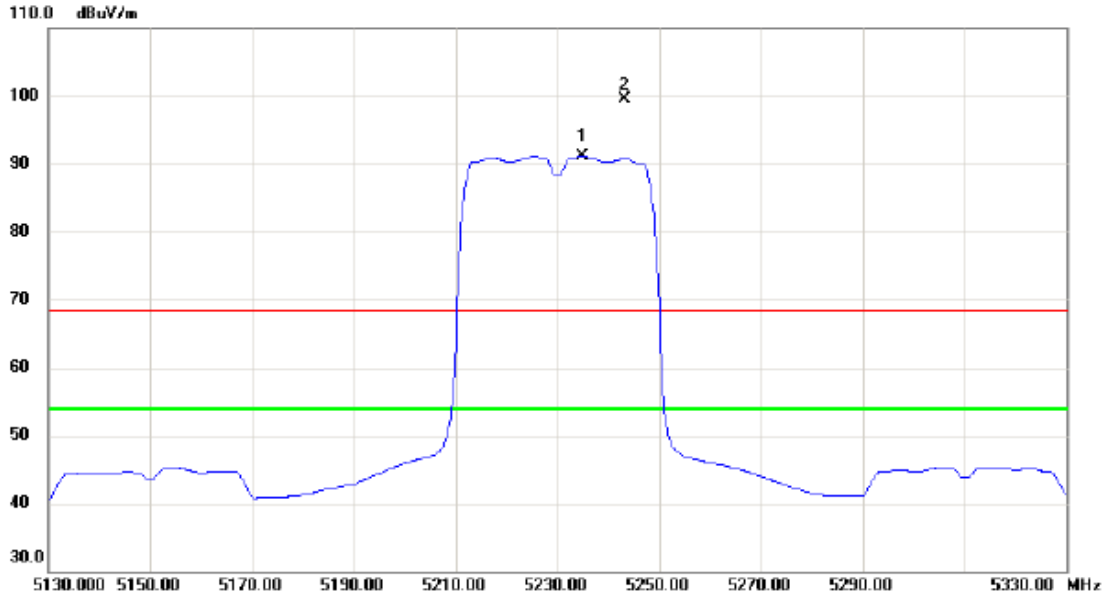
Vertical



No.	Mk.	Freq.	Reading Level	Correct Factor	Measurement	Limit	Margin	Detector	Comment
		MHz	dBuV	dB	dBuV/m	dBuV/m	dB		
		26500.000	38		38				
		27850.00	38		38				
		29200.00	40		40				
		30550.00	42		42				
		31900.00	45		45				
		33250.00	48		48				
		34600.00	50		50				
		35950.00	50		50				
		37300.00	52		52				
		40000.00	55		55				

Orthogonal Axis:	X
Test Mode:	UNII-1/ TX N40 Mode 5230MHz_ANT 2

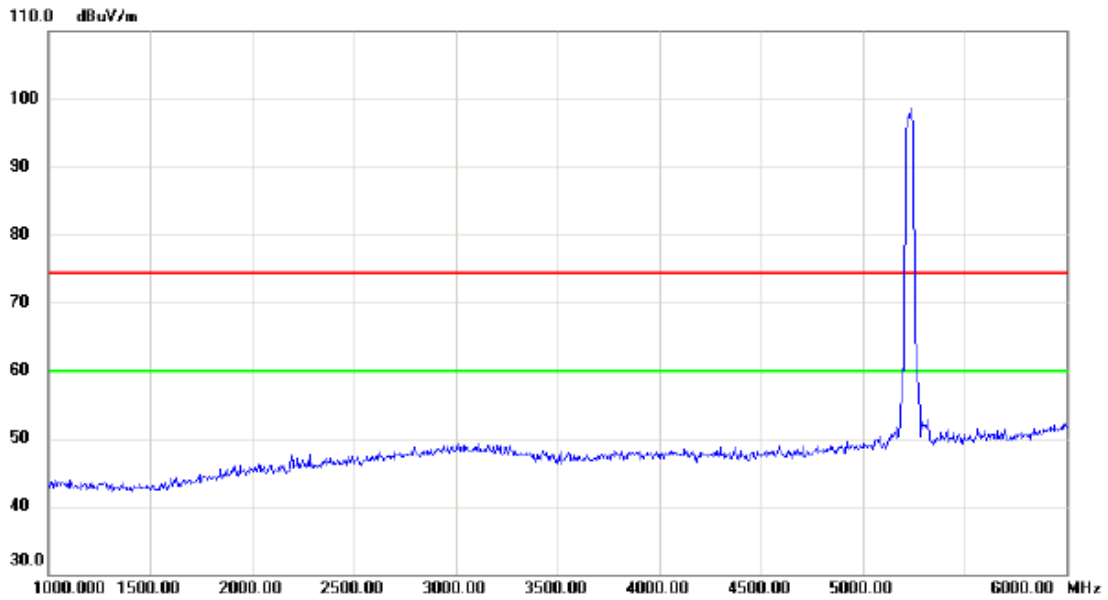
Horizontal



No.	Mk.	Freq. MHz	Reading Level dBuV	Correct Factor dB	Measure- ment dBuV/m	Limit dBuV/m	Margin dB	Detector	Comment
1	*	5235.000	50.18	40.90	91.08	54.00	37.08	AVG	No Limit
2	X	5243.200	58.67	40.93	99.60	68.30	31.30	peak	No Limit

Orthogonal Axis:	X
Test Mode:	UNII-1/ TX N40 Mode 5230MHz_ANT 2

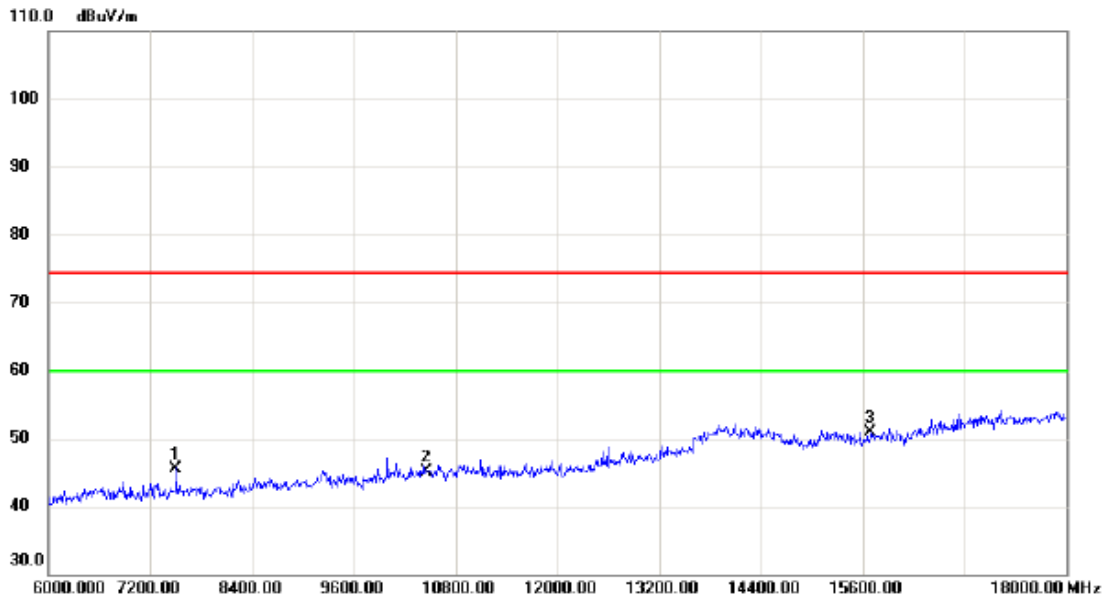
Horizontal



No.	Mk.	Freq.	Reading Level	Correct Factor	Measurement	Limit	Margin	Detector	Comment
		MHz	dBuV	dB	dBuV/m	dBuV/m	dB		
		5230	98		98	74	24		

Orthogonal Axis:	X
Test Mode:	UNII-1/ TX N40 Mode 5230MHz_ANT 2

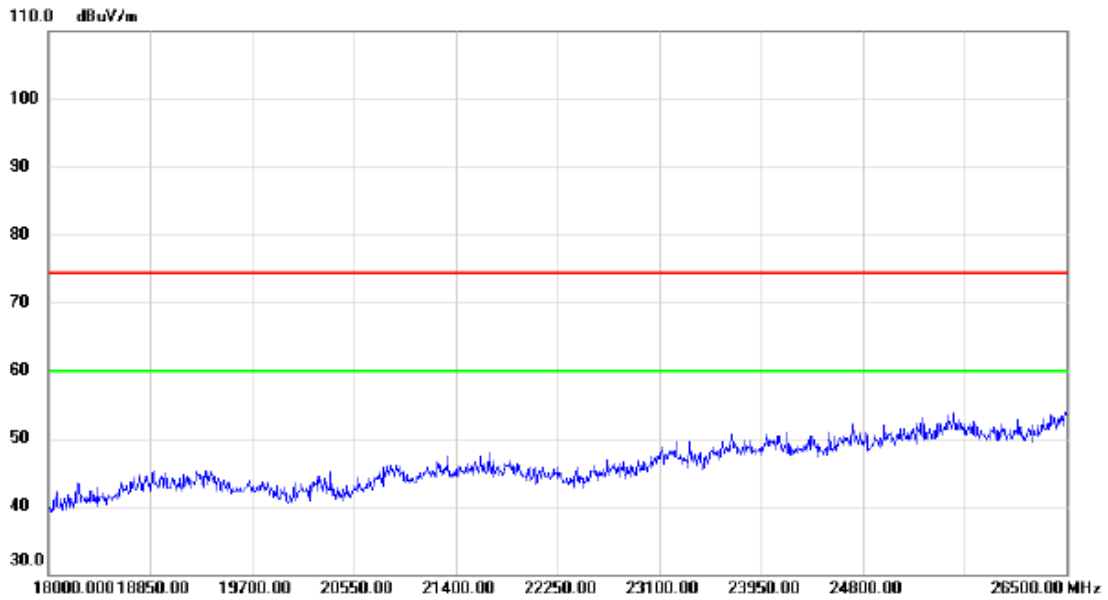
Horizontal



No.	Mk.	Freq. MHz	Reading Level dBuV	Correct Factor dB	Measure- ment dBuV/m	Limit dBuV/m	Margin dB	Detector	Comment
1		7500.000	33.84	11.76	45.60	74.30	-28.70	peak	
2		10460.000	29.65	15.49	45.14	74.30	-29.16	peak	
3	*	15690.000	31.99	18.88	50.87	74.30	-23.43	peak	

Orthogonal Axis:	X
Test Mode:	UNII-1/ TX N40 Mode 5230MHz_ANT 2

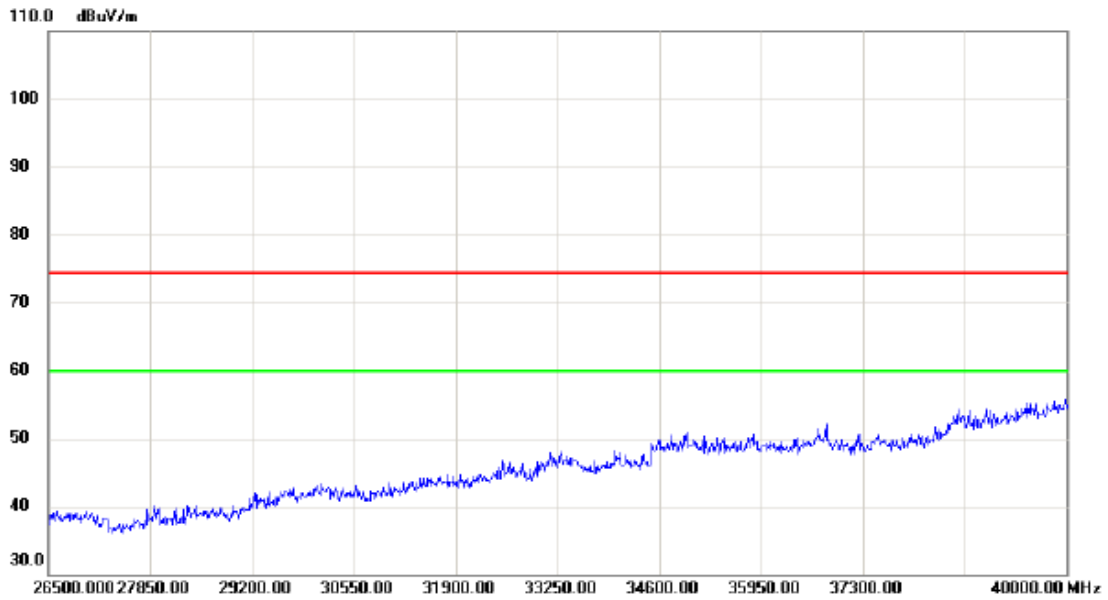
Horizontal



No.	Mk.	Freq.	Reading Level	Correct Factor	Measurement	Limit	Margin	Detector	Comment
		MHz	dBuV	dB	dBuV/m	dBuV/m	dB		

Orthogonal Axis:	X
Test Mode:	UNII-1/ TX N40 Mode 5230MHz_ANT 2

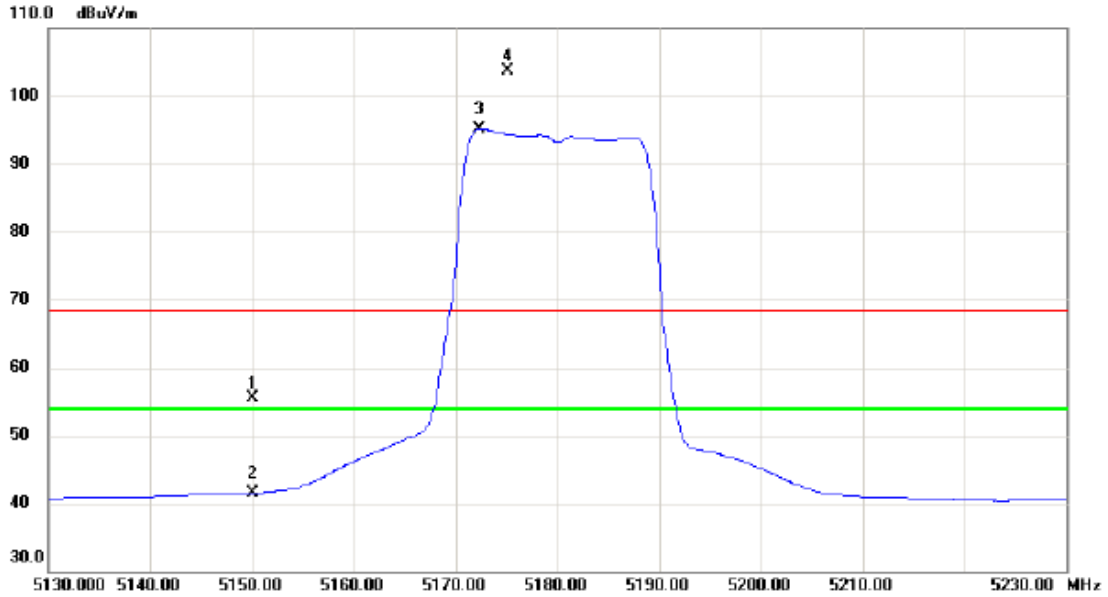
Horizontal



No.	Mk.	Freq.	Reading Level	Correct Factor	Measurement	Limit	Margin	Detector	Comment
		MHz	dBuV	dB	dBuV/m	dBuV/m	dB		
		26500.000	38		38	75	37		
		27850.00	38		38	75	37		
		29200.00	40		40	75	35		
		30550.00	42		42	75	33		
		31900.00	44		44	75	31		
		33250.00	46		46	75	29		
		34600.00	48		48	75	27		
		35950.00	49		49	75	26		
		37300.00	50		50	75	25		
		40000.00	55		55	75	20		

Orthogonal Axis:	X
Test Mode:	UNII-1/ TX AC20 Mode 5180MHz_ANT 2

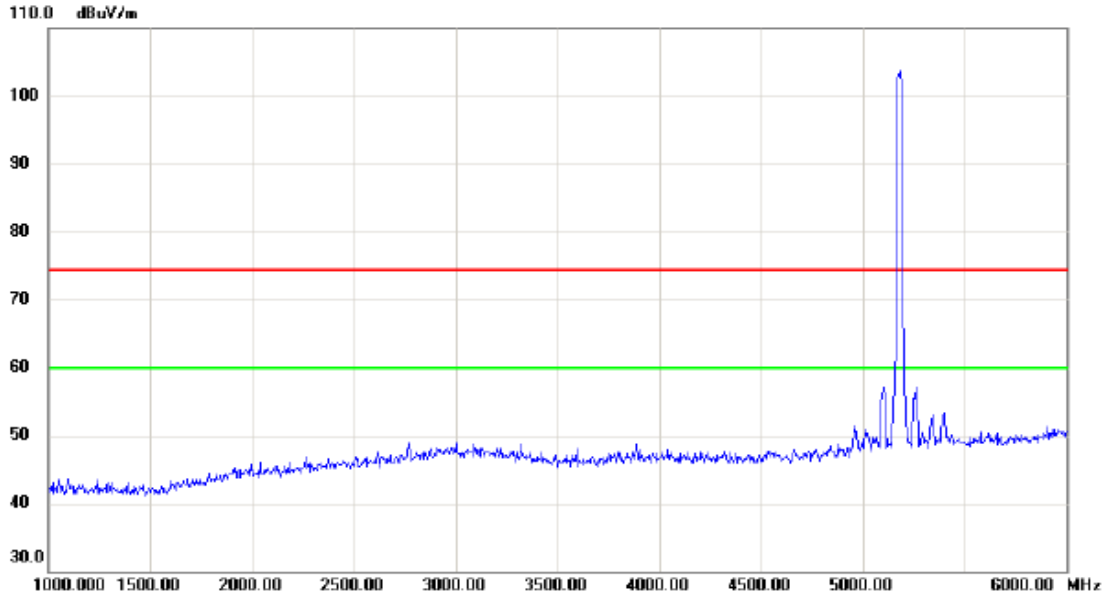
Vertical



No.	Mk.	Freq. MHz	Reading Level dBuV	Correct Factor dB	Measure- ment dBuV/m	Limit dBuV/m	Margin dB	Detector	Comment
1		5150.000	14.81	40.63	55.44	68.30	-12.86	peak	
2		5150.000	0.78	40.63	41.41	54.00	-12.59	AVG	
3	*	5172.400	54.42	40.70	95.12	54.00	41.12	AVG	No Limit
4	X	5175.100	63.02	40.71	103.73	68.30	35.43	peak	No Limit

Orthogonal Axis:	X
Test Mode:	UNII-1/ TX AC20 Mode 5180MHz_ANT 2

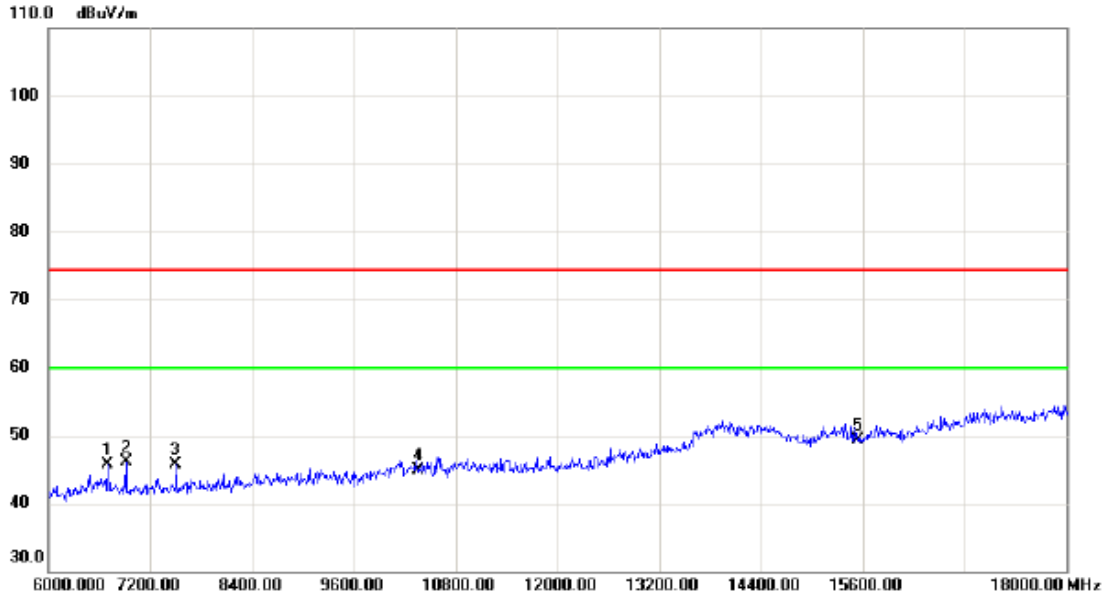
Vertical



No.	Mk.	Freq.	Reading Level	Correct Factor	Measurement	Limit	Margin	Detector	Comment
		MHz	dBuV	dB	dBuV/m	dBuV/m	dB		

Orthogonal Axis:	X
Test Mode:	UNII-1/ TX AC20 Mode 5180MHz_ANT 2

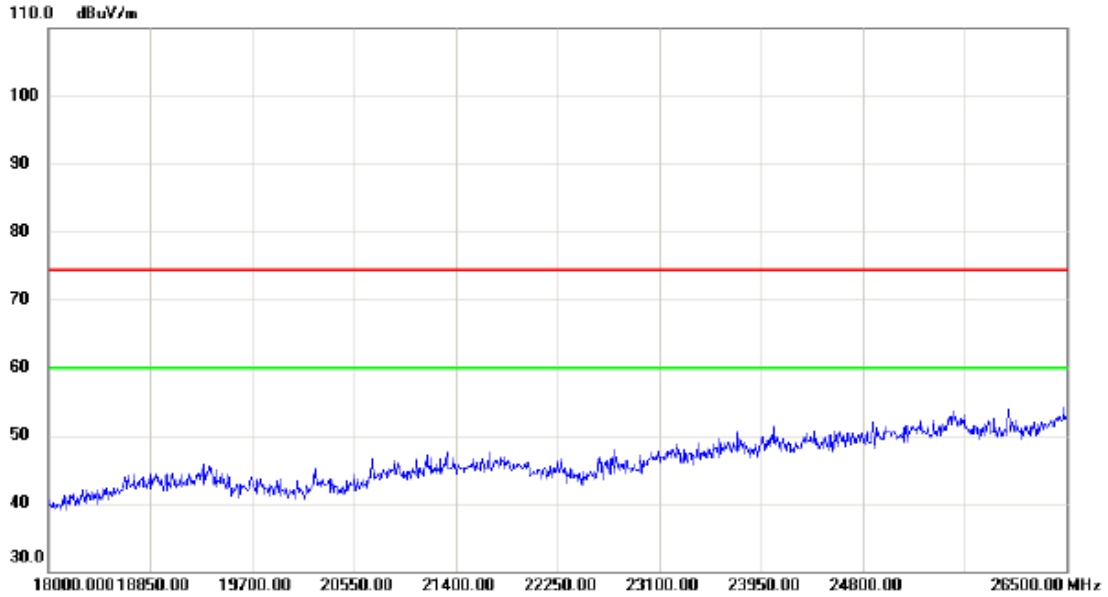
Vertical



No.	Mk.	Freq. MHz	Reading Level dBuV	Correct Factor dB	Measure- ment dBuV/m	Limit dBuV/m	Margin dB	Detector	Comment
1		6696.000	34.84	10.79	45.63	74.30	-28.67	peak	
2		6912.000	35.32	10.69	46.01	74.30	-28.29	peak	
3		7500.000	33.87	11.76	45.63	74.30	-28.67	peak	
4		10360.000	29.71	15.23	44.94	74.30	-29.36	peak	
5	*	15540.000	30.44	18.88	49.32	74.30	-24.98	peak	

Orthogonal Axis:	X
Test Mode:	UNII-1/ TX AC20 Mode 5180MHz_ANT 2

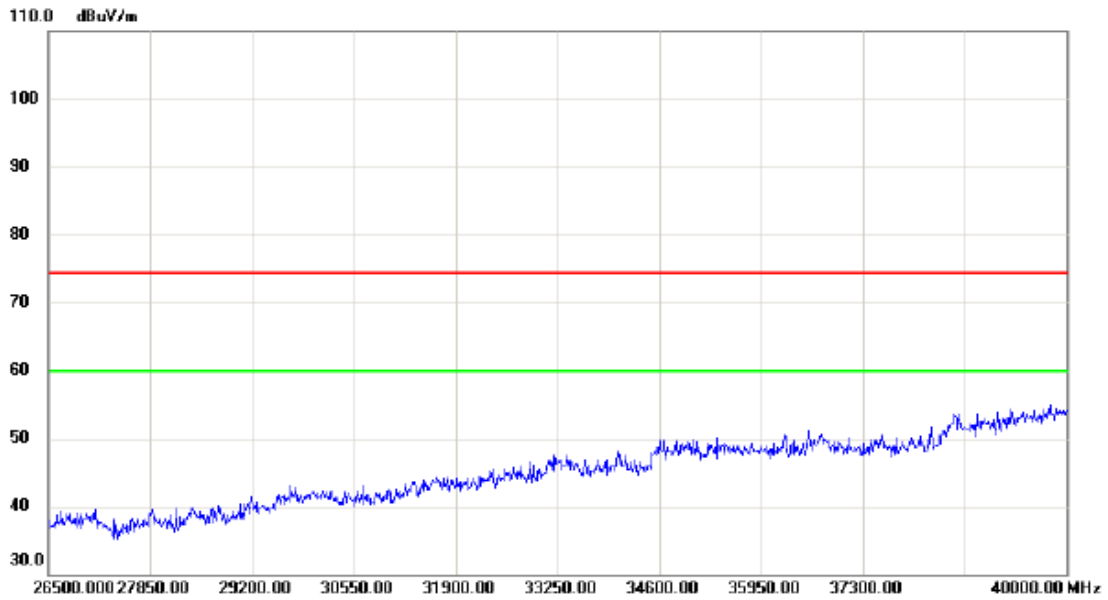
Vertical



No.	Mk.	Freq.	Reading Level	Correct Factor	Measurement	Limit	Margin	Detector	Comment
		MHz	dBuV	dB	dBuV/m	dBuV/m	dB		

Orthogonal Axis:	X
Test Mode:	UNII-1/ TX AC20 Mode 5180MHz_ANT 2

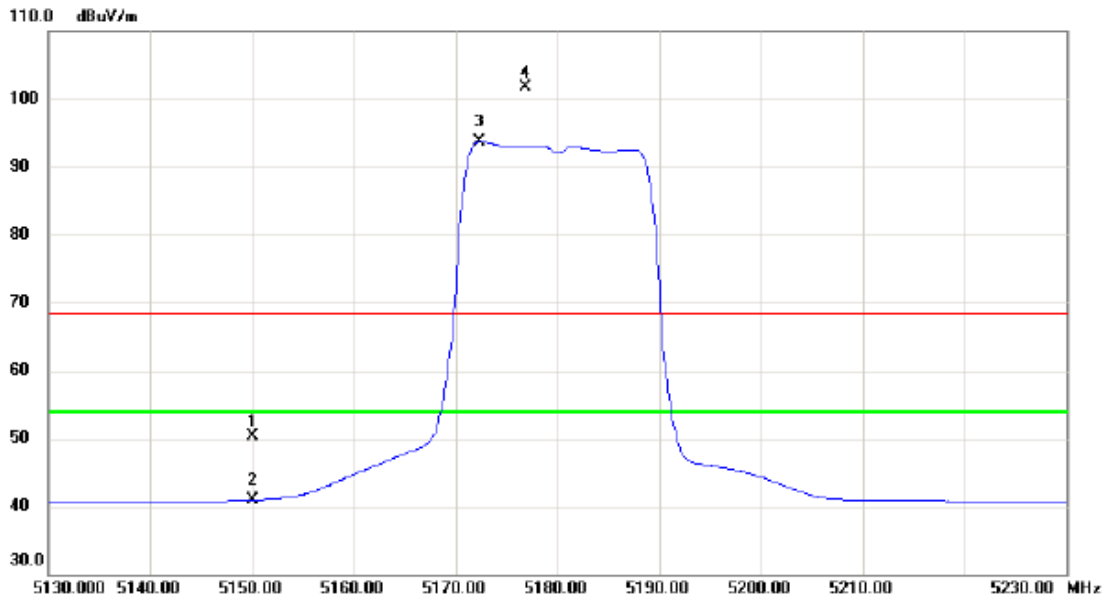
Vertical



No.	Mk.	Freq.	Reading Level	Correct Factor	Measurement	Limit	Margin	Detector	Comment
		MHz	dBuV	dB	dBuV/m	dBuV/m	dB		
		26500.000	38		38	75	37		
		27850.00	38		38	75	37		
		29200.00	40		40	75	35		
		30550.00	41		41	75	34		
		31900.00	43		43	75	32		
		33250.00	46		46	75	29		
		34600.00	48		48	75	27		
		35950.00	48		48	75	27		
		37300.00	49		49	75	26		
		40000.00	55		55	75	20		

Orthogonal Axis:	X
Test Mode:	UNII-1/ TX AC20 Mode 5180MHz_ANT 2

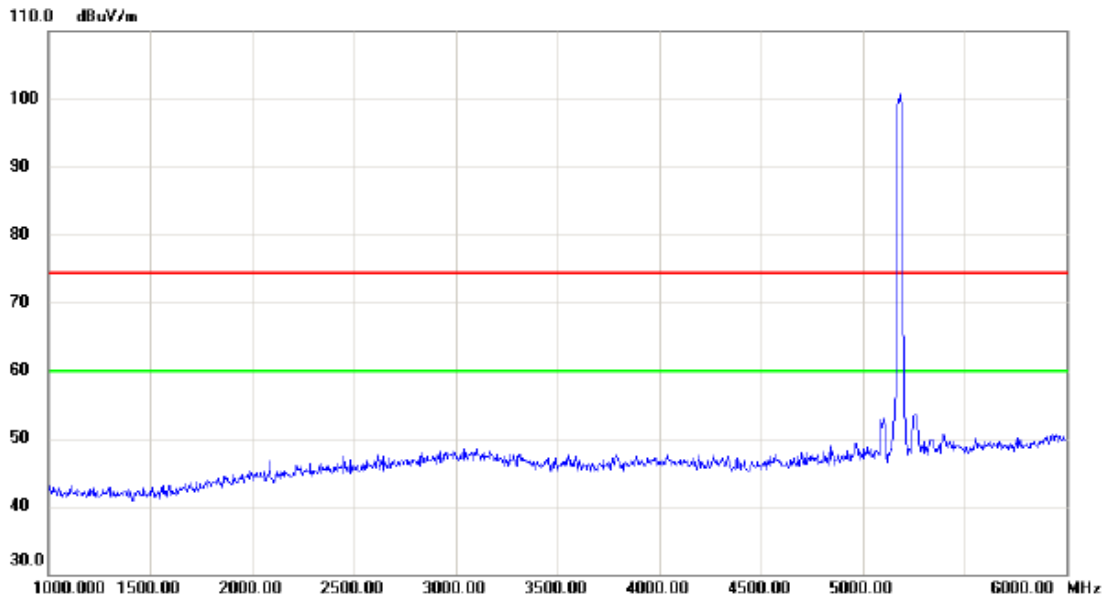
Horizontal



No.	Mk.	Freq. MHz	Reading Level dBuV	Correct Factor dB	Measure- ment dBuV/m	Limit dBuV/m	Margin dB	Detector	Comment
1		5150.000	9.72	40.63	50.35	68.30	-17.95	peak	
2		5150.000	0.21	40.63	40.84	54.00	-13.16	AVG	
3	*	5172.400	53.00	40.70	93.70	54.00	39.70	AVG	No Limit
4	X	5176.800	60.96	40.71	101.67	68.30	33.37	peak	No Limit

Orthogonal Axis:	X
Test Mode:	UNII-1/ TX AC20 Mode 5180MHz_ANT 2

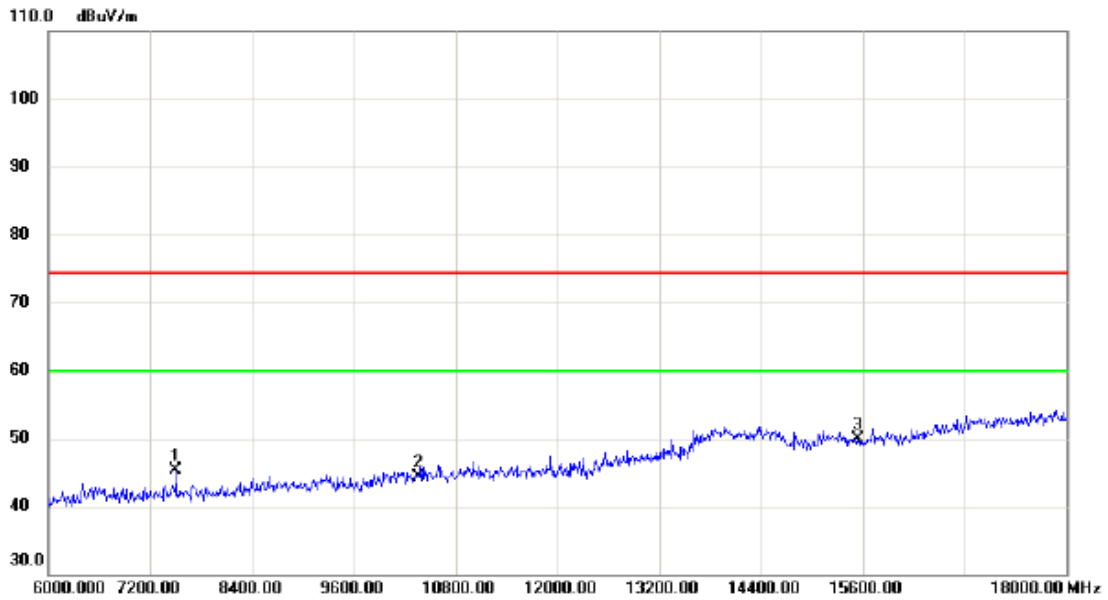
Horizontal



No.	Mk.	Freq.	Reading Level	Correct Factor	Measurement	Limit	Margin	Detector	Comment
		MHz	dBuV	dB	dBuV/m	dBuV/m	dB		
		5180.00	100.0		100.0	74.0	26.0		

Orthogonal Axis:	X
Test Mode:	UNII-1/ TX AC20 Mode 5180MHz_ANT 2

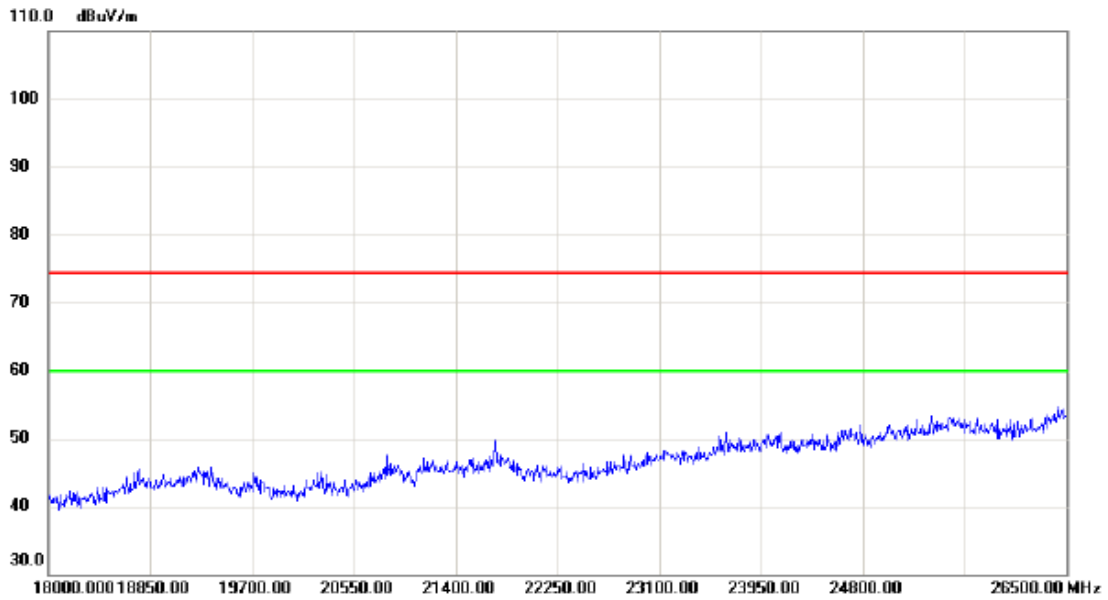
Horizontal



No.	Mk.	Freq. MHz	Reading Level dBuV	Correct Factor dB	Measure- ment dBuV/m	Limit dBuV/m	Margin dB	Detector	Comment
1		7500.000	33.59	11.76	45.35	74.30	-28.95	peak	
2		10360.000	29.08	15.23	44.31	74.30	-29.99	peak	
3	*	15540.000	31.09	18.88	49.97	74.30	-24.33	peak	

Orthogonal Axis:	X
Test Mode:	UNII-1/ TX AC20 Mode 5180MHz_ANT 2

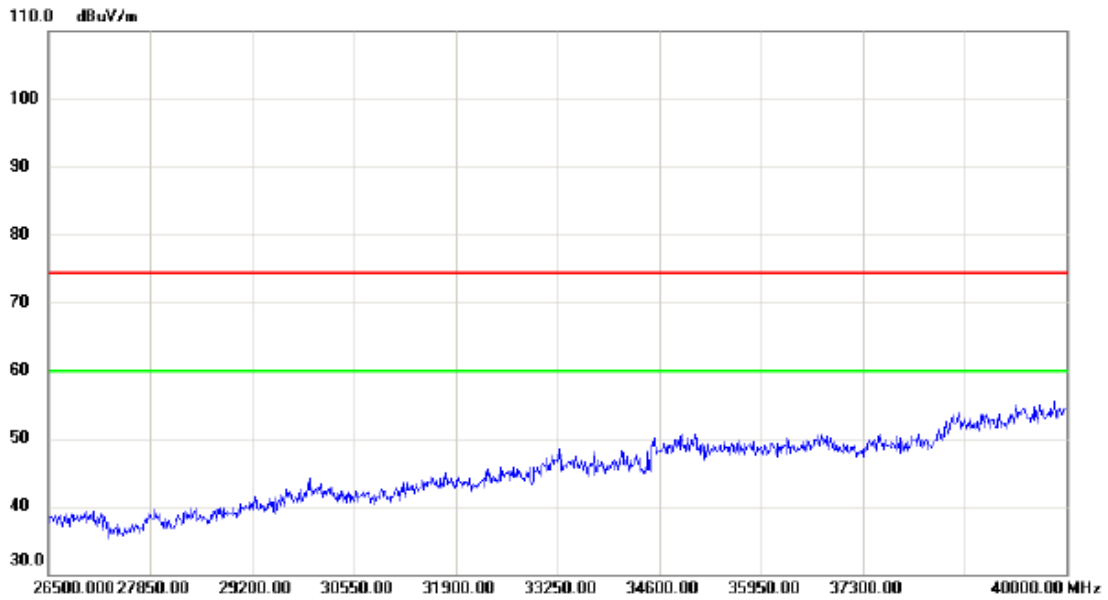
Horizontal



No.	Mk.	Freq.	Reading Level	Correct Factor	Measurement	Limit	Margin	Detector	Comment
		MHz	dBuV	dB	dBuV/m	dBuV/m	dB		

Orthogonal Axis:	X
Test Mode:	UNII-1/ TX AC20 Mode 5180MHz_ANT 2

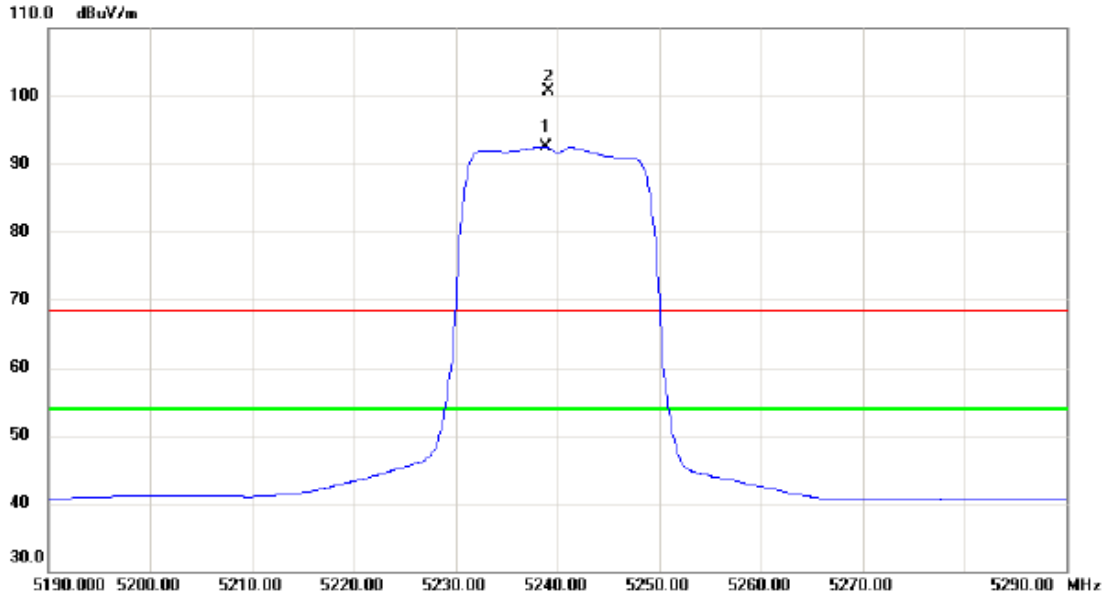
Horizontal



No.	Mk.	Freq.	Reading Level	Correct Factor	Measurement	Limit	Margin	Detector	Comment
		MHz	dBuV	dB	dBuV/m	dBuV/m	dB		
		26500.000	38		38	75	37		
		27850.00	35		35	75	40		
		29200.00	40		40	75	35		
		30550.00	42		42	75	33		
		31900.00	45		45	75	30		
		33250.00	48		48	75	27		
		34600.00	50		50	75	25		
		35950.00	50		50	75	25		
		37300.00	52		52	75	23		
		40000.00	55		55	75	20		

Orthogonal Axis:	X
Test Mode:	UNII-1/ TX AC20 Mode 5240MHz_ANT 2

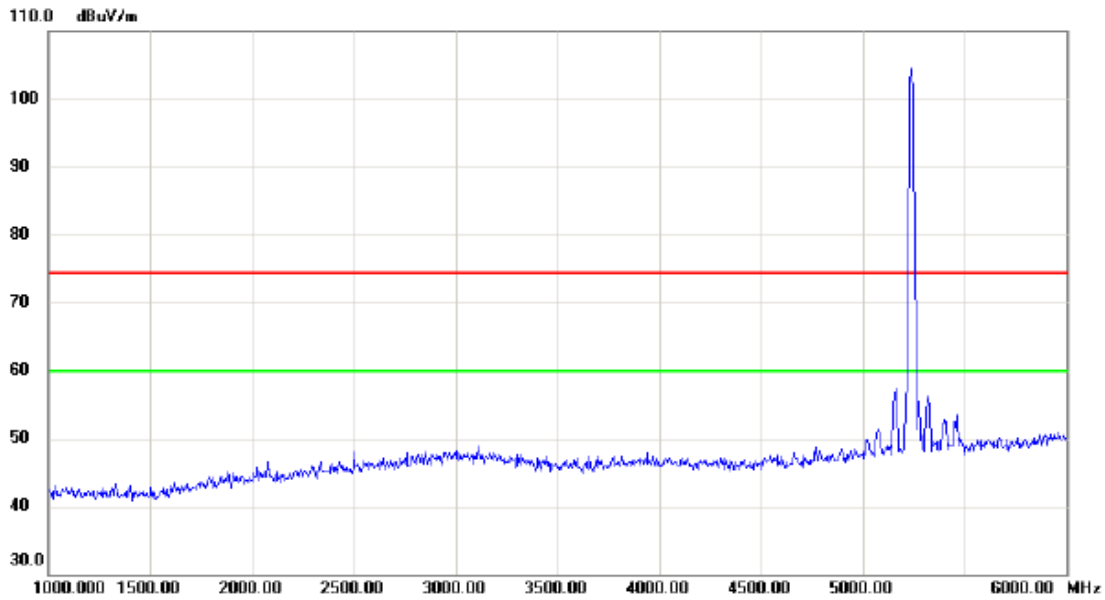
Vertical



No.	Mk.	Freq. MHz	Reading Level dBuV	Correct Factor dB	Measure- ment dBuV/m	Limit dBuV/m	Margin dB	Detector	Comment
1	*	5238.800	51.68	40.91	92.59	54.00	38.59	AVG	No Limit
2	X	5239.100	59.69	40.92	100.61	68.30	32.31	peak	No Limit

Orthogonal Axis:	X
Test Mode:	UNII-1/ TX AC20 Mode 5240MHz_ANT 2

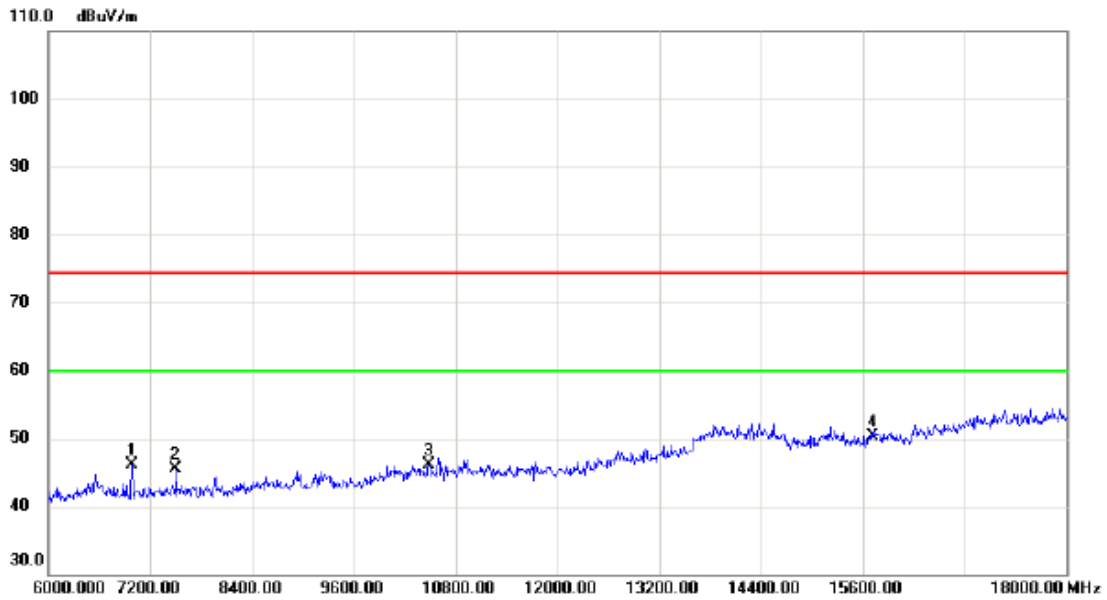
Vertical



No.	Mk.	Freq.	Reading Level	Correct Factor	Measurement	Limit	Margin	Detector	Comment
		MHz	dBuV	dB	dBuV/m	dBuV/m	dB		
		5240.00	105.0	0.0	105.0	75.0	30.0		

Orthogonal Axis:	X
Test Mode:	UNII-1/ TX AC20 Mode 5240MHz_ANT 2

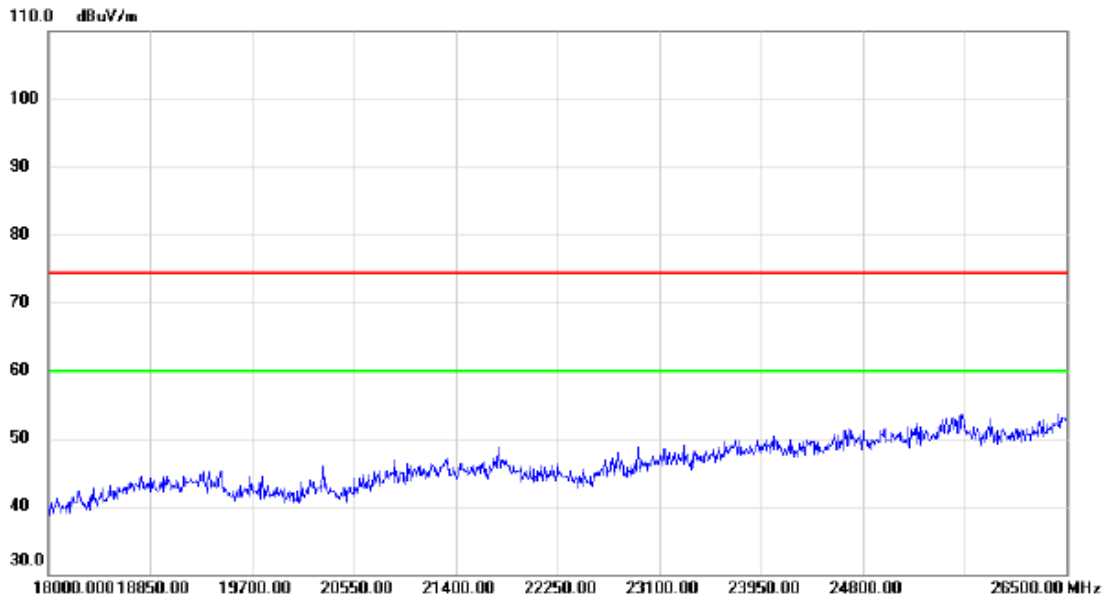
Vertical



No.	Mk.	Freq. MHz	Reading Level dBuV	Correct Factor dB	Measure- ment dBuV/m	Limit dBuV/m	Margin dB	Detector	Comment
1		6984.000	35.45	10.65	46.10	74.30	-28.20	peak	
2		7500.000	33.72	11.76	45.48	74.30	-28.82	peak	
3		10480.000	30.47	15.54	46.01	74.30	-28.29	peak	
4	*	15720.000	31.36	18.87	50.23	74.30	-24.07	peak	

Orthogonal Axis:	X
Test Mode:	UNII-1/ TX AC20 Mode 5240MHz_ANT 2

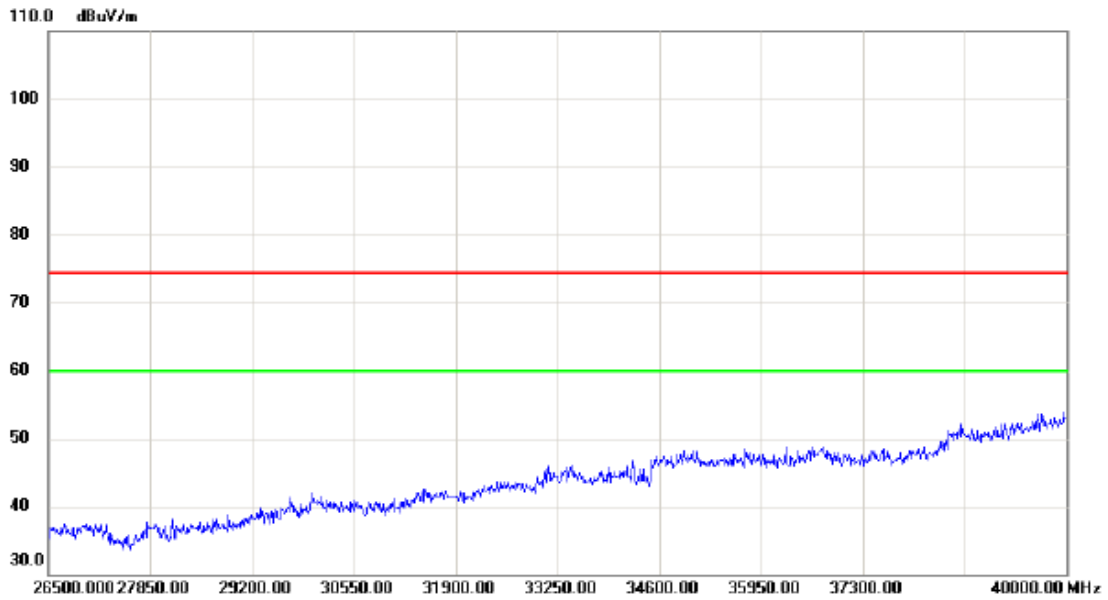
Vertical



No.	Mk.	Freq.	Reading Level	Correct Factor	Measurement	Limit	Margin	Detector	Comment
		MHz	dBuV	dB	dBuV/m	dBuV/m	dB		

Orthogonal Axis:	X
Test Mode:	UNII-1/ TX AC20 Mode 5240MHz_ANT 2

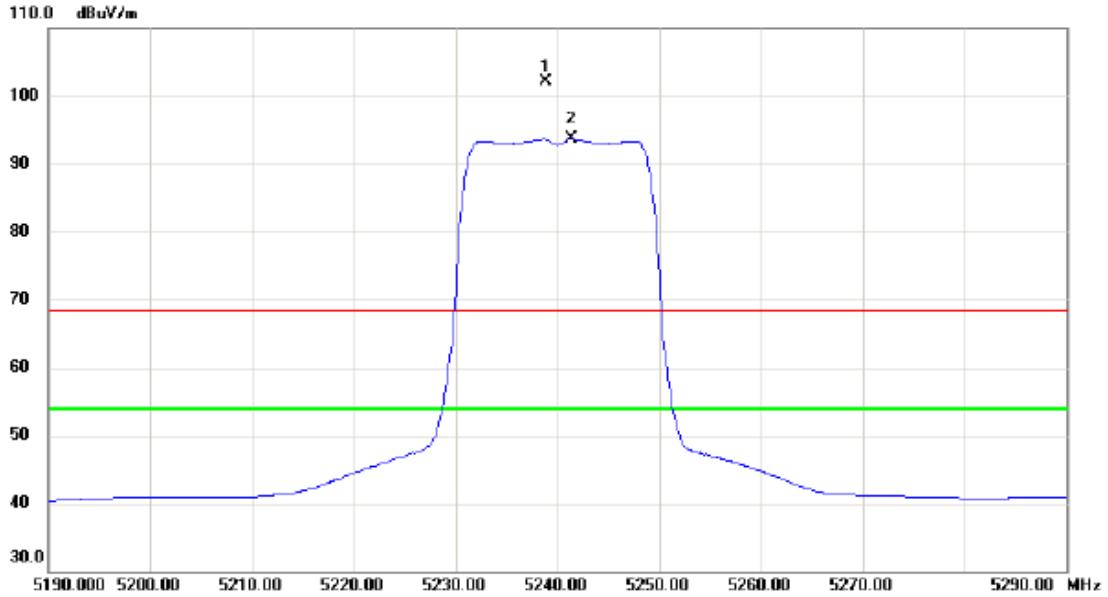
Vertical



No.	Mk.	Freq.	Reading Level	Correct Factor	Measurement	Limit	Margin		
		MHz	dBuV	dB	dBuV/m	dBuV/m	dB	Detector	Comment

Orthogonal Axis:	X
Test Mode:	UNII-1/ TX AC20 Mode 5240MHz_ANT 2

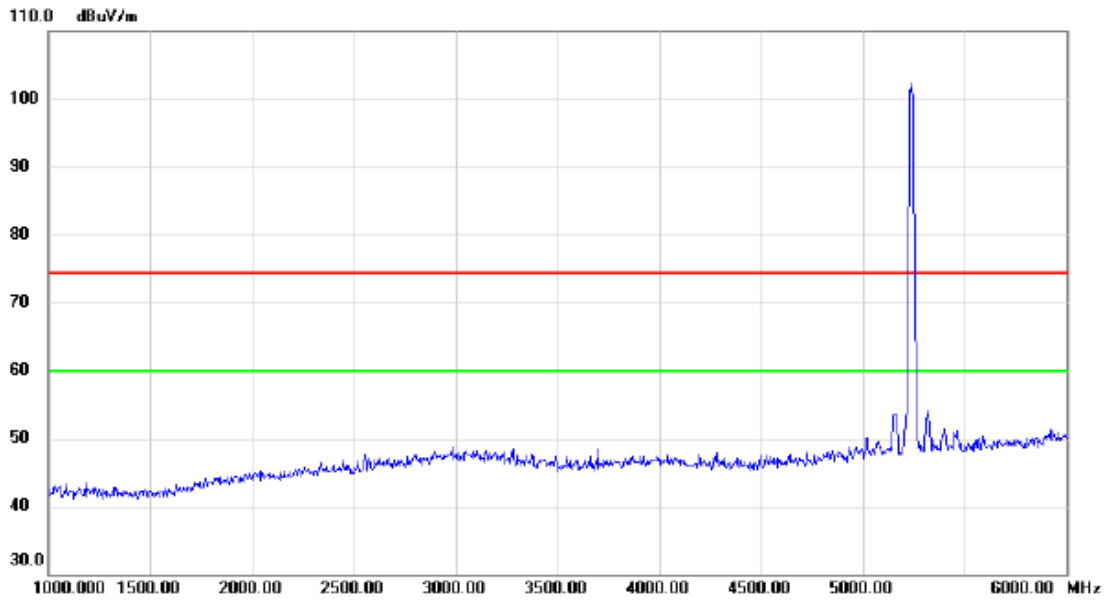
Horizontal



No.	Mk.	Freq. MHz	Reading Level dBuV	Correct Factor dB	Measure- ment dBuV/m	Limit dBuV/m	Margin dB	Detector	Comment
1	X	5238.800	61.27	40.91	102.18	68.30	33.88	peak	No Limit
2	*	5241.400	52.72	40.93	93.65	54.00	39.65	AVG	No Limit

Orthogonal Axis:	X
Test Mode:	UNII-1/ TX AC20 Mode 5240MHz_ANT 2

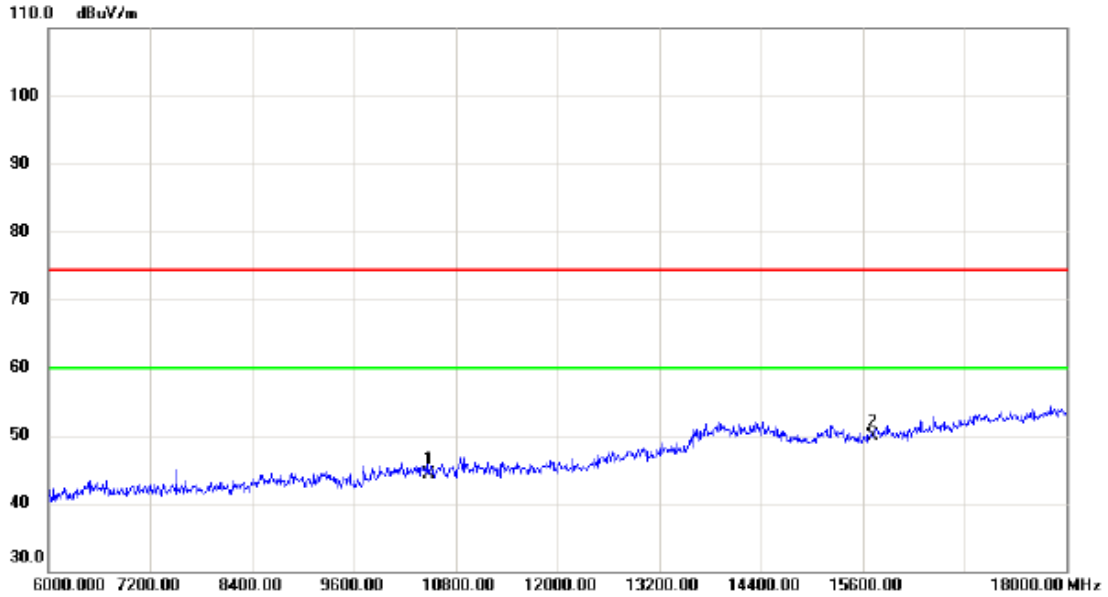
Horizontal



No.	Mk.	Freq.	Reading Level	Correct Factor	Measurement	Limit	Margin	Detector	Comment
		MHz	dBuV	dB	dBuV/m	dBuV/m	dB		
		5240	100		100	74	26		

Orthogonal Axis:	X
Test Mode:	UNII-1/ TX AC20 Mode 5240MHz_ANT 2

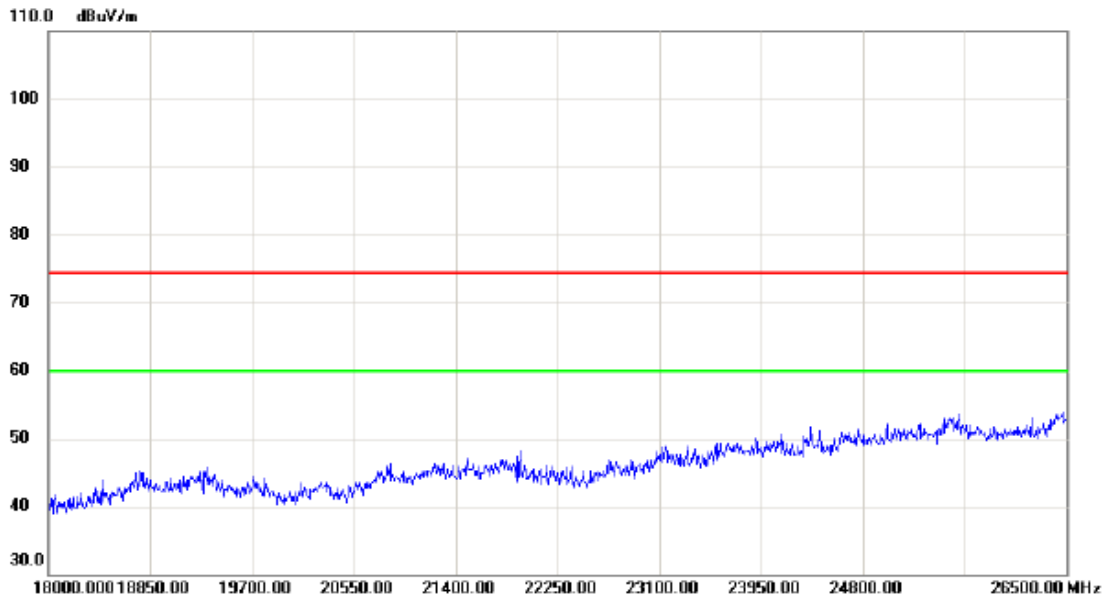
Horizontal



No.	Mk.	Freq. MHz	Reading Level dBuV	Correct Factor dB	Measure- ment dBuV/m	Limit dBuV/m	Margin dB	Detector	Comment
1		10480.000	28.80	15.54	44.34	74.30	-29.96	peak	
2	*	15720.000	31.00	18.87	49.87	74.30	-24.43	peak	

Orthogonal Axis:	X
Test Mode:	UNII-1/ TX AC20 Mode 5240MHz_ANT 2

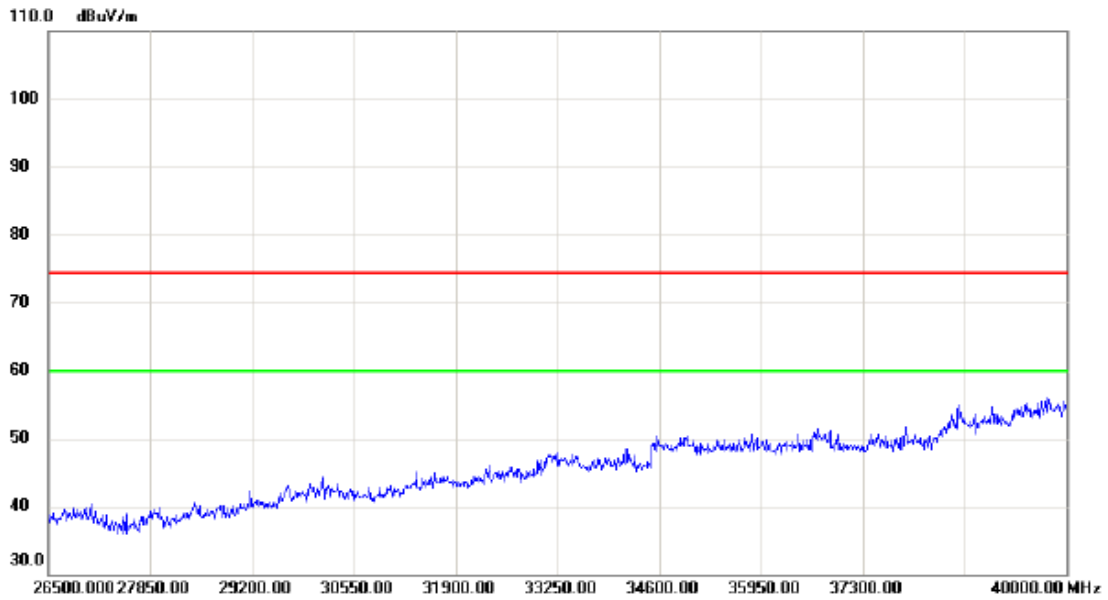
Horizontal



No.	Mk.	Freq.	Reading Level	Correct Factor	Measurement	Limit	Margin	Detector	Comment
		MHz	dBuV	dB	dBuV/m	dBuV/m	dB		
		18000.000	40		40				
		18850.00	45		45				
		19700.00	42		42				
		20550.00	43		43				
		21400.00	45		45				
		22250.00	44		44				
		23100.00	47		47				
		23950.00	48		48				
		24800.00	49		49				
		25650.00	53		53				

Orthogonal Axis:	X
Test Mode:	UNII-1/ TX AC20 Mode 5240MHz_ANT 2

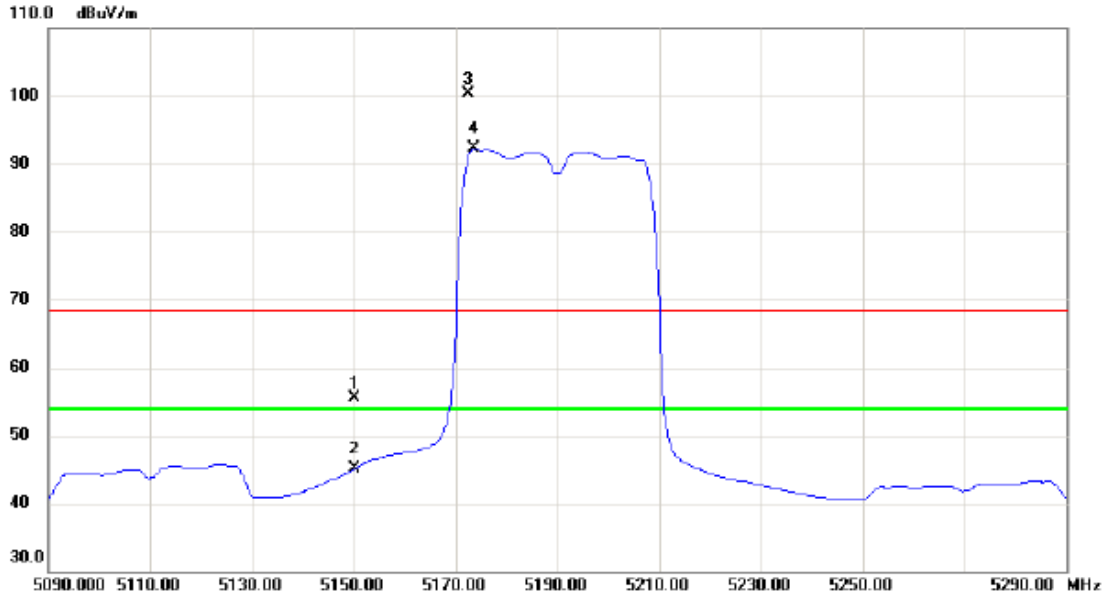
Horizontal



No.	Mk.	Freq.	Reading Level	Correct Factor	Measurement	Limit	Margin	Detector	Comment
		MHz	dBuV	dB	dBuV/m	dBuV/m	dB		

Orthogonal Axis:	X
Test Mode:	UNII-1/ TX AC40 Mode 5190MHz_ANT 2

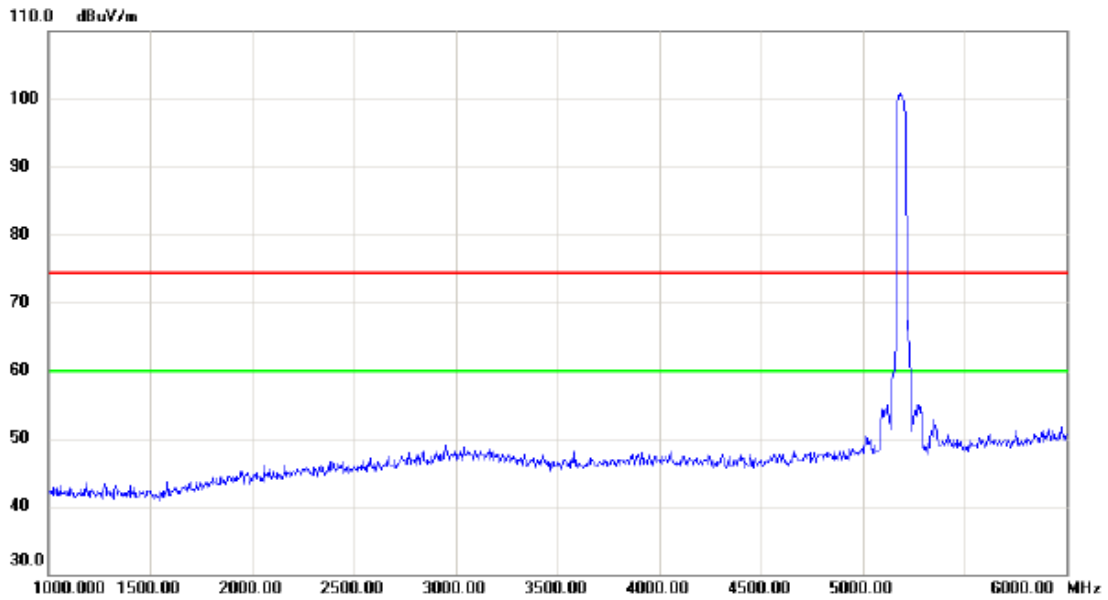
Vertical



No.	Mk.	Freq.	Reading Level	Correct Factor	Measurement	Limit	Margin	Detector	Comment
		MHz	dBuV	dB	dBuV/m	dBuV/m	dB		
1		5150.000	14.96	40.63	55.59	68.30	-12.71	peak	
2		5150.000	4.40	40.63	45.03	54.00	-8.97	AVG	
3	X	5172.600	59.66	40.70	100.36	68.30	32.06	peak	No Limit
4	*	5173.600	51.50	40.71	92.21	54.00	38.21	AVG	No Limit

Orthogonal Axis:	X
Test Mode:	UNII-1/ TX AC40 Mode 5190MHz_ANT 2

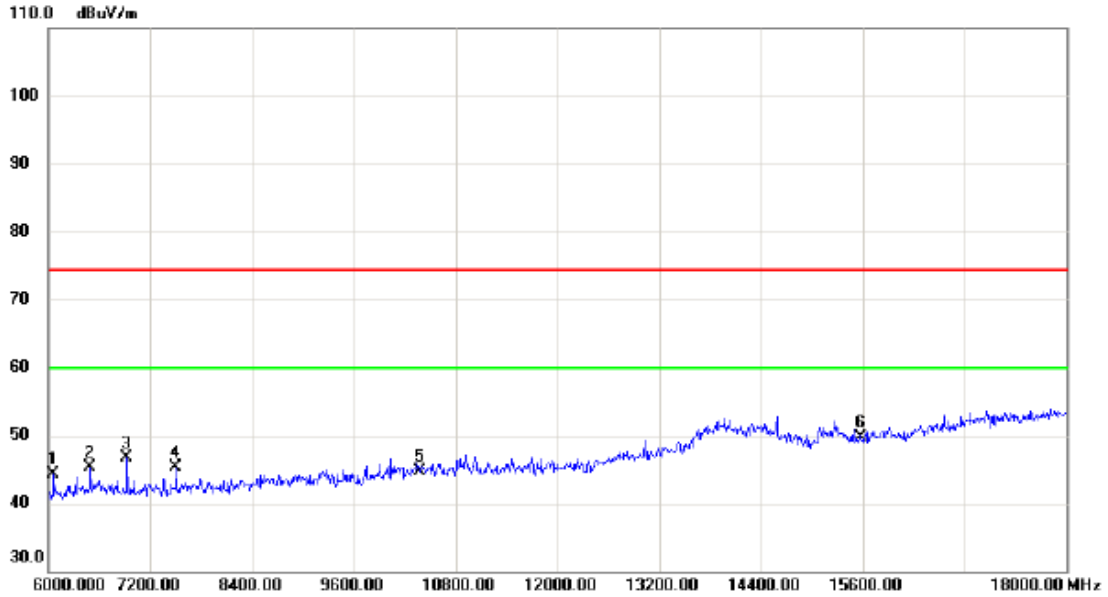
Vertical



No.	Mk.	Freq.	Reading Level	Correct Factor	Measurement	Limit	Margin	Detector	Comment
		MHz	dBuV	dB	dBuV/m	dBuV/m	dB		

Orthogonal Axis:	X
Test Mode:	UNII-1/ TX AC40 Mode 5190MHz_ANT 2

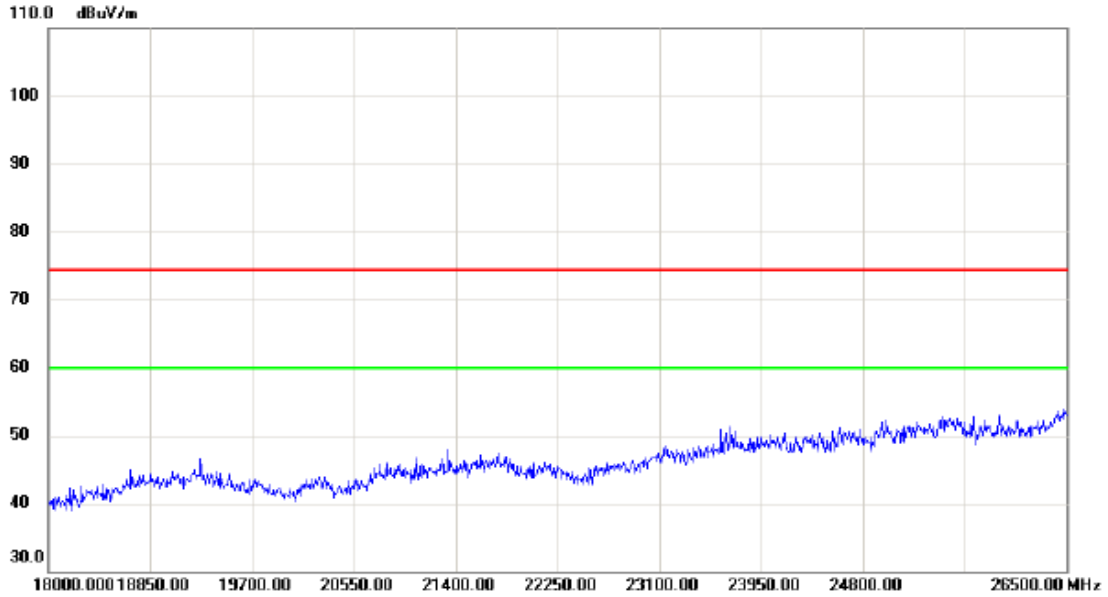
Vertical



No.	Mk.	Freq. MHz	Reading Level dBuV	Correct Factor dB	Measure- ment dBuV/m	Limit dBuV/m	Margin dB	Detector	Comment
1		6060.000	35.00	9.27	44.27	74.30	-30.03	peak	
2		6492.000	34.49	10.86	45.35	74.30	-28.95	peak	
3		6924.000	36.01	10.69	46.70	74.30	-27.60	peak	
4		7500.000	33.46	11.76	45.22	74.30	-29.08	peak	
5		10380.000	29.34	15.29	44.63	74.30	-29.67	peak	
6	*	15570.000	30.74	18.87	49.61	74.30	-24.69	peak	

Orthogonal Axis:	X
Test Mode:	UNII-1/ TX AC40 Mode 5190MHz_ANT 2

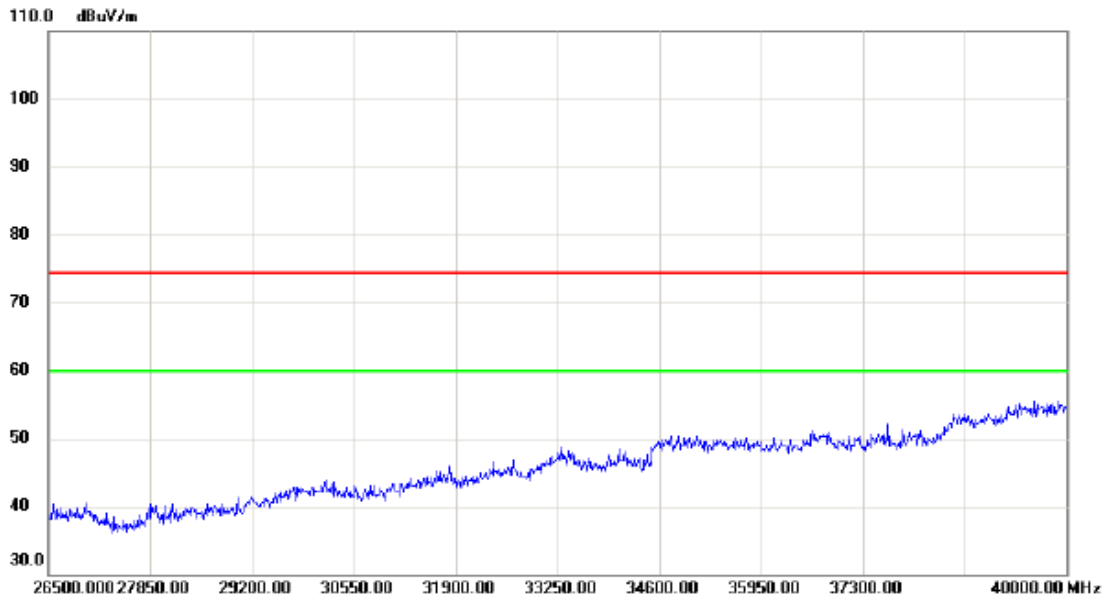
Vertical



No.	Mk.	Freq.	Reading Level	Correct Factor	Measurement	Limit	Margin	Detector	Comment
		MHz	dBuV	dB	dBuV/m	dBuV/m	dB		

Orthogonal Axis:	X
Test Mode:	UNII-1/ TX AC40 Mode 5190MHz_ANT 2

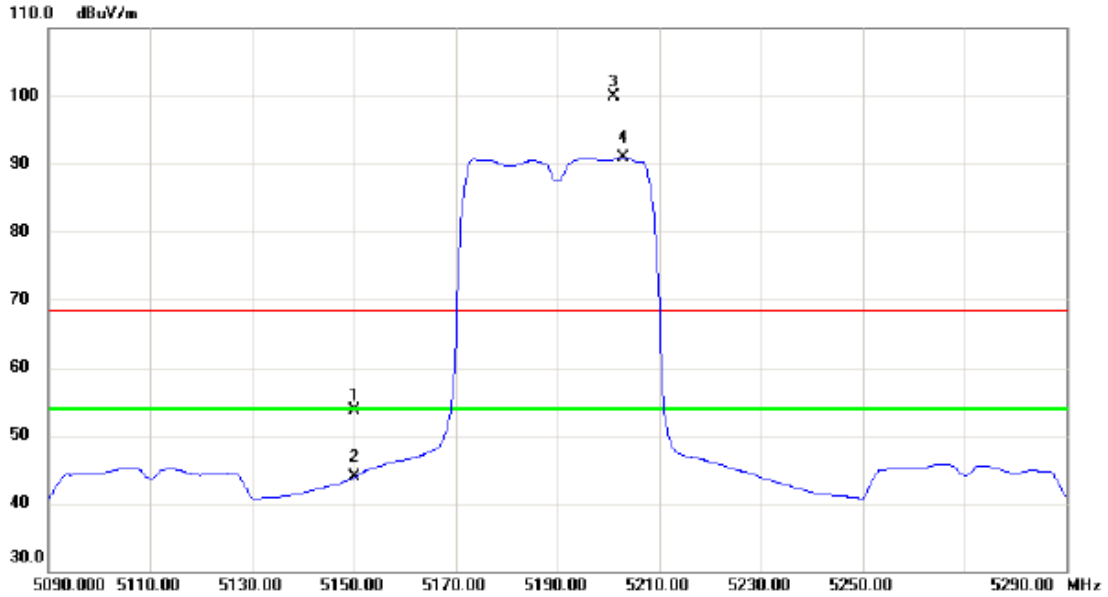
Vertical



No.	Mk.	Freq.	Reading Level	Correct Factor	Measurement	Limit	Margin	Detector	Comment
		MHz	dBuV	dB	dBuV/m	dBuV/m	dB		
		26500.000	38		38				
		27850.00	35		35				
		29200.00	40		40				
		30550.00	42		42				
		31900.00	45		45				
		33250.00	48		48				
		34600.00	50		50				
		35950.00	50		50				
		37300.00	52		52				
		40000.00	55		55				

Orthogonal Axis:	X
Test Mode:	UNII-1/ TX AC40 Mode 5190MHz_ANT 2

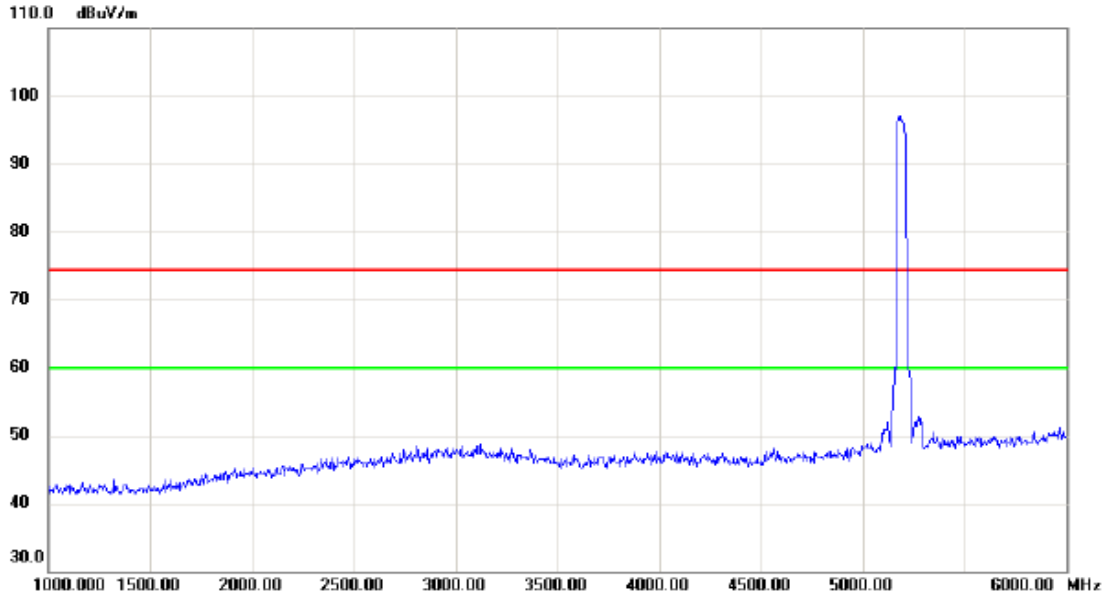
Horizontal



No.	Mk.	Freq. MHz	Reading Level dBuV	Correct Factor dB	Measure- ment dBuV/m	Limit dBuV/m	Margin dB	Detector	Comment
1		5150.000	13.14	40.63	53.77	68.30	-14.53	peak	
2		5150.000	3.19	40.63	43.82	54.00	-10.18	AVG	
3	X	5201.000	59.19	40.79	99.98	68.30	31.68	peak	No Limit
4	*	5202.800	50.16	40.80	90.96	54.00	36.96	AVG	No Limit

Orthogonal Axis:	X
Test Mode:	UNII-1/ TX AC40 Mode 5190MHz_ANT 2

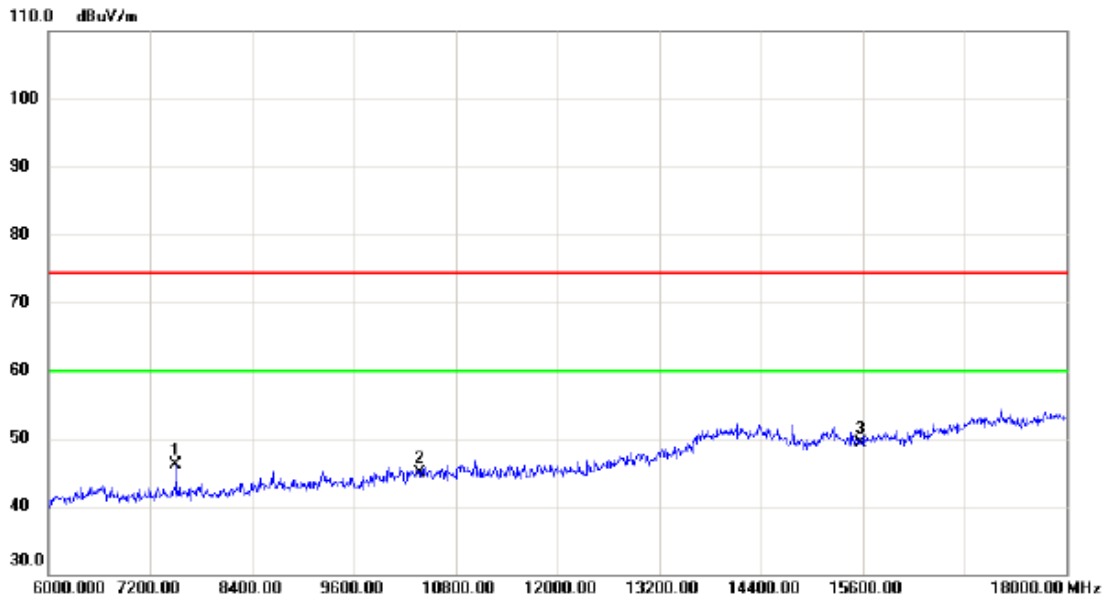
Horizontal



No.	Mk.	Freq.	Reading Level	Correct Factor	Measurement	Limit	Margin	Detector	Comment
		MHz	dBuV	dB	dBuV/m	dBuV/m	dB		
		5190.00	95.0	0.0	95.0	75.0	20.0		

Orthogonal Axis:	X
Test Mode:	UNII-1/ TX AC40 Mode 5190MHz_ANT 2

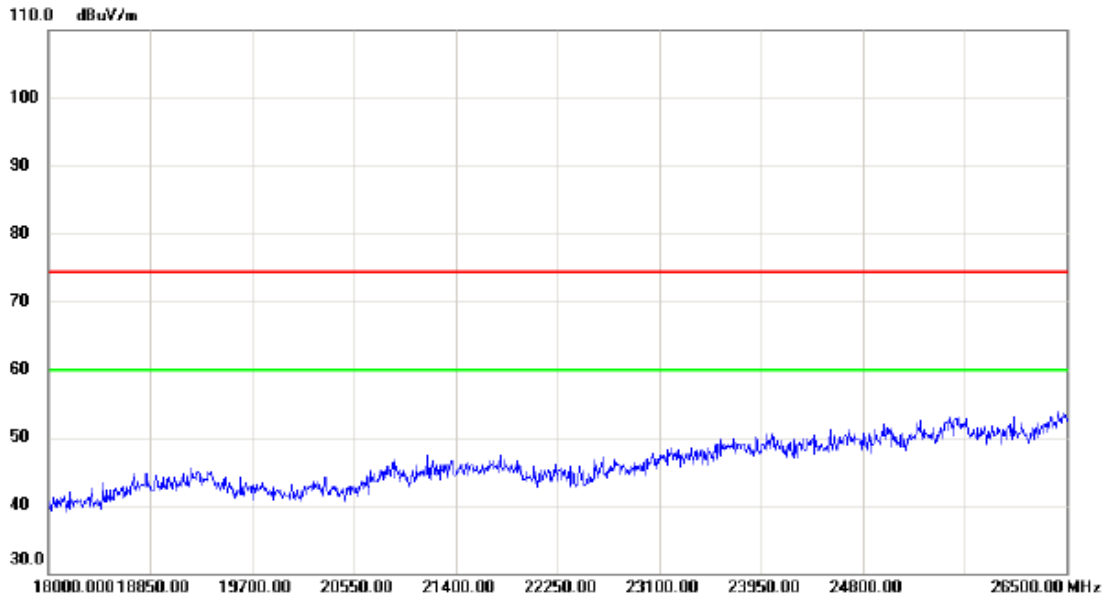
Horizontal



No.	Mk.	Freq. MHz	Reading Level dBuV	Correct Factor dB	Measure- ment dBuV/m	Limit dBuV/m	Margin dB	Detector	Comment
1		7500.000	34.42	11.76	46.18	74.30	-28.12	peak	
2		10380.000	29.68	15.29	44.97	74.30	-29.33	peak	
3	*	15570.000	30.47	18.87	49.34	74.30	-24.96	peak	

Orthogonal Axis:	X
Test Mode:	UNII-1/ TX AC40 Mode 5190MHz_ANT 2

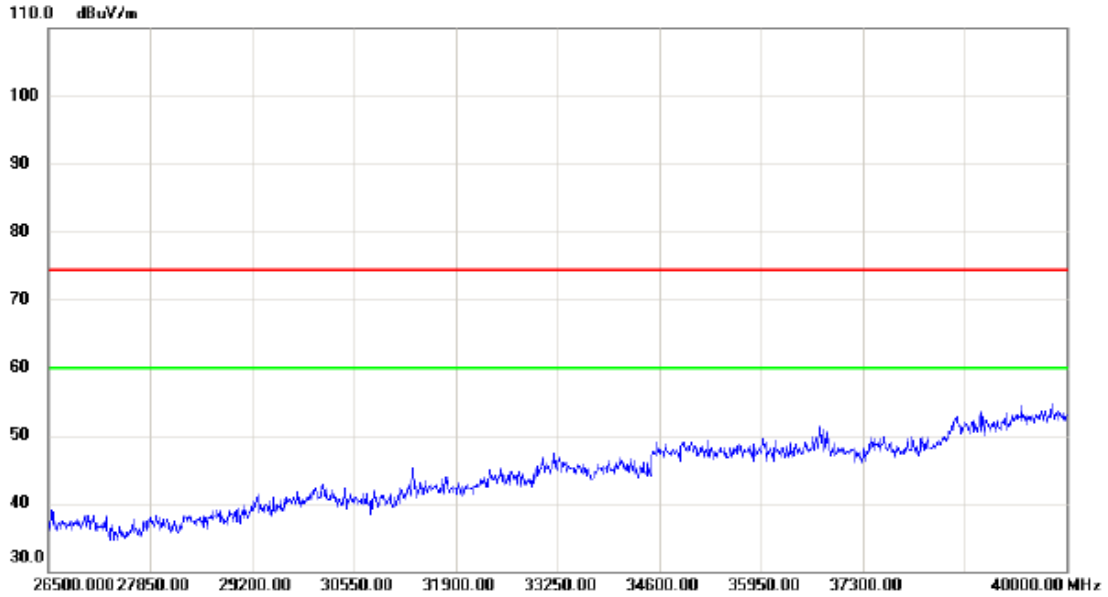
Horizontal



No.	Mk.	Freq.	Reading Level	Correct Factor	Measurement	Limit	Margin	Detector	Comment
		MHz	dBuV	dB	dBuV/m	dBuV/m	dB		

Orthogonal Axis:	X
Test Mode:	UNII-1/ TX AC40 Mode 5190MHz_ANT 2

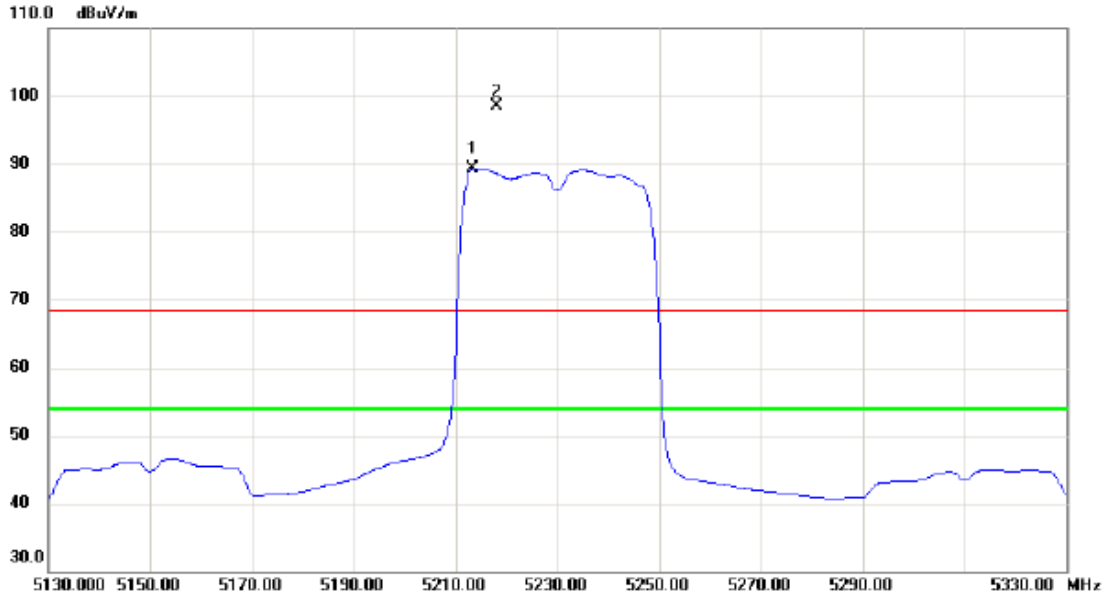
Horizontal



No.	Mk.	Freq.	Reading Level	Correct Factor	Measurement	Limit	Margin	Detector	Comment
		MHz	dBuV	dB	dBuV/m	dBuV/m	dB		

Orthogonal Axis:	X
Test Mode:	UNII-1/ TX AC40 Mode 5230MHz_ANT 2

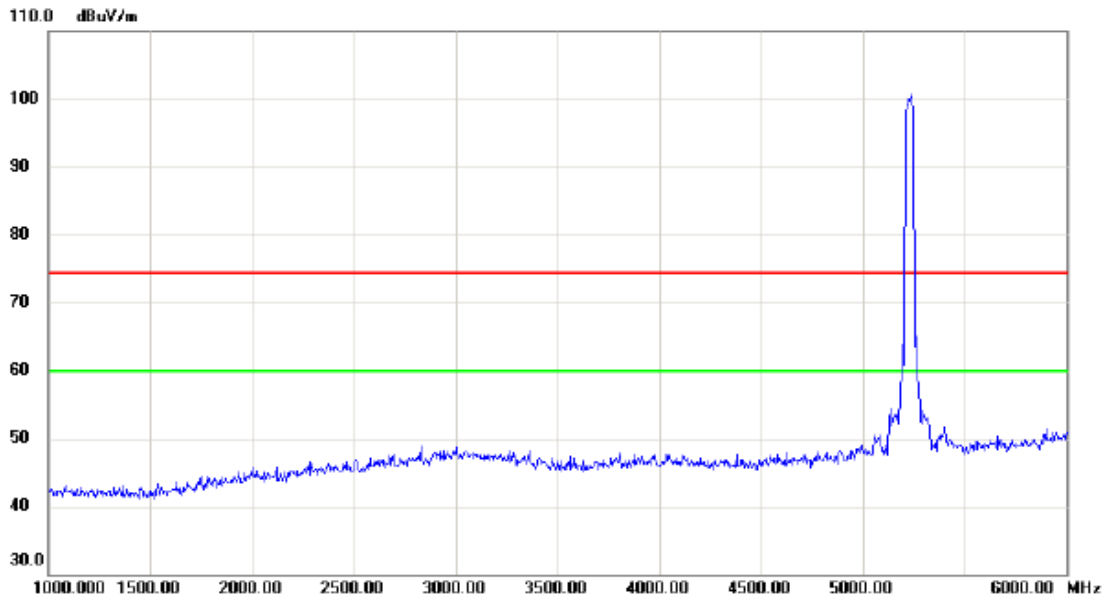
Vertical



No.	Mk.	Freq. MHz	Reading Level dBuV	Correct Factor dB	Measure- ment dBuV/m	Limit dBuV/m	Margin dB	Detector	Comment
1	*	5213.400	48.55	40.83	89.38	54.00	35.38	AVG	No Limit
2	X	5218.000	57.73	40.85	98.58	68.30	30.28	peak	No Limit

Orthogonal Axis:	X
Test Mode:	UNII-1/ TX AC40 Mode 5230MHz_ANT 2

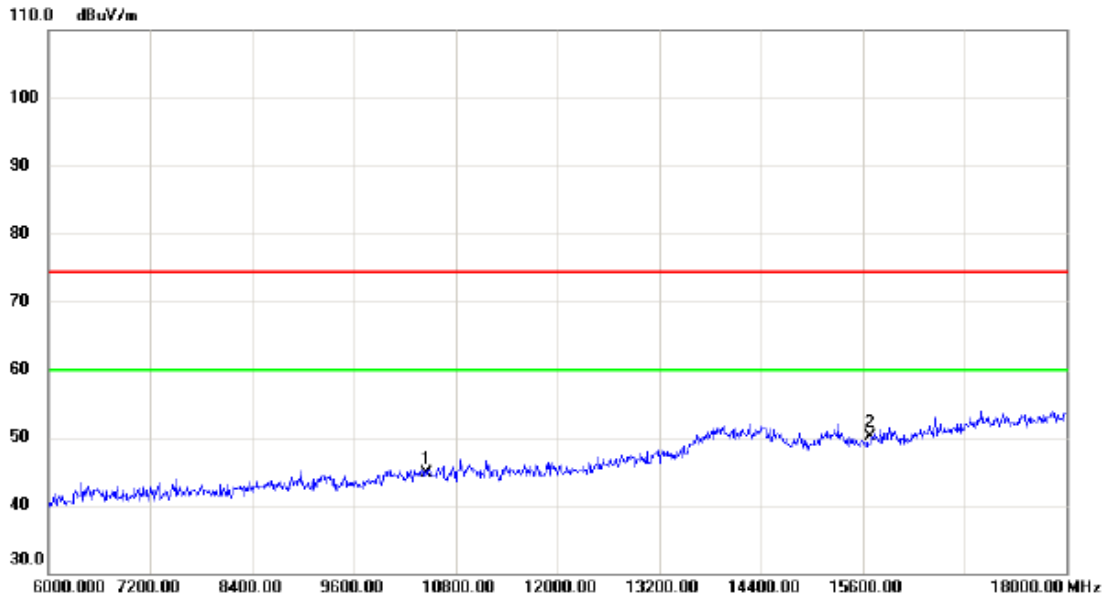
Vertical



No.	Mk.	Freq.	Reading Level	Correct Factor	Measurement	Limit	Margin	Detector	Comment
		MHz	dBuV	dB	dBuV/m	dBuV/m	dB		
		5230	100		100	75	25		

Orthogonal Axis:	X
Test Mode:	UNII-1/ TX AC40 Mode 5230MHz_ANT 2

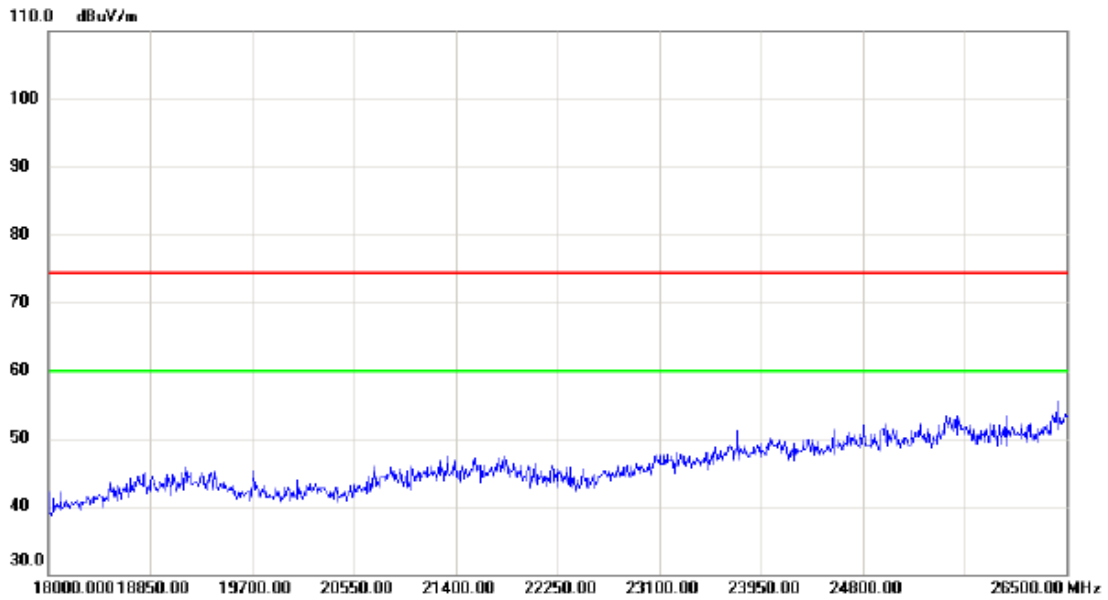
Vertical



No.	Mk.	Freq. MHz	Reading Level dBuV	Correct Factor dB	Measure- ment dBuV/m	Limit dBuV/m	Margin dB	Detector	Comment
1		10460.000	29.21	15.49	44.70	74.30	-29.60	peak	
2	*	15690.000	31.20	18.88	50.08	74.30	-24.22	peak	

Orthogonal Axis:	X
Test Mode:	UNII-1/ TX AC40 Mode 5230MHz_ANT 2

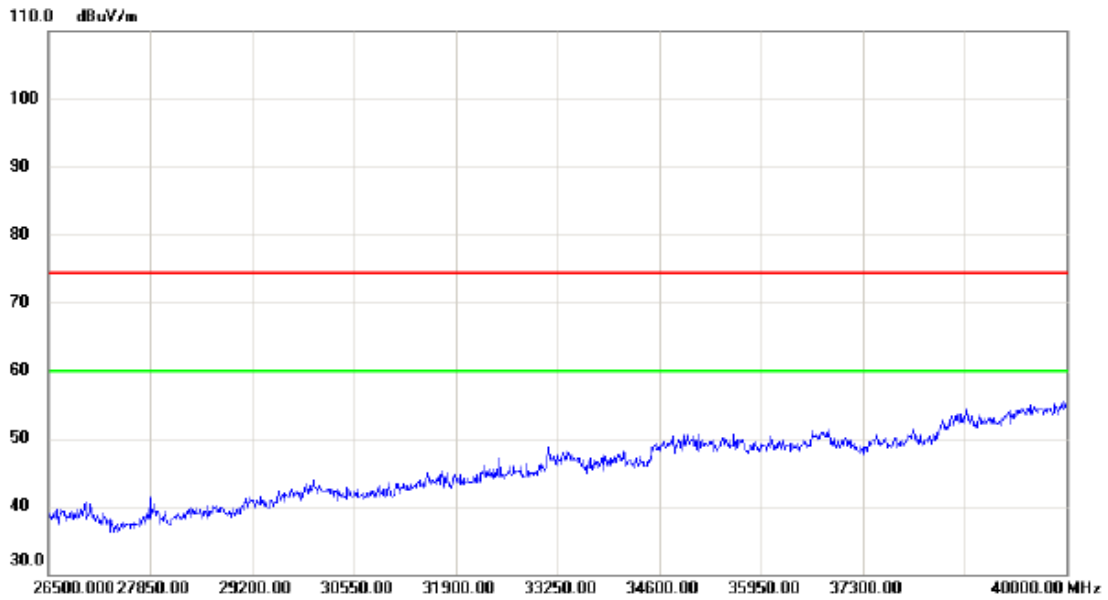
Vertical



No.	Mk.	Freq.	Reading Level	Correct Factor	Measurement	Limit	Margin	Detector	Comment
		MHz	dBuV	dB	dBuV/m	dBuV/m	dB		

Orthogonal Axis:	X
Test Mode:	UNII-1/ TX AC40 Mode 5230MHz_ANT 2

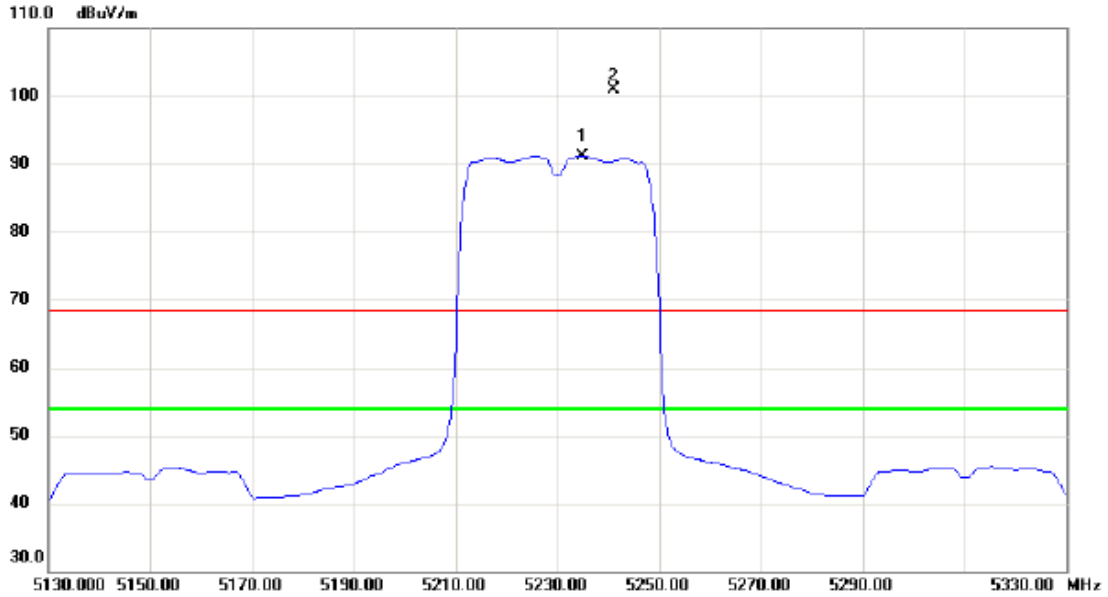
Vertical



No.	Mk.	Freq.	Reading Level	Correct Factor	Measurement	Limit	Margin	Detector	Comment
		MHz	dBuV	dB	dBuV/m	dBuV/m	dB		

Orthogonal Axis:	X
Test Mode:	UNII-1/ TX AC40 Mode 5230MHz_ANT 2

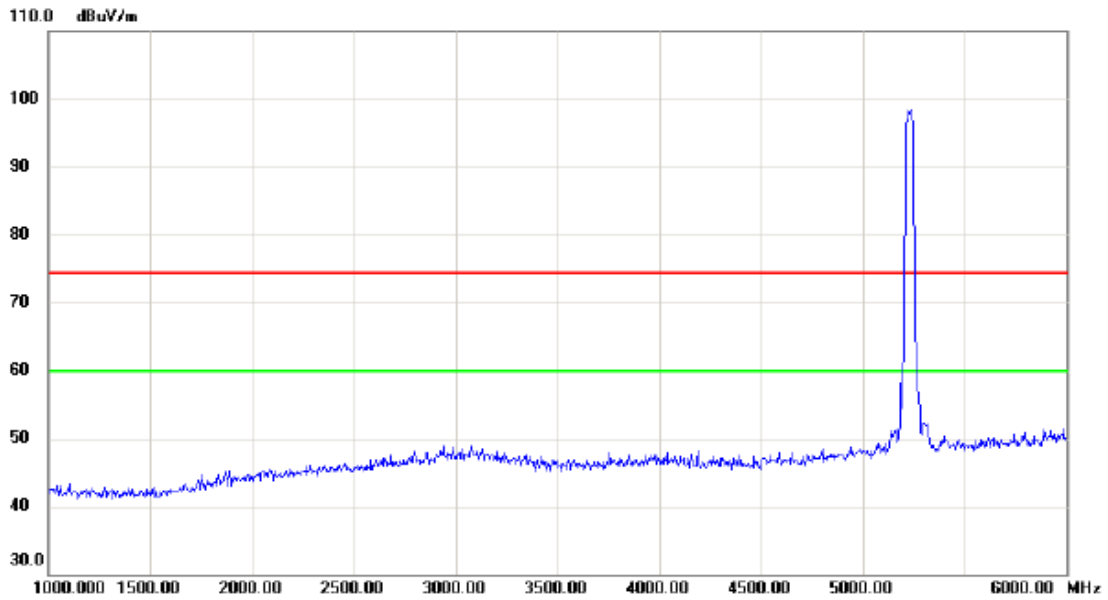
Horizontal



No.	Mk.	Freq. MHz	Reading Level dBuV	Correct Factor dB	Measure- ment dBuV/m	Limit dBuV/m	Margin dB	Detector	Comment
1	*	5234.800	50.21	40.90	91.11	54.00	37.11	AVG	No Limit
2	X	5241.200	59.90	40.93	100.83	68.30	32.53	peak	No Limit

Orthogonal Axis:	X
Test Mode:	UNII-1/ TX AC40 Mode 5230MHz_ANT 2

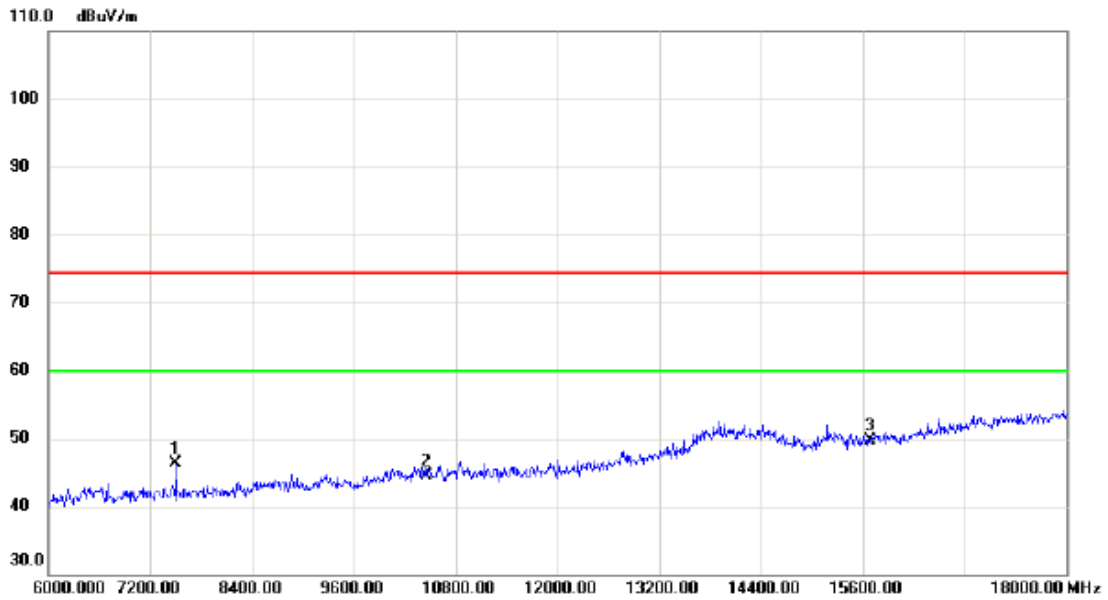
Horizontal



No.	Mk.	Freq.	Reading Level	Correct Factor	Measurement	Limit	Margin	Detector	Comment
		MHz	dBuV	dB	dBuV/m	dBuV/m	dB		
		5230	98		98	74	24		

Orthogonal Axis:	X
Test Mode:	UNII-1/ TX AC40 Mode 5230MHz_ANT 2

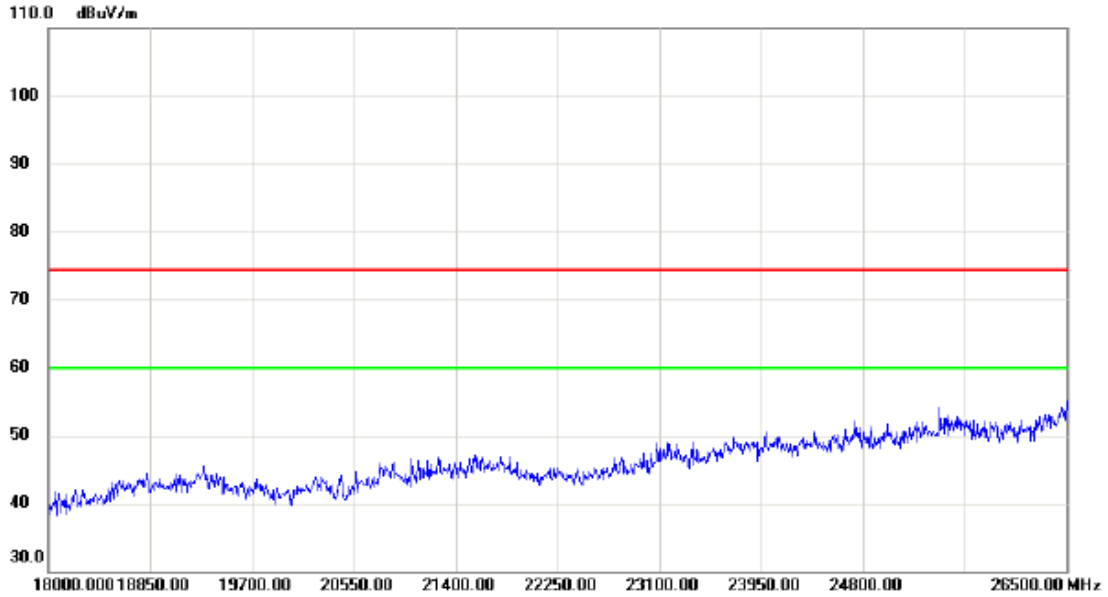
Horizontal



No.	Mk.	Freq. MHz	Reading Level dBuV	Correct Factor dB	Measure- ment dBuV/m	Limit dBuV/m	Margin dB	Detector	Comment
1		7500.000	34.50	11.76	46.26	74.30	-28.04	peak	
2		10460.000	28.96	15.49	44.45	74.30	-29.85	peak	
3	*	15690.000	30.80	18.88	49.68	74.30	-24.62	peak	

Orthogonal Axis:	X
Test Mode:	UNII-1/ TX AC40 Mode 5230MHz_ANT 2

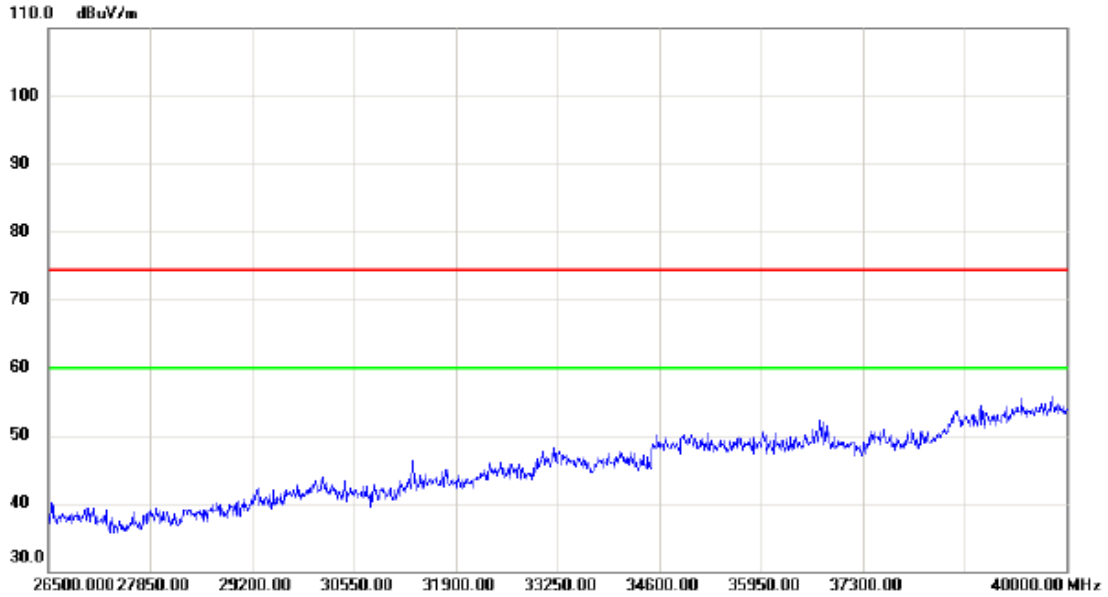
Horizontal



No.	Mk.	Freq.	Reading Level	Correct Factor	Measurement	Limit	Margin	Detector	Comment
		MHz	dBuV	dB	dBuV/m	dBuV/m	dB		

Orthogonal Axis:	X
Test Mode:	UNII-1/ TX AC40 Mode 5230MHz_ANT 2

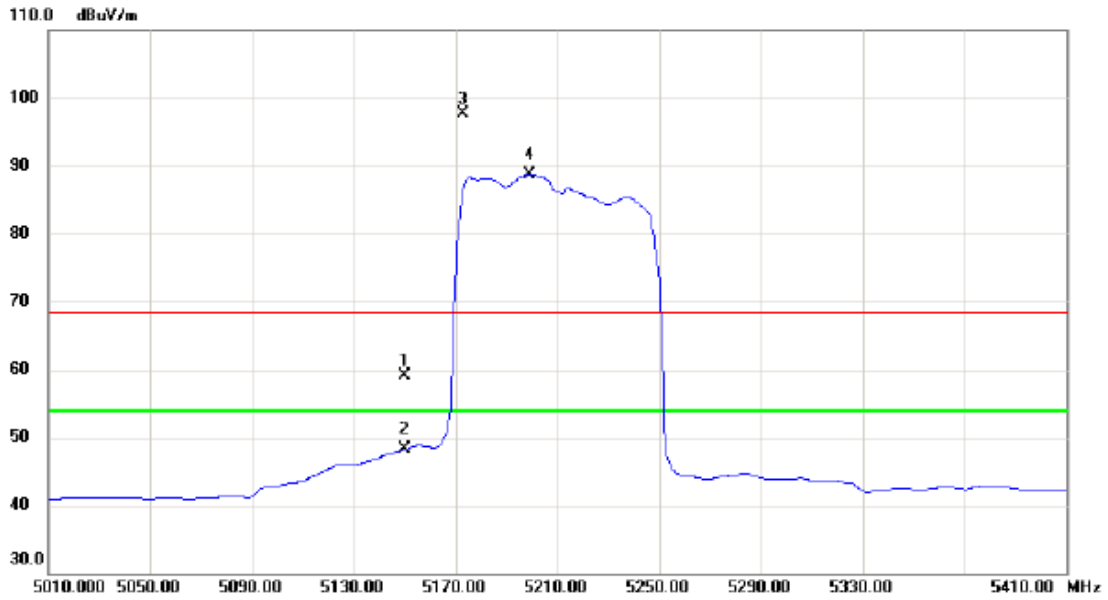
Horizontal



No.	Mk.	Freq.	Reading Level	Correct Factor	Measurement	Limit	Margin	Detector	Comment
		MHz	dBuV	dB	dBuV/m	dBuV/m	dB		
		26500.000	~38		~38				
		27850.00	~38		~38				
		29200.00	~40		~40				
		30550.00	~42		~42				
		31900.00	~45		~45				
		33250.00	~48		~48				
		34600.00	~48		~48				
		35950.00	~48		~48				
		37300.00	~50		~50				
		40000.00	~55		~55				

Orthogonal Axis:	X
Test Mode:	UNII-1/ TX AC80 Mode 5210MHz_ANT 2

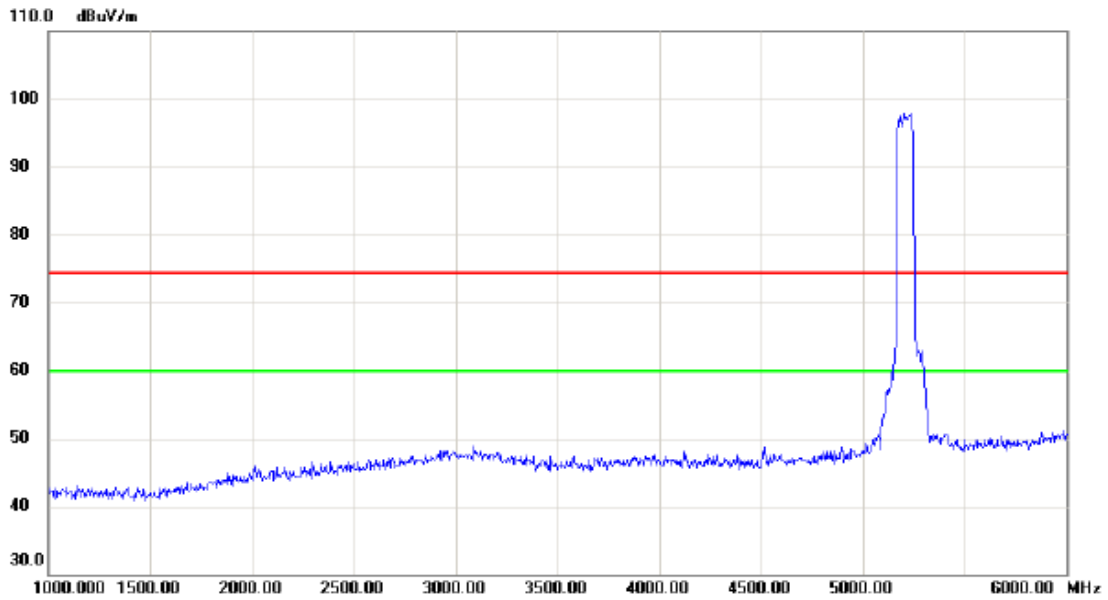
Vertical



No.	Mk.	Freq. MHz	Reading Level dBuV	Correct Factor dB	Measure- ment dBuV/m	Limit dBuV/m	Margin dB	Detector	Comment
1		5150.000	18.43	40.63	59.06	68.30	-9.24	peak	
2		5150.000	7.58	40.63	48.21	54.00	-5.79	AVG	
3	X	5172.800	56.93	40.70	97.63	68.30	29.33	peak	No Limit
4	*	5199.200	47.95	40.79	88.74	54.00	34.74	AVG	No Limit

Orthogonal Axis:	X
Test Mode:	UNII-1/ TX AC80 Mode 5210MHz_ANT 2

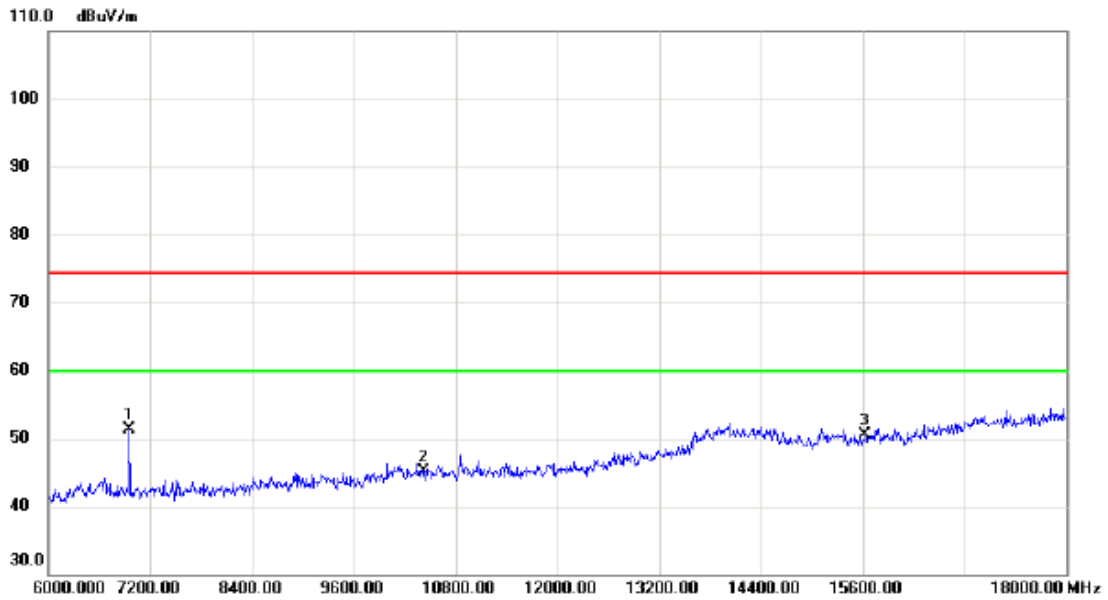
Vertical



No.	Mk.	Freq.	Reading Level	Correct Factor	Measurement	Limit	Margin	Detector	Comment
		MHz	dBuV	dB	dBuV/m	dBuV/m	dB		
		5210	98		98	75	23		

Orthogonal Axis:	X
Test Mode:	UNII-1/ TX AC80 Mode 5210MHz_ANT 2

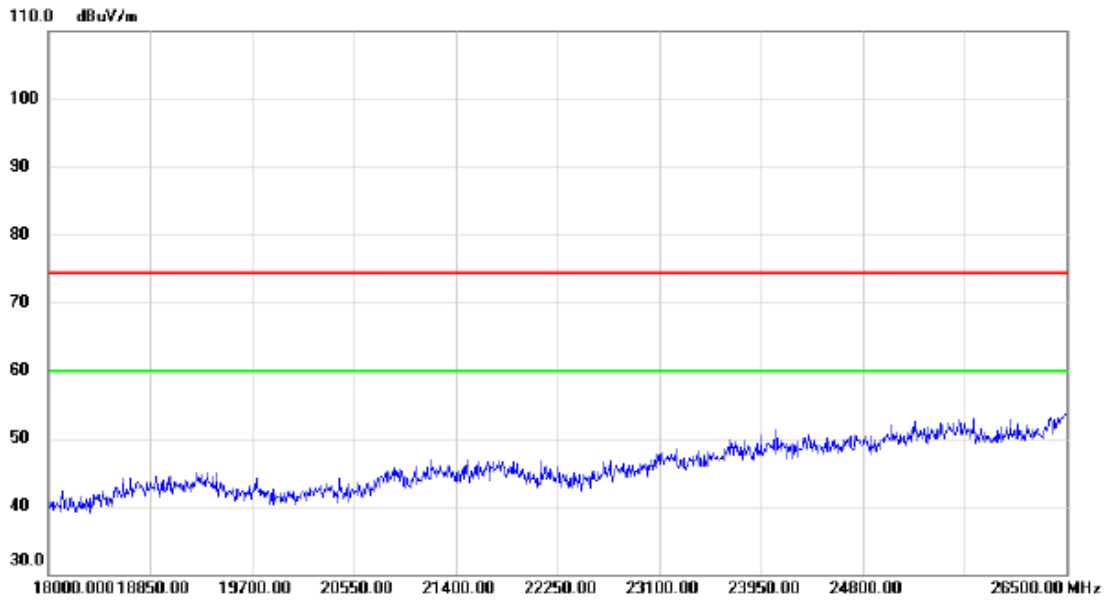
Vertical



No.	Mk.	Freq. MHz	Reading Level dBuV	Correct Factor dB	Measure- ment dBuV/m	Limit dBuV/m	Margin dB	Detector	Comment
1	*	6948.000	40.70	10.68	51.38	74.30	-22.92	peak	
2		10420.000	29.73	15.39	45.12	74.30	-29.18	peak	
3		15630.000	31.73	18.87	50.60	74.30	-23.70	peak	

Orthogonal Axis:	X
Test Mode:	UNII-1/ TX AC80 Mode 5210MHz_ANT 2

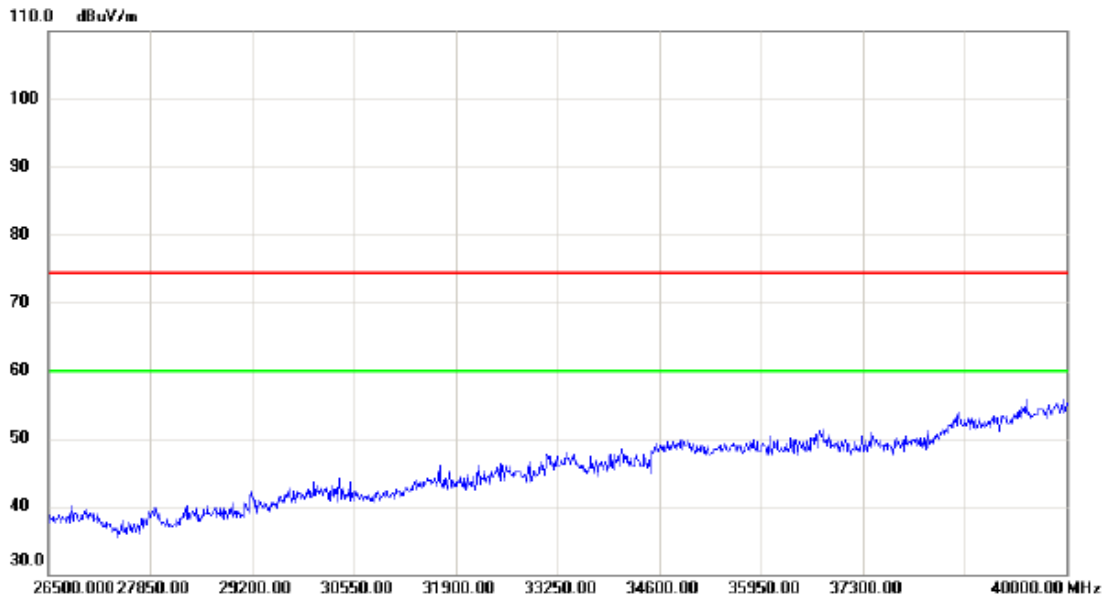
Vertical



No.	Mk.	Freq.	Reading Level	Correct Factor	Measurement	Limit	Margin	Detector	Comment
		MHz	dBuV	dB	dBuV/m	dBuV/m	dB		

Orthogonal Axis:	X
Test Mode:	UNII-1/ TX AC80 Mode 5210MHz_ANT 2

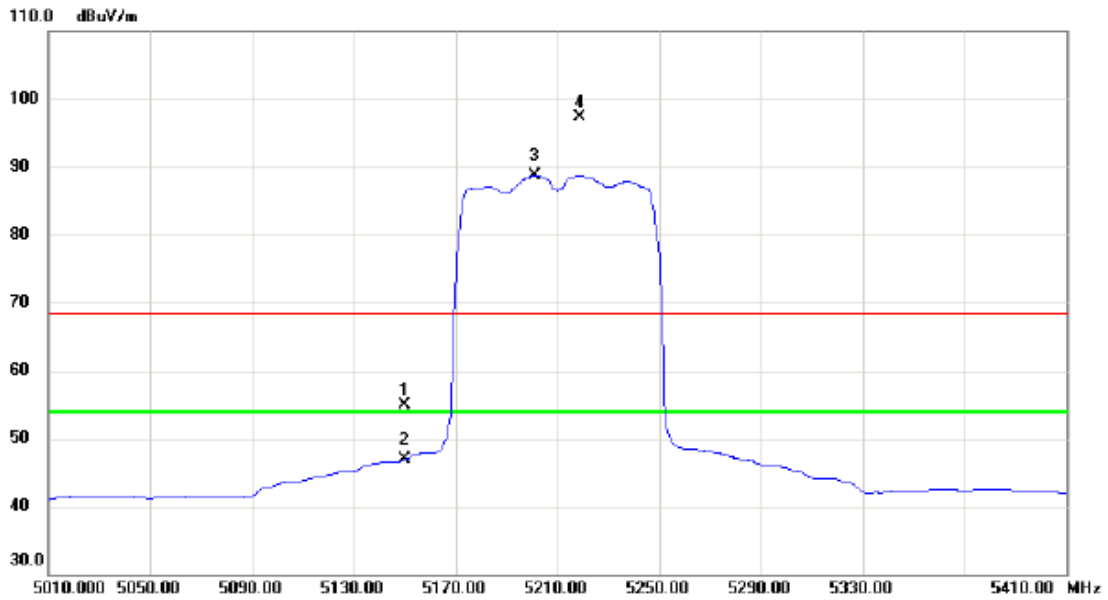
Vertical



No.	Mk.	Freq.	Reading Level	Correct Factor	Measurement	Limit	Margin	Detector	Comment
		MHz	dBuV	dB	dBuV/m	dBuV/m	dB		
		26500.000	~38		~38	~75	~37		
		27850.00	~35		~35	~75	~40		
		29200.00	~40		~40	~75	~35		
		30550.00	~42		~42	~75	~33		
		31900.00	~45		~45	~75	~30		
		33250.00	~48		~48	~75	~27		
		34600.00	~48		~48	~75	~27		
		35950.00	~48		~48	~75	~27		
		37300.00	~50		~50	~75	~25		
		40000.00	~55		~55	~75	~20		

Orthogonal Axis:	X
Test Mode:	UNII-1/ TX AC80 Mode 5210MHz_ANT 2

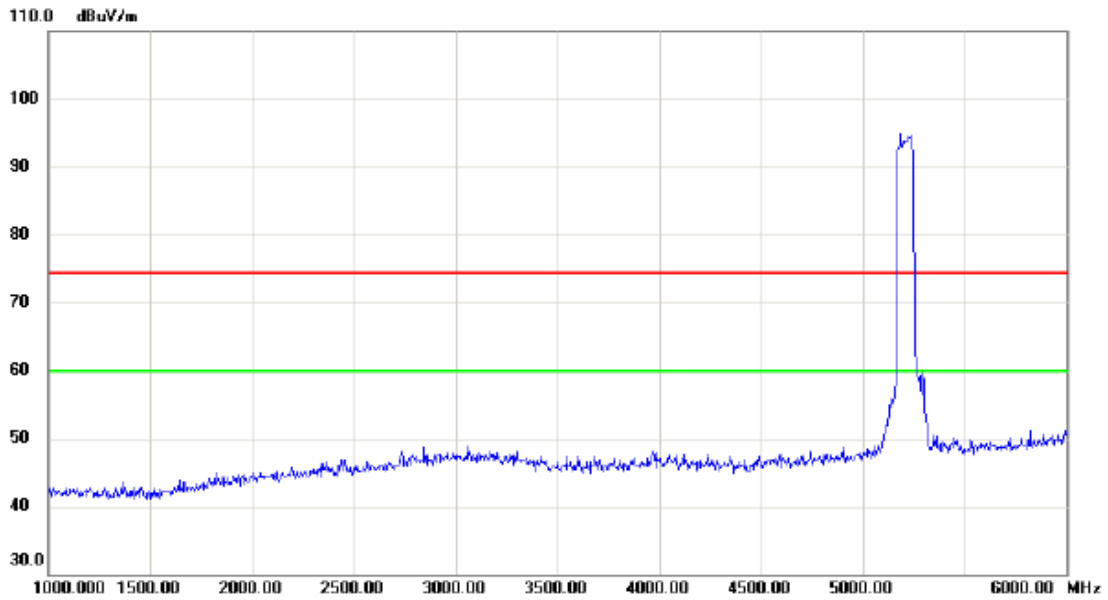
Horizontal



No.	Mk.	Freq. MHz	Reading Level dBuV	Correct Factor dB	Measure- ment dBuV/m	Limit dBuV/m	Margin dB	Detector	Comment
1		5150.000	14.23	40.63	54.86	68.30	-13.44	peak	
2		5150.000	6.18	40.63	46.81	54.00	-7.19	AVG	
3	*	5201.200	47.95	40.79	88.74	54.00	34.74	AVG	No Limit
4	X	5218.800	56.53	40.86	97.39	68.30	29.09	peak	No Limit

Orthogonal Axis:	X
Test Mode:	UNII-1/ TX AC80 Mode 5210MHz_ANT 2

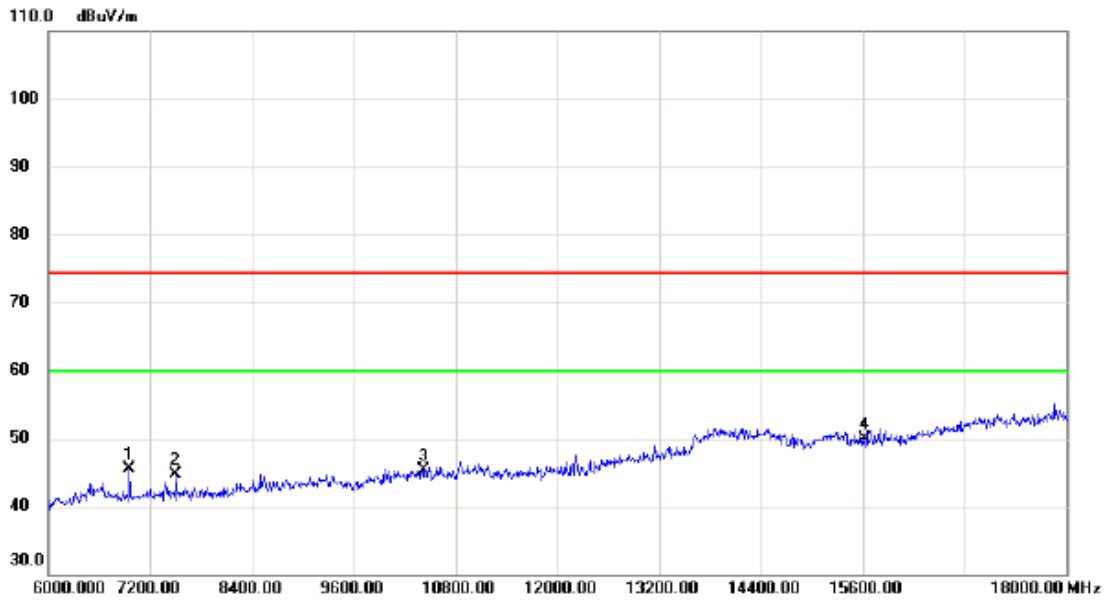
Horizontal



No.	Mk.	Freq.	Reading Level	Correct Factor	Measurement	Limit	Margin	Detector	Comment
		MHz	dBuV	dB	dBuV/m	dBuV/m	dB		
		5210	95		95	75	20		

Orthogonal Axis:	X
Test Mode:	UNII-1/ TX AC80 Mode 5210MHz_ANT 2

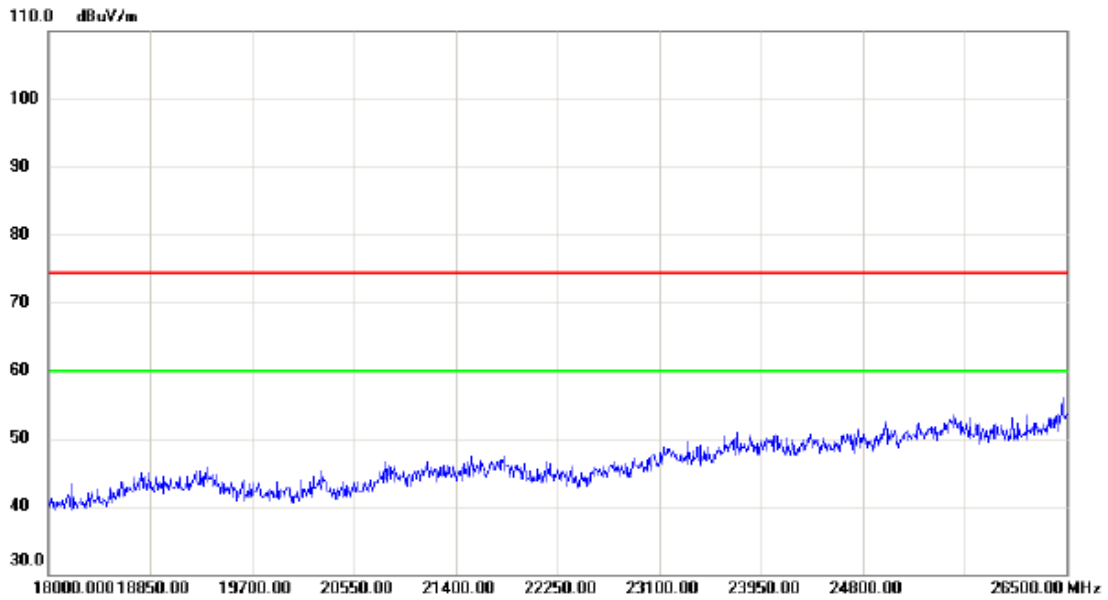
Horizontal



No.	Mk.	Freq. MHz	Reading Level dBuV	Correct Factor dB	Measure- ment dBuV/m	Limit dBuV/m	Margin dB	Detector	Comment
1		6948.000	34.82	10.68	45.50	74.30	-28.80	peak	
2		7500.000	32.89	11.76	44.65	74.30	-29.65	peak	
3		10420.000	29.95	15.39	45.34	74.30	-28.96	peak	
4	*	15630.000	31.05	18.87	49.92	74.30	-24.38	peak	

Orthogonal Axis:	X
Test Mode:	UNII-1/ TX AC80 Mode 5210MHz_ANT 2

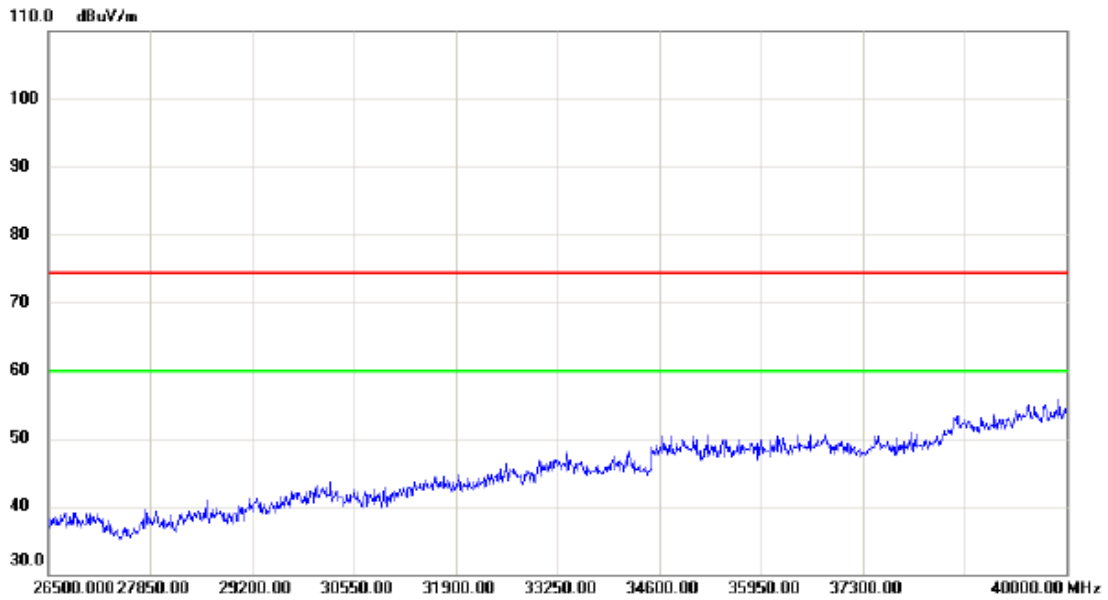
Horizontal



No.	Mk.	Freq.	Reading Level	Correct Factor	Measurement	Limit	Margin	Detector	Comment
		MHz	dBuV	dB	dBuV/m	dBuV/m	dB		

Orthogonal Axis:	X
Test Mode:	UNII-1/ TX AC80 Mode 5210MHz_ANT 2

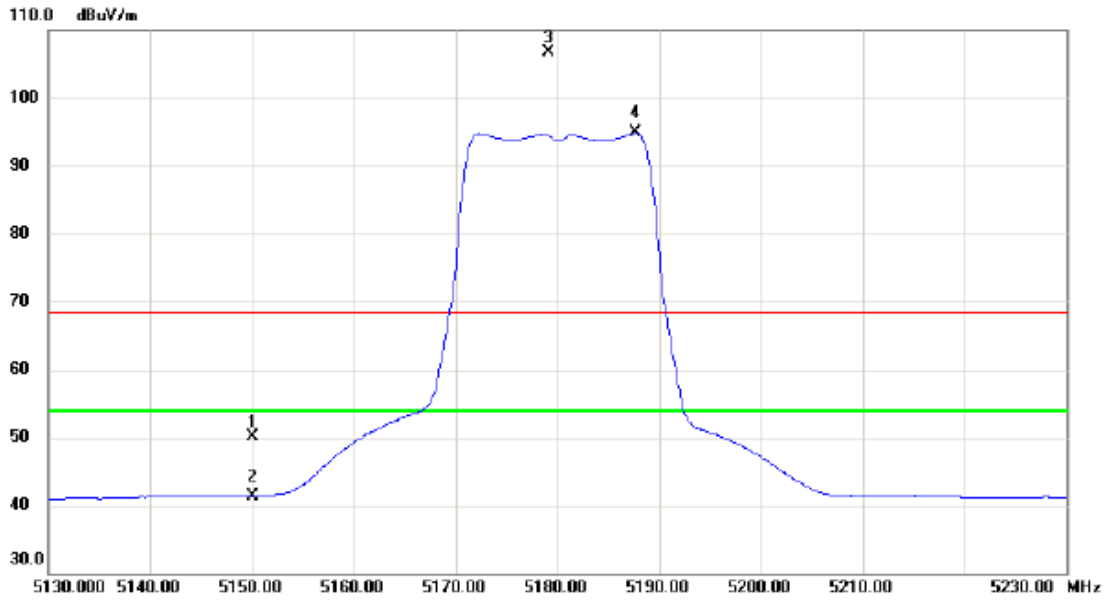
Horizontal



No.	Mk.	Freq.	Reading Level	Correct Factor	Measurement	Limit	Margin	Detector	Comment
		MHz	dBuV	dB	dBuV/m	dBuV/m	dB		
		26500.000	38		38	75	37		
		27850.00	35		35	75	40		
		29200.00	40		40	75	35		
		30550.00	42		42	75	33		
		31900.00	43		43	75	32		
		33250.00	45		45	75	30		
		34600.00	48		48	75	27		
		35950.00	48		48	75	27		
		37300.00	48		48	75	27		
		40000.00	55		55	75	20		

Orthogonal Axis:	X
Test Mode:	UNII-1/ TX N20 Mode 5180MHz_MIMO

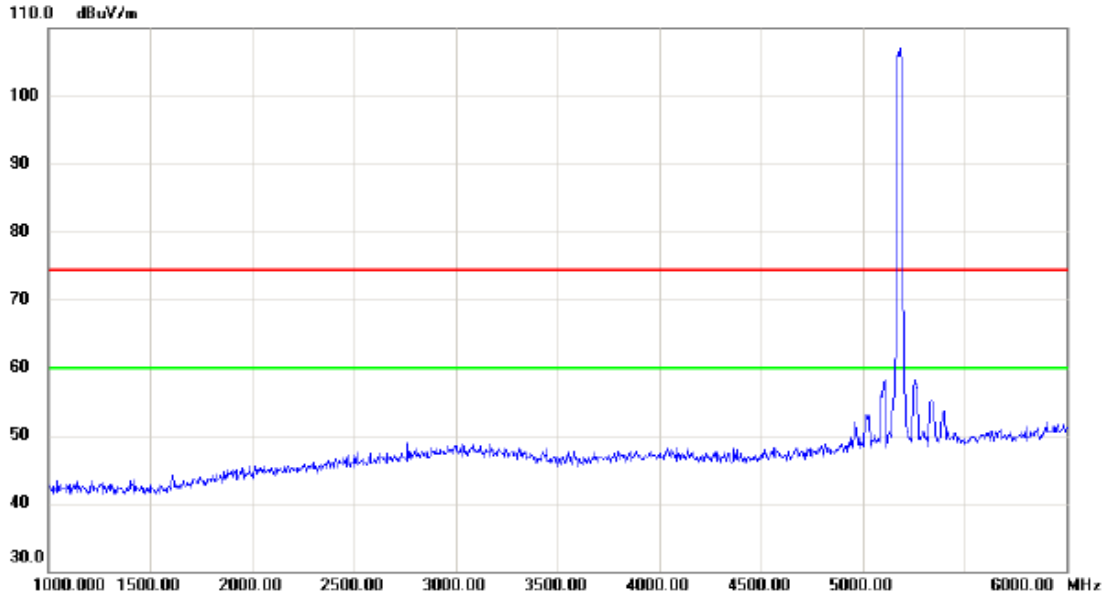
Vertical



No.	Mk.	Freq. MHz	Reading Level dBuV	Correct Factor dB	Measure- ment dBuV/m	Limit dBuV/m	Margin dB	Detector	Comment
1		5150.000	9.50	40.63	50.13	68.30	-18.17	peak	
2		5150.000	0.66	40.63	41.29	54.00	-12.71	AVG	
3	X	5179.200	65.94	40.72	106.66	68.30	38.36	peak	No Limit
4	*	5187.700	54.06	40.75	94.81	54.00	40.81	AVG	No Limit

Orthogonal Axis:	X
Test Mode:	UNII-1/ TX N20 Mode 5180MHz_MIMO

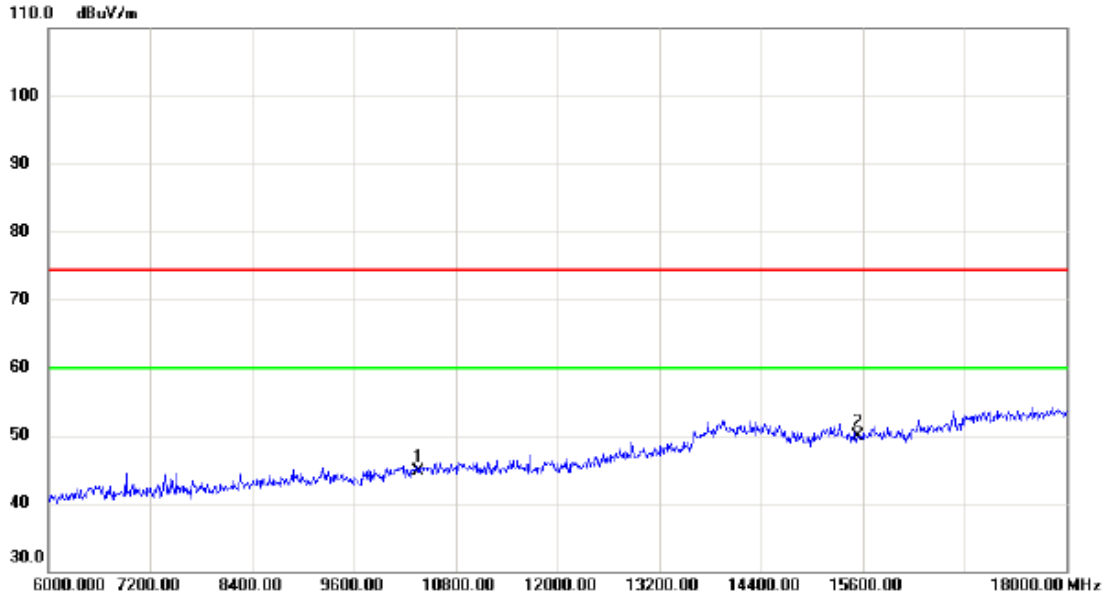
Vertical



No.	Mk.	Freq.	Reading Level	Correct Factor	Measurement	Limit	Margin	Detector	Comment
		MHz	dBuV	dB	dBuV/m	dBuV/m	dB		
		5180.00	105.0	0.0	105.0	75.0	30.0		

Orthogonal Axis:	X
Test Mode:	UNII-1/ TX N20 Mode 5180MHz_MIMO

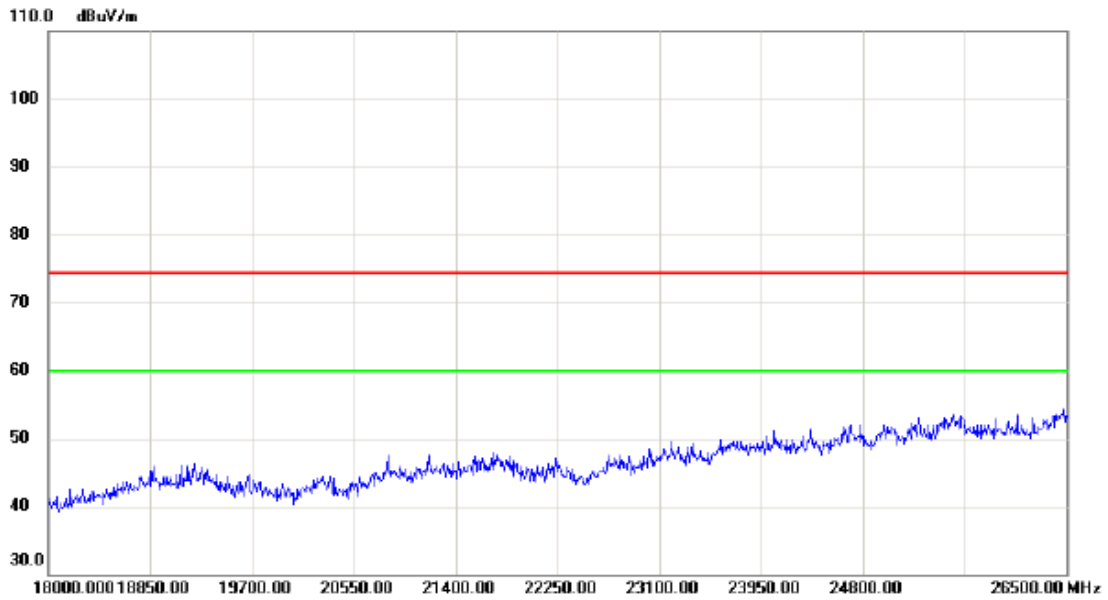
Vertical



No.	Mk.	Freq. MHz	Reading Level dBuV	Correct Factor dB	Measure- ment dBuV/m	Limit dBuV/m	Margin dB	Detector	Comment
1		10360.000	29.47	15.23	44.70	74.30	-29.60	peak	
2	*	15540.000	31.00	18.88	49.88	74.30	-24.42	peak	

Orthogonal Axis:	X
Test Mode:	UNII-1/ TX N20 Mode 5180MHz_MIMO

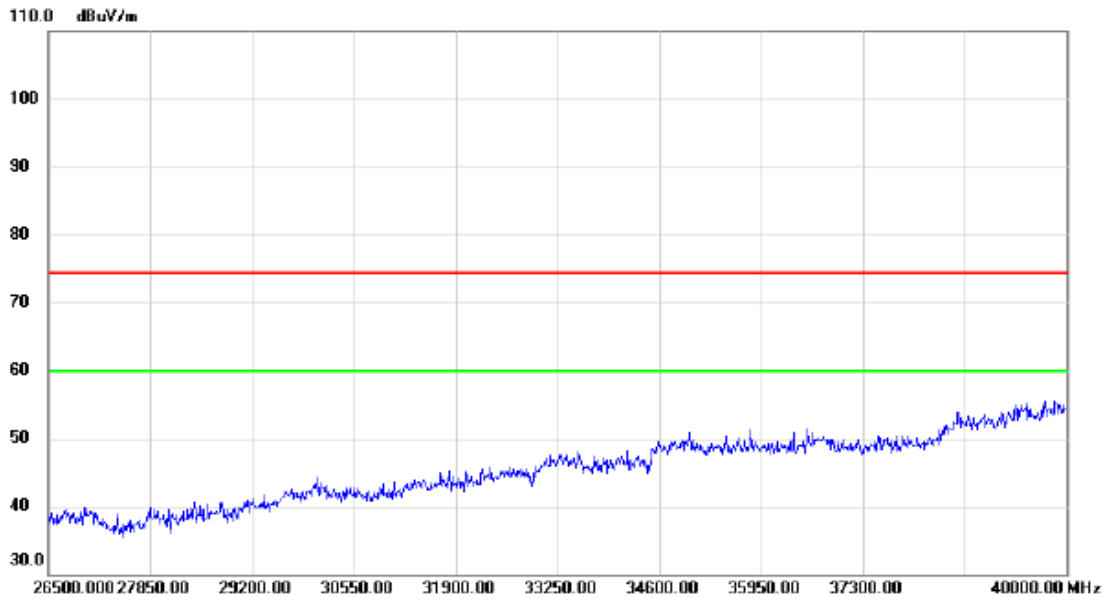
Vertical



No.	Mk.	Freq.	Reading Level	Correct Factor	Measurement	Limit	Margin	Detector	Comment
		MHz	dBuV	dB	dBuV/m	dBuV/m	dB		

Orthogonal Axis:	X
Test Mode:	UNII-1/ TX N20 Mode 5180MHz_MIMO

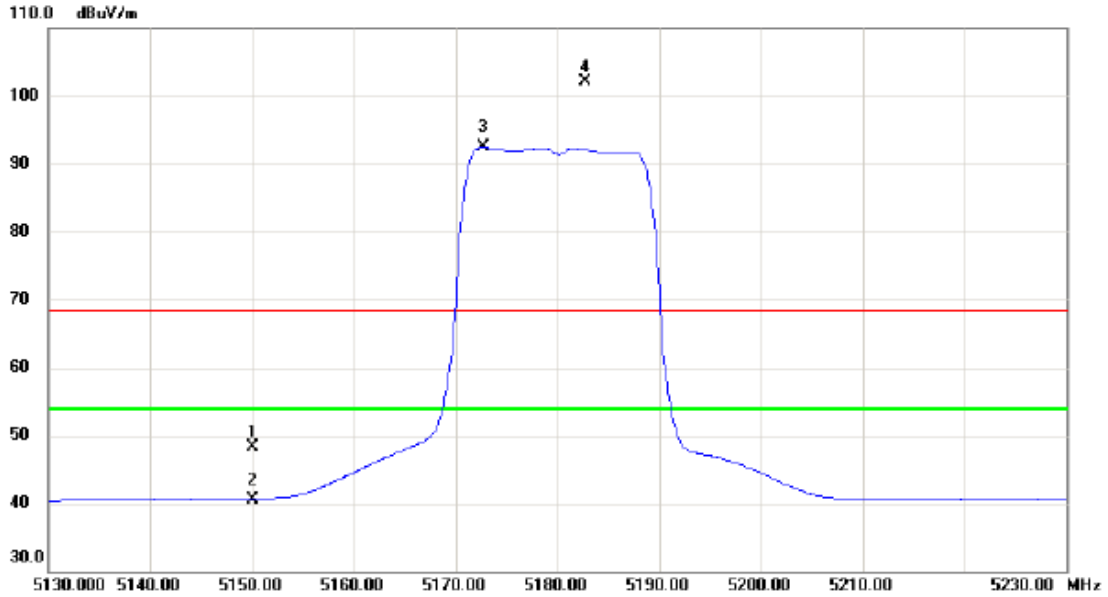
Vertical



No.	Mk.	Freq.	Reading Level	Correct Factor	Measurement	Limit	Margin	Detector	Comment
		MHz	dBuV	dB	dBuV/m	dBuV/m	dB		
		26500.000	38		38	75	37		
		27850.00	35		35	75	40		
		29200.00	40		40	75	35		
		30550.00	42		42	75	33		
		31900.00	45		45	75	30		
		33250.00	48		48	75	27		
		34600.00	50		50	75	25		
		35950.00	50		50	75	25		
		37300.00	50		50	75	25		
		40000.00	55		55	75	20		

Orthogonal Axis:	X
Test Mode:	UNII-1/ TX N20 Mode 5180MHz_MIMO

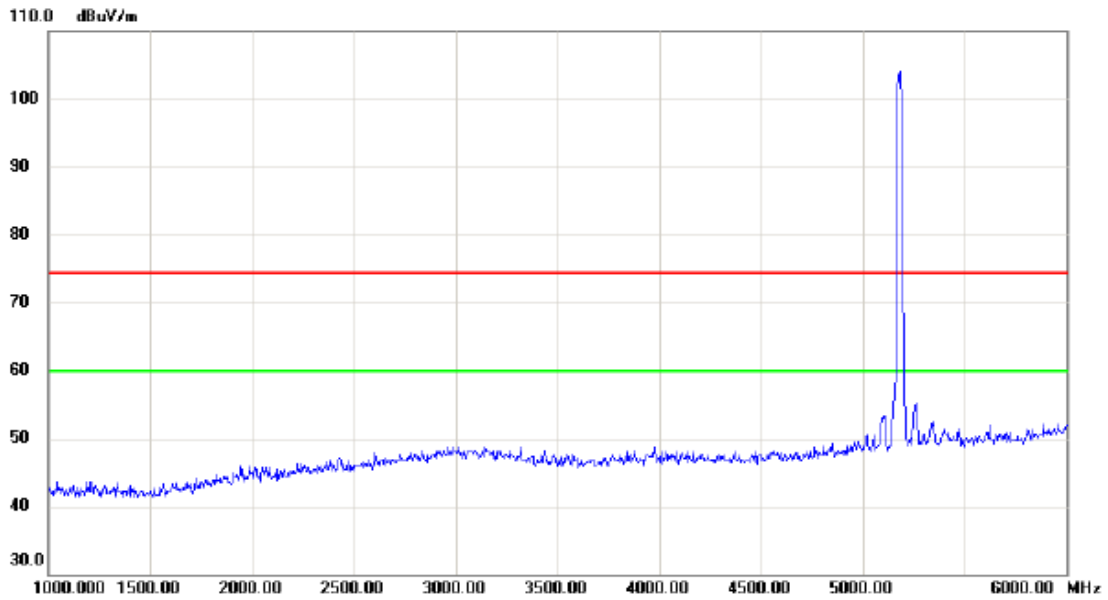
Horizontal



No.	Mk.	Freq.	Reading Level	Correct Factor	Measurement	Limit	Margin	Detector	Comment
		MHz	dBuV	dB	dBuV/m	dBuV/m	dB		
1		5150.000	7.65	40.63	48.28	68.30	-20.02	peak	
2		5150.000	-0.05	40.63	40.58	54.00	-13.42	AVG	
3	*	5172.700	51.74	40.70	92.44	54.00	38.44	AVG	No Limit
4	X	5182.700	61.40	40.73	102.13	68.30	33.83	peak	No Limit

Orthogonal Axis:	X
Test Mode:	UNII-1/ TX N20 Mode 5180MHz_MIMO

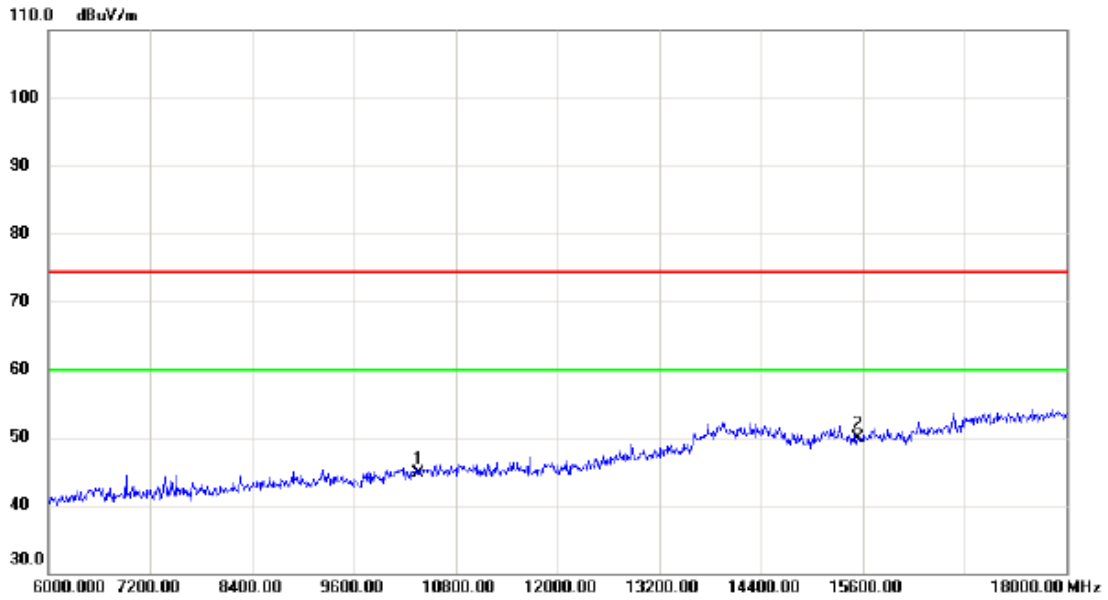
Horizontal



No.	Mk.	Freq.	Reading Level	Correct Factor	Measurement	Limit	Margin	Detector	Comment
		MHz	dBuV	dB	dBuV/m	dBuV/m	dB		
		5180.00	105.0	0.0	105.0	75.0	30.0		

Orthogonal Axis:	X
Test Mode:	UNII-1/ TX N20 Mode 5180MHz_MIMO

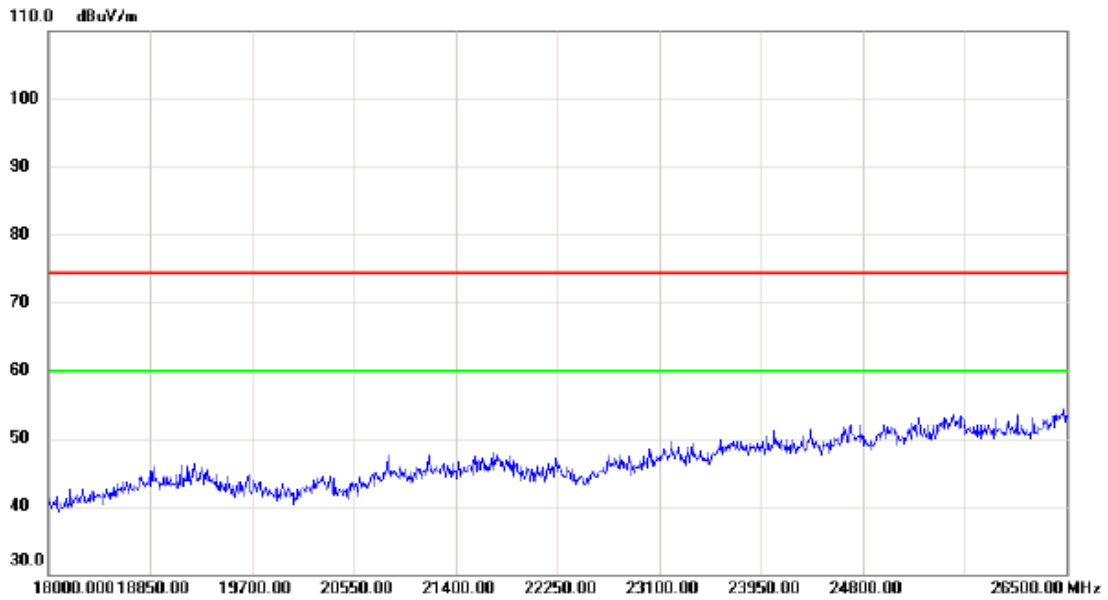
Horizontal



No.	Mk.	Freq. MHz	Reading Level dBuV	Correct Factor dB	Measure- ment dBuV/m	Limit dBuV/m	Margin dB	Detector	Comment
1		10360.000	29.47	15.23	44.70	74.30	-29.60	peak	
2	*	15540.000	31.00	18.88	49.88	74.30	-24.42	peak	

Orthogonal Axis:	X
Test Mode:	UNII-1/ TX N20 Mode 5180MHz_MIMO

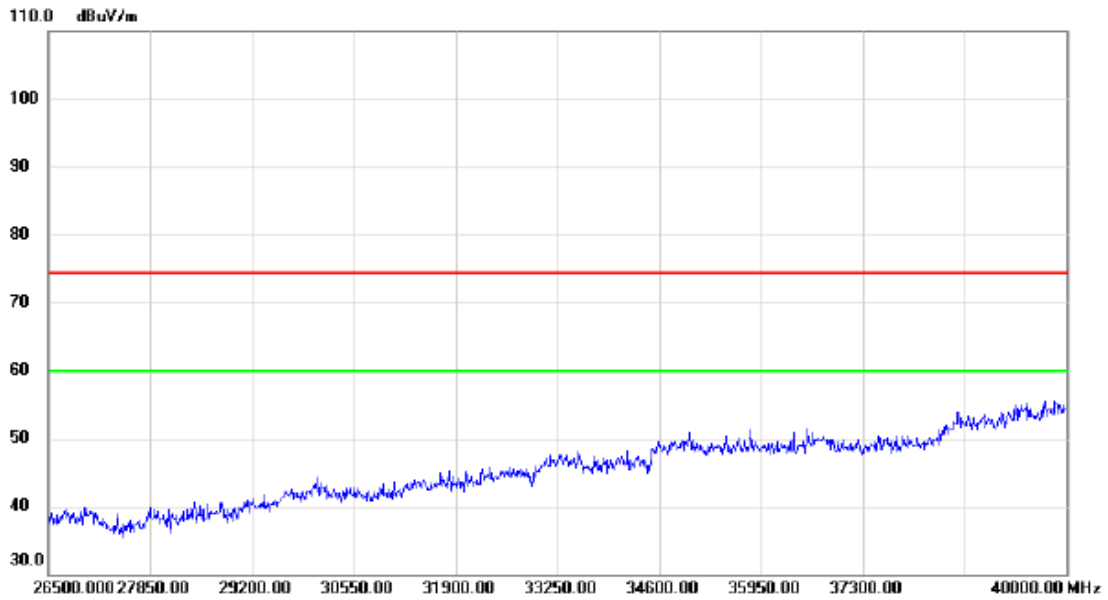
Horizontal



No.	Mk.	Freq.	Reading Level	Correct Factor	Measurement	Limit	Margin	Detector	Comment
		MHz	dBuV	dB	dBuV/m	dBuV/m	dB		

Orthogonal Axis:	X
Test Mode:	UNII-1/ TX N20 Mode 5180MHz_MIMO

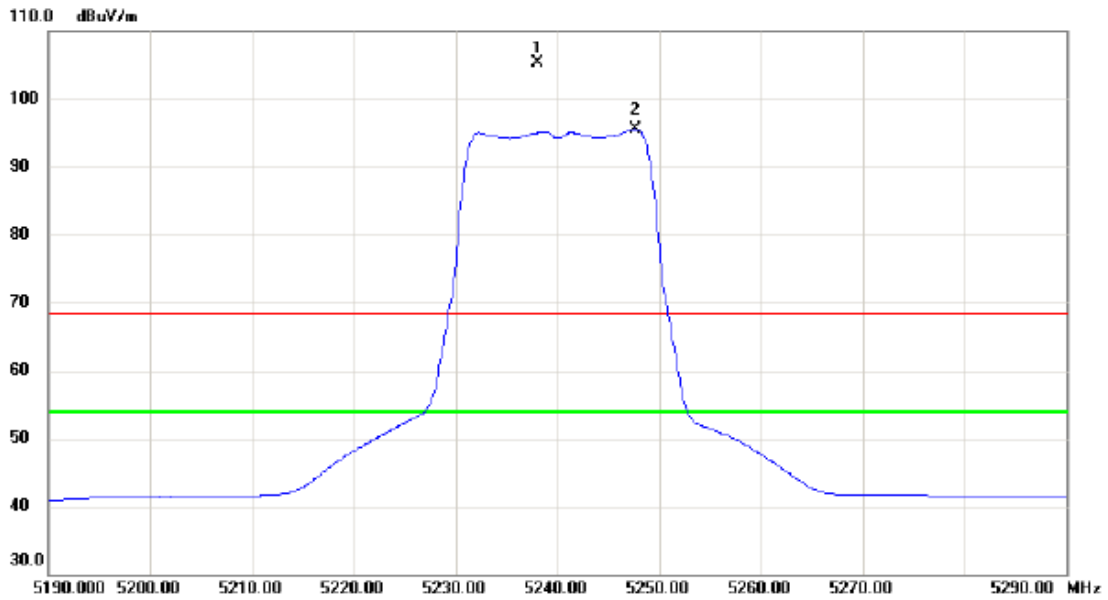
Horizontal



No.	Mk.	Freq.	Reading Level	Correct Factor	Measurement	Limit	Margin	Detector	Comment
		MHz	dBuV	dB	dBuV/m	dBuV/m	dB		
		26500.000	38		38	75	37		
		27850.00	35		35	75	40		
		29200.00	40		40	75	35		
		30550.00	42		42	75	33		
		31900.00	43		43	75	32		
		33250.00	46		46	75	29		
		34600.00	48		48	75	27		
		35950.00	49		49	75	26		
		37300.00	48		48	75	27		
		40000.00	55		55	75	20		

Orthogonal Axis:	X
Test Mode:	UNII-1/ TX N20 Mode 5240MHz_MIMO

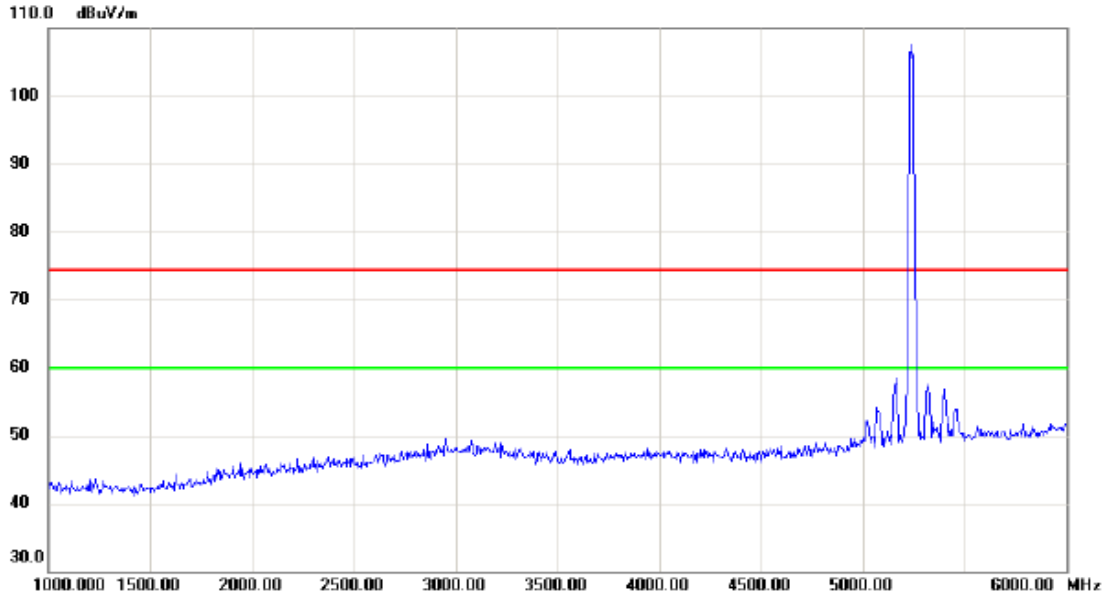
Vertical



No.	Mk.	Freq. MHz	Reading Level dBuV	Correct Factor dB	Measure- ment dBuV/m	Limit dBuV/m	Margin dB	Detector	Comment
1	X	5238.000	64.36	40.91	105.27	68.30	36.97	peak	No Limit
2	*	5247.700	54.66	40.94	95.60	54.00	41.60	AVG	No Limit

Orthogonal Axis:	X
Test Mode:	UNII-1/ TX N20 Mode 5240MHz_MIMO

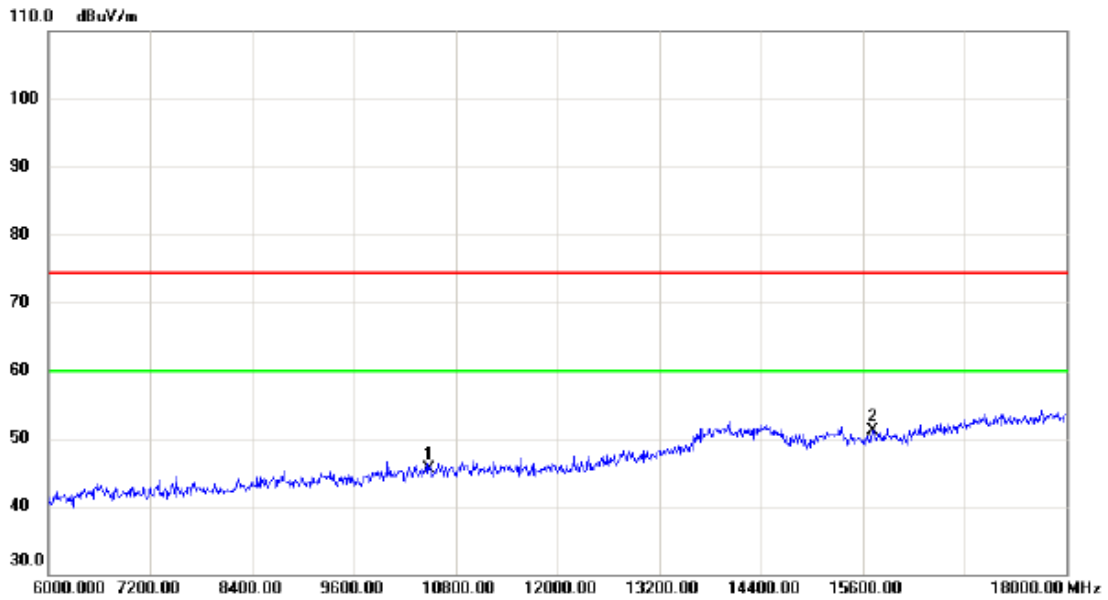
Vertical



No.	Mk.	Freq.	Reading Level	Correct Factor	Measurement	Limit	Margin	Detector	Comment
		MHz	dBuV	dB	dBuV/m	dBuV/m	dB		
		5240	105		105	74	31		

Orthogonal Axis:	X
Test Mode:	UNII-1/ TX N20 Mode 5240MHz_MIMO

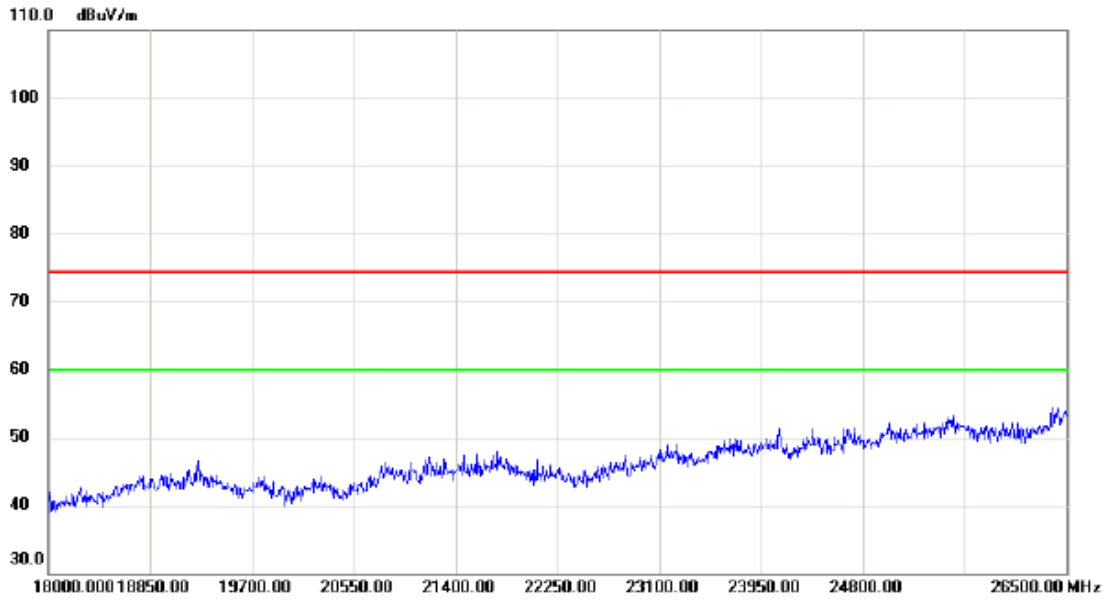
Vertical



No.	Mk.	Freq. MHz	Reading Level dBuV	Correct Factor dB	Measure- ment dBuV/m	Limit dBuV/m	Margin dB	Detector	Comment
1		10480.000	29.97	15.54	45.51	74.30	-28.79	peak	
2	*	15720.000	32.16	18.87	51.03	74.30	-23.27	peak	

Orthogonal Axis:	X
Test Mode:	UNII-1/ TX N20 Mode 5240MHz_MIMO

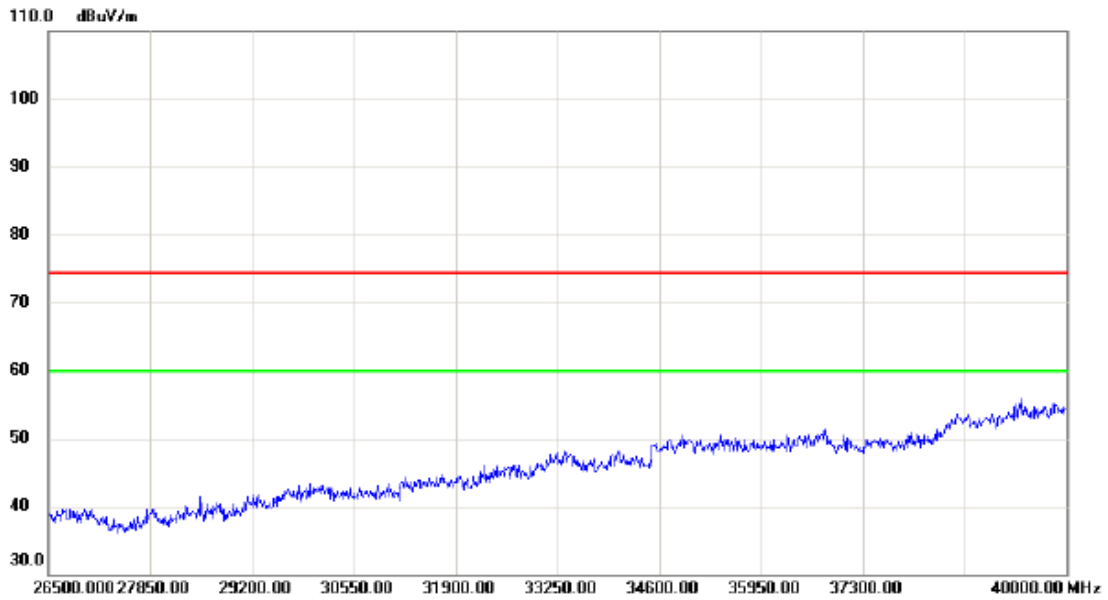
Vertical



No.	Mk.	Freq.	Reading Level	Correct Factor	Measurement	Limit	Margin	Detector	Comment
		MHz	dBuV	dB	dBuV/m	dBuV/m	dB		

Orthogonal Axis:	X
Test Mode:	UNII-1/ TX N20 Mode 5240MHz_MIMO

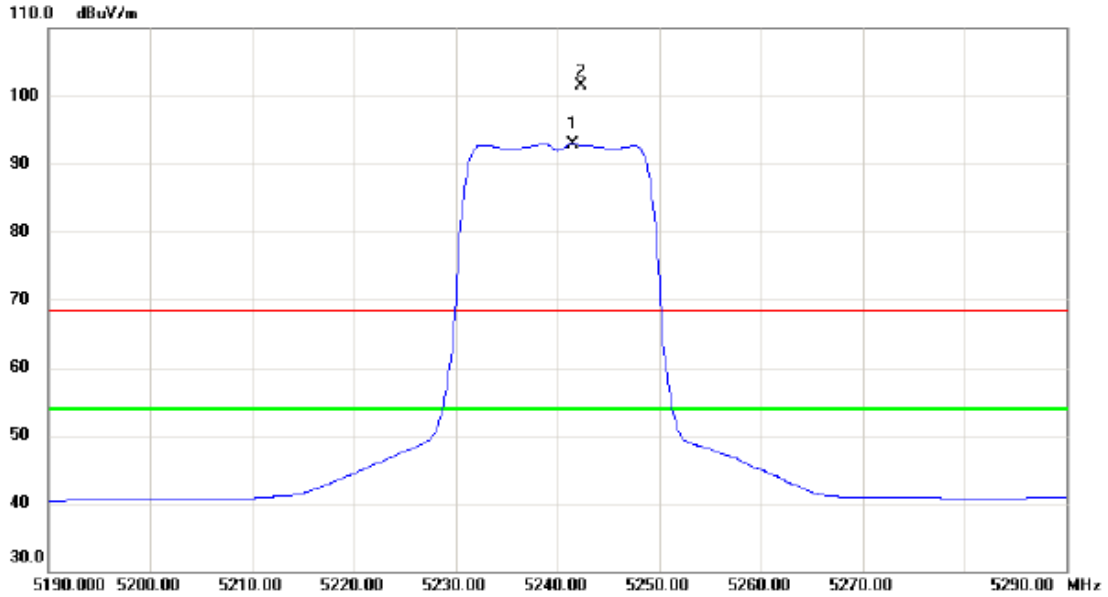
Vertical



No.	Mk.	Freq.	Reading Level	Correct Factor	Measurement	Limit	Margin	Detector	Comment
		MHz	dBuV	dB	dBuV/m	dBuV/m	dB		
		26500.000	38		38				
		27850.00	35		35				
		29200.00	40		40				
		30550.00	42		42				
		31900.00	44		44				
		33250.00	47		47				
		34600.00	48		48				
		35950.00	49		49				
		37300.00	50		50				
		40000.00	55		55				

Orthogonal Axis:	X
Test Mode:	UNII-1/ TX N20 Mode 5240MHz_MIMO

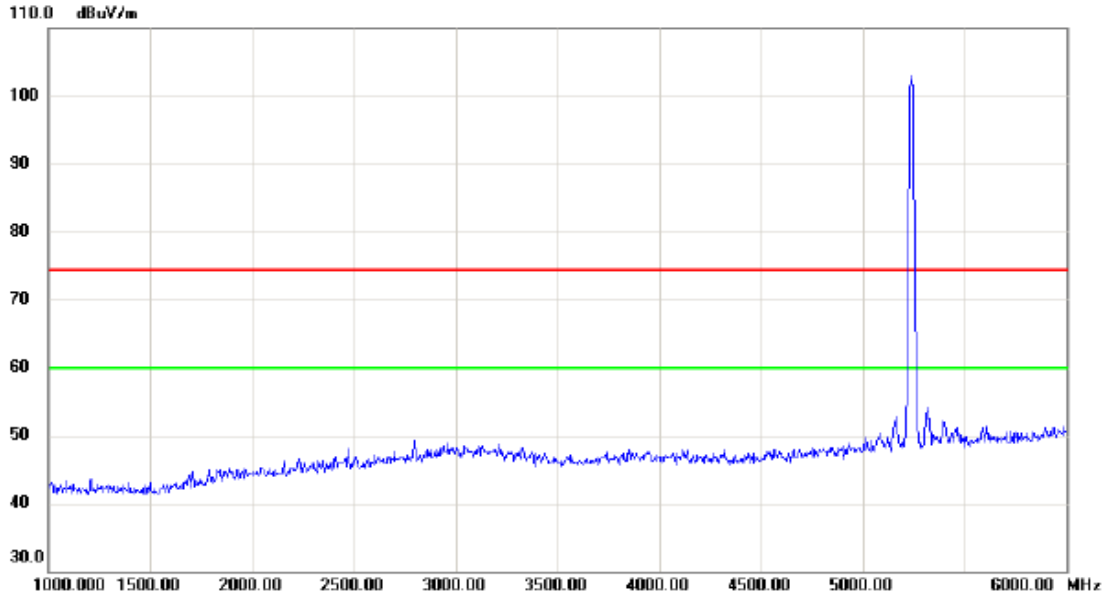
Horizontal



No.	Mk.	Freq. MHz	Reading Level dBuV	Correct Factor dB	Measure- ment dBuV/m	Limit dBuV/m	Margin dB	Detector	Comment
1	*	5241.500	51.97	40.93	92.90	54.00	38.90	AVG	No Limit
2	X	5242.300	60.65	40.93	101.58	68.30	33.28	peak	No Limit

Orthogonal Axis:	X
Test Mode:	UNII-1/ TX N20 Mode 5240MHz_MIMO

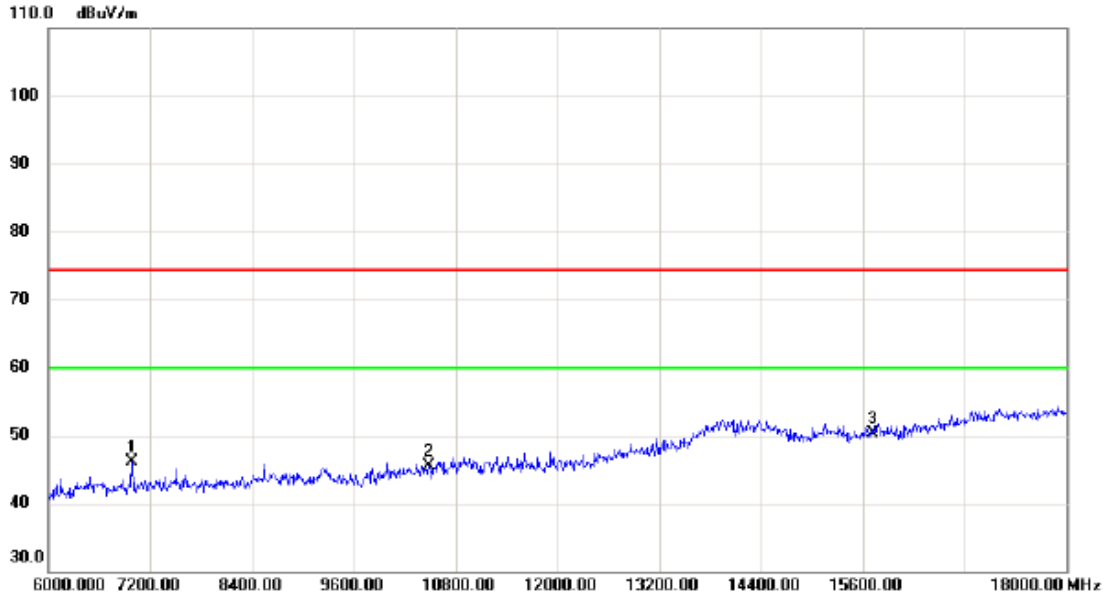
Horizontal



No.	Mk.	Freq.	Reading Level	Correct Factor	Measurement	Limit	Margin	Detector	Comment
		MHz	dBuV	dB	dBuV/m	dBuV/m	dB		

Orthogonal Axis:	X
Test Mode:	UNII-1/ TX N20 Mode 5240MHz_MIMO

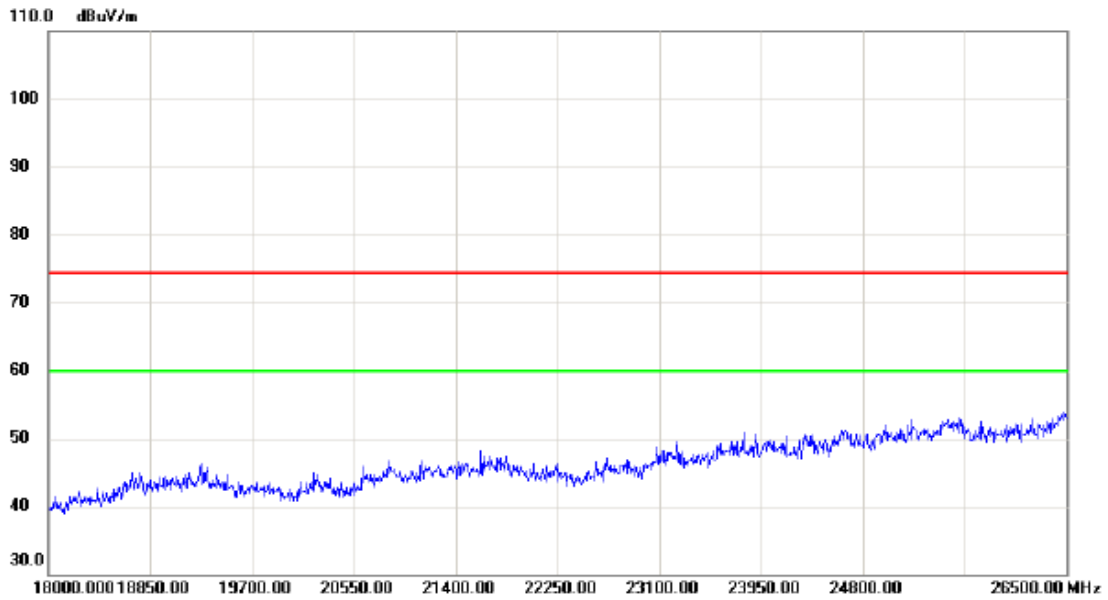
Horizontal



No.	Mk.	Freq. MHz	Reading Level dBuV	Correct Factor dB	Measure- ment dBuV/m	Limit dBuV/m	Margin dB	Detector	Comment
1		6984.000	35.48	10.65	46.13	74.30	-28.17	peak	
2		10480.000	29.87	15.54	45.41	74.30	-28.89	peak	
3	*	15720.000	31.46	18.87	50.33	74.30	-23.97	peak	

Orthogonal Axis:	X
Test Mode:	UNII-1/ TX N20 Mode 5240MHz_MIMO

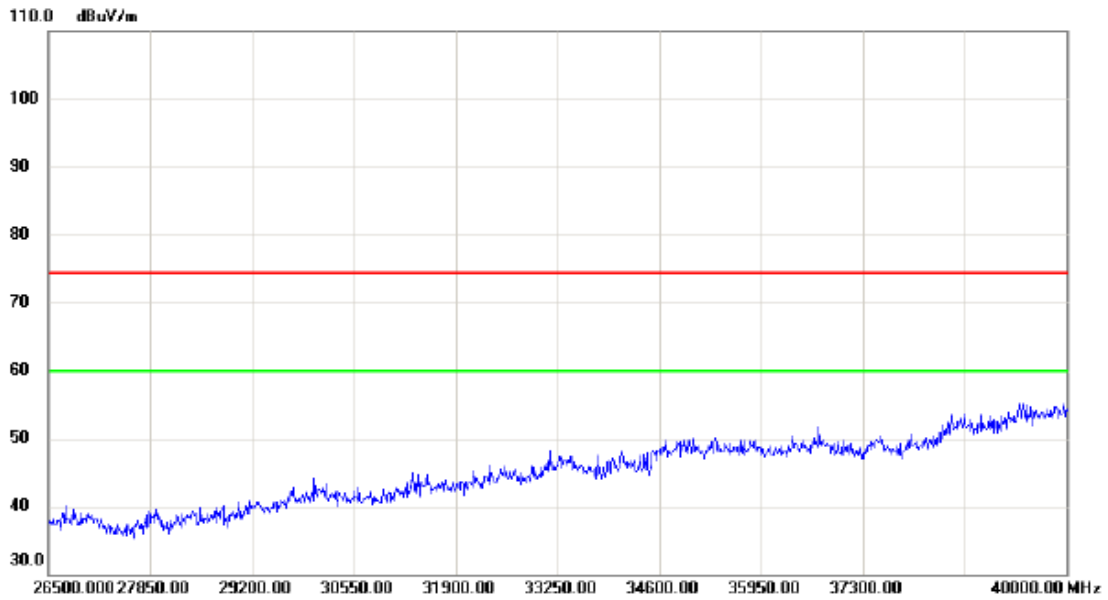
Horizontal



No.	Mk.	Freq.	Reading Level	Correct Factor	Measurement	Limit	Margin	Detector	Comment
		MHz	dBuV	dB	dBuV/m	dBuV/m	dB		
		18000.000	40		40	75	35		
		18850.00	42		42	75	33		
		19700.00	43		43	75	32		
		20550.00	44		44	75	31		
		21400.00	45		45	75	30		
		22250.00	46		46	75	29		
		23100.00	47		47	75	28		
		23950.00	48		48	75	27		
		24800.00	49		49	75	26		
		26500.00	50		50	75	25		

Orthogonal Axis:	X
Test Mode:	UNII-1/ TX N20 Mode 5240MHz_MIMO

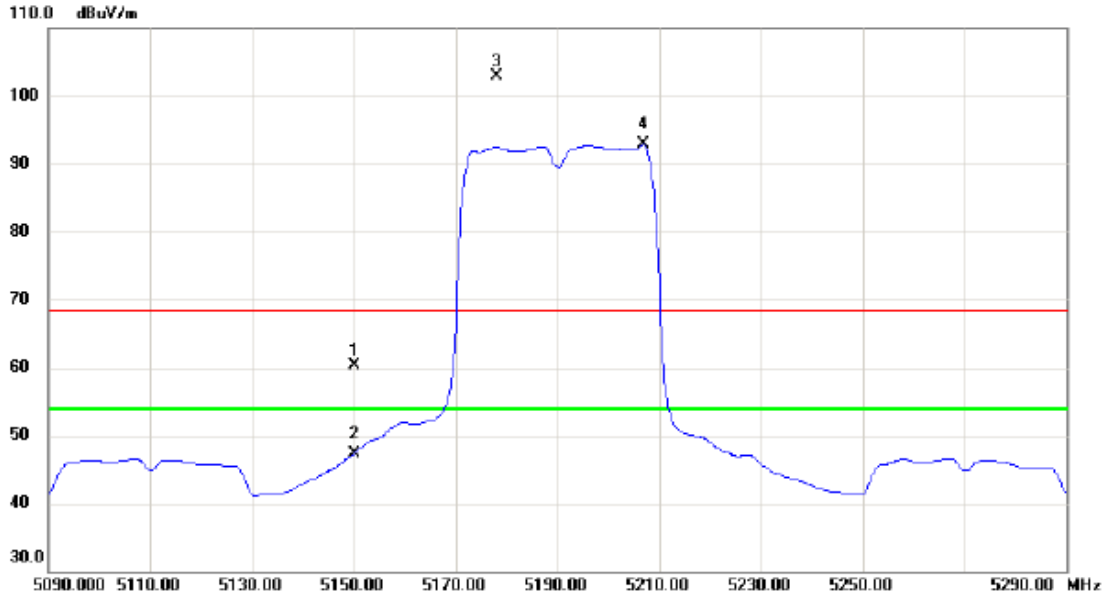
Horizontal



No.	Mk.	Freq.	Reading Level	Correct Factor	Measurement	Limit	Margin	Detector	Comment
		MHz	dBuV	dB	dBuV/m	dBuV/m	dB		
		26500.000	38		38	75	37		
		27850.00	35		35	75	40		
		29200.00	38		38	75	37		
		30550.00	42		42	75	33		
		31900.00	43		43	75	32		
		33250.00	46		46	75	29		
		34600.00	48		48	75	27		
		35950.00	48		48	75	27		
		37300.00	49		49	75	26		
		40000.00	54		54	75	21		

Orthogonal Axis:	X
Test Mode:	UNII-1/ TX N40 Mode 5190MHz_MIMO

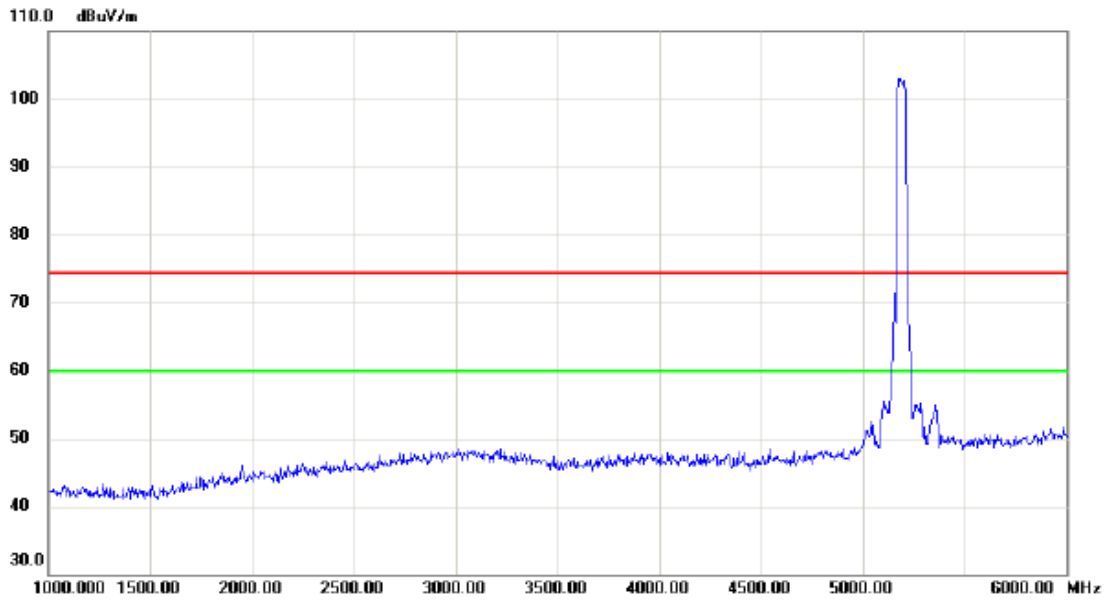
Vertical



No.	Mk.	Freq. MHz	Reading Level dBuV	Correct Factor dB	Measure- ment dBuV/m	Limit dBuV/m	Margin dB	Detector	Comment
1		5150.000	19.66	40.63	60.29	68.30	-8.01	peak	
2		5150.000	6.67	40.63	47.30	54.00	-6.70	AVG	
3	X	5178.000	62.21	40.72	102.93	68.30	34.63	peak	No Limit
4	*	5206.800	52.01	40.82	92.83	54.00	38.83	AVG	No Limit

Orthogonal Axis:	X
Test Mode:	UNII-1/ TX N40 Mode 5190MHz_MIMO

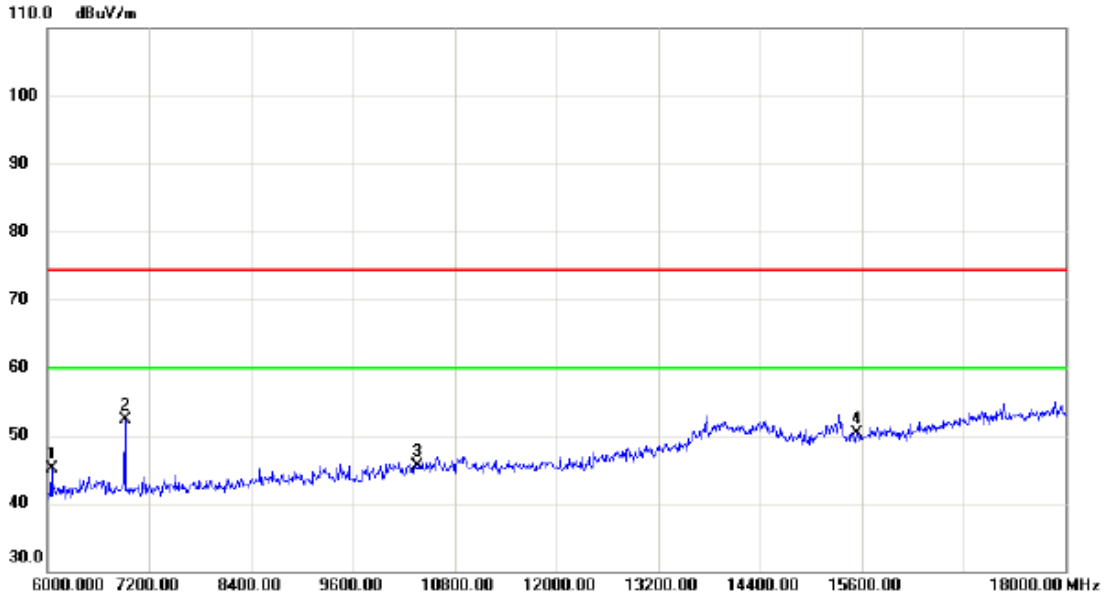
Vertical



No.	Mk.	Freq.	Reading Level	Correct Factor	Measurement	Limit	Margin	Detector	Comment
		MHz	dBuV	dB	dBuV/m	dBuV/m	dB		
		5190.00	105.0	0.0	105.0	75.0	30.0		

Orthogonal Axis:	X
Test Mode:	UNII-1/ TX N40 Mode 5190MHz_MIMO

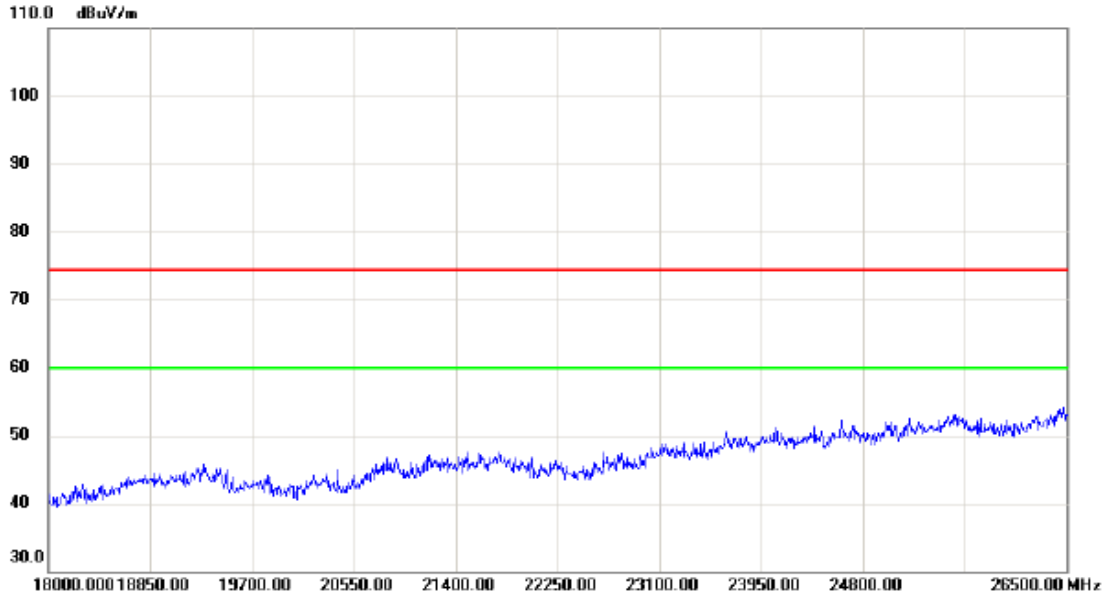
Vertical



No.	Mk.	Freq. MHz	Reading Level dBuV	Correct Factor dB	Measure- ment dBuV/m	Limit dBuV/m	Margin dB	Detector	Comment
1		6048.000	35.94	9.22	45.16	74.30	-29.14	peak	
2	*	6912.000	41.56	10.69	52.25	74.30	-22.05	peak	
3		10360.000	30.37	15.23	45.60	74.30	-28.70	peak	
4		15540.000	31.44	18.88	50.32	74.30	-23.98	peak	

Orthogonal Axis:	X
Test Mode:	UNII-1/ TX N40 Mode 5190MHz_MIMO

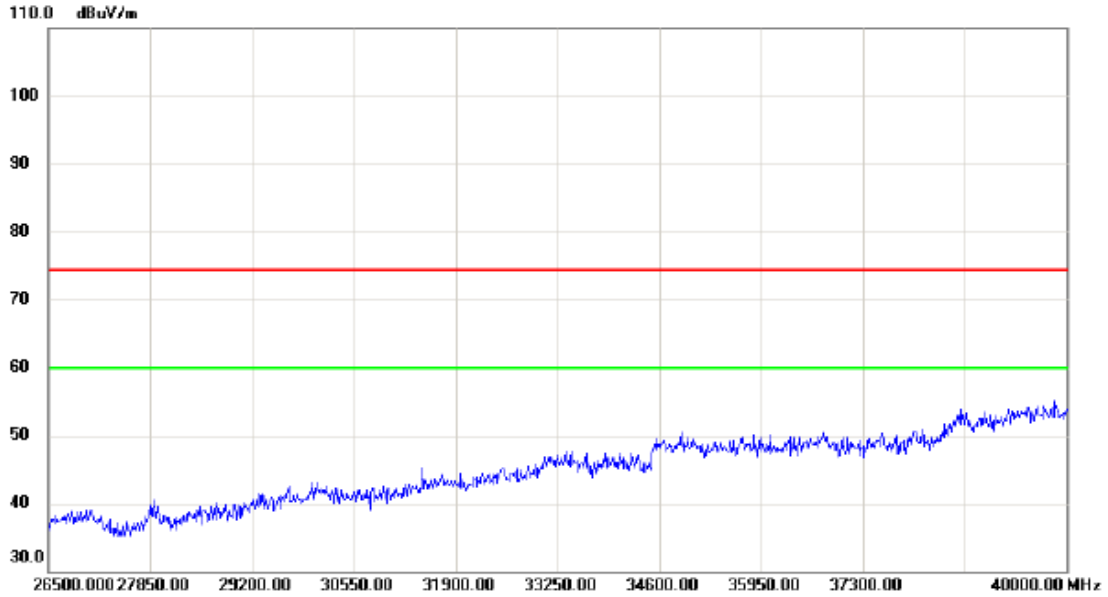
Vertical



No.	Mk.	Freq.	Reading Level	Correct Factor	Measurement	Limit	Margin	Detector	Comment
		MHz	dBuV	dB	dBuV/m	dBuV/m	dB		

Orthogonal Axis:	X
Test Mode:	UNII-1/ TX N40 Mode 5190MHz_MIMO

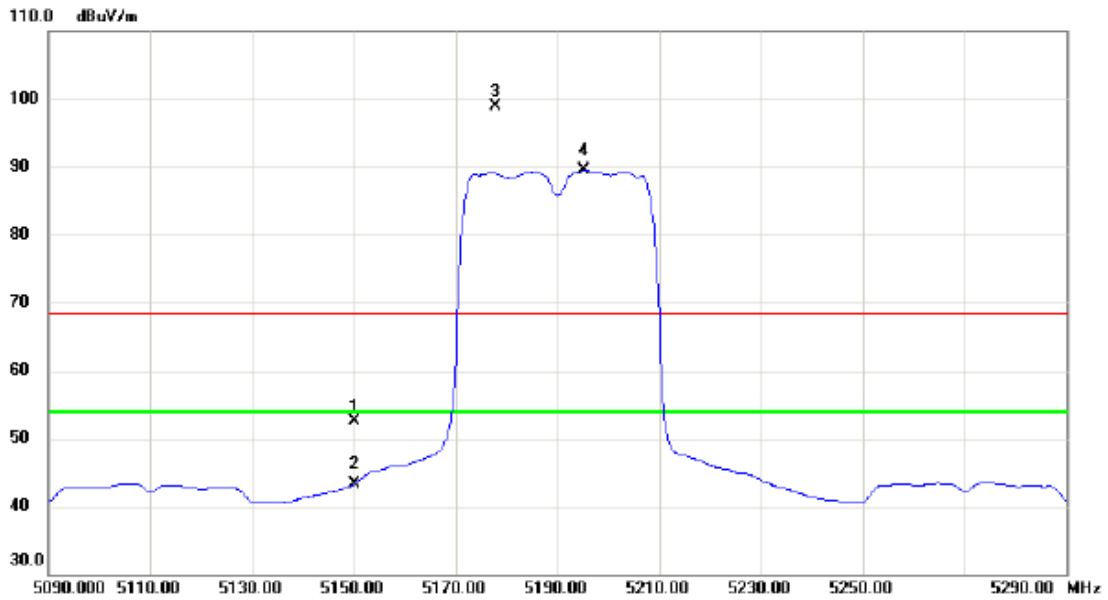
Vertical



No.	Mk.	Freq.	Reading Level	Correct Factor	Measurement	Limit	Margin	Detector	Comment
		MHz	dBuV	dB	dBuV/m	dBuV/m	dB		

Orthogonal Axis:	X
Test Mode:	UNII-1/ TX N40 Mode 5190MHz_MIMO

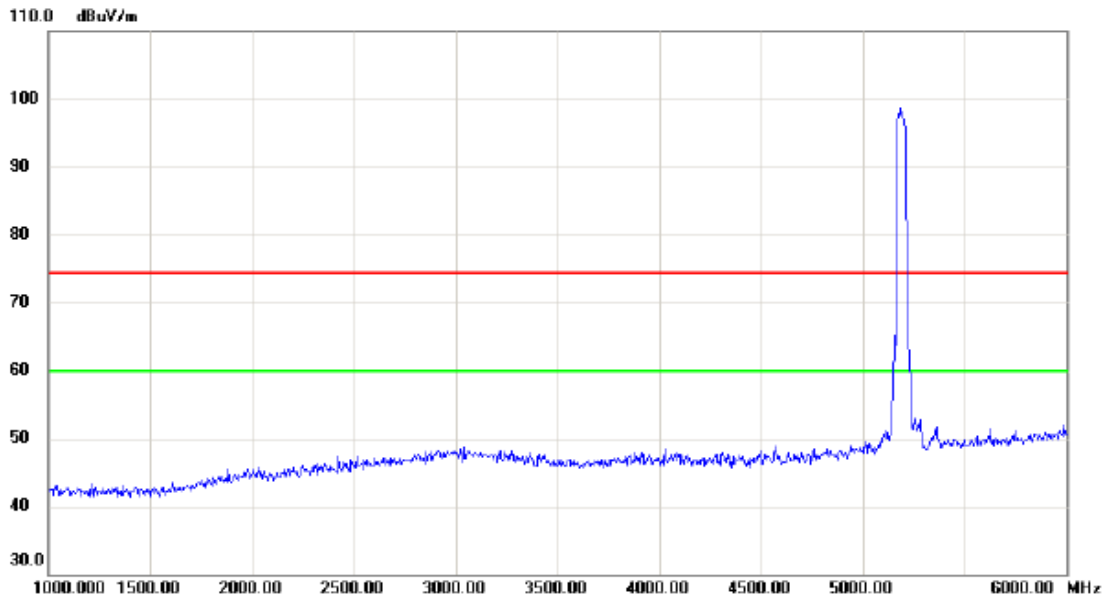
Horizontal



No.	Mk.	Freq. MHz	Reading Level dBuV	Correct Factor dB	Measure- ment dBuV/m	Limit dBuV/m	Margin dB	Detector	Comment
1		5150.000	11.92	40.63	52.55	68.30	-15.75	peak	
2		5150.000	2.65	40.63	43.28	54.00	-10.72	AVG	
3	X	5177.800	58.15	40.72	98.87	68.30	30.57	peak	No Limit
4	*	5195.200	48.66	40.78	89.44	54.00	35.44	AVG	No Limit

Orthogonal Axis:	X
Test Mode:	UNII-1/ TX N40 Mode 5190MHz_MIMO

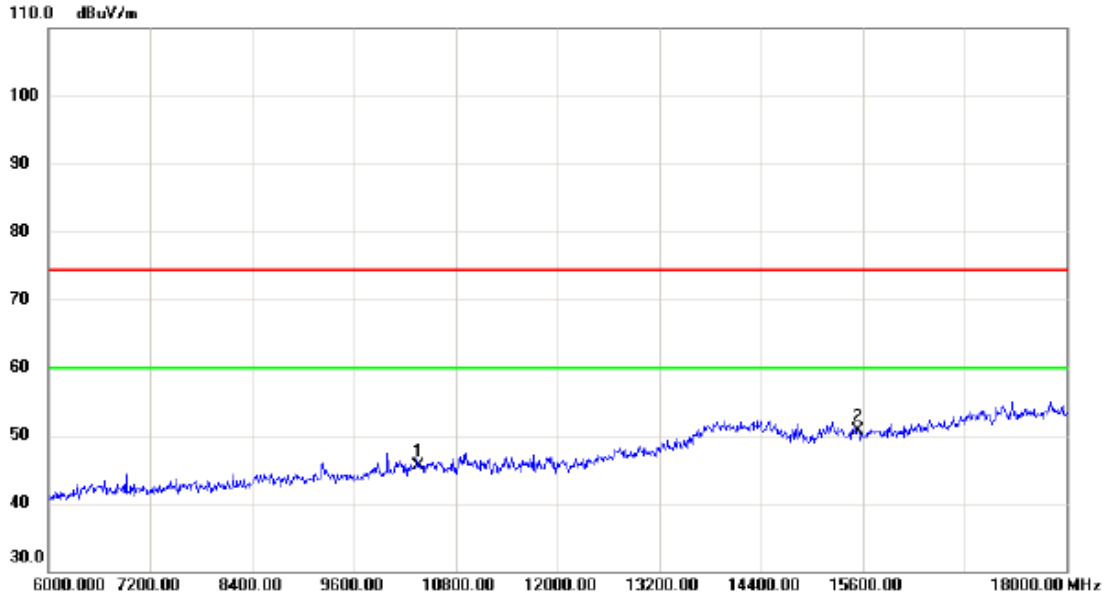
Horizontal



No.	Mk.	Freq.	Reading Level	Correct Factor	Measurement	Limit	Margin	Detector	Comment
		MHz	dBuV	dB	dBuV/m	dBuV/m	dB		

Orthogonal Axis:	X
Test Mode:	UNII-1/ TX N40 Mode 5190MHz_MIMO

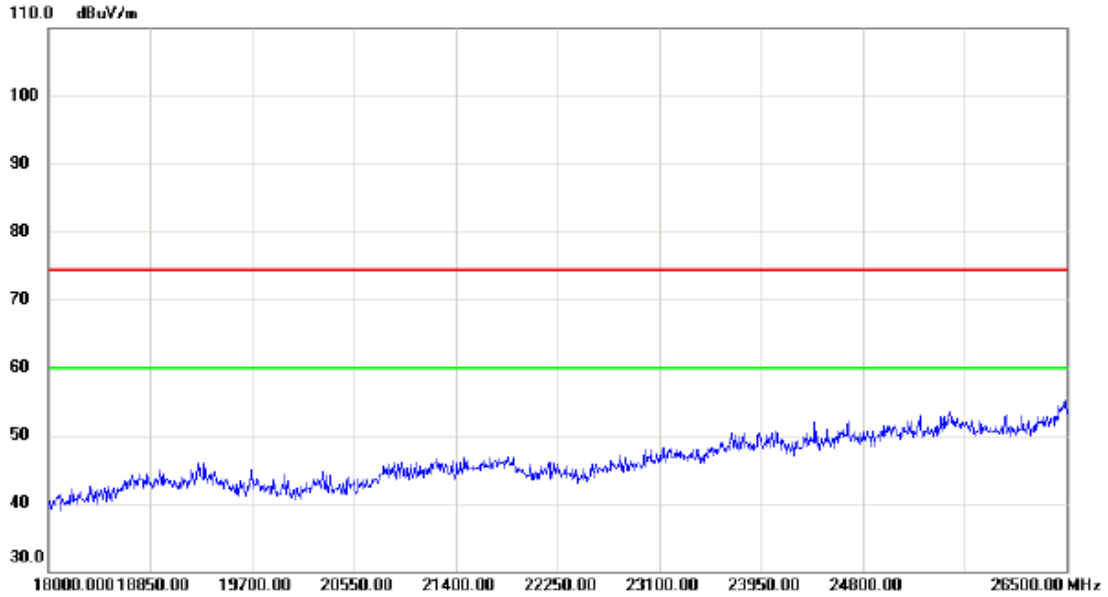
Horizontal



No.	Mk.	Freq. MHz	Reading Level dBuV	Correct Factor dB	Measure- ment dBuV/m	Limit dBuV/m	Margin dB	Detector	Comment
1		10360.000	30.36	15.23	45.59	74.30	-28.71	peak	
2	*	15540.000	31.84	18.88	50.72	74.30	-23.58	peak	

Orthogonal Axis:	X
Test Mode:	UNII-1/ TX N40 Mode 5190MHz_MIMO

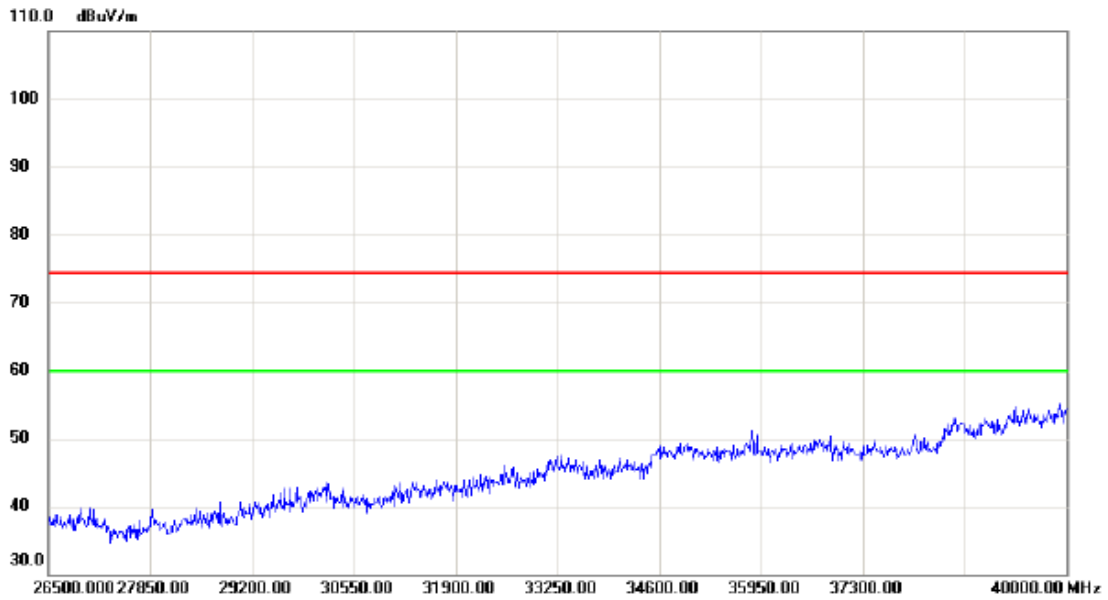
Horizontal



No.	Mk.	Freq.	Reading Level	Correct Factor	Measurement	Limit	Margin	Detector	Comment
		MHz	dBuV	dB	dBuV/m	dBuV/m	dB		

Orthogonal Axis:	X
Test Mode:	UNII-1/ TX N40 Mode 5190MHz_MIMO

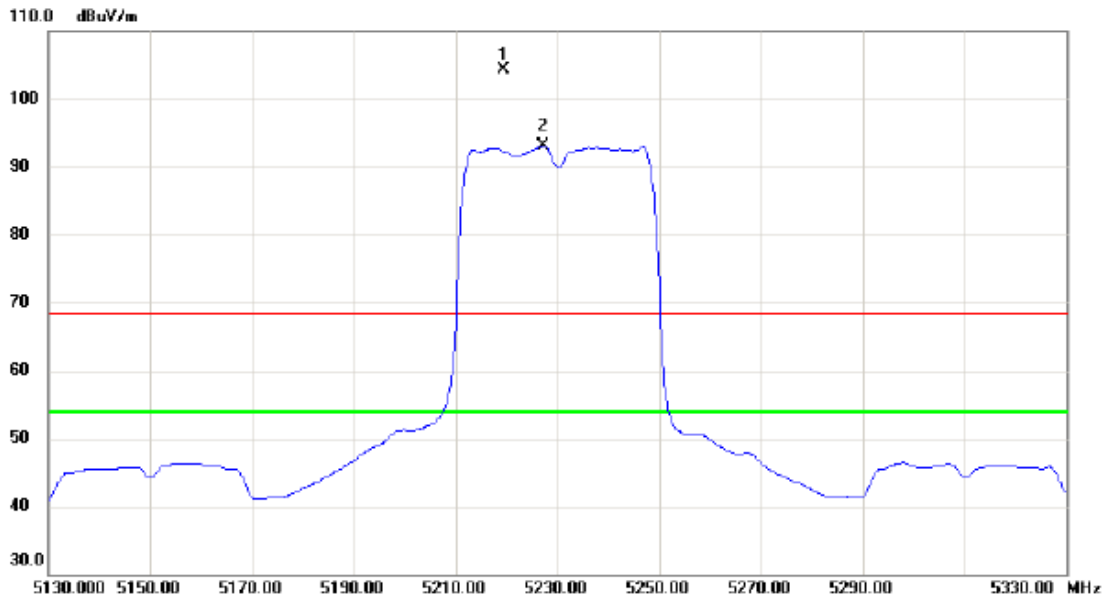
Horizontal



No.	Mk.	Freq.	Reading Level	Correct Factor	Measurement	Limit	Margin	Detector	Comment
		MHz	dBuV	dB	dBuV/m	dBuV/m	dB		

Orthogonal Axis:	X
Test Mode:	UNII-1/ TX N40 Mode 5230MHz_MIMO

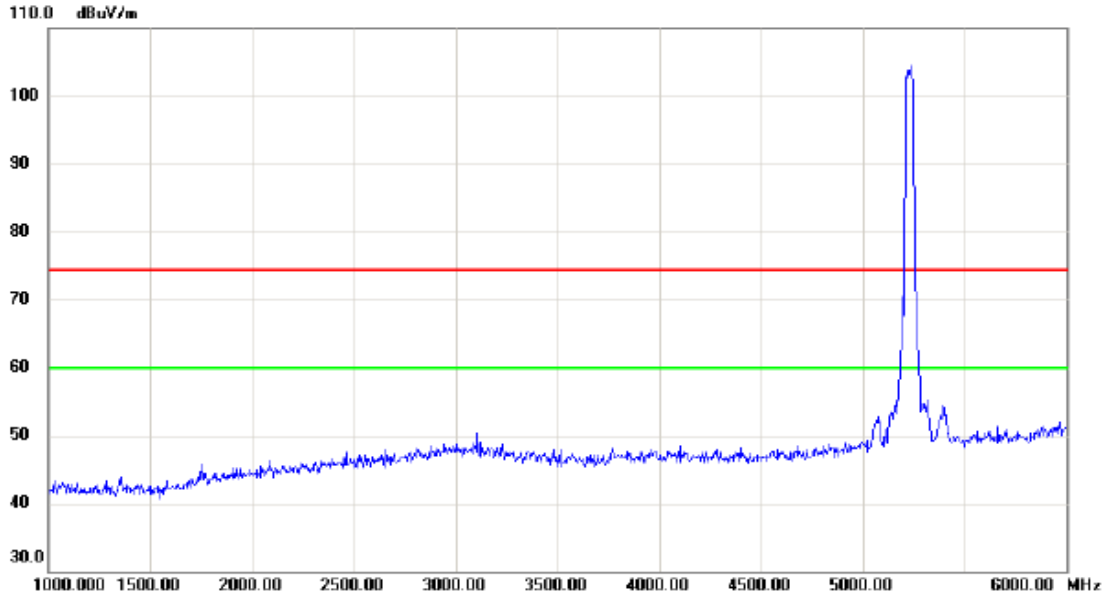
Vertical



No.	Mk.	Freq. MHz	Reading Level dBuV	Correct Factor dB	Measure- ment dBuV/m	Limit dBuV/m	Margin dB	Detector	Comment
1	X	5219.400	63.46	40.86	104.32	68.30	36.02	peak	No Limit
2	*	5227.200	52.14	40.88	93.02	54.00	39.02	AVG	No Limit

Orthogonal Axis:	X
Test Mode:	UNII-1/ TX N40 Mode 5230MHz_MIMO

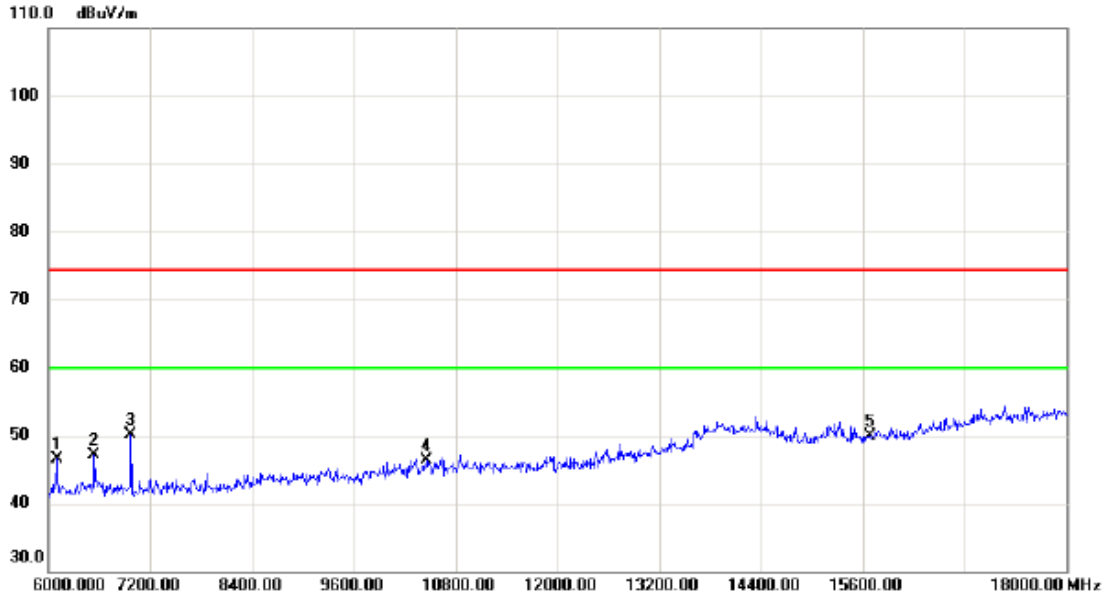
Vertical



No.	Mk.	Freq.	Reading Level	Correct Factor	Measurement	Limit	Margin	Detector	Comment
		MHz	dBuV	dB	dBuV/m	dBuV/m	dB		
		5230	105		105	75	30		

Orthogonal Axis:	X
Test Mode:	UNII-1/ TX N40 Mode 5230MHz_MIMO

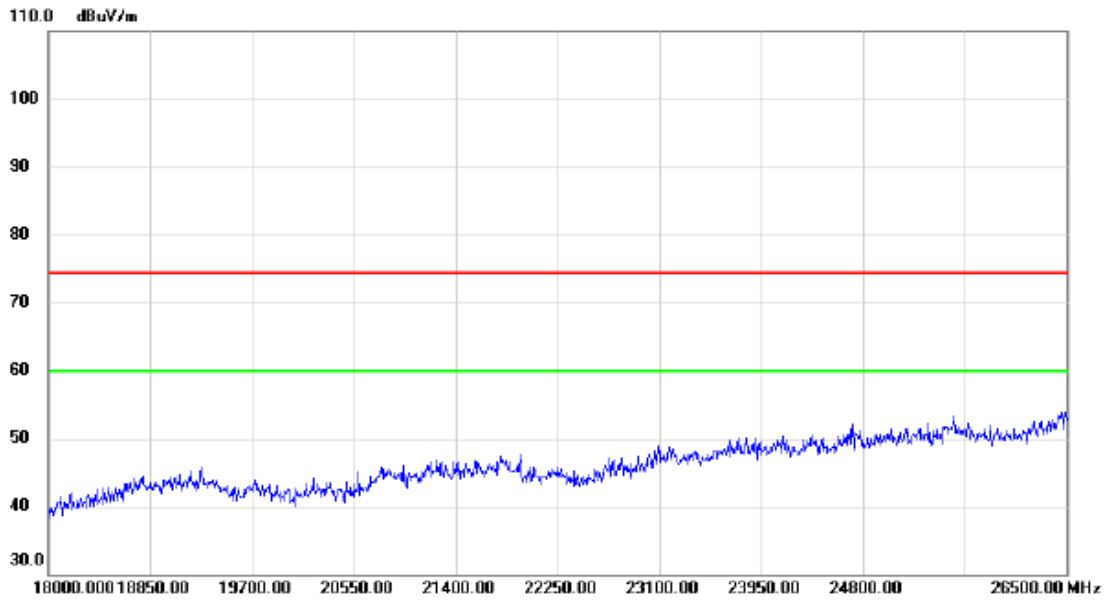
Vertical



No.	Mk.	Freq. MHz	Reading Level dBuV	Correct Factor dB	Measure- ment dBuV/m	Limit dBuV/m	Margin dB	Detector	Comment
1		6096.000	37.15	9.41	46.56	74.30	-27.74	peak	
2		6540.000	36.30	10.87	47.17	74.30	-27.13	peak	
3	*	6972.000	39.37	10.66	50.03	74.30	-24.27	peak	
4		10460.000	30.85	15.49	46.34	74.30	-27.96	peak	
5		15690.000	31.06	18.88	49.94	74.30	-24.36	peak	

Orthogonal Axis:	X
Test Mode:	UNII-1/ TX N40 Mode 5230MHz_MIMO

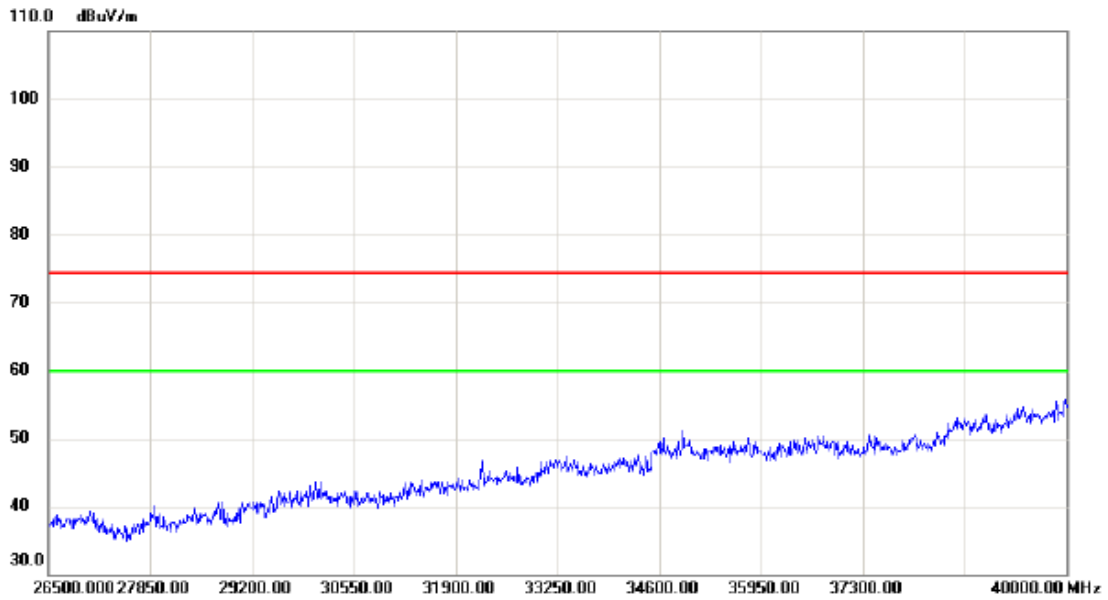
Vertical



No.	Mk.	Freq.	Reading Level	Correct Factor	Measurement	Limit	Margin	Detector	Comment
		MHz	dBuV	dB	dBuV/m	dBuV/m	dB		

Orthogonal Axis:	X
Test Mode:	UNII-1/ TX N40 Mode 5230MHz_MIMO

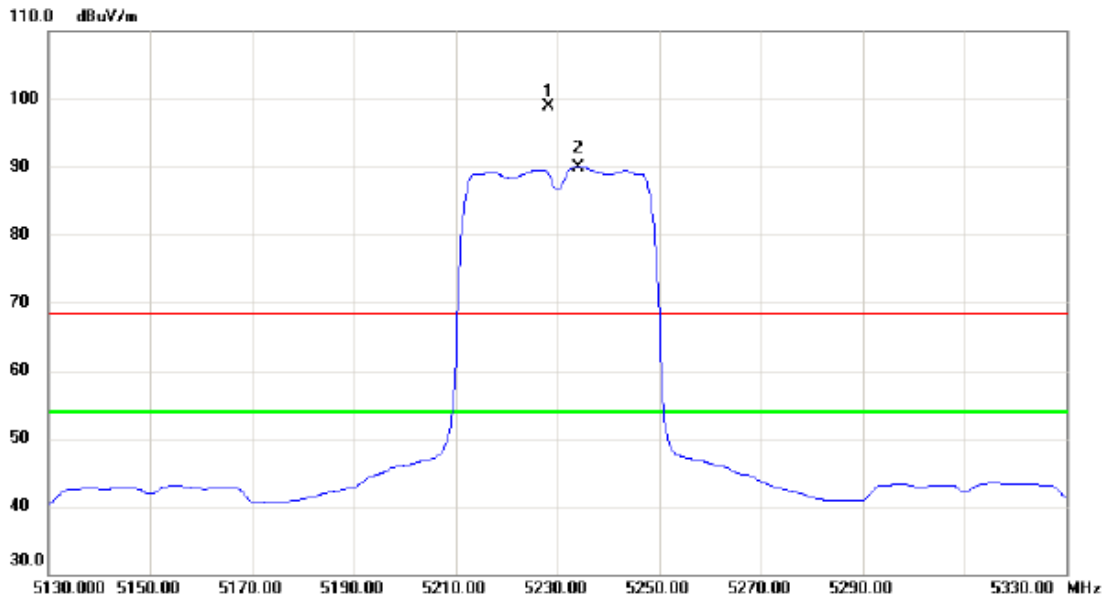
Vertical



No.	Mk.	Freq.	Reading Level	Correct Factor	Measurement	Limit	Margin	Detector	Comment
		MHz	dBuV	dB	dBuV/m	dBuV/m	dB		
		26500.000	38		38	75	37		
		27850.00	38		38	75	37		
		29200.00	40		40	75	35		
		30550.00	41		41	75	34		
		31900.00	43		43	75	32		
		33250.00	46		46	75	29		
		34600.00	48		48	75	27		
		35950.00	48		48	75	27		
		37300.00	49		49	75	26		
		40000.00	55		55	75	20		

Orthogonal Axis:	X
Test Mode:	UNII-1/ TX N40 Mode 5230MHz_MIMO

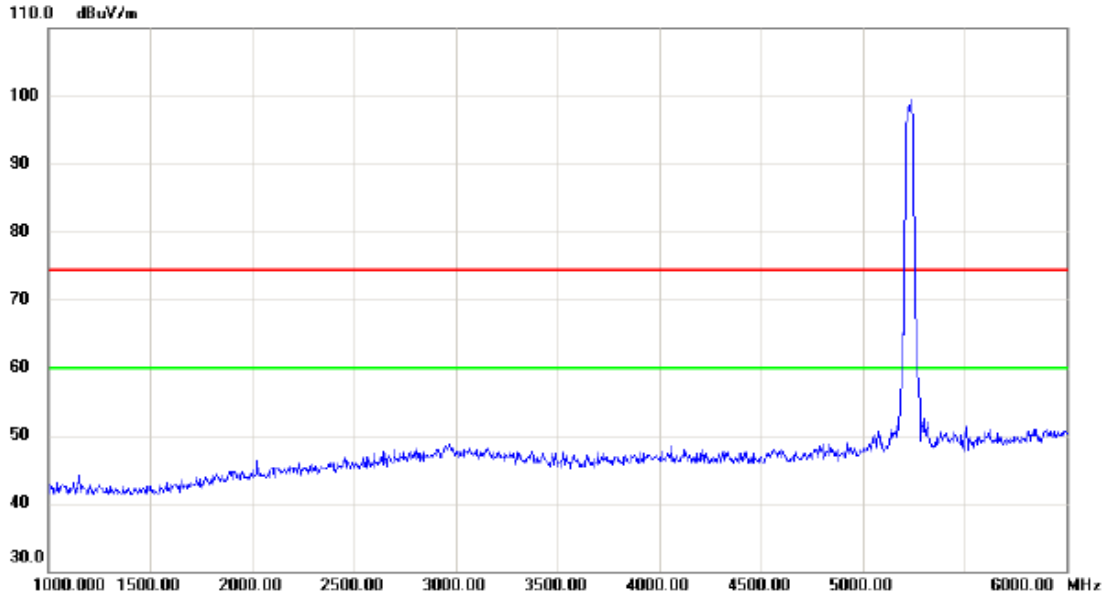
Horizontal



No.	Mk.	Freq. MHz	Reading Level dBuV	Correct Factor dB	Measure- ment dBuV/m	Limit dBuV/m	Margin dB	Detector	Comment
1	X	5228.200	58.01	40.89	98.90	68.30	30.60	peak	No Limit
2	*	5234.000	49.07	40.90	89.97	54.00	35.97	AVG	No Limit

Orthogonal Axis:	X
Test Mode:	UNII-1/ TX N40 Mode 5230MHz_MIMO

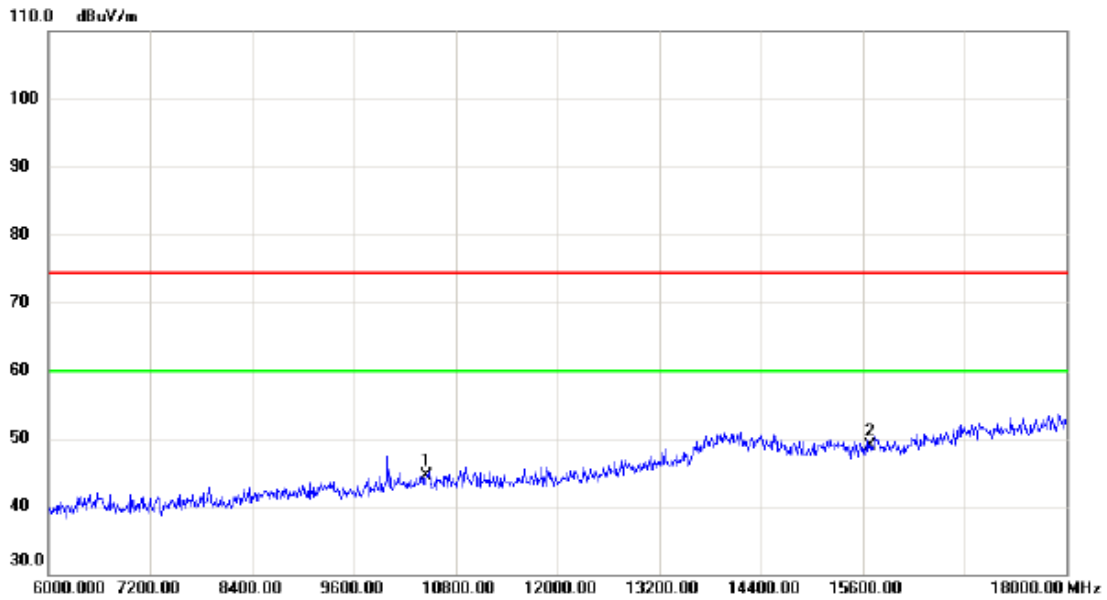
Horizontal



No.	Mk.	Freq.	Reading Level	Correct Factor	Measurement	Limit	Margin	Detector	Comment
		MHz	dBuV	dB	dBuV/m	dBuV/m	dB		
		5230	~98	0	~98	~74	~24		

Orthogonal Axis:	X
Test Mode:	UNII-1/ TX N40 Mode 5230MHz_MIMO

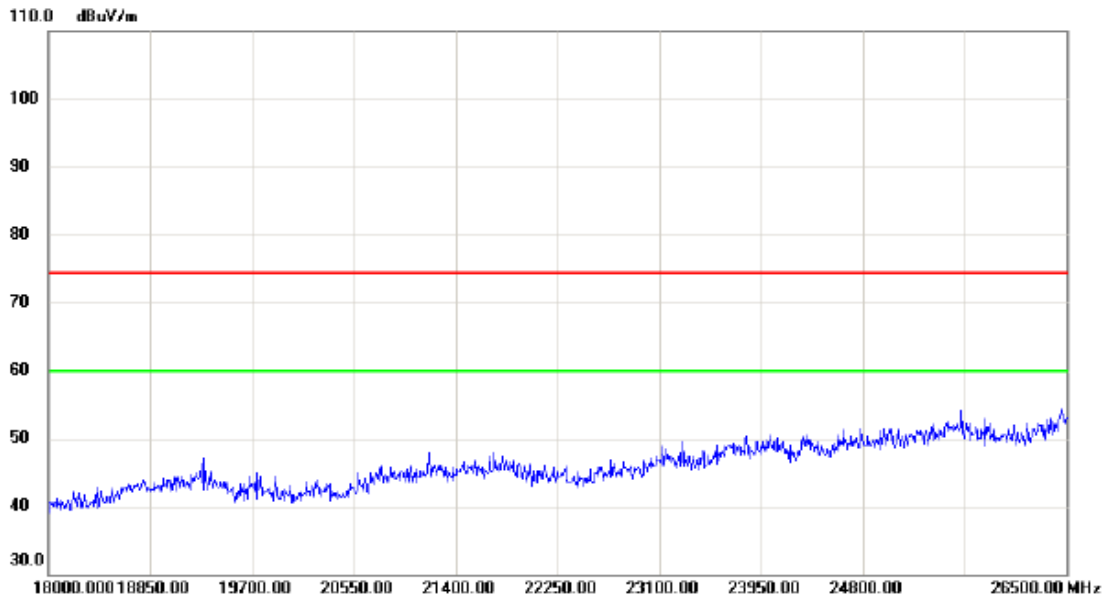
Horizontal



No.	Mk.	Freq. MHz	Reading Level dBuV	Correct Factor dB	Measure- ment dBuV/m	Limit dBuV/m	Margin dB	Detector	Comment
1		10460.000	29.11	15.49	44.60	74.30	-29.70	peak	
2	*	15690.000	30.08	18.88	48.96	74.30	-25.34	peak	

Orthogonal Axis:	X
Test Mode:	UNII-1/ TX N40 Mode 5230MHz_MIMO

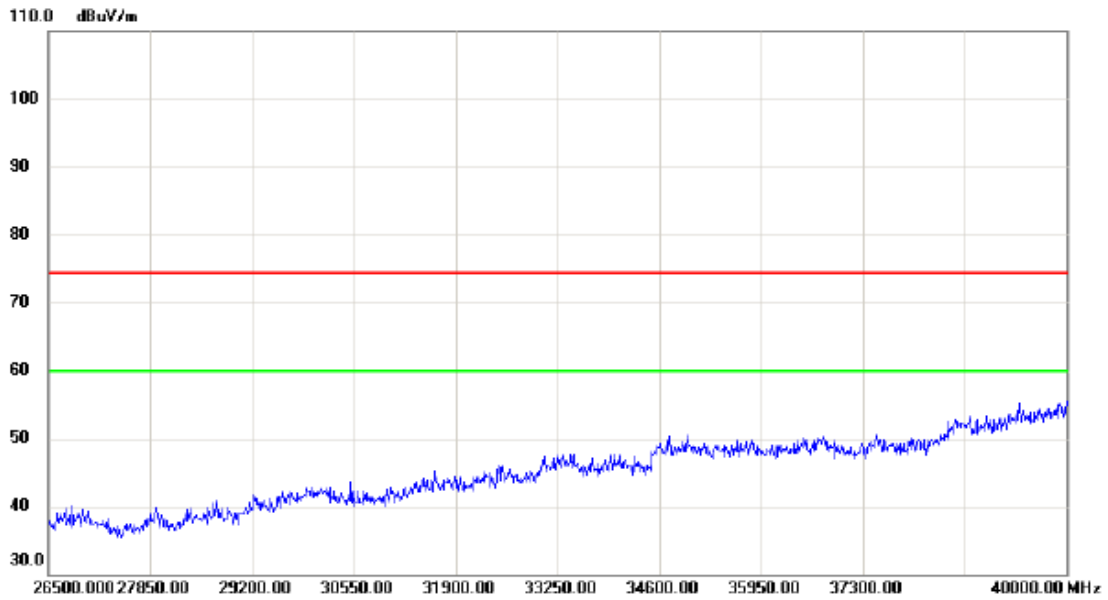
Horizontal



No.	Mk.	Freq.	Reading Level	Correct Factor	Measurement	Limit	Margin	Detector	Comment
		MHz	dBuV	dB	dBuV/m	dBuV/m	dB		

Orthogonal Axis:	X
Test Mode:	UNII-1/ TX N40 Mode 5230MHz_MIMO

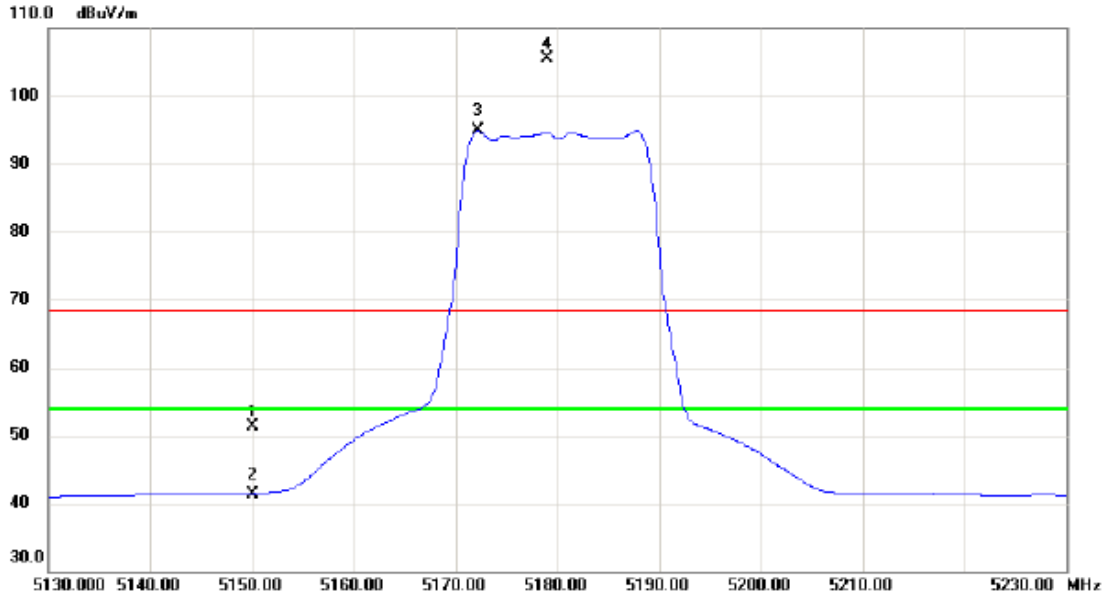
Horizontal



No.	Mk.	Freq.	Reading Level	Correct Factor	Measurement	Limit	Margin	Detector	Comment
		MHz	dBuV	dB	dBuV/m	dBuV/m	dB		

Orthogonal Axis:	X
Test Mode:	UNII-1/ TX AC20 Mode 5180MHz_MIMO

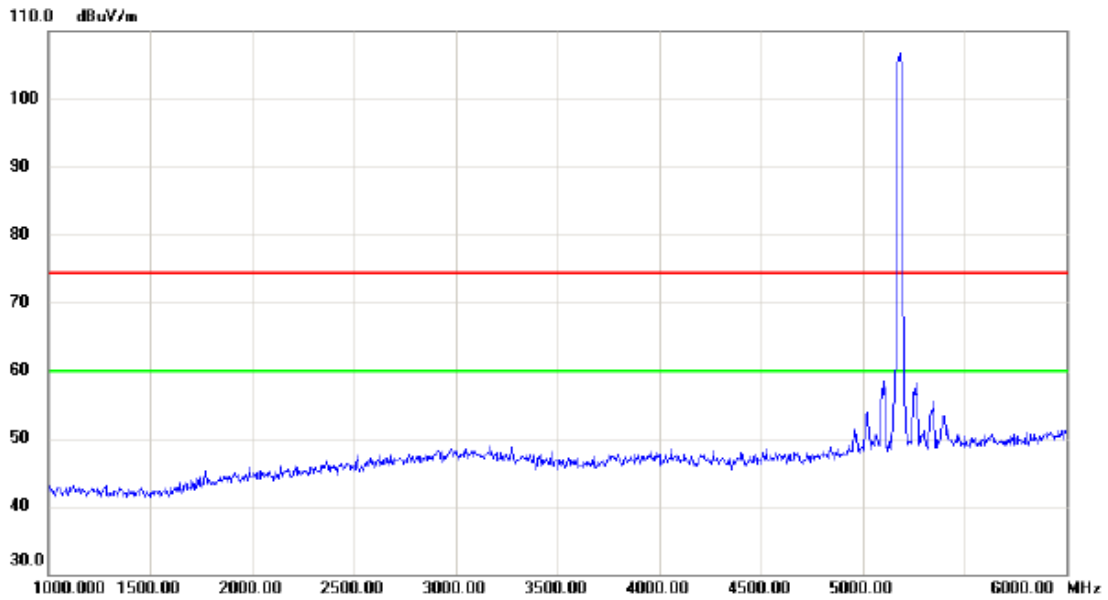
Vertical



No.	Mk.	Freq. MHz	Reading Level dBuV	Correct Factor dB	Measure- ment dBuV/m	Limit dBuV/m	Margin dB	Detector	Comment
1		5150.000	10.67	40.63	51.30	68.30	-17.00	peak	
2		5150.000	0.74	40.63	41.37	54.00	-12.63	AVG	
3	*	5172.200	54.22	40.69	94.91	54.00	40.91	AVG	No Limit
4	X	5179.000	64.79	40.72	105.51	68.30	37.21	peak	No Limit

Orthogonal Axis:	X
Test Mode:	UNII-1/ TX AC20 Mode 5180MHz_MIMO

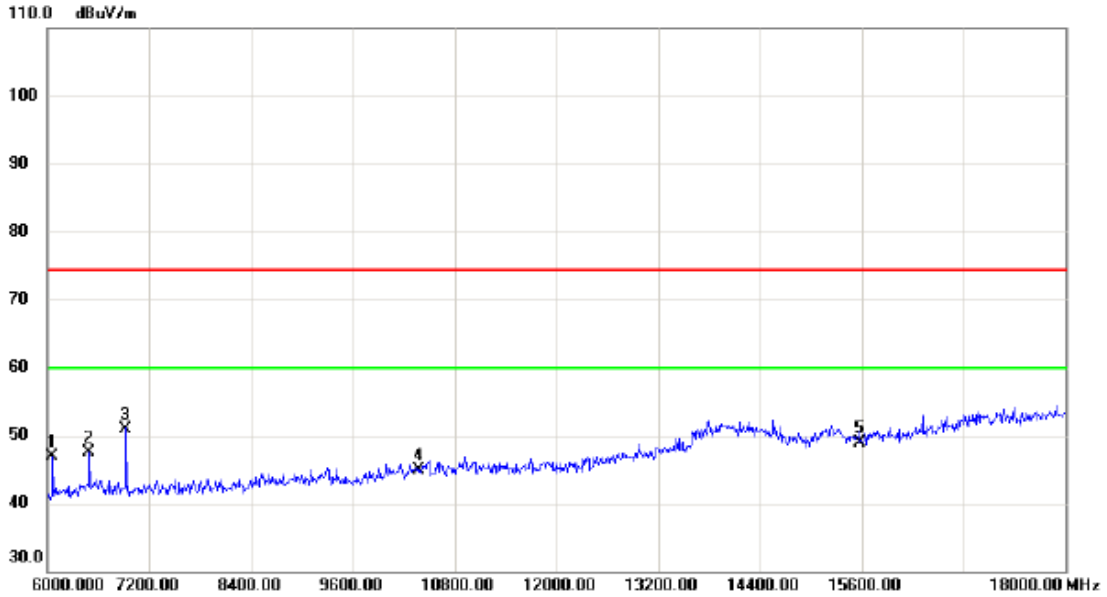
Vertical



No.	Mk.	Freq.	Reading Level	Correct Factor	Measurement	Limit	Margin	Detector	Comment
		MHz	dBuV	dB	dBuV/m	dBuV/m	dB		
		5180.00	105.0		105.0	75.0	30.0		

Orthogonal Axis:	X
Test Mode:	UNII-1/ TX AC20 Mode 5180MHz_MIMO

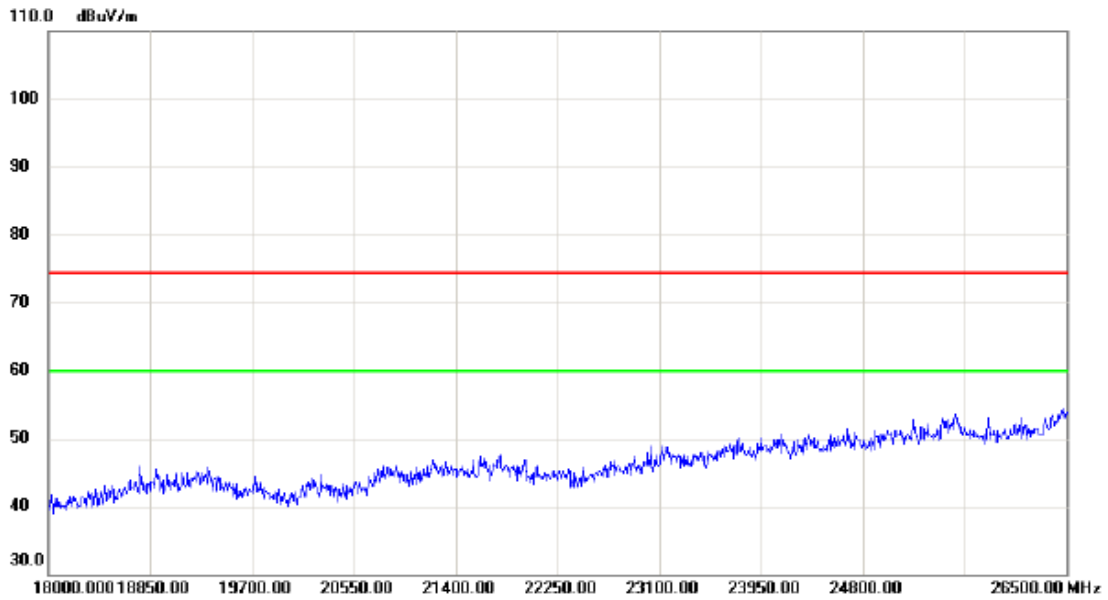
Vertical



No.	Mk.	Freq. MHz	Reading Level dBuV	Correct Factor dB	Measure- ment dBuV/m	Limit dBuV/m	Margin dB	Detector	Comment
1		6060.000	37.63	9.27	46.90	74.30	-27.40	peak	
2		6492.000	36.61	10.86	47.47	74.30	-26.83	peak	
3	*	6924.000	40.31	10.69	51.00	74.30	-23.30	peak	
4		10380.000	29.52	15.29	44.81	74.30	-29.49	peak	
5		15570.000	30.08	18.87	48.95	74.30	-25.35	peak	

Orthogonal Axis:	X
Test Mode:	UNII-1/ TX AC20 Mode 5180MHz_MIMO

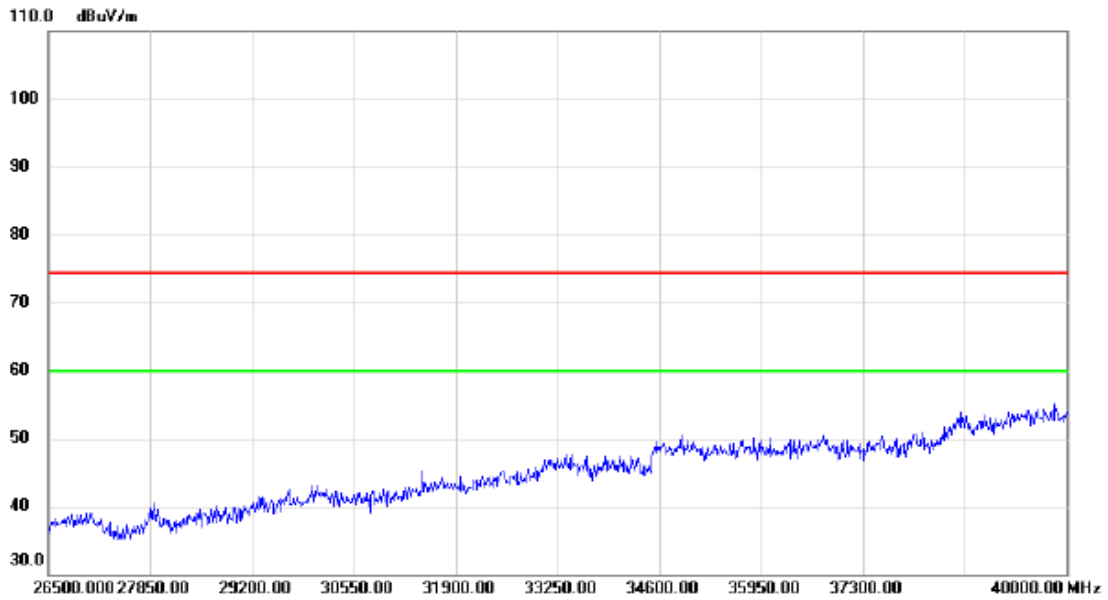
Vertical



No.	Mk.	Freq.	Reading Level	Correct Factor	Measurement	Limit	Margin	Detector	Comment
		MHz	dBuV	dB	dBuV/m	dBuV/m	dB		
		18000.000	40		40	75	35		
		18850.00	42		42	75	33		
		19700.00	41		41	75	34		
		20550.00	43		43	75	32		
		21400.00	44		44	75	31		
		22250.00	43		43	75	32		
		23100.00	45		45	75	30		
		23950.00	46		46	75	29		
		24800.00	47		47	75	28		
		25650.00	48		48	75	27		

Orthogonal Axis:	X
Test Mode:	UNII-1/ TX AC20 Mode 5180MHz_MIMO

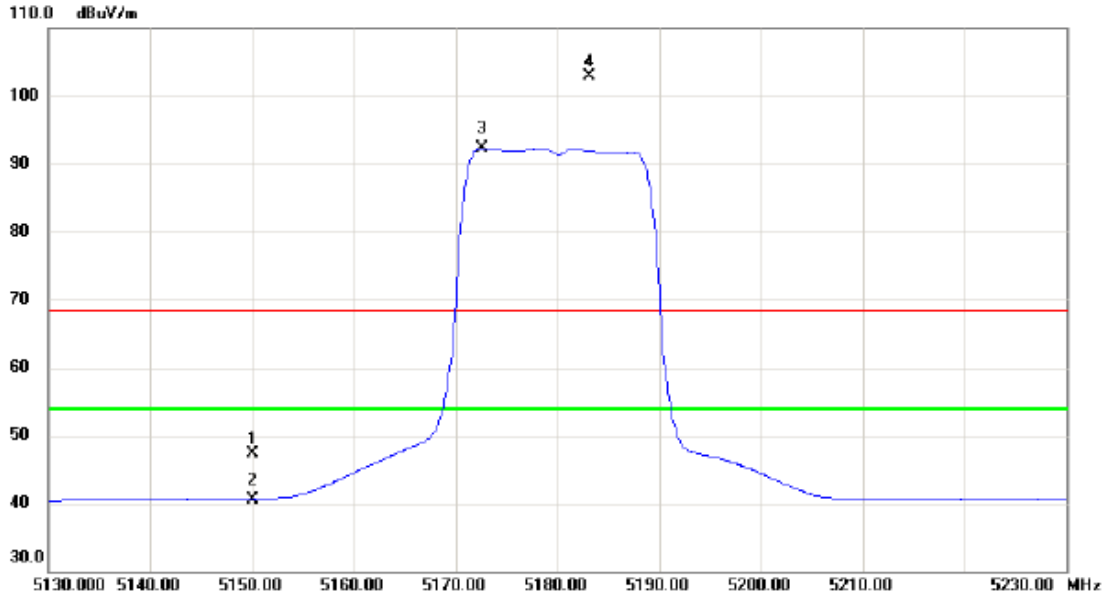
Vertical



No.	Mk.	Freq.	Reading Level	Correct Factor	Measurement	Limit	Margin		
		MHz	dBuV	dB	dBuV/m	dBuV/m	dB	Detector	Comment

Orthogonal Axis:	X
Test Mode:	UNII-1/ TX AC20 Mode 5180MHz_MIMO

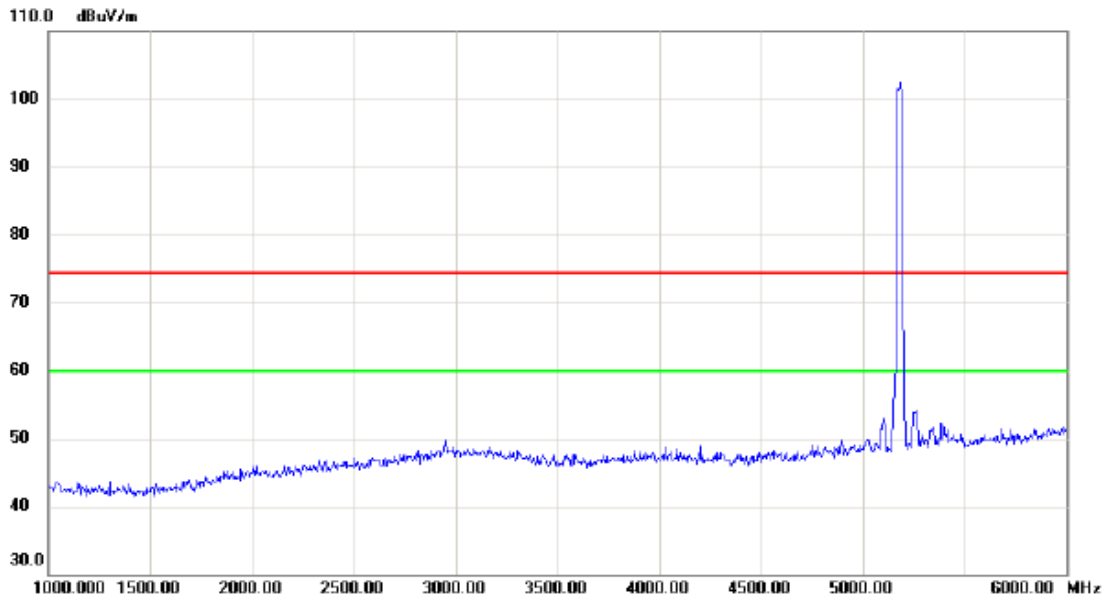
Horizontal



No.	Mk.	Freq.	Reading Level	Correct Factor	Measurement	Limit	Margin	Detector	Comment
		MHz	dBuV	dB	dBuV/m	dBuV/m	dB		
1		5150.000	6.66	40.63	47.29	68.30	-21.01	peak	
2		5150.000	-0.06	40.63	40.57	54.00	-13.43	AVG	
3	*	5172.600	51.69	40.70	92.39	54.00	38.39	AVG	No Limit
4	X	5183.100	62.19	40.73	102.92	68.30	34.62	peak	No Limit

Orthogonal Axis:	X
Test Mode:	UNII-1/ TX AC20 Mode 5180MHz_MIMO

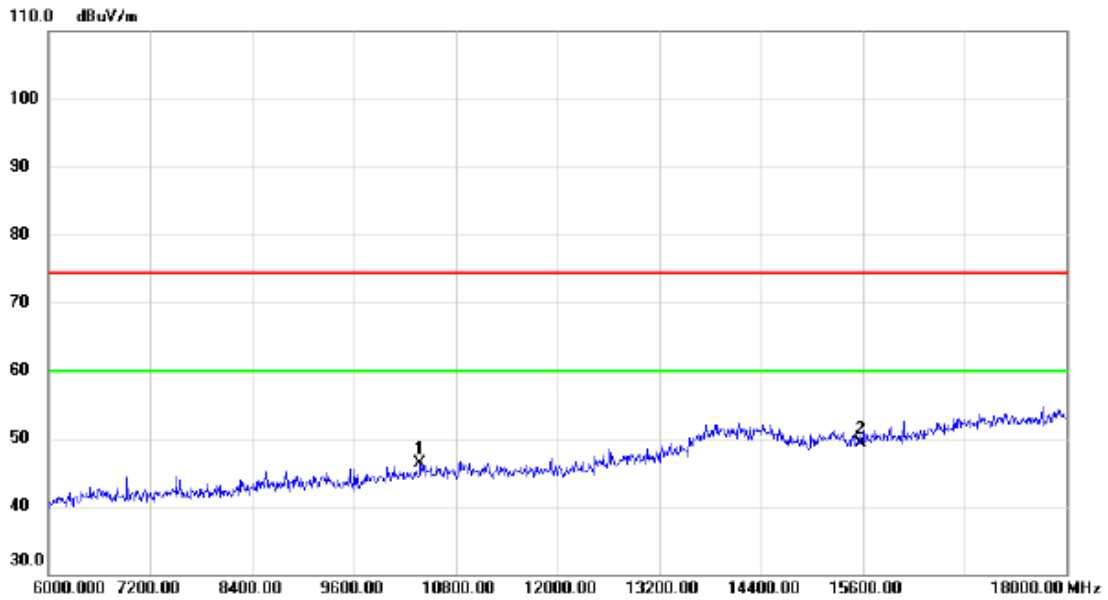
Horizontal



No.	Mk.	Freq.	Reading Level	Correct Factor	Measurement	Limit	Margin	Detector	Comment
		MHz	dBuV	dB	dBuV/m	dBuV/m	dB		
		5180.00	105.0	0.0	105.0	75.0	30.0		

Orthogonal Axis:	X
Test Mode:	UNII-1/ TX AC20 Mode 5180MHz_MIMO

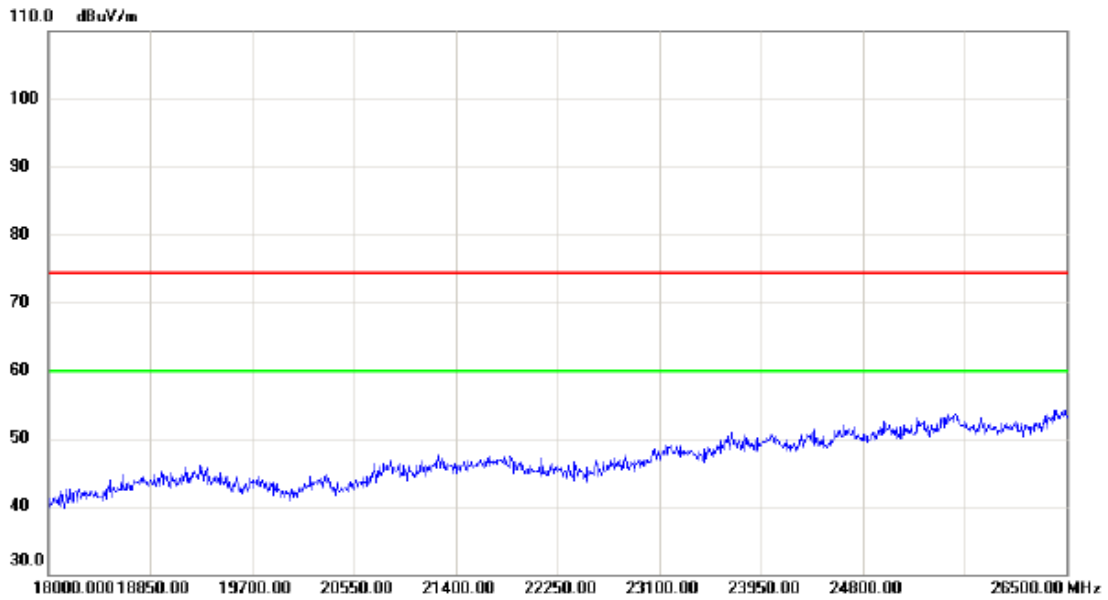
Horizontal



No.	Mk.	Freq. MHz	Reading Level dBuV	Correct Factor dB	Measure- ment dBuV/m	Limit dBuV/m	Margin dB	Detector	Comment
1		10380.000	31.10	15.29	46.39	74.30	-27.91	peak	
2	*	15570.000	30.49	18.87	49.36	74.30	-24.94	peak	

Orthogonal Axis:	X
Test Mode:	UNII-1/ TX AC20 Mode 5180MHz_MIMO

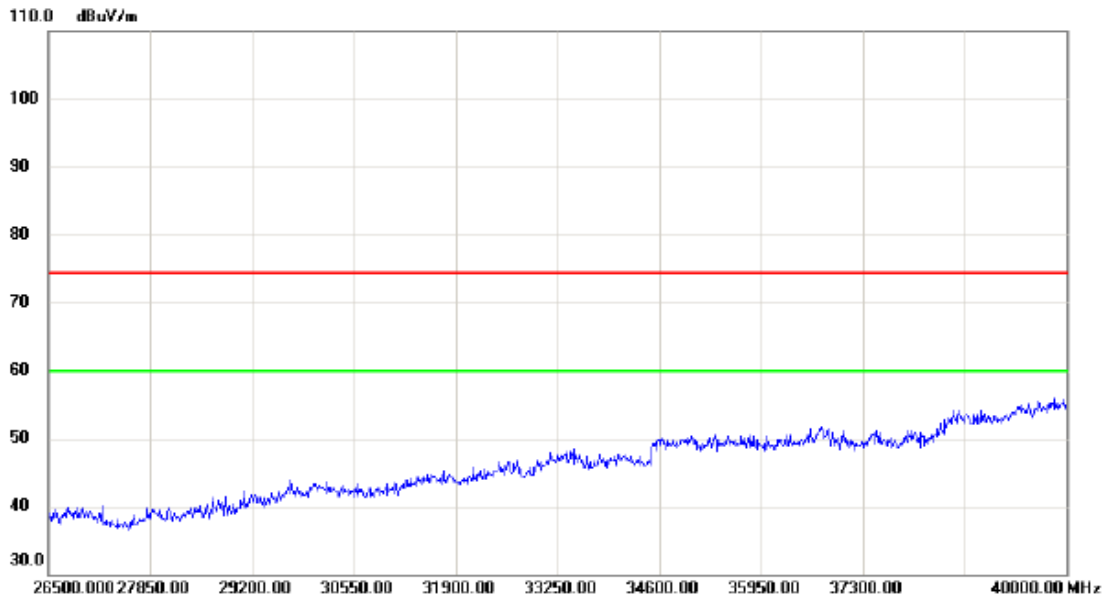
Horizontal



No.	Mk.	Freq.	Reading Level	Correct Factor	Measurement	Limit	Margin	Detector	Comment
		MHz	dBuV	dB	dBuV/m	dBuV/m	dB		

Orthogonal Axis:	X
Test Mode:	UNII-1/ TX AC20 Mode 5180MHz_MIMO

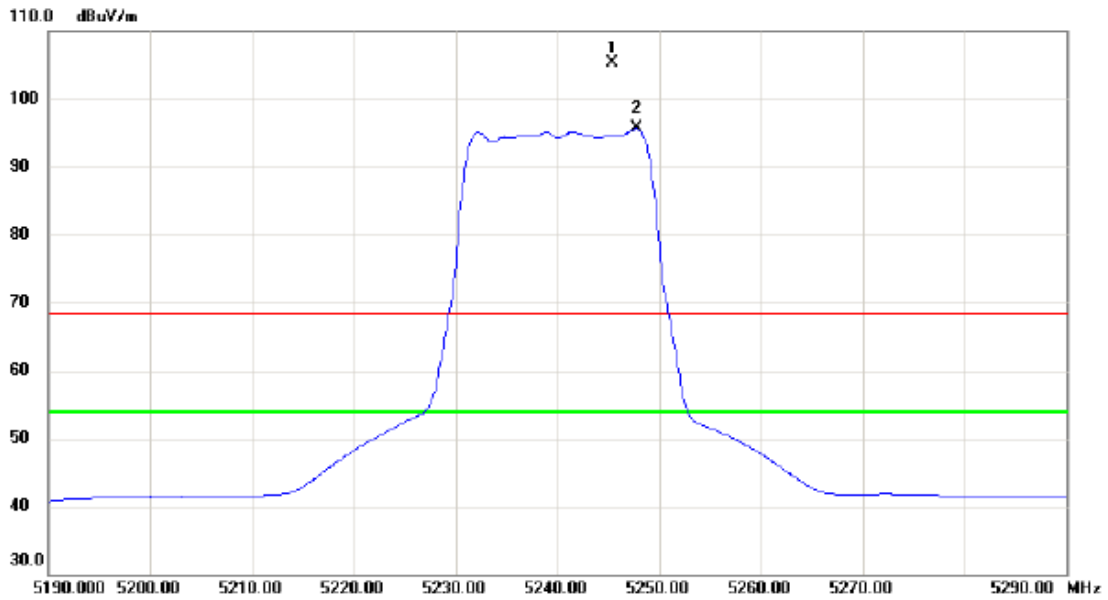
Horizontal



No.	Mk.	Freq.	Reading Level	Correct Factor	Measurement	Limit	Margin	Detector	Comment
		MHz	dBuV	dB	dBuV/m	dBuV/m	dB		
		26500.000	38		38				
		27850.00	38		38				
		29200.00	40		40				
		30550.00	42		42				
		31900.00	44		44				
		33250.00	46		46				
		34600.00	48		48				
		35950.00	49		49				
		37300.00	50		50				
		40000.00	55		55				

Orthogonal Axis:	X
Test Mode:	UNII-1/ TX AC20 Mode 5240MHz_MIMO

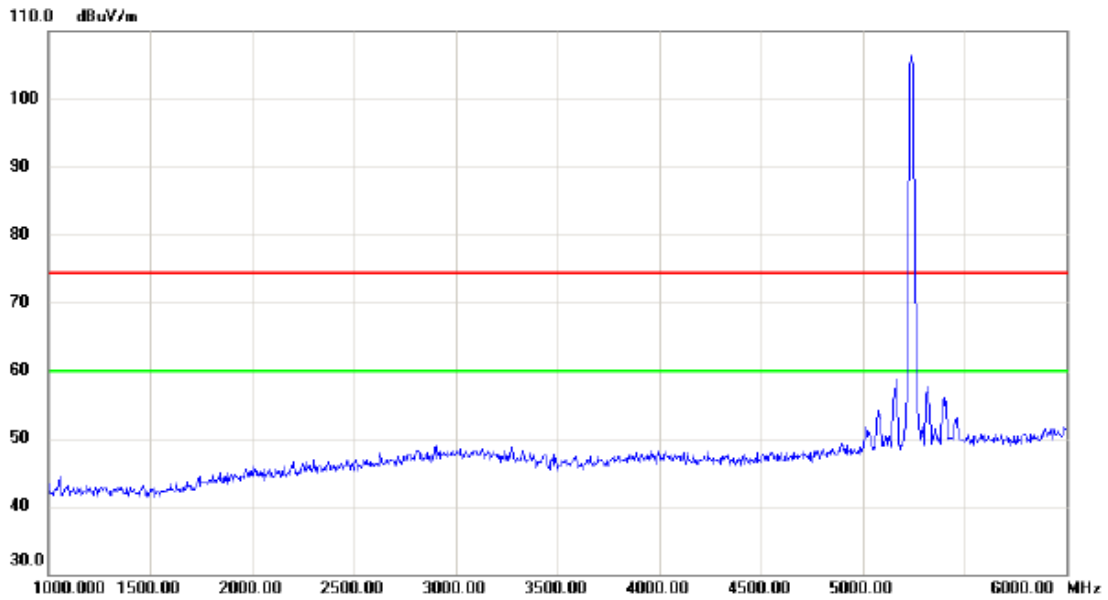
Vertical



No.	Mk.	Freq. MHz	Reading Level dBuV	Correct Factor dB	Measure- ment dBuV/m	Limit dBuV/m	Margin dB	Detector	Comment
1	X	5245.400	64.33	40.94	105.27	68.30	36.97	peak	No Limit
2	*	5247.800	54.67	40.94	95.61	54.00	41.61	AVG	No Limit

Orthogonal Axis:	X
Test Mode:	UNII-1/ TX AC20 Mode 5240MHz_MIMO

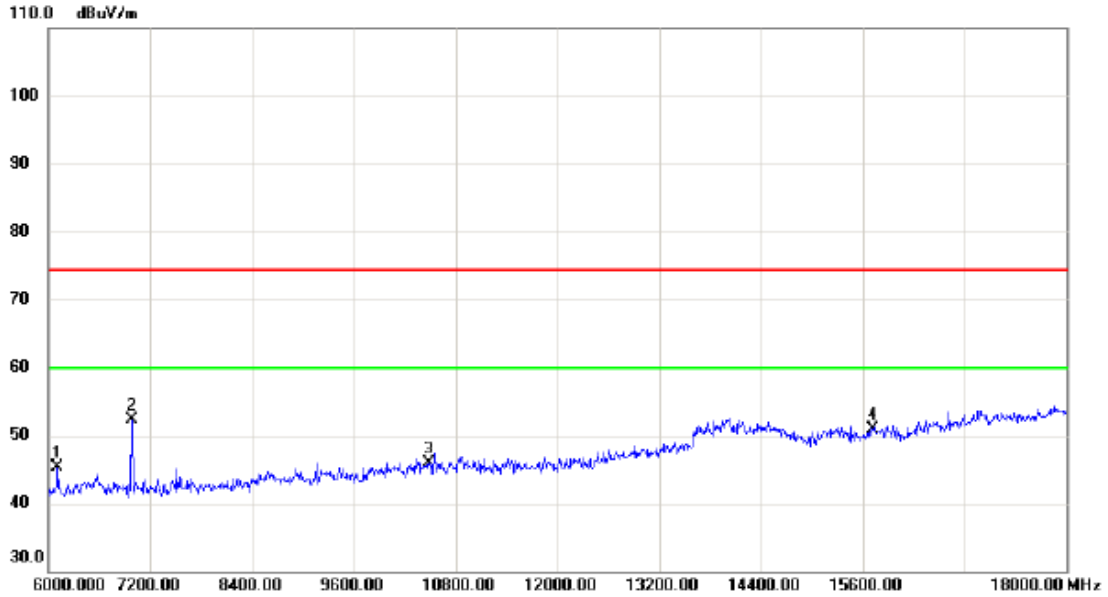
Vertical



No.	Mk.	Freq.	Reading Level	Correct Factor	Measurement	Limit	Margin	Detector	Comment
		MHz	dBuV	dB	dBuV/m	dBuV/m	dB		
		5240	105		105	74	31		

Orthogonal Axis:	X
Test Mode:	UNII-1/ TX AC20 Mode 5240MHz_MIMO

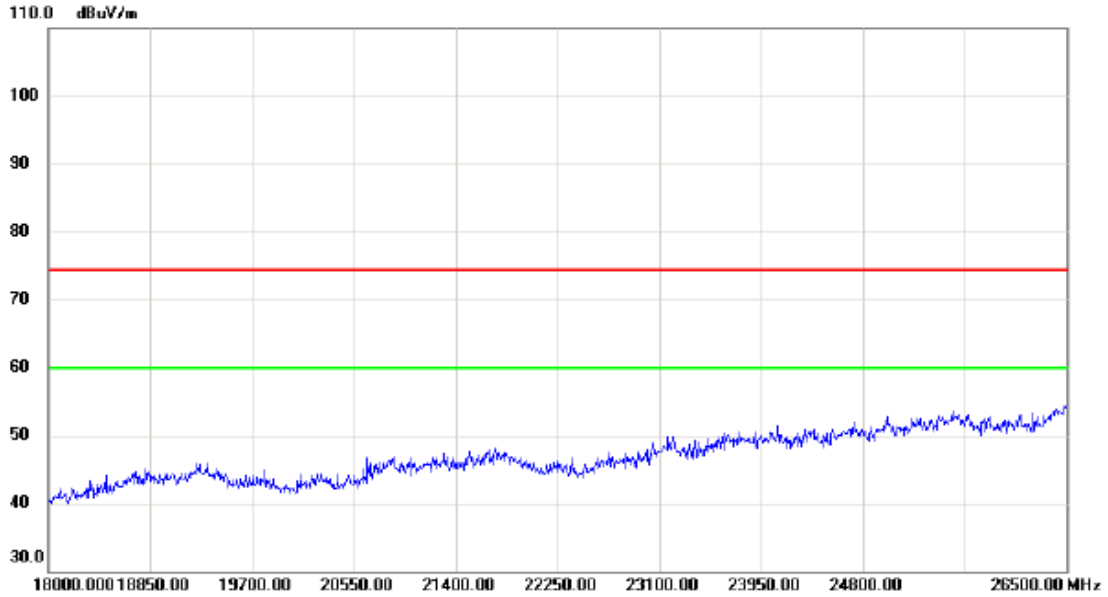
Vertical



No.	Mk.	Freq. MHz	Reading Level dBuV	Correct Factor dB	Measure- ment dBuV/m	Limit dBuV/m	Margin dB	Detector	Comment
1		6108.000	35.83	9.45	45.28	74.30	-29.02	peak	
2	*	6984.000	41.57	10.65	52.22	74.30	-22.08	peak	
3		10480.000	30.40	15.54	45.94	74.30	-28.36	peak	
4		15720.000	32.01	18.87	50.88	74.30	-23.42	peak	

Orthogonal Axis:	X
Test Mode:	UNII-1/ TX AC20 Mode 5240MHz_MIMO

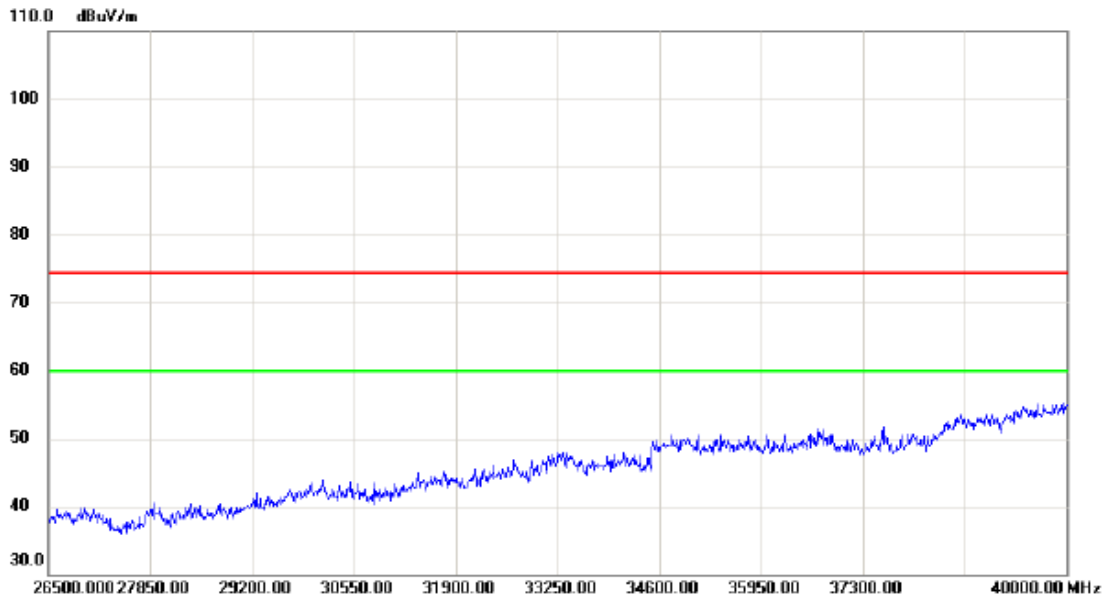
Vertical



No.	Mk.	Freq.	Reading Level	Correct Factor	Measurement	Limit	Margin	Detector	Comment
		MHz	dBuV	dB	dBuV/m	dBuV/m	dB		

Orthogonal Axis:	X
Test Mode:	UNII-1/ TX AC20 Mode 5240MHz_MIMO

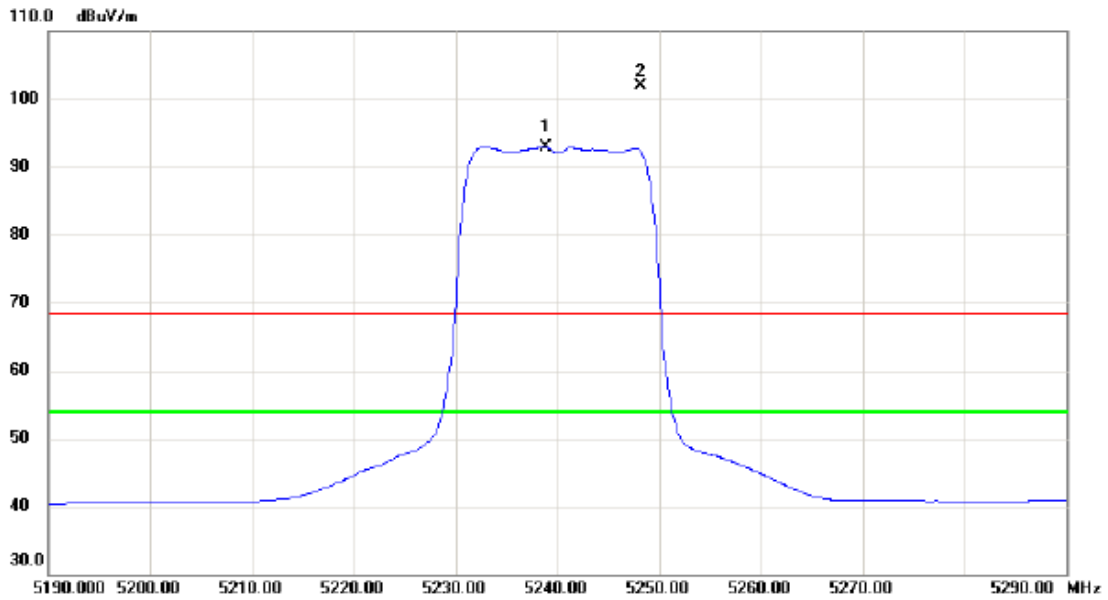
Vertical



No.	Mk.	Freq.	Reading Level	Correct Factor	Measurement	Limit	Margin	Detector	Comment
		MHz	dBuV	dB	dBuV/m	dBuV/m	dB		
		26500.000	38		38	75	37		
		27850.00	35		35	75	40		
		29200.00	40		40	75	35		
		30550.00	42		42	75	33		
		31900.00	45		45	75	30		
		33250.00	48		48	75	27		
		34600.00	50		50	75	25		
		35950.00	50		50	75	25		
		37300.00	52		52	75	23		
		40000.00	55		55	75	20		

Orthogonal Axis:	X
Test Mode:	UNII-1/ TX AC20 Mode 5240MHz_MIMO

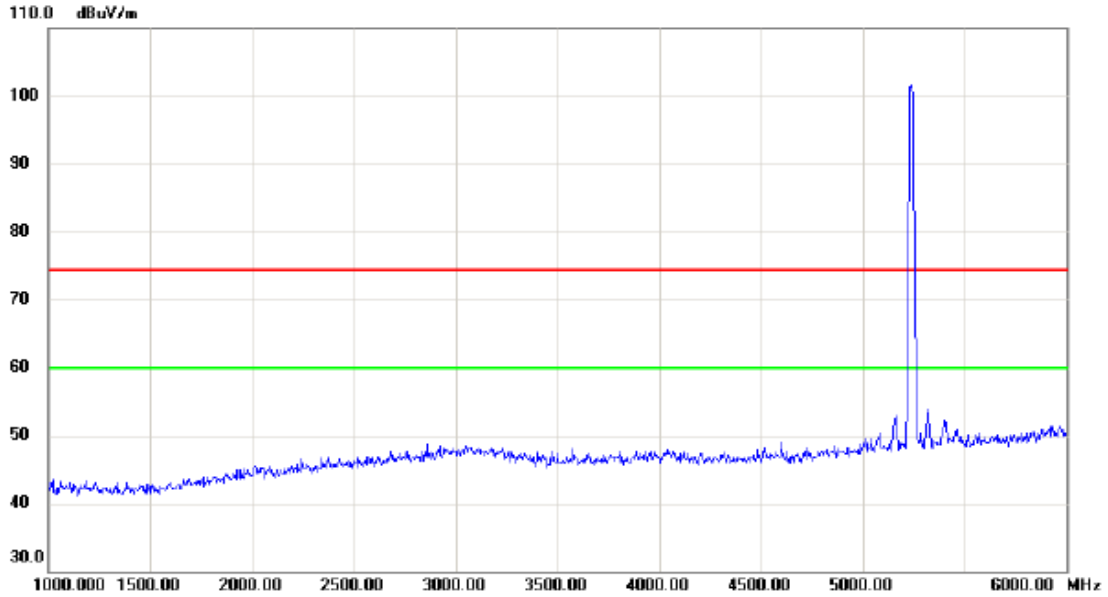
Horizontal



No.	Mk.	Freq. MHz	Reading Level dBuV	Correct Factor dB	Measure- ment dBuV/m	Limit dBuV/m	Margin dB	Detector	Comment
1	*	5238.900	51.98	40.92	92.90	54.00	38.90	AVG	No Limit
2	X	5248.200	61.02	40.95	101.97	68.30	33.67	peak	No Limit

Orthogonal Axis:	X
Test Mode:	UNII-1/ TX AC20 Mode 5240MHz_MIMO

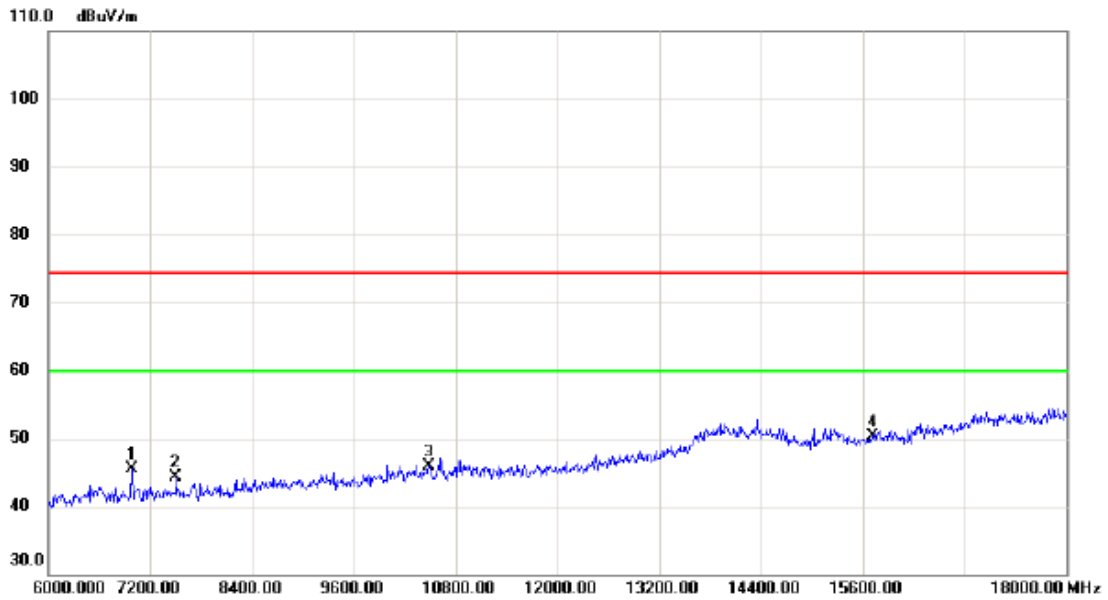
Horizontal



No.	Mk.	Freq.	Reading Level	Correct Factor	Measurement	Limit	Margin	Detector	Comment
		MHz	dBuV	dB	dBuV/m	dBuV/m	dB		
		5240	100		100	74	26		

Orthogonal Axis:	X
Test Mode:	UNII-1/ TX AC20 Mode 5240MHz_MIMO

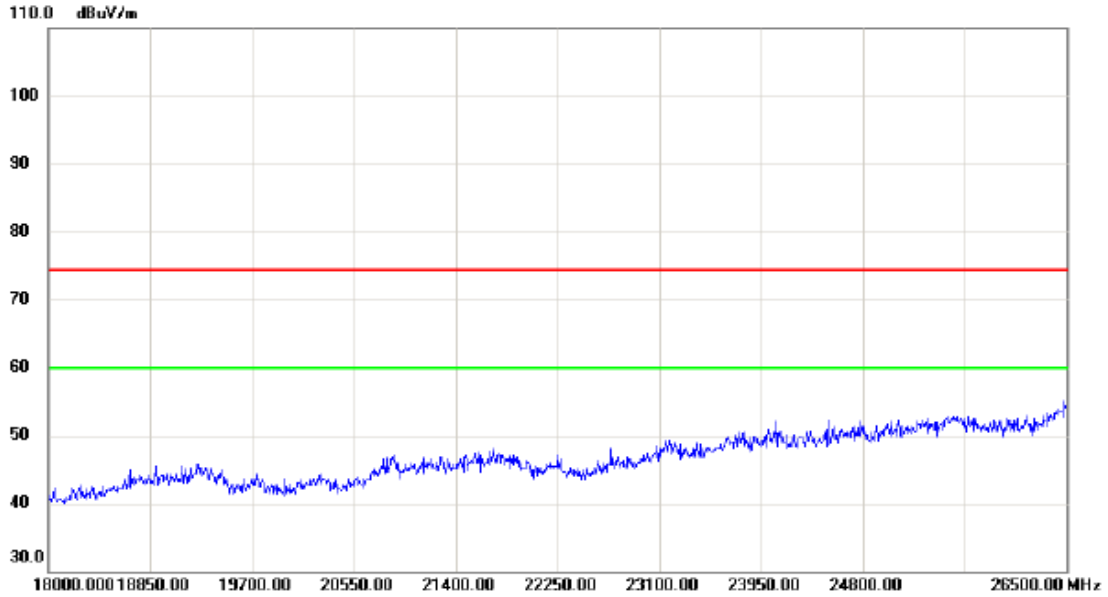
Horizontal



No.	Mk.	Freq. MHz	Reading Level dBuV	Correct Factor dB	Measure- ment dBuV/m	Limit dBuV/m	Margin dB	Detector	Comment
1		6984.000	34.81	10.65	45.46	74.30	-28.84	peak	
2		7500.000	32.57	11.76	44.33	74.30	-29.97	peak	
3		10480.000	30.32	15.54	45.86	74.30	-28.44	peak	
4	*	15720.000	31.38	18.87	50.25	74.30	-24.05	peak	

Orthogonal Axis:	X
Test Mode:	UNII-1/ TX AC20 Mode 5240MHz_MIMO

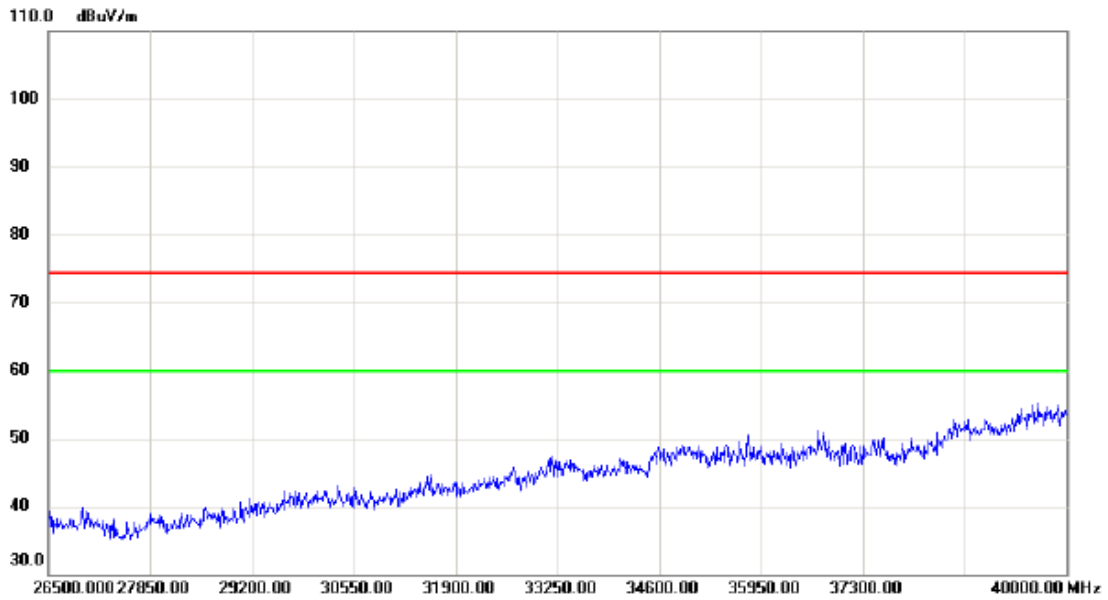
Horizontal



No.	Mk.	Freq.	Reading Level	Correct Factor	Measurement	Limit	Margin	Detector	Comment
		MHz	dBuV	dB	dBuV/m	dBuV/m	dB		
		18000.000	40		40	75	35		
		18850.00	42		42	75	33		
		19700.00	42		42	75	33		
		20550.00	42		42	75	33		
		21400.00	45		45	75	30		
		22250.00	45		45	75	30		
		23100.00	48		48	75	27		
		23950.00	48		48	75	27		
		24800.00	50		50	75	25		
		25650.00	52		52	75	23		

Orthogonal Axis:	X
Test Mode:	UNII-1/ TX AC20 Mode 5240MHz_MIMO

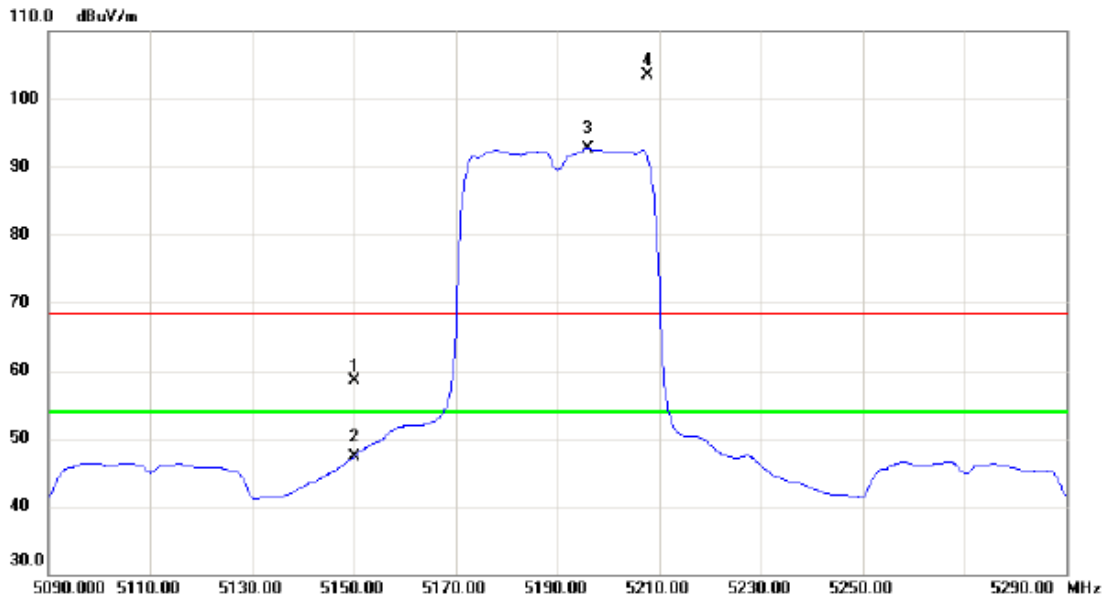
Horizontal



No.	Mk.	Freq.	Reading Level	Correct Factor	Measurement	Limit	Margin	Detector	Comment
		MHz	dBuV	dB	dBuV/m	dBuV/m	dB		

Orthogonal Axis:	X
Test Mode:	UNII-1/ TX AC40 Mode 5190MHz_MIMO

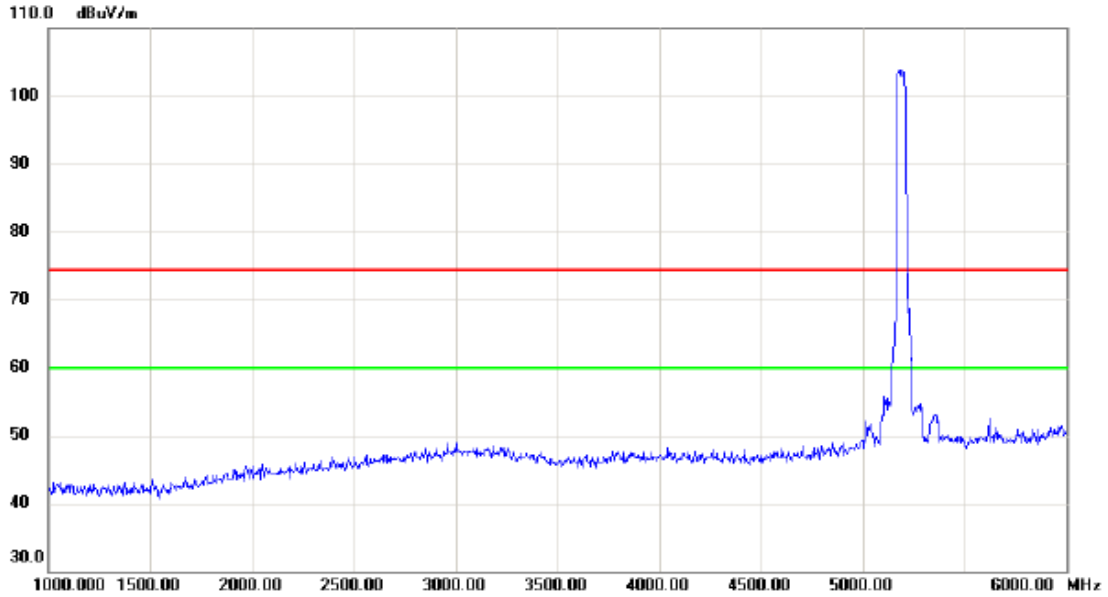
Vertical



No.	Mk.	Freq. MHz	Reading Level dBuV	Correct Factor dB	Measure- ment dBuV/m	Limit dBuV/m	Margin dB	Detector	Comment
1		5150.000	17.82	40.63	58.45	68.30	-9.85	peak	
2		5150.000	6.63	40.63	47.26	54.00	-6.74	AVG	
3	*	5196.000	51.91	40.78	92.69	54.00	38.69	AVG	No Limit
4	X	5207.600	62.70	40.82	103.52	68.30	35.22	peak	No Limit

Orthogonal Axis:	X
Test Mode:	UNII-1/ TX AC40 Mode 5190MHz_MIMO

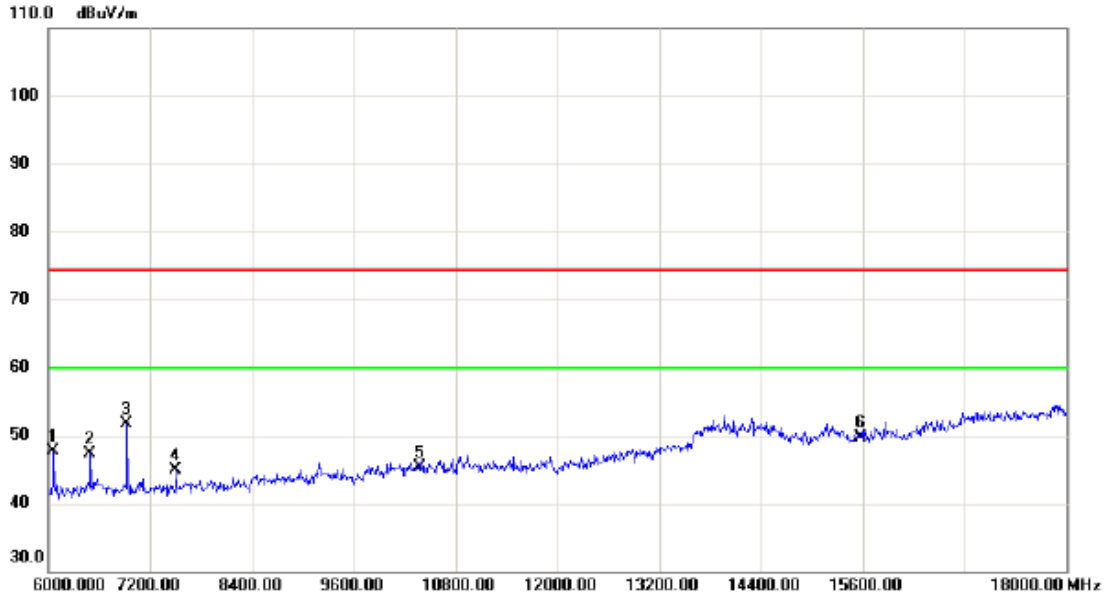
Vertical



No.	Mk.	Freq.	Reading Level	Correct Factor	Measurement	Limit	Margin	Detector	Comment
		MHz	dBuV	dB	dBuV/m	dBuV/m	dB		
		5190.00	105.0	0.0	105.0	75.0	30.0		

Orthogonal Axis:	X
Test Mode:	UNII-1/ TX AC40 Mode 5190MHz_MIMO

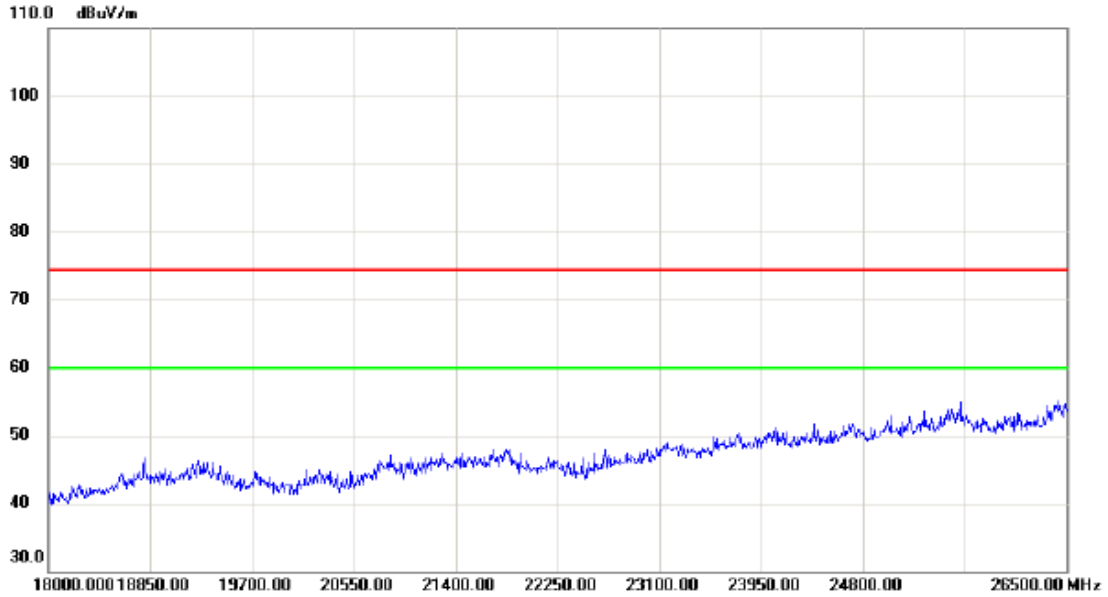
Vertical



No.	Mk.	Freq. MHz	Reading Level dBuV	Correct Factor dB	Measure- ment dBuV/m	Limit dBuV/m	Margin dB	Detector	Comment
1		6060.000	38.43	9.27	47.70	74.30	-26.60	peak	
2		6492.000	36.39	10.86	47.25	74.30	-27.05	peak	
3	*	6924.000	40.99	10.69	51.68	74.30	-22.62	peak	
4		7500.000	33.12	11.76	44.88	74.30	-29.42	peak	
5		10380.000	30.11	15.29	45.40	74.30	-28.90	peak	
6		15570.000	30.83	18.87	49.70	74.30	-24.60	peak	

Orthogonal Axis:	X
Test Mode:	UNII-1/ TX AC40 Mode 5190MHz_MIMO

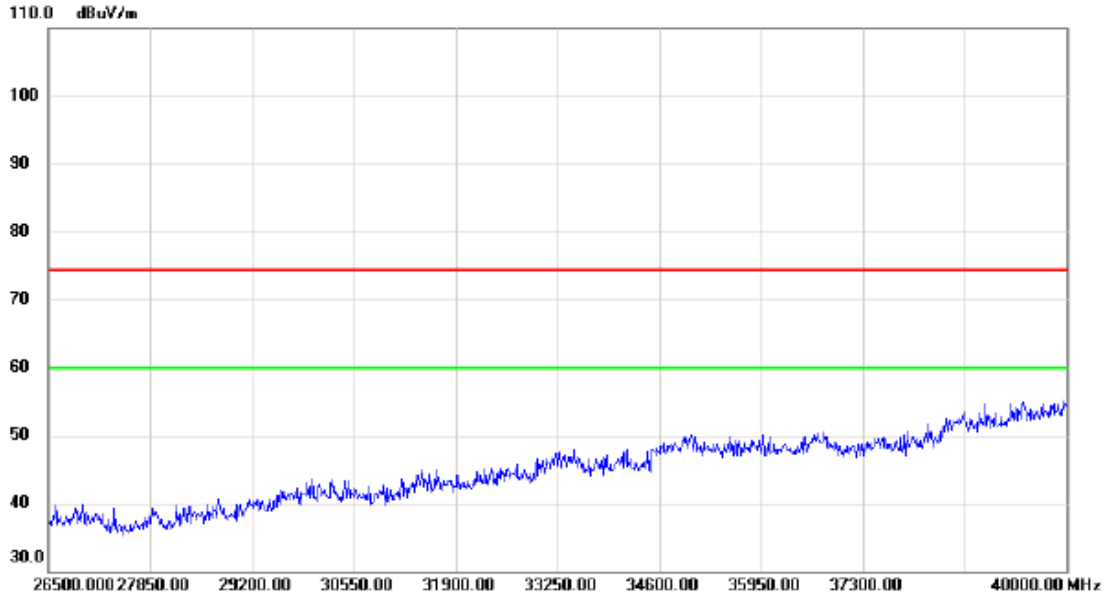
Vertical



No.	Mk.	Freq.	Reading Level	Correct Factor	Measurement	Limit	Margin	Detector	Comment
		MHz	dBuV	dB	dBuV/m	dBuV/m	dB		

Orthogonal Axis:	X
Test Mode:	UNII-1/ TX AC40 Mode 5190MHz_MIMO

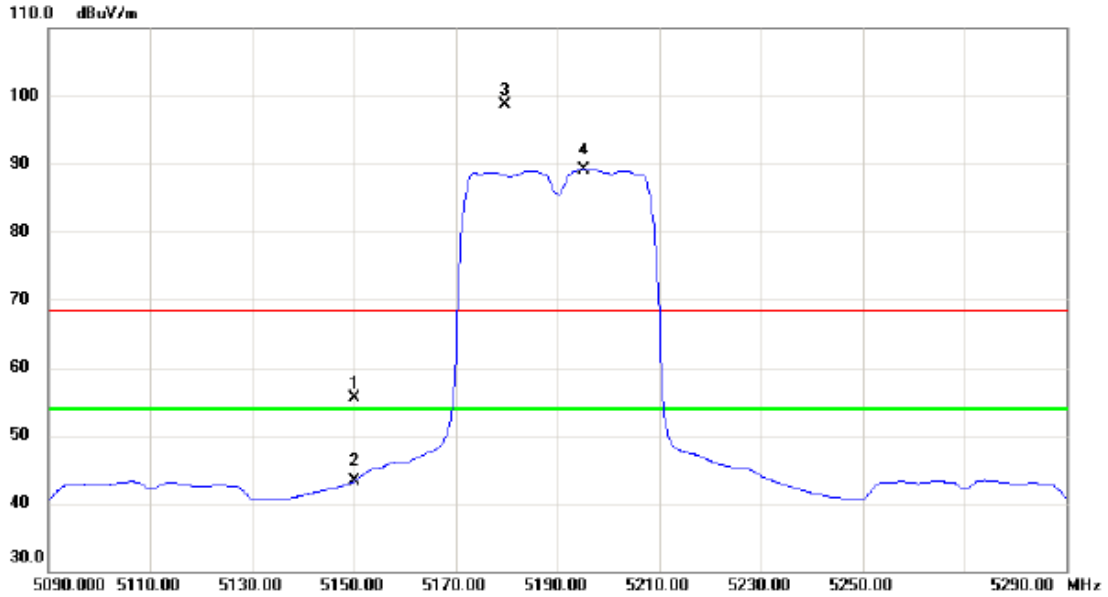
Vertical



No.	Mk.	Freq.	Reading Level	Correct Factor	Measurement	Limit	Margin	Detector	Comment
		MHz	dBuV	dB	dBuV/m	dBuV/m	dB		
		26500.000	38		38	75	37		
		27850.00	36		36	75	39		
		29200.00	38		38	75	37		
		30550.00	40		40	75	35		
		31900.00	42		42	75	33		
		33250.00	45		45	75	30		
		34600.00	48		48	75	27		
		35950.00	48		48	75	27		
		37300.00	48		48	75	27		
		40000.00	55		55	75	20		

Orthogonal Axis:	X
Test Mode:	UNII-1/ TX AC40 Mode 5190MHz_MIMO

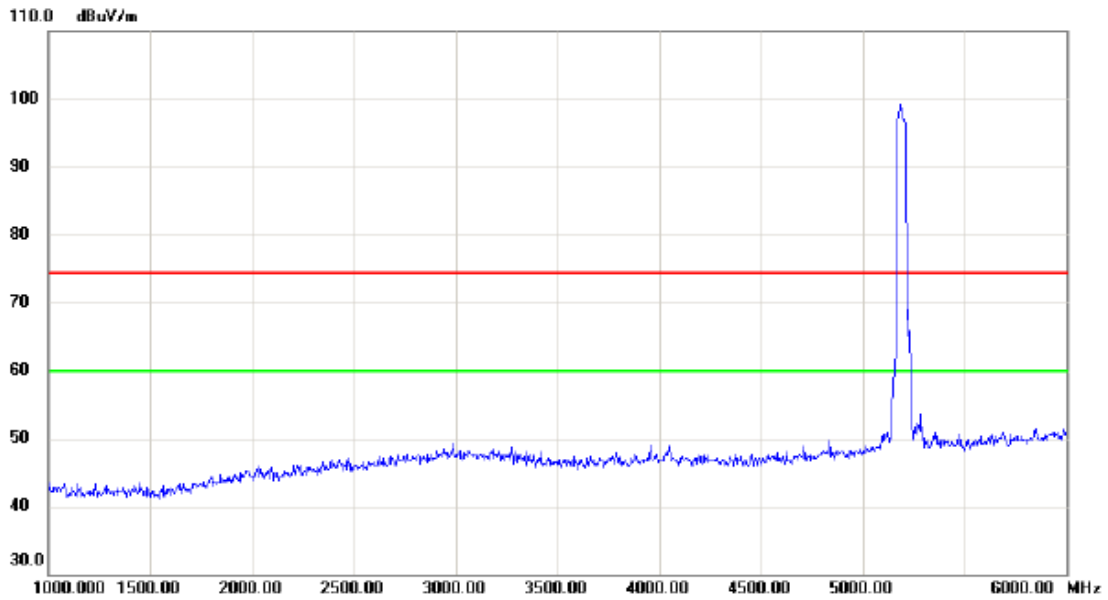
Horizontal



No.	Mk.	Freq. MHz	Reading Level dBuV	Correct Factor dB	Measure- ment dBuV/m	Limit dBuV/m	Margin dB	Detector	Comment
1		5150.000	14.85	40.63	55.48	68.30	-12.82	peak	
2		5150.000	2.62	40.63	43.25	54.00	-10.75	AVG	
3	X	5179.600	57.95	40.72	98.67	68.30	30.37	peak	No Limit
4	*	5195.200	48.42	40.78	89.20	54.00	35.20	AVG	No Limit

Orthogonal Axis:	X
Test Mode:	UNII-1/ TX AC40 Mode 5190MHz_MIMO

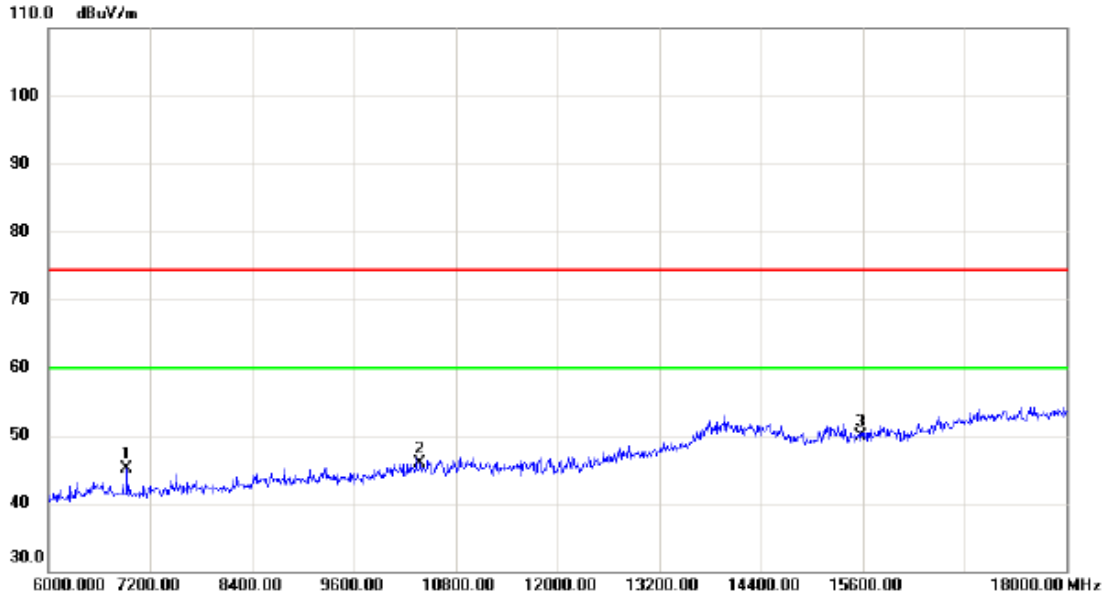
Horizontal



No.	Mk.	Freq.	Reading Level	Correct Factor	Measurement	Limit	Margin	Detector	Comment
		MHz	dBuV	dB	dBuV/m	dBuV/m	dB		
		5190.00	100.0		100.0	75.0	25.0		

Orthogonal Axis:	X
Test Mode:	UNII-1/ TX AC40 Mode 5190MHz_MIMO

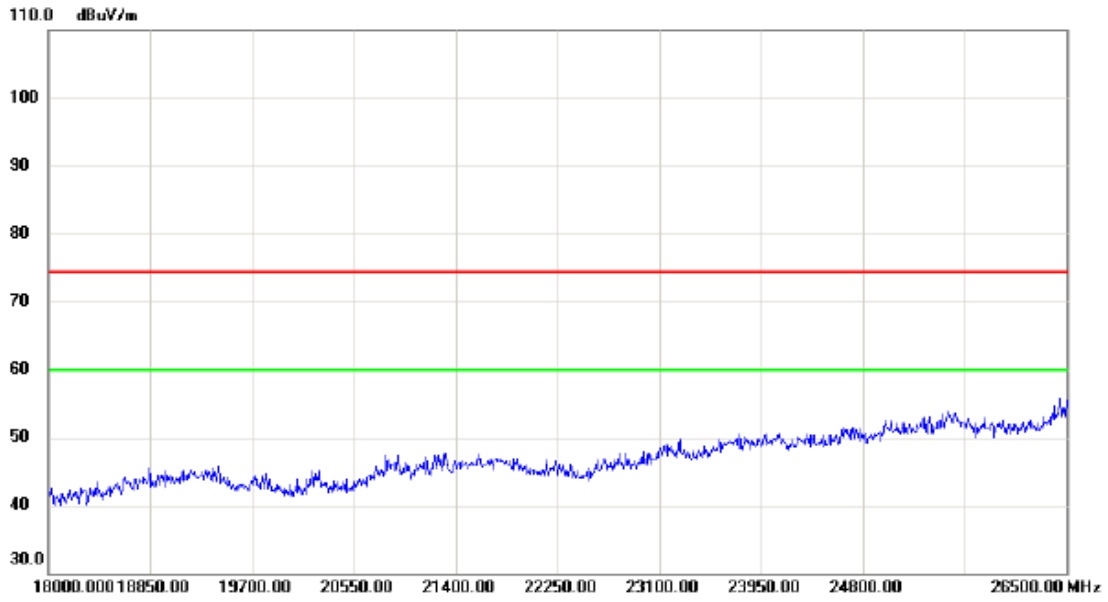
Horizontal



No.	Mk.	Freq. MHz	Reading Level dBuV	Correct Factor dB	Measure- ment dBuV/m	Limit dBuV/m	Margin dB	Detector	Comment
1		6924.000	34.50	10.69	45.19	74.30	-29.11	peak	
2		10380.000	30.69	15.29	45.98	74.30	-28.32	peak	
3	*	15570.000	31.00	18.87	49.87	74.30	-24.43	peak	

Orthogonal Axis:	X
Test Mode:	UNII-1/ TX AC40 Mode 5190MHz_MIMO

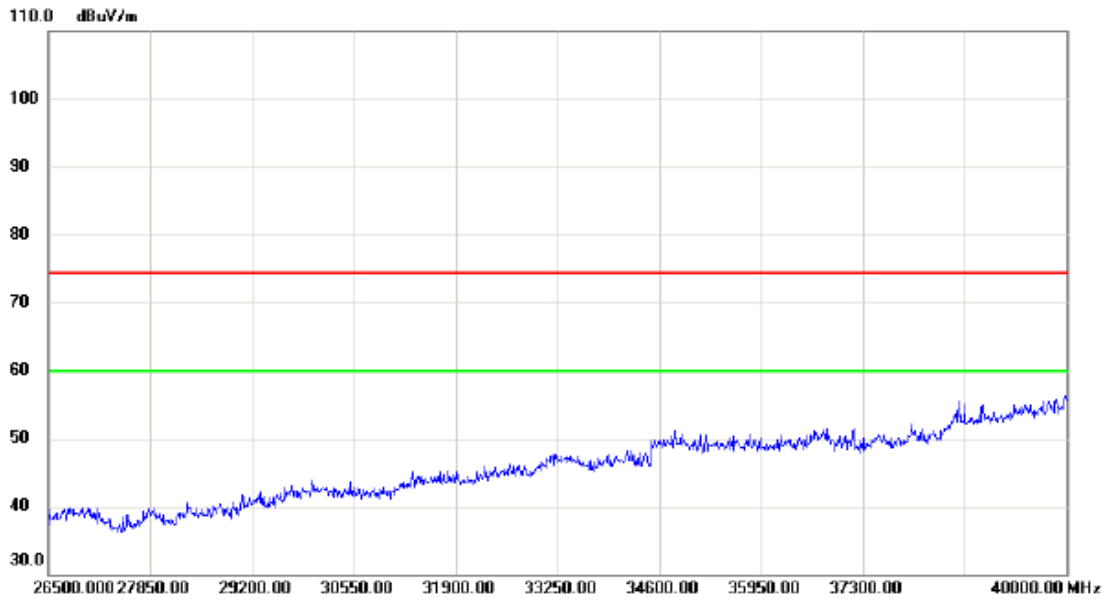
Horizontal



No.	Mk.	Freq.	Reading Level	Correct Factor	Measurement	Limit	Margin	Detector	Comment
		MHz	dBuV	dB	dBuV/m	dBuV/m	dB		

Orthogonal Axis:	X
Test Mode:	UNII-1/ TX AC40 Mode 5190MHz_MIMO

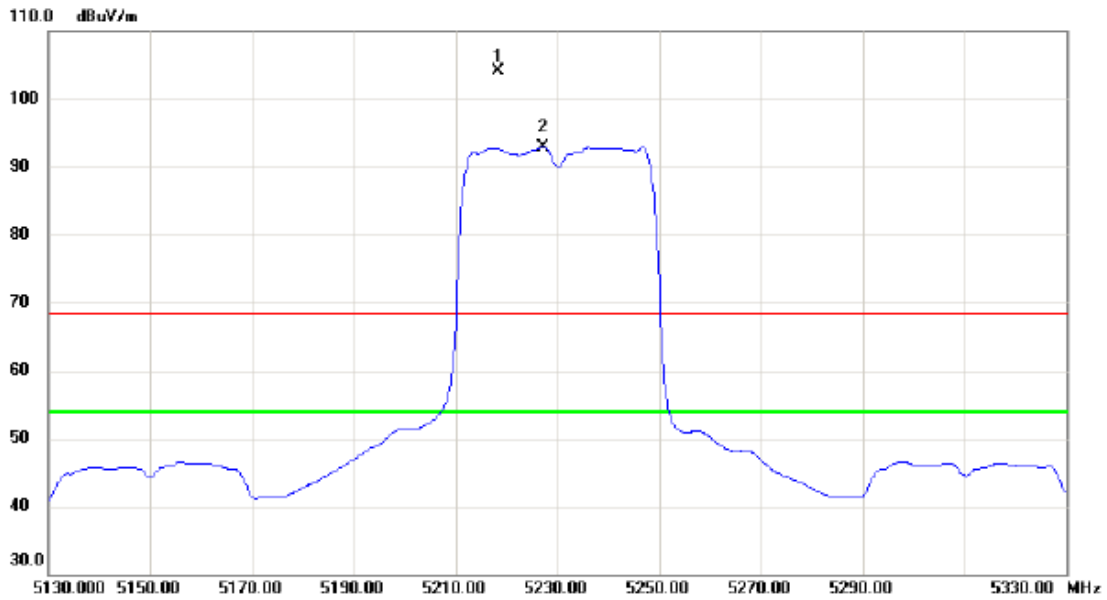
Horizontal



No.	Mk.	Freq.	Reading Level	Correct Factor	Measurement	Limit	Margin	Detector	Comment
		MHz	dBuV	dB	dBuV/m	dBuV/m	dB		
		26500.000	38		38				
		27850.00	38		38				
		29200.00	40		40				
		30550.00	42		42				
		31900.00	44		44				
		33250.00	46		46				
		34600.00	48		48				
		35950.00	49		49				
		37300.00	50		50				
		40000.00	55		55				

Orthogonal Axis:	X
Test Mode:	UNII-1/ TX AC40 Mode 5230MHz_MIMO

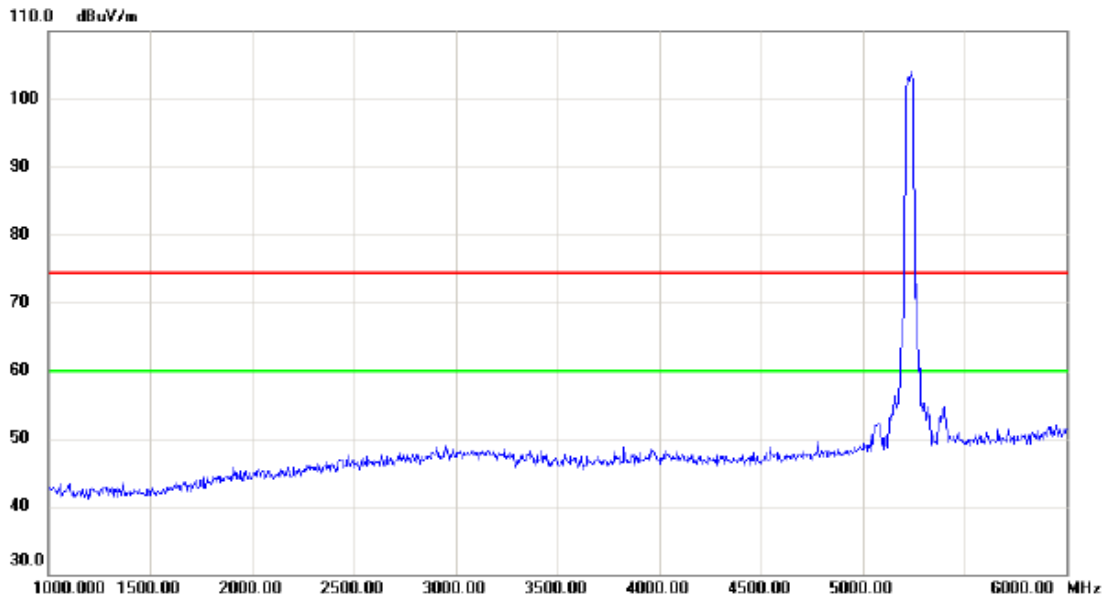
Vertical



No.	Mk.	Freq. MHz	Reading Level dBuV	Correct Factor dB	Measure- ment dBuV/m	Limit dBuV/m	Margin dB	Detector	Comment
1	X	5218.400	63.32	40.85	104.17	68.30	35.87	peak	No Limit
2	*	5227.200	51.97	40.88	92.85	54.00	38.85	AVG	No Limit

Orthogonal Axis:	X
Test Mode:	UNII-1/ TX AC40 Mode 5230MHz_MIMO

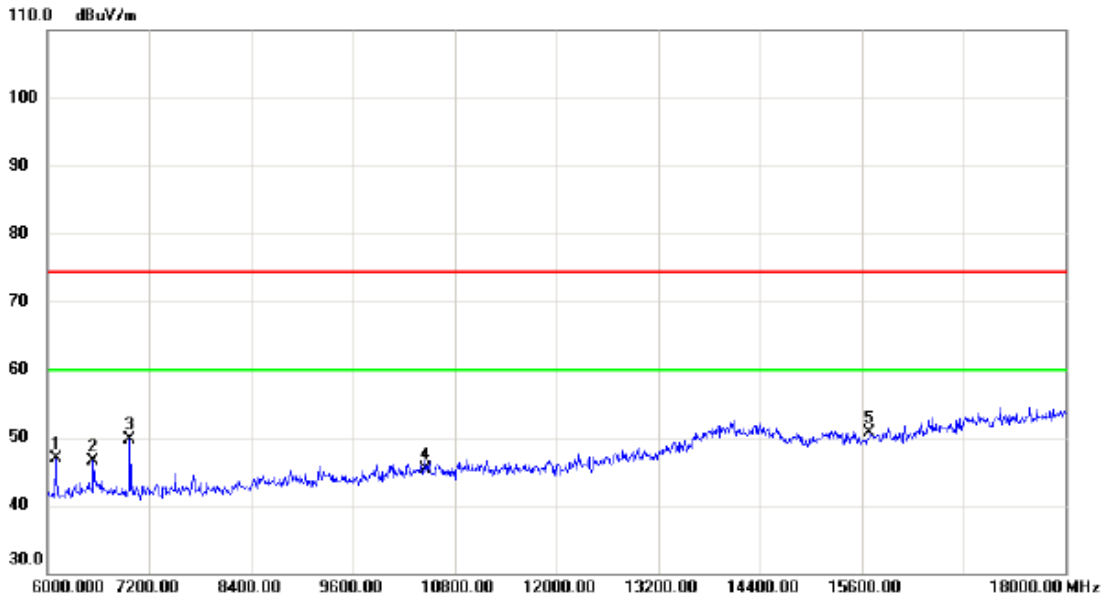
Vertical



No.	Mk.	Freq.	Reading Level	Correct Factor	Measurement	Limit	Margin	Detector	Comment
		MHz	dBuV	dB	dBuV/m	dBuV/m	dB		
		5230	105		105	75	30		

Orthogonal Axis:	X
Test Mode:	UNII-1/ TX AC40 Mode 5230MHz_MIMO

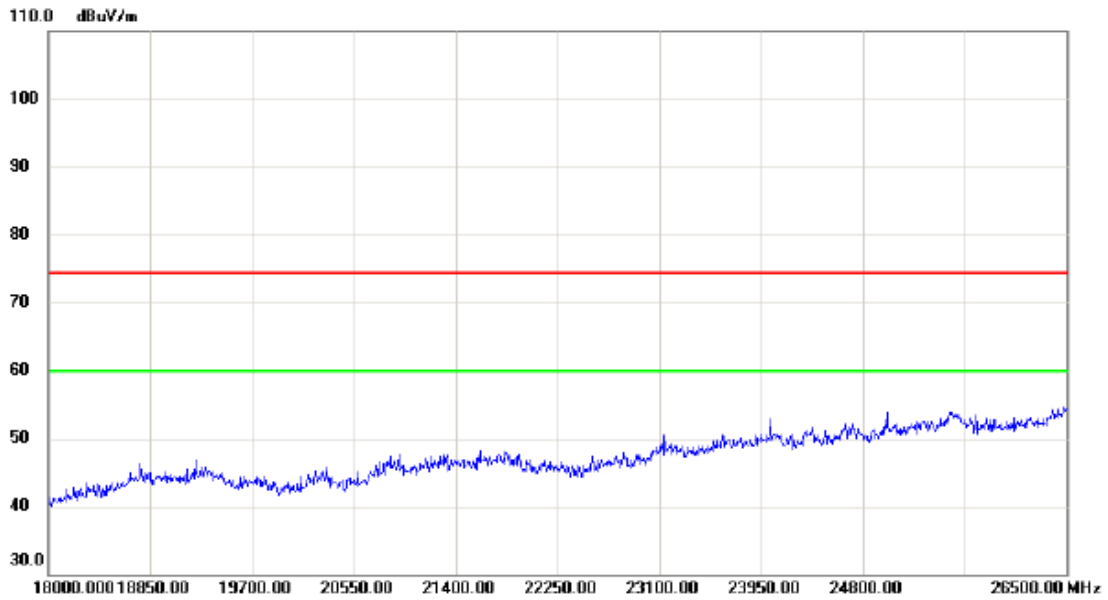
Vertical



No.	Mk.	Freq. MHz	Reading Level dBuV	Correct Factor dB	Measure- ment dBuV/m	Limit dBuV/m	Margin dB	Detector	Comment
1		6096.000	37.56	9.41	46.97	74.30	-27.33	peak	
2		6540.000	35.59	10.87	46.46	74.30	-27.84	peak	
3		6972.000	38.95	10.66	49.61	74.30	-24.69	peak	
4		10460.000	29.88	15.49	45.37	74.30	-28.93	peak	
5	*	15690.000	31.87	18.88	50.75	74.30	-23.55	peak	

Orthogonal Axis:	X
Test Mode:	UNII-1/ TX AC40 Mode 5230MHz_MIMO

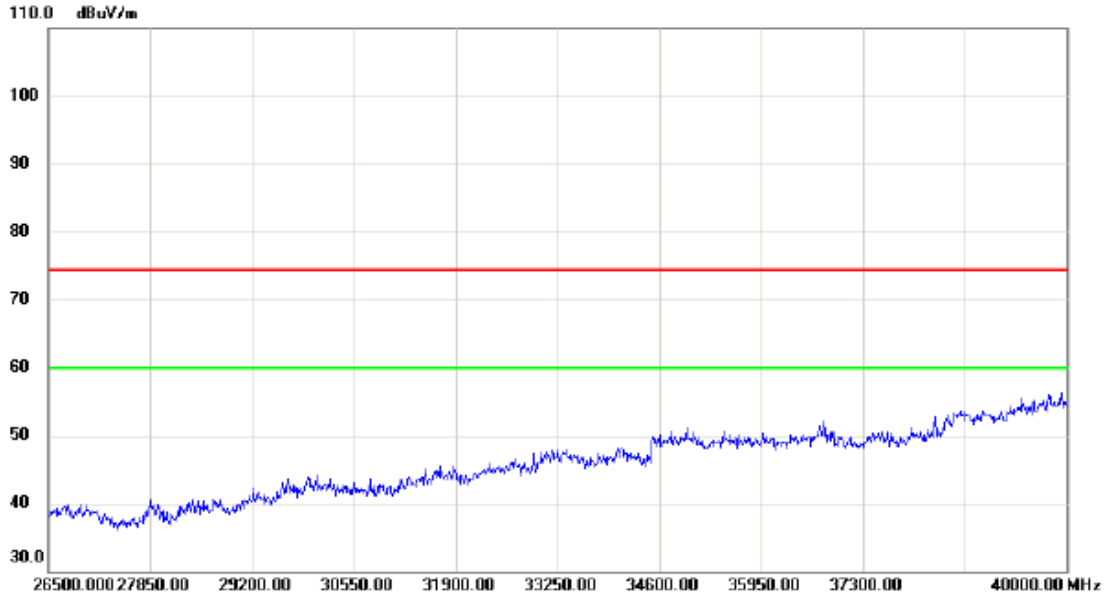
Vertical



No.	Mk.	Freq.	Reading Level	Correct Factor	Measurement	Limit	Margin	Detector	Comment
		MHz	dBuV	dB	dBuV/m	dBuV/m	dB		
		18000.000	40		40				
		18850.00	45		45				
		19700.00	43		43				
		20550.00	45		45				
		21400.00	46		46				
		22250.00	45		45				
		23100.00	48		48				
		23950.00	50		50				
		24800.00	51		51				
		25650.00	54		54				

Orthogonal Axis:	X
Test Mode:	UNII-1/ TX AC40 Mode 5230MHz_MIMO

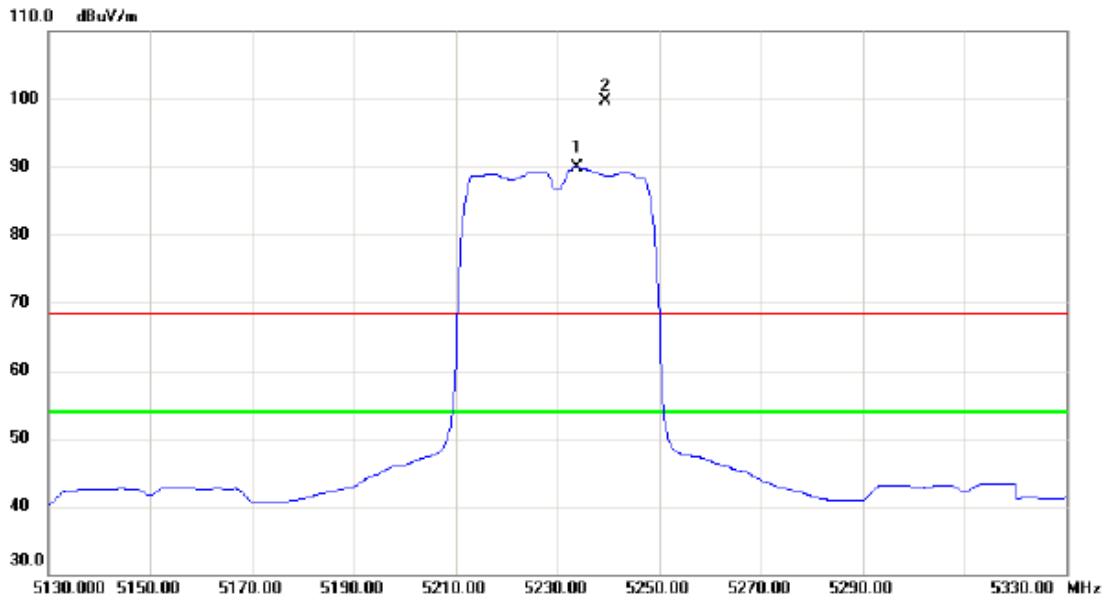
Vertical



No.	Mk.	Freq.	Reading Level	Correct Factor	Measurement	Limit	Margin	Detector	Comment
		MHz	dBuV	dB	dBuV/m	dBuV/m	dB		

Orthogonal Axis:	X
Test Mode:	UNII-1/ TX AC40 Mode 5230MHz_MIMO

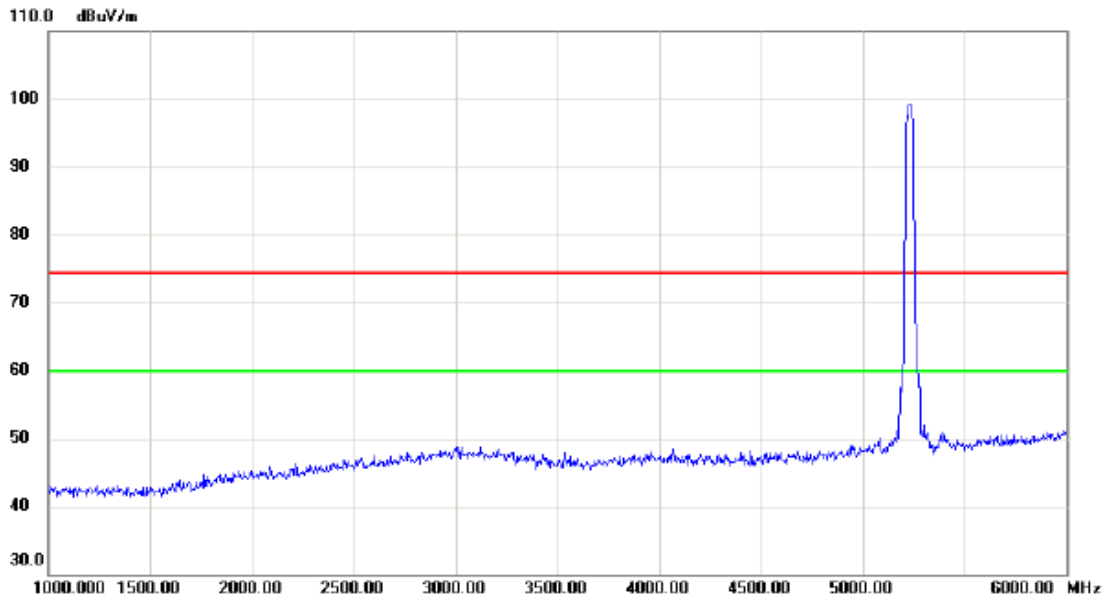
Horizontal



No.	Mk.	Freq. MHz	Reading Level dBuV	Correct Factor dB	Measure- ment dBuV/m	Limit dBuV/m	Margin dB	Detector	Comment
1	*	5233.800	48.96	40.90	89.86	54.00	35.86	AVG	No Limit
2	X	5239.400	58.81	40.92	99.73	68.30	31.43	peak	No Limit

Orthogonal Axis:	X
Test Mode:	UNII-1/ TX AC40 Mode 5230MHz_MIMO

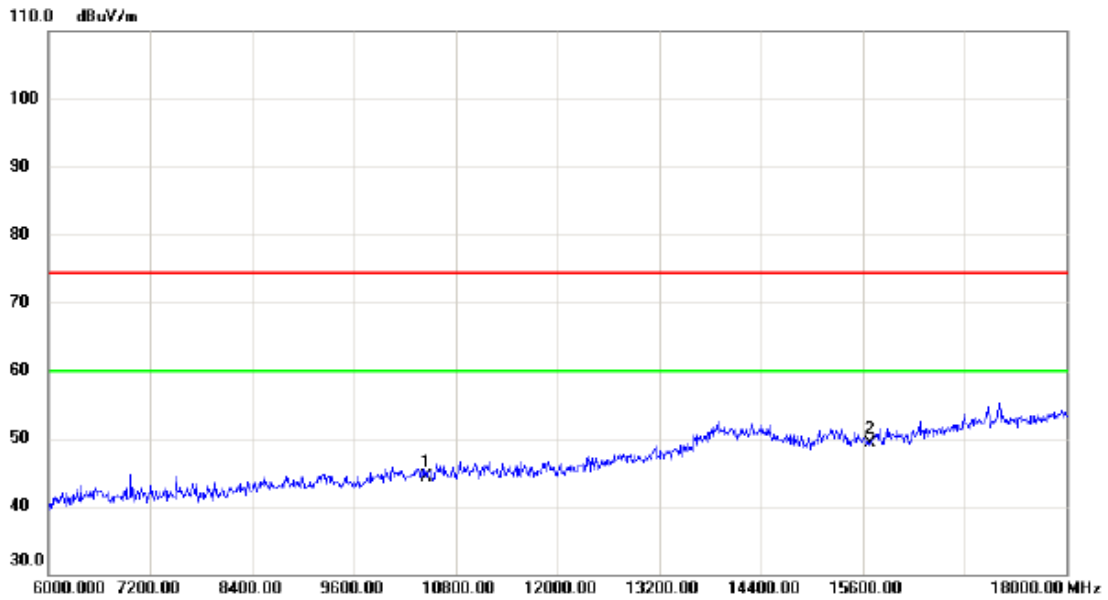
Horizontal



No.	Mk.	Freq.	Reading Level	Correct Factor	Measurement	Limit	Margin	Detector	Comment
		MHz	dBuV	dB	dBuV/m	dBuV/m	dB		
		5230	~98		~98	~74	~24		

Orthogonal Axis:	X
Test Mode:	UNII-1/ TX AC40 Mode 5230MHz_MIMO

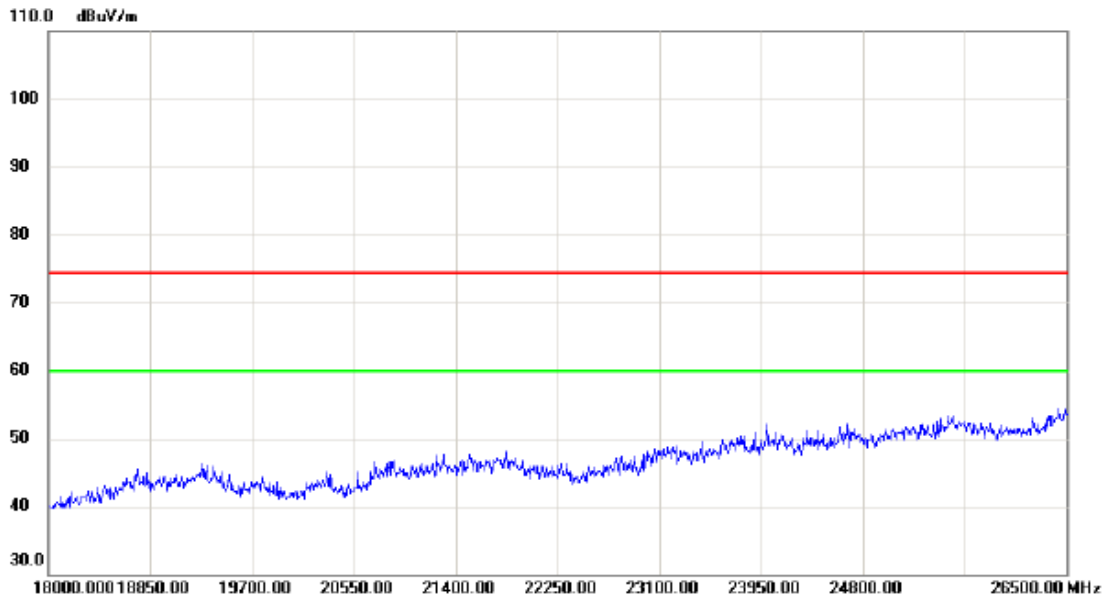
Horizontal



No.	Mk.	Freq. MHz	Reading Level dBuV	Correct Factor dB	Measure- ment dBuV/m	Limit dBuV/m	Margin dB	Detector	Comment
1		10460.000	28.83	15.49	44.32	74.30	-29.98	peak	
2	*	15690.000	30.44	18.88	49.32	74.30	-24.98	peak	

Orthogonal Axis:	X
Test Mode:	UNII-1/ TX AC40 Mode 5230MHz_MIMO

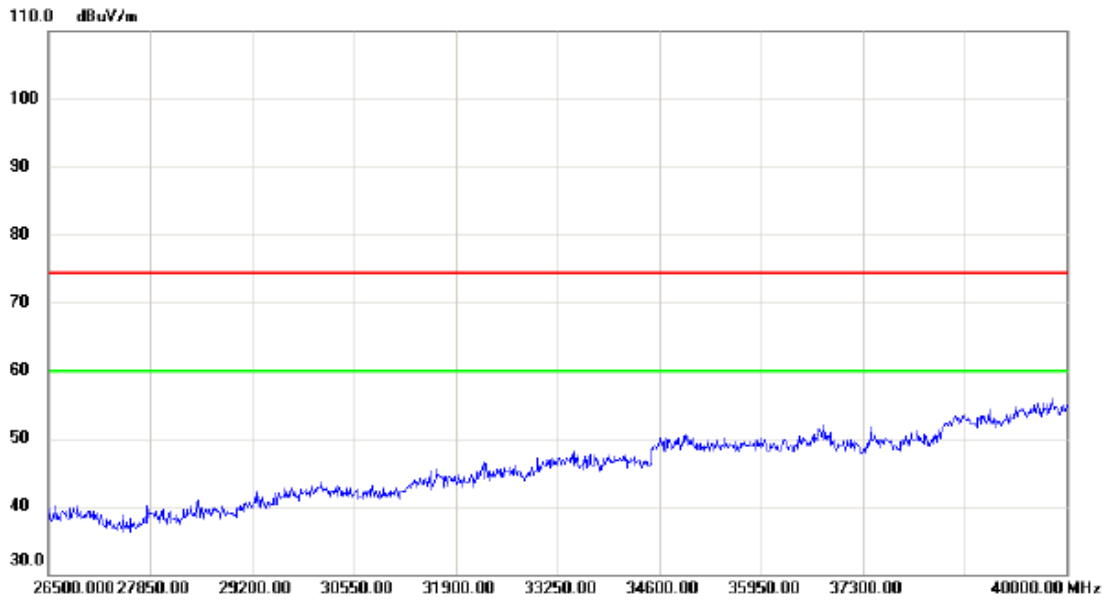
Horizontal



No.	Mk.	Freq.	Reading Level	Correct Factor	Measurement	Limit	Margin	Detector	Comment
		MHz	dBuV	dB	dBuV/m	dBuV/m	dB		

Orthogonal Axis:	X
Test Mode:	UNII-1/ TX AC40 Mode 5230MHz_MIMO

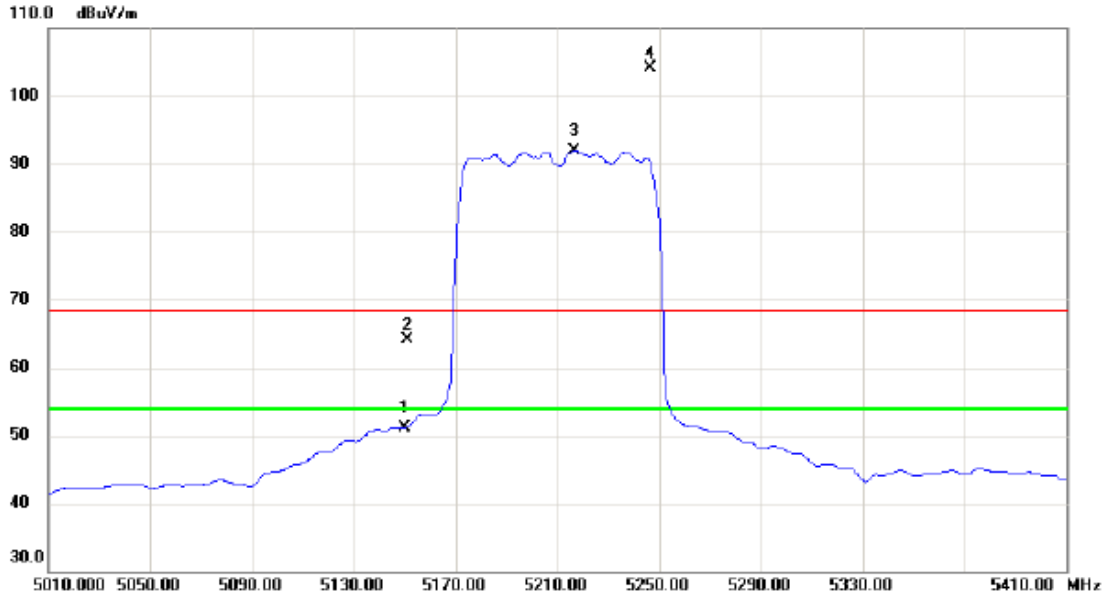
Horizontal



No.	Mk.	Freq.	Reading Level	Correct Factor	Measurement	Limit	Margin	Detector	Comment
		MHz	dBuV	dB	dBuV/m	dBuV/m	dB		
		26500.000	38		38	75	37		
		27850.00	38		38	75	37		
		29200.00	40		40	75	35		
		30550.00	42		42	75	33		
		31900.00	45		45	75	30		
		33250.00	48		48	75	27		
		34600.00	50		50	75	25		
		35950.00	50		50	75	25		
		37300.00	52		52	75	23		
		40000.00	55		55	75	20		

Orthogonal Axis:	X
Test Mode:	UNII-1/ TX AC80 Mode 5210MHz_MIMO

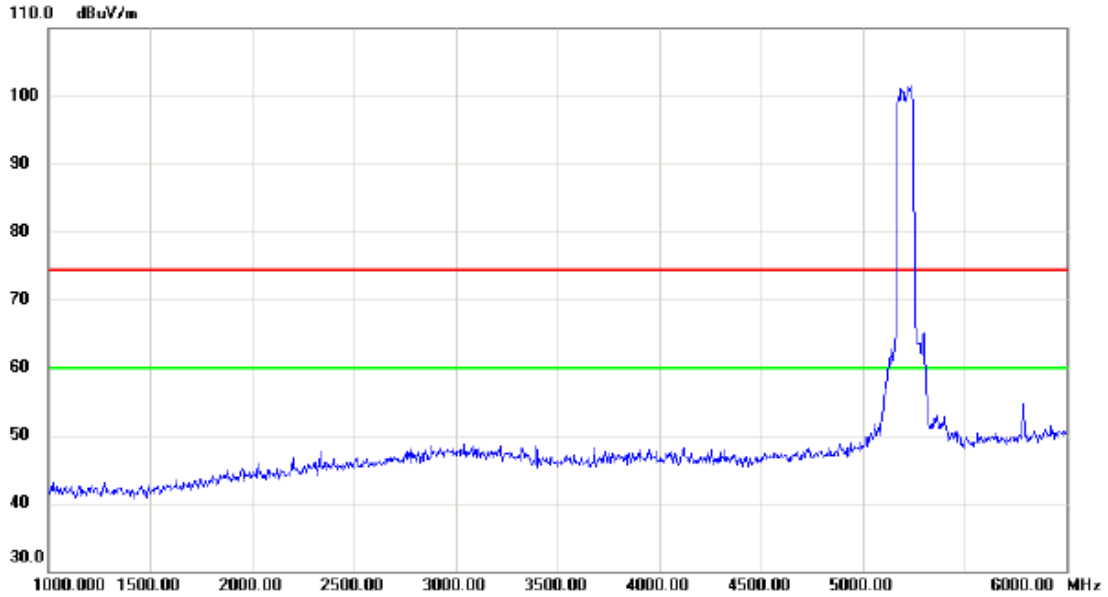
Vertical



No.	Mk.	Freq. MHz	Reading Level dBuV	Correct Factor dB	Measure- ment dBuV/m	Limit dBuV/m	Margin dB	Detector	Comment
1		5150.000	10.49	40.63	51.12	54.00	-2.88	AVG	
2		5150.800	23.43	40.63	64.06	68.30	-4.24	peak	
3	*	5216.800	51.08	40.85	91.93	54.00	37.93	AVG	No Limit
4	X	5246.400	63.19	40.94	104.13	68.30	35.83	peak	No Limit

Orthogonal Axis:	X
Test Mode:	UNII-1/ TX AC80 Mode 5210MHz_MIMO

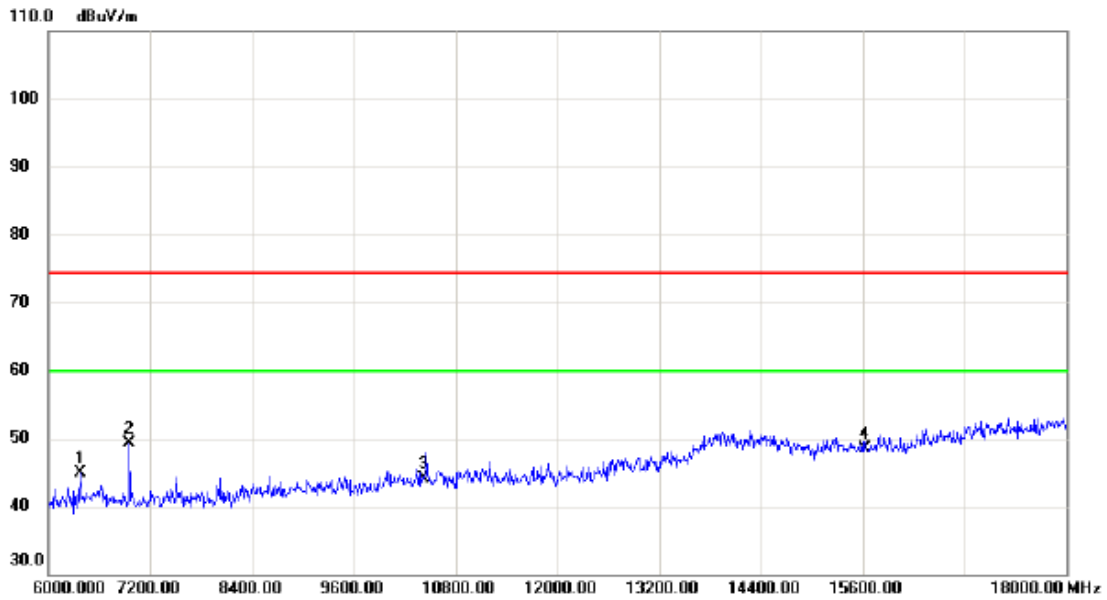
Vertical



No.	Mk.	Freq.	Reading Level	Correct Factor	Measurement	Limit	Margin	Detector	Comment
		MHz	dBuV	dB	dBuV/m	dBuV/m	dB		

Orthogonal Axis:	X
Test Mode:	UNII-1/ TX AC80 Mode 5210MHz_MIMO

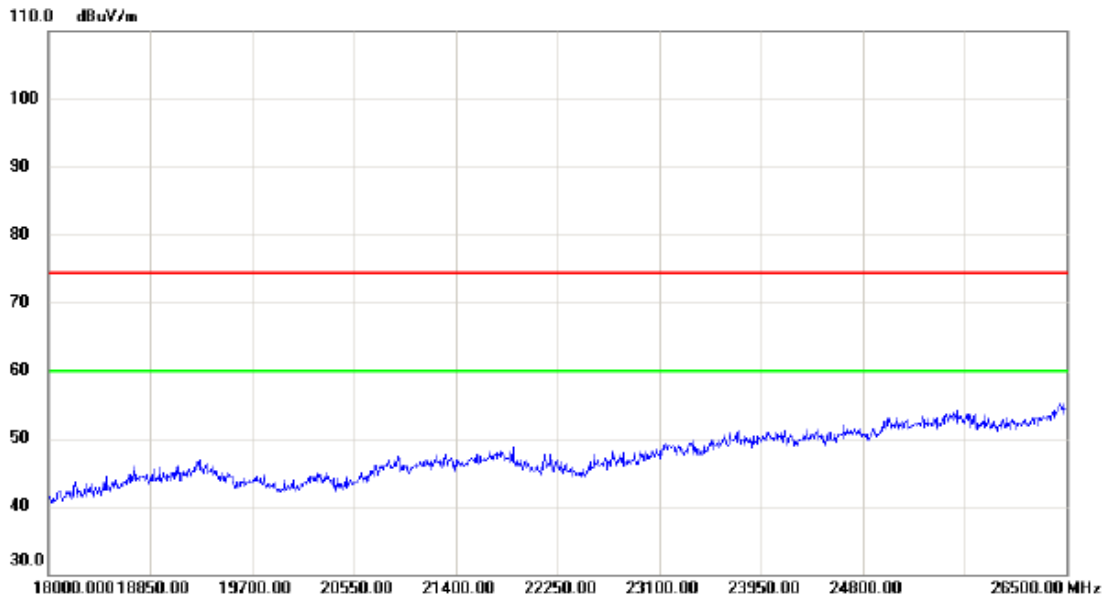
Vertical



No.	Mk.	Freq. MHz	Reading Level dBuV	Correct Factor dB	Measure- ment dBuV/m	Limit dBuV/m	Margin dB	Detector	Comment
1		6372.000	34.43	10.41	44.84	74.30	-29.46	peak	
2	*	6948.000	38.54	10.68	49.22	74.30	-25.08	peak	
3		10420.000	28.64	15.39	44.03	74.30	-30.27	peak	
4		15630.000	29.56	18.87	48.43	74.30	-25.87	peak	

Orthogonal Axis:	X
Test Mode:	UNII-1/ TX AC80 Mode 5210MHz_MIMO

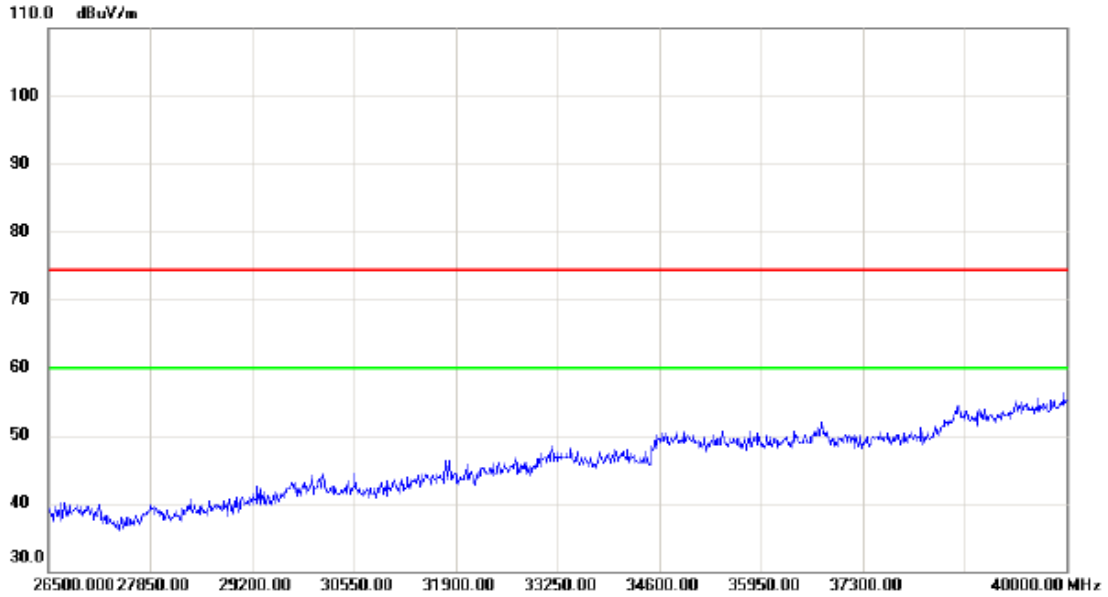
Vertical



No.	Mk.	Freq.	Reading Level	Correct Factor	Measurement	Limit	Margin	Detector	Comment
		MHz	dBuV	dB	dBuV/m	dBuV/m	dB		

Orthogonal Axis:	X
Test Mode:	UNII-1/ TX AC80 Mode 5210MHz_MIMO

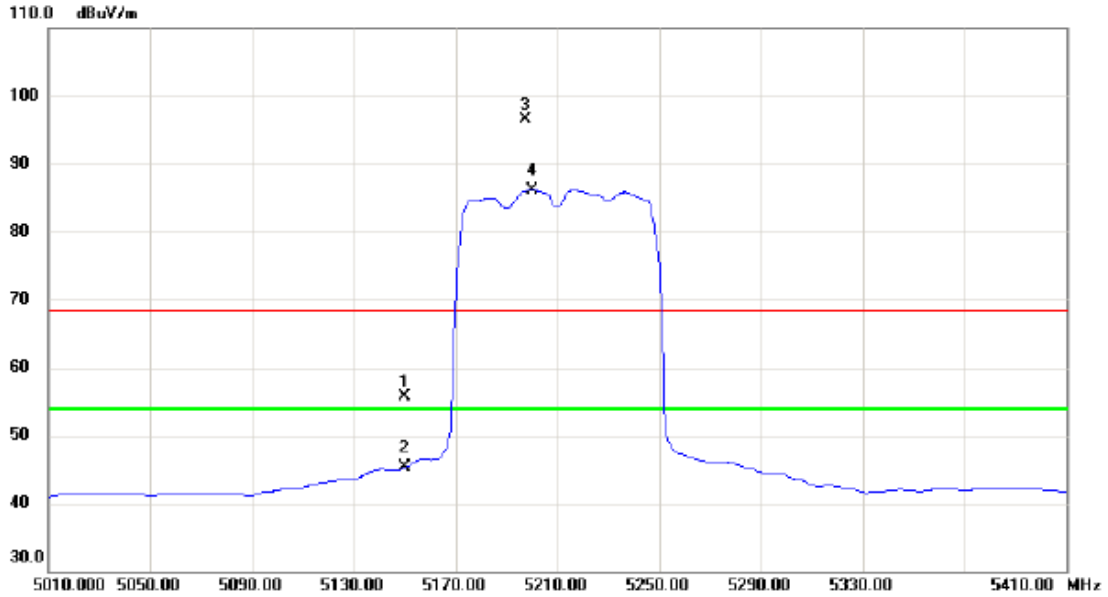
Vertical



No.	Mk.	Freq.	Reading Level	Correct Factor	Measurement	Limit	Margin	Detector	Comment
		MHz	dBuV	dB	dBuV/m	dBuV/m	dB		
		26500.000	38		38	75	37		
		27850.00	35		35	75	40		
		29200.00	40		40	75	35		
		30550.00	42		42	75	33		
		31900.00	45		45	75	30		
		33250.00	48		48	75	27		
		34600.00	50		50	75	25		
		35950.00	50		50	75	25		
		37300.00	50		50	75	25		
		40000.00	55		55	75	20		

Orthogonal Axis:	X
Test Mode:	UNII-1/ TX AC80 Mode 5210MHz_MIMO

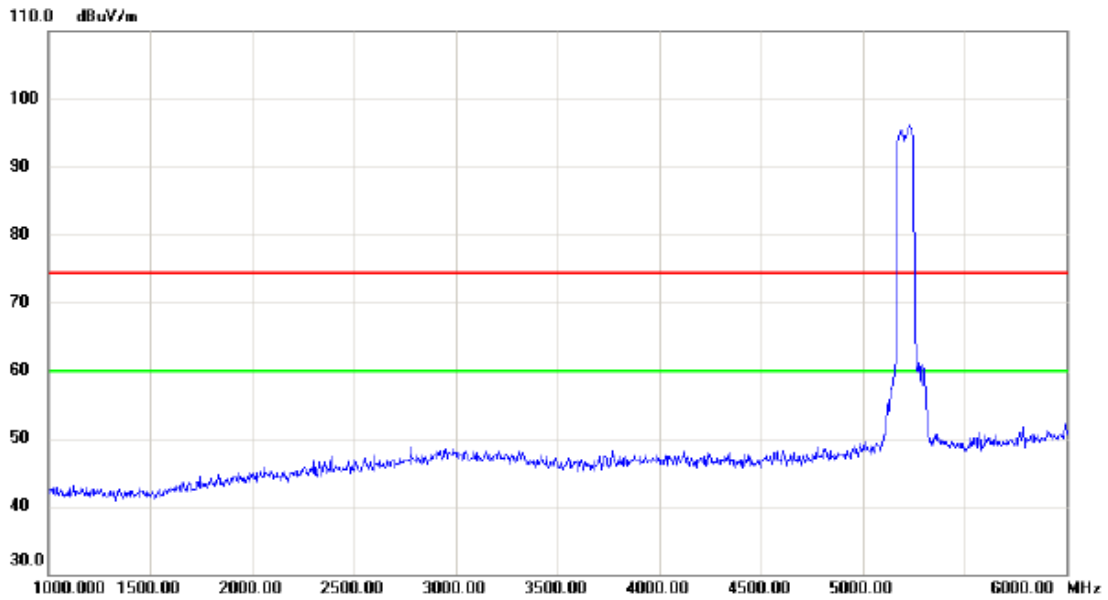
Horizontal



No.	Mk.	Freq. MHz	Reading Level dBuV	Correct Factor dB	Measure- ment dBuV/m	Limit dBuV/m	Margin dB	Detector	Comment
1		5150.000	15.00	40.63	55.63	68.30	-12.67	peak	
2		5150.000	4.62	40.63	45.25	54.00	-8.75	AVG	
3	X	5197.600	55.69	40.78	96.47	68.30	28.17	peak	No Limit
4	*	5200.000	45.36	40.79	86.15	54.00	32.15	AVG	No Limit

Orthogonal Axis:	X
Test Mode:	UNII-1/ TX AC80 Mode 5210MHz_MIMO

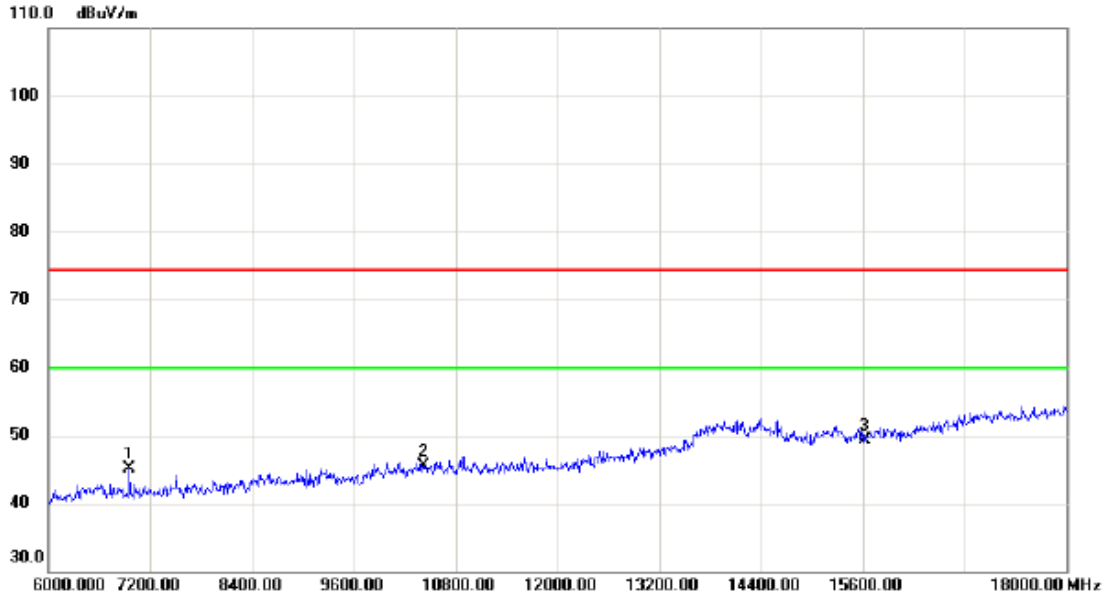
Horizontal



No.	Mk.	Freq.	Reading Level	Correct Factor	Measurement	Limit	Margin	Detector	Comment
		MHz	dBuV	dB	dBuV/m	dBuV/m	dB		
		5210.00	95.0	0.0	95.0	75.0	20.0		

Orthogonal Axis:	X
Test Mode:	UNII-1/ TX AC80 Mode 5210MHz_MIMO

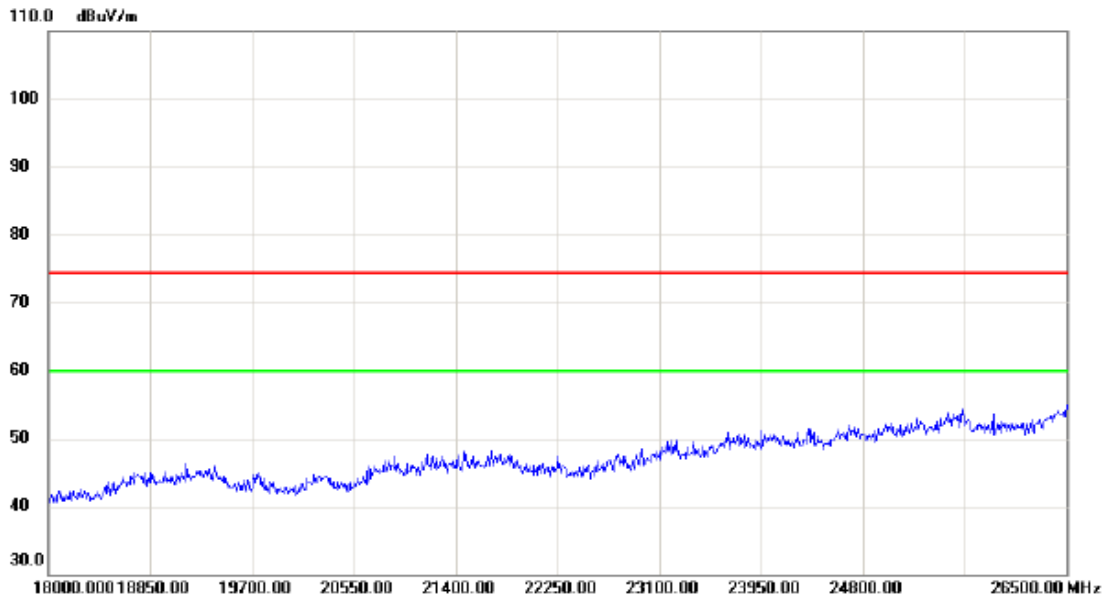
Horizontal



No.	Mk.	Freq. MHz	Reading Level dBuV	Correct Factor dB	Measure- ment dBuV/m	Limit dBuV/m	Margin dB	Detector	Comment
1		6948.000	34.37	10.68	45.05	74.30	-29.25	peak	
2		10420.000	30.08	15.39	45.47	74.30	-28.83	peak	
3	*	15630.000	30.53	18.87	49.40	74.30	-24.90	peak	

Orthogonal Axis:	X
Test Mode:	UNII-1/ TX AC80 Mode 5210MHz_MIMO

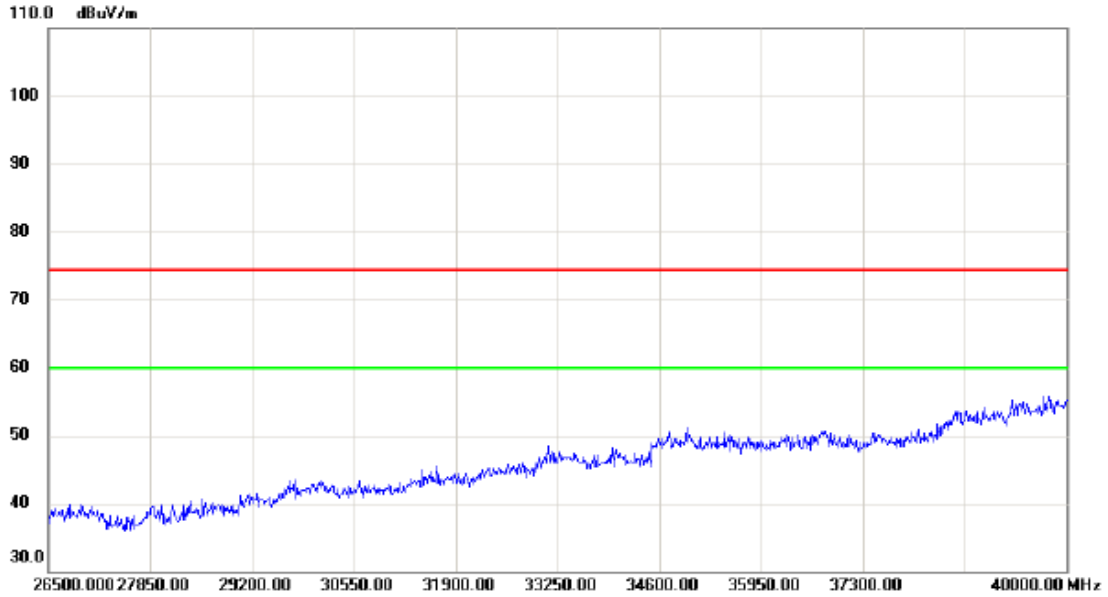
Horizontal



No.	Mk.	Freq.	Reading Level	Correct Factor	Measurement	Limit	Margin	Detector	Comment
		MHz	dBuV	dB	dBuV/m	dBuV/m	dB		

Orthogonal Axis:	X
Test Mode:	UNII-1/ TX AC80 Mode 5210MHz_MIMO

Horizontal



No.	Mk.	Freq.	Reading Level	Correct Factor	Measurement	Limit	Margin	Detector	Comment
		MHz	dBuV	dB	dBuV/m	dBuV/m	dB		