



Appendix for test report



1Appendix_A: Effective (Isotropic) Radiated Power Output Data

Part I - Test Results

Test Band(LTE)	Test Mode	Test Bandwidth	Test Channel	Test RB	Measured[dBm]	EIRP [dBm]	Limit [dBm]	Verdict
BAND7	LTE/TM1	5	LCH	RB1#0	22.06	24.06	33	PASS
				RB1#13	22.09	24.09	33	PASS
				RB1#24	21.48	23.48	33	PASS
				RB12#0	21.89	23.89	33	PASS
				RB12#6	21.84	23.84	33	PASS
				RB12#13	21.55	23.55	33	PASS
				RB25#0	21.68	23.68	33	PASS
			MCH	RB1#0	22.06	24.06	33	PASS
				RB1#13	22.02	24.02	33	PASS
				RB1#24	21.6	23.6	33	PASS
				RB12#0	21.86	23.86	33	PASS
				RB12#6	21.82	23.82	33	PASS
				RB12#13	21.6	23.6	33	PASS
				RB25#0	21.71	23.71	33	PASS



Test Band(LTE)	Test Mode	Test Bandwidth	Test Channel	Test RB	Measured[dBm]	EIRP [dBm]	Limit [dBm]	Verdict
			HCH	RB1#0	22.05	24.05	33	PASS
				RB1#13	22.27	24.27	33	PASS
				RB1#24	21.95	23.95	33	PASS
				RB12#0	21.97	23.97	33	PASS
				RB12#6	22.08	24.08	33	PASS
				RB12#13	21.95	23.95	33	PASS
				RB25#0	21.95	23.95	33	PASS
		10	LCH	RB1#0	22.61	24.61	33	PASS
				RB1#25	22.53	24.53	33	PASS
				RB1#49	22.23	24.23	33	PASS
				RB25#0	22.3	24.3	33	PASS
				RB25#13	22.13	24.13	33	PASS
				RB25#25	22.02	24.02	33	PASS
				RB50#0	22.11	24.11	33	PASS
				MCH	RB1#0	22.71	24.71	33
RB1#25	22.71	24.71	33		PASS			
RB1#49	22.37	24.37	33		PASS			

Test Band(LTE)	Test Mode	Test Bandwidth	Test Channel	Test RB	Measured[dBm]	EIRP [dBm]	Limit [dBm]	Verdict			
				RB25#0	22.37	24.37	33	PASS			
				RB25#13	22.31	24.31	33	PASS			
				RB25#25	22.19	24.19	33	PASS			
				RB50#0	22.26	24.26	33	PASS			
			HCH	RB1#0	22.58	24.58	33	PASS			
				RB1#25	22.97	24.97	33	PASS			
				RB1#49	22.76	24.76	33	PASS			
				RB25#0	22.38	24.38	33	PASS			
			LCH	RB25#13	22.48	24.48	33	PASS			
				RB25#25	22.49	24.49	33	PASS			
				RB50#0	22.42	24.42	33	PASS			
				RB1#0	21.76	23.76	33	PASS			
			15				RB1#38	21.83	23.83	33	PASS
							RB1#74	21.35	23.35	33	PASS
		RB36#0					21.55	23.55	33	PASS	
		RB36#18					21.57	23.57	33	PASS	
		RB36#39					21.38	23.38	33	PASS	



Test Band(LTE)	Test Mode	Test Bandwidth	Test Channel	Test RB	Measured[dBm]	EIRP [dBm]	Limit [dBm]	Verdict
				RB75#0	21.43	23.43	33	PASS
			MCH	RB1#0	21.77	23.77	33	PASS
				RB1#38	21.91	23.91	33	PASS
				RB1#74	21.39	23.39	33	PASS
				RB36#0	21.74	23.74	33	PASS
				RB36#18	21.75	23.75	33	PASS
				RB36#39	21.51	23.51	33	PASS
				RB75#0	21.59	23.59	33	PASS
				HCH	RB1#0	21.4	23.4	33
			RB1#38		22.02	24.02	33	PASS
			RB1#74		21.78	23.78	33	PASS
			RB36#0		21.51	23.51	33	PASS
			RB36#18		21.66	23.66	33	PASS
			RB36#39		21.68	23.68	33	PASS
			RB75#0		21.57	23.57	33	PASS
		20	LCH		RB1#0	22.68	24.68	33
				RB1#50	22.56	24.56	33	PASS



Test Band(LTE)	Test Mode	Test Bandwidth	Test Channel	Test RB	Measured[dBm]	EIRP [dBm]	Limit [dBm]	Verdict
				RB1#99	22.5	24.5	33	PASS
				RB50#0	22.24	24.24	33	PASS
				RB50#25	22.17	24.17	33	PASS
				RB50#50	22.08	24.08	33	PASS
				RB100#0	22.16	24.16	33	PASS
			MCH	RB1#0	22.66	24.66	33	PASS
			MCH	RB1#50	22.63	24.63	33	PASS
			MCH	RB1#99	22.13	24.13	33	PASS
			MCH	RB50#0	22.35	24.35	33	PASS
			MCH	RB50#25	22.35	24.35	33	PASS
			MCH	RB50#50	22.2	24.2	33	PASS
			MCH	RB100#0	22.29	24.29	33	PASS
			HCH	RB1#0	22.4	24.4	33	PASS
			HCH	RB1#50	22.7	24.7	33	PASS
			HCH	RB1#99	22.88	24.88	33	PASS
			HCH	RB50#0	22.14	24.14	33	PASS
			HCH	RB50#25	22.3	24.3	33	PASS



Test Band(LTE)	Test Mode	Test Bandwidth	Test Channel	Test RB	Measured[dBm]	EIRP [dBm]	Limit [dBm]	Verdict	
				RB50#50	22.4	24.4	33	PASS	
				RB100#0	22.31	24.31	33	PASS	
	LTE/TM2	5	LCH	RB1#0	22.17	24.17	33	PASS	
				RB1#13	22.25	24.25	33	PASS	
				RB1#24	21.65	23.65	33	PASS	
				RB12#0	21.57	23.57	33	PASS	
				RB12#6	21.53	23.53	33	PASS	
				RB12#13	21.27	23.27	33	PASS	
				RB25#0	21.34	23.34	33	PASS	
				MCH	RB1#0	22.18	24.18	33	PASS
					RB1#13	22.15	24.15	33	PASS
					RB1#24	21.78	23.78	33	PASS
					RB12#0	21.5	23.5	33	PASS
					RB12#6	21.46	23.46	33	PASS
					RB12#13	21.21	23.21	33	PASS
					RB25#0	21.29	23.29	33	PASS
				HCH	RB1#0	22.25	24.25	33	PASS

Test Band(LTE)	Test Mode	Test Bandwidth	Test Channel	Test RB	Measured[dBm]	EIRP [dBm]	Limit [dBm]	Verdict
				RB1#13	22.46	24.46	33	PASS
				RB1#24	22.11	24.11	33	PASS
				RB12#0	21.62	23.62	33	PASS
				RB12#6	21.68	23.68	33	PASS
				RB12#13	21.55	23.55	33	PASS
				RB25#0	21.53	23.53	33	PASS
		10	LCH	RB1#0	22.56	24.56	33	PASS
				RB1#25	22.49	24.49	33	PASS
				RB1#49	22.33	24.33	33	PASS
				RB25#0	21.77	23.77	33	PASS
				RB25#13	21.62	23.62	33	PASS
				RB25#25	21.49	23.49	33	PASS
				RB50#0	21.56	23.56	33	PASS
				MCH	RB1#0	22.71	24.71	33
		RB1#25	22.52		24.52	33	PASS	
		RB1#49	22.41		24.41	33	PASS	
RB25#0	21.84	23.84	33		PASS			



Test Band(LTE)	Test Mode	Test Bandwidth	Test Channel	Test RB	Measured[dBm]	EIRP [dBm]	Limit [dBm]	Verdict
				RB25#13	21.68	23.68	33	PASS
				RB25#25	21.56	23.56	33	PASS
				RB50#0	21.63	23.63	33	PASS
			HCH	RB1#0	22.51	24.51	33	PASS
				RB1#25	22.84	24.84	33	PASS
				RB1#49	22.66	24.66	33	PASS
				RB25#0	21.71	23.71	33	PASS
				RB25#13	21.84	23.84	33	PASS
				RB25#25	21.79	23.79	33	PASS
		RB50#0	21.75	23.75	33	PASS		
		15	LCH	RB1#0	21.33	23.33	33	PASS
				RB1#38	21.44	23.44	33	PASS
				RB1#74	21.09	23.09	33	PASS
				RB36#0	20.87	22.87	33	PASS
				RB36#18	20.92	22.92	33	PASS
RB36#39	20.8			22.8	33	PASS		
				RB75#0	20.8	22.8	33	PASS

Test Band(LTE)	Test Mode	Test Bandwidth	Test Channel	Test RB	Measured[dBm]	EIRP [dBm]	Limit [dBm]	Verdict
			MCH	RB1#0	21.79	23.79	33	PASS
				RB1#38	21.9	23.9	33	PASS
				RB1#74	21.43	23.43	33	PASS
				RB36#0	21.05	23.05	33	PASS
				RB36#18	21.08	23.08	33	PASS
				RB36#39	20.84	22.84	33	PASS
				RB75#0	20.88	22.88	33	PASS
			HCH	RB1#0	21.4	23.4	33	PASS
				RB1#38	22.03	24.03	33	PASS
				RB1#74	21.82	23.82	33	PASS
				RB36#0	20.82	22.82	33	PASS
				RB36#18	21.06	23.06	33	PASS
				RB36#39	21.02	23.02	33	PASS
				RB75#0	20.93	22.93	33	PASS
		20	LCH	RB1#0	22.44	24.44	33	PASS
RB1#50	22.43			24.43	33	PASS		
RB1#99	22.4			24.4	33	PASS		



Test Band(LTE)	Test Mode	Test Bandwidth	Test Channel	Test RB	Measured[dBm]	EIRP [dBm]	Limit [dBm]	Verdict
				RB50#0	21.53	23.53	33	PASS
				RB50#25	21.48	23.48	33	PASS
				RB50#50	21.39	23.39	33	PASS
				RB100#0	21.44	23.44	33	PASS
			MCH	RB1#0	22.44	24.44	33	PASS
				RB1#50	22.42	24.42	33	PASS
				RB1#99	21.88	23.88	33	PASS
				RB50#0	21.6	23.6	33	PASS
				RB50#25	21.58	23.58	33	PASS
				RB50#50	21.43	23.43	33	PASS
				RB100#0	21.54	23.54	33	PASS
				HCH	RB1#0	22.2	24.2	33
			RB1#50		22.49	24.49	33	PASS
			RB1#99		22.55	24.55	33	PASS
			RB50#0		21.37	23.37	33	PASS
			RB50#25		21.54	23.54	33	PASS
			RB50#50		21.58	23.58	33	PASS



Test Band(LTE)	Test Mode	Test Bandwidth	Test Channel	Test RB	Measured[dBm]	EIRP [dBm]	Limit [dBm]	Verdict
				RB100#0	21.49	23.49	33	PASS

Note1:

a, For getting the ERP (Efficient Radiated Power) or EIRP (Efficient Isotropic Radiated Power) in substitution method, the following formula should be taken to calculate it,

$$\text{ERP [dBm]} = \text{SGP [dBm]} - \text{Cable Loss [dB]} + \text{Gain [dBd]}$$

$$\text{EIRP [dBm]} = \text{SGP [dBm]} - \text{Cable Loss [dB]} + \text{Gain [dBi]}$$

b, SGP=Signal Generator Level

Note2:

$$\text{SET Span} = 1.5 * \text{OBW}$$

$$\text{SET RBW} = 1\% \text{ of the OBW, not to exceed 1MHz}$$

$$\text{SET VBW} \geq 3 * \text{RBW}$$

SET Sweep time=auto-couple.

Detector:RMS



2Appendix_B: Peak-to-Average Ratio

Part I - Test Results

Test Band(For LTE)	Test Mode	Test Bandwidth (MHz)	Test Channel	Test RB	Measured[dB]	Limit [dB]	Verdict
BAND7	LTE/TM1	5	LCH	RB1#0	4.04	13	PASS
				RB1#13	3.89	13	PASS
				RB1#24	4.45	13	PASS
				RB12#0	4.6	13	PASS
				RB12#6	4.53	13	PASS
				RB12#13	4.92	13	PASS
				RB25#0	5.33	13	PASS
			MCH	RB1#0	4.19	13	PASS
				RB1#13	4.17	13	PASS
				RB1#24	4.53	13	PASS
				RB12#0	4.92	13	PASS
				RB12#6	4.86	13	PASS
				RB12#13	5.13	13	PASS
				RB25#0	5.52	13	PASS
		HCH	RB1#0	4.52	13	PASS	
			RB1#13	4	13	PASS	
			RB1#24	4.23	13	PASS	
			RB12#0	4.8	13	PASS	
			RB12#6	4.58	13	PASS	
			RB12#13	4.77	13	PASS	
			RB25#0	5.37	13	PASS	
		10	LCH	RB1#0	3.67	13	PASS
				RB1#25	3.5	13	PASS
				RB1#49	4.04	13	PASS
				RB25#0	4.42	13	PASS
				RB25#13	4.5	13	PASS
				RB25#25	4.78	13	PASS
				RB50#0	5.3	13	PASS
MCH	RB1#0		3.82	13	PASS		
	RB1#25		3.73	13	PASS		
	RB1#49		4.17	13	PASS		
	RB25#0		4.64	13	PASS		



Test Band(For LTE)	Test Mode	Test Bandwidth (MHz)	Test Channel	Test RB	Measured[dB]	Limit [dB]	Verdict	
				RB25#13	4.67	13	PASS	
				RB25#25	4.91	13	PASS	
				RB50#0	5.43	13	PASS	
			HCH	RB1#0	4.22	13	PASS	
				RB1#25	3.8	13	PASS	
				RB1#49	3.74	13	PASS	
				RB25#0	4.81	13	PASS	
				RB25#13	4.56	13	PASS	
				RB25#25	4.6	13	PASS	
				RB50#0	5.39	13	PASS	
			15	LCH	RB1#0	4.3	13	PASS
					RB1#38	4.23	13	PASS
		RB1#74			4.73	13	PASS	
		RB36#0			5.34	13	PASS	
		RB36#18			5.29	13	PASS	
		RB36#39			5.57	13	PASS	
		MCH		RB75#0	6.03	13	PASS	
				RB1#0	4.75	13	PASS	
				RB1#38	4.49	13	PASS	
				RB1#74	5	13	PASS	
				RB36#0	5.47	13	PASS	
				RB36#18	5.38	13	PASS	
		HCH	RB36#39	5.61	13	PASS		
			RB75#0	6.07	13	PASS		
			RB1#0	5.04	13	PASS		
			RB1#38	4.57	13	PASS		
			RB1#74	4.62	13	PASS		
			RB36#0	5.61	13	PASS		
			RB36#18	5.46	13	PASS		
		20	LCH	RB36#39	5.47	13	PASS	
				RB75#0	6.12	13	PASS	
				RB1#0	3.81	13	PASS	
				RB1#50	3.95	13	PASS	
RB1#99	4.31			13	PASS			
RB50#0	4.89			13	PASS			
RB50#25	4.82		13	PASS				
MCH	RB50#50	5.14	13	PASS				
		RB100#0	5.68	13	PASS			
		RB1#0	4.08	13	PASS			



Test Band(For LTE)	Test Mode	Test Bandwidth (MHz)	Test Channel	Test RB	Measured[dB]	Limit [dB]	Verdict			
				RB1#50	3.95	13	PASS			
				RB1#99	4.58	13	PASS			
				RB50#0	5	13	PASS			
				RB50#25	4.9	13	PASS			
				RB50#50	5.18	13	PASS			
				RB100#0	5.59	13	PASS			
			HCH	RB1#0	4.64	13	PASS			
				RB1#50	4.15	13	PASS			
				RB1#99	3.97	13	PASS			
				RB50#0	5.33	13	PASS			
				RB50#25	5.07	13	PASS			
				RB50#50	5.1	13	PASS			
					5	LCH	RB1#0	4.52	13	PASS
							RB1#13	4.34	13	PASS
	RB1#24	4.85					13	PASS		
	RB12#0	5.36					13	PASS		
	RB12#6	5.29					13	PASS		
	RB12#13	5.54					13	PASS		
	MCH	RB25#0				6.09	13	PASS		
		RB1#0				4.6	13	PASS		
		RB1#13				4.52	13	PASS		
		RB1#24				4.97	13	PASS		
		RB12#0				5.58	13	PASS		
		RB12#6				5.57	13	PASS		
	HCH	RB12#13				5.76	13	PASS		
		RB25#0				6.44	13	PASS		
		RB1#0				4.51	13	PASS		
		RB1#13				4.12	13	PASS		
		RB1#24	4.32	13	PASS					
		RB12#0	5.38	13	PASS					
		10	LCH	RB12#6	5.24	13	PASS			
				RB12#13	5.35	13	PASS			
				RB25#0	6.09	13	PASS			
				RB1#0	3.9	13	PASS			
				RB1#25	4.09	13	PASS			
				RB1#49	4.39	13	PASS			
				RB25#0	5.34	13	PASS			
				RB25#13	5.35	13	PASS			



Test Band(For LTE)	Test Mode	Test Bandwidth (MHz)	Test Channel	Test RB	Measured[dB]	Limit [dB]	Verdict
				RB25#25	5.64	13	PASS
				RB50#0	6.08	13	PASS
			MCH	RB1#0	4.35	13	PASS
				RB1#25	4.48	13	PASS
				RB1#49	4.73	13	PASS
				RB25#0	5.54	13	PASS
				RB25#13	5.54	13	PASS
				RB25#25	5.72	13	PASS
			HCH	RB50#0	6.16	13	PASS
				RB1#0	4.63	13	PASS
				RB1#25	4.08	13	PASS
				RB1#49	4.06	13	PASS
				RB25#0	5.69	13	PASS
				RB25#13	5.38	13	PASS
		15	LCH	RB25#25	5.45	13	PASS
				RB50#0	6.17	13	PASS
				RB1#0	4.99	13	PASS
				RB1#38	4.74	13	PASS
				RB1#74	5.5	13	PASS
				RB36#0	6.13	13	PASS
			MCH	RB36#18	6.04	13	PASS
				RB36#39	6.24	13	PASS
				RB75#0	6.7	13	PASS
				RB1#0	5.36	13	PASS
				RB1#38	4.89	13	PASS
				RB1#74	5.61	13	PASS
			HCH	RB36#0	6.18	13	PASS
				RB36#18	6.18	13	PASS
				RB36#39	6.44	13	PASS
				RB75#0	6.83	13	PASS
RB1#0	5.46	13		PASS			
RB1#38	4.85	13		PASS			
20	LCH	RB1#74	4.83	13	PASS		
		RB36#0	6.5	13	PASS		
		RB36#18	6.26	13	PASS		
		RB36#39	6.3	13	PASS		
			LCH	RB75#0	6.82	13	PASS
				RB1#0	4.42	13	PASS
				RB1#50	4.25	13	PASS



Test Band(For LTE)	Test Mode	Test Bandwidth (MHz)	Test Channel	Test RB	Measured[dB]	Limit [dB]	Verdict
				RB1#99	4.73	13	PASS
				RB50#0	5.65	13	PASS
				RB50#25	5.68	13	PASS
				RB50#50	5.99	13	PASS
				RB100#0	6.43	13	PASS
			MCH	RB1#0	4.52	13	PASS
				RB1#50	4.28	13	PASS
				RB1#99	4.95	13	PASS
				RB50#0	5.76	13	PASS
				RB50#25	5.67	13	PASS
				RB50#50	5.91	13	PASS
				RB100#0	6.36	13	PASS
			HCH	RB1#0	4.91	13	PASS
				RB1#50	4.59	13	PASS
				RB1#99	4.33	13	PASS
				RB50#0	6.1	13	PASS
				RB50#25	5.9	13	PASS
				RB50#50	5.92	13	PASS
				RB100#0	6.58	13	PASS

3Appendix_C: Modulation Characteristics

Part I - Test Plots

3.1 For LTE

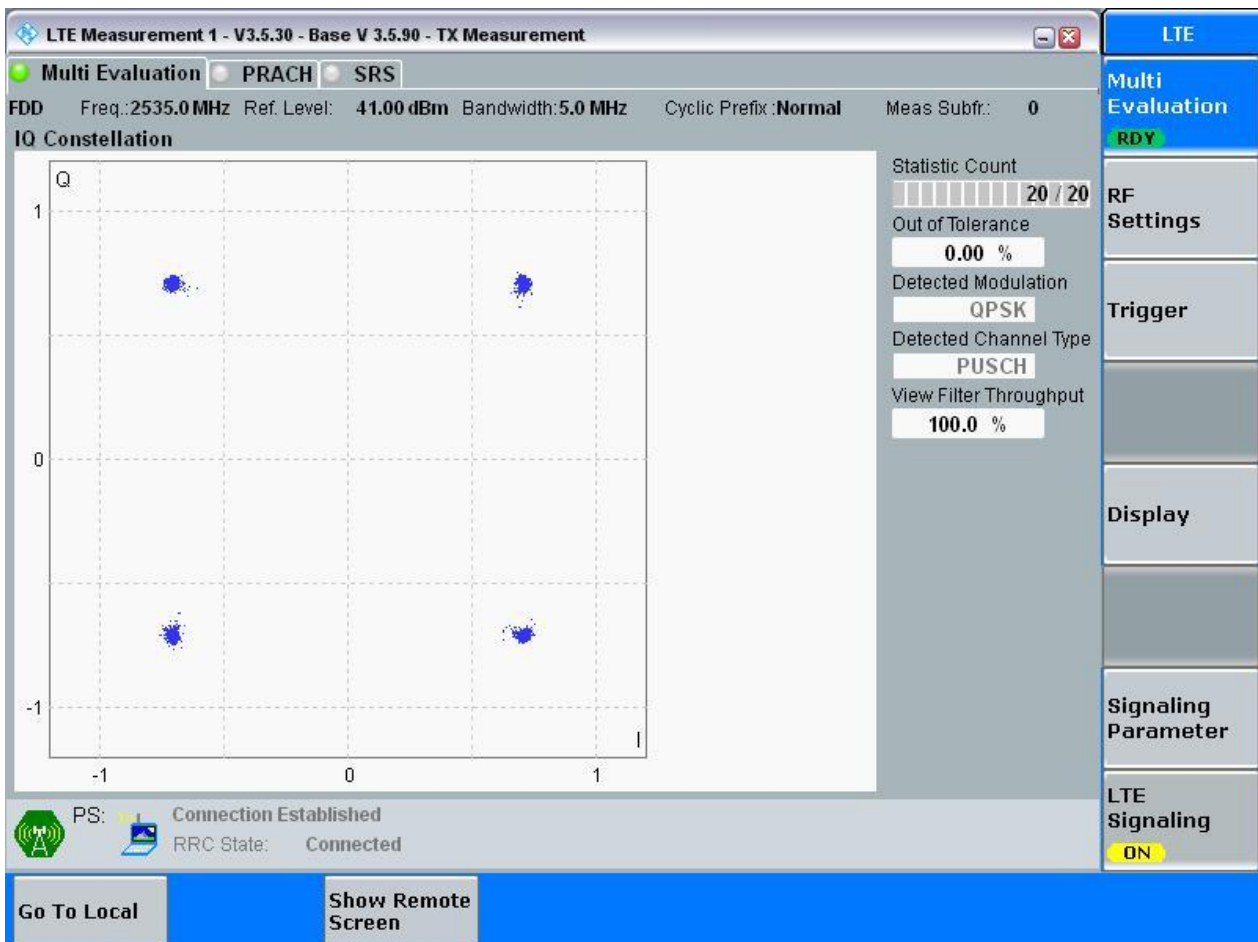
3.1.1 Test Band = BAND7

3.1.1.1 Test Mode = LTE/TM1

3.1.1.1.1 Test Bandwidth = 5

3.1.1.1.1.1 Test Channel = MCH

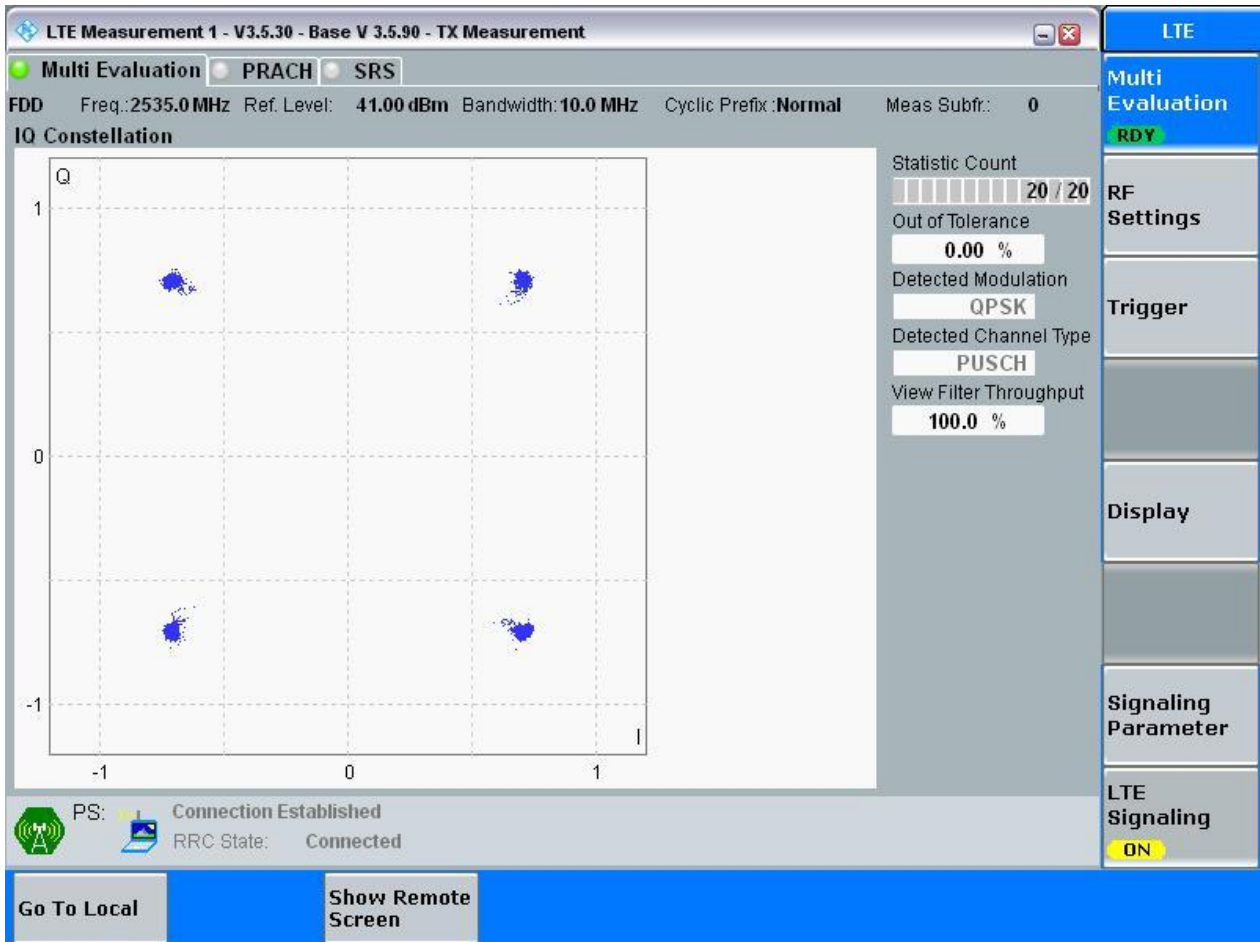
3.1.1.1.1.1.1 Test RB = RB25#0



3.1.1.1.2 Test Bandwidth = 10

3.1.1.1.2.1 Test Channel = MCH

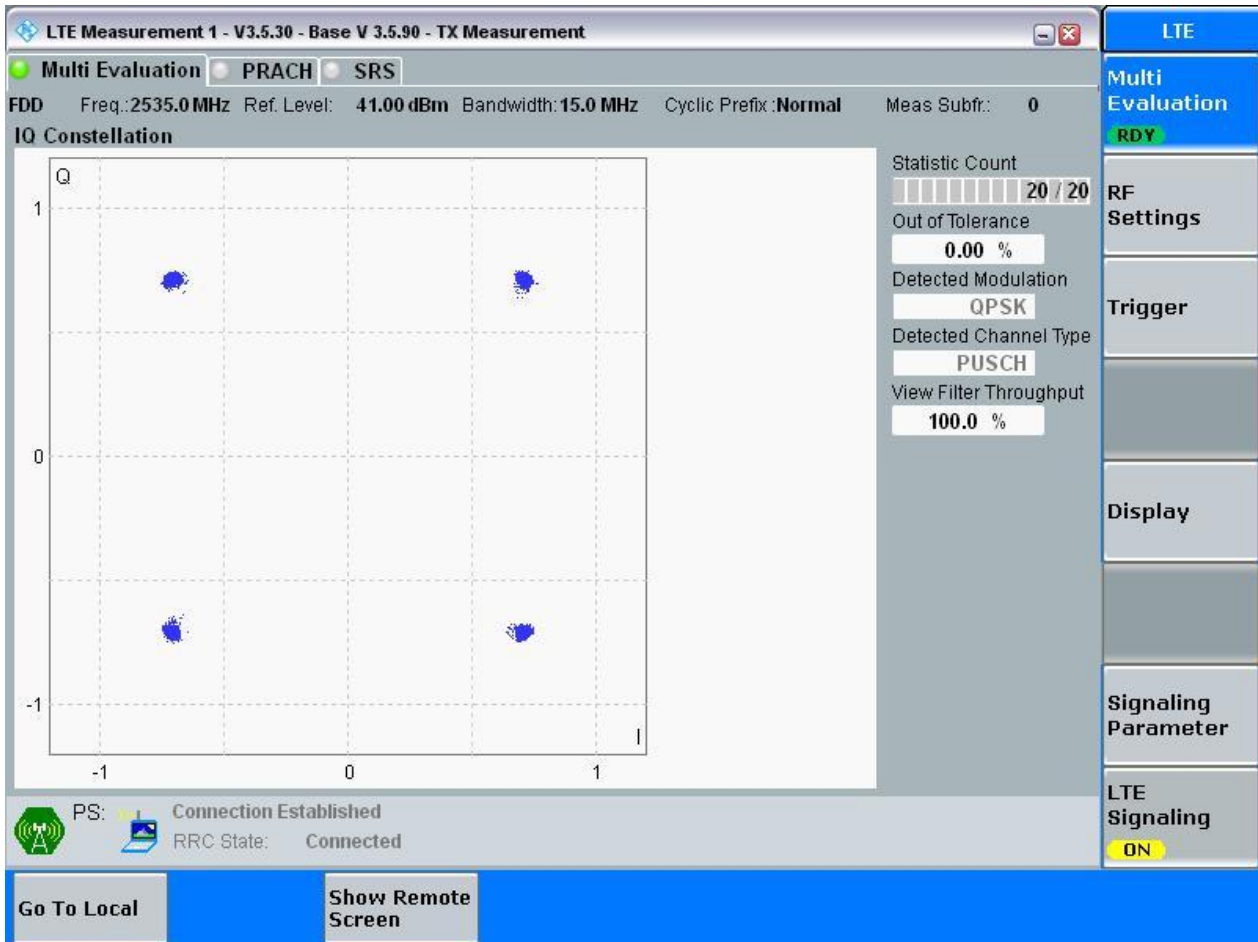
3.1.1.1.2.1.1 Test RB = RB50#0



3.1.1.1.3 Test Bandwidth = 15

3.1.1.1.3.1 Test Channel = MCH

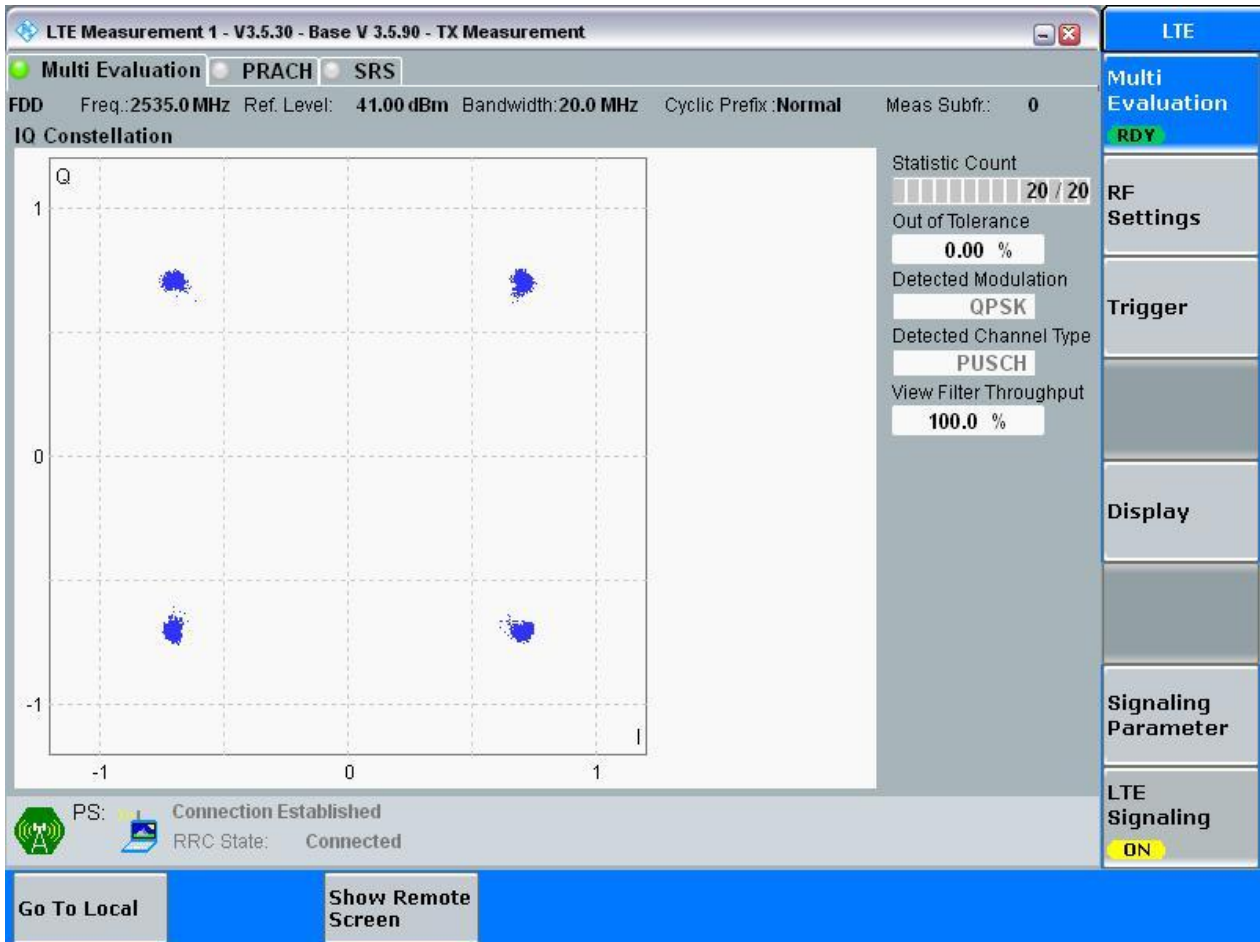
3.1.1.1.3.1.1 Test RB = RB75#0



3.1.1.1.4 Test Bandwidth = 20

3.1.1.1.4.1 Test Channel = MCH

3.1.1.1.4.1.1 Test RB = RB100#0

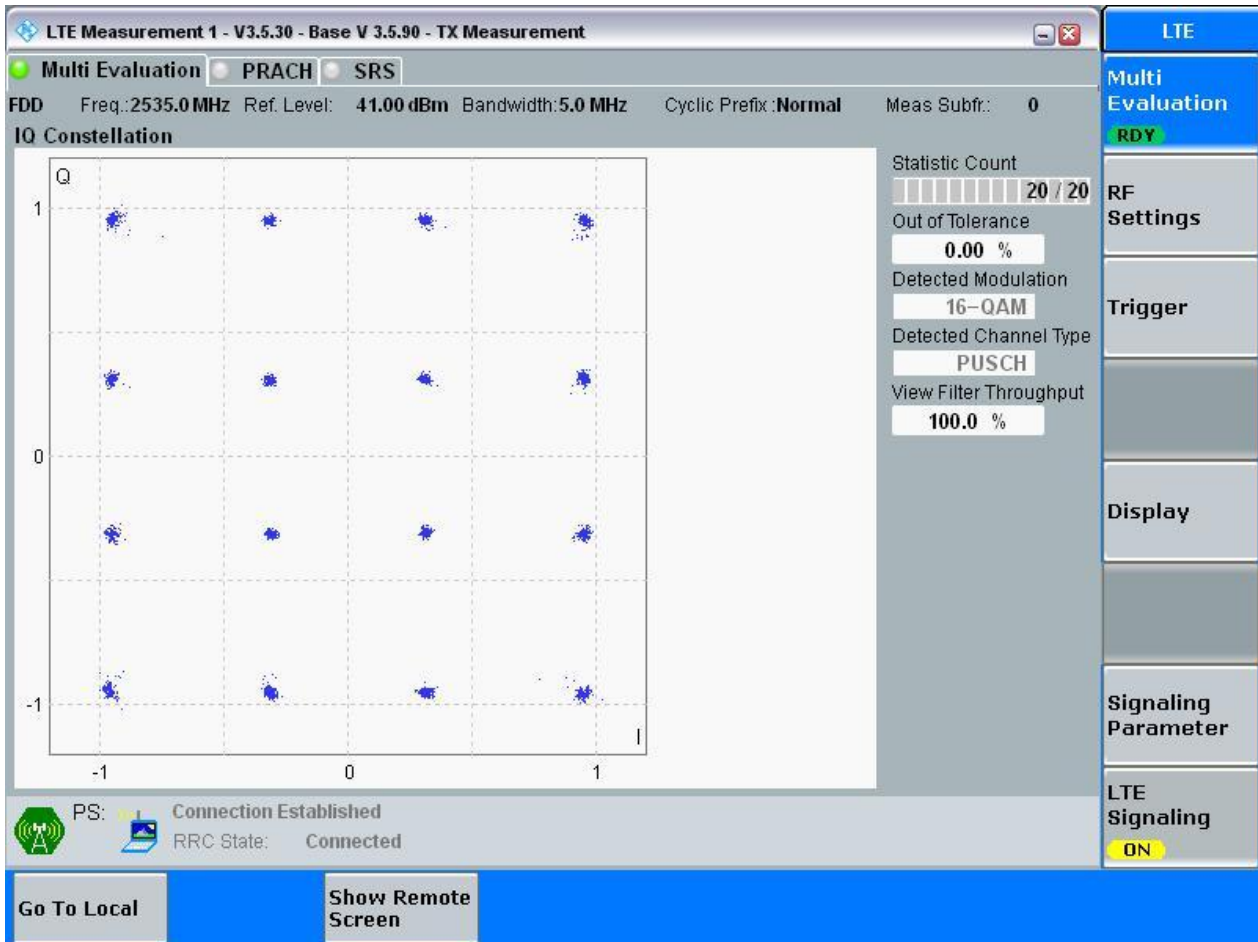


3.1.1.2 Test Mode = LTE/TM2

3.1.1.2.1 Test Bandwidth = 5

3.1.1.2.1.1 Test Channel = MCH

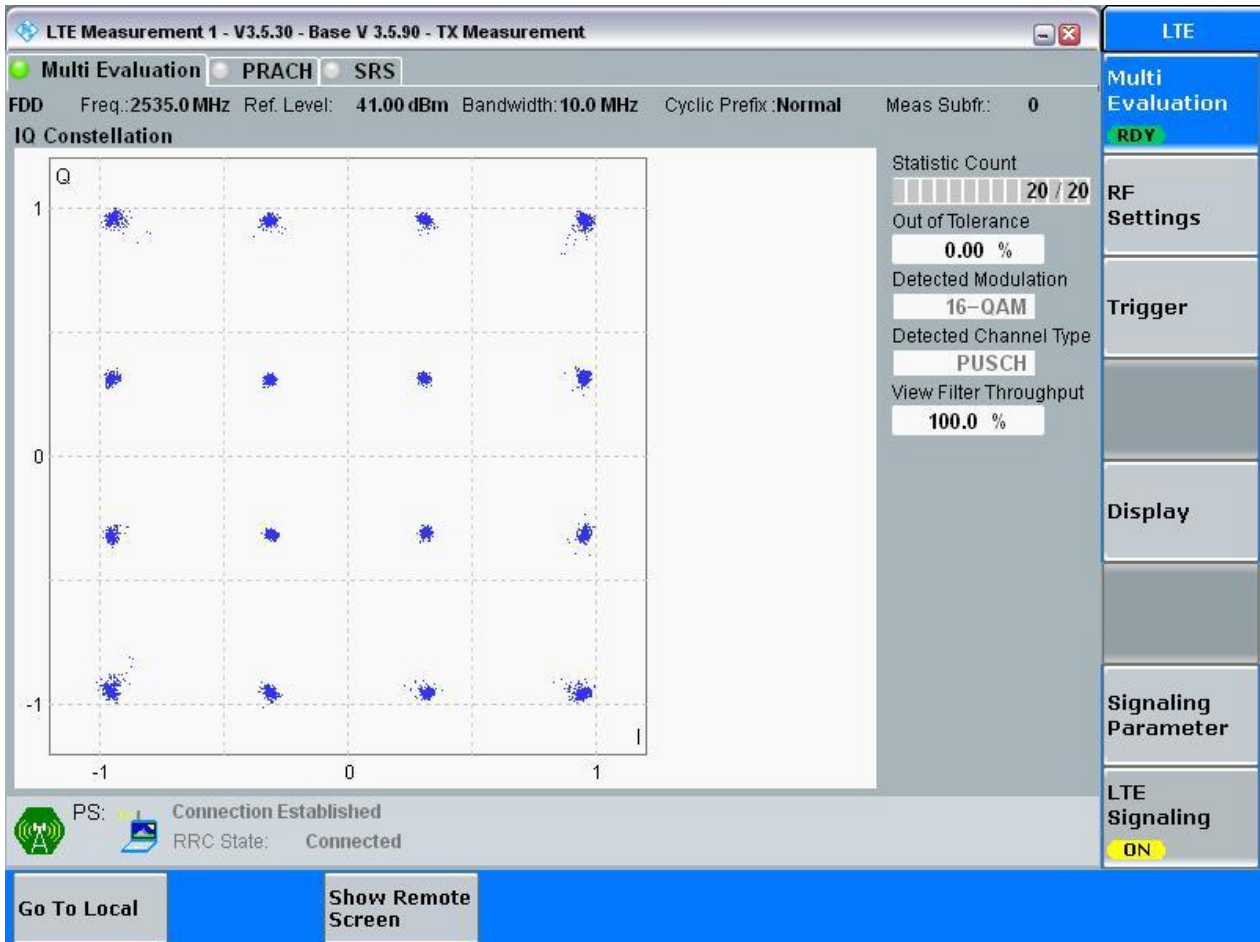
3.1.1.2.1.1.1 Test RB = RB25#0



3.1.1.2.2 Test Bandwidth = 10

3.1.1.2.2.1 Test Channel = MCH

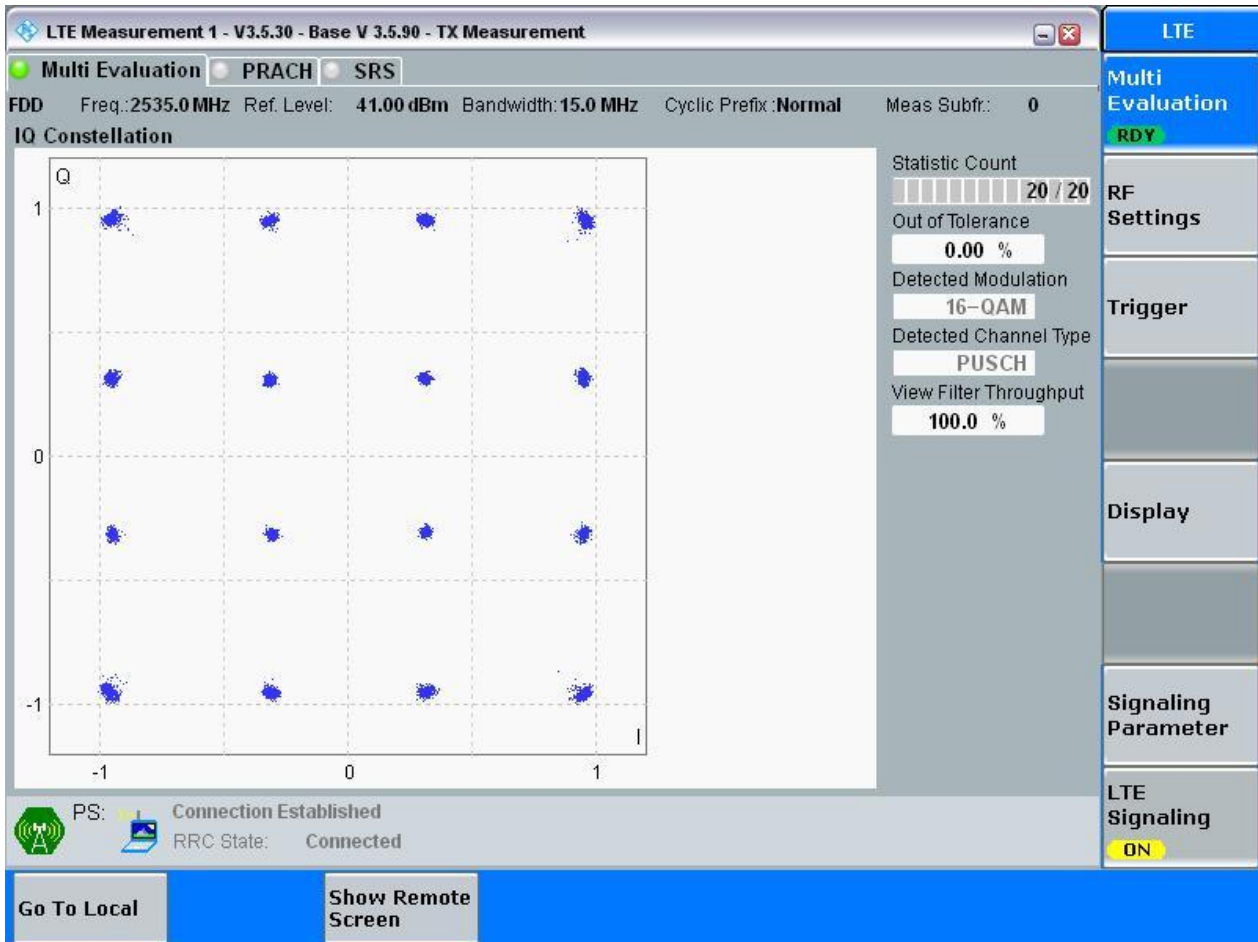
3.1.1.2.2.1.1 Test RB = RB50#0



3.1.1.2.3 Test Bandwidth = 15

3.1.1.2.3.1 Test Channel = MCH

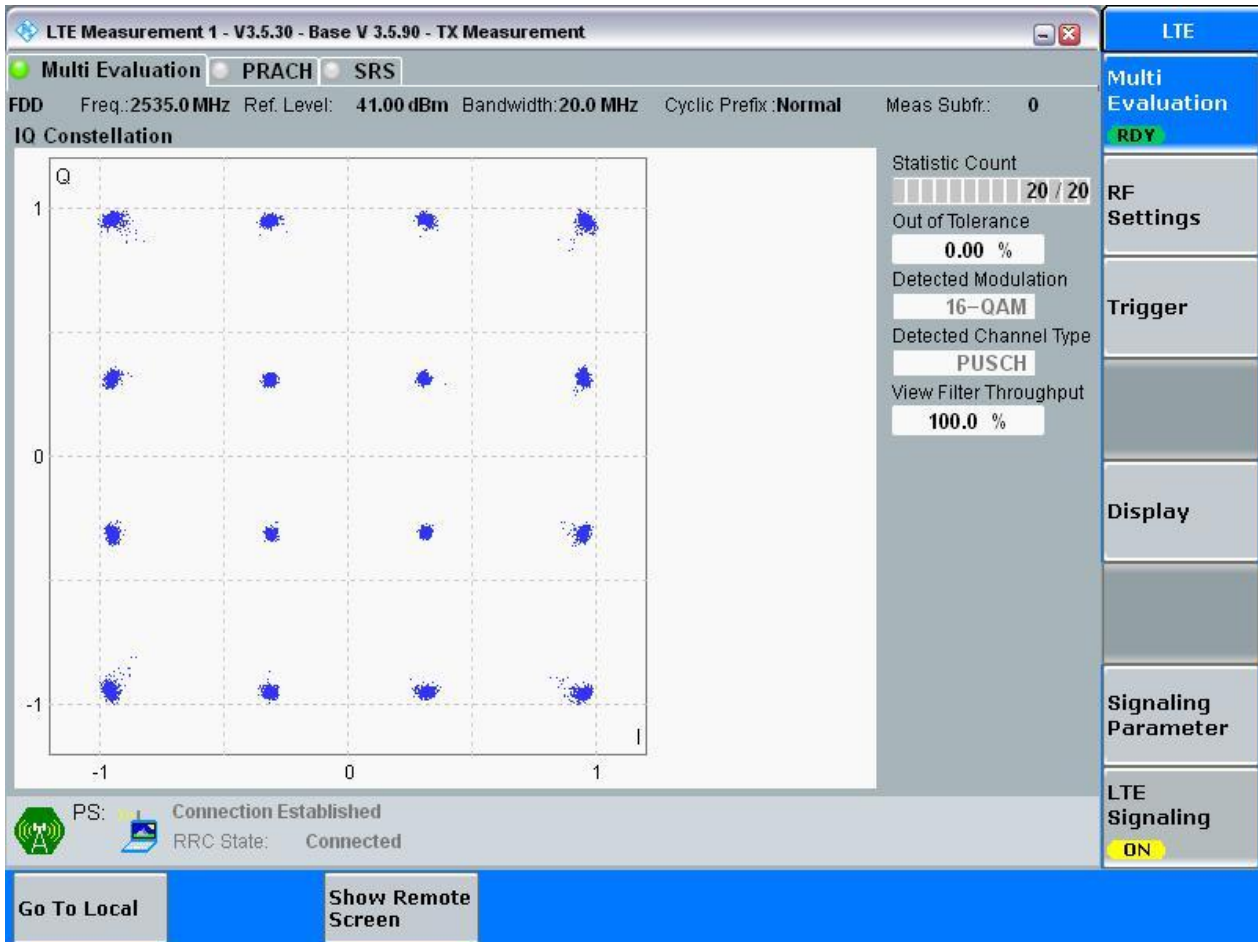
3.1.1.2.3.1.1 Test RB = RB75#0



3.1.1.2.4 Test Bandwidth = 20

3.1.1.2.4.1 Test Channel = MCH

3.1.1.2.4.1.1 Test RB = RB100#0





4Appendix_D: Bandwidth

Part I - Test Results

Test Band	Test Mode	Test Bandwidth	Test Channel	Test RB	Occupied Bandwidth [MHz]	Emission Bandwidth [MHz]	Verdict
BAND7	LTE/TM1	5	LCH	RB25#0	4.50	4.86	Pass
			MCH	RB25#0	4.50	4.86	Pass
			HCH	RB25#0	4.50	4.87	Pass
		10	LCH	RB50#0	9.00	9.64	Pass
			MCH	RB50#0	8.99	9.64	Pass
			HCH	RB50#0	8.99	9.64	Pass
		15	LCH	RB75#0	13.48	14.35	Pass
			MCH	RB75#0	13.48	14.34	Pass
			HCH	RB75#0	13.47	14.34	Pass
		20	LCH	RB100#0	17.99	19.18	Pass
			MCH	RB100#0	17.96	19.09	Pass
			HCH	RB100#0	17.99	19.15	Pass
	LTE/TM2	5	LCH	RB25#0	4.50	4.85	Pass
			MCH	RB25#0	4.51	4.88	Pass
			HCH	RB25#0	4.50	4.89	Pass
		10	LCH	RB50#0	8.99	9.59	Pass
			MCH	RB50#0	8.99	9.68	Pass
			HCH	RB50#0	9.00	9.68	Pass
		15	LCH	RB75#0	13.48	14.34	Pass
			MCH	RB75#0	13.48	14.44	Pass
			HCH	RB75#0	13.48	14.37	Pass
		20	LCH	RB100#0	17.98	19.14	Pass
			MCH	RB100#0	17.94	19.08	Pass
			HCH	RB100#0	17.98	19.18	Pass



Part II - Test Plots

4.1 For LTE

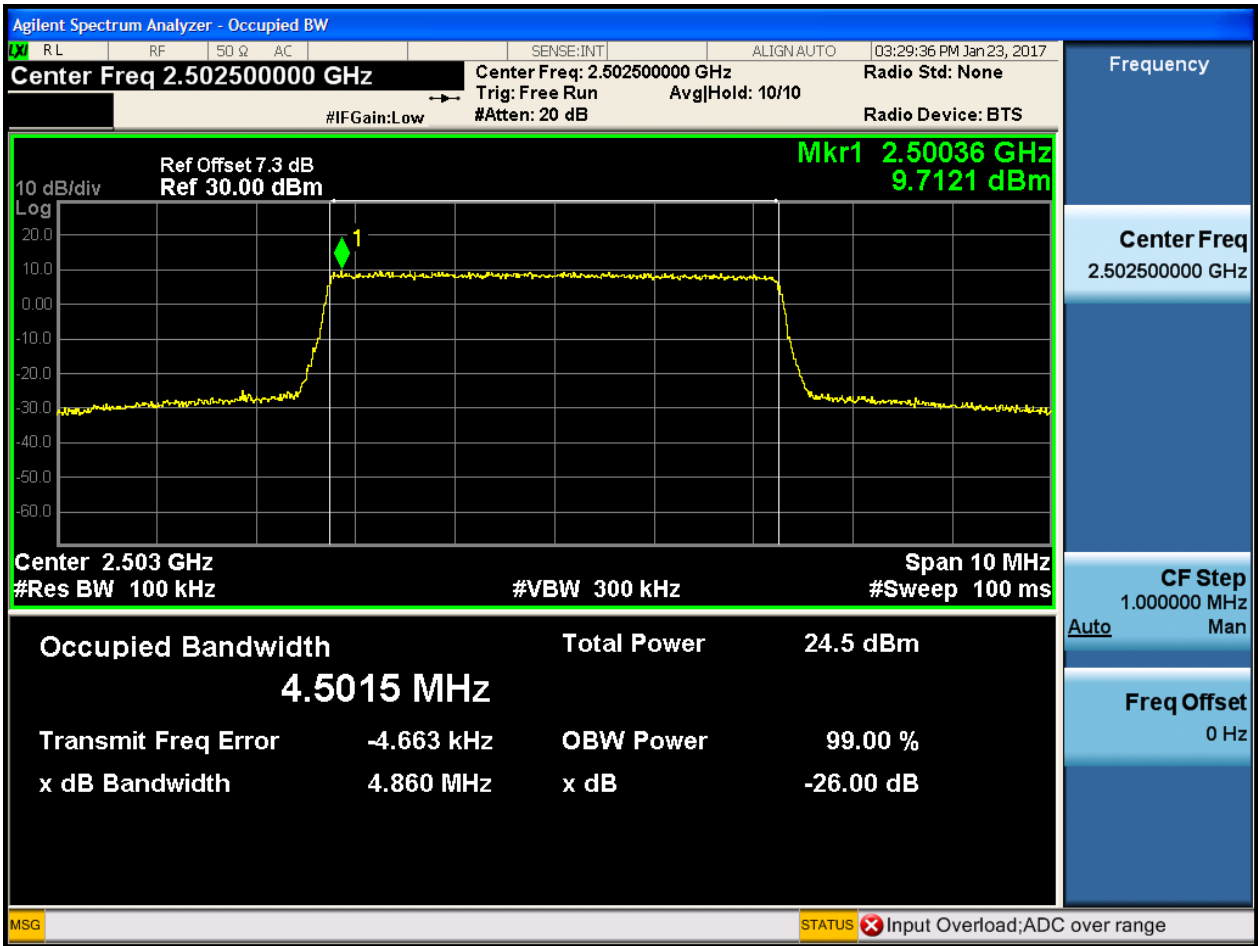
4.1.1 Test Band = BAND7

4.1.1.1 Test Mode = LTE/TM1

4.1.1.1.1 Test Bandwidth = 5

4.1.1.1.1.1 Test Channel = LCH

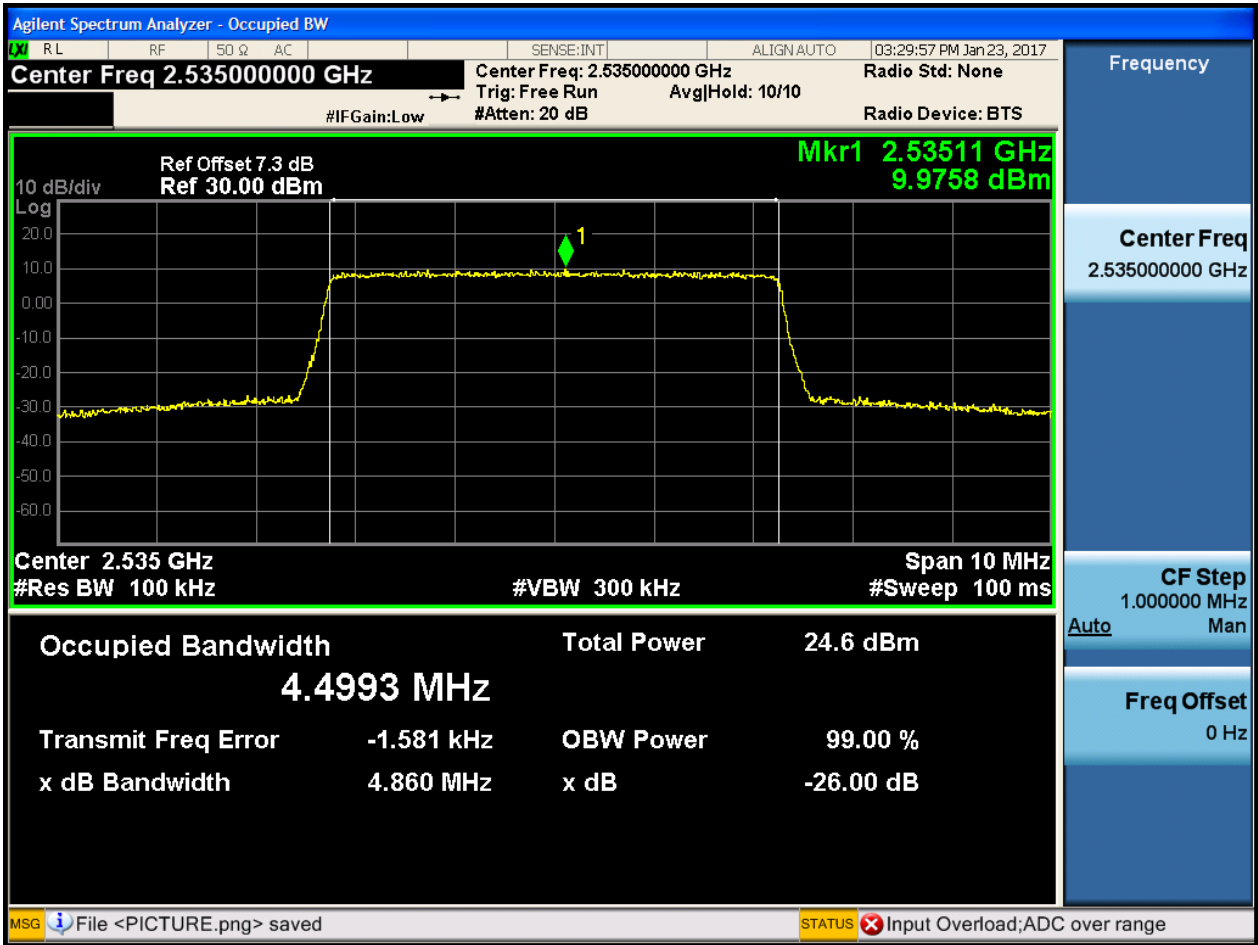
4.1.1.1.1.1.1 Test RB = RB25#0





4.1.1.1.1.2 Test Channel = MCH

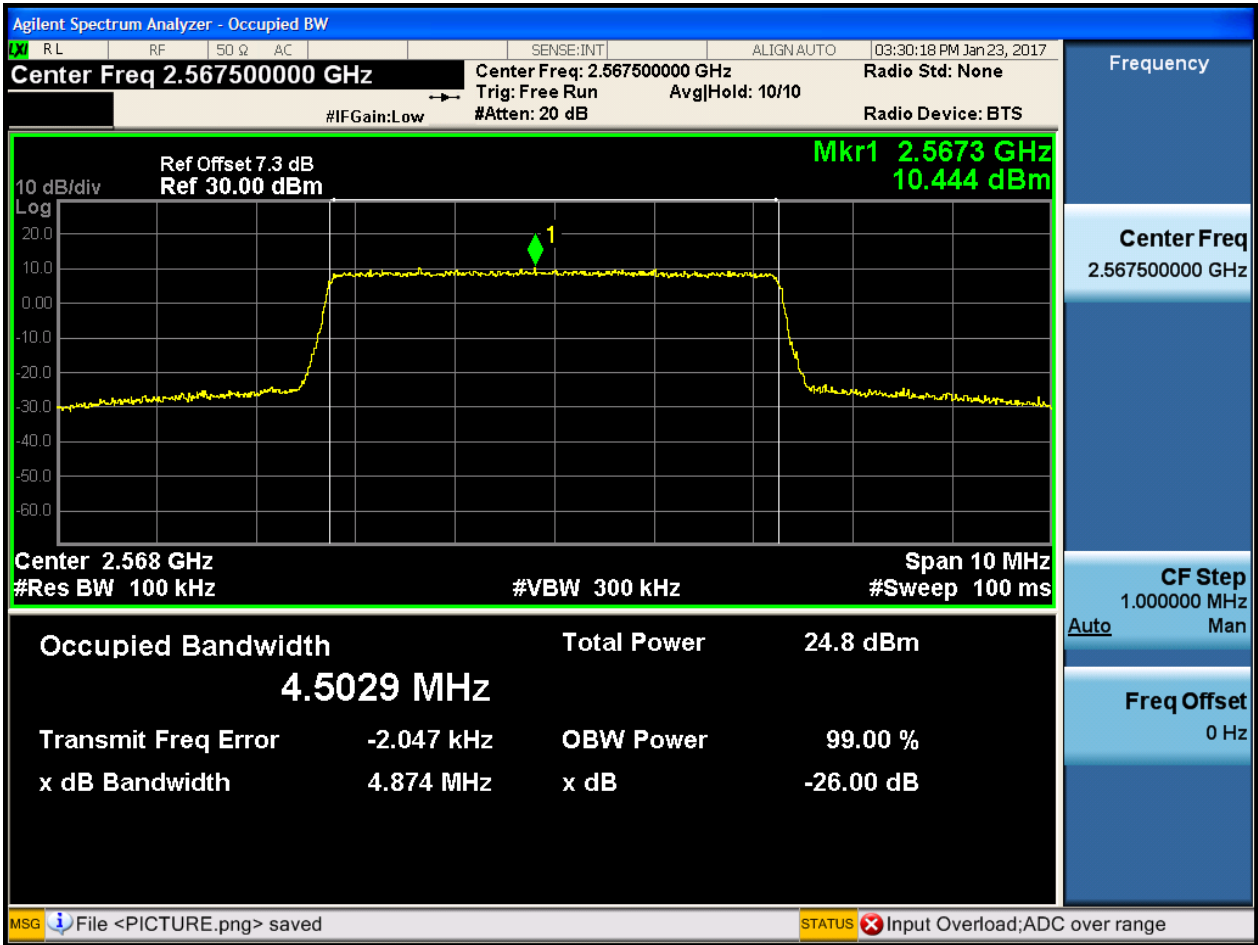
4.1.1.1.1.2.1 Test RB = RB25#0





4.1.1.1.1.3 Test Channel = HCH

4.1.1.1.1.3.1 Test RB = RB25#0

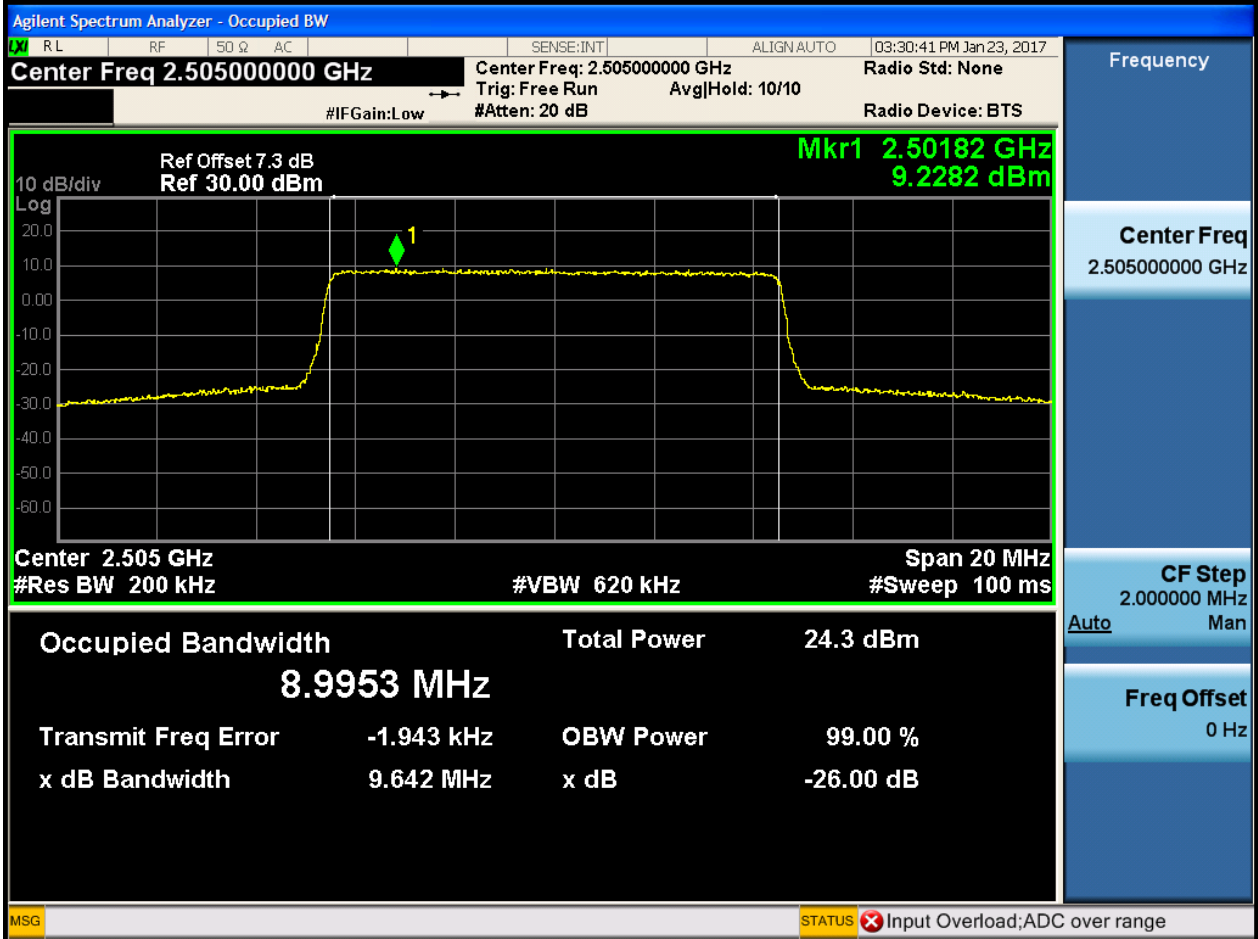




4.1.1.1.2 Test Bandwidth = 10

4.1.1.1.2.1 Test Channel = LCH

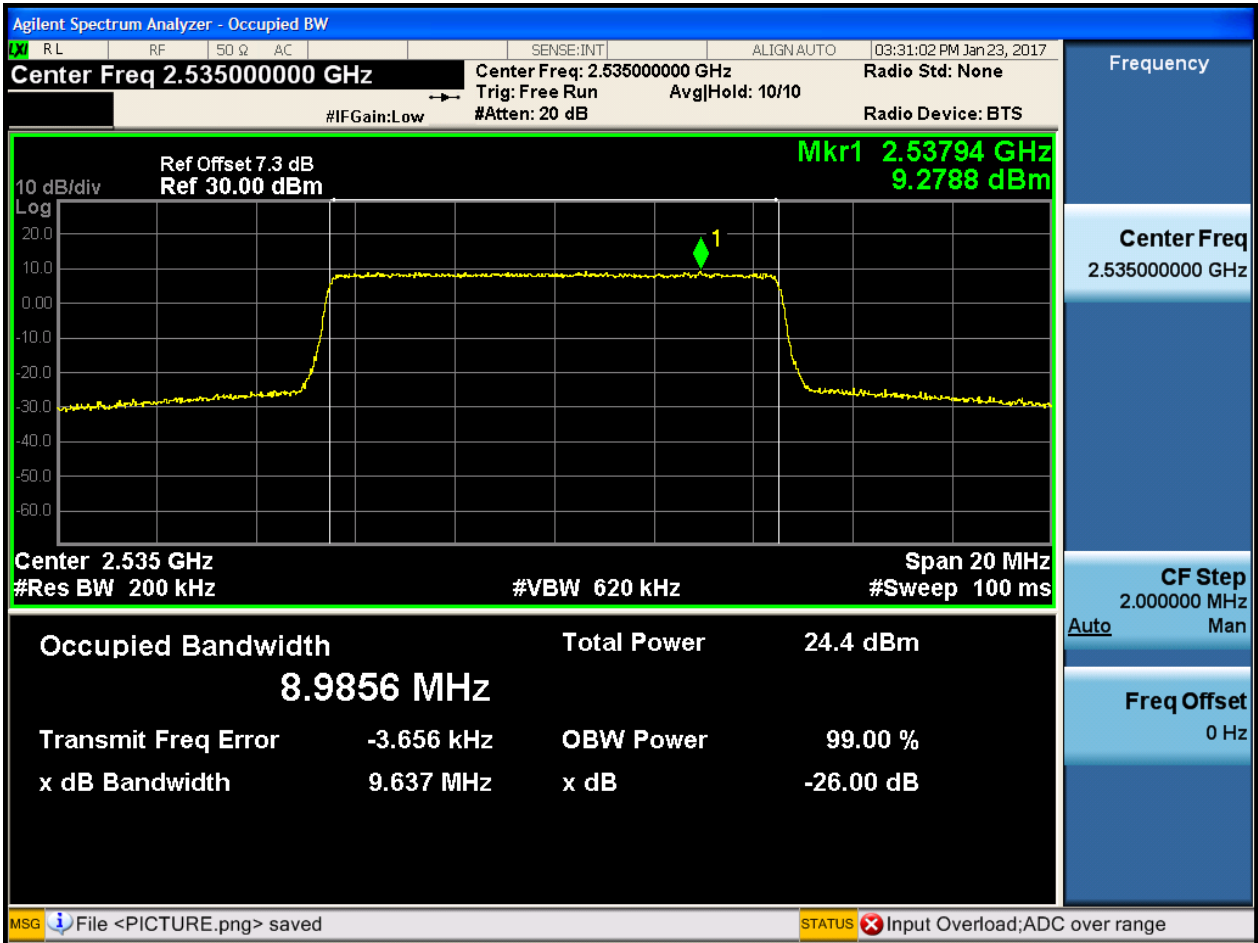
4.1.1.1.2.1.1 Test RB = RB50#0





4.1.1.1.2.2 Test Channel = MCH

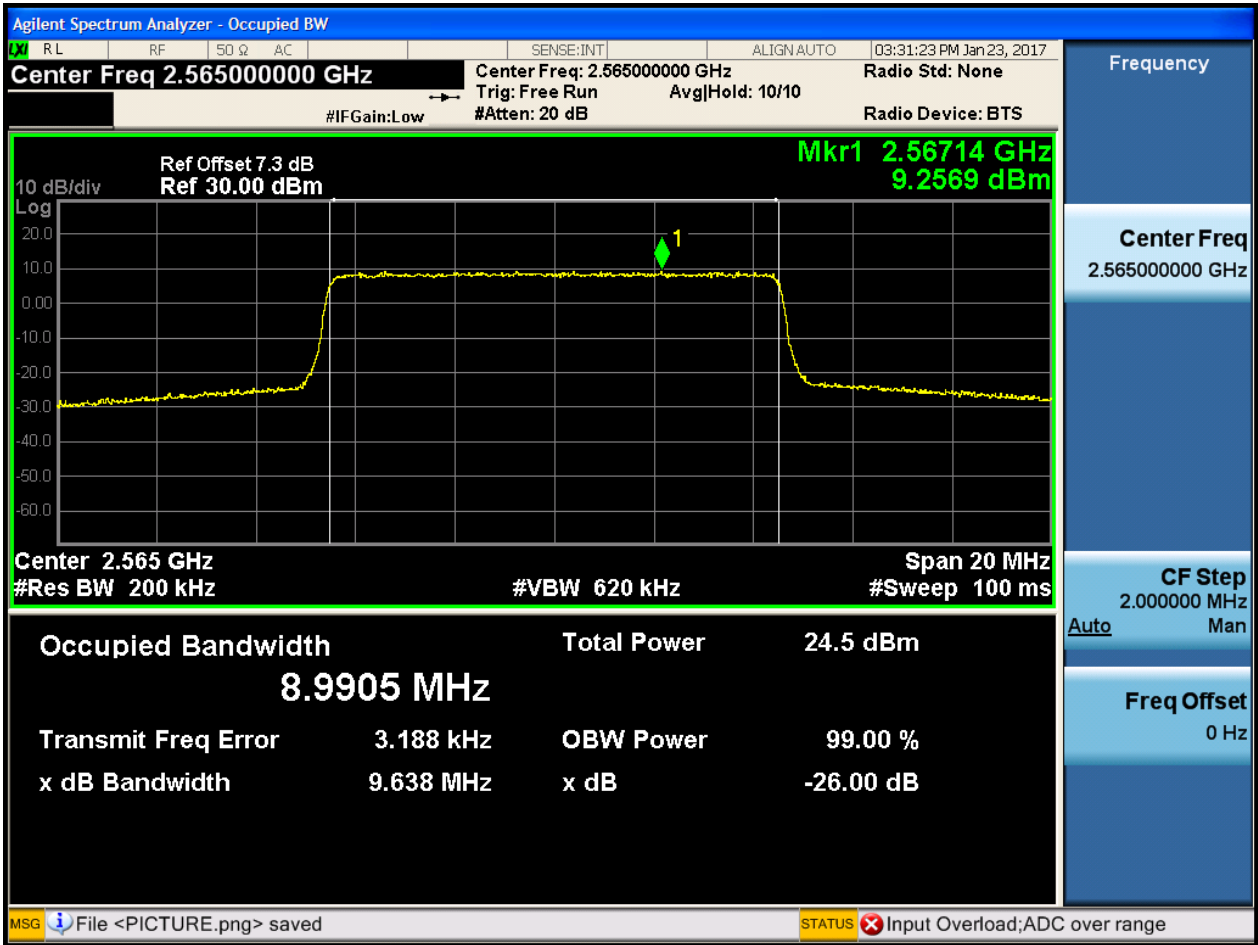
4.1.1.1.2.2.1 Test RB = RB50#0





4.1.1.1.2.3 Test Channel = HCH

4.1.1.1.2.3.1 Test RB = RB50#0

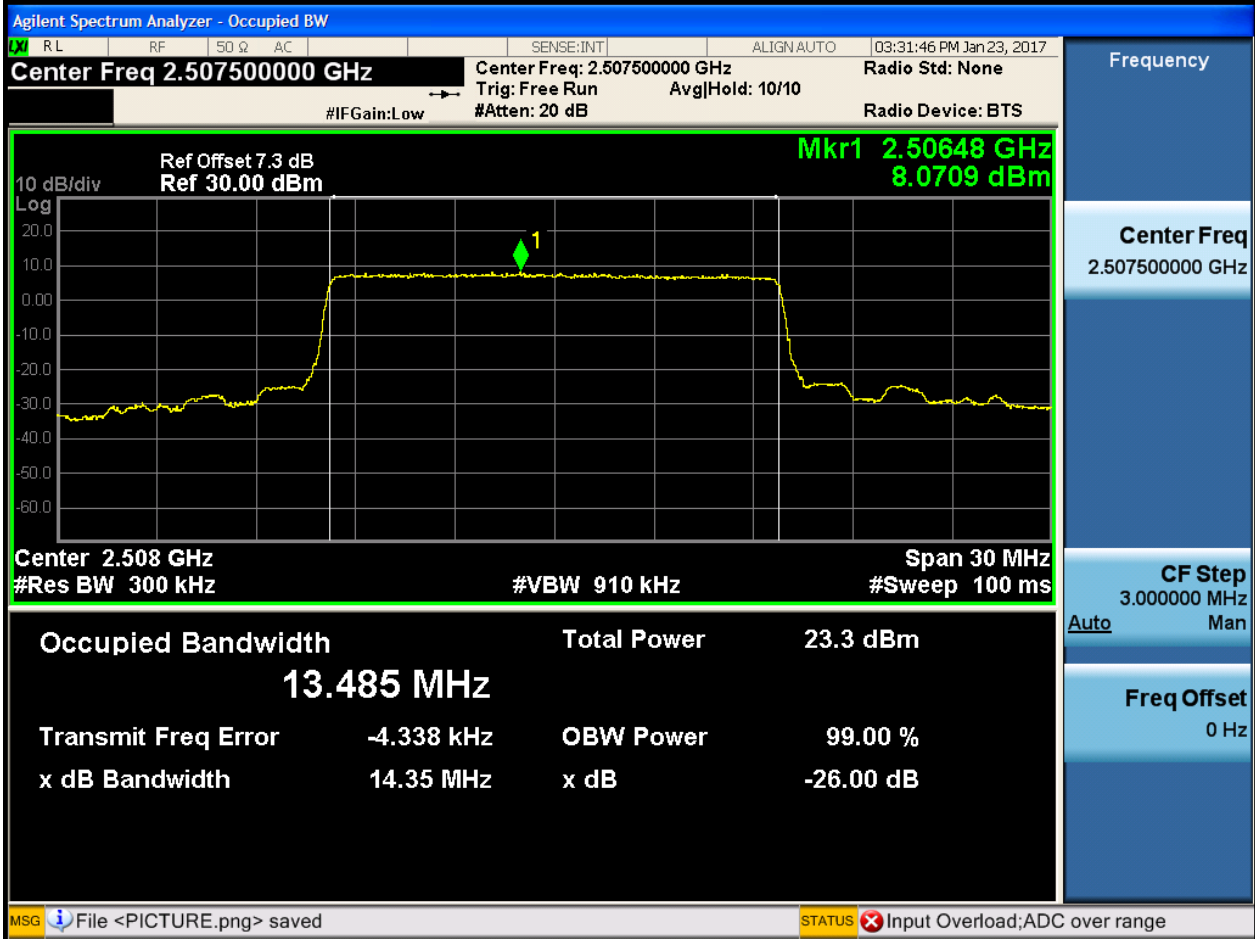




4.1.1.1.3 Test Bandwidth = 15

4.1.1.1.3.1 Test Channel = LCH

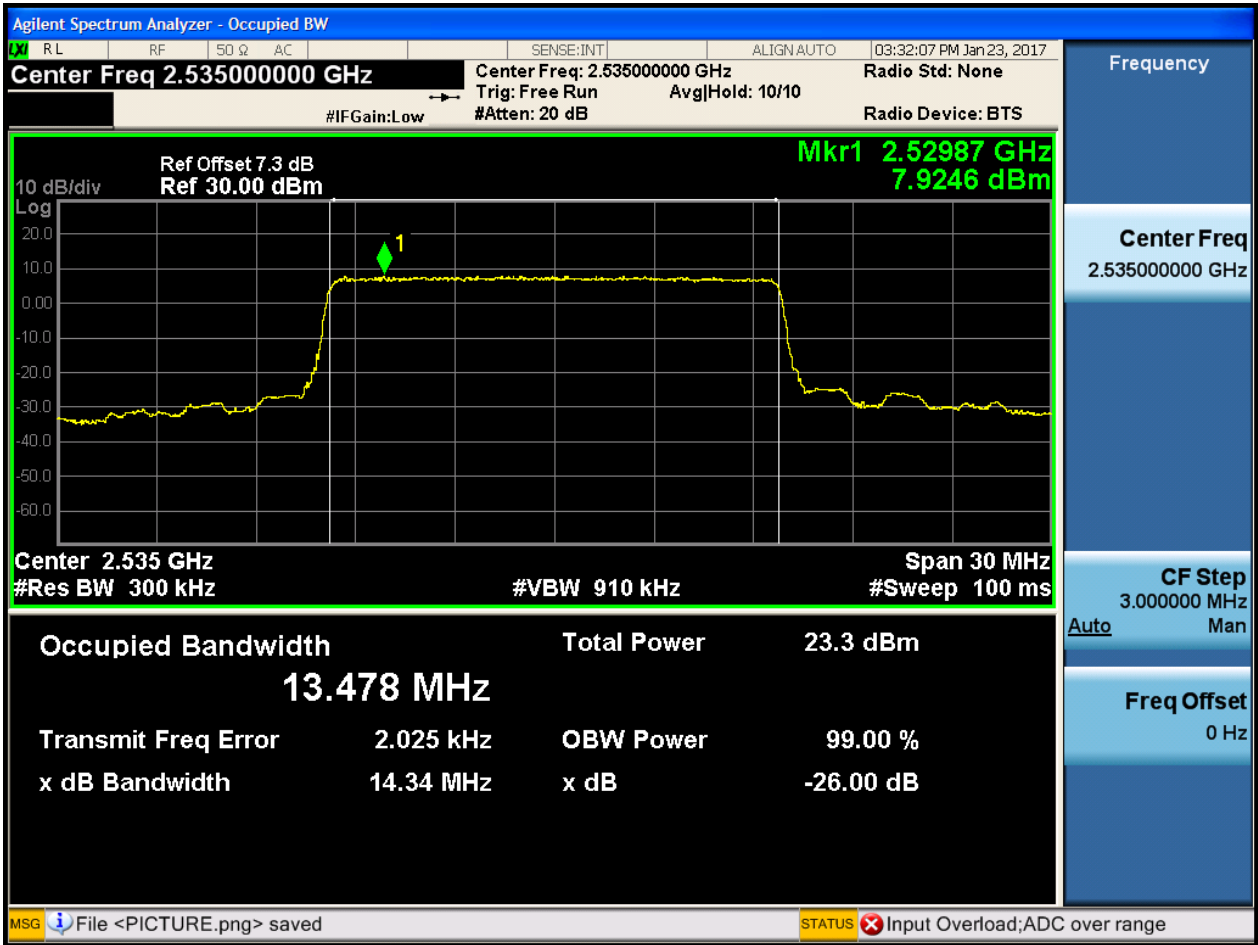
4.1.1.1.3.1.1 Test RB = RB75#0





4.1.1.1.3.2 Test Channel = MCH

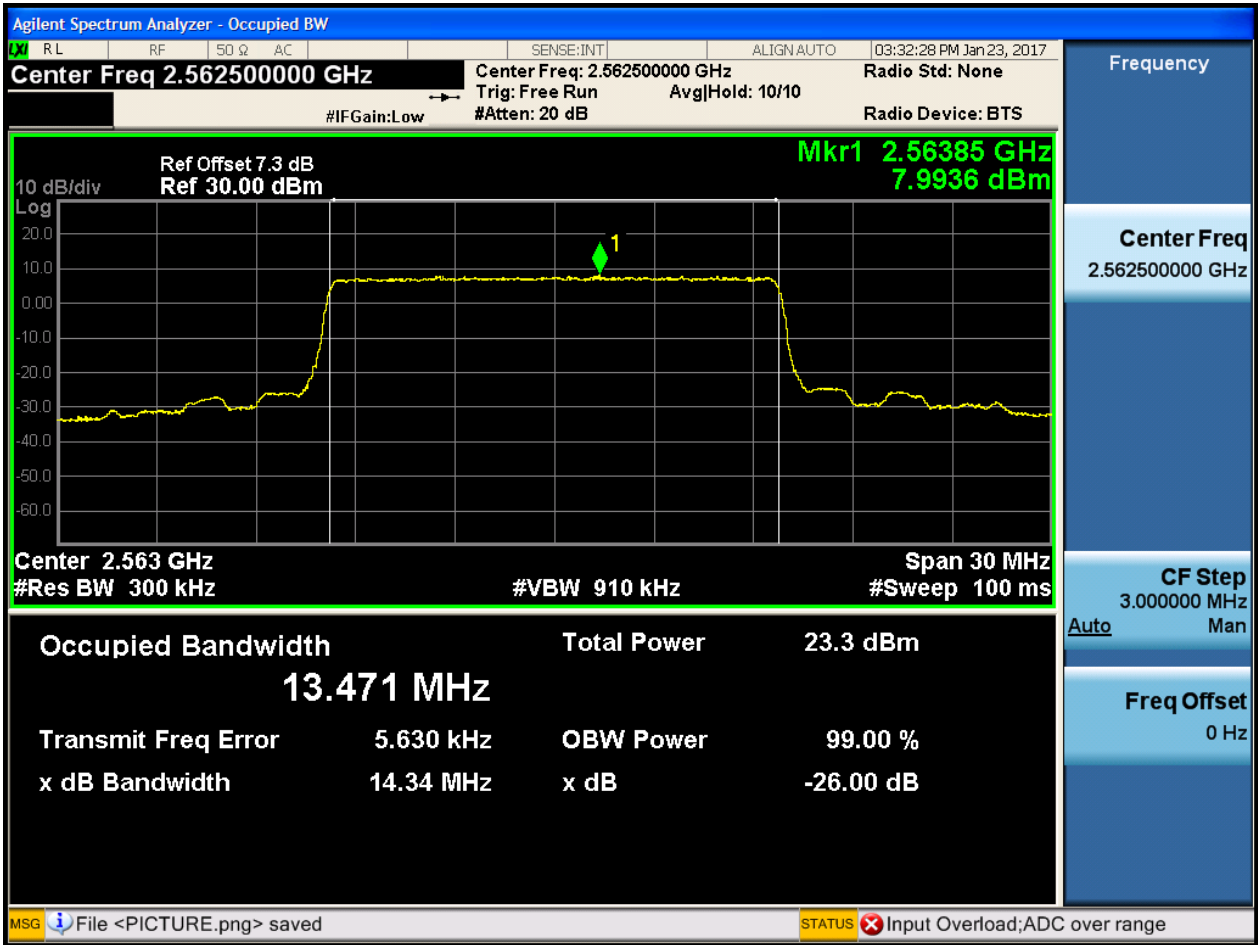
4.1.1.1.3.2.1 Test RB = RB75#0





4.1.1.1.3.3 Test Channel = HCH

4.1.1.1.3.3.1 Test RB = RB75#0

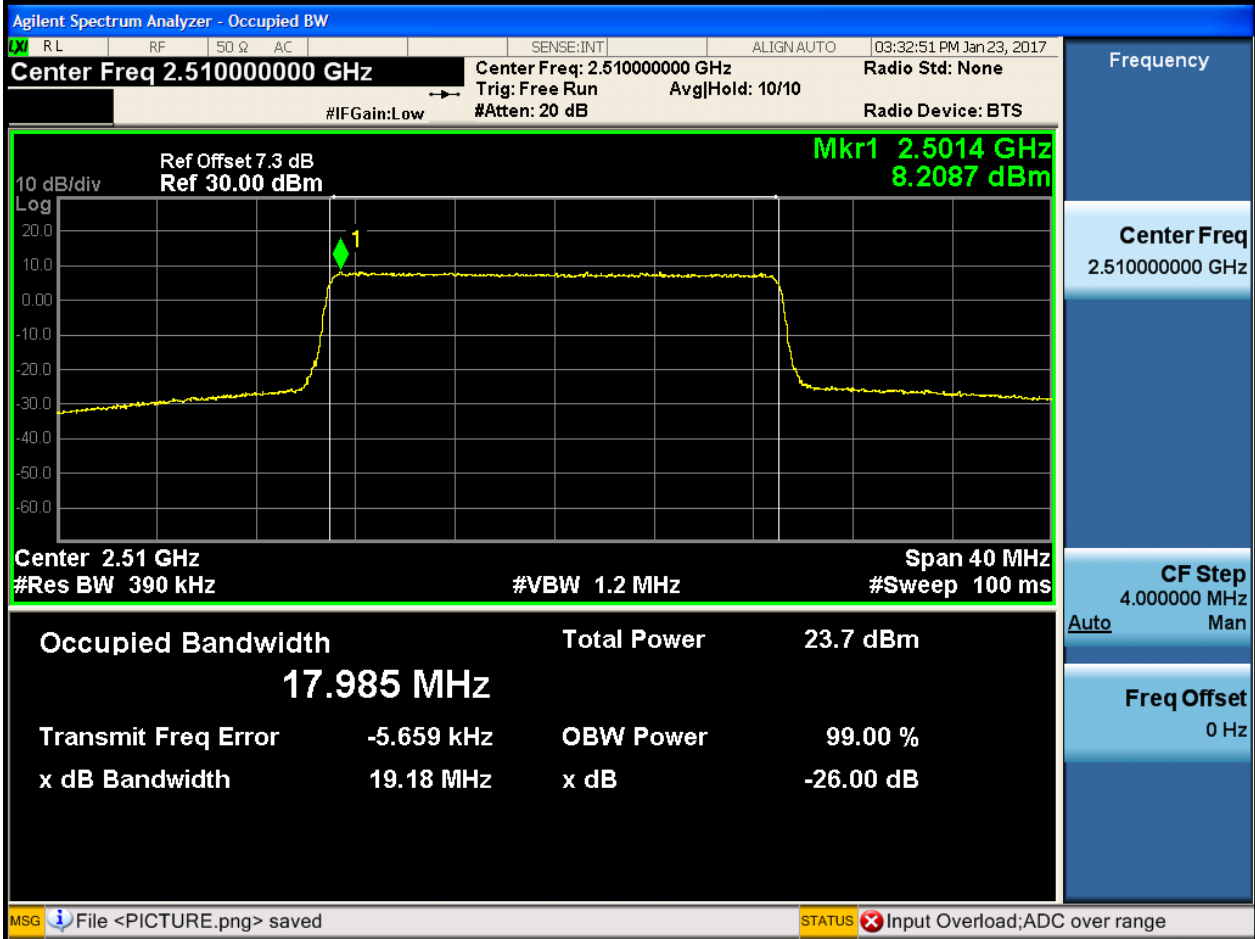




4.1.1.1.4 Test Bandwidth = 20

4.1.1.1.4.1 Test Channel = LCH

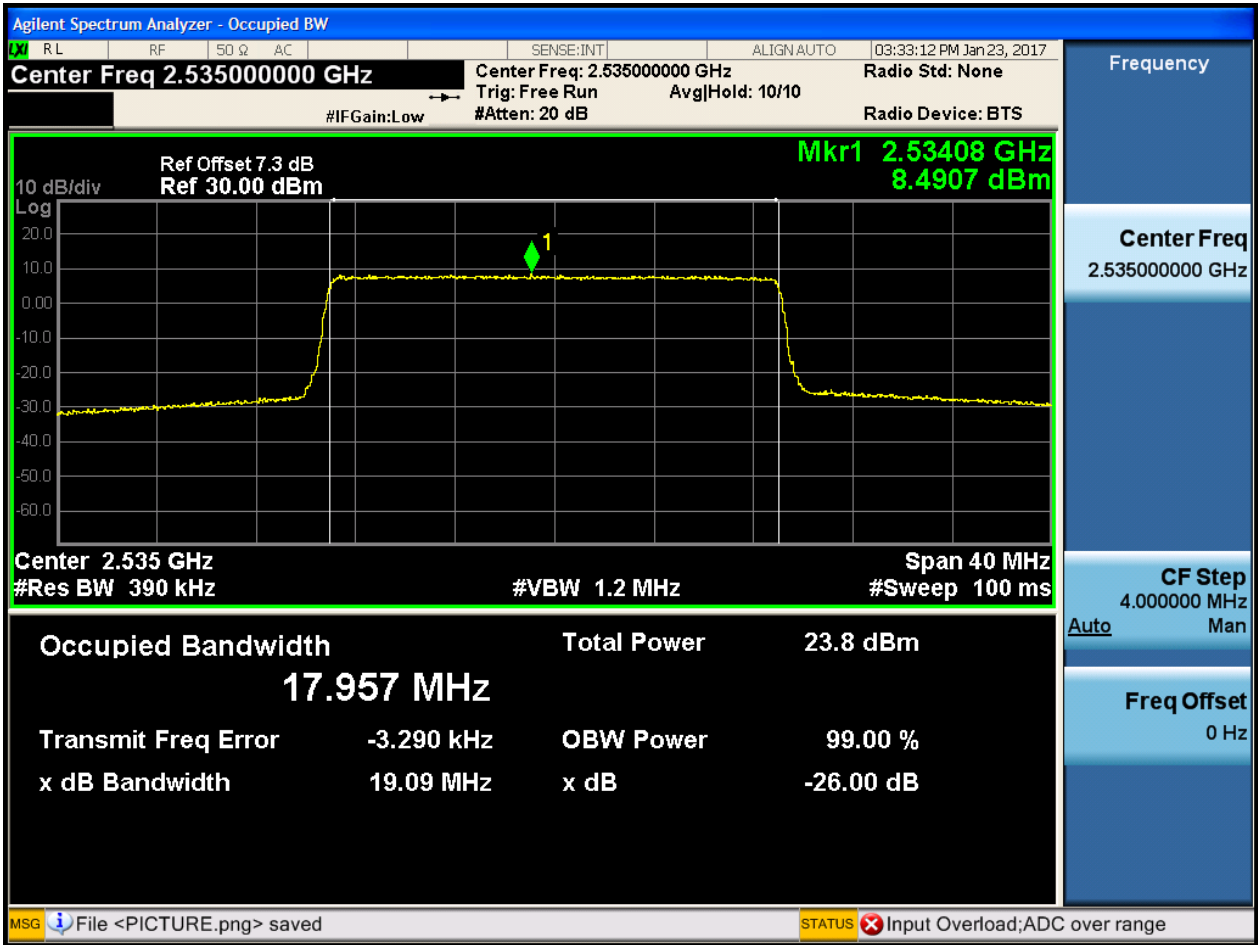
4.1.1.1.4.1.1 Test RB = RB100#0





4.1.1.1.4.2 Test Channel = MCH

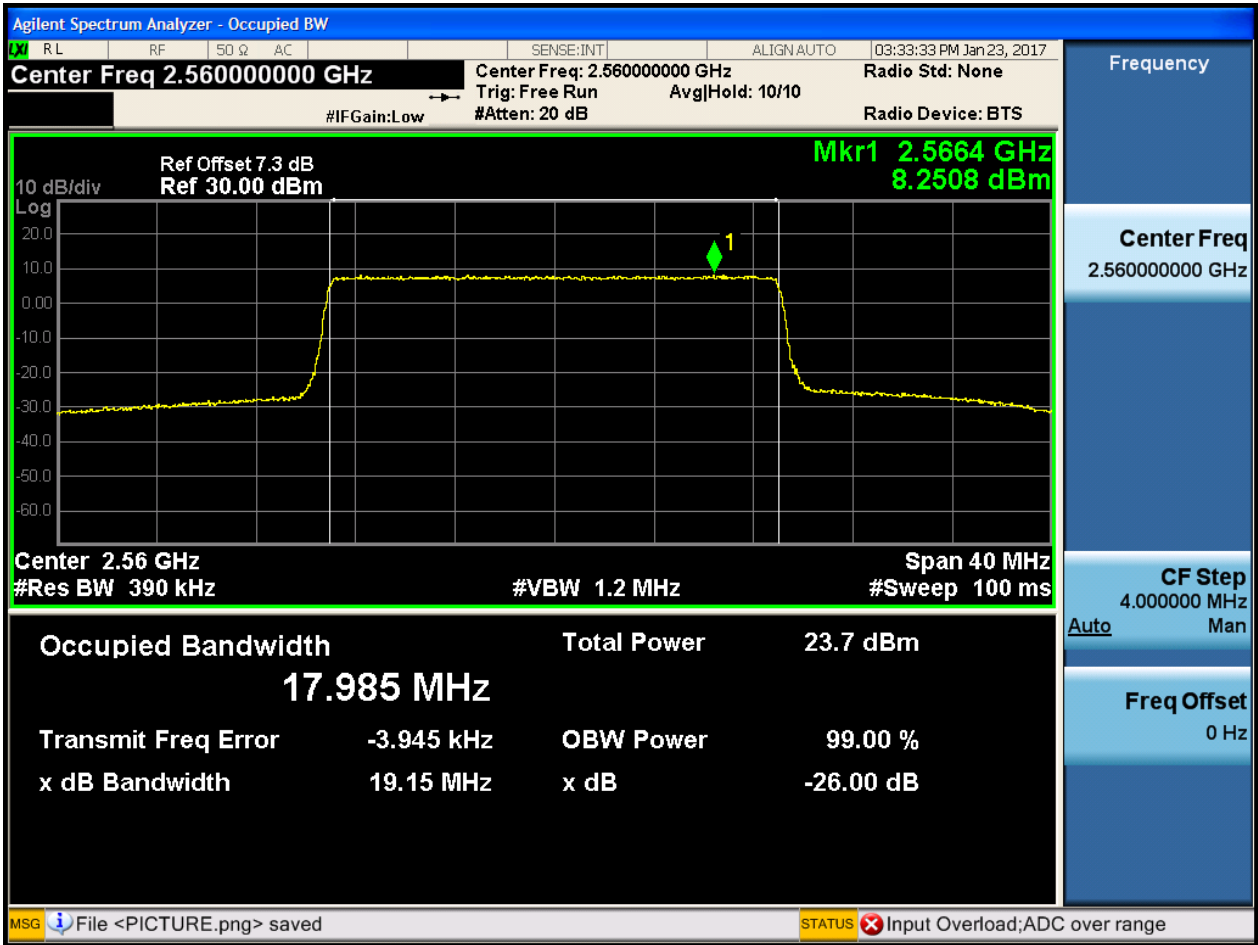
4.1.1.1.4.2.1 Test RB = RB100#0





4.1.1.1.4.3 Test Channel = HCH

4.1.1.1.4.3.1 Test RB = RB100#0



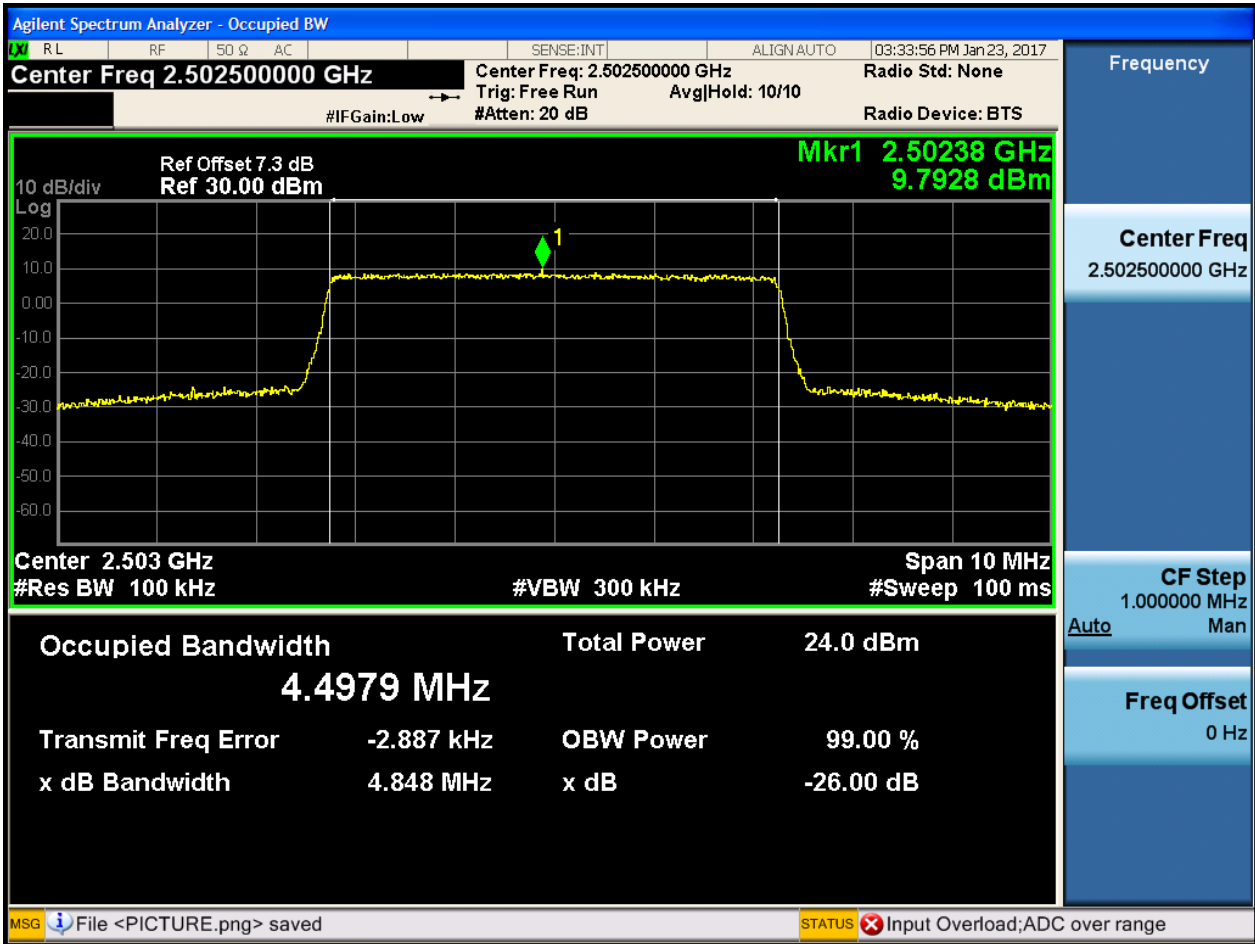


4.1.1.2 Test Mode = LTE/TM2

4.1.1.2.1 Test Bandwidth = 5

4.1.1.2.1.1 Test Channel = LCH

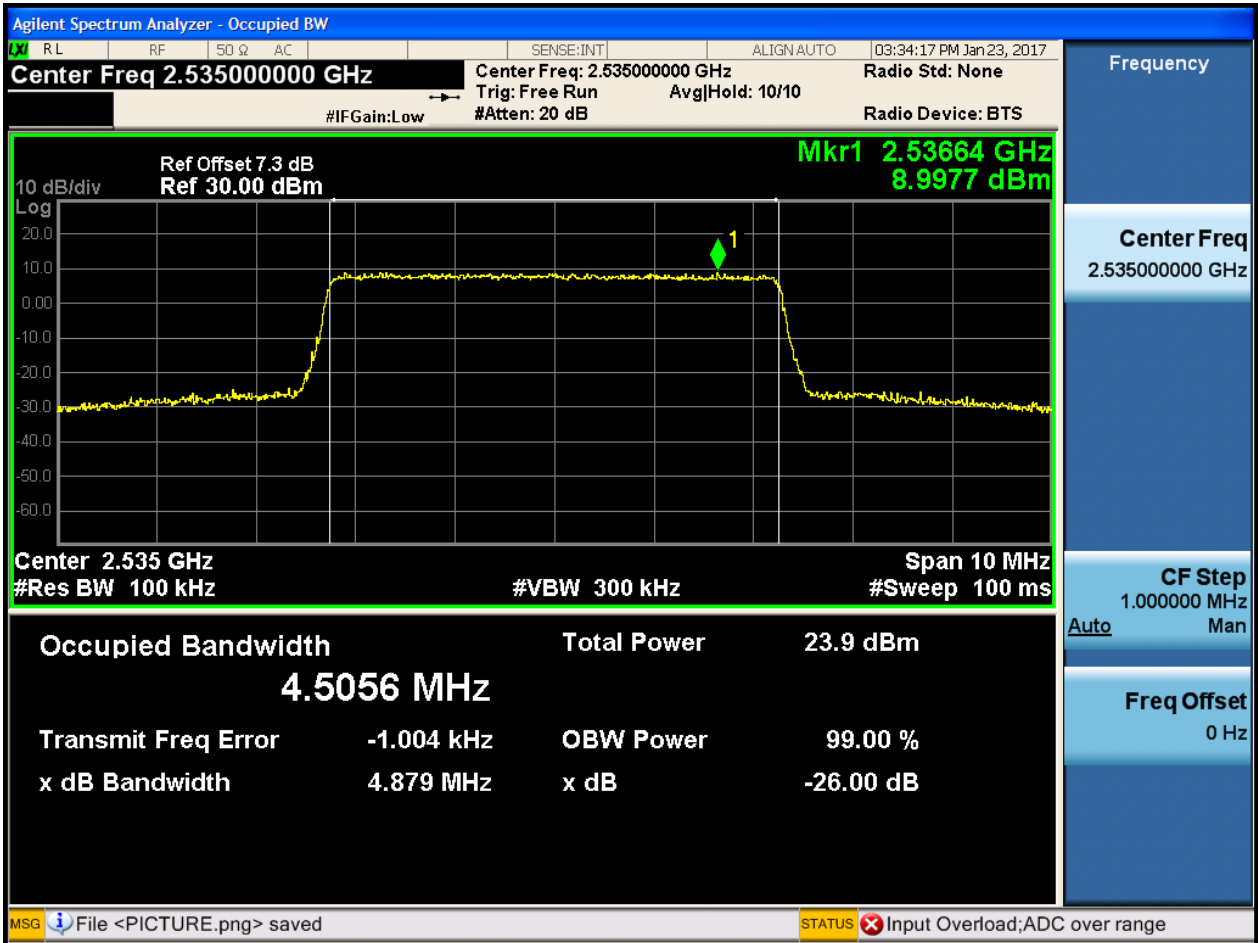
4.1.1.2.1.1.1 Test RB = RB25#0





4.1.1.2.1.2 Test Channel = MCH

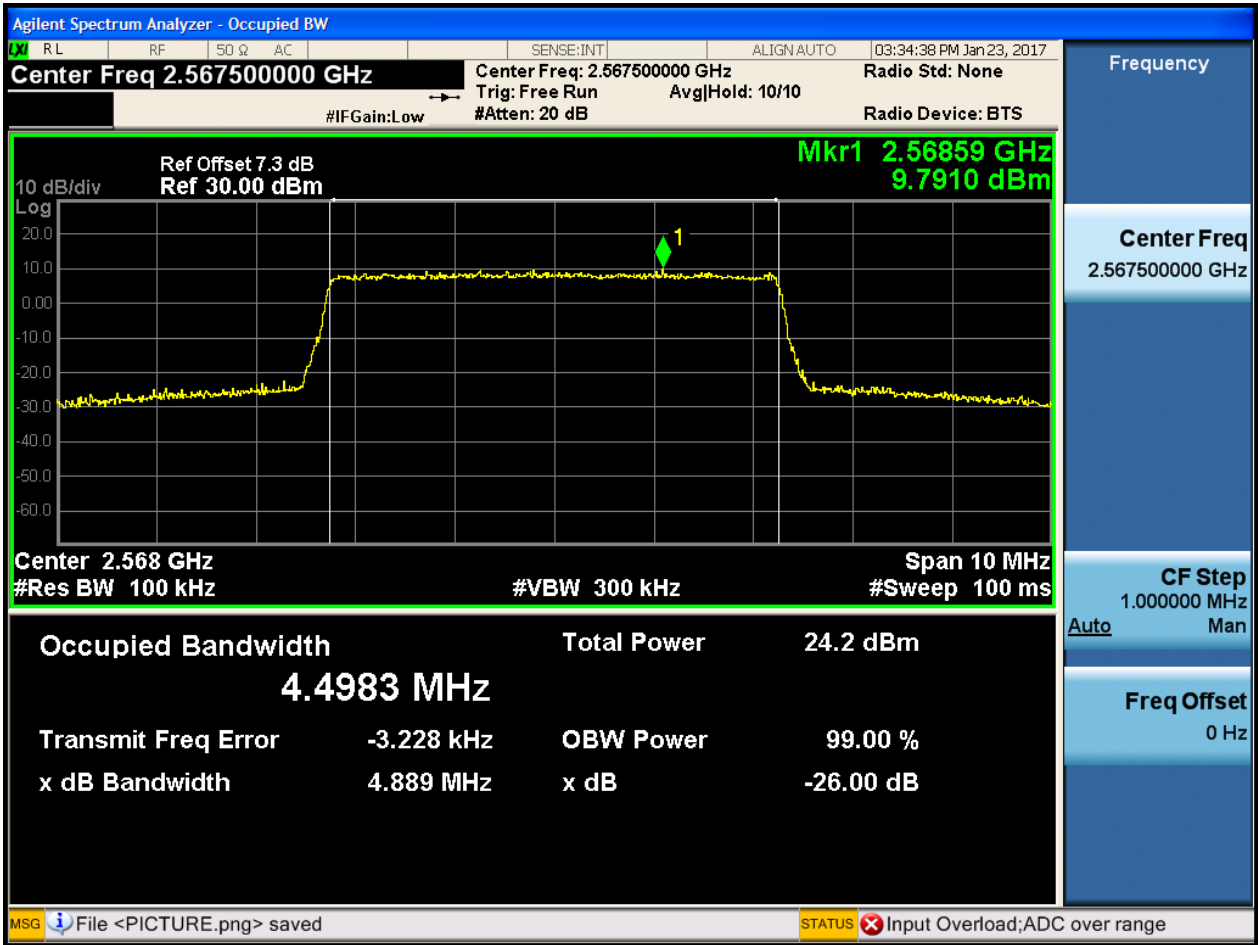
4.1.1.2.1.2.1 Test RB = RB25#0





4.1.1.2.1.3 Test Channel = HCH

4.1.1.2.1.3.1 Test RB = RB25#0

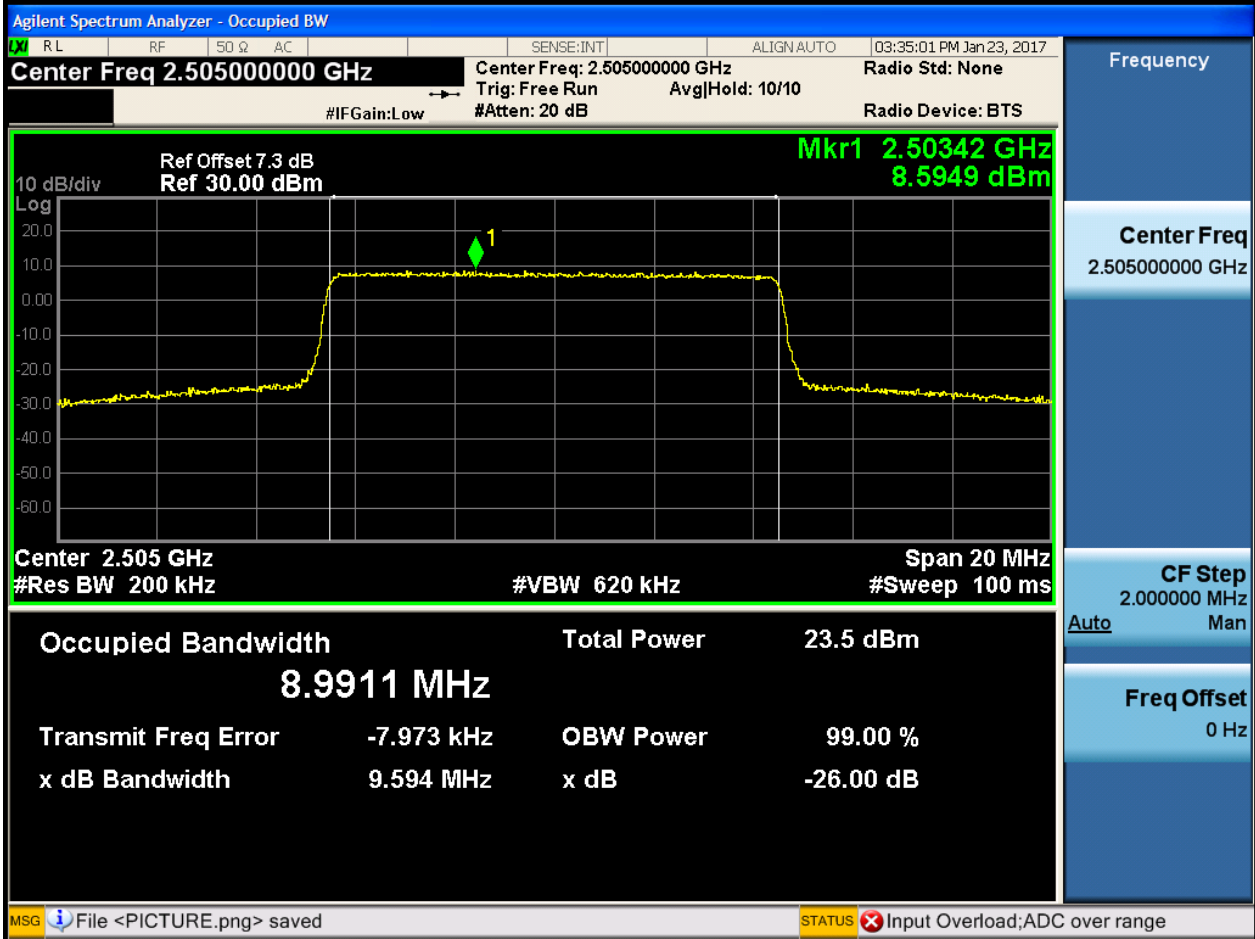




4.1.1.2.2 Test Bandwidth = 10

4.1.1.2.2.1 Test Channel = LCH

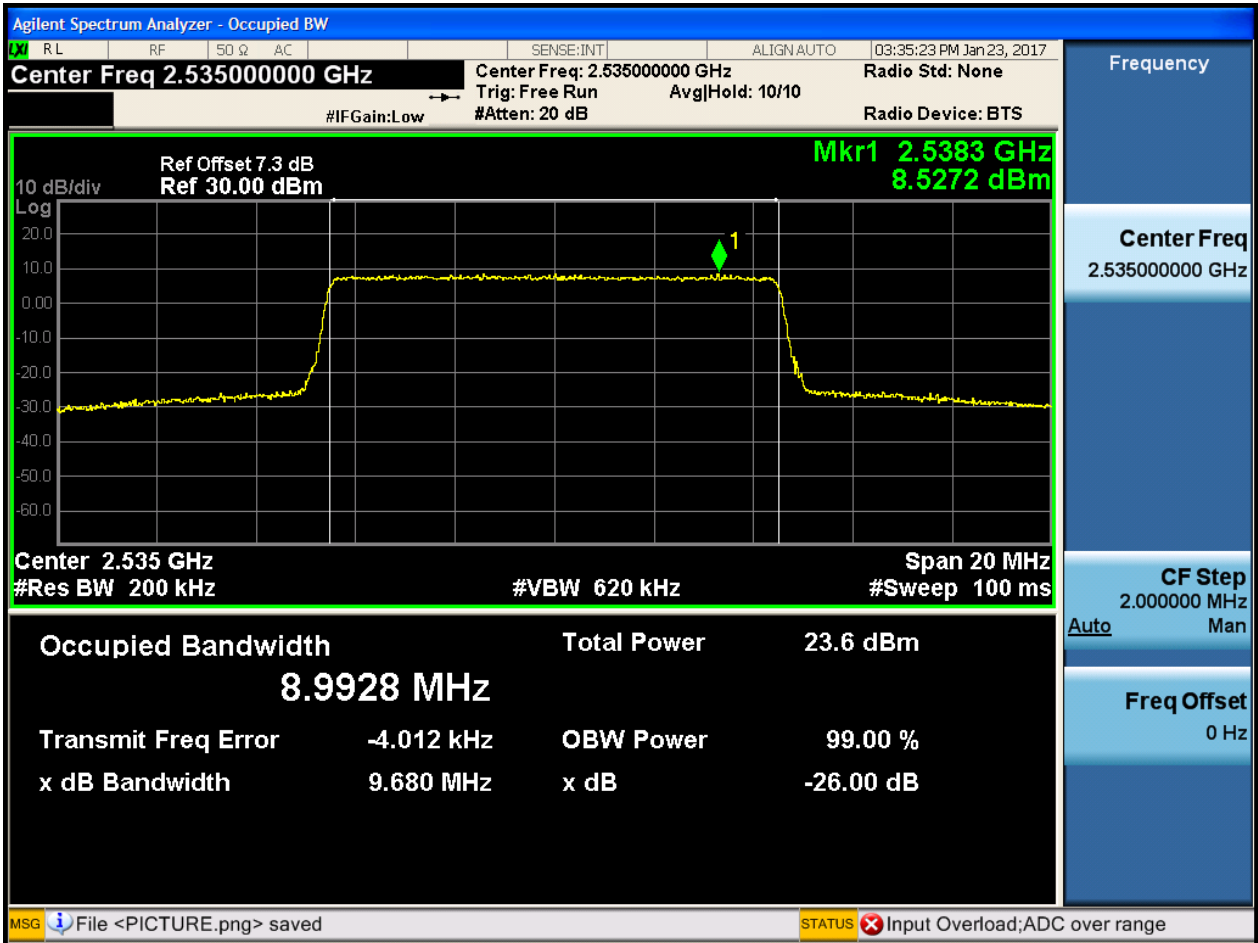
4.1.1.2.2.1.1 Test RB = RB50#0





4.1.1.2.2.2 Test Channel = MCH

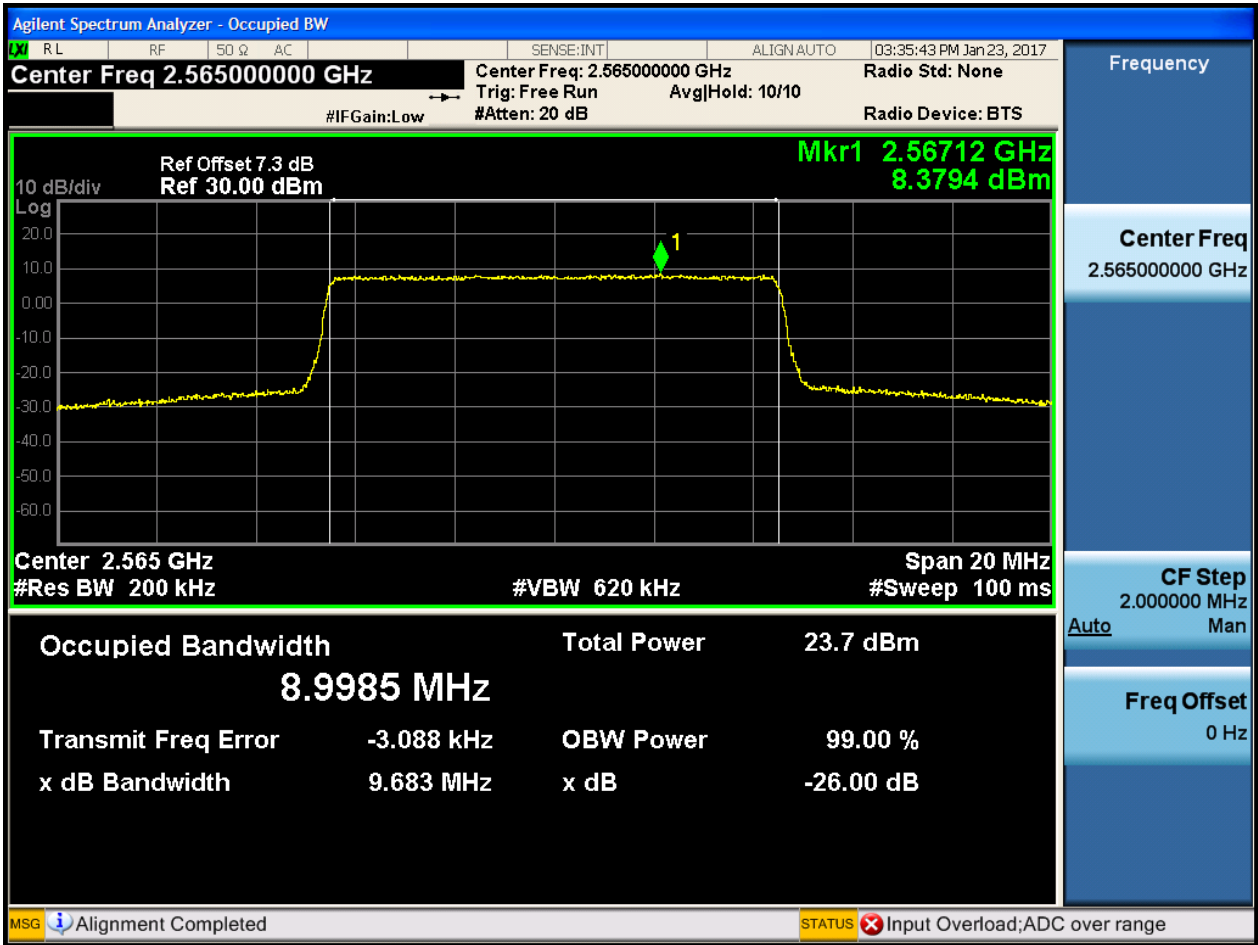
4.1.1.2.2.2.1 Test RB = RB50#0





4.1.1.2.2.3 Test Channel = HCH

4.1.1.2.2.3.1 Test RB = RB50#0

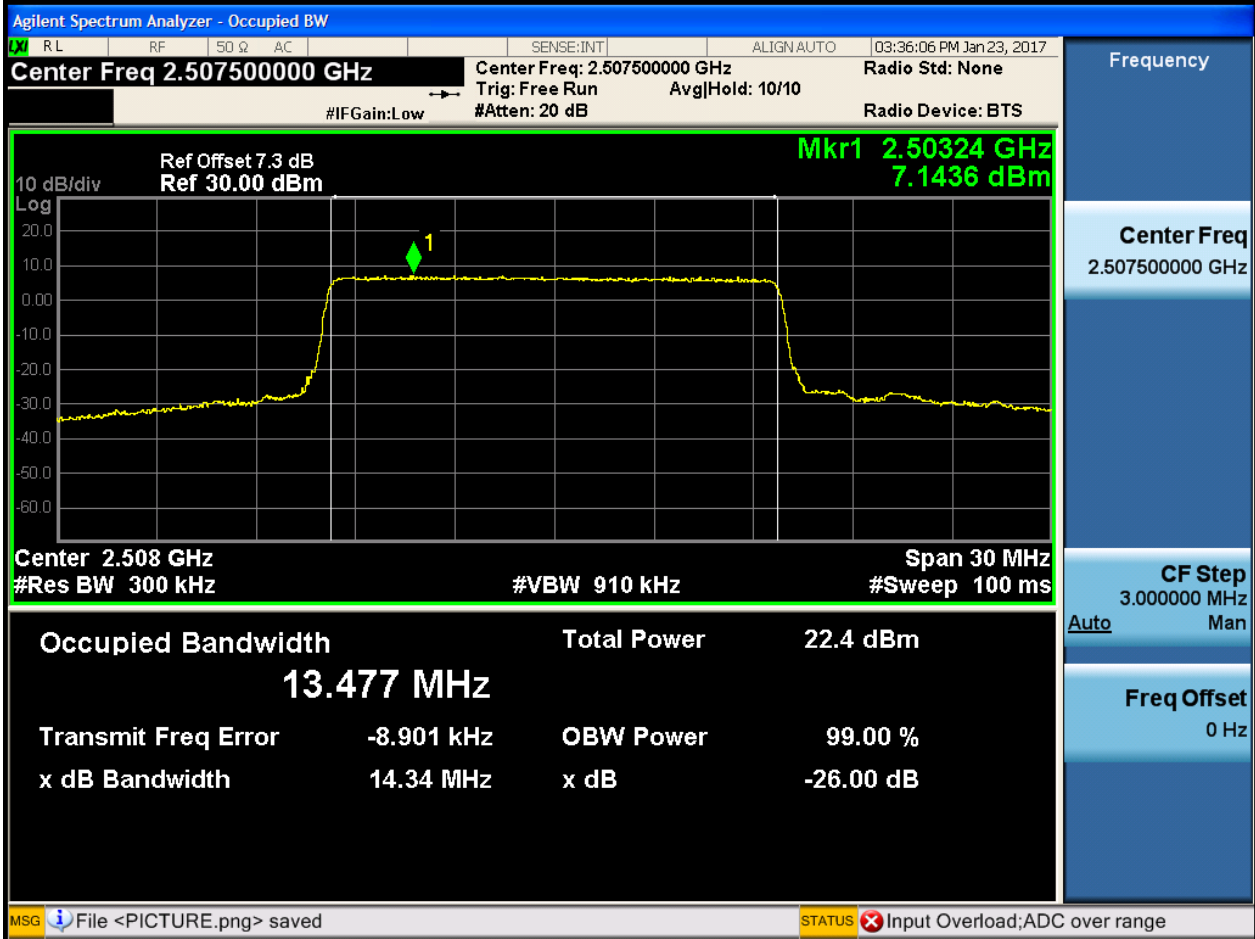




4.1.1.2.3 Test Bandwidth = 15

4.1.1.2.3.1 Test Channel = LCH

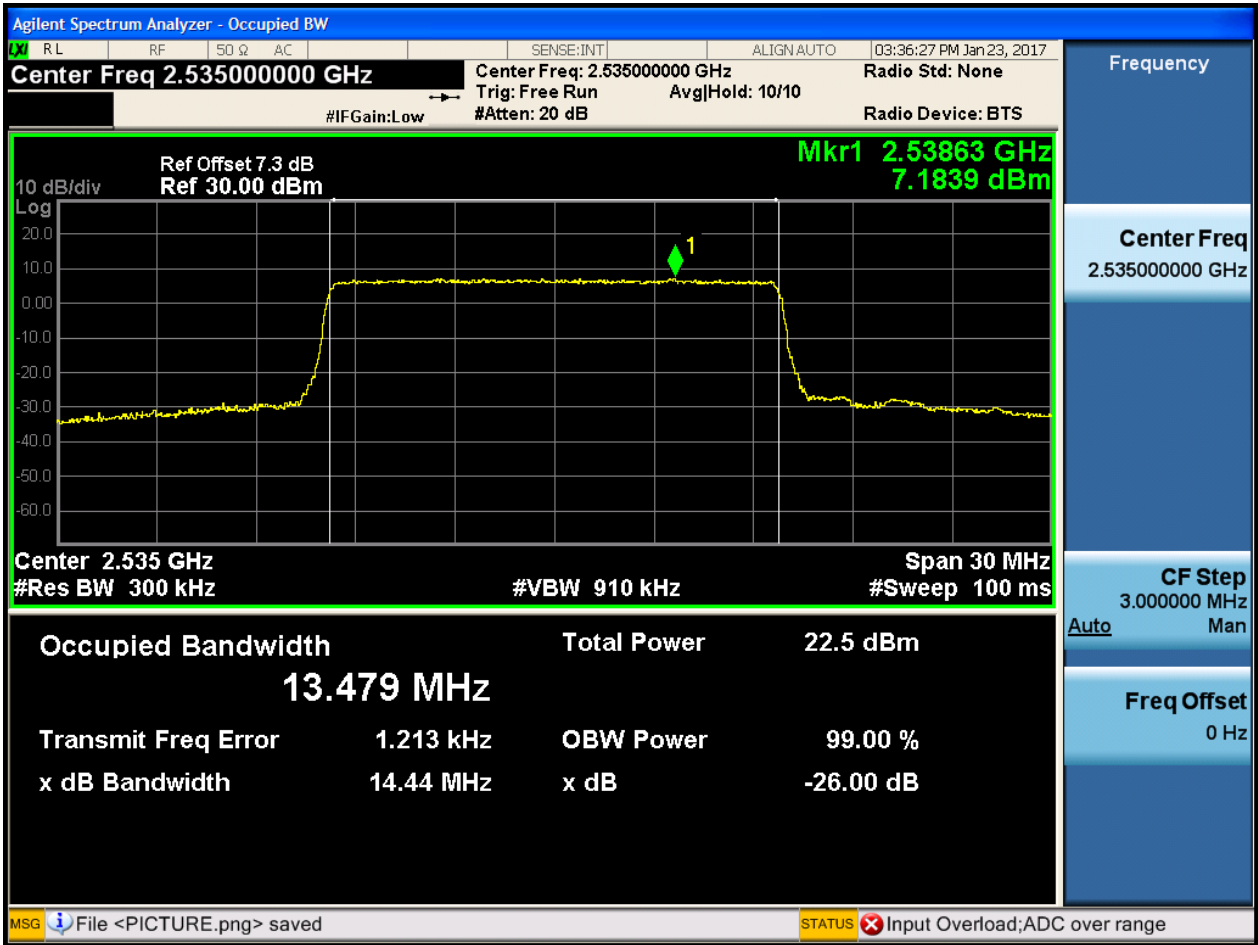
4.1.1.2.3.1.1 Test RB = RB75#0





4.1.1.2.3.2 Test Channel = MCH

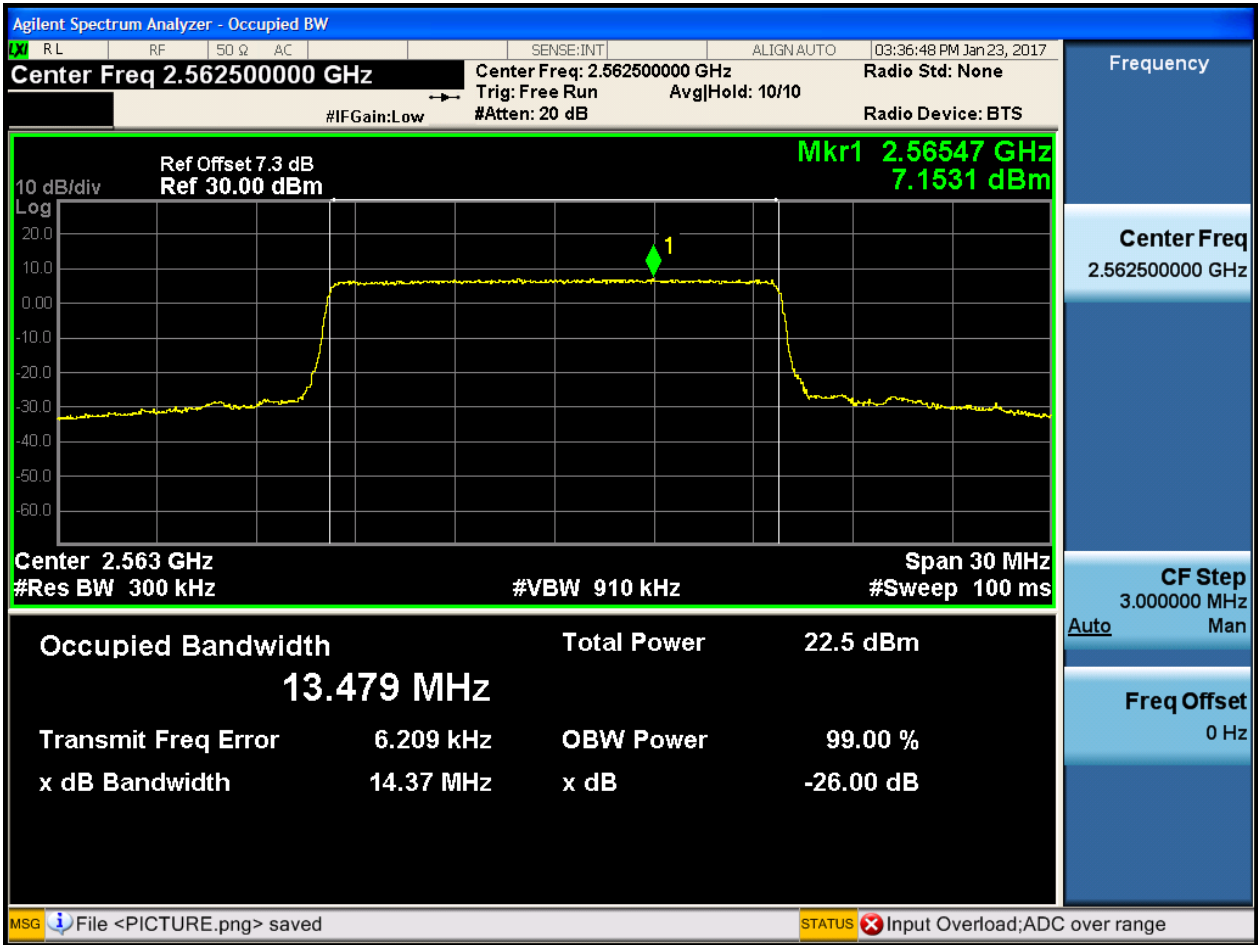
4.1.1.2.3.2.1 Test RB = RB75#0





4.1.1.2.3.3 Test Channel = HCH

4.1.1.2.3.3.1 Test RB = RB75#0

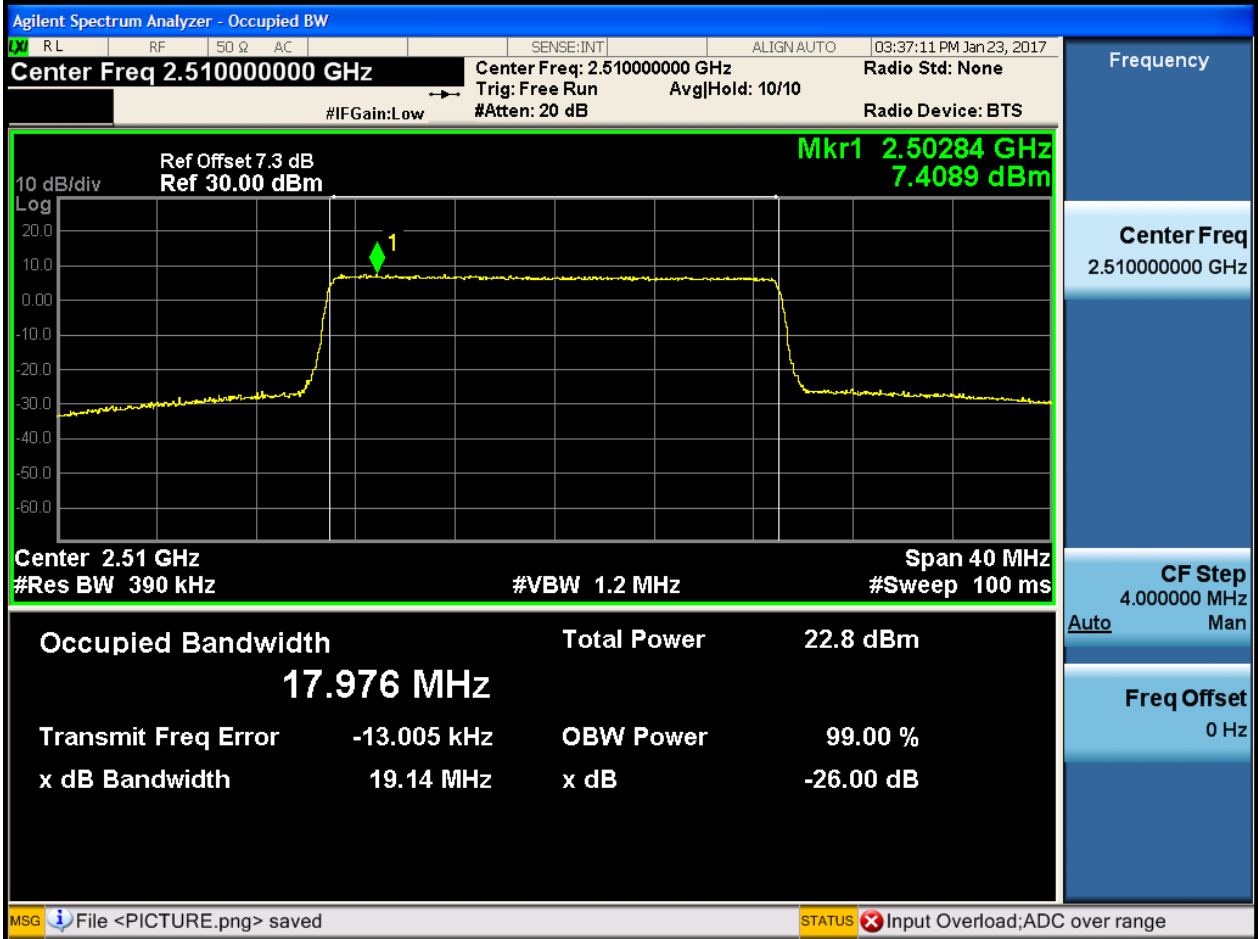




4.1.1.2.4 Test Bandwidth = 20

4.1.1.2.4.1 Test Channel = LCH

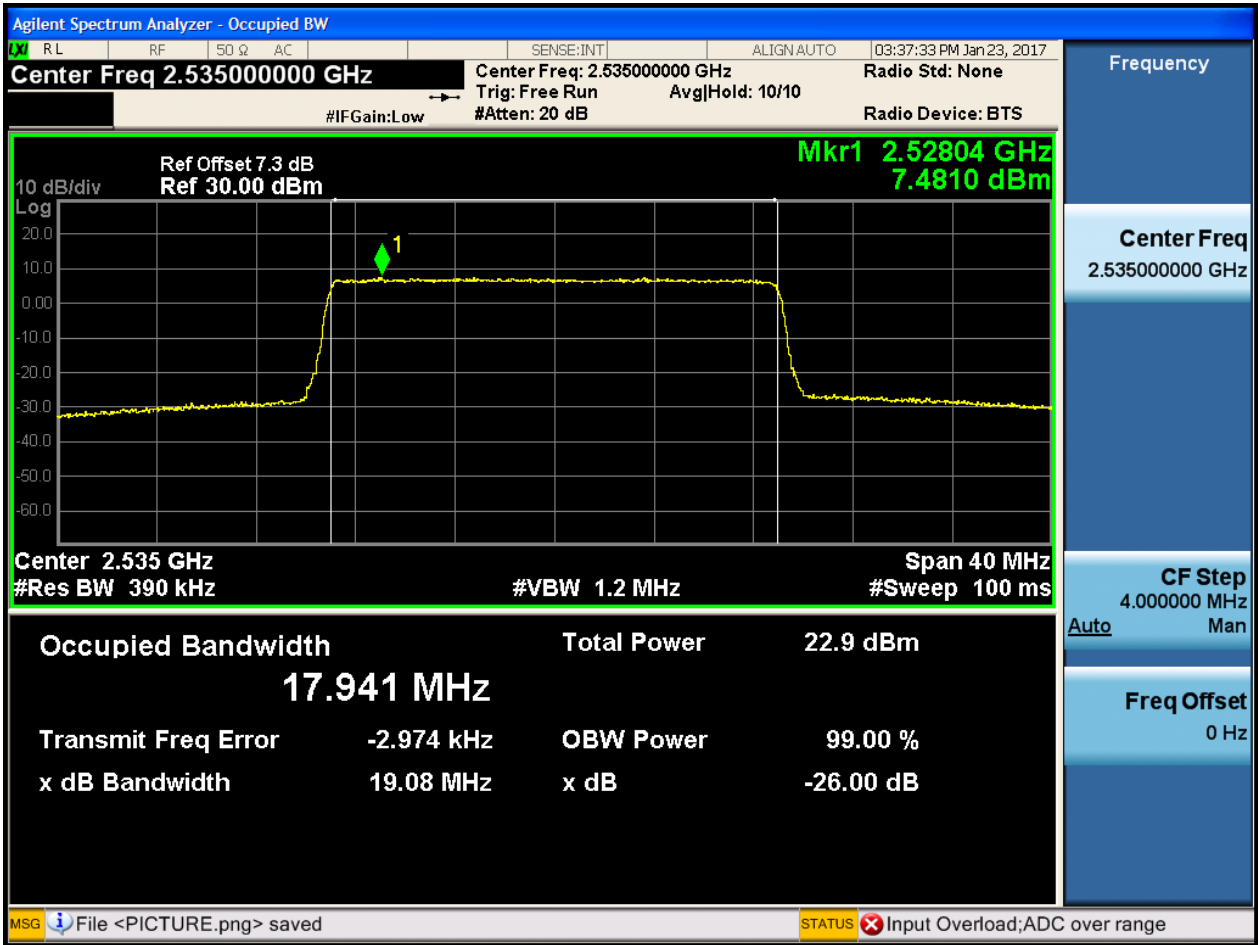
4.1.1.2.4.1.1 Test RB = RB100#0





4.1.1.2.4.2 Test Channel = MCH

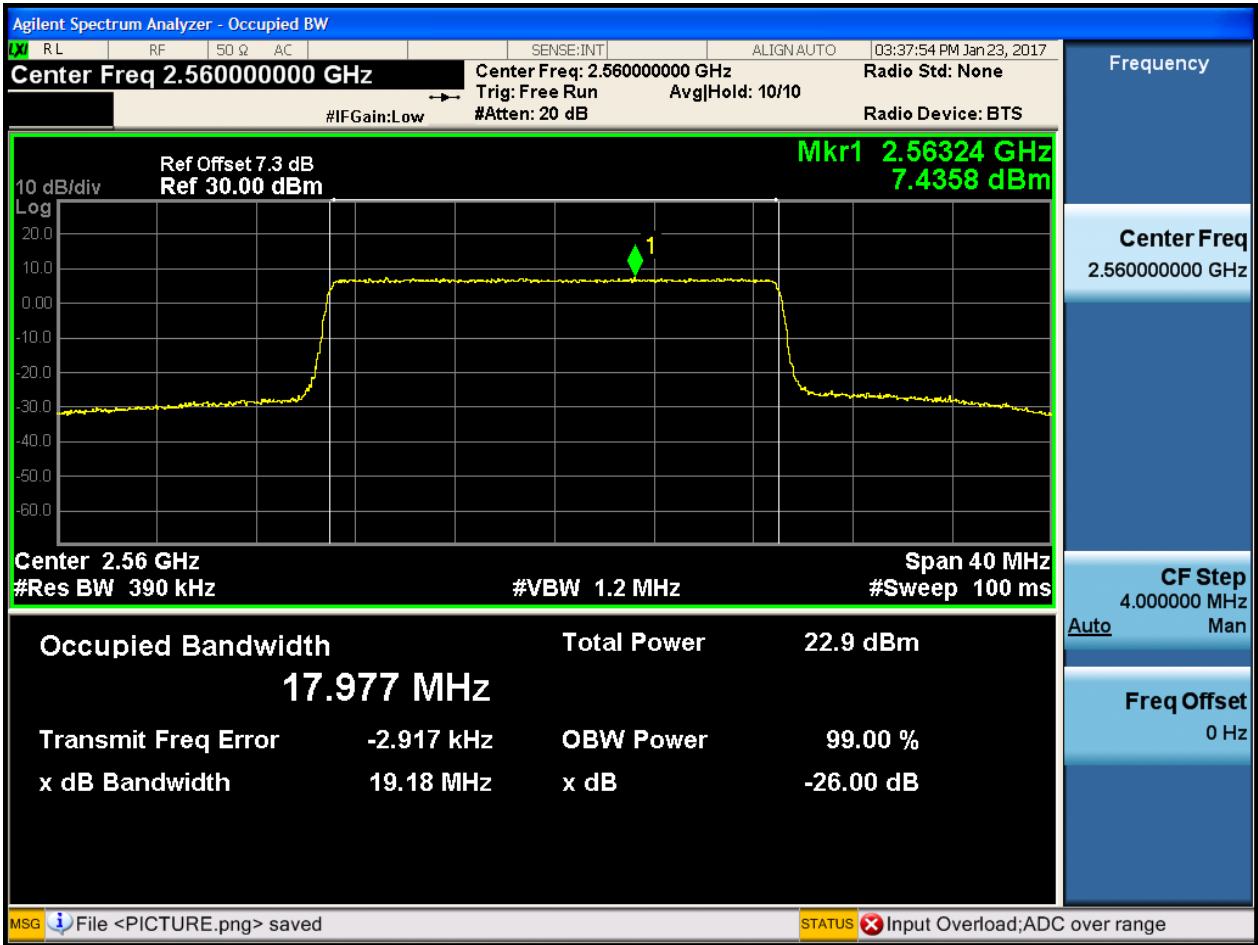
4.1.1.2.4.2.1 Test RB = RB100#0





4.1.1.2.4.3 Test Channel = HCH

4.1.1.2.4.3.1 Test RB = RB100#0





5Appendix_E: Band Edges Compliance

Part I - Test Plots

5.1 For LTE

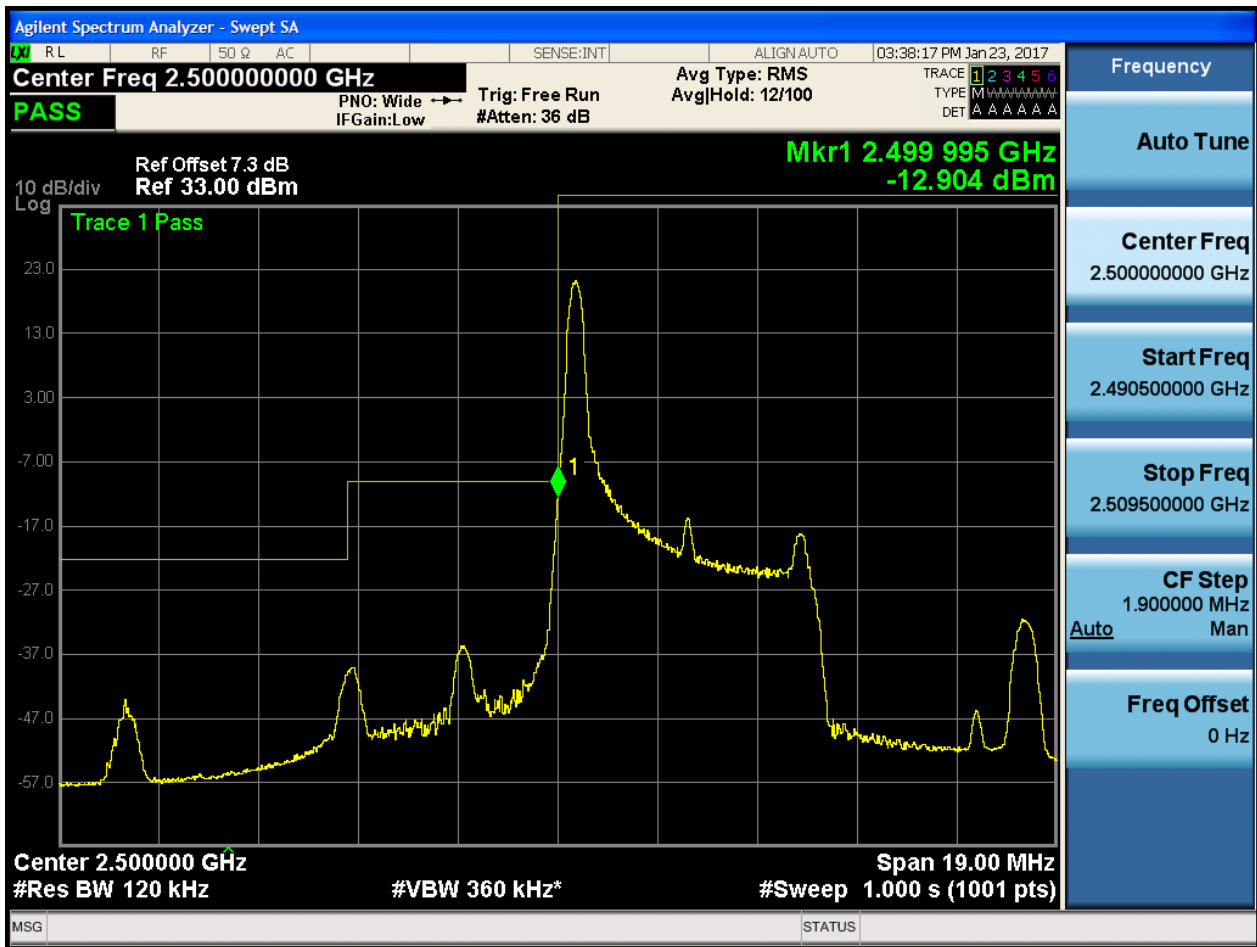
5.1.1 Test Band = BAND7

5.1.1.1 Test Mode = LTE/TM1

5.1.1.1.1 Test Bandwidth = 5

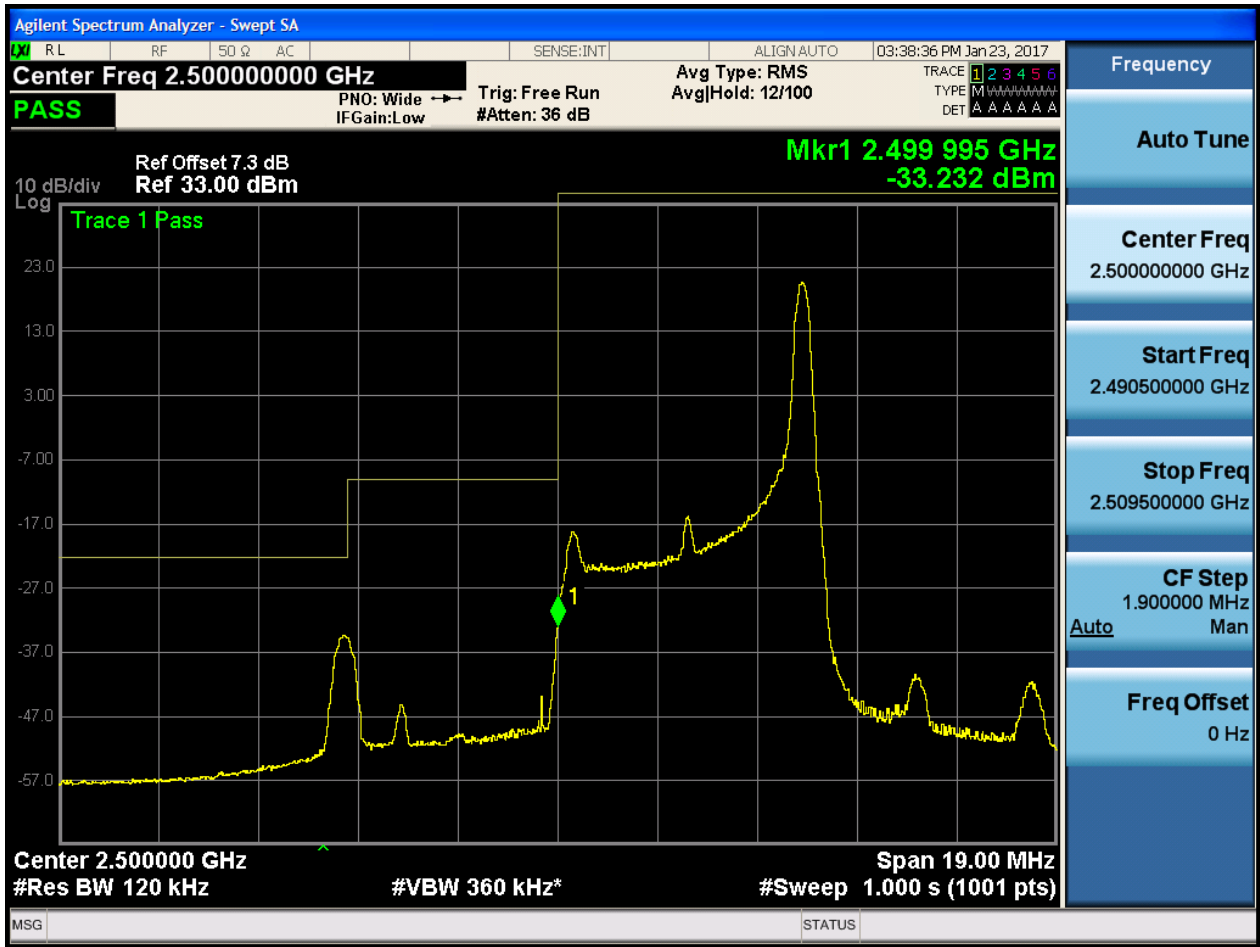
5.1.1.1.1.1 Test Channel = LCH

5.1.1.1.1.1.1 Test RB = RB1#0



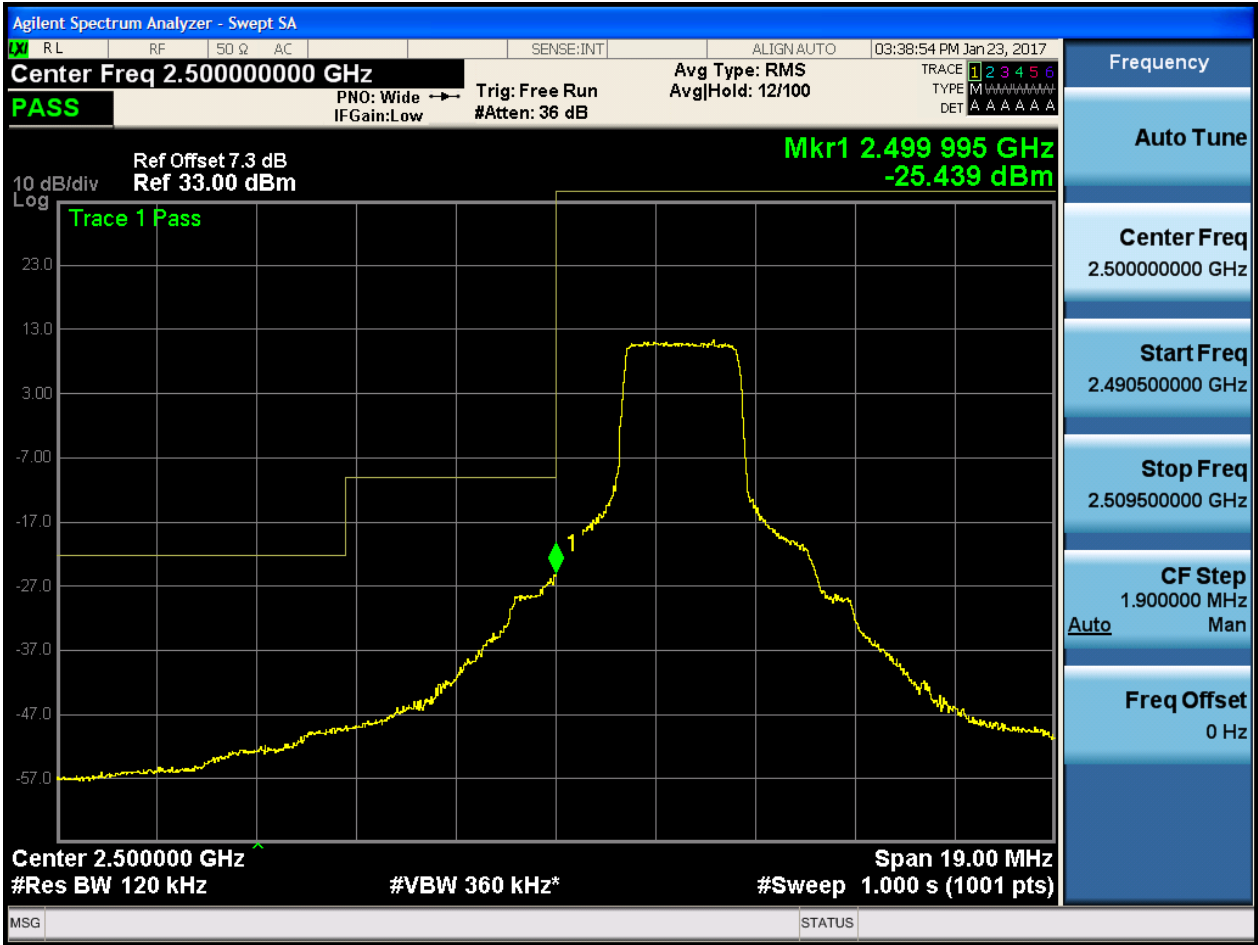


5.1.1.1.1.2 Test RB = RB1#24





5.1.1.1.1.3 Test RB = RB12#6





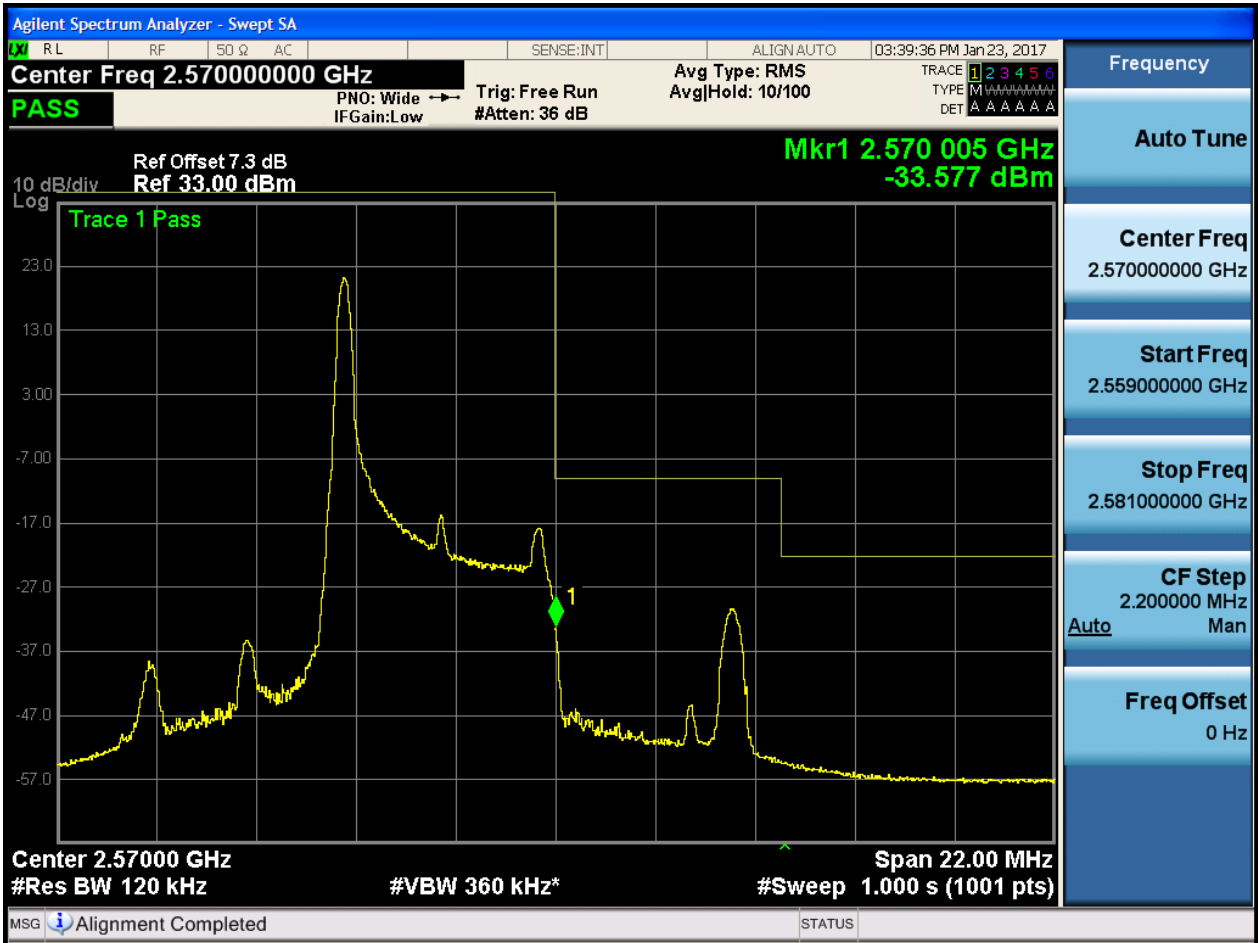
5.1.1.1.1.4 Test RB = RB25#0





5.1.1.1.1.2 Test Channel = HCH

5.1.1.1.1.2.1 Test RB = RB1#0



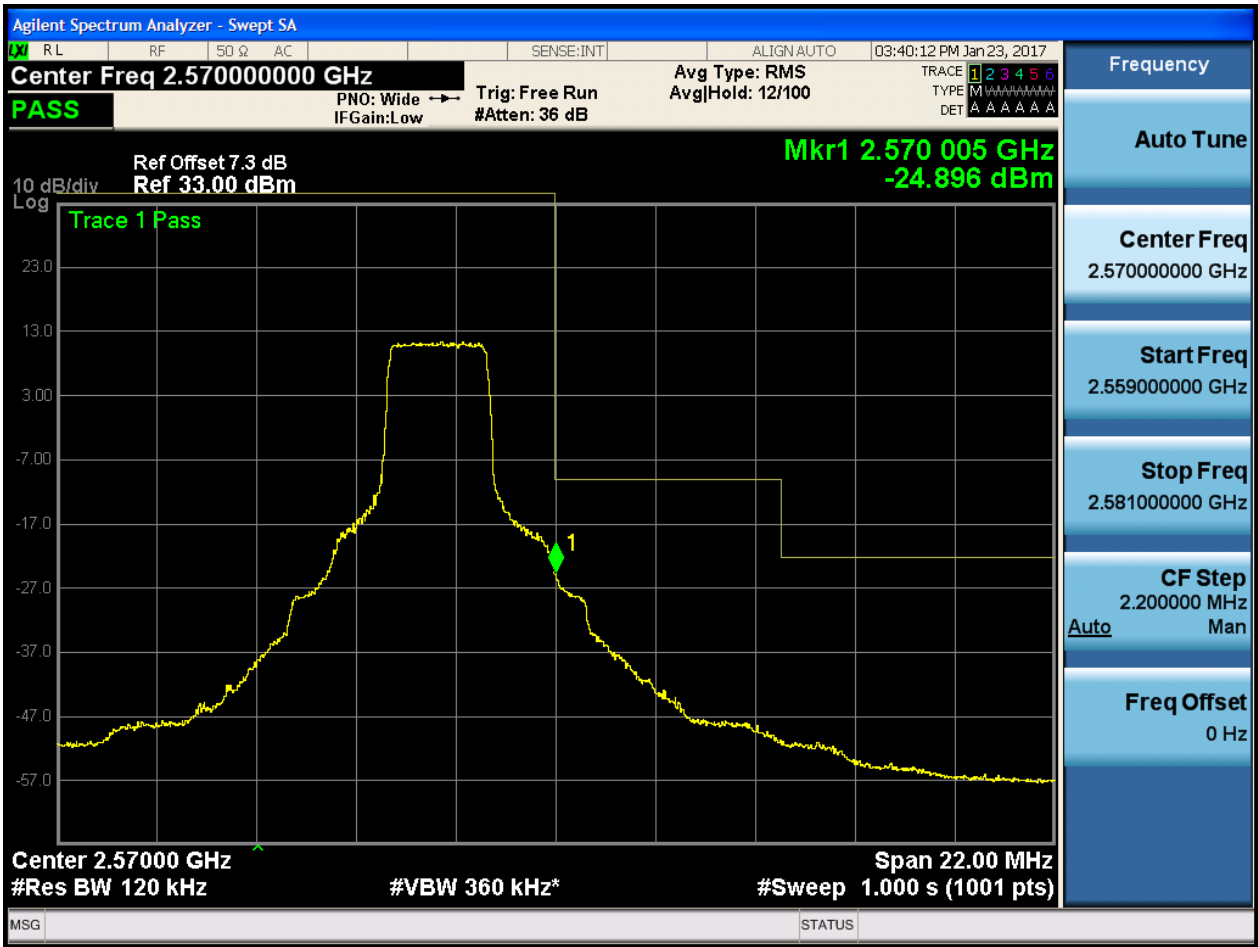


5.1.1.1.1.2.2 Test RB = RB1#24





5.1.1.1.1.2.3 Test RB = RB12#6





5.1.1.1.2.4 Test RB = RB25#0

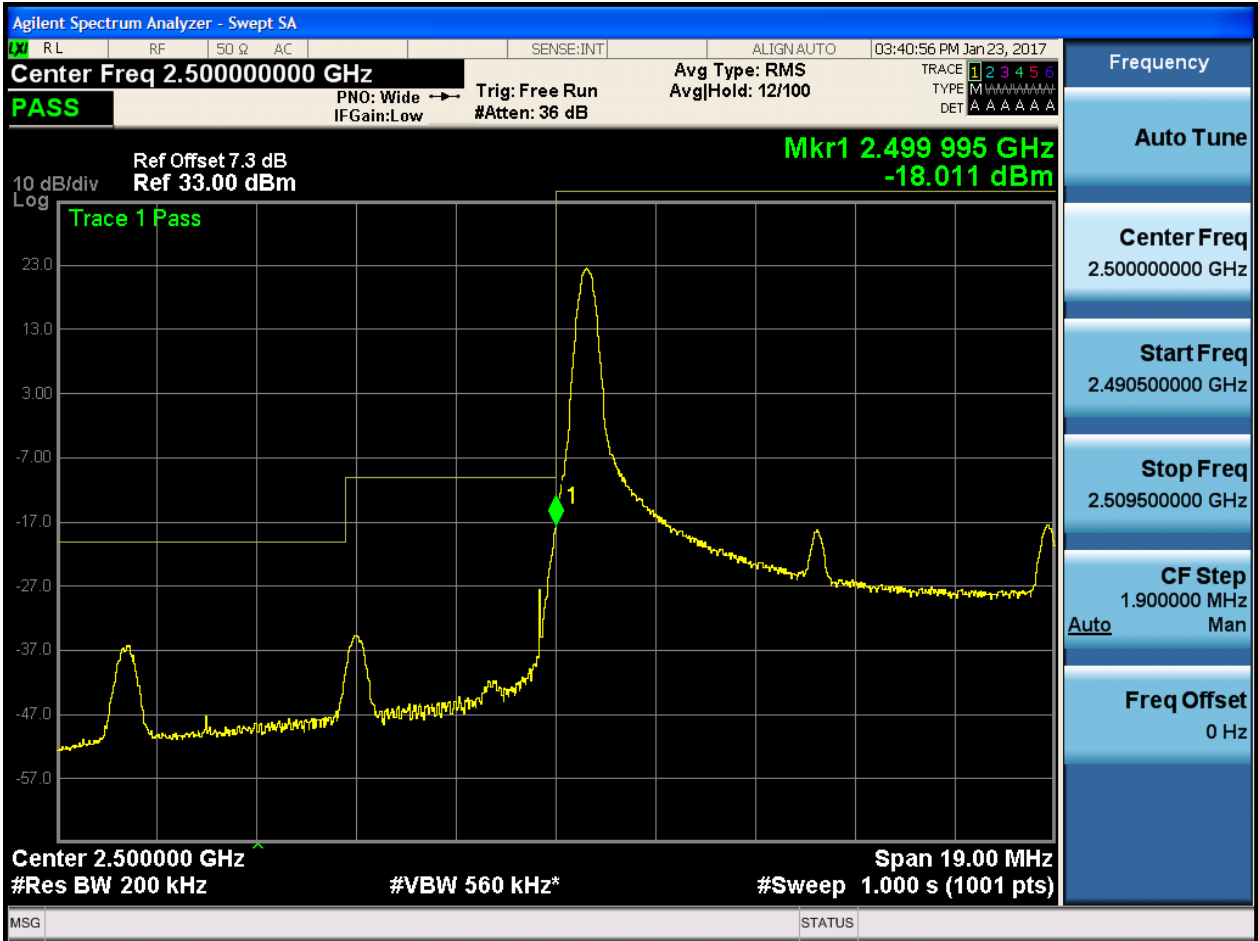




5.1.1.1.2 Test Bandwidth = 10

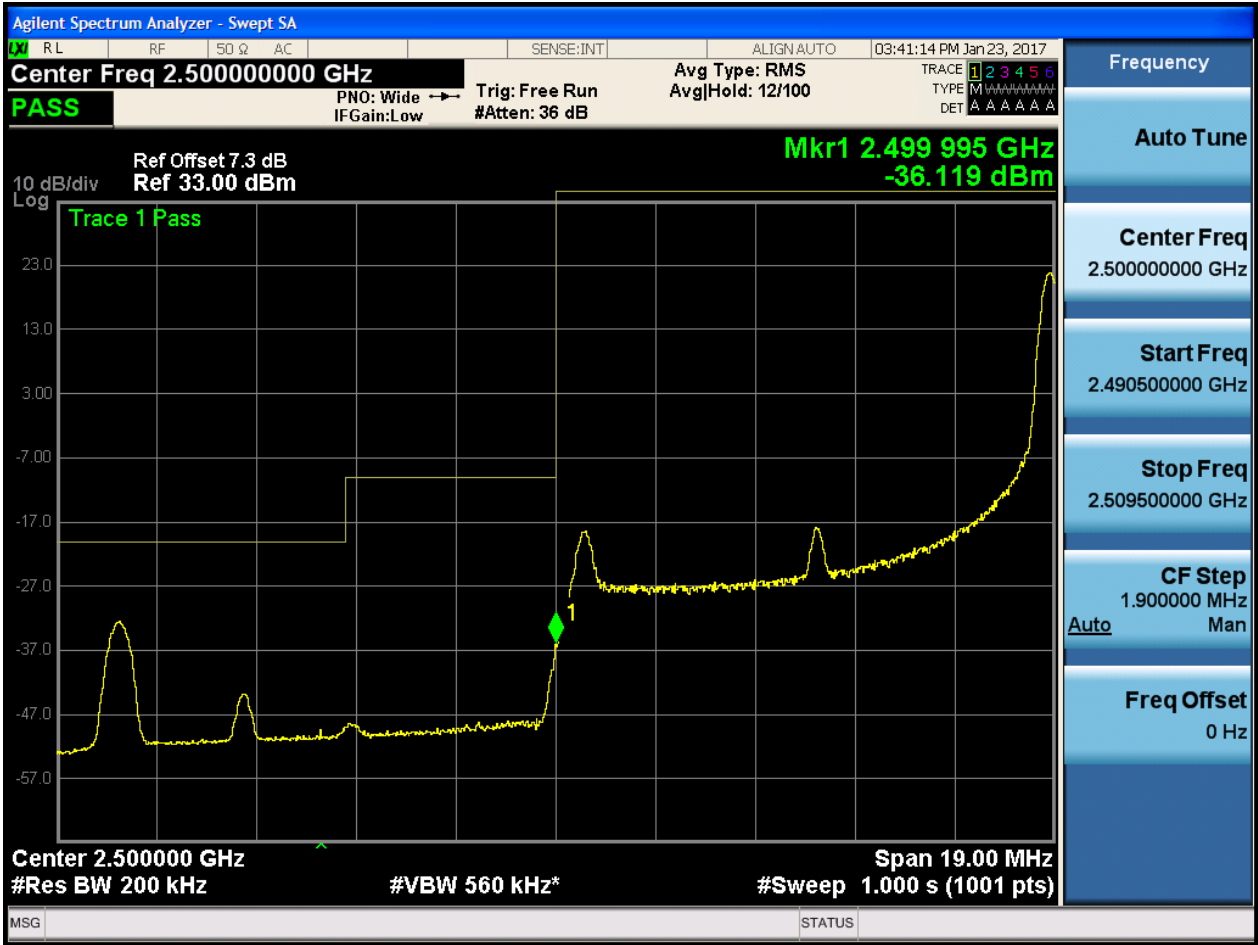
5.1.1.1.2.1 Test Channel = LCH

5.1.1.1.2.1.1 Test RB = RB1#0





5.1.1.1.2.1.2 Test RB = RB1#49





5.1.1.1.2.1.3 Test RB = RB25#13





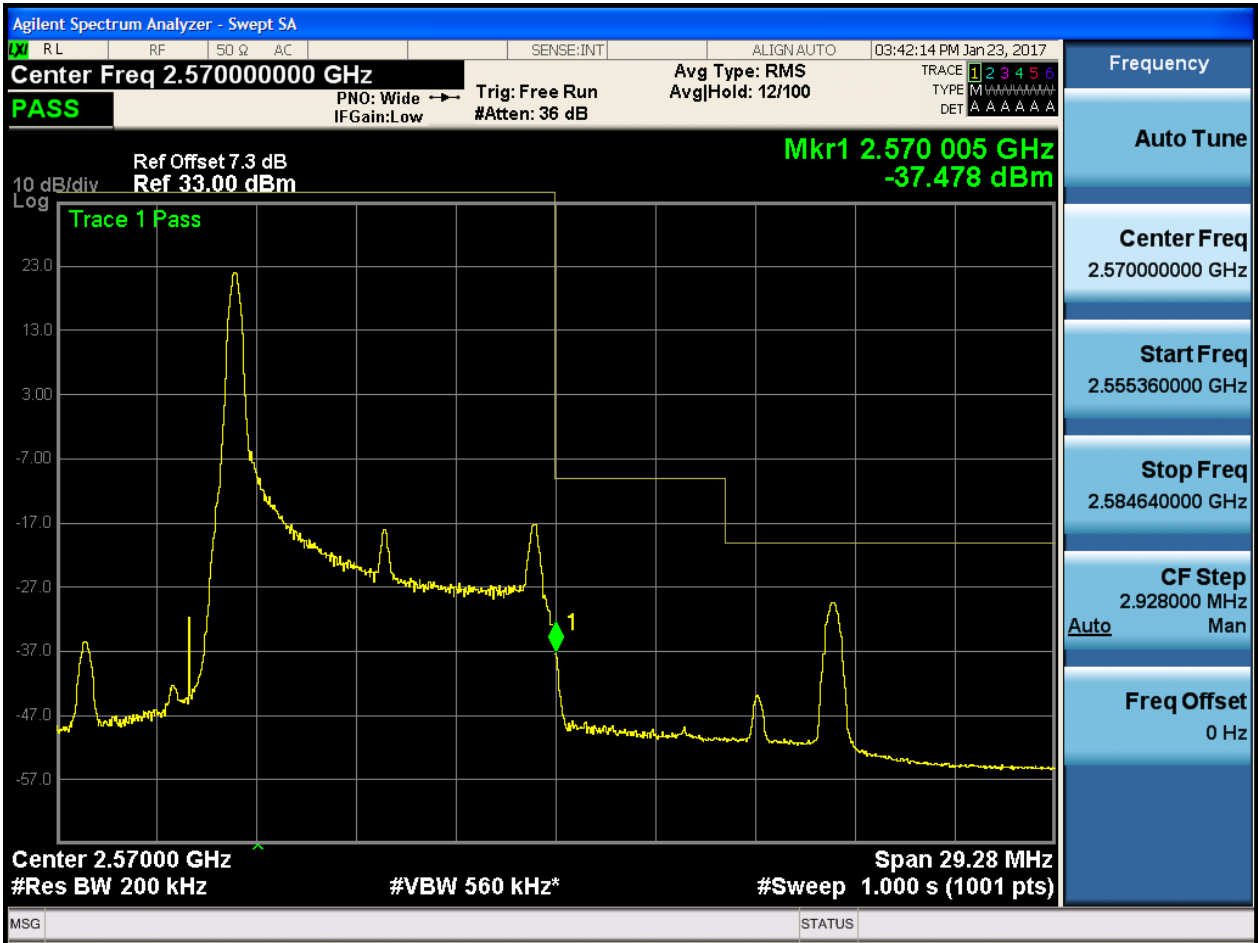
5.1.1.1.2.1.4 Test RB = RB50#0





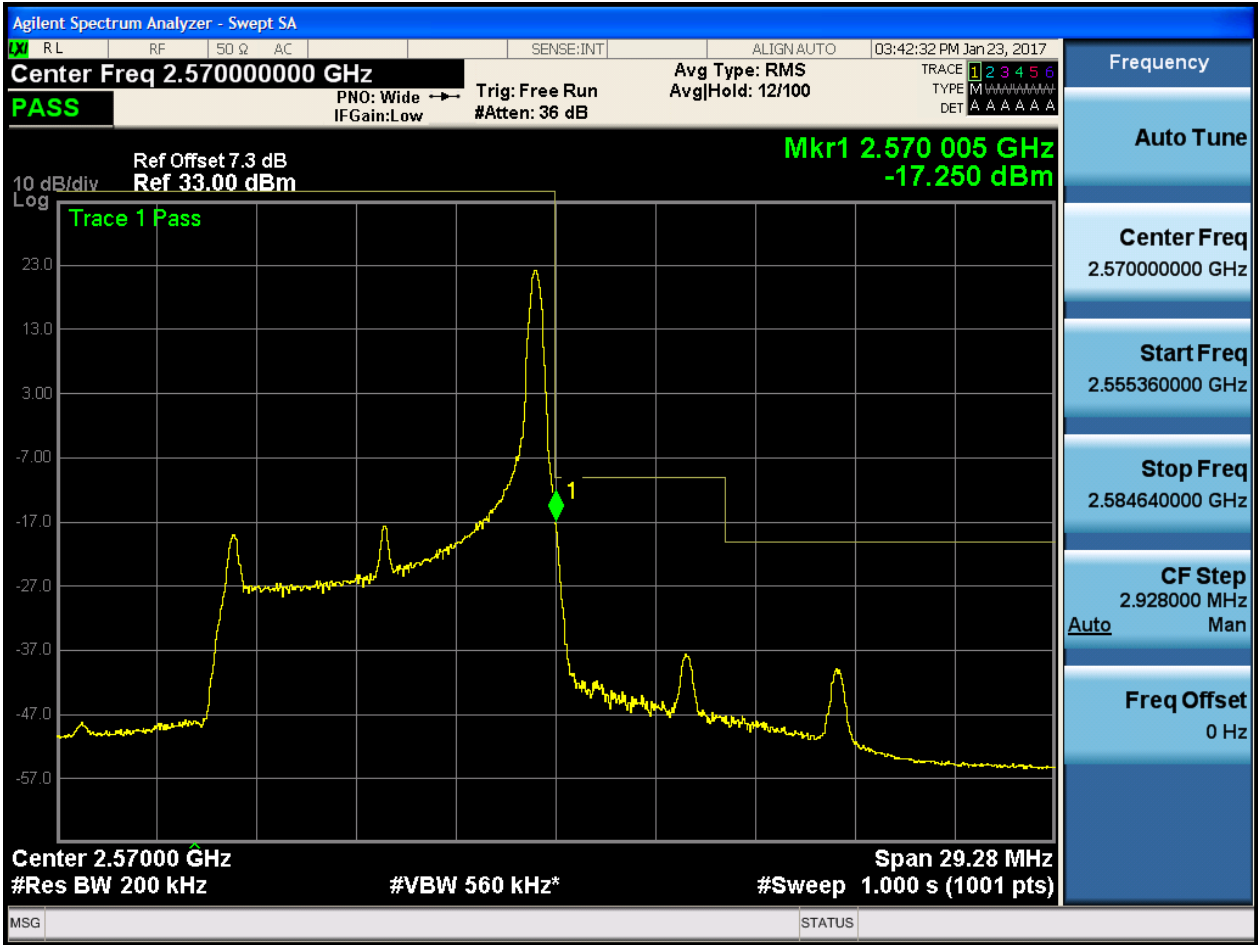
5.1.1.1.2.2 Test Channel = HCH

5.1.1.1.2.2.1 Test RB = RB1#0





5.1.1.1.2.2.2 Test RB = RB1#49





5.1.1.1.2.2.3 Test RB = RB25#13





5.1.1.1.2.2.4 Test RB = RB50#0

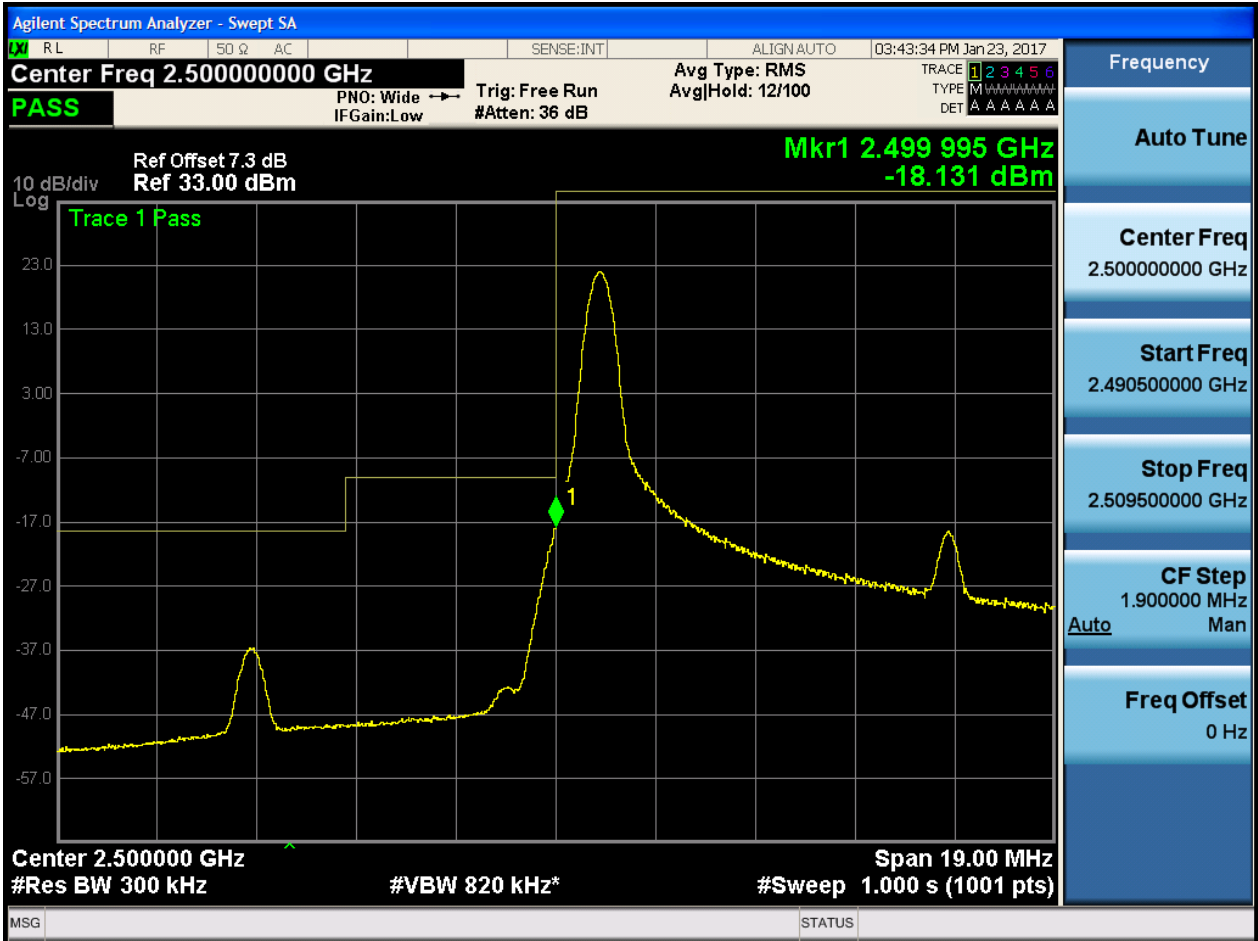




5.1.1.1.3 Test Bandwidth = 15

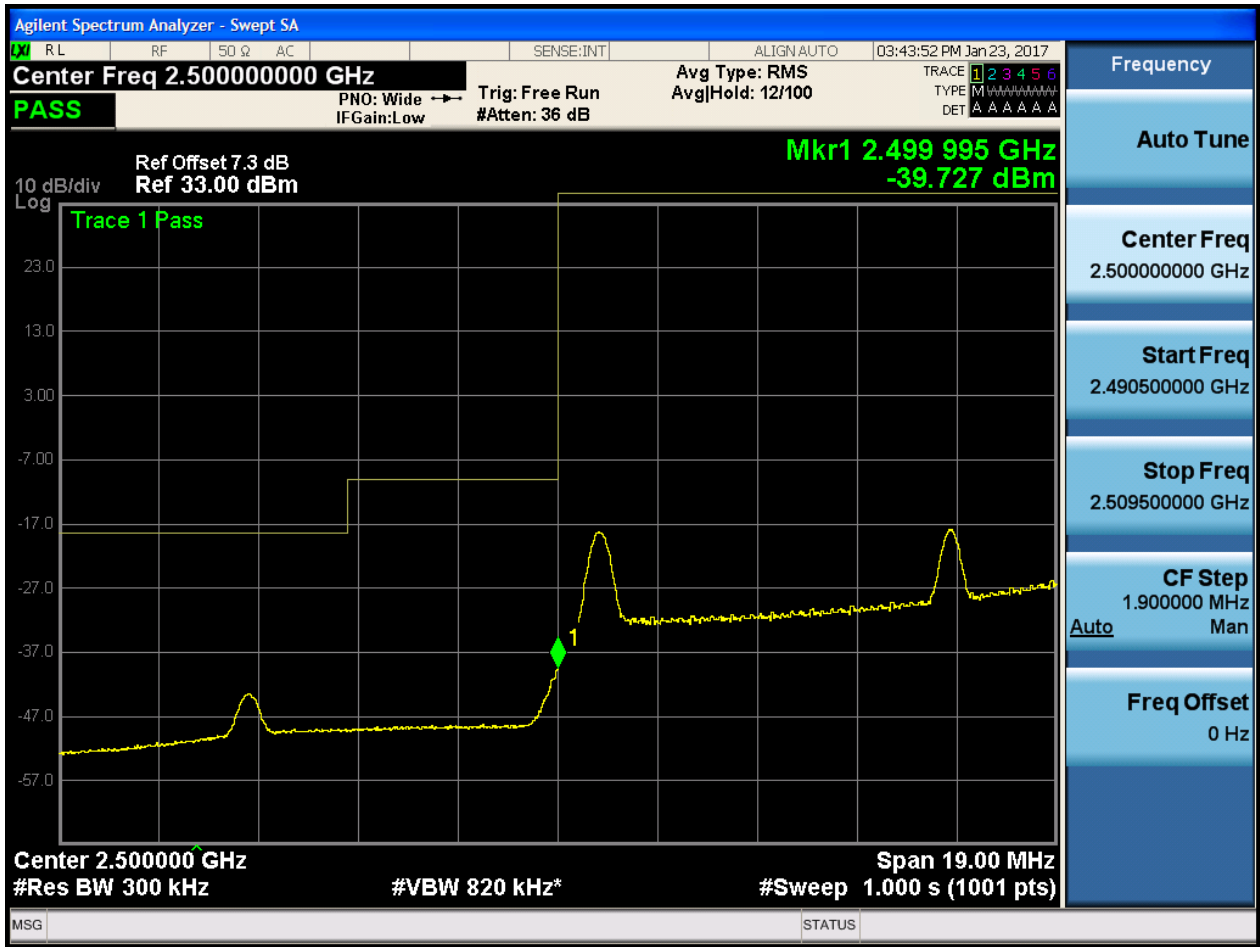
5.1.1.1.3.1 Test Channel = LCH

5.1.1.1.3.1.1 Test RB = RB1#0





5.1.1.1.3.1.2 Test RB = RB1#74





5.1.1.1.3.1.3 Test RB = RB36#18





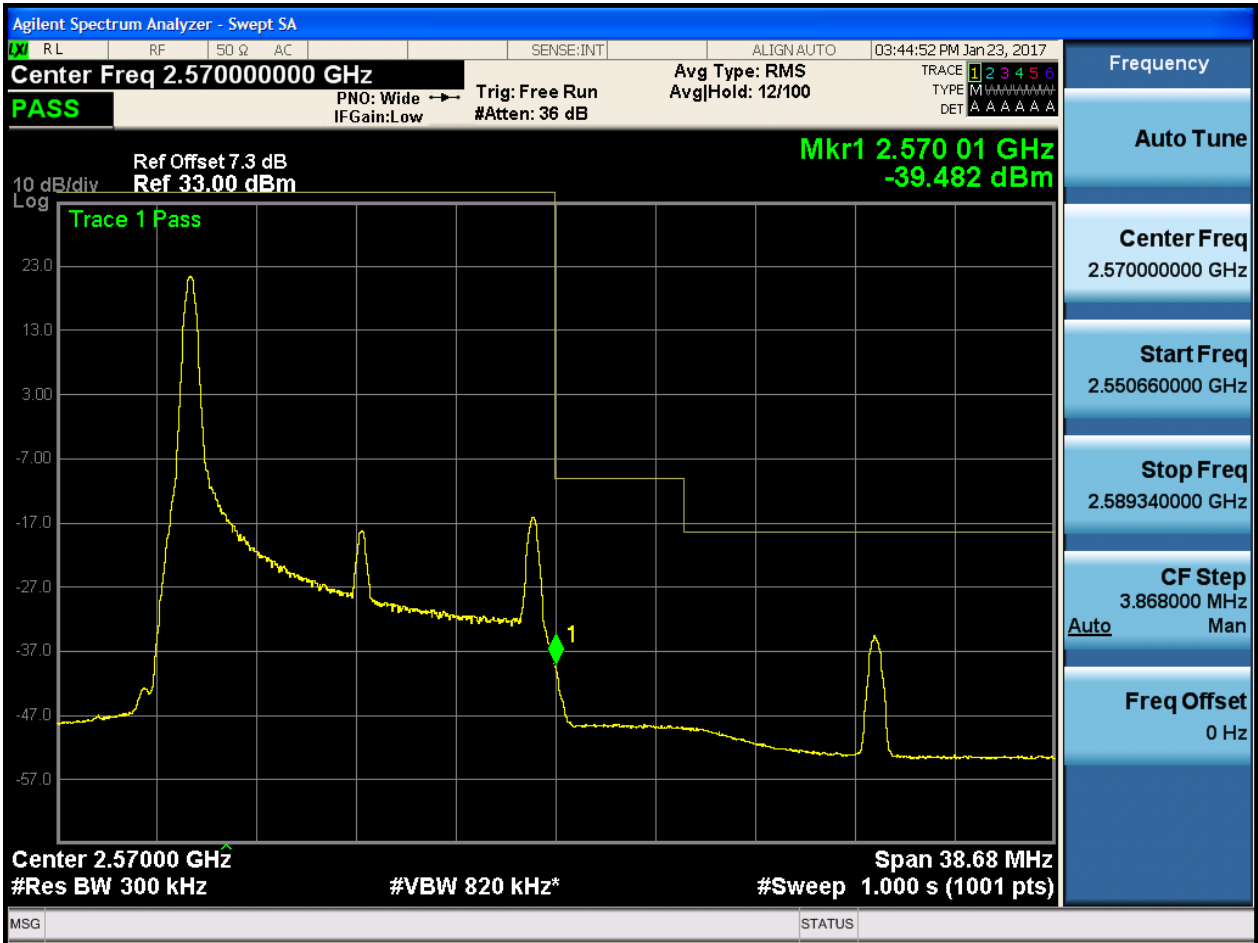
5.1.1.1.3.1.4 Test RB = RB75#0





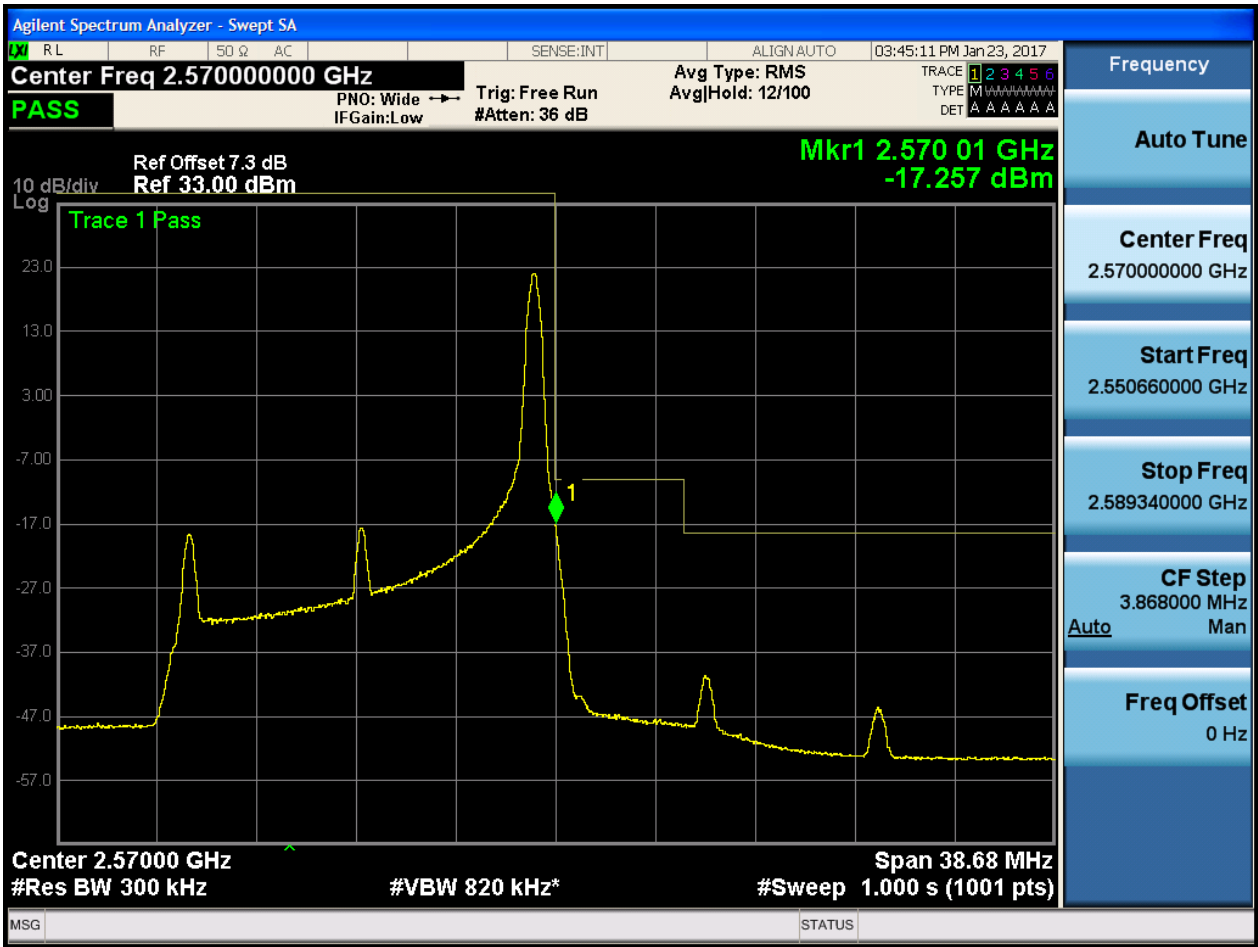
5.1.1.1.3.2 Test Channel = HCH

5.1.1.1.3.2.1 Test RB = RB1#0





5.1.1.1.3.2.2 Test RB = RB1#74





5.1.1.1.3.2.3 Test RB = RB36#18





5.1.1.1.3.2.4 Test RB = RB75#0

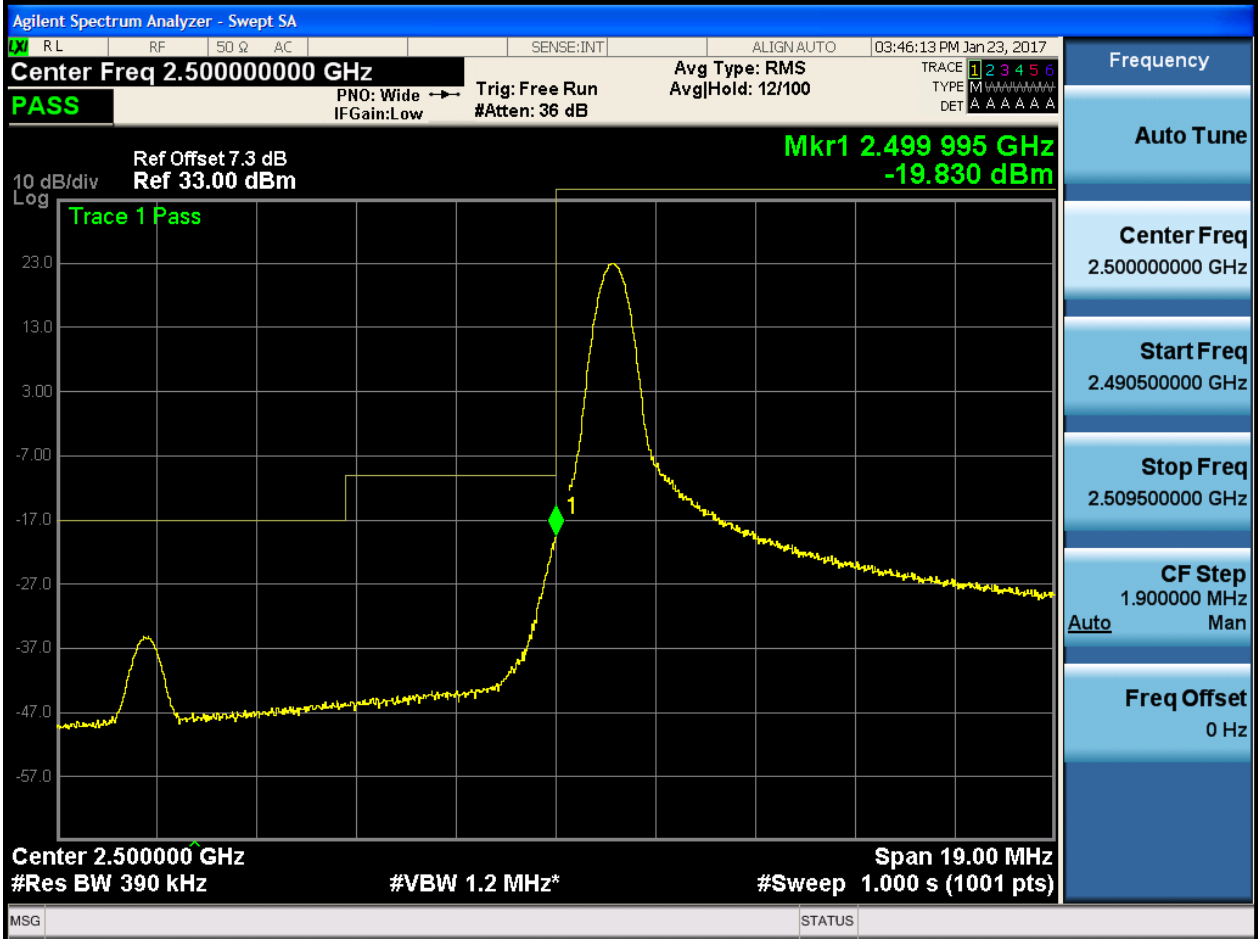




5.1.1.1.4 Test Bandwidth = 20

5.1.1.1.4.1 Test Channel = LCH

5.1.1.1.4.1.1 Test RB = RB1#0



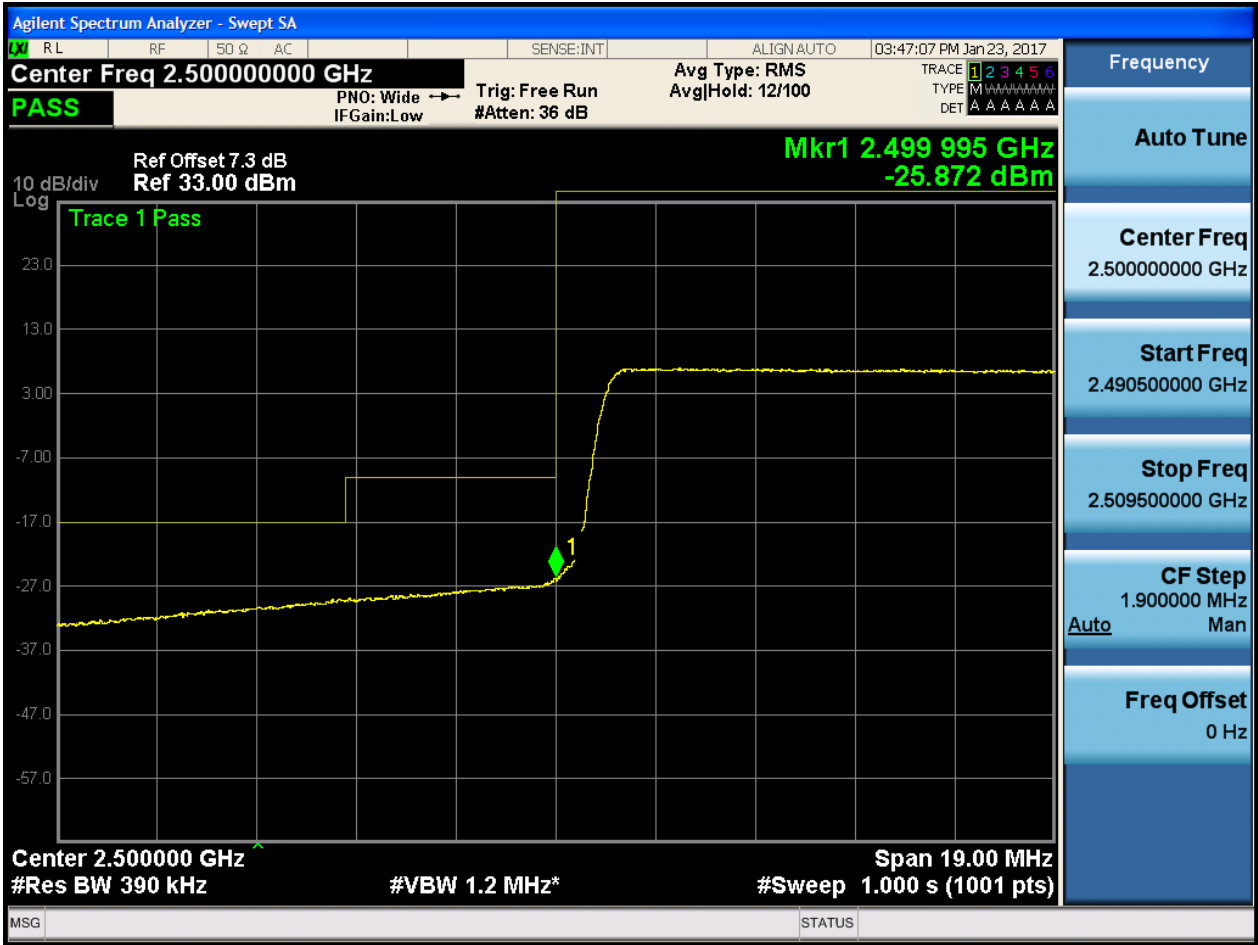


5.1.1.1.4.1.3 Test RB = RB50#25





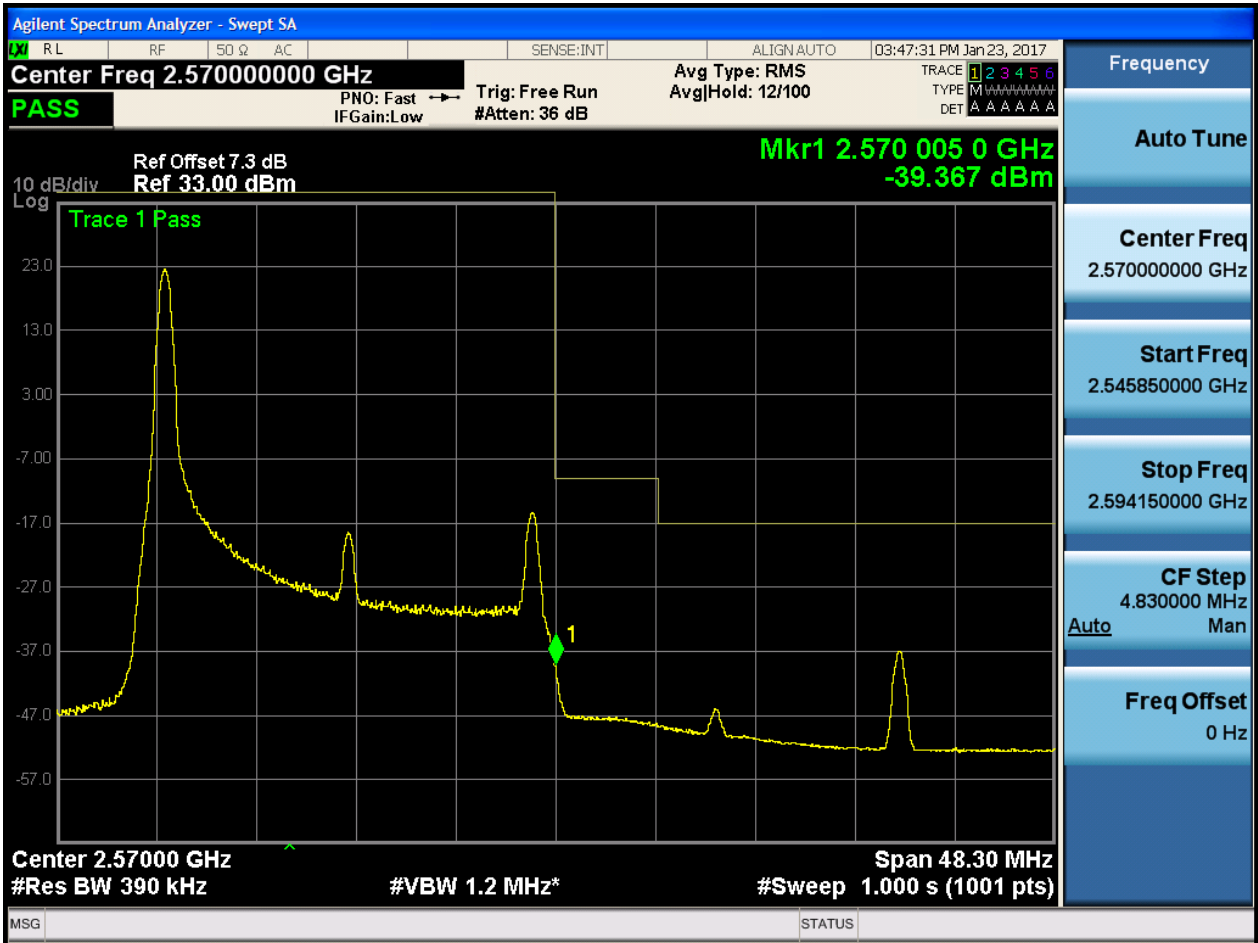
5.1.1.1.4.1.4 Test RB = RB100#0





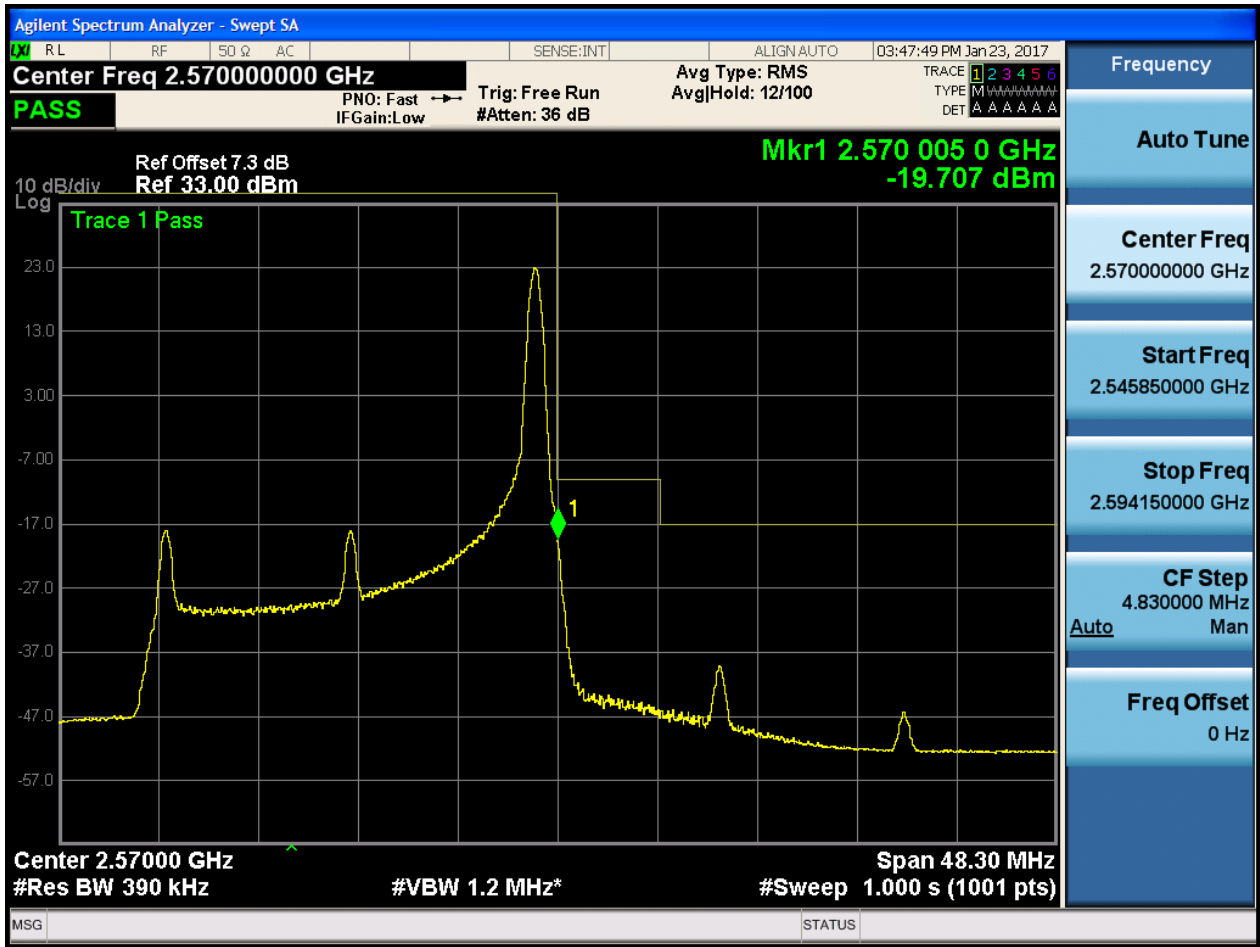
5.1.1.1.4.2 Test Channel = HCH

5.1.1.1.4.2.1 Test RB = RB1#0



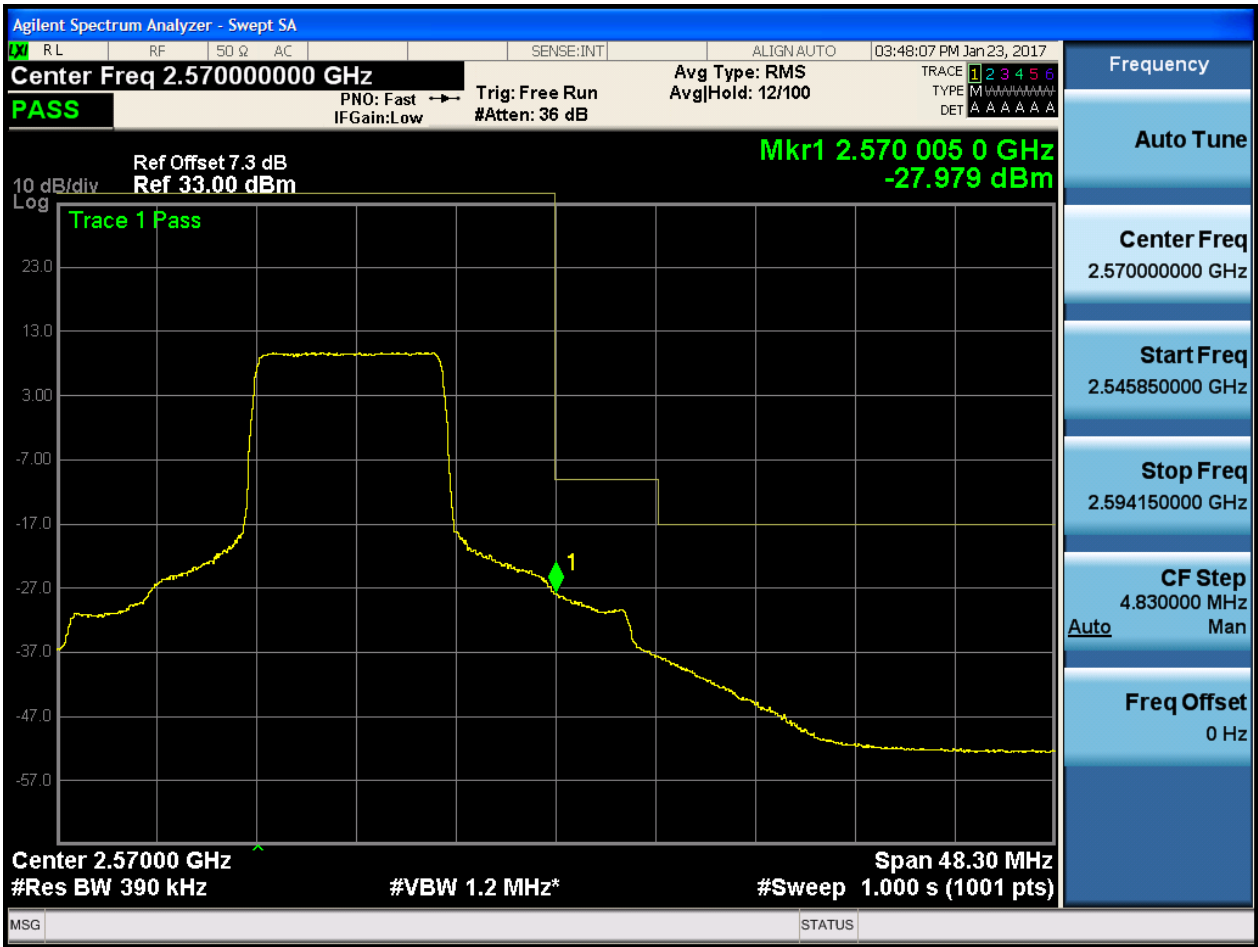


5.1.1.1.4.2.2 Test RB = RB1#99





5.1.1.1.4.2.3 Test RB = RB50#25





5.1.1.1.4.2.4 Test RB = RB100#0





5.1.1.2 Test Mode = LTE/TM2

5.1.1.2.1 Test Bandwidth = 5

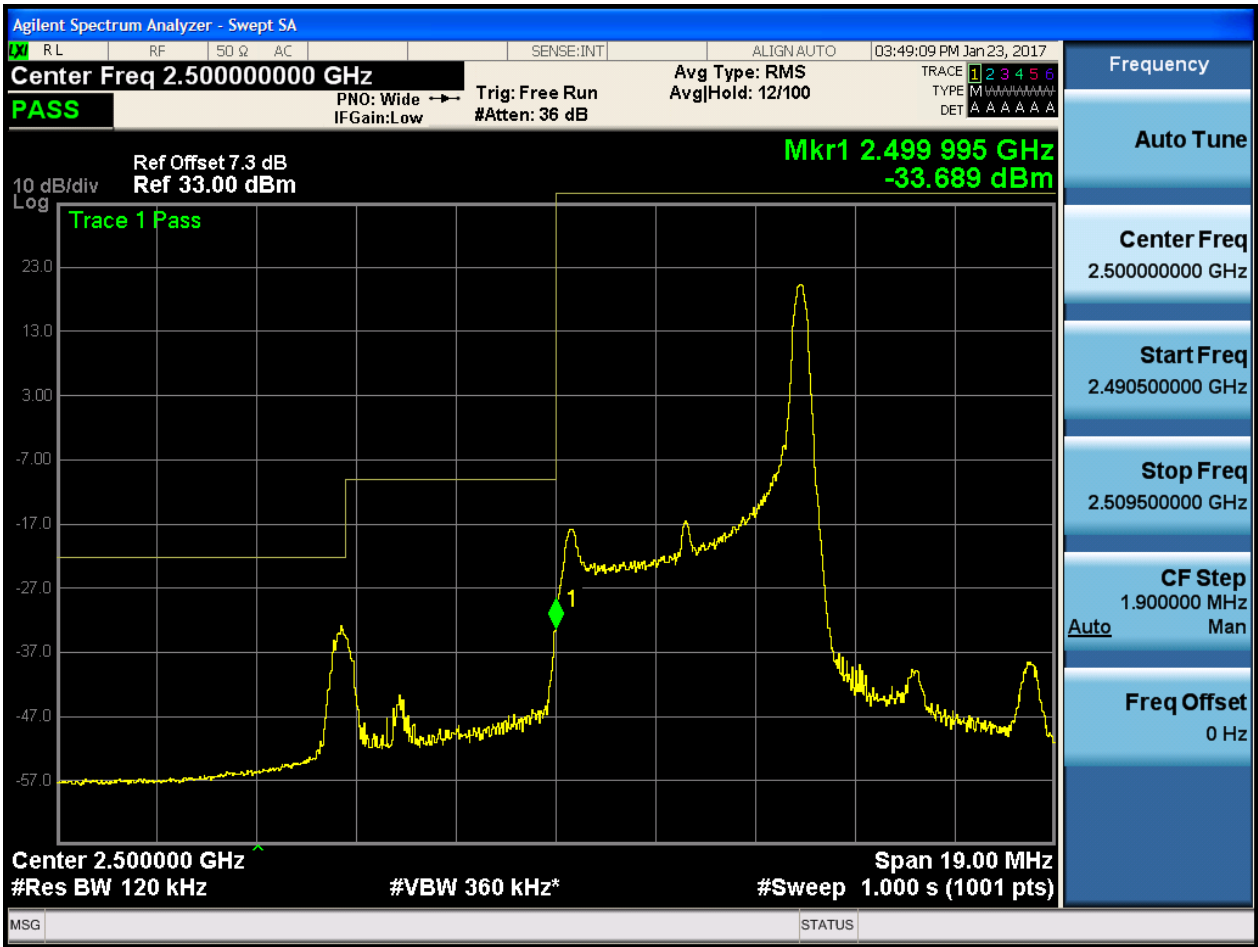
5.1.1.2.1.1 Test Channel = LCH

5.1.1.2.1.1.1 Test RB = RB1#0



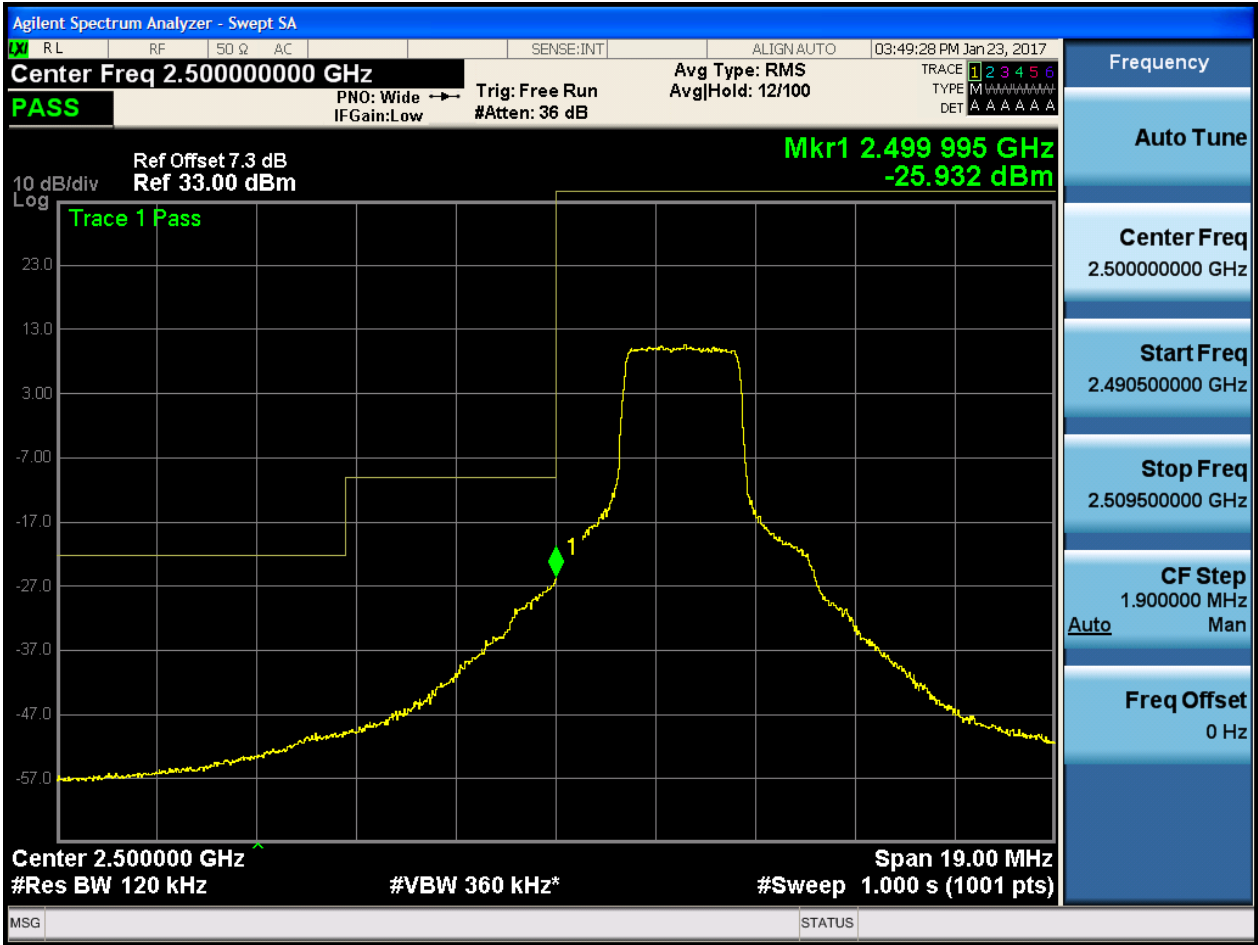


5.1.1.2.1.1.2 Test RB = RB1#24





5.1.1.2.1.1.3 Test RB = RB12#6





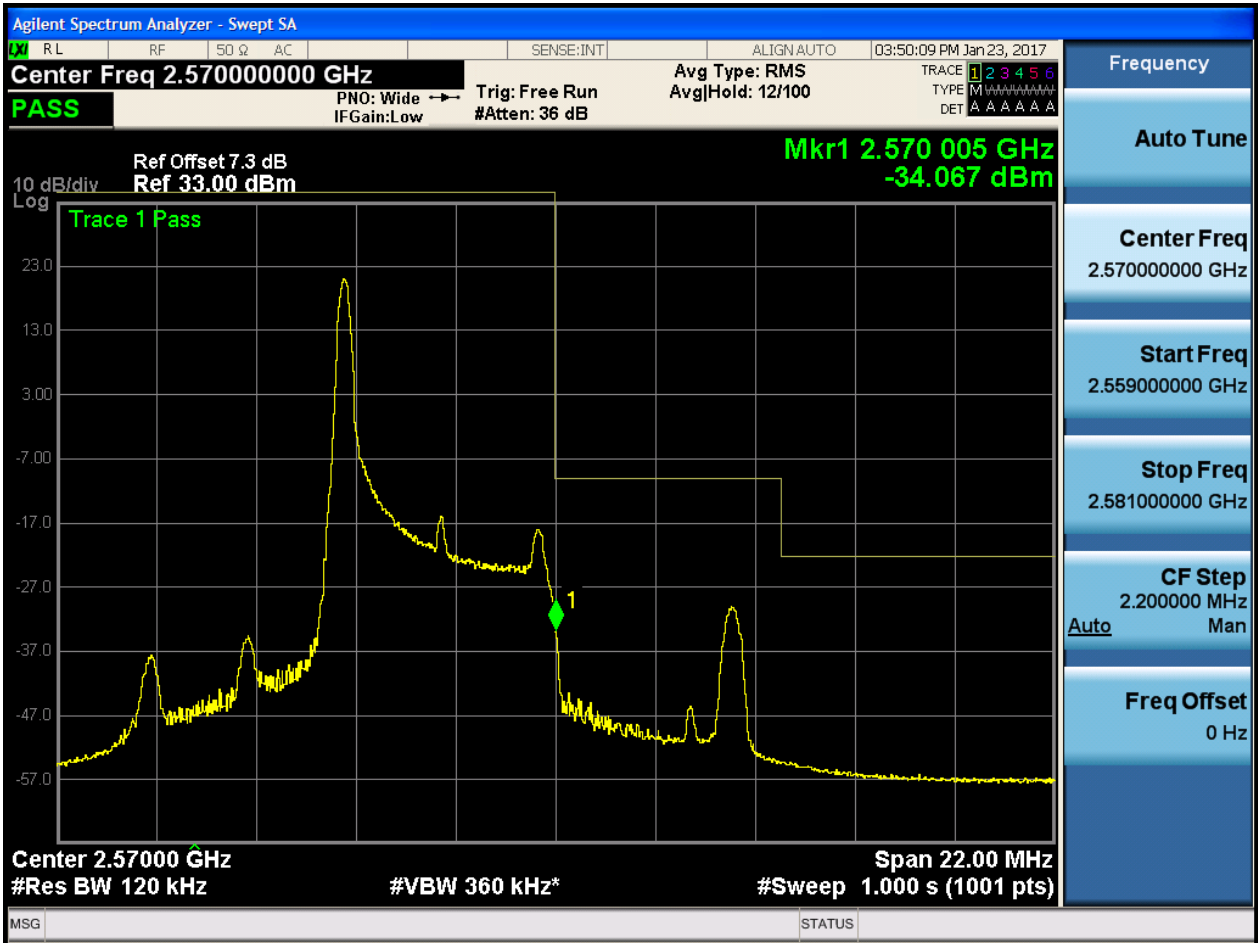
5.1.1.2.1.1.4 Test RB = RB25#0





5.1.1.2.1.2 Test Channel = HCH

5.1.1.2.1.2.1 Test RB = RB1#0



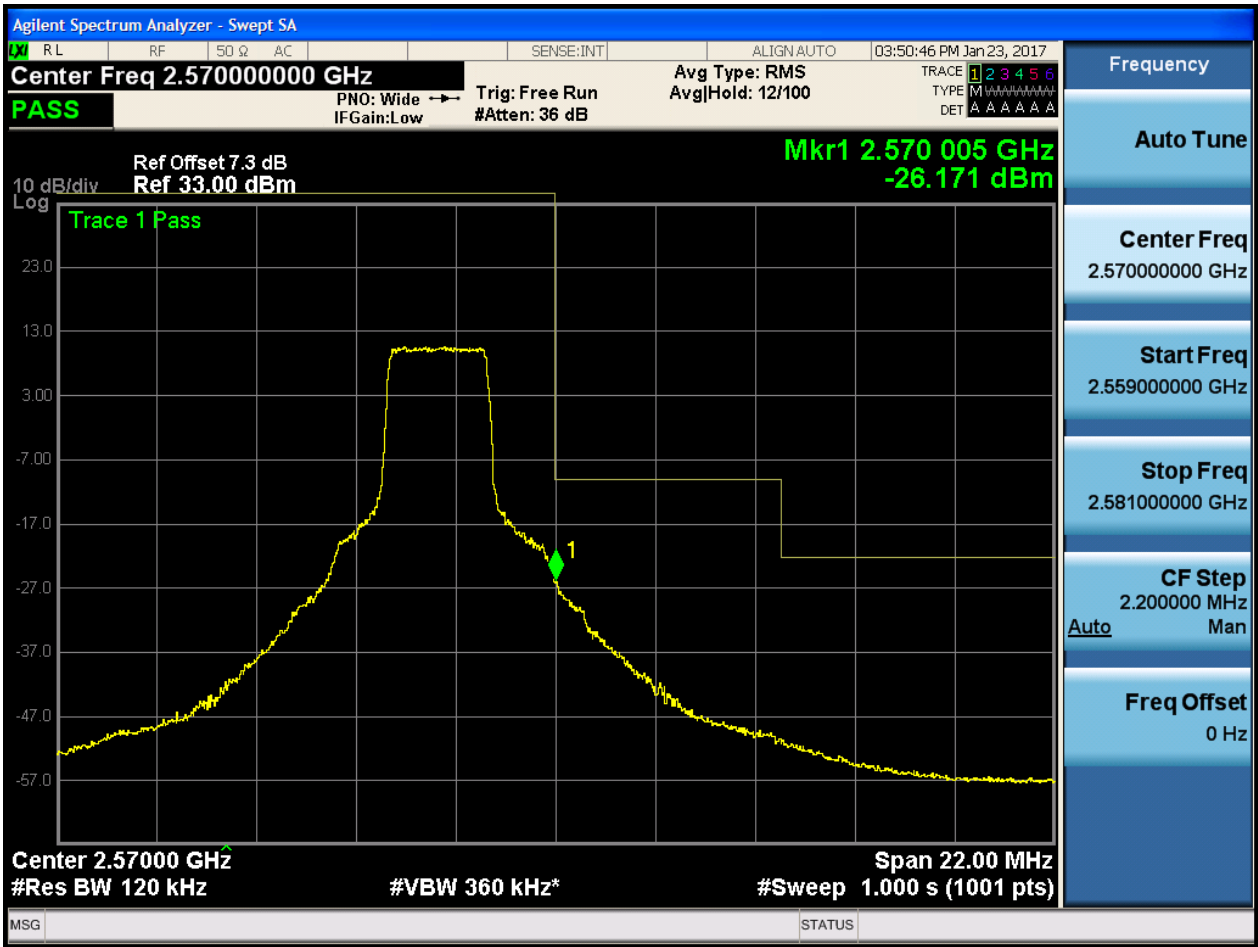


5.1.1.2.1.2.2 Test RB = RB1#24





5.1.1.2.1.2.3 Test RB = RB12#6





5.1.1.2.1.2.4 Test RB = RB25#0

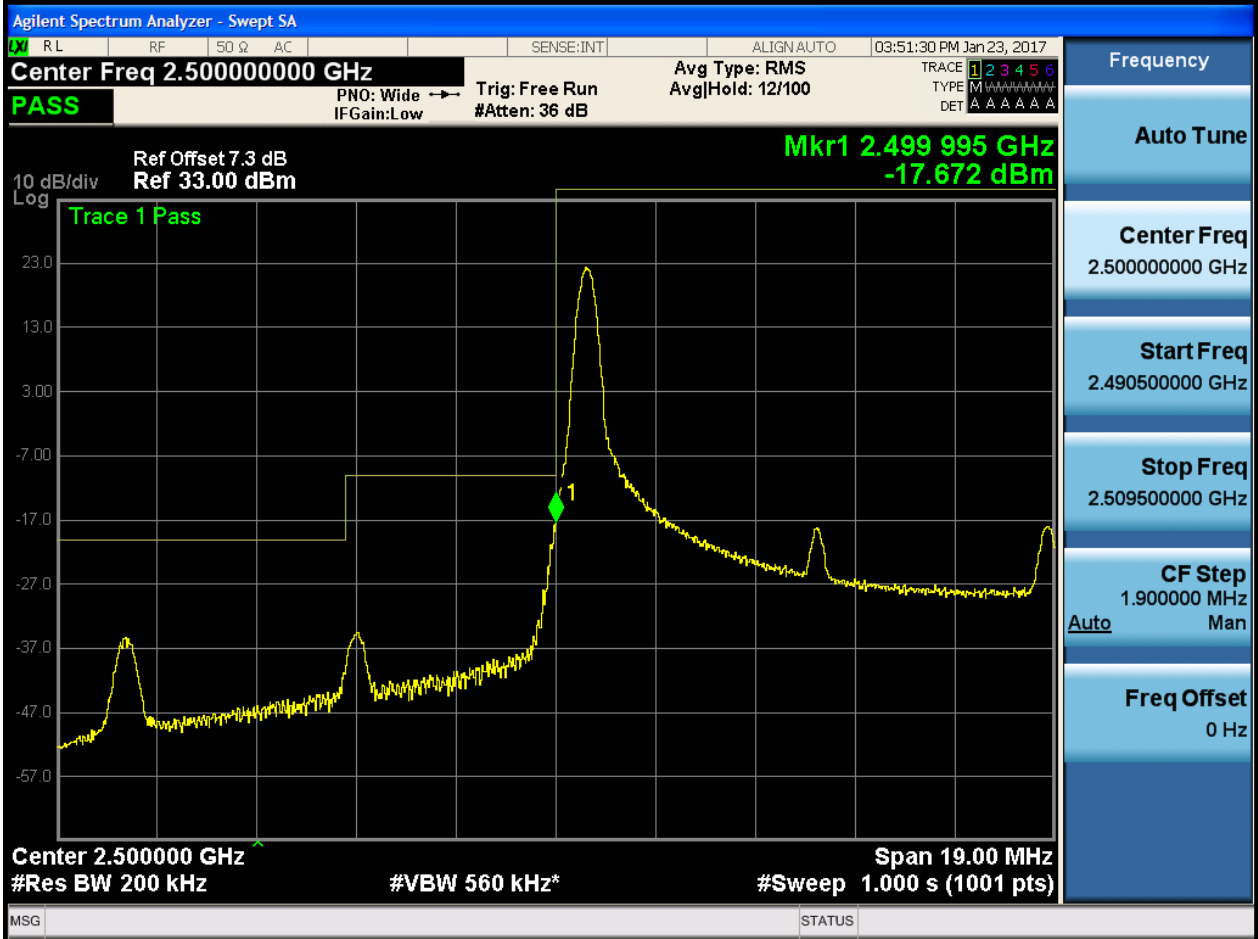




5.1.1.2.2 Test Bandwidth = 10

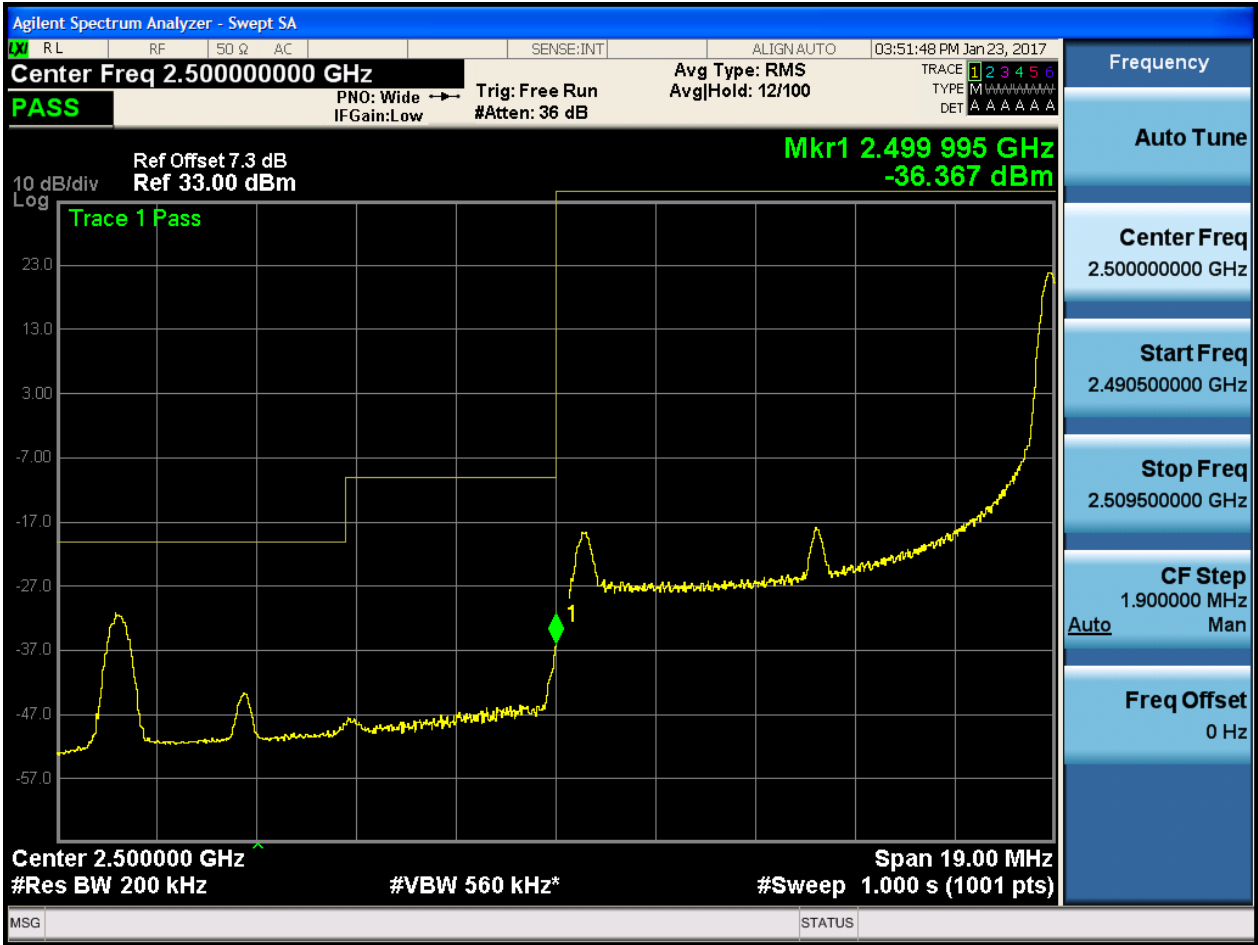
5.1.1.2.2.1 Test Channel = LCH

5.1.1.2.2.1.1 Test RB = RB1#0





5.1.1.2.2.1.2 Test RB = RB1#49





5.1.1.2.2.1.3 Test RB = RB25#13





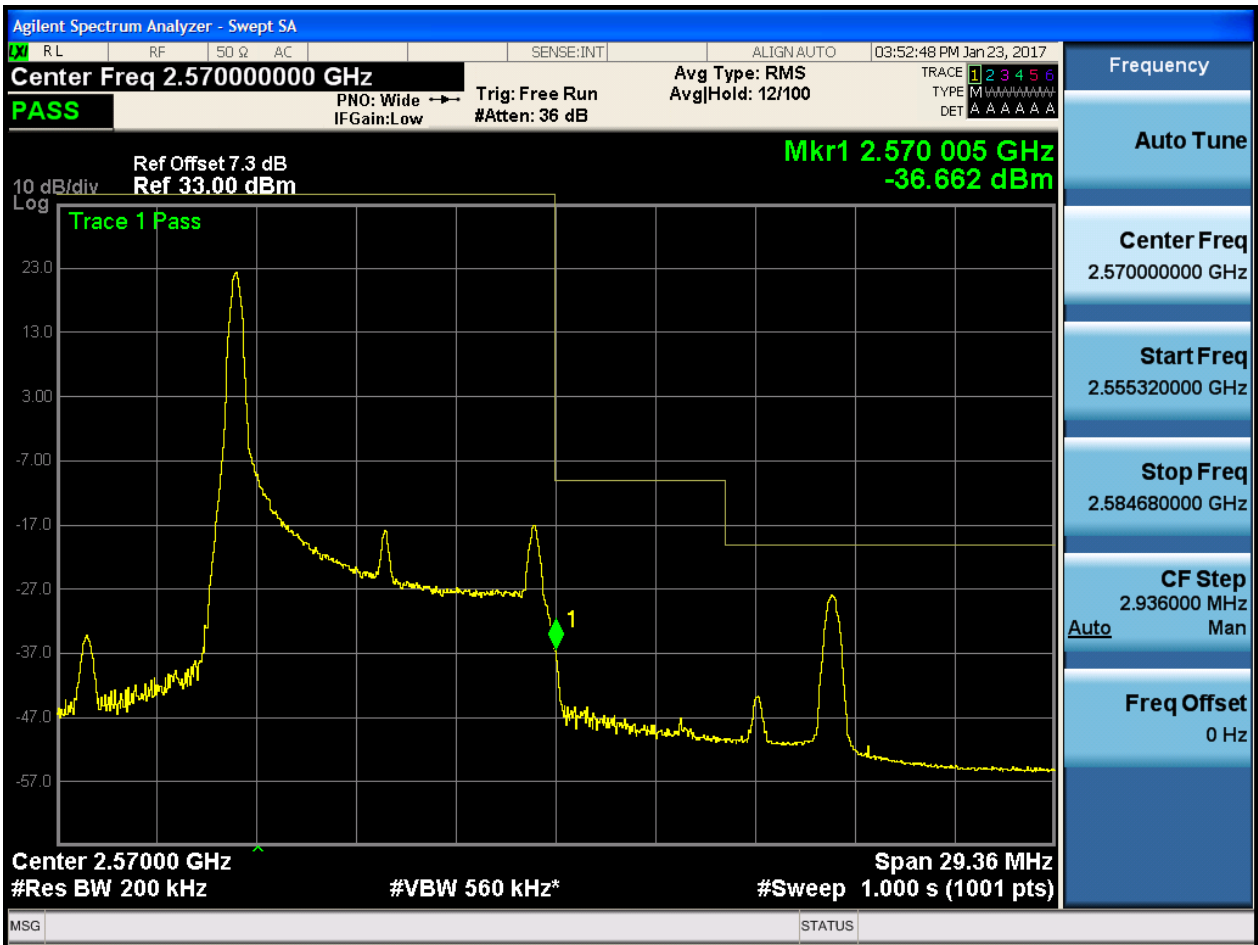
5.1.1.2.2.1.4 Test RB = RB50#0





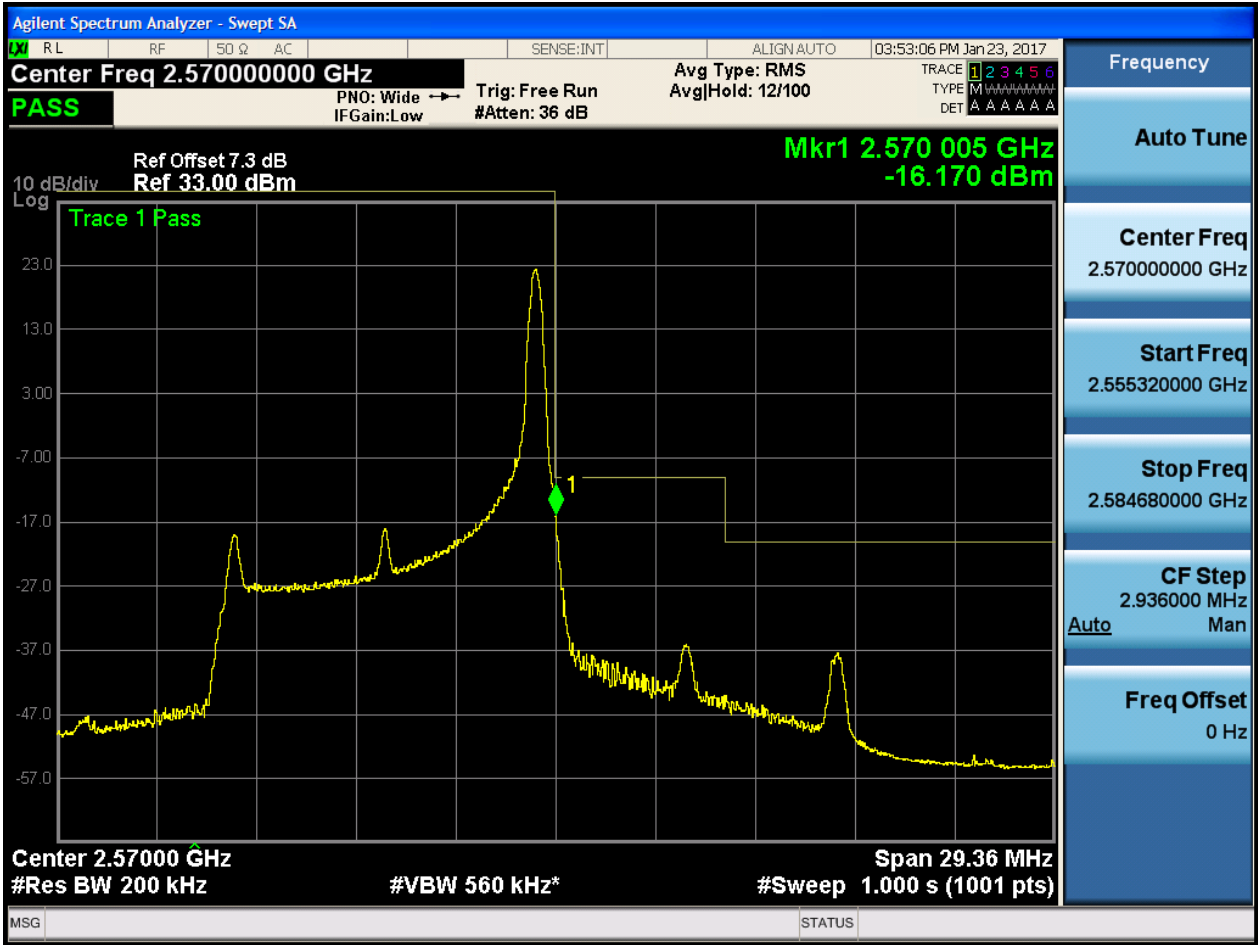
5.1.1.2.2.2 Test Channel = HCH

5.1.1.2.2.2.1 Test RB = RB1#0



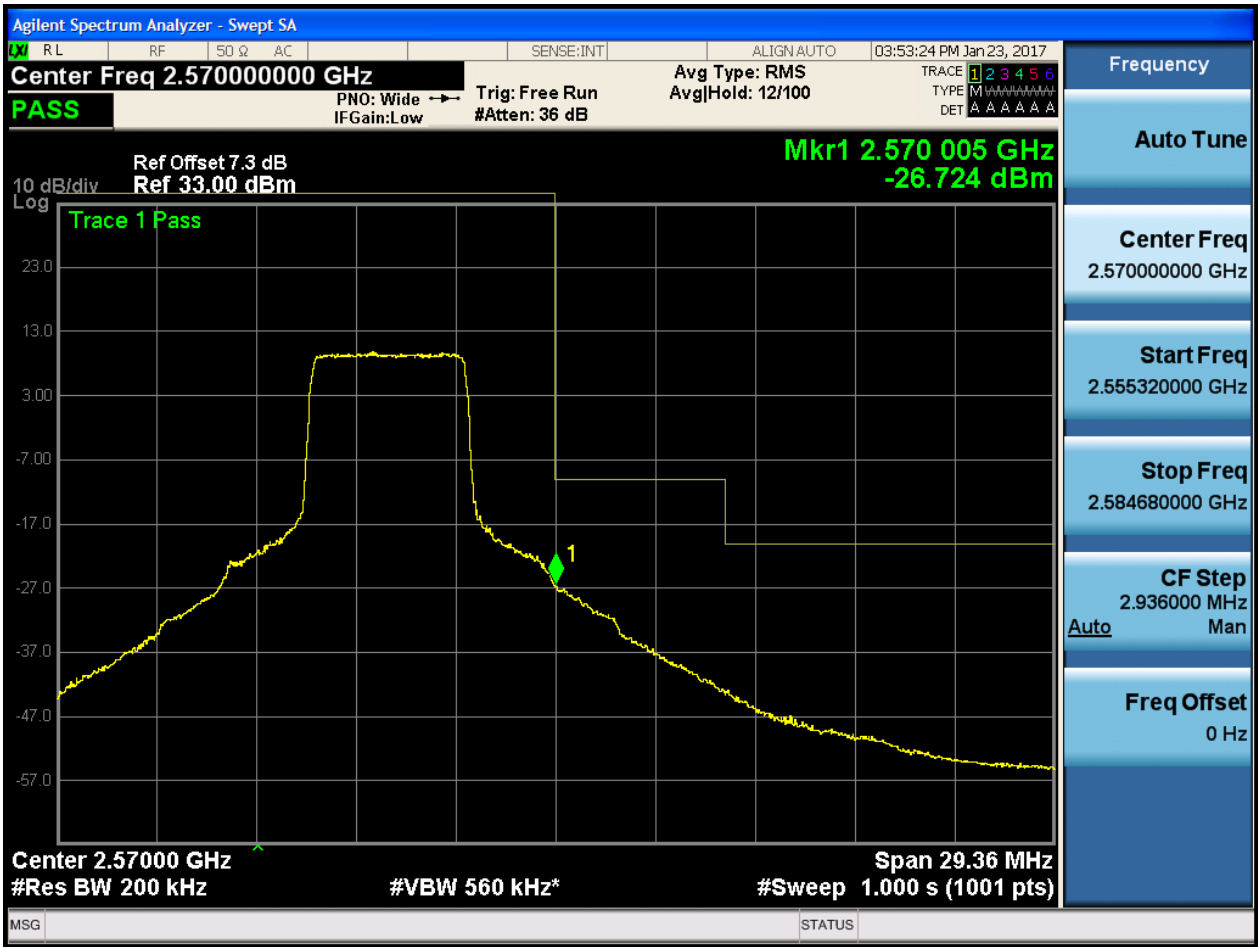


5.1.1.2.2.2 Test RB = RB1#49





5.1.1.2.2.2.3 Test RB = RB25#13





5.1.1.2.2.2.4 Test RB = RB50#0

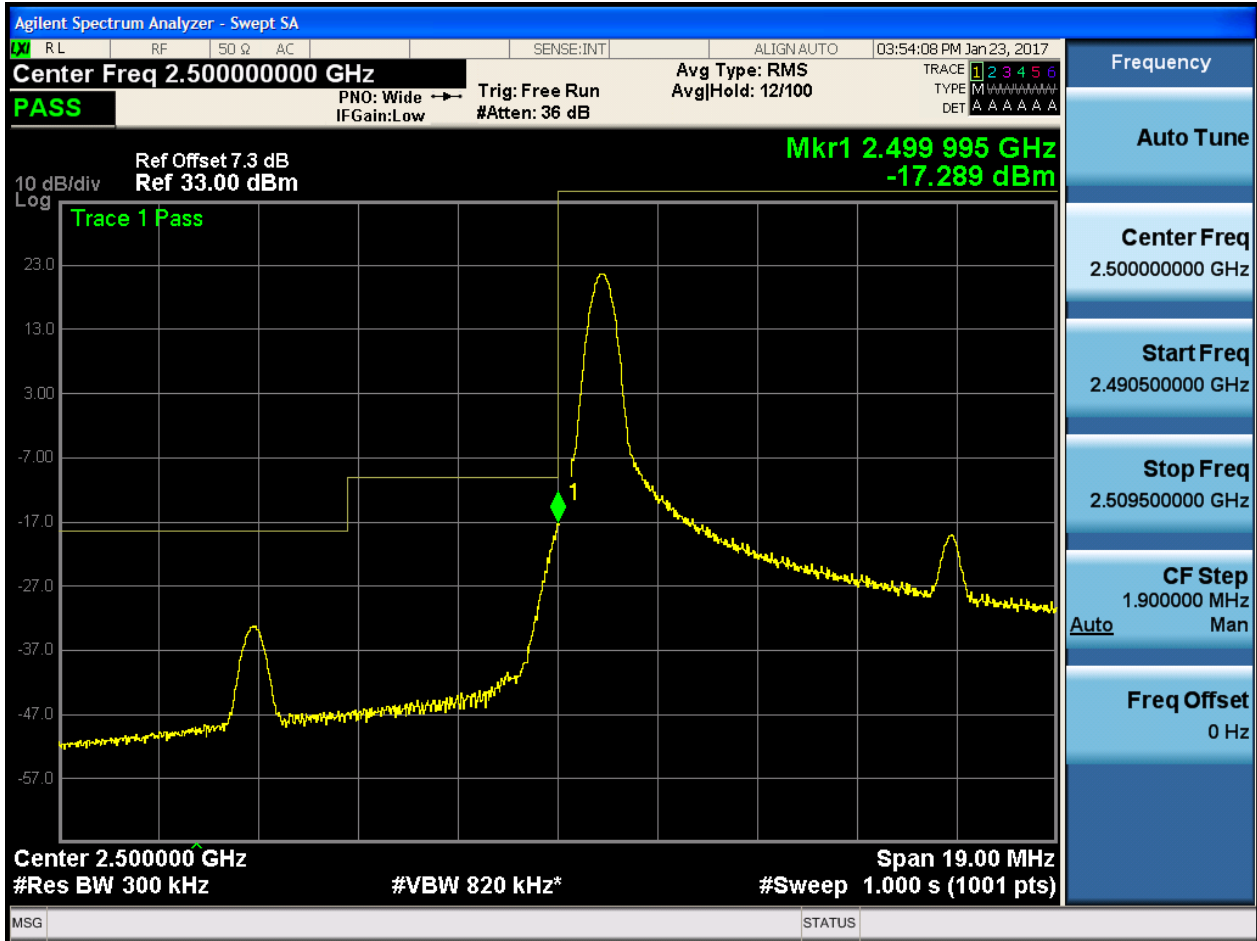




5.1.1.2.3 Test Bandwidth = 15

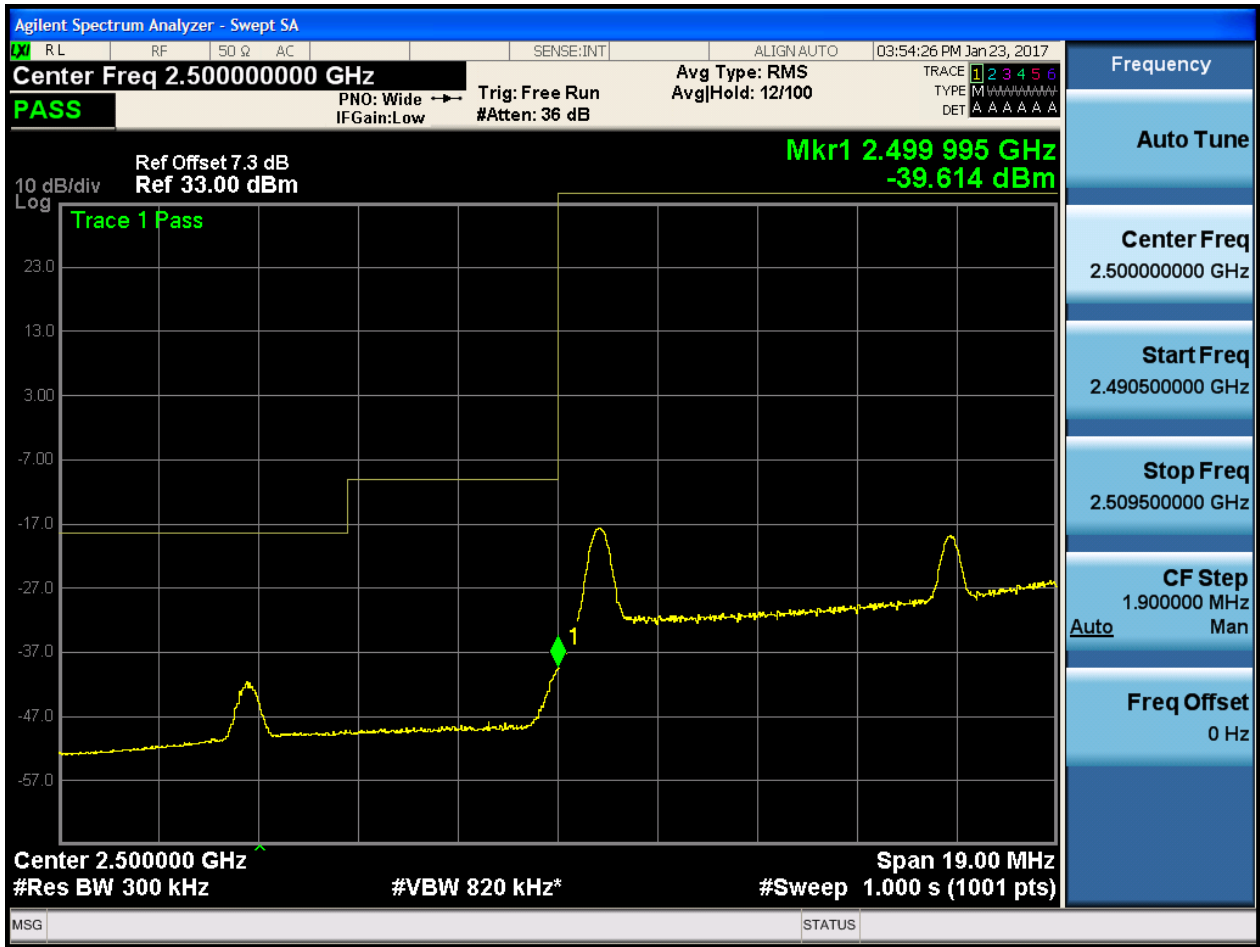
5.1.1.2.3.1 Test Channel = LCH

5.1.1.2.3.1.1 Test RB = RB1#0





5.1.1.2.3.1.2 Test RB = RB1#74





5.1.1.2.3.1.3 Test RB = RB36#18





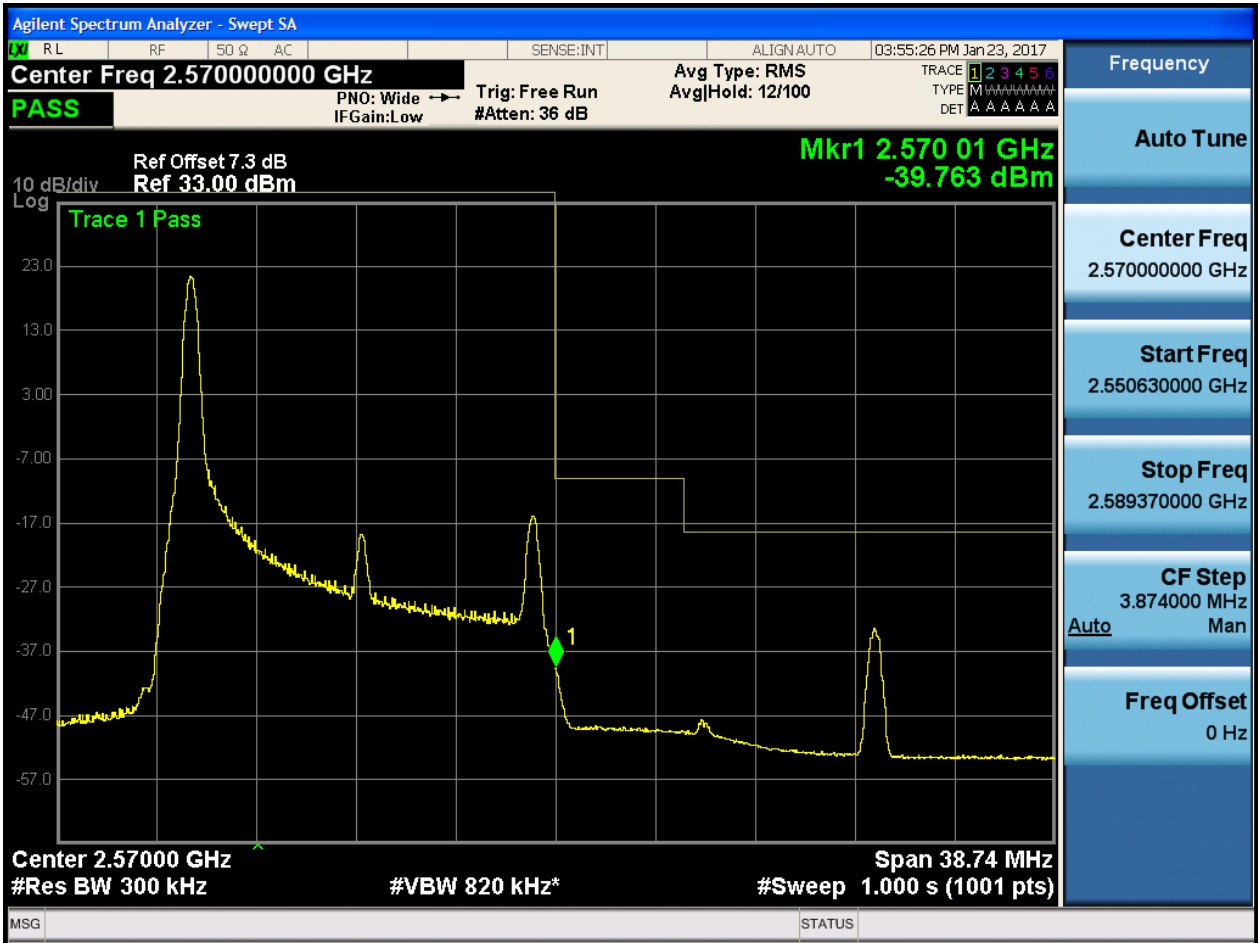
5.1.1.2.3.1.4 Test RB = RB75#0





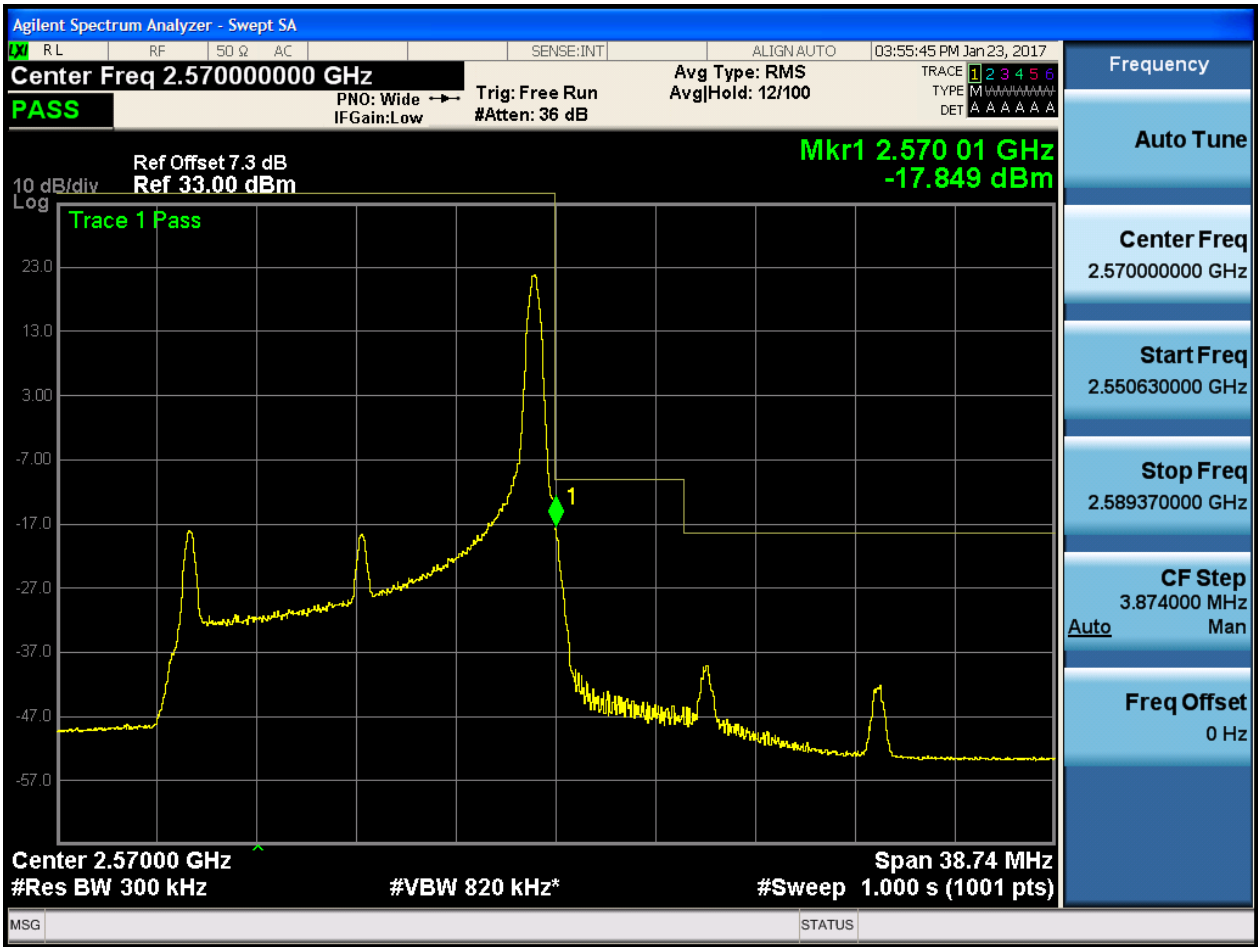
5.1.1.2.3.2 Test Channel = HCH

5.1.1.2.3.2.1 Test RB = RB1#0





5.1.1.2.3.2.2 Test RB = RB1#74





5.1.1.2.3.2.3 Test RB = RB36#18



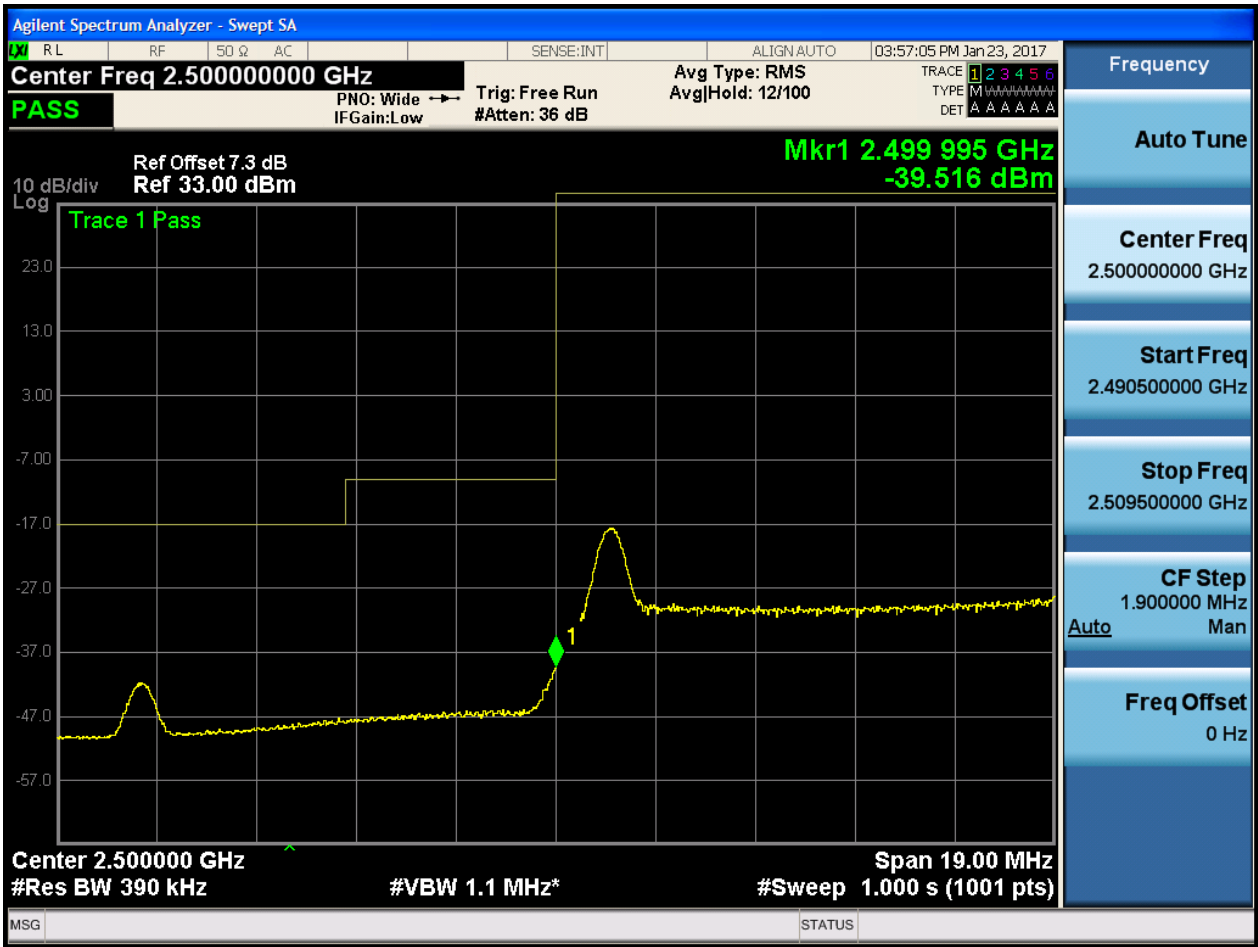


5.1.1.2.3.2.4 Test RB = RB75#0





5.1.1.2.4.1.2 Test RB = RB1#99





5.1.1.2.4.1.3 Test RB = RB50#25





5.1.1.2.4.1.4 Test RB = RB100#0

