



Appendix for test report



1Appendix_A: Effective (Isotropic) Radiated Power Output Data

Part I - Test Results

Test Band(LTE)	Test Mode	Test Bandwidth	Test Channel	Test RB	Measured[dBm]	ERP [dBm]	Limit [dBm]	Verdict
BAND5	LTE/TM1	1.4	LCH	RB1#0	22.19	21.54	38.5	PASS
				RB1#3	22.39	21.74	38.5	PASS
				RB1#5	22.3	21.65	38.5	PASS
				RB3#0	22.28	21.63	38.5	PASS
				RB3#2	22.39	21.74	38.5	PASS
				RB3#3	22.36	21.71	38.5	PASS
				RB6#0	21.84	21.19	38.5	PASS
			MCH	RB1#0	22.47	21.82	38.5	PASS
				RB1#3	22.48	21.83	38.5	PASS
				RB1#5	22.34	21.69	38.5	PASS
				RB3#0	22.38	21.73	38.5	PASS
				RB3#2	22.37	21.72	38.5	PASS
				RB3#3	22.35	21.7	38.5	PASS
				RB6#0	21.92	21.27	38.5	PASS



Test Band(LTE)	Test Mode	Test Bandwidth	Test Channel	Test RB	Measured[dBm]	ERP [dBm]	Limit [dBm]	Verdict
			HCH	RB1#0	22.2	21.55	38.5	PASS
				RB1#3	22.28	21.63	38.5	PASS
				RB1#5	22.19	21.54	38.5	PASS
				RB3#0	22.21	21.56	38.5	PASS
				RB3#2	22.23	21.58	38.5	PASS
				RB3#3	22.17	21.52	38.5	PASS
				RB6#0	21.95	21.3	38.5	PASS
		3	LCH	RB1#0	22.15	21.5	38.5	PASS
				RB1#7	22.62	21.97	38.5	PASS
				RB1#14	22.32	21.67	38.5	PASS
				RB8#0	21.84	21.19	38.5	PASS
				RB8#4	21.96	21.31	38.5	PASS
				RB8#7	21.88	21.23	38.5	PASS
				RB15#0	21.89	21.24	38.5	PASS
			MCH	RB1#0	22.3	21.65	38.5	PASS
				RB1#7	22.6	21.95	38.5	PASS
				RB1#14	22.28	21.63	38.5	PASS



Test Band(LTE)	Test Mode	Test Bandwidth	Test Channel	Test RB	Measured[dBm]	ERP [dBm]	Limit [dBm]	Verdict	
				RB8#0	21.86	21.21	38.5	PASS	
				RB8#4	21.92	21.27	38.5	PASS	
				RB8#7	21.86	21.21	38.5	PASS	
				RB15#0	21.9	21.25	38.5	PASS	
			HCH	RB1#0	22.09	21.44	38.5	PASS	
				RB1#7	22.25	21.6	38.5	PASS	
				RB1#14	21.99	21.34	38.5	PASS	
				RB8#0	21.87	21.22	38.5	PASS	
				RB8#4	21.81	21.16	38.5	PASS	
				RB8#7	21.77	21.12	38.5	PASS	
				RB15#0	21.81	21.16	38.5	PASS	
				5	LCH	RB1#0	22.03	21.38	38.5
			RB1#13			22.59	21.94	38.5	PASS
			RB1#24			22.15	21.5	38.5	PASS
		RB12#0	21.84			21.19	38.5	PASS	
		RB12#6	22.04			21.39	38.5	PASS	
		RB12#13	21.9			21.25	38.5	PASS	



Test Band(LTE)	Test Mode	Test Bandwidth	Test Channel	Test RB	Measured[dBm]	ERP [dBm]	Limit [dBm]	Verdict
				RB25#0	21.9	21.25	38.5	PASS
			MCH	RB1#0	22.21	21.56	38.5	PASS
				RB1#13	22.42	21.77	38.5	PASS
				RB1#24	21.98	21.33	38.5	PASS
				RB12#0	21.85	21.2	38.5	PASS
				RB12#6	22.01	21.36	38.5	PASS
				RB12#13	21.78	21.13	38.5	PASS
				RB25#0	21.94	21.29	38.5	PASS
				HCH	RB1#0	22.19	21.54	38.5
			RB1#13		22.22	21.57	38.5	PASS
			RB1#24		21.83	21.18	38.5	PASS
			RB12#0		22.05	21.4	38.5	PASS
			RB12#6		22.03	21.38	38.5	PASS
			RB12#13		21.65	21	38.5	PASS
			RB25#0		21.91	21.26	38.5	PASS
		10	LCH	RB1#0	21.93	21.28	38.5	PASS
				RB1#25	22.5	21.85	38.5	PASS



Test Band(LTE)	Test Mode	Test Bandwidth	Test Channel	Test RB	Measured[dBm]	ERP [dBm]	Limit [dBm]	Verdict
				RB1#49	21.94	21.29	38.5	PASS
				RB25#0	21.81	21.16	38.5	PASS
				RB25#13	21.89	21.24	38.5	PASS
				RB25#25	21.68	21.03	38.5	PASS
				RB50#0	21.77	21.12	38.5	PASS
			MCH	RB1#0	22.24	21.59	38.5	PASS
			MCH	RB1#25	22.46	21.81	38.5	PASS
			MCH	RB1#49	21.86	21.21	38.5	PASS
			MCH	RB25#0	21.71	21.06	38.5	PASS
			MCH	RB25#13	21.9	21.25	38.5	PASS
			MCH	RB25#25	21.65	21	38.5	PASS
			MCH	RB50#0	21.92	21.27	38.5	PASS
			HCH	RB1#0	22	21.35	38.5	PASS
			HCH	RB1#25	22.52	21.87	38.5	PASS
			HCH	RB1#49	21.68	21.03	38.5	PASS
			HCH	RB25#0	21.95	21.3	38.5	PASS
			HCH	RB25#13	22.07	21.42	38.5	PASS



Test Band(LTE)	Test Mode	Test Bandwidth	Test Channel	Test RB	Measured[dBm]	ERP [dBm]	Limit [dBm]	Verdict
				RB25#25	21.85	21.2	38.5	PASS
				RB50#0	21.95	21.3	38.5	PASS
	LTE/TM2	1.4	LCH	RB1#0	21.99	21.34	38.5	PASS
				RB1#3	22.13	21.48	38.5	PASS
				RB1#5	22.04	21.39	38.5	PASS
				RB3#0	21.89	21.24	38.5	PASS
				RB3#2	21.91	21.26	38.5	PASS
				RB3#3	21.89	21.24	38.5	PASS
				RB6#0	20.79	20.14	38.5	PASS
			MCH	RB1#0	21.93	21.28	38.5	PASS
				RB1#3	22.1	21.45	38.5	PASS
				RB1#5	21.81	21.16	38.5	PASS
				RB3#0	22.18	21.53	38.5	PASS
				RB3#2	22.01	21.36	38.5	PASS
				RB3#3	22.16	21.51	38.5	PASS
HCH	RB6#0	20.83	20.18	38.5	PASS			
			HCH	RB1#0	21.73	21.08	38.5	PASS



Test Band(LTE)	Test Mode	Test Bandwidth	Test Channel	Test RB	Measured[dBm]	ERP [dBm]	Limit [dBm]	Verdict	
				RB1#3	21.87	21.22	38.5	PASS	
				RB1#5	21.9	21.25	38.5	PASS	
				RB3#0	21.84	21.19	38.5	PASS	
				RB3#2	21.87	21.22	38.5	PASS	
				RB3#3	21.74	21.09	38.5	PASS	
				RB6#0	21.01	20.36	38.5	PASS	
		3	LCH	RB1#0	21.59	20.94	38.5	PASS	
				RB1#7	22.25	21.6	38.5	PASS	
				RB1#14	21.74	21.09	38.5	PASS	
				RB8#0	20.74	20.09	38.5	PASS	
				RB8#4	20.88	20.23	38.5	PASS	
				RB8#7	20.79	20.14	38.5	PASS	
				RB15#0	20.84	20.19	38.5	PASS	
				MCH	RB1#0	22.06	21.41	38.5	PASS
					RB1#7	22.3	21.65	38.5	PASS
					RB1#14	21.92	21.27	38.5	PASS
RB8#0	20.74	20.09	38.5		PASS				

Test Band(LTE)	Test Mode	Test Bandwidth	Test Channel	Test RB	Measured[dBm]	ERP [dBm]	Limit [dBm]	Verdict
				RB8#4	20.76	20.11	38.5	PASS
				RB8#7	20.76	20.11	38.5	PASS
				RB15#0	20.79	20.14	38.5	PASS
			HCH	RB1#0	21.81	21.16	38.5	PASS
				RB1#7	21.96	21.31	38.5	PASS
				RB1#14	21.66	21.01	38.5	PASS
				RB8#0	20.7	20.05	38.5	PASS
				RB8#4	20.76	20.11	38.5	PASS
				RB8#7	20.73	20.08	38.5	PASS
		RB15#0	20.7	20.05	38.5	PASS		
		5	LCH	RB1#0	21.72	21.07	38.5	PASS
				RB1#13	22.23	21.58	38.5	PASS
				RB1#24	21.79	21.14	38.5	PASS
				RB12#0	20.78	20.13	38.5	PASS
				RB12#6	20.92	20.27	38.5	PASS
RB12#13	20.77			20.12	38.5	PASS		
RB25#0	20.72			20.07	38.5	PASS		



Test Band(LTE)	Test Mode	Test Bandwidth	Test Channel	Test RB	Measured[dBm]	ERP [dBm]	Limit [dBm]	Verdict
			MCH	RB1#0	21.94	21.29	38.5	PASS
				RB1#13	22.18	21.53	38.5	PASS
				RB1#24	21.69	21.04	38.5	PASS
				RB12#0	20.75	20.1	38.5	PASS
				RB12#6	20.84	20.19	38.5	PASS
				RB12#13	20.67	20.02	38.5	PASS
				RB25#0	20.81	20.16	38.5	PASS
			HCH	RB1#0	22.05	21.4	38.5	PASS
				RB1#13	22.09	21.44	38.5	PASS
				RB1#24	21.63	20.98	38.5	PASS
				RB12#0	20.83	20.18	38.5	PASS
				RB12#6	20.84	20.19	38.5	PASS
				RB12#13	20.59	19.94	38.5	PASS
				RB25#0	20.69	20.04	38.5	PASS
		10	LCH	RB1#0	21.54	20.89	38.5	PASS
RB1#25	22.14			21.49	38.5	PASS		
RB1#49	21.51			20.86	38.5	PASS		



Test Band(LTE)	Test Mode	Test Bandwidth	Test Channel	Test RB	Measured[dBm]	ERP [dBm]	Limit [dBm]	Verdict
				RB25#0	20.73	20.08	38.5	PASS
				RB25#13	20.78	20.13	38.5	PASS
				RB25#25	20.61	19.96	38.5	PASS
				RB50#0	20.66	20.01	38.5	PASS
			MCH	RB1#0	21.88	21.23	38.5	PASS
				RB1#25	22.22	21.57	38.5	PASS
				RB1#49	21.68	21.03	38.5	PASS
				RB25#0	20.7	20.05	38.5	PASS
				RB25#13	20.74	20.09	38.5	PASS
				RB25#25	20.61	19.96	38.5	PASS
				RB50#0	20.83	20.18	38.5	PASS
				HCH	RB1#0	22	21.35	38.5
			RB1#25		22.48	21.83	38.5	PASS
			RB1#49		21.63	20.98	38.5	PASS
			RB25#0		20.7	20.05	38.5	PASS
			RB25#13		20.8	20.15	38.5	PASS
			RB25#25		20.6	19.95	38.5	PASS



Test Band(LTE)	Test Mode	Test Bandwidth	Test Channel	Test RB	Measured[dBm]	ERP [dBm]	Limit [dBm]	Verdict
				RB50#0	20.69	20.04	38.5	PASS

Note1:

a, For getting the ERP (Efficient Radiated Power) or EIRP (Efficient Isotropic Radiated Power) in substitution method, the following formula should be taken to calculate it,

$$\text{ERP [dBm]} = \text{SGP [dBm]} - \text{Cable Loss [dB]} + \text{Gain [dBd]}$$

$$\text{EIRP [dBm]} = \text{SGP [dBm]} - \text{Cable Loss [dB]} + \text{Gain [dBi]}$$

b, SGP=Signal Generator Level

Note2:

SET Span=1.5*OBW

SET RBW=1%of the OBW,not to exceed 1MHz

SET VBW>= 3*RBW

SET Sweep time=auto-couple.

Detector:RMS



2Appendix_B: Peak-to-Average Ratio

Part I - Test Results

Test Band(For LTE)	Test Mode	Test Bandwidth (MHz)	Test Channel	Test RB	Measured[dB]	Limit [dB]	Verdict
BAND5	LTE/TM1	1.4	LCH	RB1#0	5.54	13	PASS
				RB1#3	5.46	13	PASS
				RB1#5	5.62	13	PASS
				RB3#0	6.31	13	PASS
				RB3#2	6.36	13	PASS
				RB3#3	5.87	13	PASS
				RB6#0	6.16	13	PASS
			MCH	RB1#0	5.37	13	PASS
				RB1#3	4.98	13	PASS
				RB1#5	5.08	13	PASS
				RB3#0	5.72	13	PASS
				RB3#2	5.74	13	PASS
				RB3#3	5.77	13	PASS
				RB6#0	6	13	PASS
		HCH	RB1#0	5.14	13	PASS	
			RB1#3	4.99	13	PASS	
			RB1#5	5.01	13	PASS	
			RB3#0	5.43	13	PASS	
			RB3#2	5.35	13	PASS	
			RB3#3	5.37	13	PASS	
			RB6#0	5.84	13	PASS	
		3	LCH	RB1#0	5.42	13	PASS
				RB1#7	5.15	13	PASS
				RB1#14	5.26	13	PASS
				RB8#0	5.97	13	PASS
				RB8#4	5.98	13	PASS
				RB8#7	5.92	13	PASS
				RB15#0	5.95	13	PASS
MCH	RB1#0		5.34	13	PASS		
RB1#7	5.53	13	PASS				



Test Band(For LTE)	Test Mode	Test Bandwidth (MHz)	Test Channel	Test RB	Measured[dB]	Limit [dB]	Verdict			
				RB1#14	5.51	13	PASS			
				RB8#0	6.09	13	PASS			
				RB8#4	5.88	13	PASS			
				RB8#7	6.08	13	PASS			
				RB15#0	6.01	13	PASS			
			HCH	RB1#0	5.35	13	PASS			
				RB1#7	5.2	13	PASS			
				RB1#14	5.2	13	PASS			
				RB8#0	5.97	13	PASS			
				RB8#4	5.87	13	PASS			
				RB8#7	5.82	13	PASS			
						LCH	RB1#0	5.76	13	PASS
							RB1#13	5.25	13	PASS
							RB1#24	5.35	13	PASS
		RB12#0					5.72	13	PASS	
		RB12#6					5.72	13	PASS	
		RB12#13					5.78	13	PASS	
		RB25#0					6.1	13	PASS	
		5			MCH	RB1#0	5.41	13	PASS	
						RB1#13	5.52	13	PASS	
						RB1#24	5.57	13	PASS	
						RB12#0	6.03	13	PASS	
						RB12#6	6.03	13	PASS	
						RB12#13	6	13	PASS	
						RB25#0	6.21	13	PASS	
					HCH	RB1#0	5.26	13	PASS	
						RB1#13	5.01	13	PASS	
						RB1#24	5.16	13	PASS	
						RB12#0	5.78	13	PASS	
						RB12#6	5.77	13	PASS	
						RB12#13	5.95	13	PASS	
						RB25#0	5.86	13	PASS	
		10			LCH	RB1#0	5.51	13	PASS	
						RB1#25	4.93	13	PASS	
						RB1#49	5.31	13	PASS	
						RB25#0	5.99	13	PASS	
RB25#13	5.8					13	PASS			
RB25#25	5.86					13	PASS			



Test Band(For LTE)	Test Mode	Test Bandwidth (MHz)	Test Channel	Test RB	Measured[dB]	Limit [dB]	Verdict	
				RB50#0	6.03	13	PASS	
			MCH	RB1#0	5.38	13	PASS	
				RB1#25	5.46	13	PASS	
				RB1#49	5.93	13	PASS	
				RB25#0	6.12	13	PASS	
				RB25#13	6.21	13	PASS	
				RB25#25	6.15	13	PASS	
				RB50#0	6.38	13	PASS	
			HCH	RB1#0	5.77	13	PASS	
				RB1#25	5.2	13	PASS	
				RB1#49	5.39	13	PASS	
				RB25#0	6.05	13	PASS	
				RB25#13	5.86	13	PASS	
				RB25#25	5.87	13	PASS	
	RB50#0	6.28		13	PASS			
			1.4	LCH	RB1#0	6.53	13	PASS
					RB1#3	6.35	13	PASS
					RB1#5	6.37	13	PASS
					RB3#0	6.57	13	PASS
					RB3#2	6.62	13	PASS
					RB3#3	6.53	13	PASS
					RB6#0	6.74	13	PASS
				MCH	RB1#0	6.01	13	PASS
					RB1#3	5.84	13	PASS
					RB1#5	6.09	13	PASS
					RB3#0	6.76	13	PASS
					RB3#2	7.01	13	PASS
					RB3#3	6.81	13	PASS
					RB6#0	6.74	13	PASS
	HCH	RB1#0	5.5	13	PASS			
		RB1#3	5.66	13	PASS			
		RB1#5	5.48	13	PASS			
		RB3#0	6.22	13	PASS			
RB3#2		6.12	13	PASS				
RB3#3		6.1	13	PASS				
RB6#0		6.55	13	PASS				
		3	LCH	RB1#0	7.07	13	PASS	
				RB1#7	6.63	13	PASS	
				RB1#14	6.65	13	PASS	



Test Band(For LTE)	Test Mode	Test Bandwidth (MHz)	Test Channel	Test RB	Measured[dB]	Limit [dB]	Verdict
				RB8#0	6.55	13	PASS
				RB8#4	6.78	13	PASS
				RB8#7	6.54	13	PASS
				RB15#0	7.32	13	PASS
			MCH	RB1#0	6.5	13	PASS
				RB1#7	6.5	13	PASS
				RB1#14	6.84	13	PASS
				RB8#0	6.72	13	PASS
				RB8#4	6.66	13	PASS
				RB8#7	6.59	13	PASS
			HCH	RB15#0	7.12	13	PASS
				RB1#0	5.48	13	PASS
				RB1#7	5.34	13	PASS
				RB1#14	5.49	13	PASS
				RB8#0	6.31	13	PASS
				RB8#4	6.25	13	PASS
		5	LCH	RB8#7	6.18	13	PASS
				RB15#0	6.46	13	PASS
				RB1#0	6.64	13	PASS
				RB1#13	6.03	13	PASS
				RB1#24	6.09	13	PASS
				RB12#0	6.68	13	PASS
			MCH	RB12#6	6.84	13	PASS
				RB12#13	6.7	13	PASS
				RB25#0	6.94	13	PASS
				RB1#0	5.7	13	PASS
				RB1#13	5.88	13	PASS
				RB1#24	6.09	13	PASS
			HCH	RB12#0	6.84	13	PASS
				RB12#6	6.96	13	PASS
				RB12#13	6.82	13	PASS
				RB25#0	7.01	13	PASS
RB1#0	5.57	13		PASS			
RB1#13	5.4	13		PASS			
RB1#24	5.67	13	PASS				
RB12#0	6.54	13	PASS				
RB12#6	6.45	13	PASS				
RB12#13	6.4	13	PASS				
RB25#0	6.94	13	PASS				



Test Band(For LTE)	Test Mode	Test Bandwidth (MHz)	Test Channel	Test RB	Measured[dB]	Limit [dB]	Verdict
		10	LCH	RB1#0	6.23	13	PASS
				RB1#25	5.64	13	PASS
				RB1#49	6	13	PASS
				RB25#0	6.8	13	PASS
				RB25#13	6.67	13	PASS
				RB25#25	6.71	13	PASS
				RB50#0	7.08	13	PASS
			MCH	RB1#0	5.86	13	PASS
				RB1#25	6.13	13	PASS
				RB1#49	6.38	13	PASS
				RB25#0	6.83	13	PASS
				RB25#13	7.27	13	PASS
				RB25#25	6.97	13	PASS
				RB50#0	6.97	13	PASS
			HCH	RB1#0	6.08	13	PASS
				RB1#25	5.6	13	PASS
				RB1#49	5.9	13	PASS
				RB25#0	6.67	13	PASS
				RB25#13	6.76	13	PASS
				RB25#25	6.59	13	PASS
				RB50#0	7.07	13	PASS

3Appendix_C: Modulation Characteristics

Part I - Test Plots

3.1 For LTE

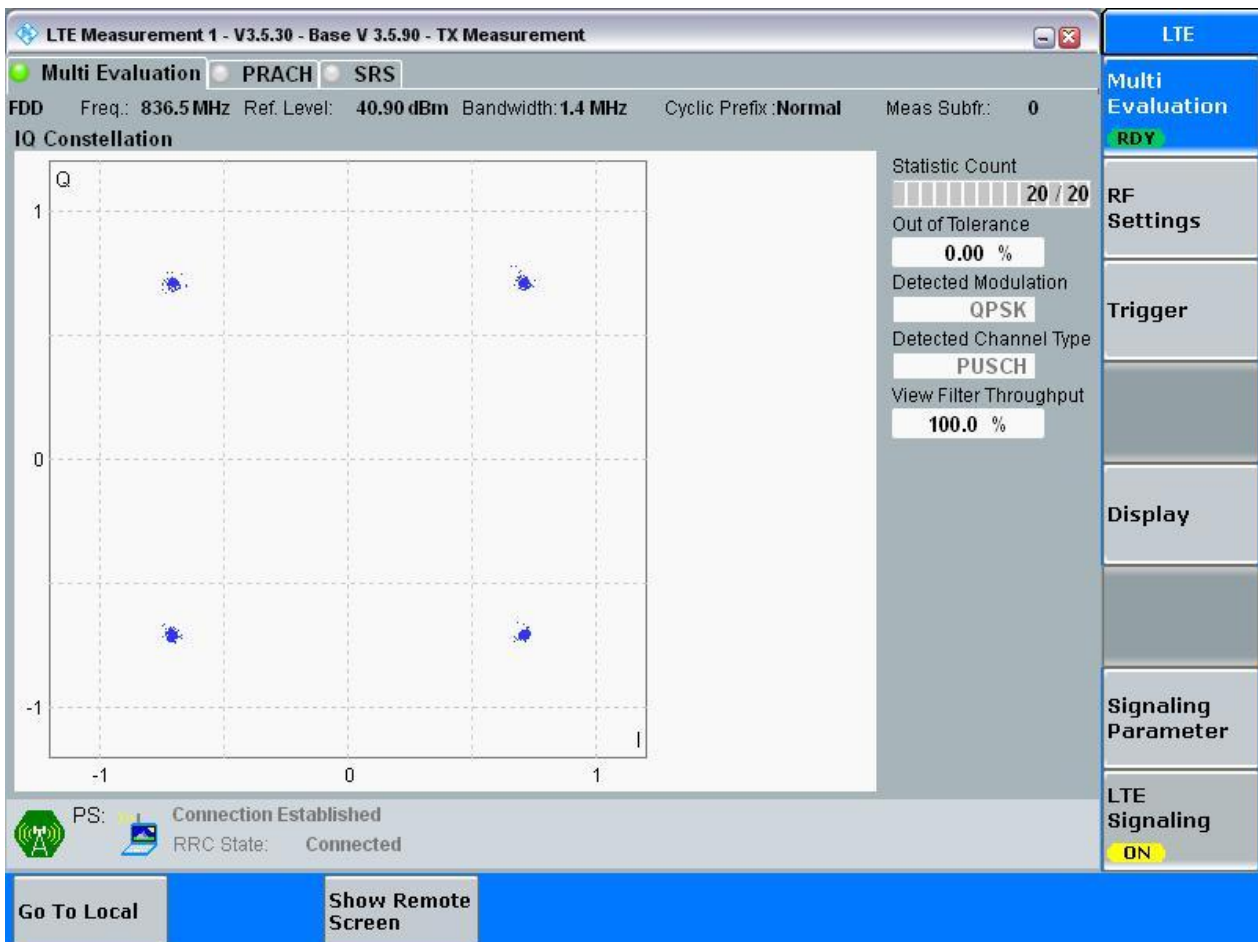
3.1.1 Test Band = BAND5

3.1.1.1 Test Mode = LTE/TM1

3.1.1.1.1 Test Bandwidth = 1.4

3.1.1.1.1.1 Test Channel = MCH

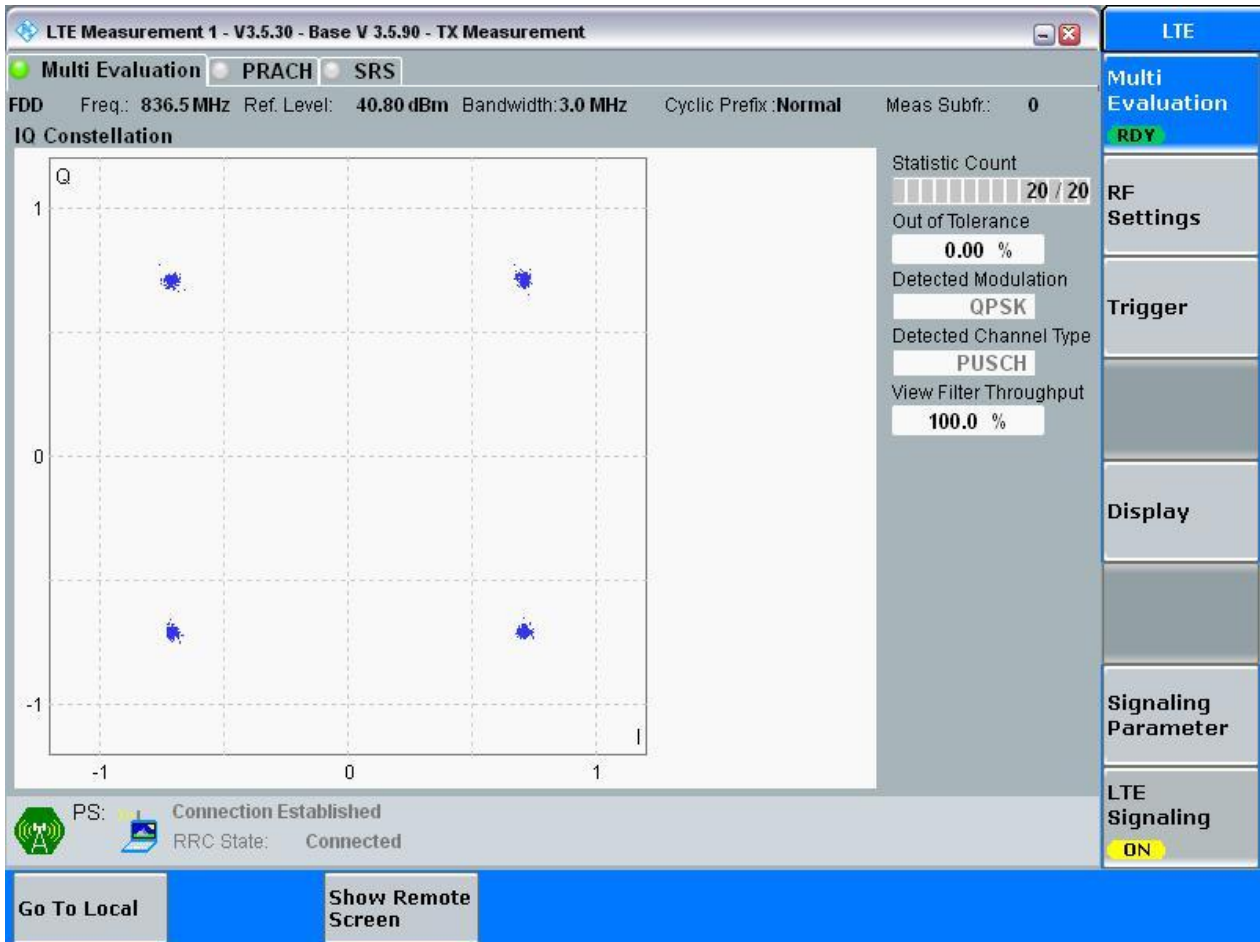
3.1.1.1.1.1.1 Test RB = RB6#0



3.1.1.1.2 Test Bandwidth = 3

3.1.1.1.2.1 Test Channel = MCH

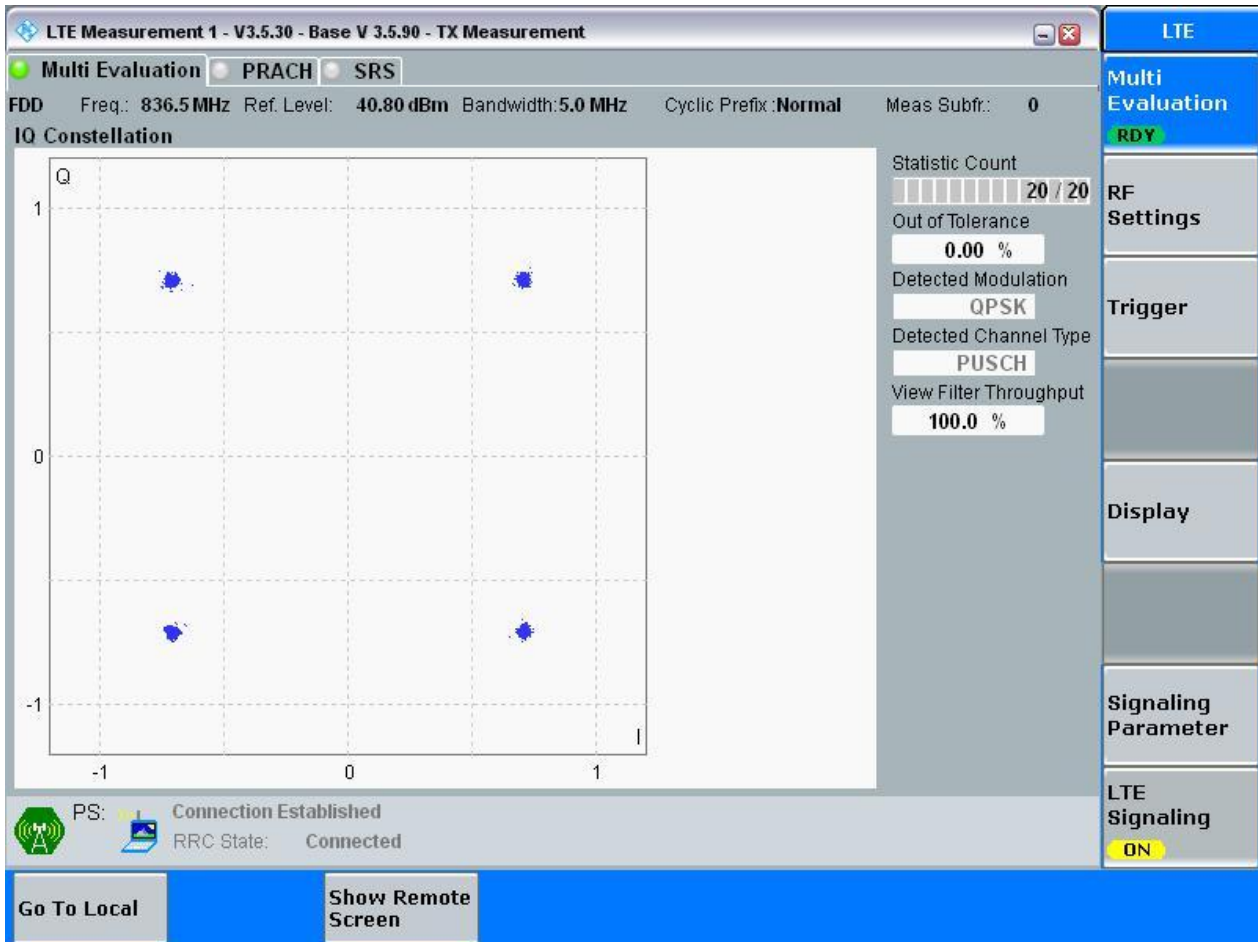
3.1.1.1.2.1.1 Test RB = RB15#0



3.1.1.1.3 Test Bandwidth = 5

3.1.1.1.3.1 Test Channel = MCH

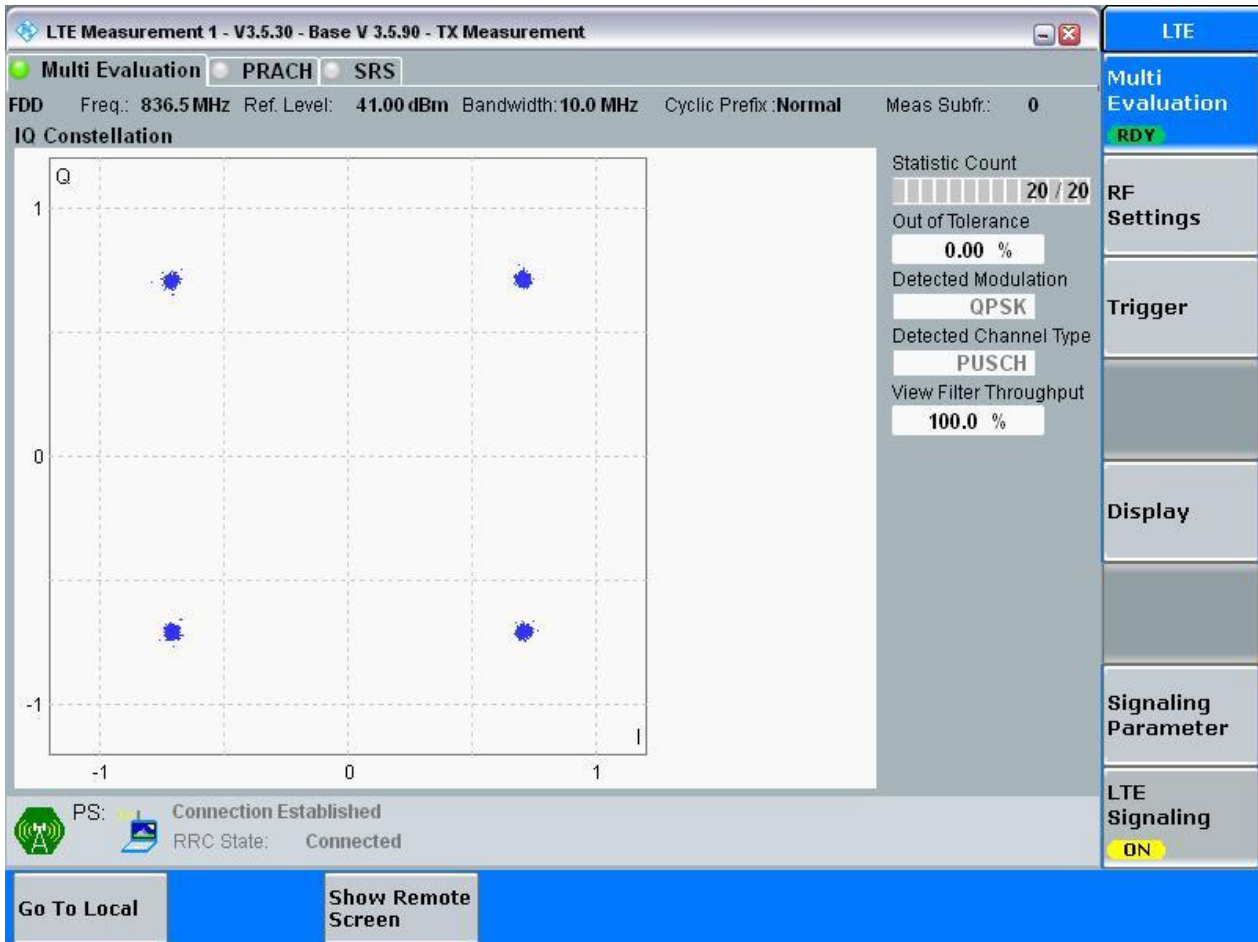
3.1.1.1.3.1.1 Test RB = RB25#0



3.1.1.1.4 Test Bandwidth = 10

3.1.1.1.4.1 Test Channel = MCH

3.1.1.1.4.1.1 Test RB = RB50#0



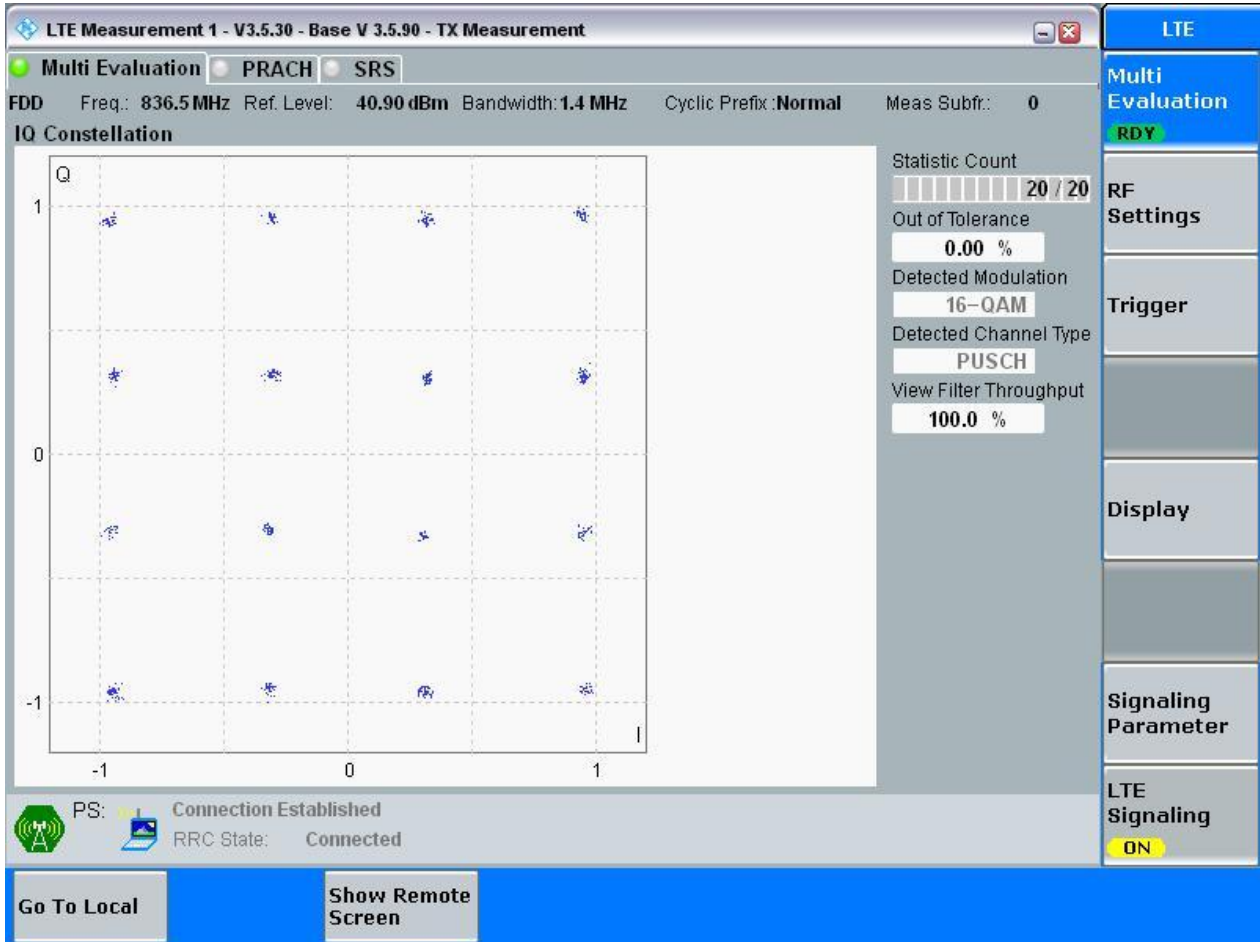


3.1.1.2 Test Mode = LTE/TM2

3.1.1.2.1 Test Bandwidth = 1.4

3.1.1.2.1.1 Test Channel = MCH

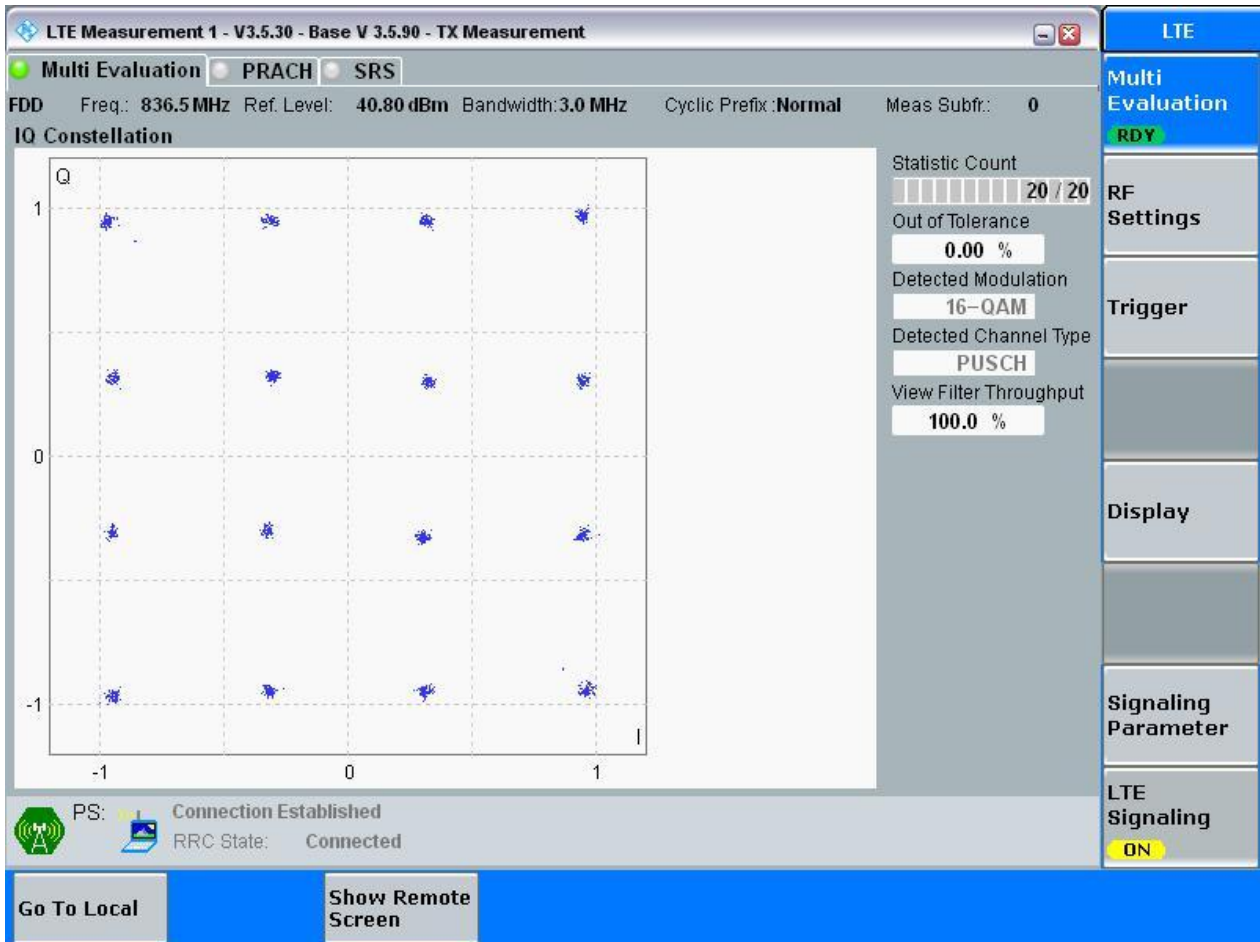
3.1.1.2.1.1.1 Test RB = RB6#0



3.1.1.2.2 Test Bandwidth = 3

3.1.1.2.2.1 Test Channel = MCH

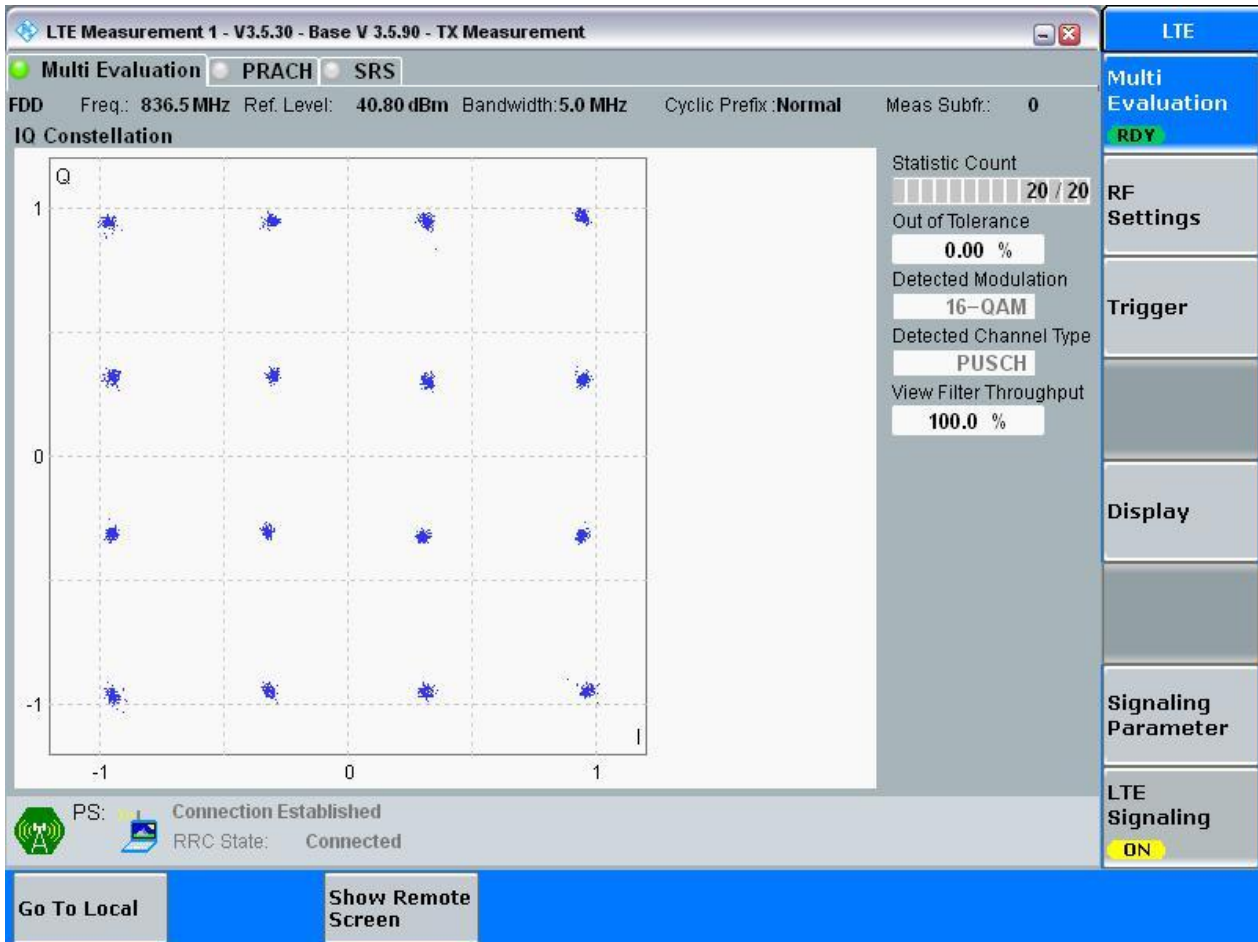
3.1.1.2.2.1.1 Test RB = RB15#0



3.1.1.2.3 Test Bandwidth = 5

3.1.1.2.3.1 Test Channel = MCH

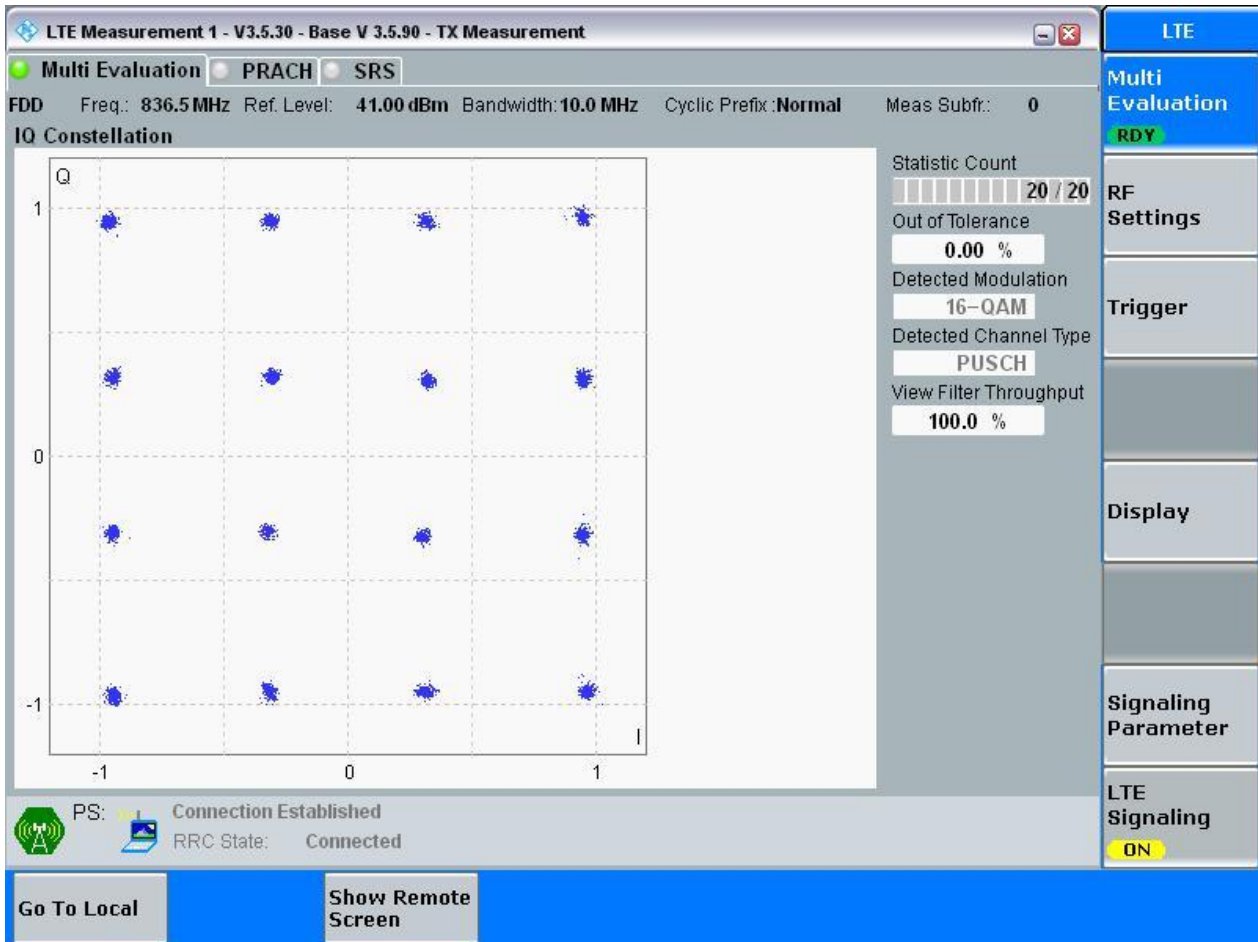
3.1.1.2.3.1.1 Test RB = RB25#0



3.1.1.2.4 Test Bandwidth = 10

3.1.1.2.4.1 Test Channel = MCH

3.1.1.2.4.1.1 Test RB = RB50#0



4Appendix_D: Bandwidth

Part I - Test Results

Test Band	Test Mode	Test Bandwidth	Test Channel	Test RB	Occupied Bandwidth [MHz]	Emission Bandwidth [MHz]	Verdict
BAND5	LTE/TM1	1.4	LCH	RB6#0	1.09	1.23	Pass
			MCH	RB6#0	1.09	1.22	Pass
			HCH	RB6#0	1.09	1.22	Pass
		3	LCH	RB15#0	2.70	2.94	Pass
			MCH	RB15#0	2.71	2.94	Pass
			HCH	RB15#0	2.70	2.93	Pass
		5	LCH	RB25#0	4.50	4.87	Pass
			MCH	RB25#0	4.50	4.88	Pass
			HCH	RB25#0	4.50	4.87	Pass
		10	LCH	RB50#0	8.98	9.60	Pass
			MCH	RB50#0	9.00	9.60	Pass
			HCH	RB50#0	8.98	9.65	Pass
	LTE/TM2	1.4	LCH	RB6#0	1.09	1.22	Pass
			MCH	RB6#0	1.09	1.23	Pass
			HCH	RB6#0	1.09	1.23	Pass
		3	LCH	RB15#0	2.71	2.93	Pass
			MCH	RB15#0	2.71	2.93	Pass
			HCH	RB15#0	2.70	2.96	Pass
		5	LCH	RB25#0	4.50	4.87	Pass
			MCH	RB25#0	4.50	4.85	Pass
			HCH	RB25#0	4.49	4.85	Pass
		10	LCH	RB50#0	8.98	9.63	Pass
			MCH	RB50#0	8.99	9.67	Pass
			HCH	RB50#0	8.97	9.59	Pass



Part II - Test Plots

4.1 For LTE

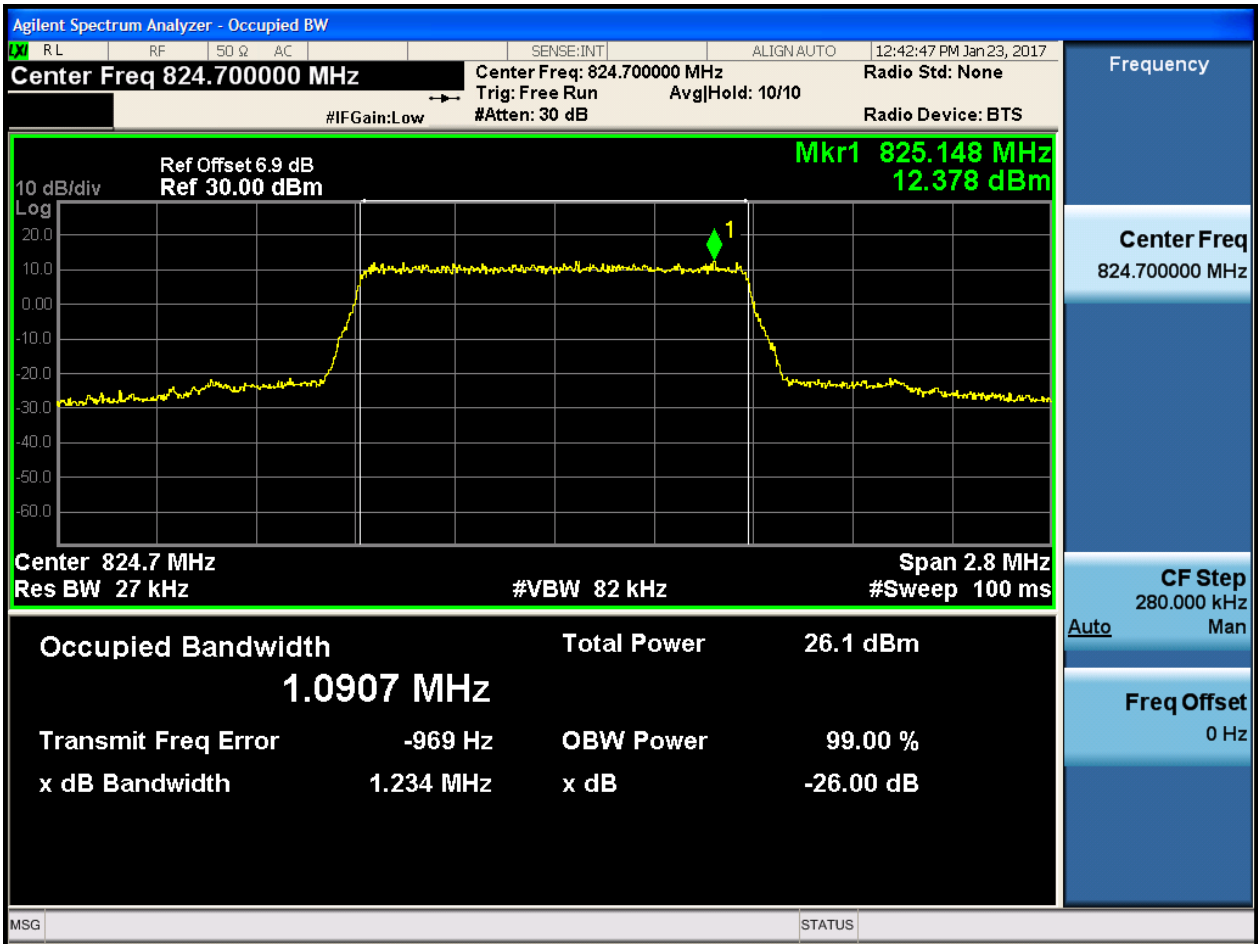
4.1.1 Test Band = BAND5

4.1.1.1 Test Mode = LTE/TM1

4.1.1.1.1 Test Bandwidth = 1.4

4.1.1.1.1.1 Test Channel = LCH

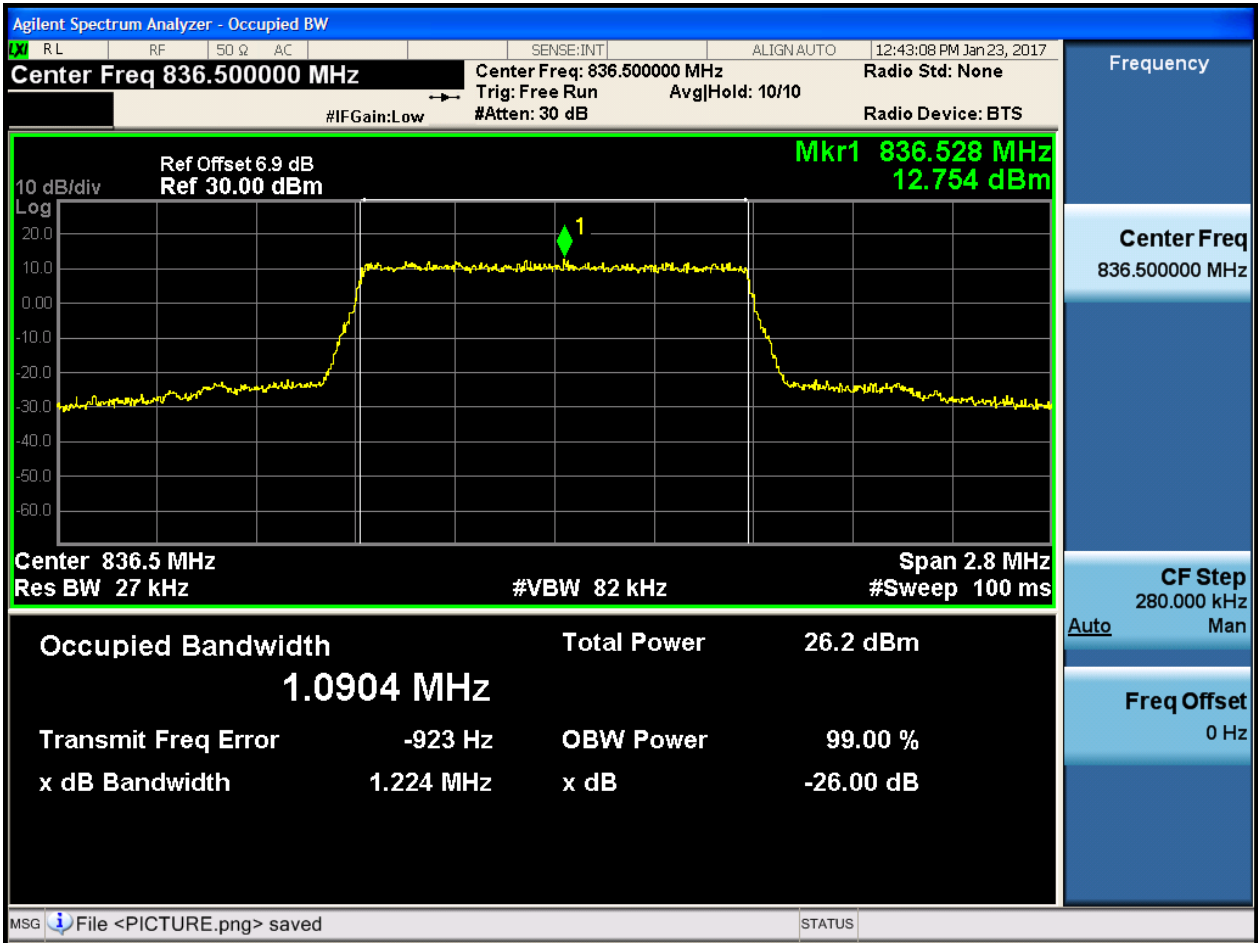
4.1.1.1.1.1.1 Test RB = RB6#0





4.1.1.1.1.2 Test Channel = MCH

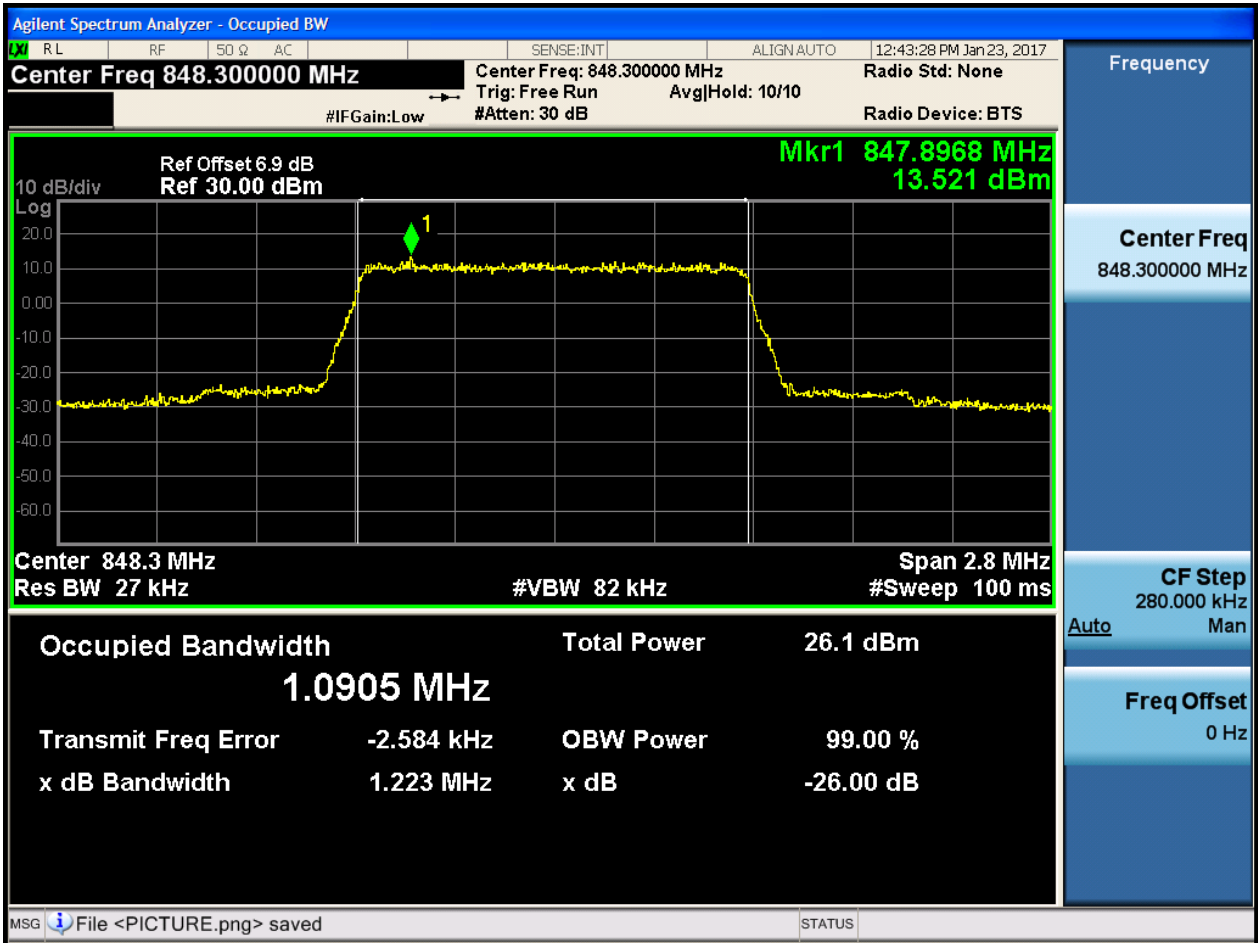
4.1.1.1.1.2.1 Test RB = RB6#0





4.1.1.1.1.3 Test Channel = HCH

4.1.1.1.1.3.1 Test RB = RB6#0

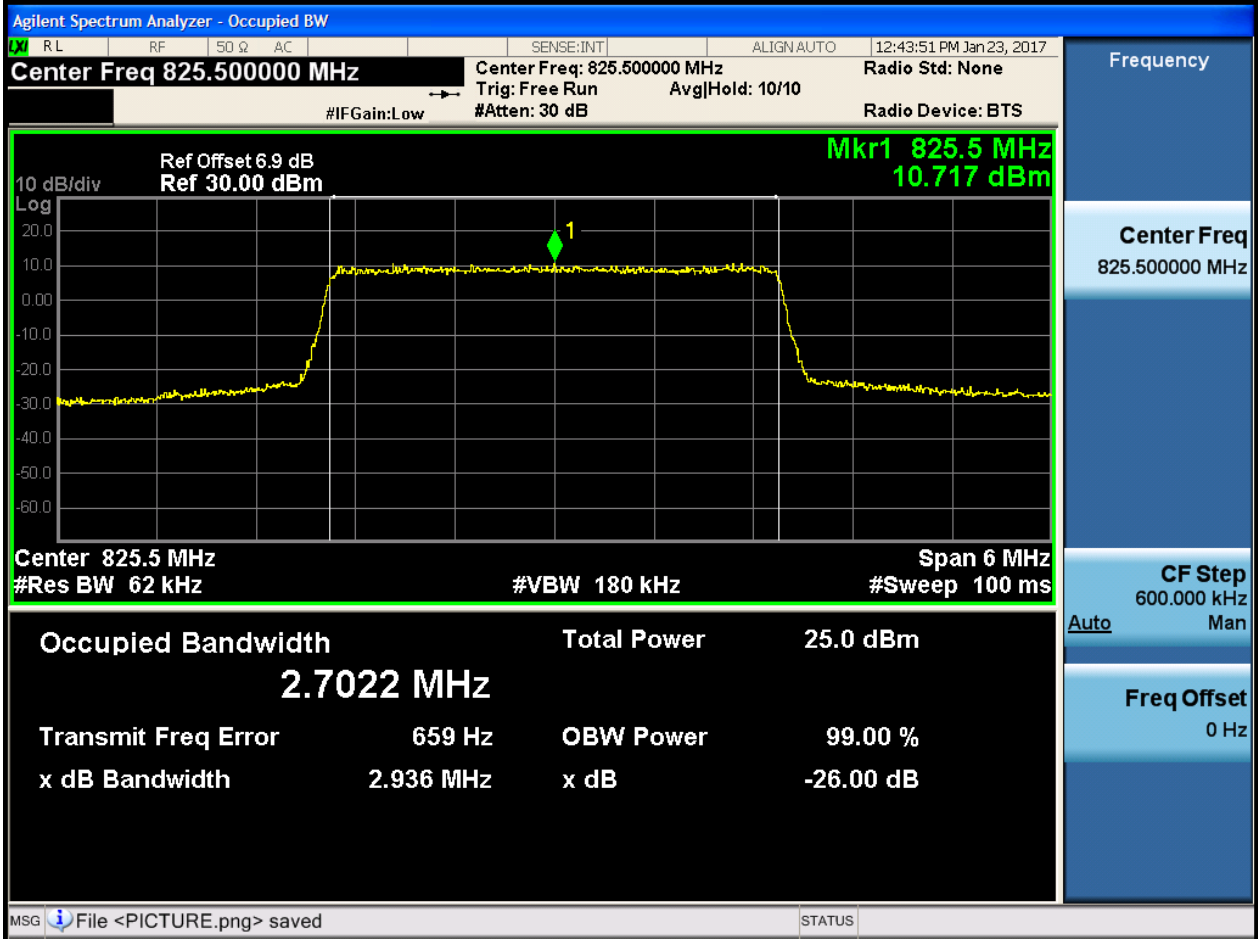




4.1.1.1.2 Test Bandwidth = 3

4.1.1.1.2.1 Test Channel = LCH

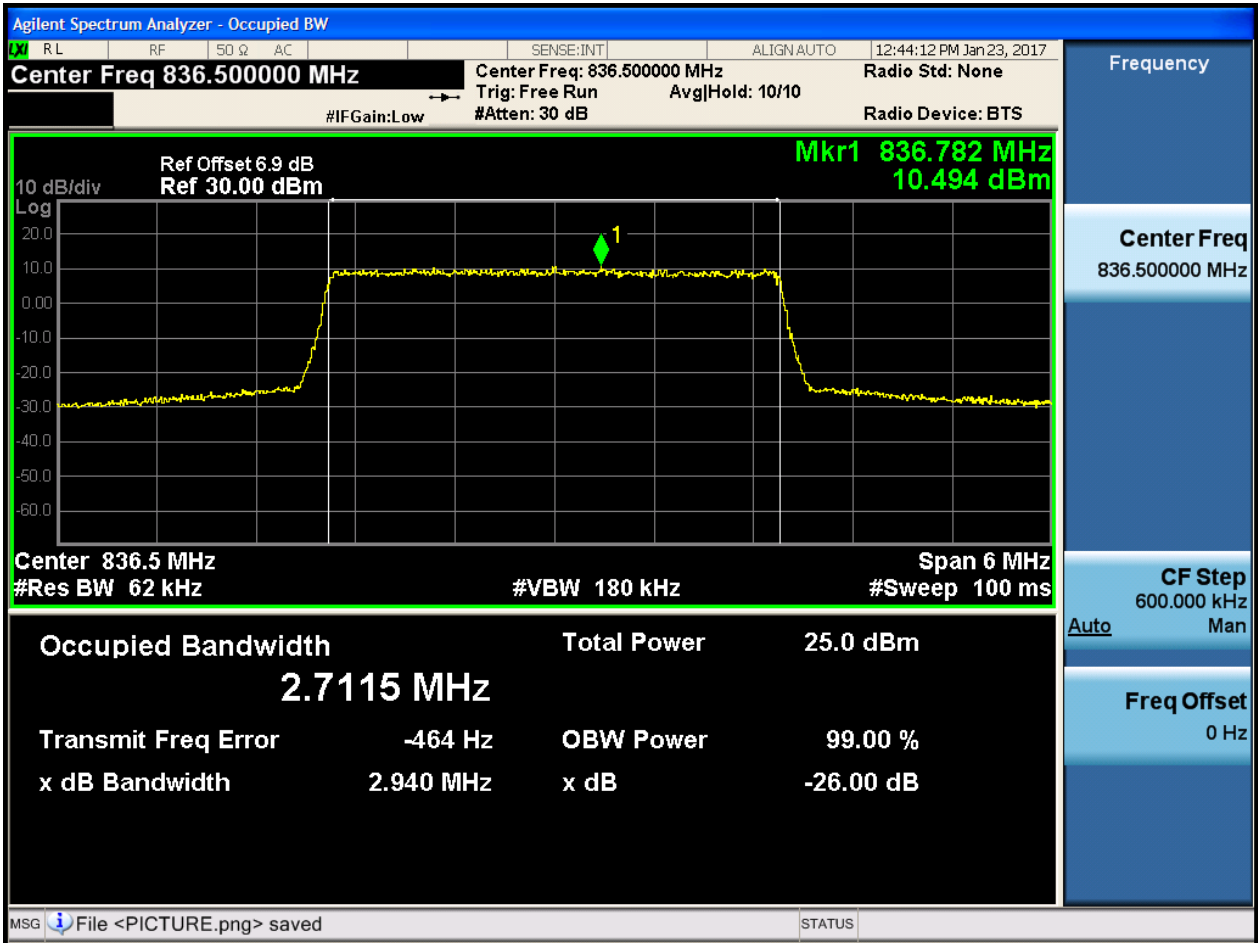
4.1.1.1.2.1.1 Test RB = RB15#0





4.1.1.1.2.2 Test Channel = MCH

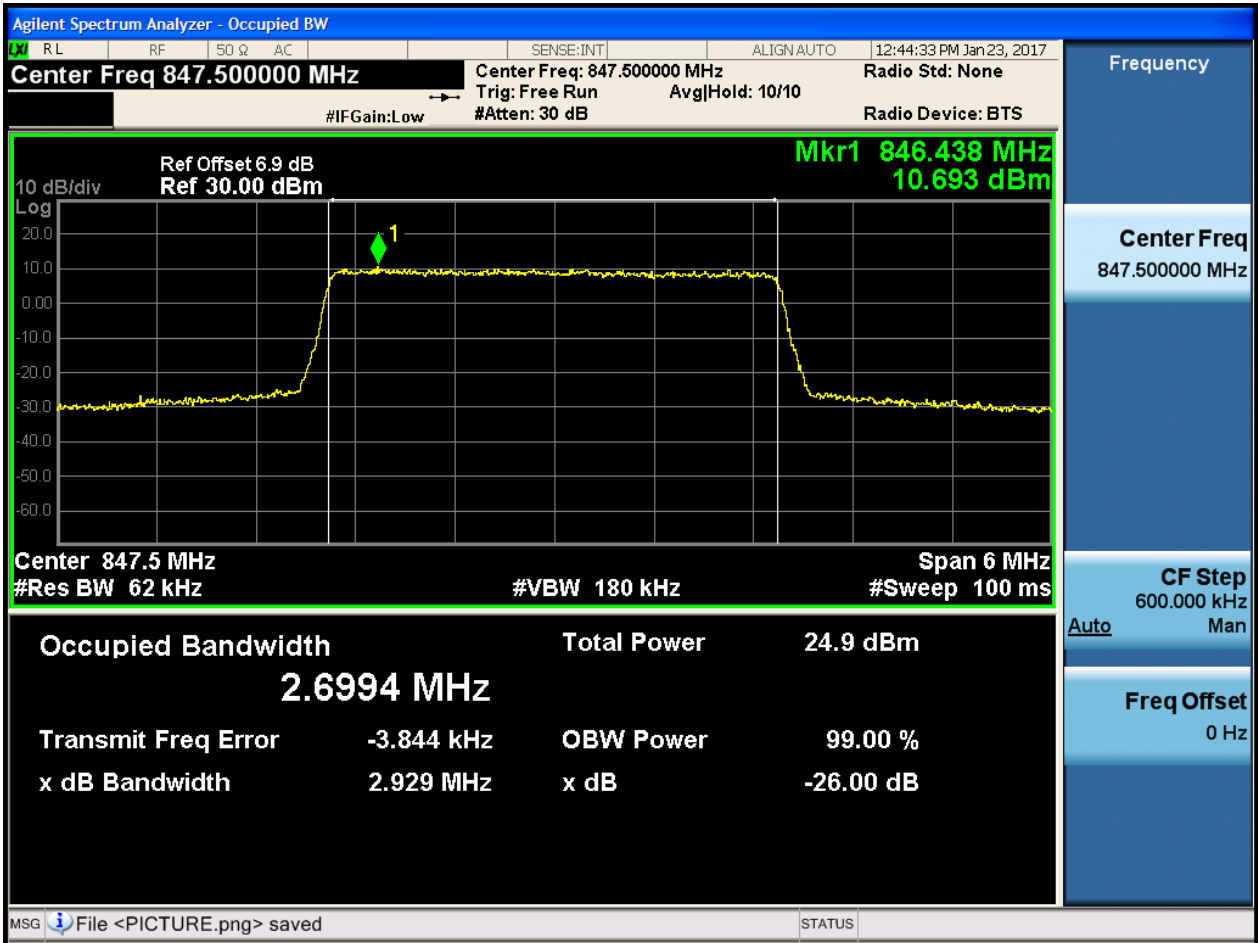
4.1.1.1.2.2.1 Test RB = RB15#0





4.1.1.1.2.3 Test Channel = HCH

4.1.1.1.2.3.1 Test RB = RB15#0

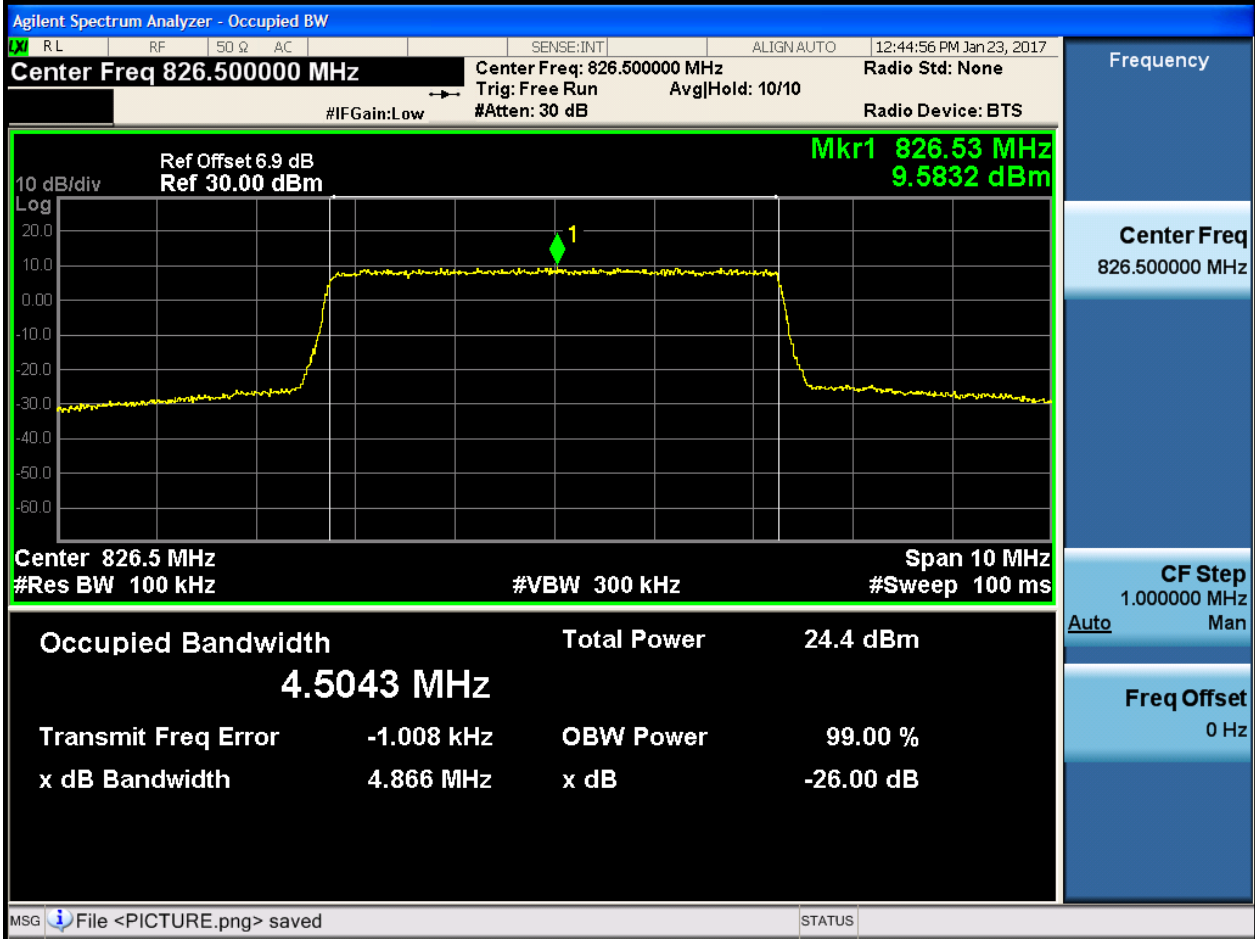




4.1.1.1.3 Test Bandwidth = 5

4.1.1.1.3.1 Test Channel = LCH

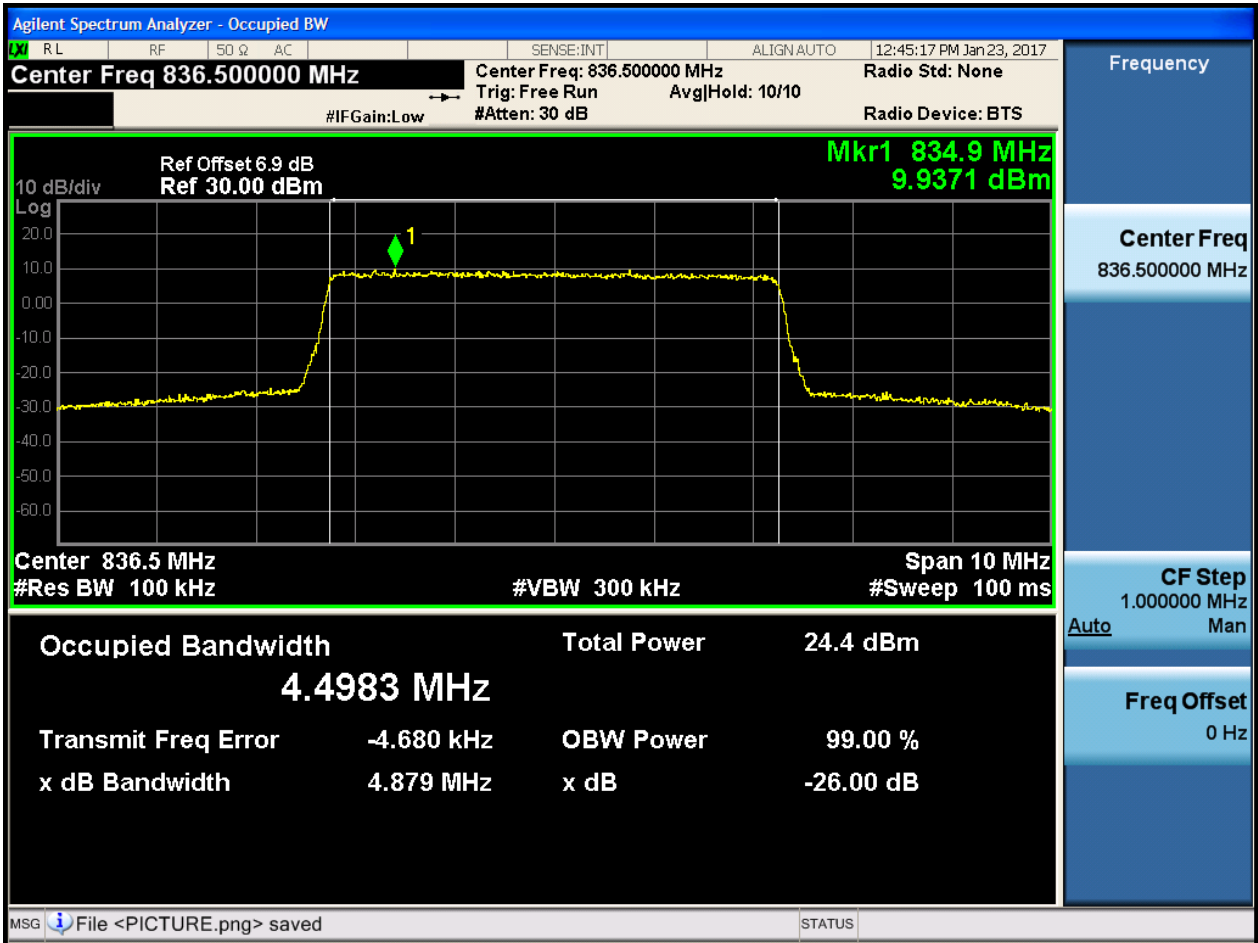
4.1.1.1.3.1.1 Test RB = RB25#0





4.1.1.1.3.2 Test Channel = MCH

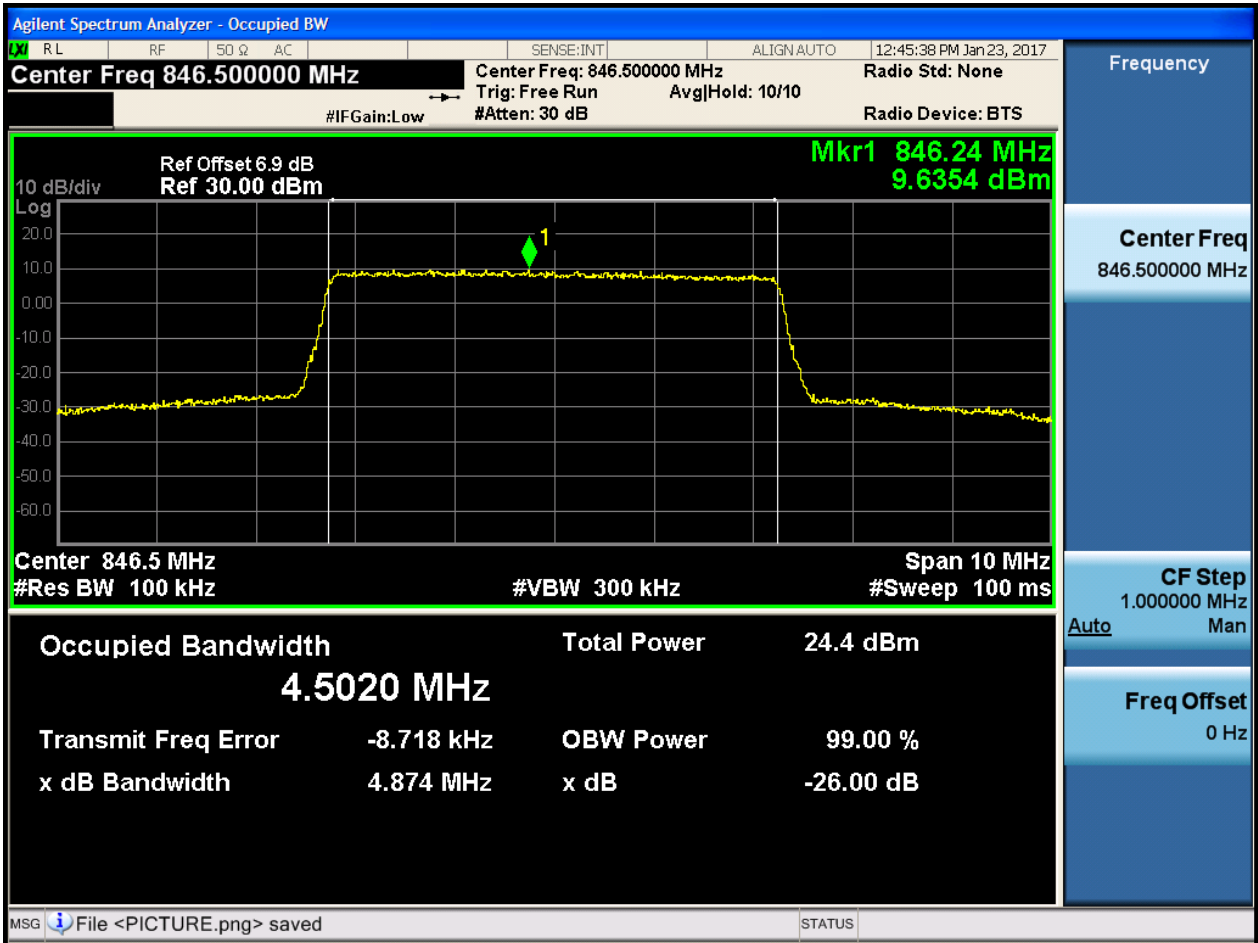
4.1.1.1.3.2.1 Test RB = RB25#0





4.1.1.1.3.3 Test Channel = HCH

4.1.1.1.3.3.1 Test RB = RB25#0

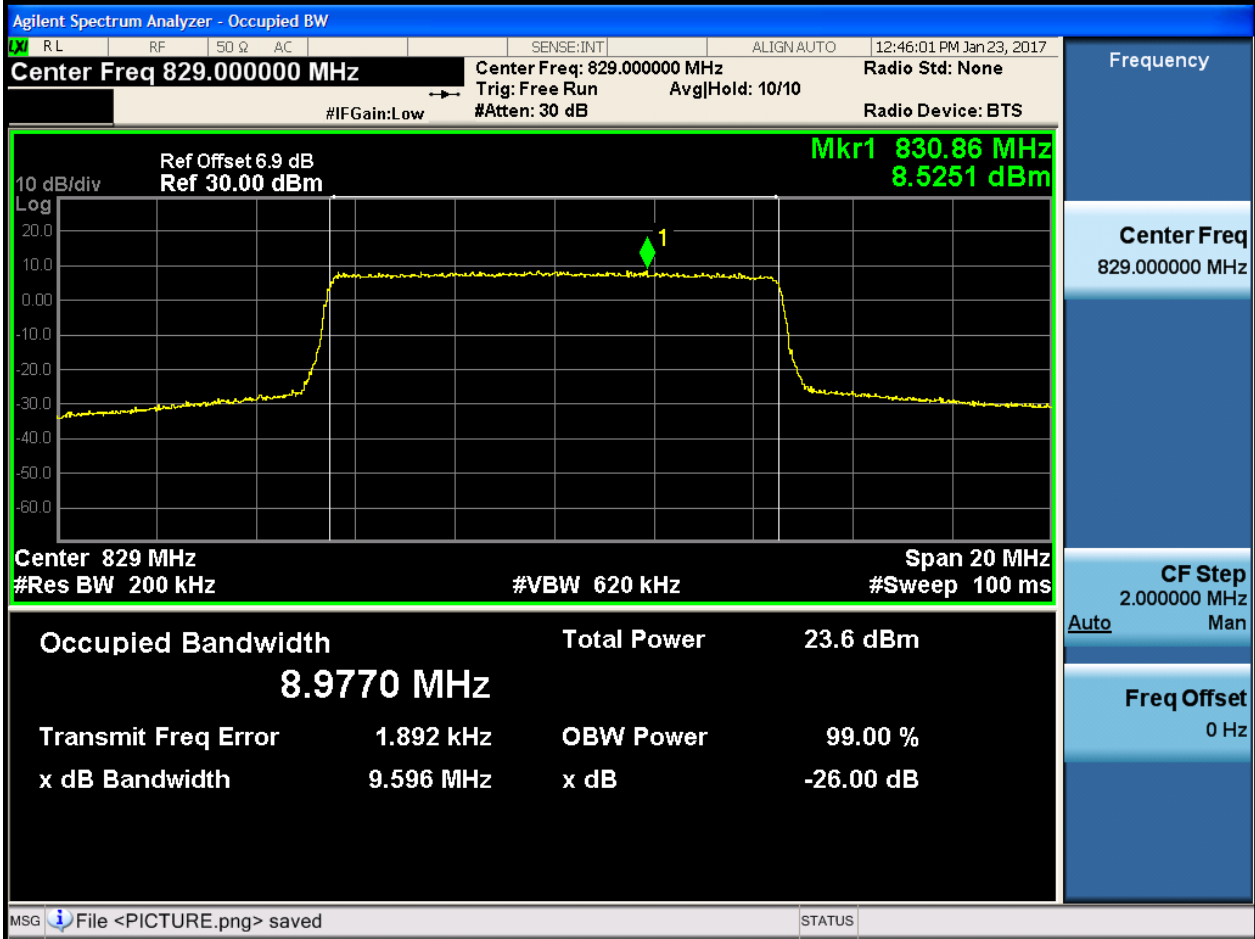




4.1.1.1.4 Test Bandwidth = 10

4.1.1.1.4.1 Test Channel = LCH

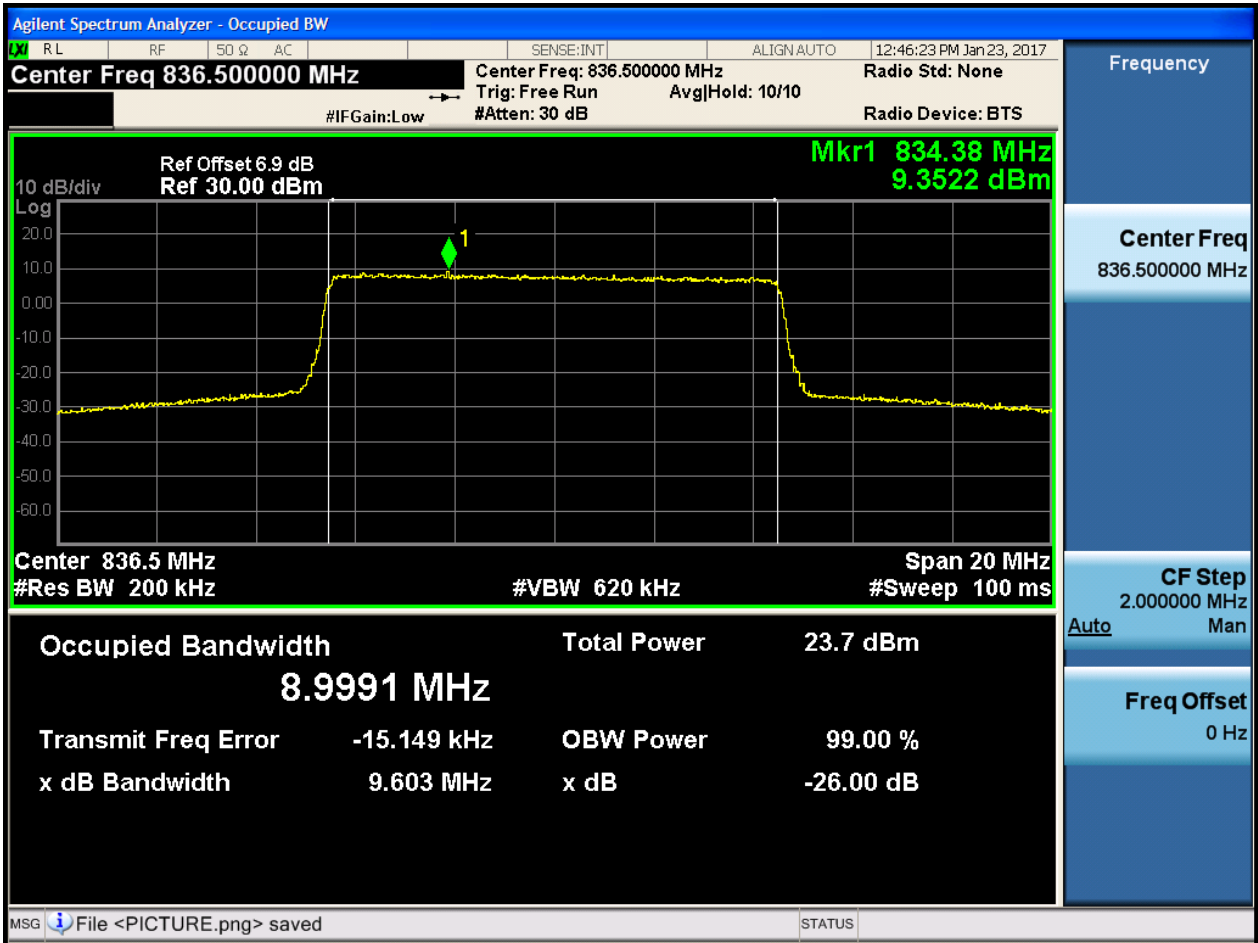
4.1.1.1.4.1.1 Test RB = RB50#0





4.1.1.1.4.2 Test Channel = MCH

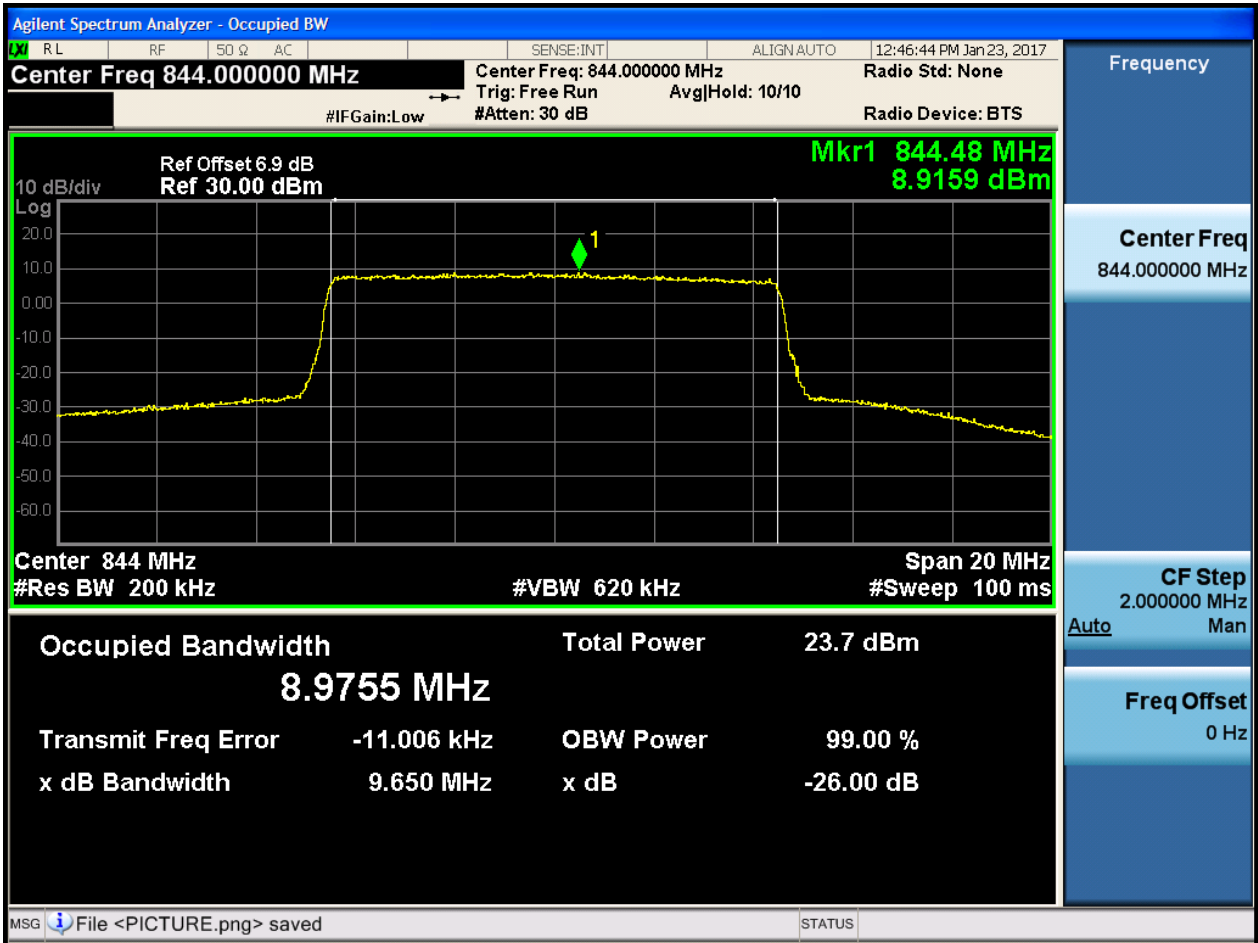
4.1.1.1.4.2.1 Test RB = RB50#0





4.1.1.1.4.3 Test Channel = HCH

4.1.1.1.4.3.1 Test RB = RB50#0



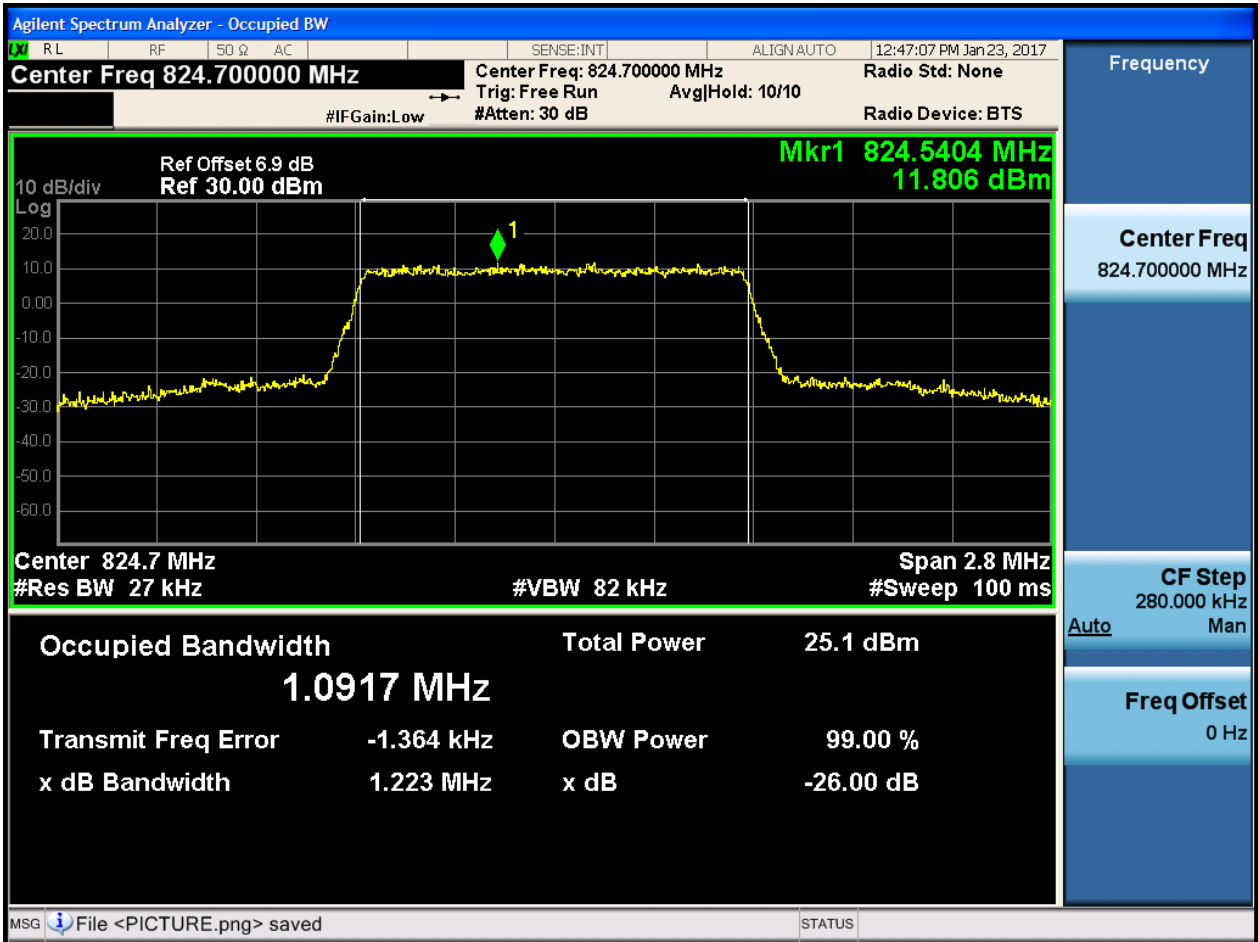


4.1.1.2 Test Mode = LTE/TM2

4.1.1.2.1 Test Bandwidth = 1.4

4.1.1.2.1.1 Test Channel = LCH

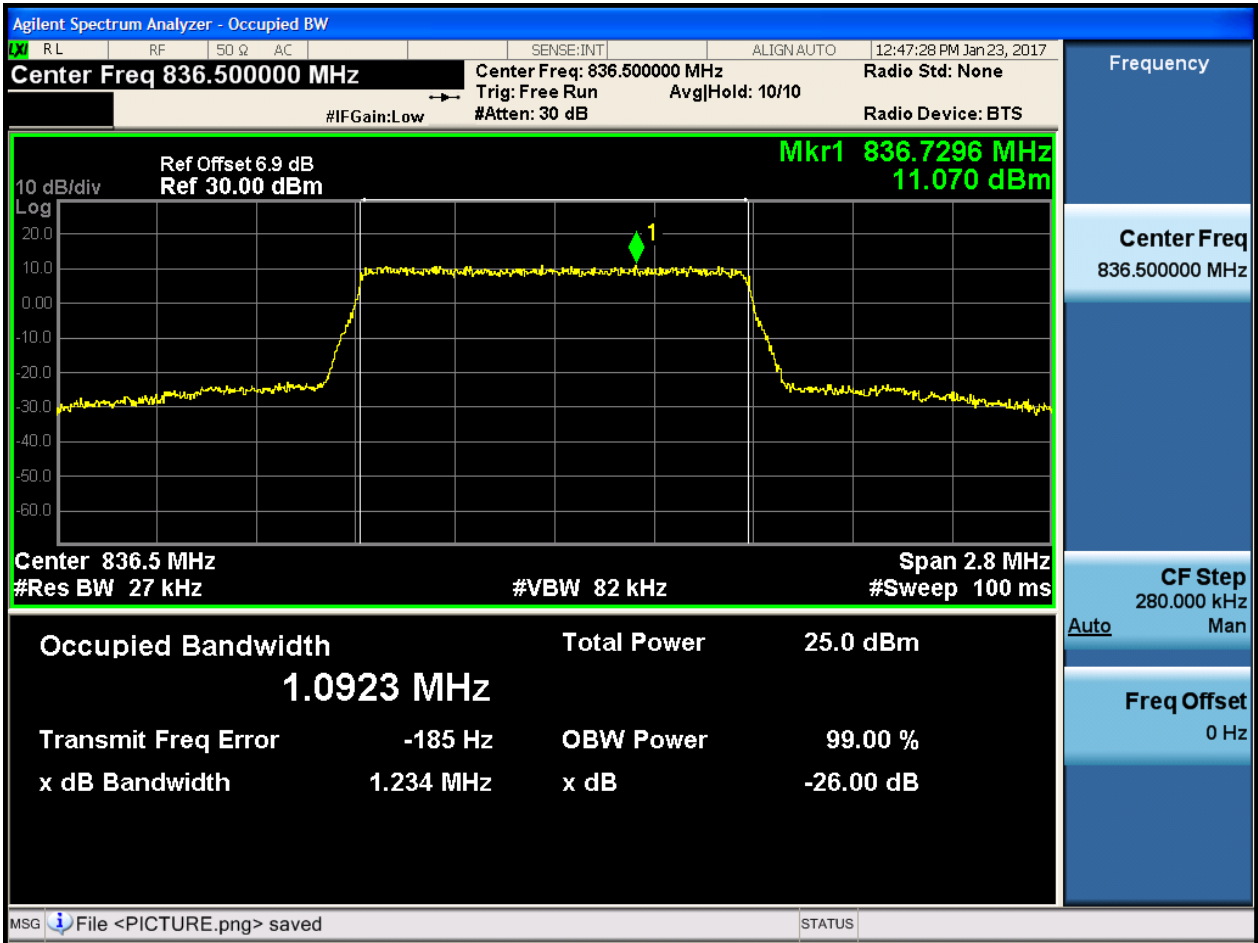
4.1.1.2.1.1.1 Test RB = RB6#0





4.1.1.2.1.2 Test Channel = MCH

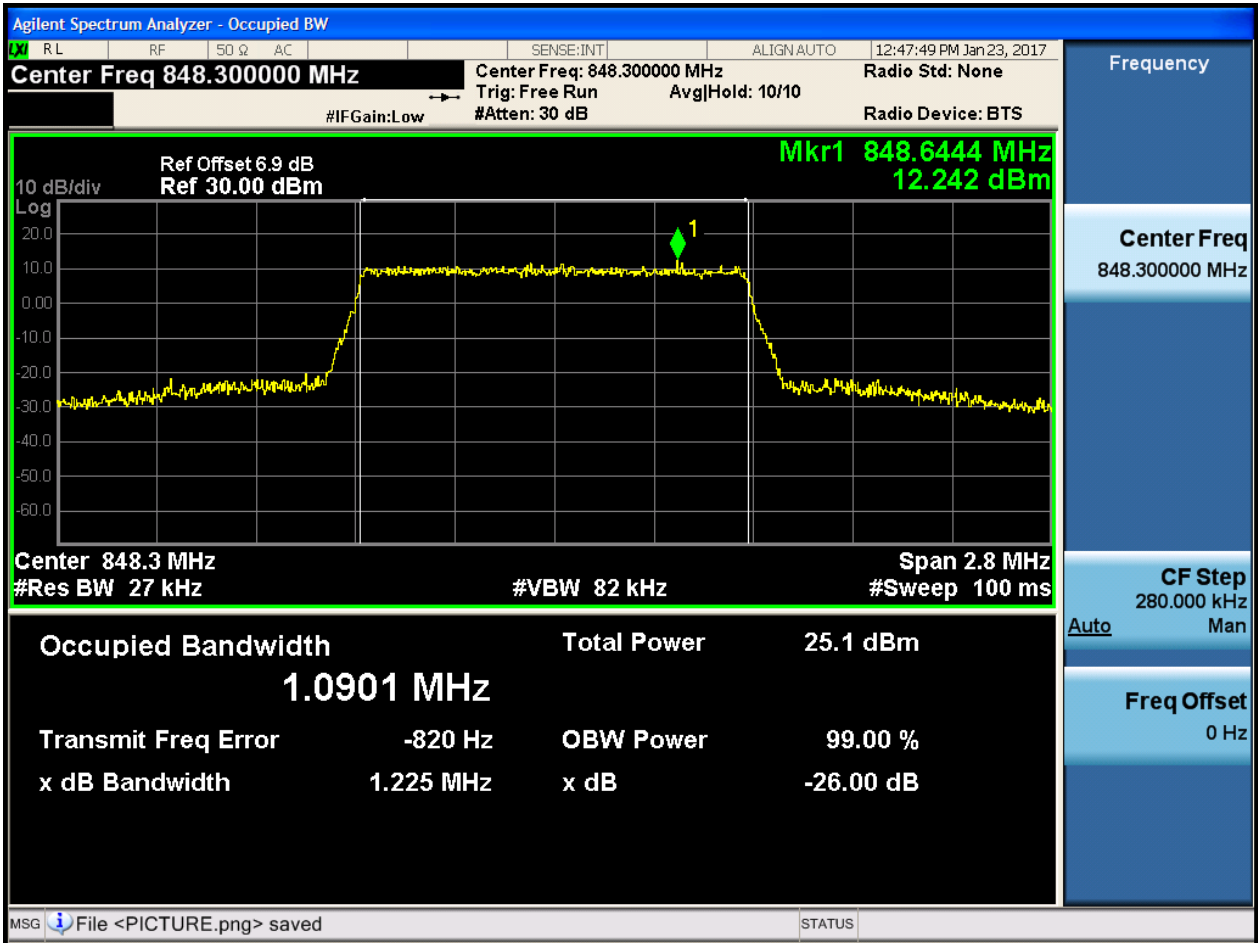
4.1.1.2.1.2.1 Test RB = RB6#0





4.1.1.2.1.3 Test Channel = HCH

4.1.1.2.1.3.1 Test RB = RB6#0

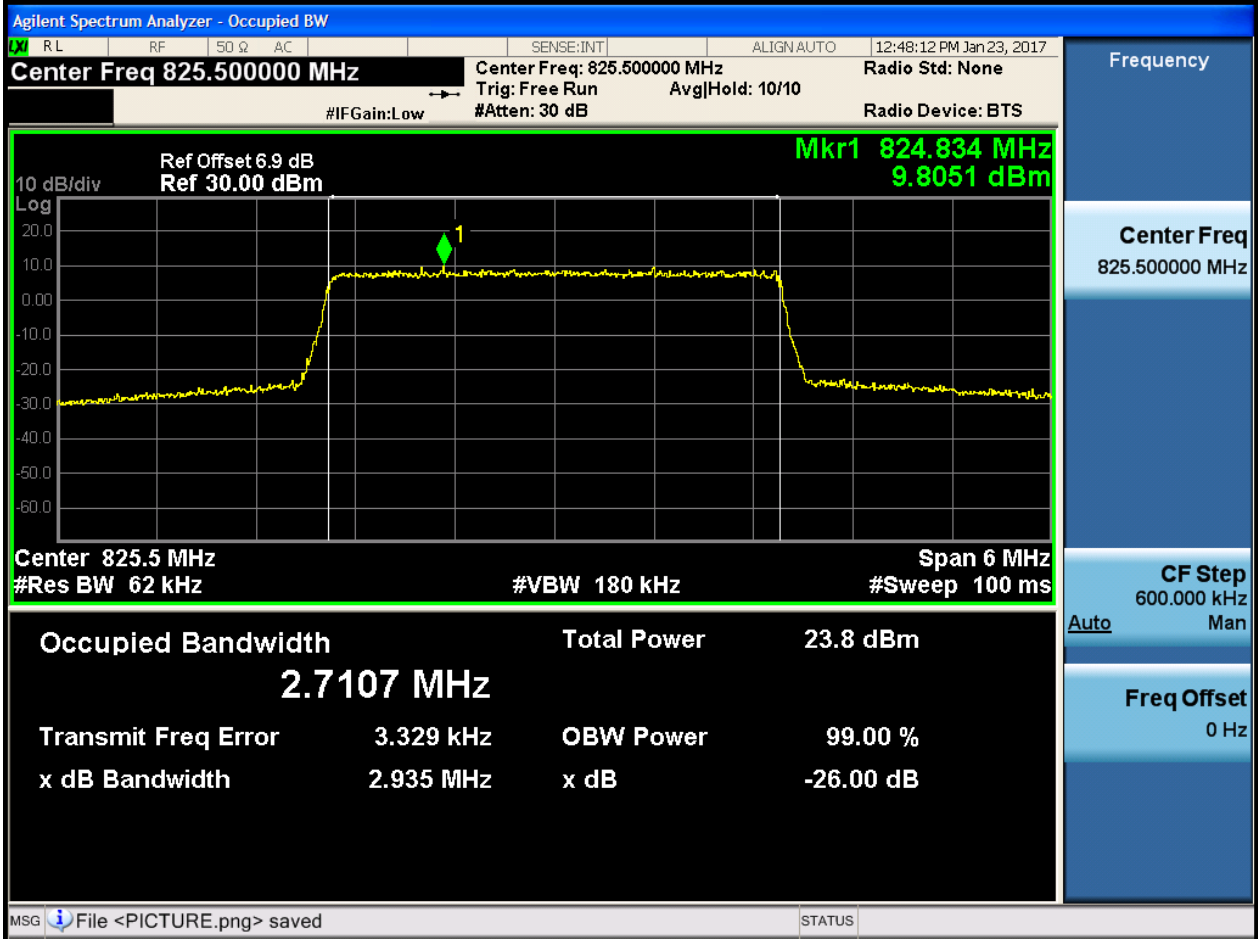




4.1.1.2.2 Test Bandwidth = 3

4.1.1.2.2.1 Test Channel = LCH

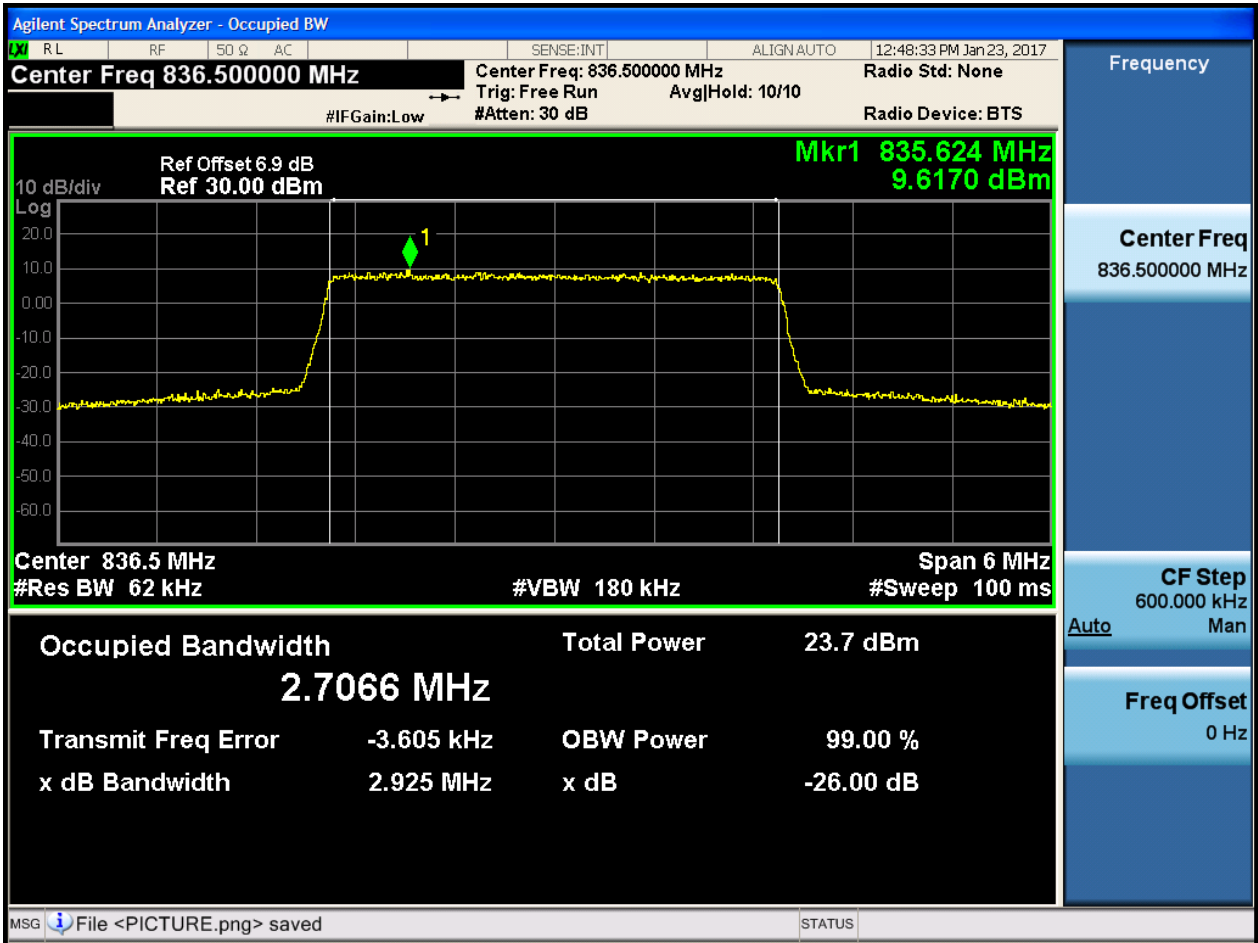
4.1.1.2.2.1.1 Test RB = RB15#0





4.1.1.2.2.2 Test Channel = MCH

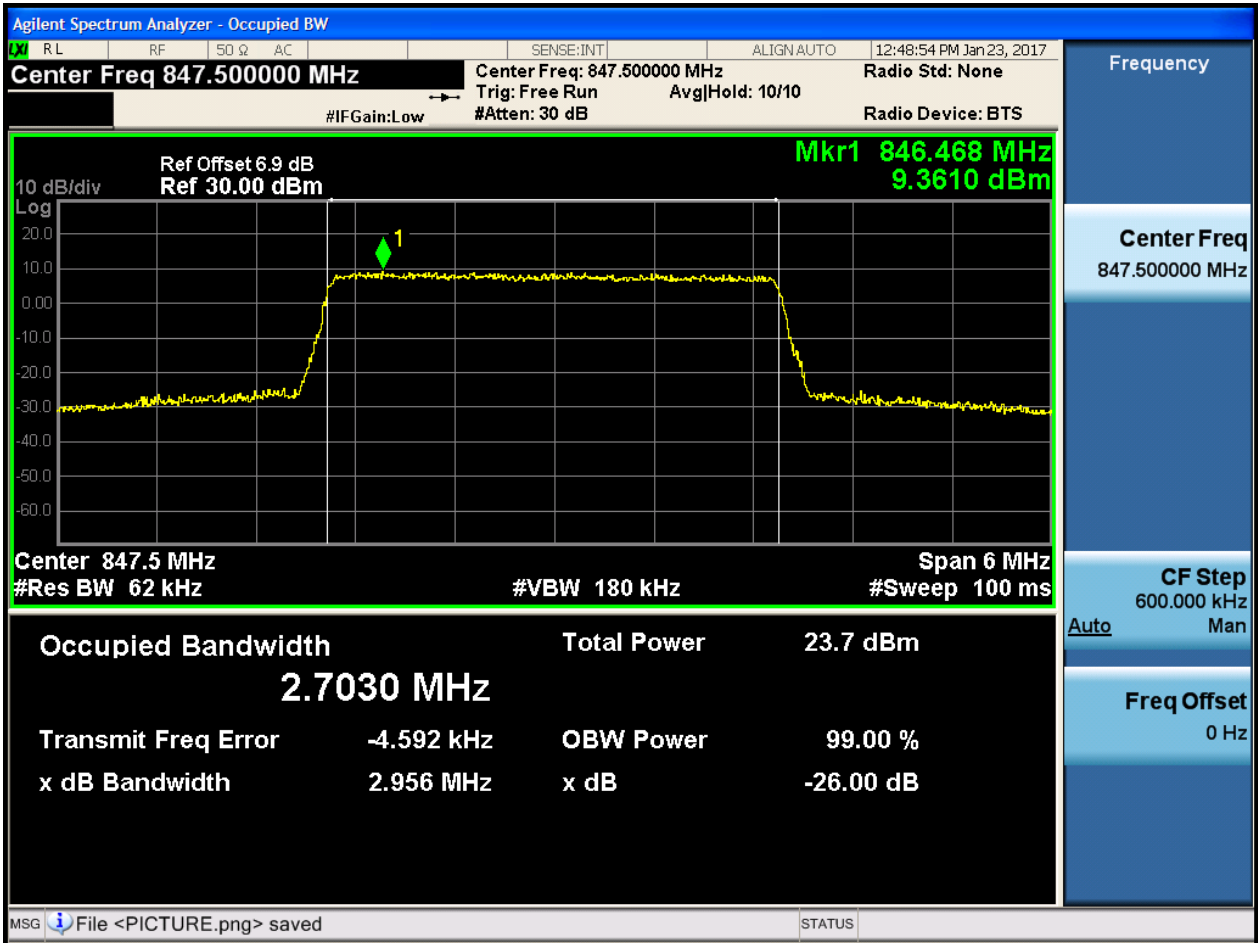
4.1.1.2.2.2.1 Test RB = RB15#0





4.1.1.2.2.3 Test Channel = HCH

4.1.1.2.2.3.1 Test RB = RB15#0

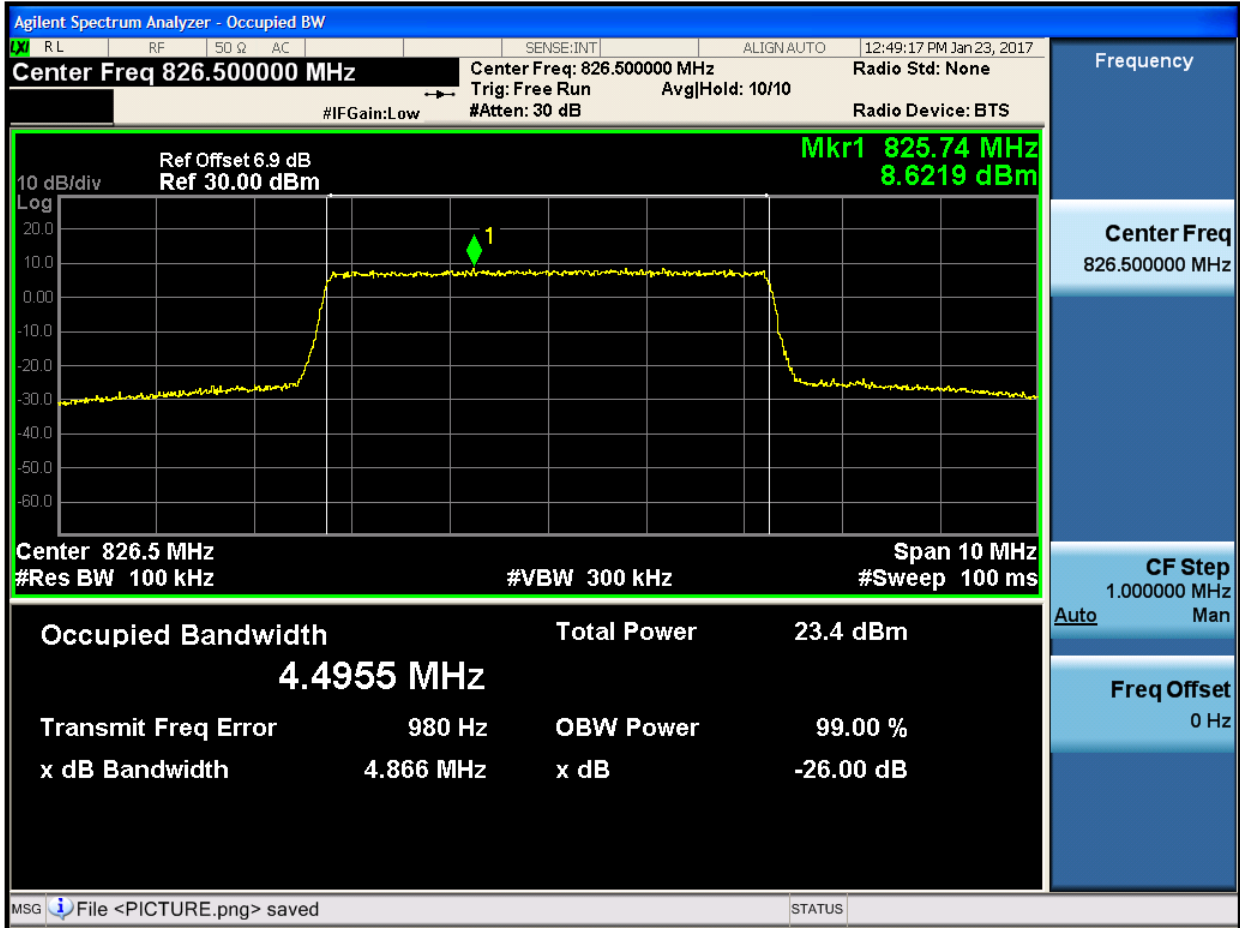




4.1.1.2.3 Test Bandwidth = 5

4.1.1.2.3.1 Test Channel = LCH

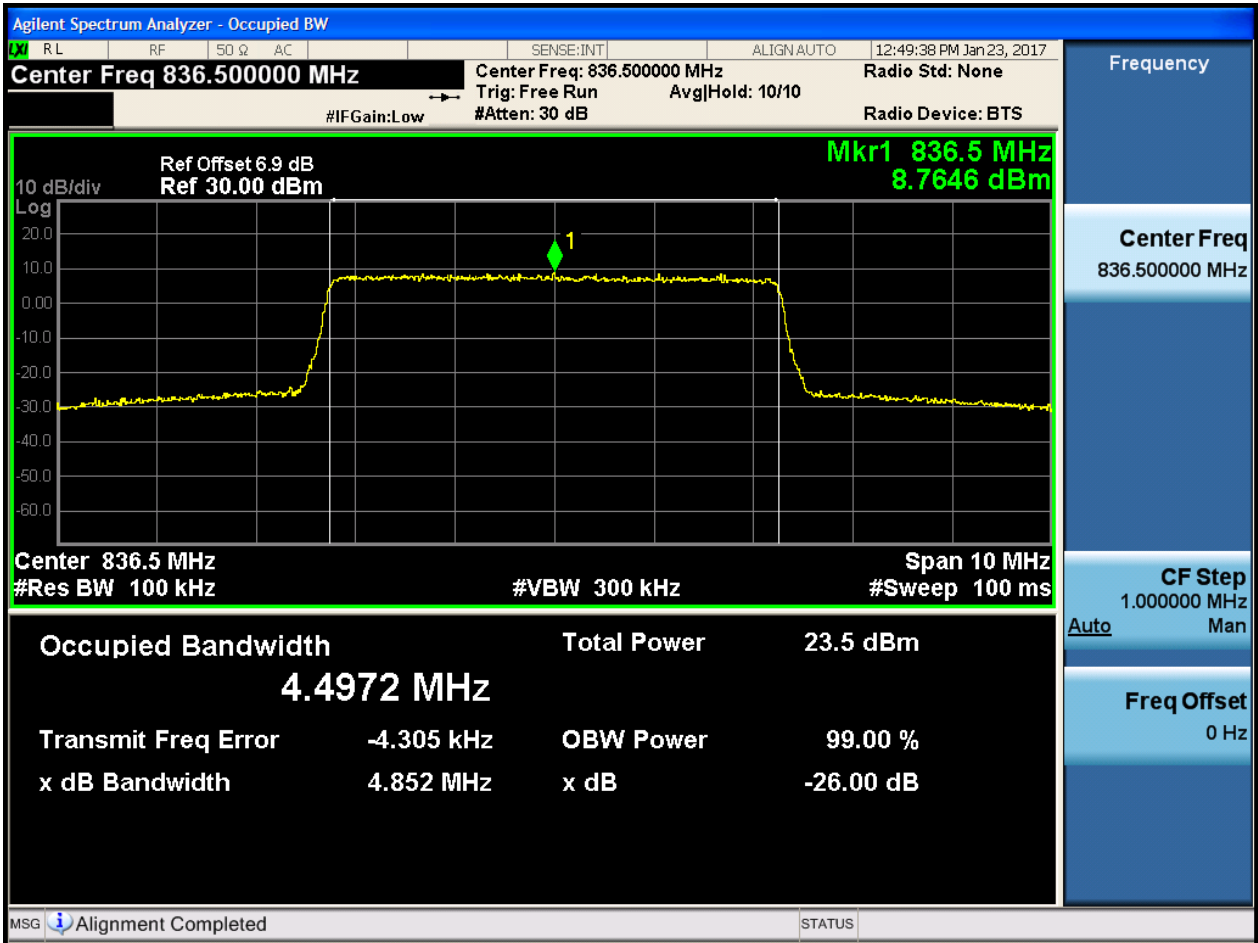
4.1.1.2.3.1.1 Test RB = RB25#0





4.1.1.2.3.2 Test Channel = MCH

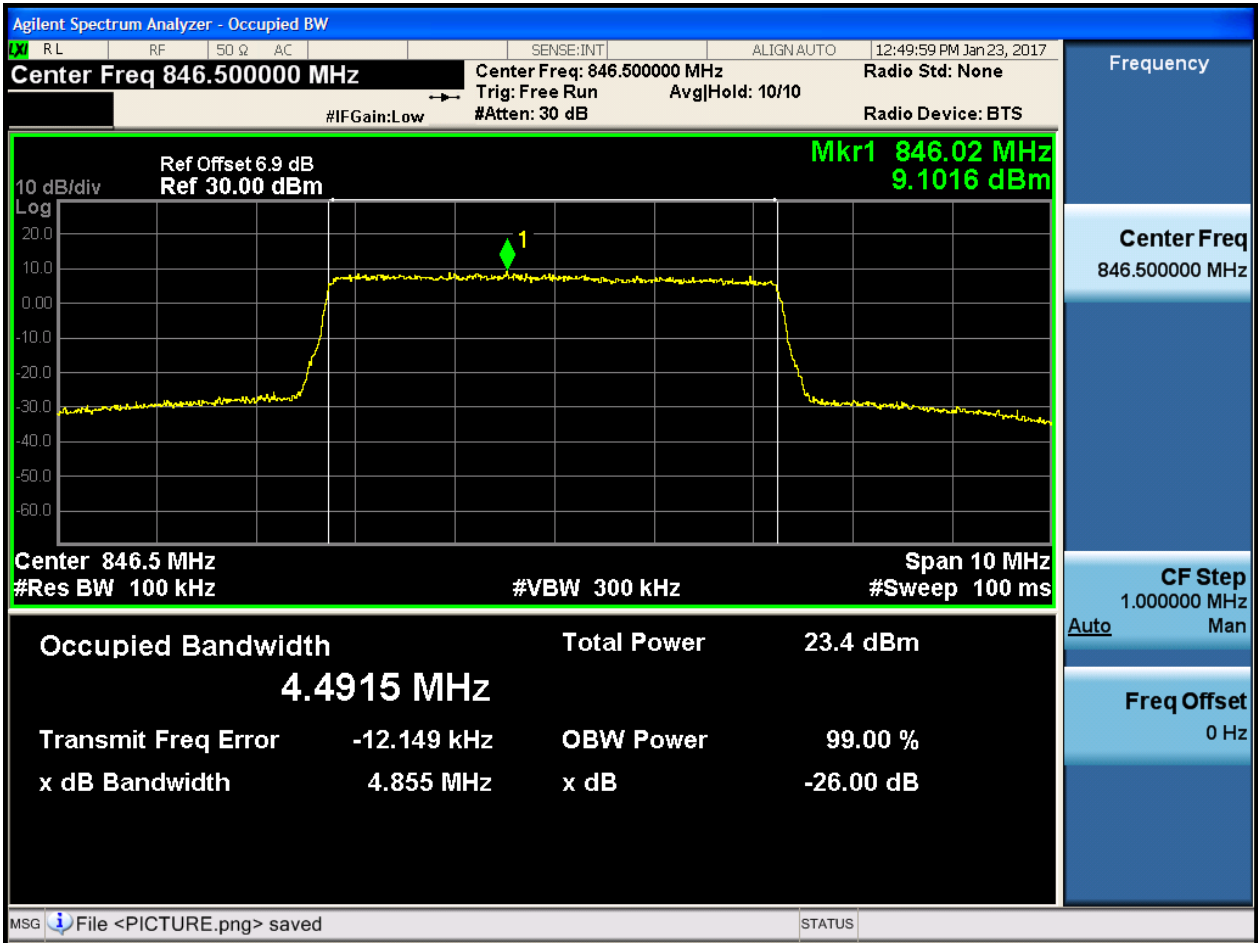
4.1.1.2.3.2.1 Test RB = RB25#0





4.1.1.2.3.3 Test Channel = HCH

4.1.1.2.3.3.1 Test RB = RB25#0

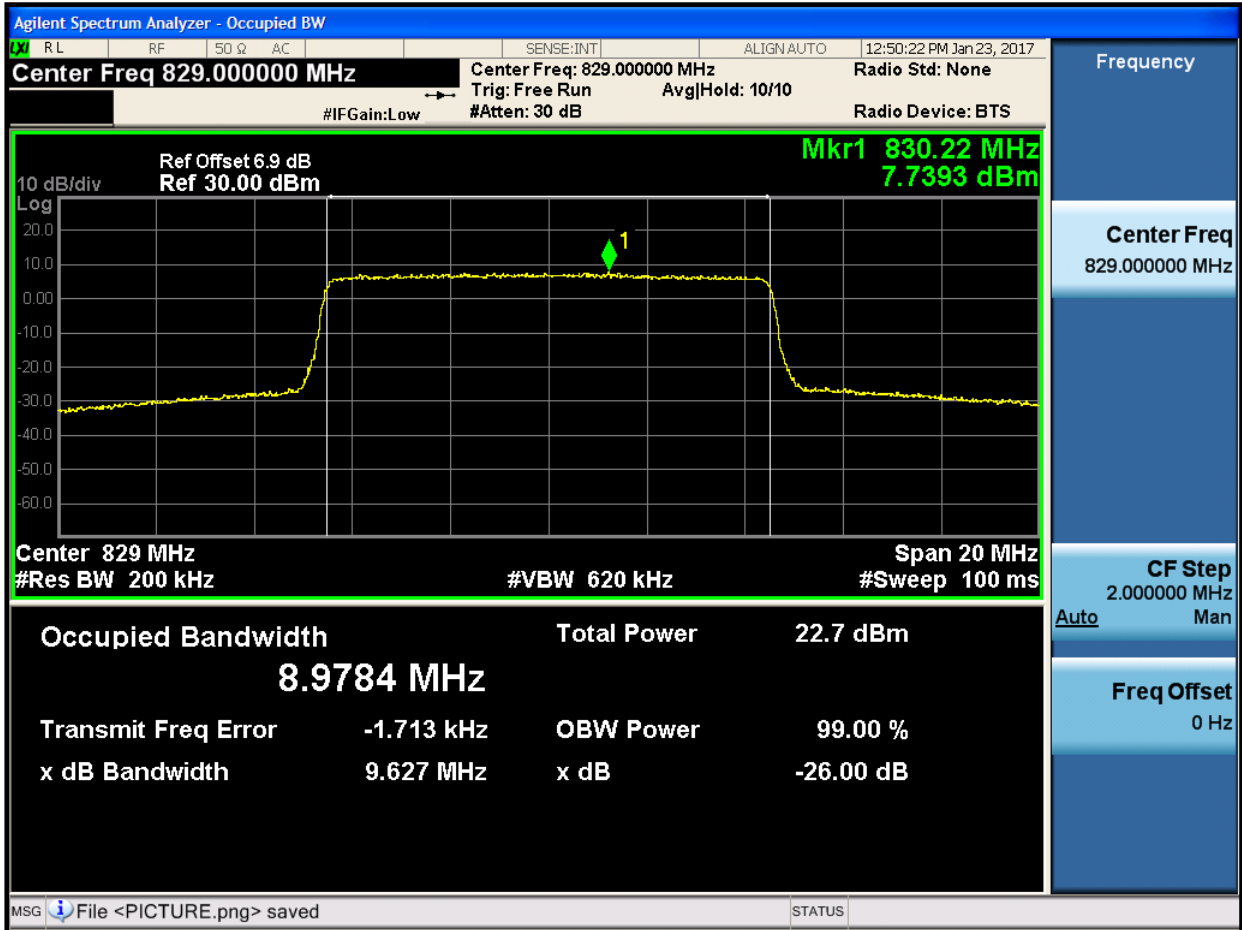




4.1.1.2.4 Test Bandwidth = 10

4.1.1.2.4.1 Test Channel = LCH

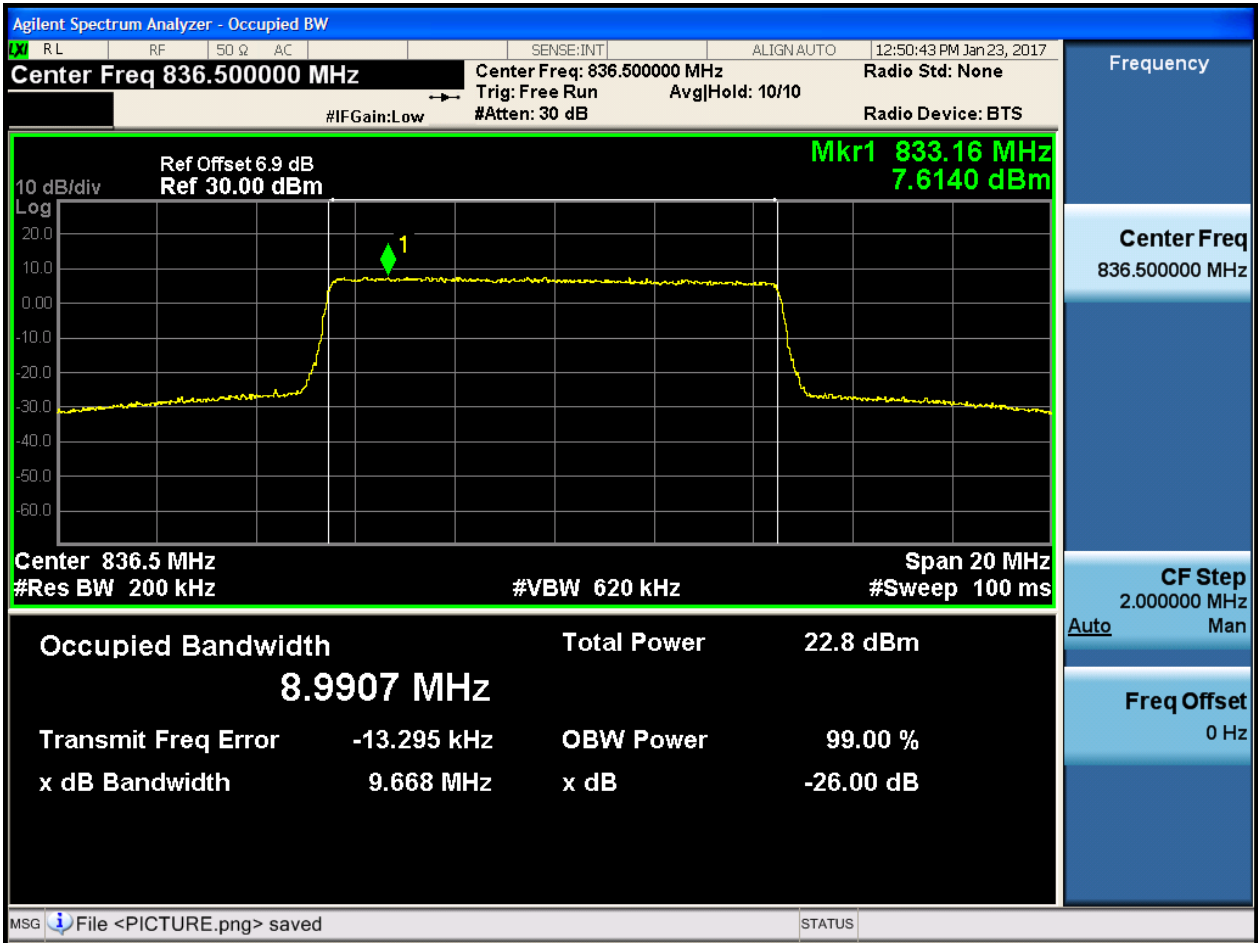
4.1.1.2.4.1.1 Test RB = RB50#0





4.1.1.2.4.2 Test Channel = MCH

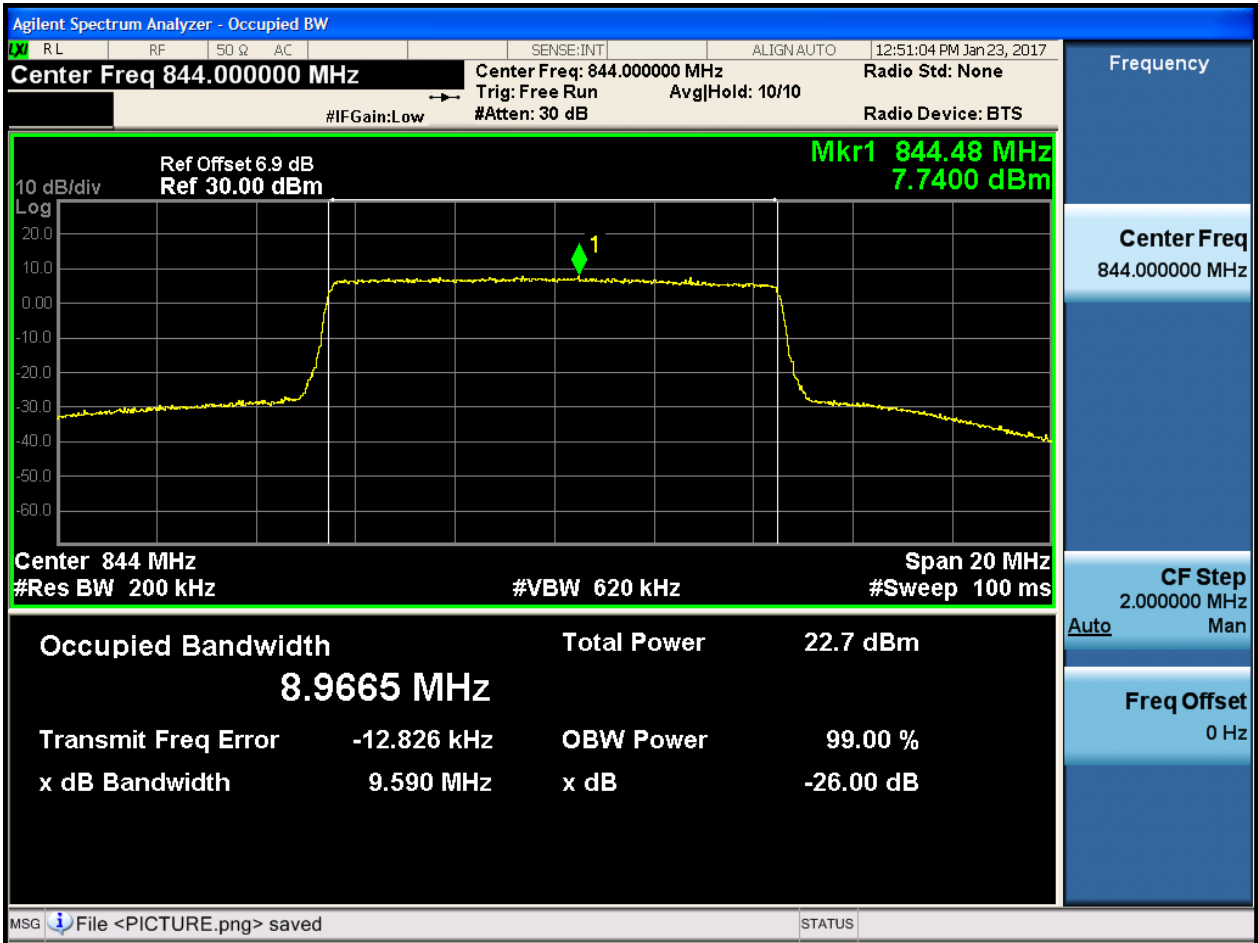
4.1.1.2.4.2.1 Test RB = RB50#0





4.1.1.2.4.3 Test Channel = HCH

4.1.1.2.4.3.1 Test RB = RB50#0





5Appendix_E: Band Edges Compliance

Part I - Test Plots

5.1 For LTE

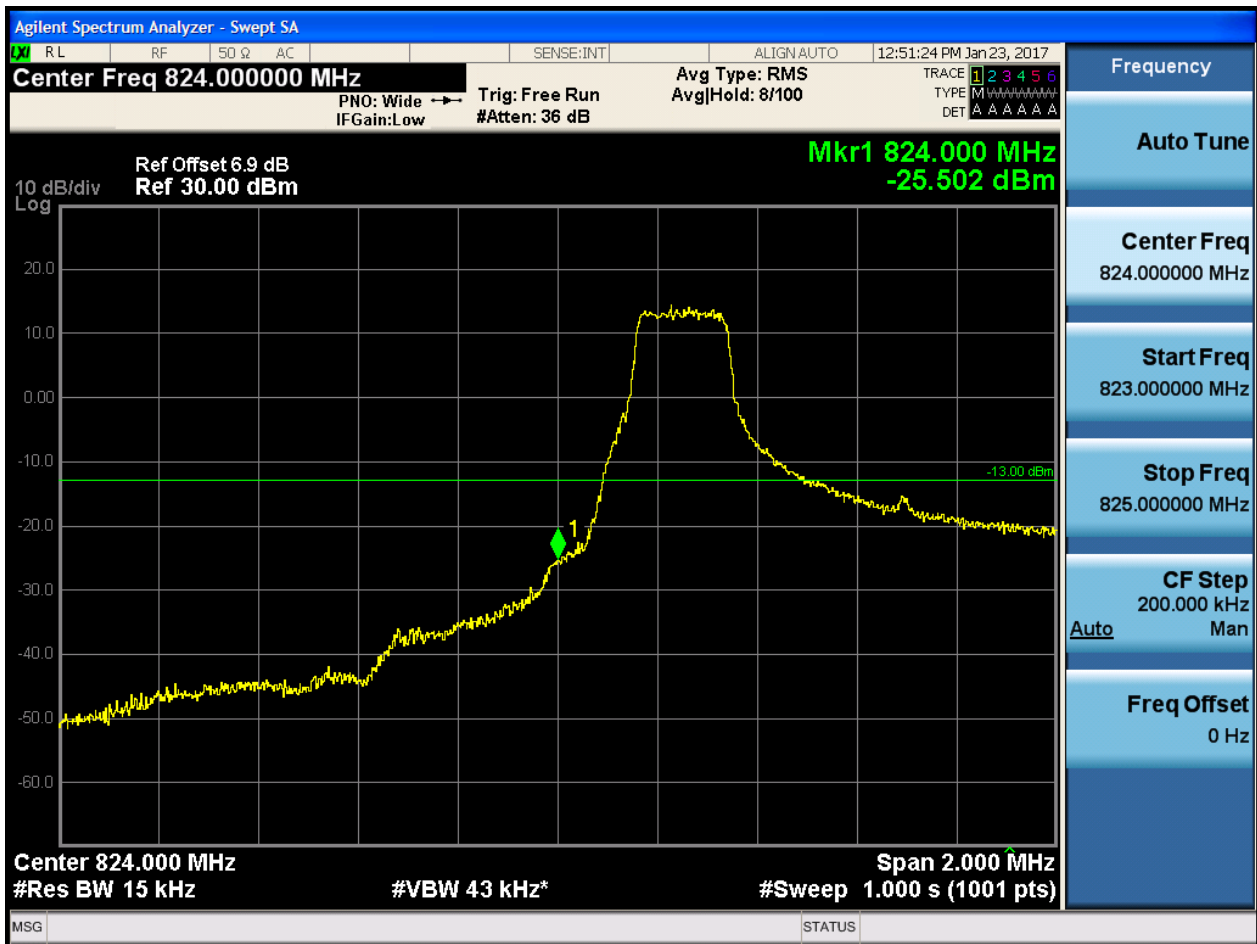
5.1.1 Test Band = BAND5

5.1.1.1 Test Mode = LTE/TM1

5.1.1.1.1 Test Bandwidth = 1.4

5.1.1.1.1.1 Test Channel = LCH

5.1.1.1.1.1.1 Test RB = RB1#0



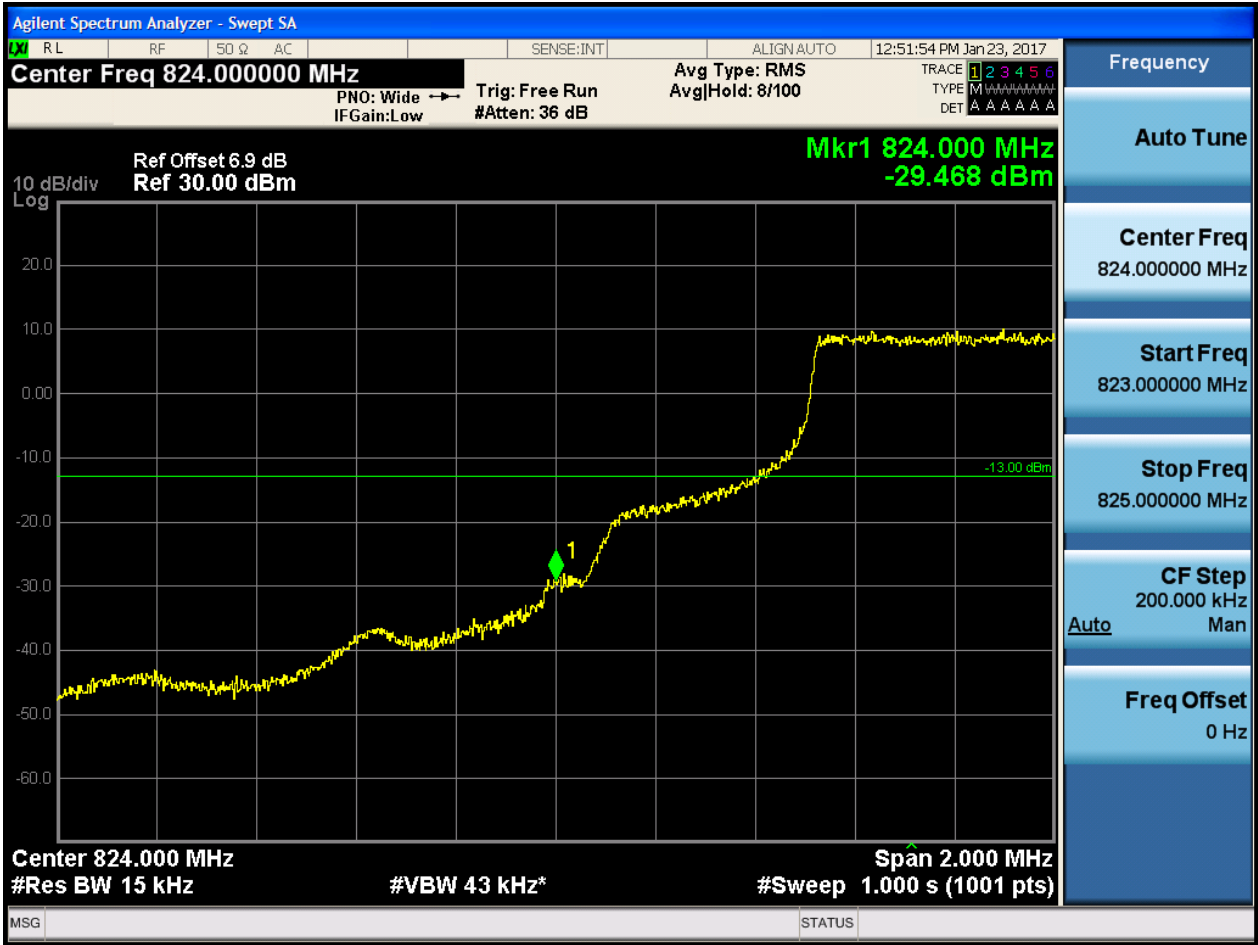


5.1.1.1.1.2 Test RB = RB1#5



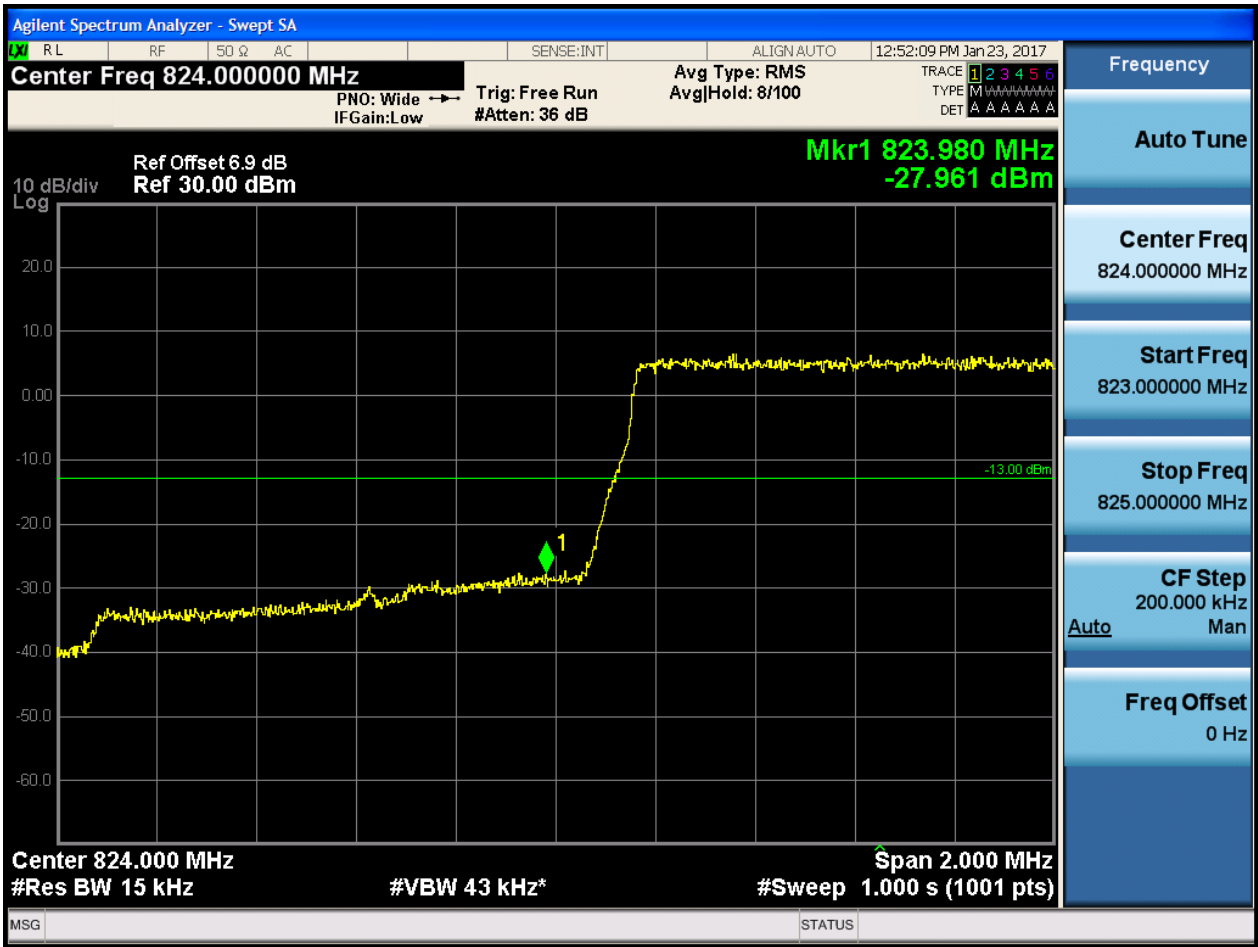


5.1.1.1.1.3 Test RB = RB3#2





5.1.1.1.1.4 Test RB = RB6#0





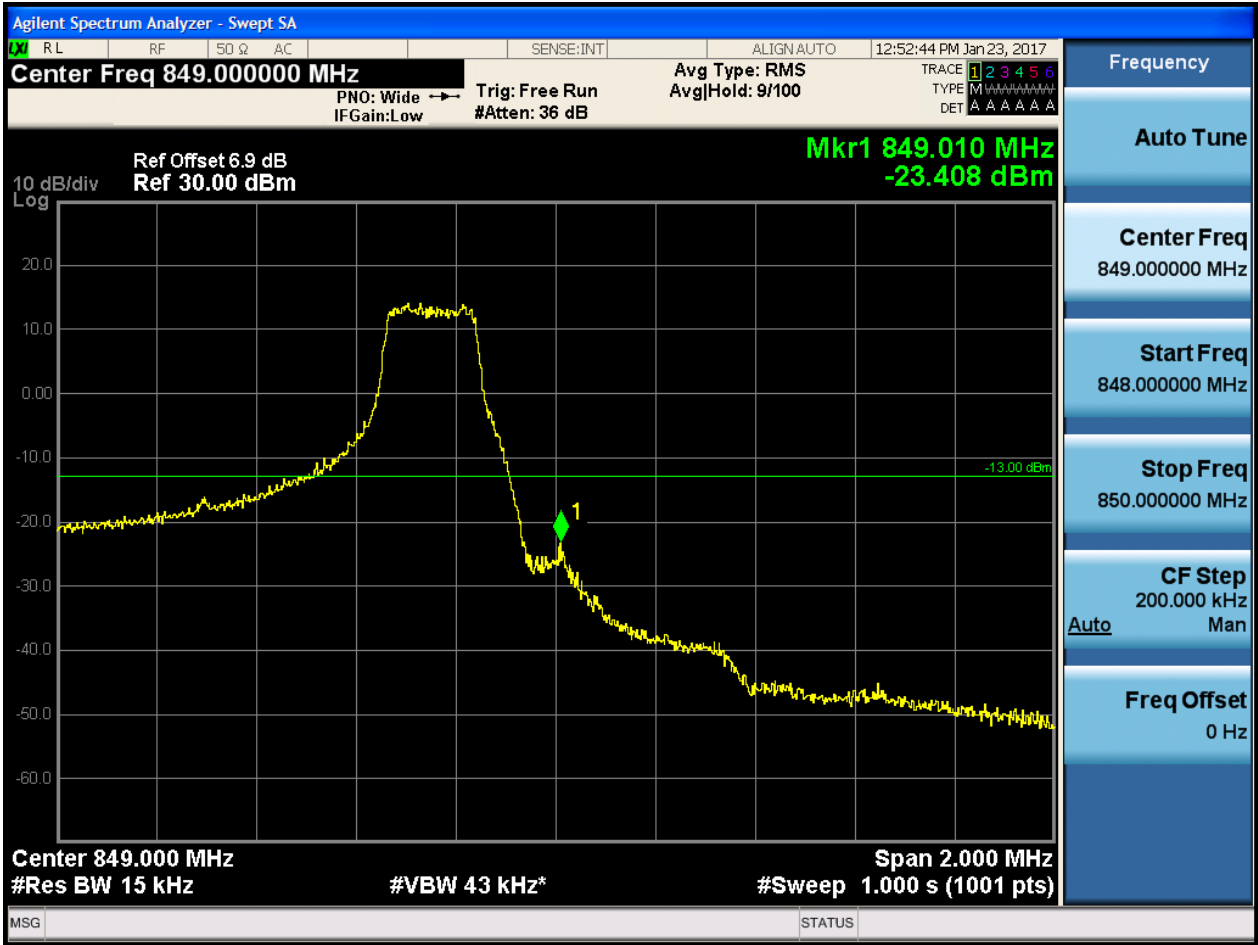
5.1.1.1.1.2 Test Channel = HCH

5.1.1.1.1.2.1 Test RB = RB1#0





5.1.1.1.1.2.2 Test RB = RB1#5



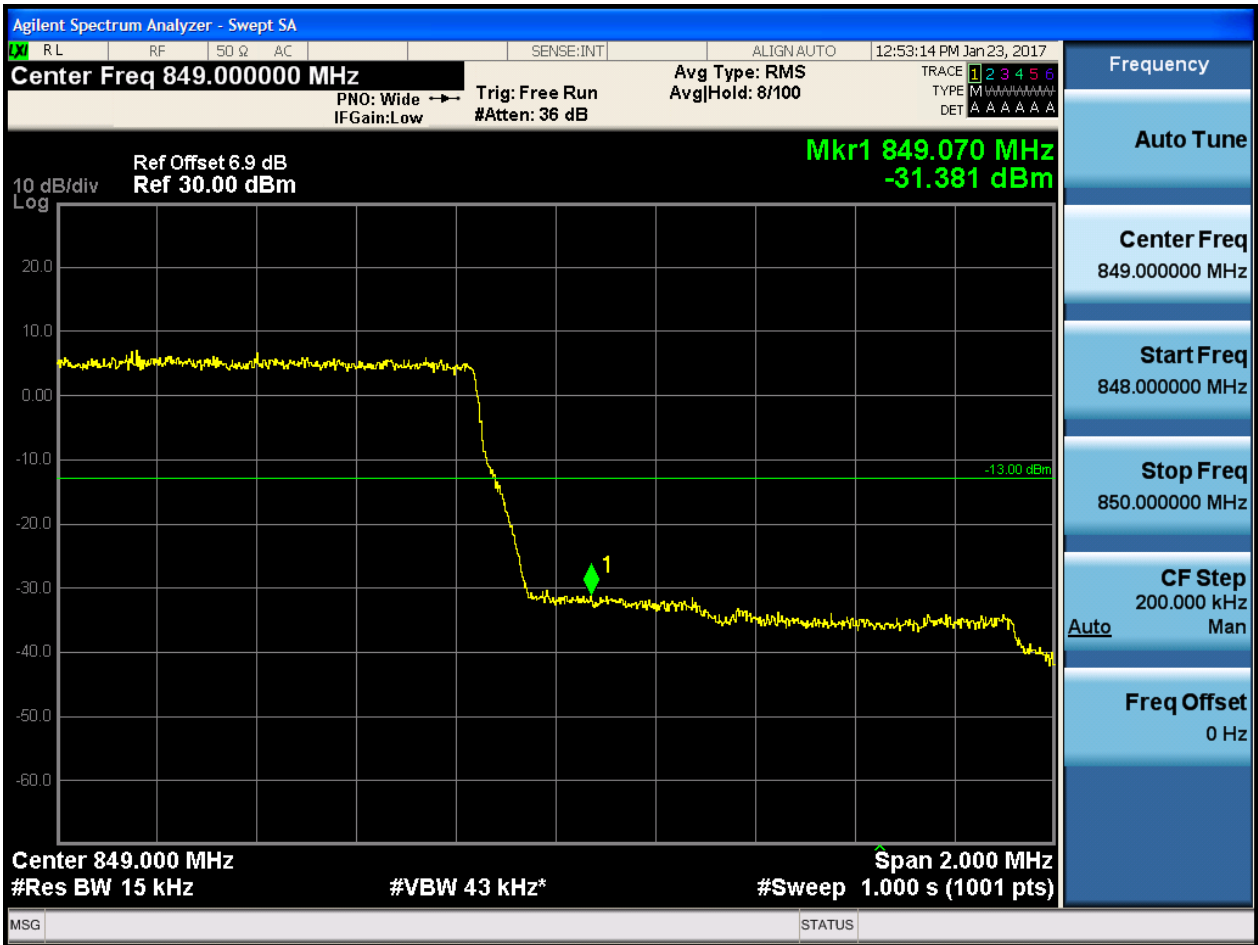


5.1.1.1.1.2.3 Test RB = RB3#2





5.1.1.1.2.4 Test RB = RB6#0

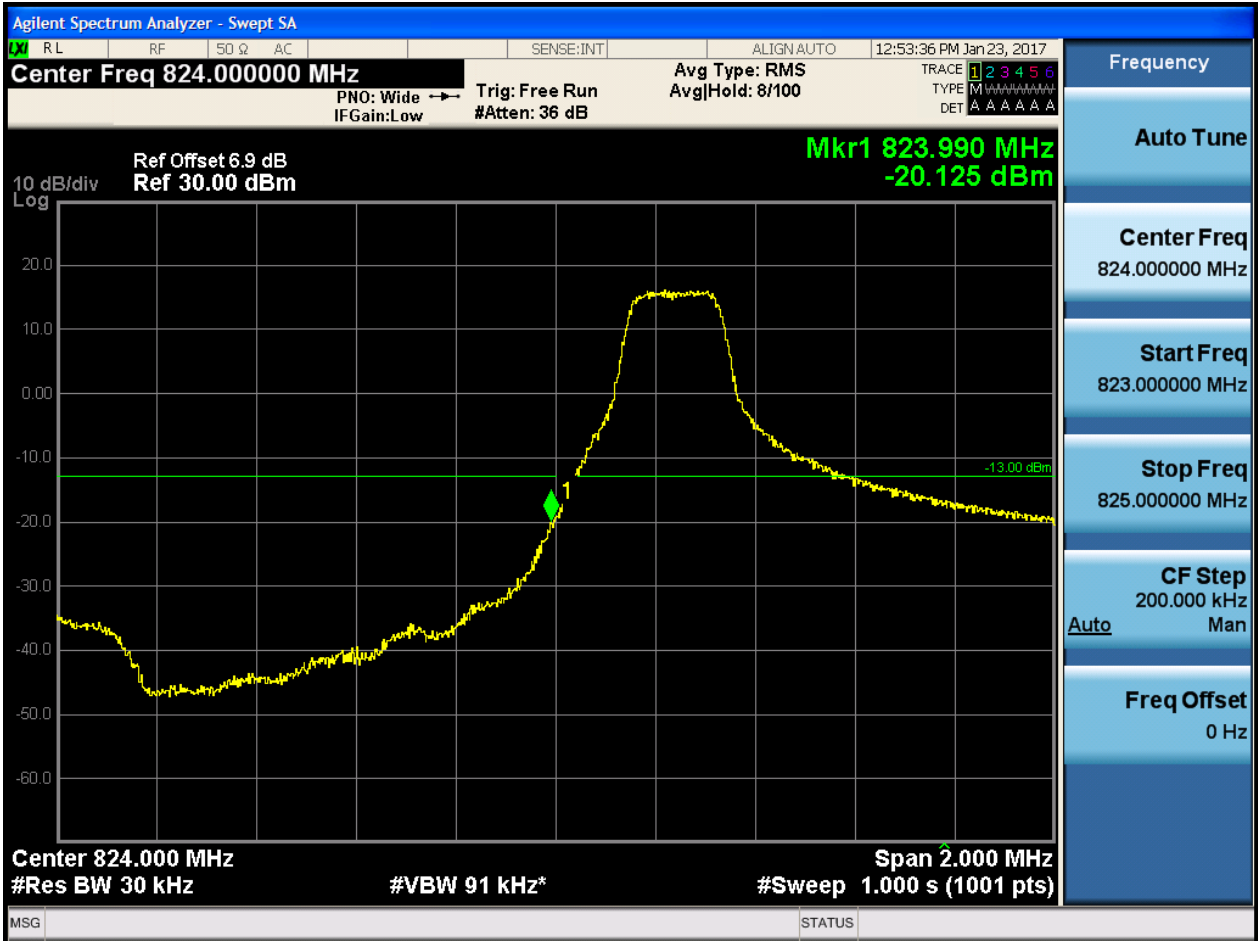




5.1.1.1.2 Test Bandwidth = 3

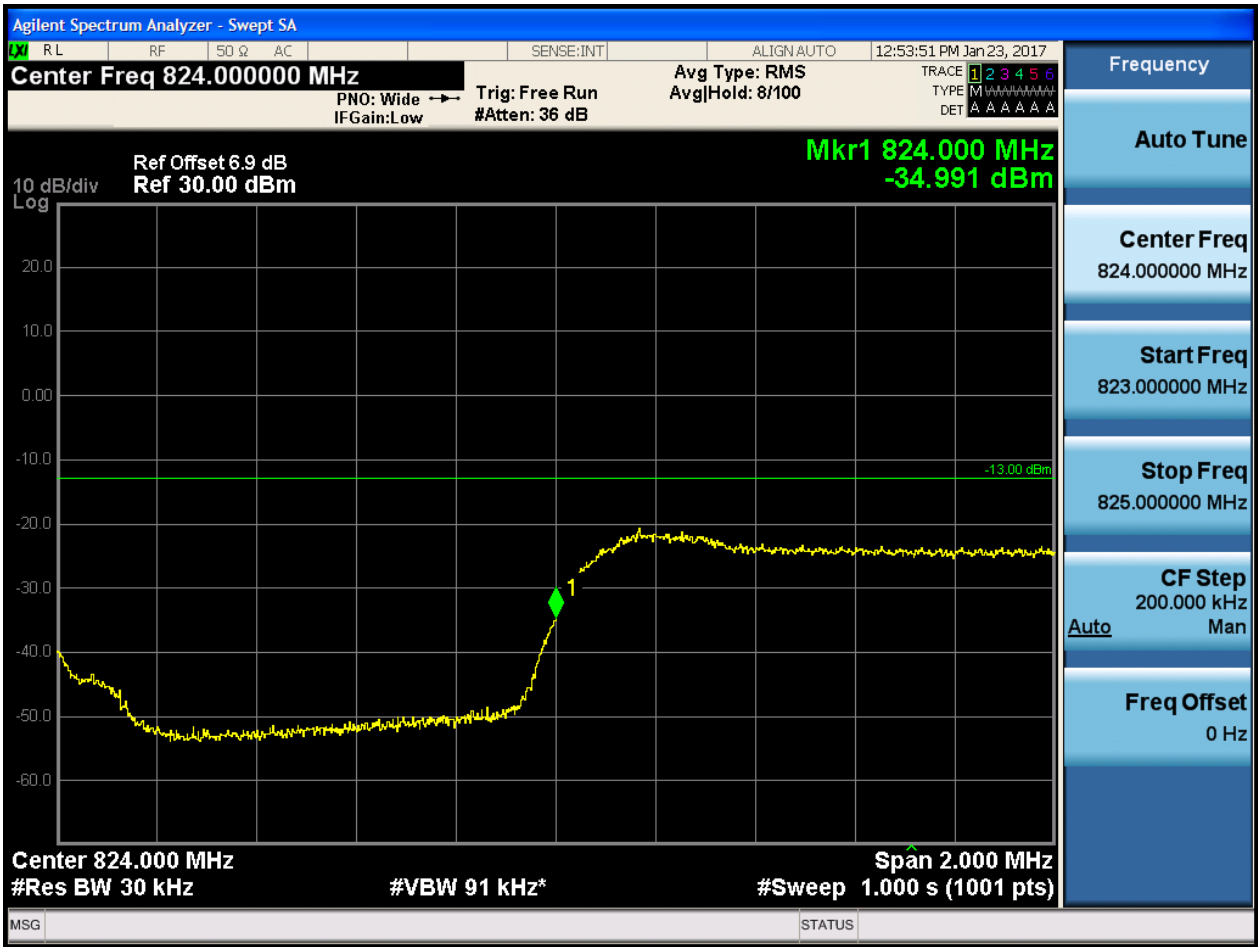
5.1.1.1.2.1 Test Channel = LCH

5.1.1.1.2.1.1 Test RB = RB1#0



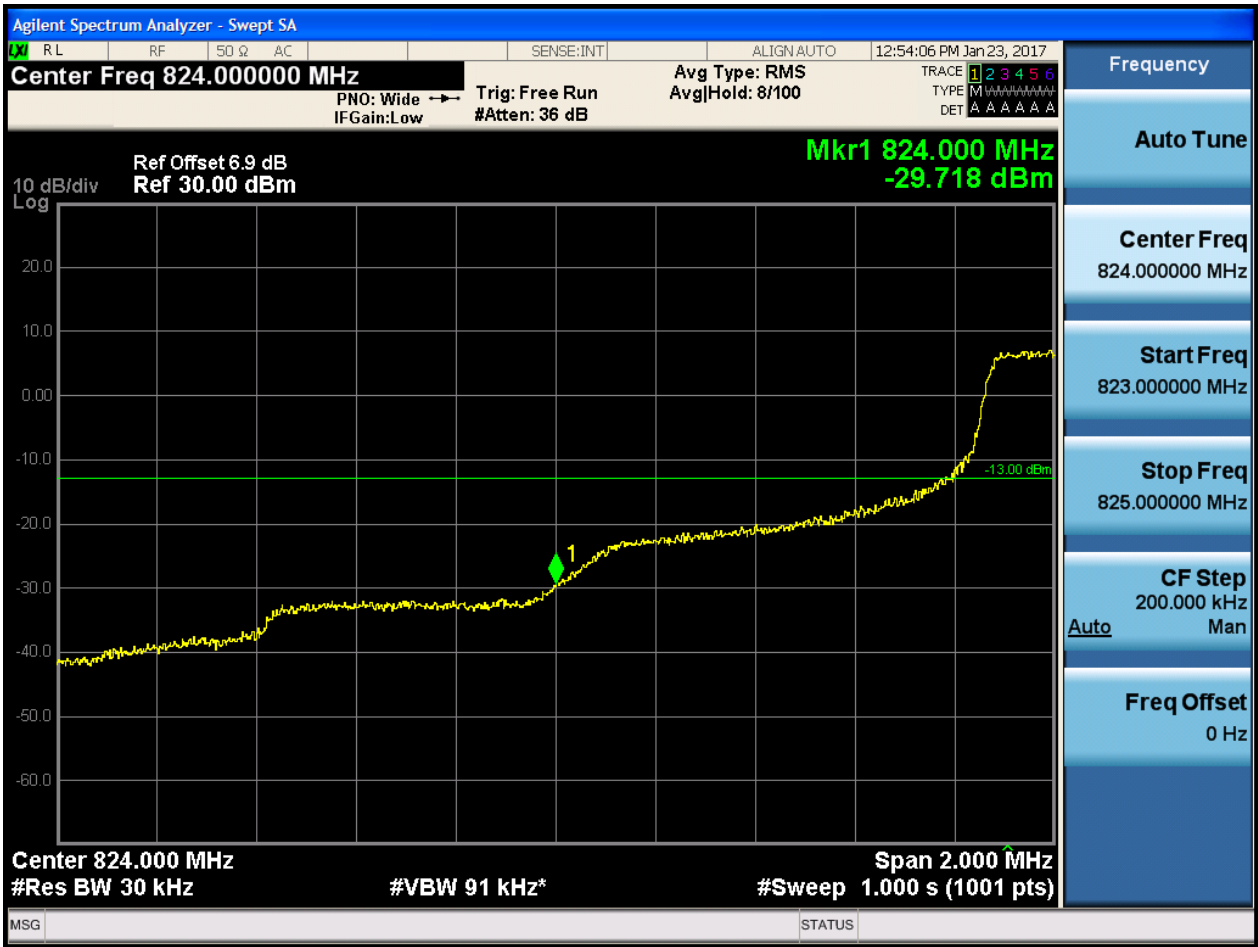


5.1.1.1.2.1.2 Test RB = RB1#14



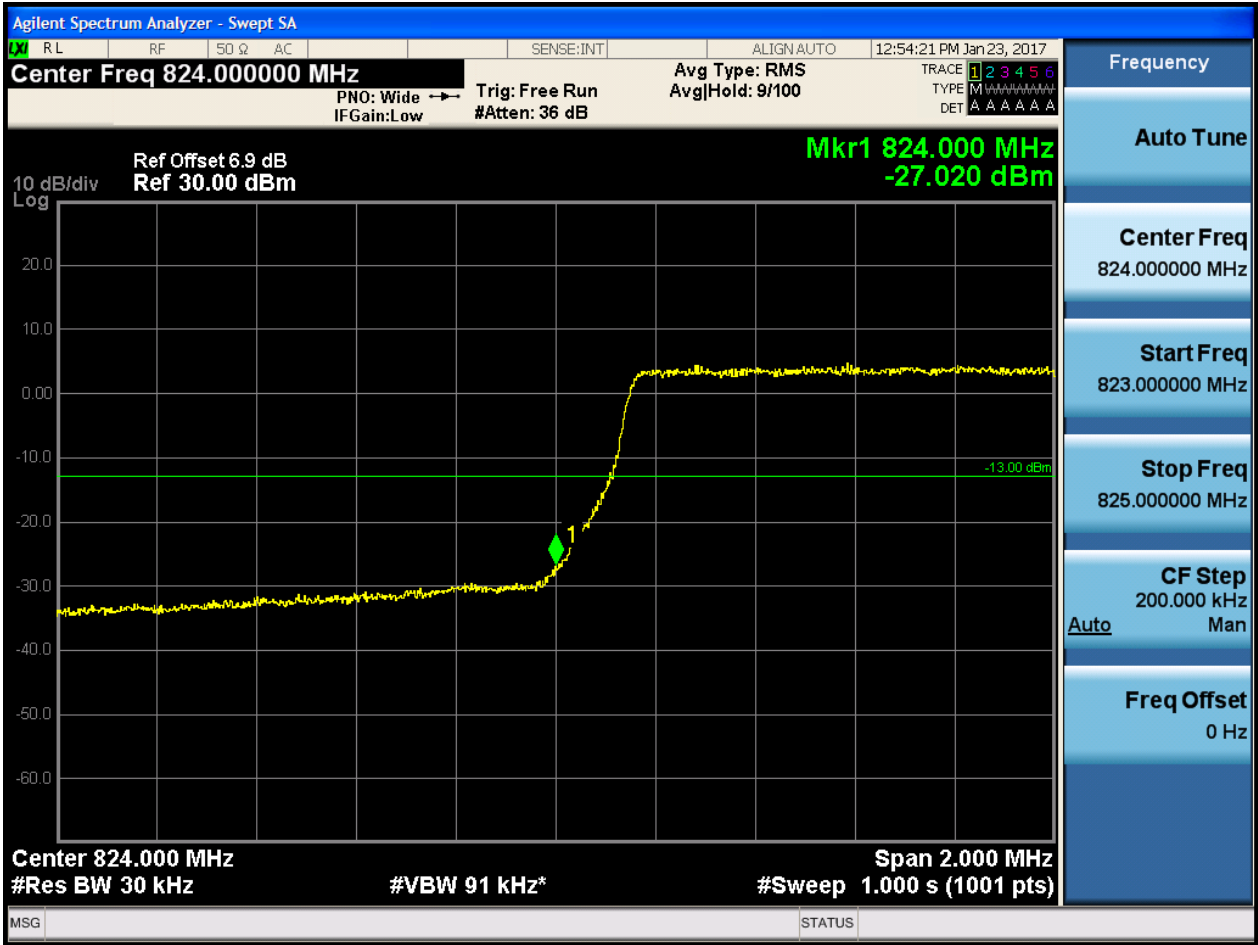


5.1.1.1.2.1.3 Test RB = RB8#4





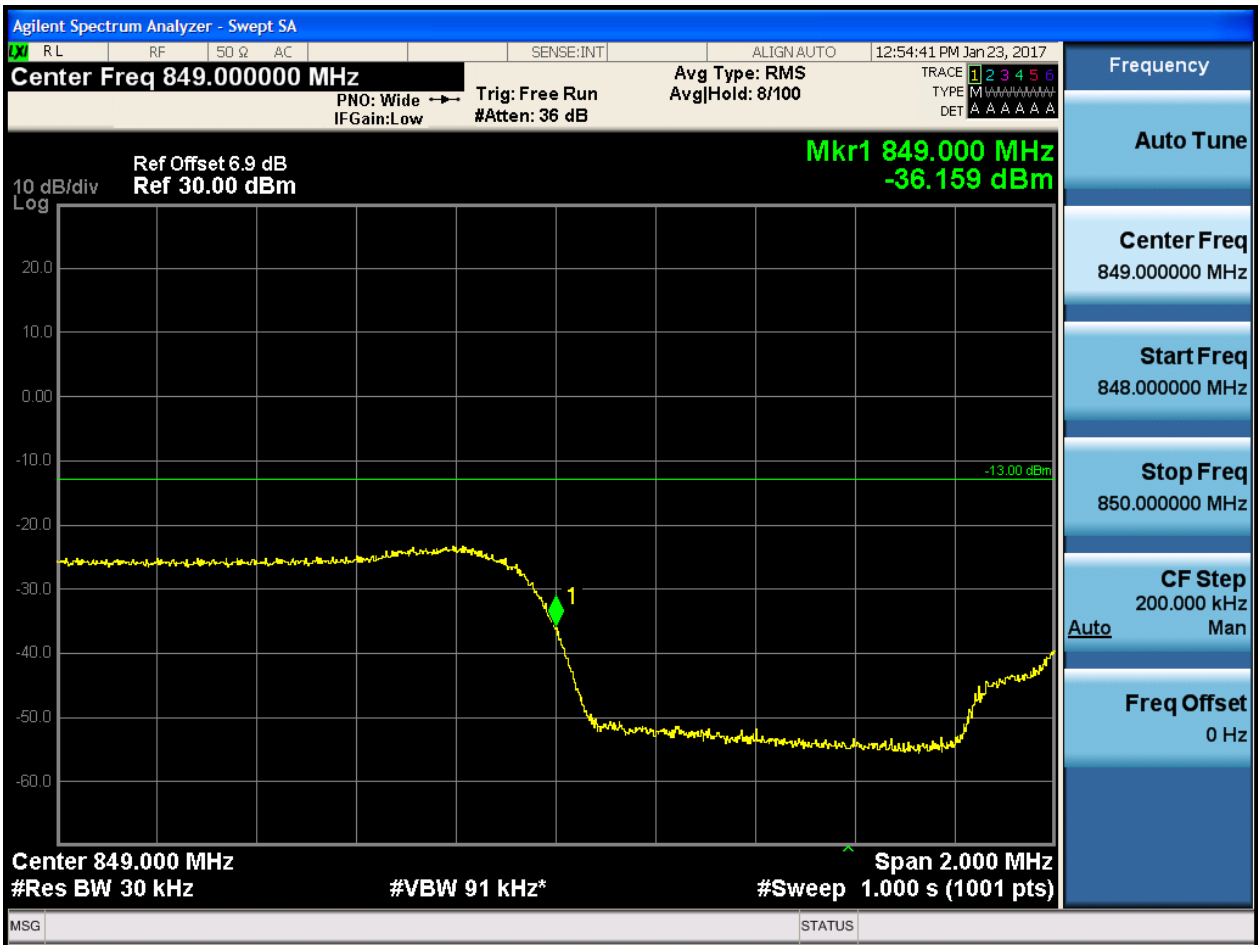
5.1.1.1.2.1.4 Test RB = RB15#0





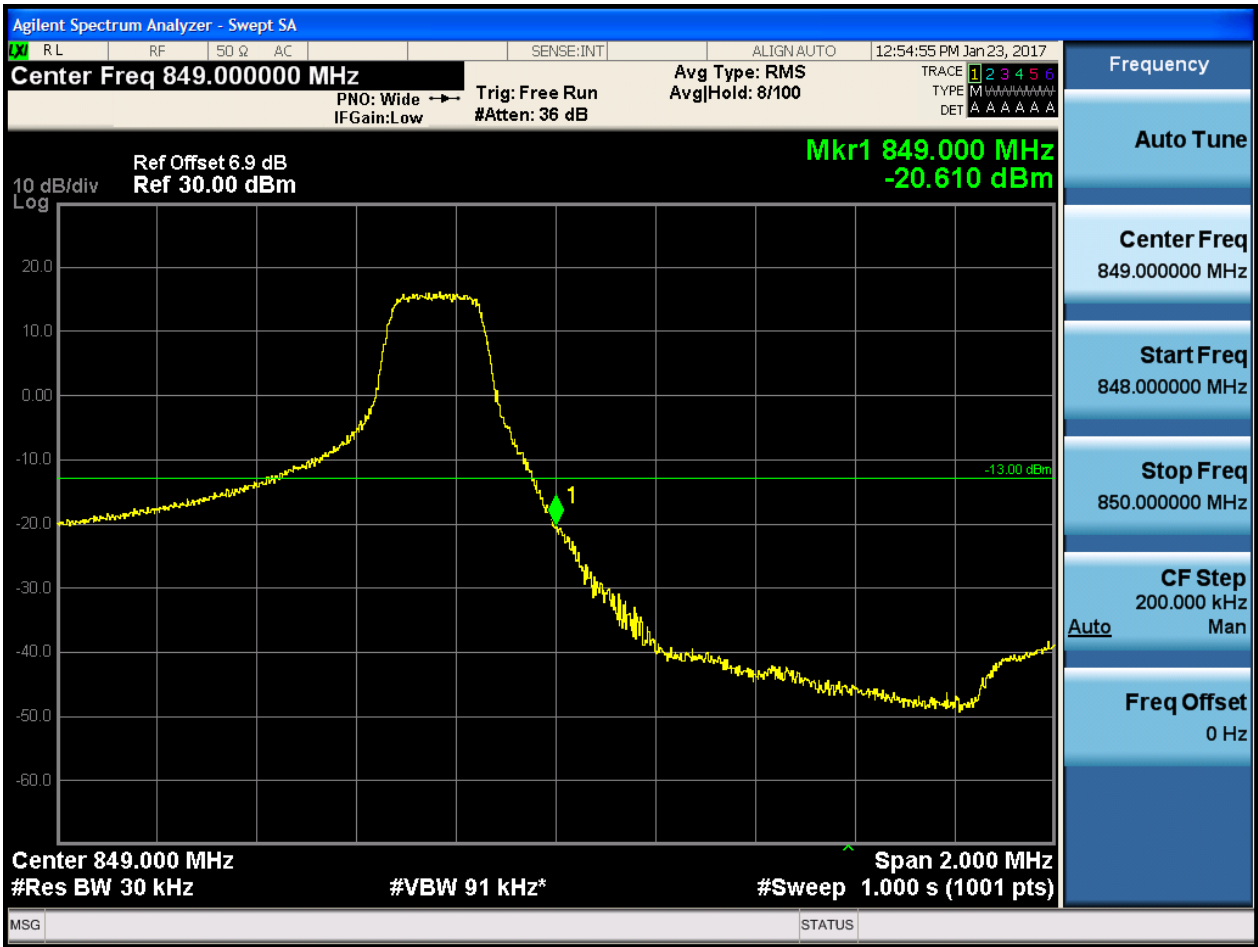
5.1.1.1.2.2 Test Channel = HCH

5.1.1.1.2.2.1 Test RB = RB1#0





5.1.1.1.2.2.2 Test RB = RB1#14





5.1.1.1.2.2.3 Test RB = RB8#4





5.1.1.1.2.2.4 Test RB = RB15#0

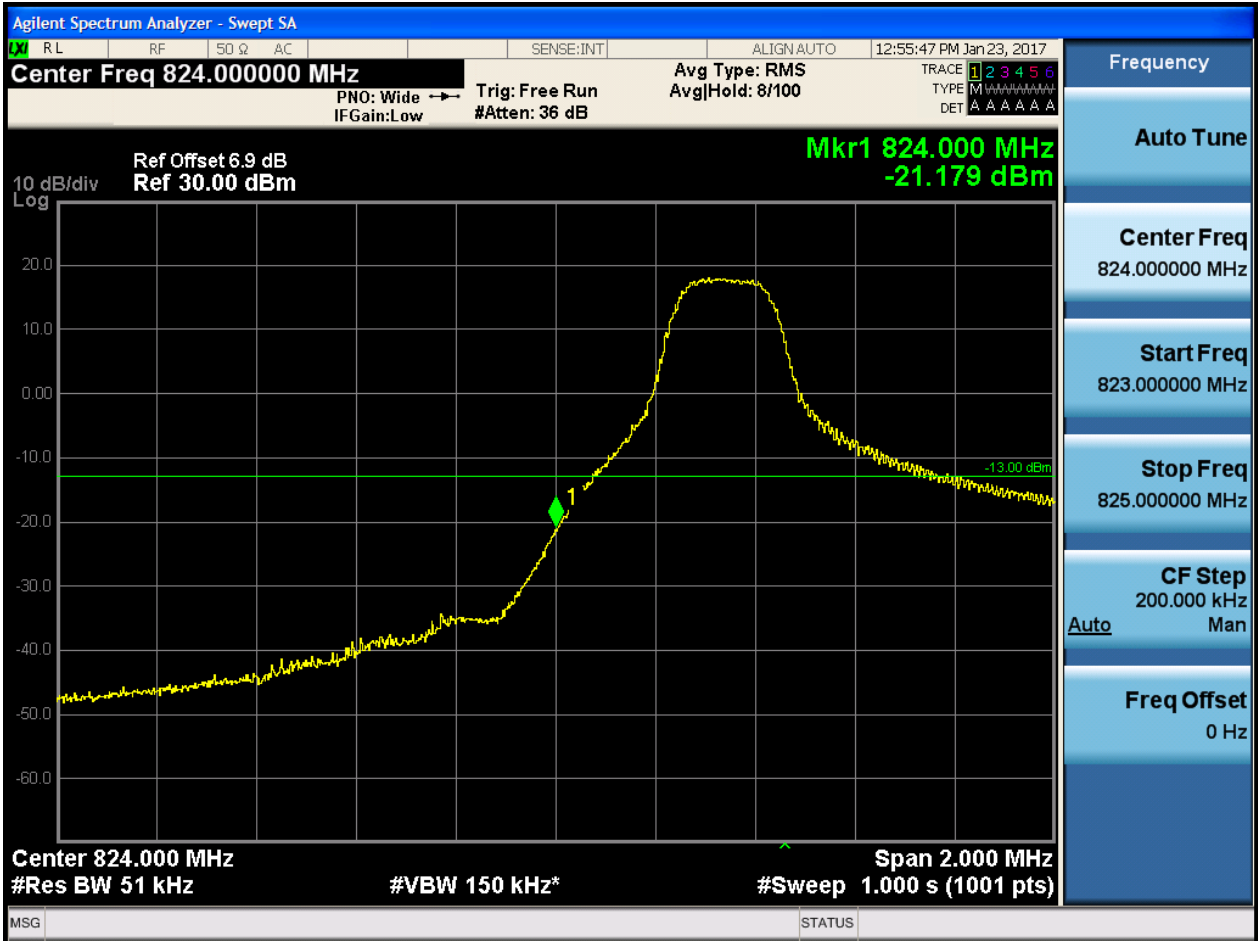




5.1.1.1.3 Test Bandwidth = 5

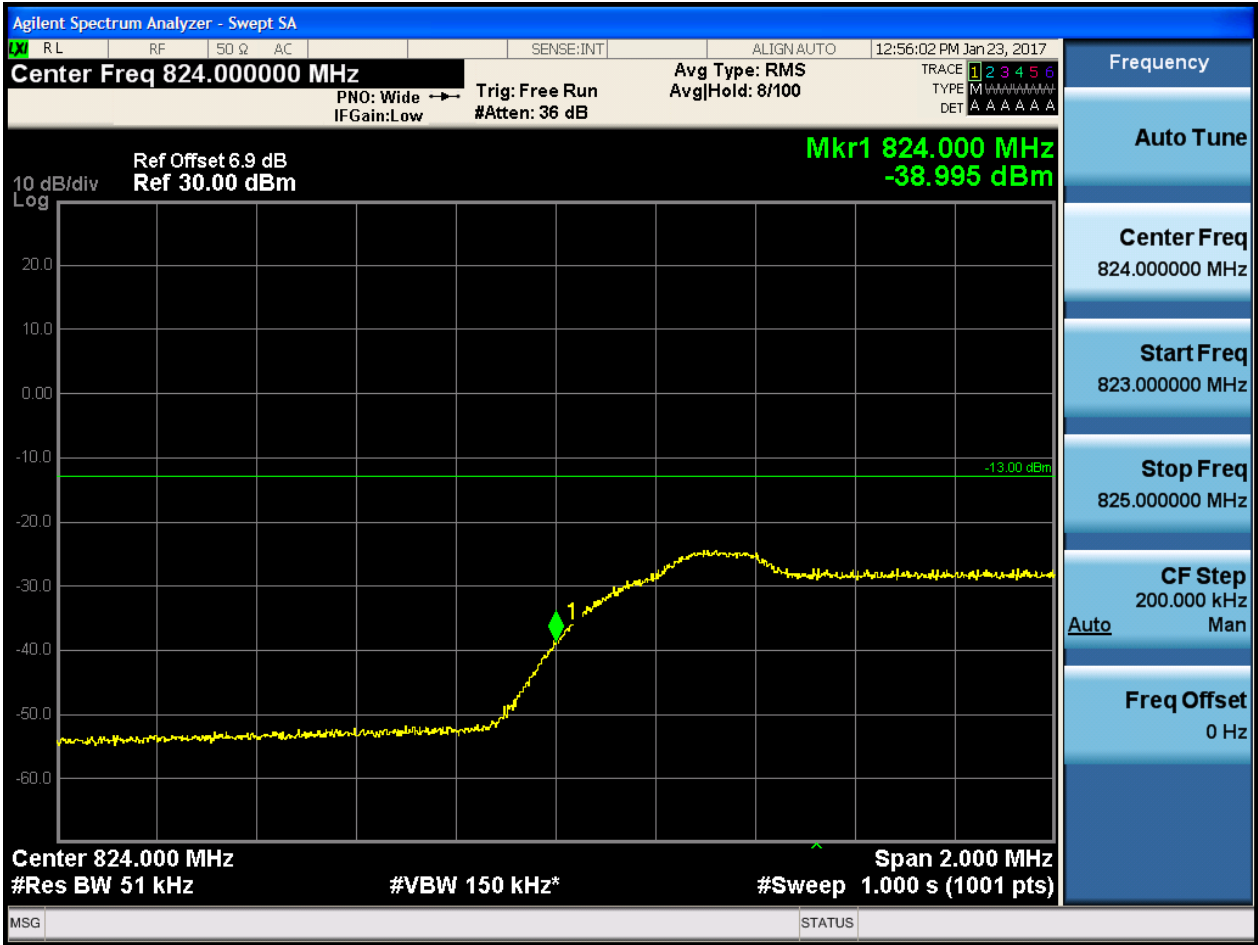
5.1.1.1.3.1 Test Channel = LCH

5.1.1.1.3.1.1 Test RB = RB1#0



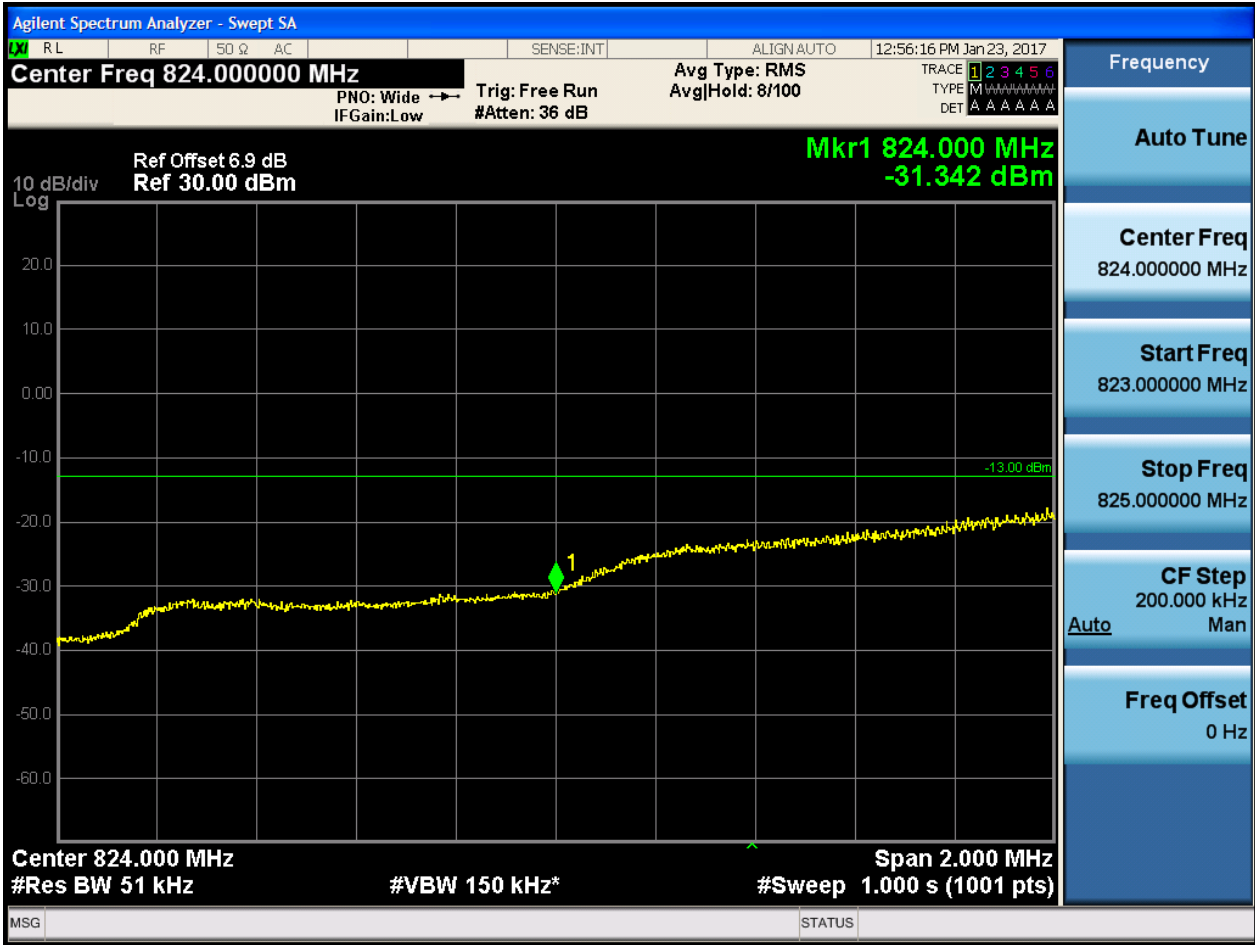


5.1.1.1.3.1.2 Test RB = RB1#24



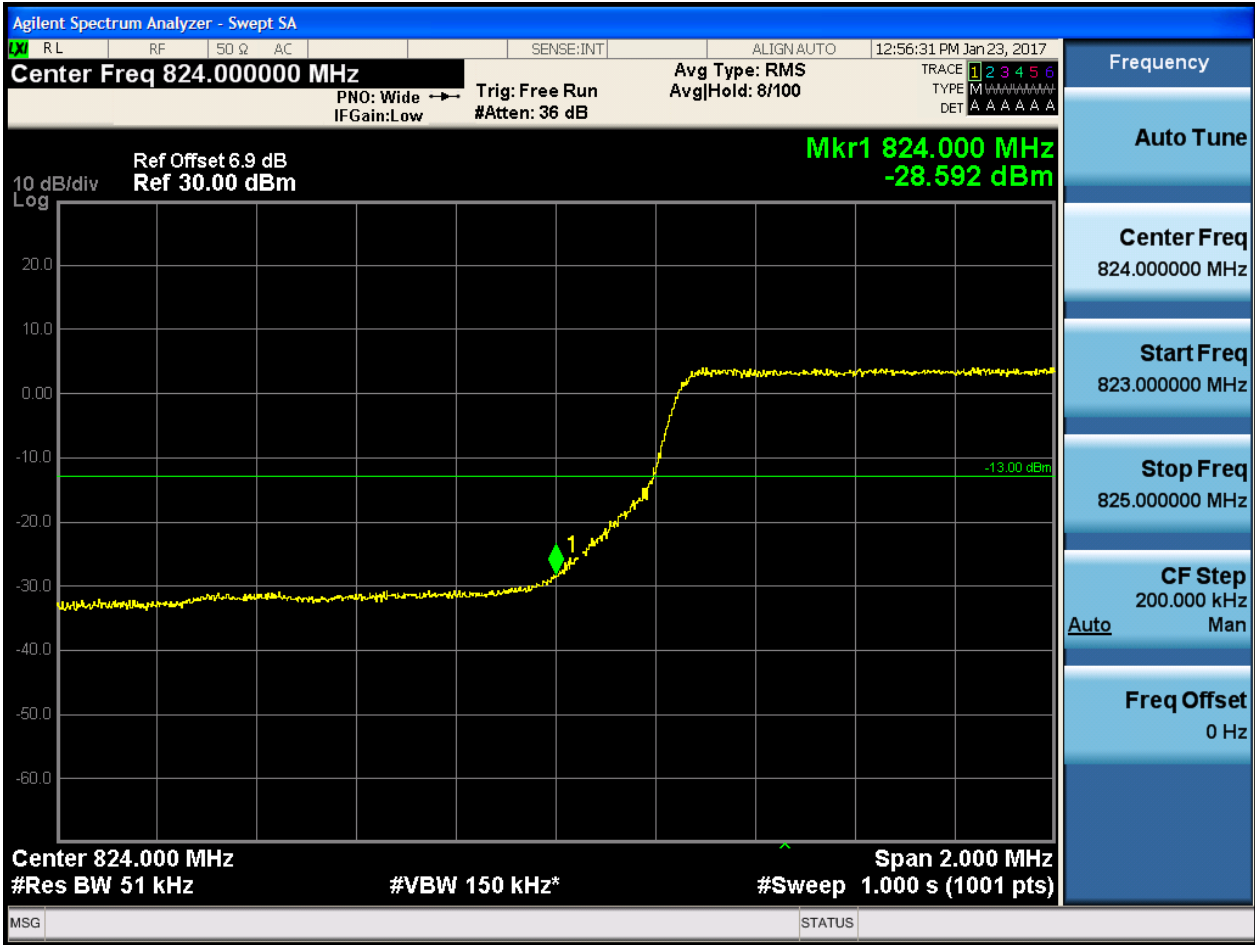


5.1.1.1.3.1.3 Test RB = RB12#6





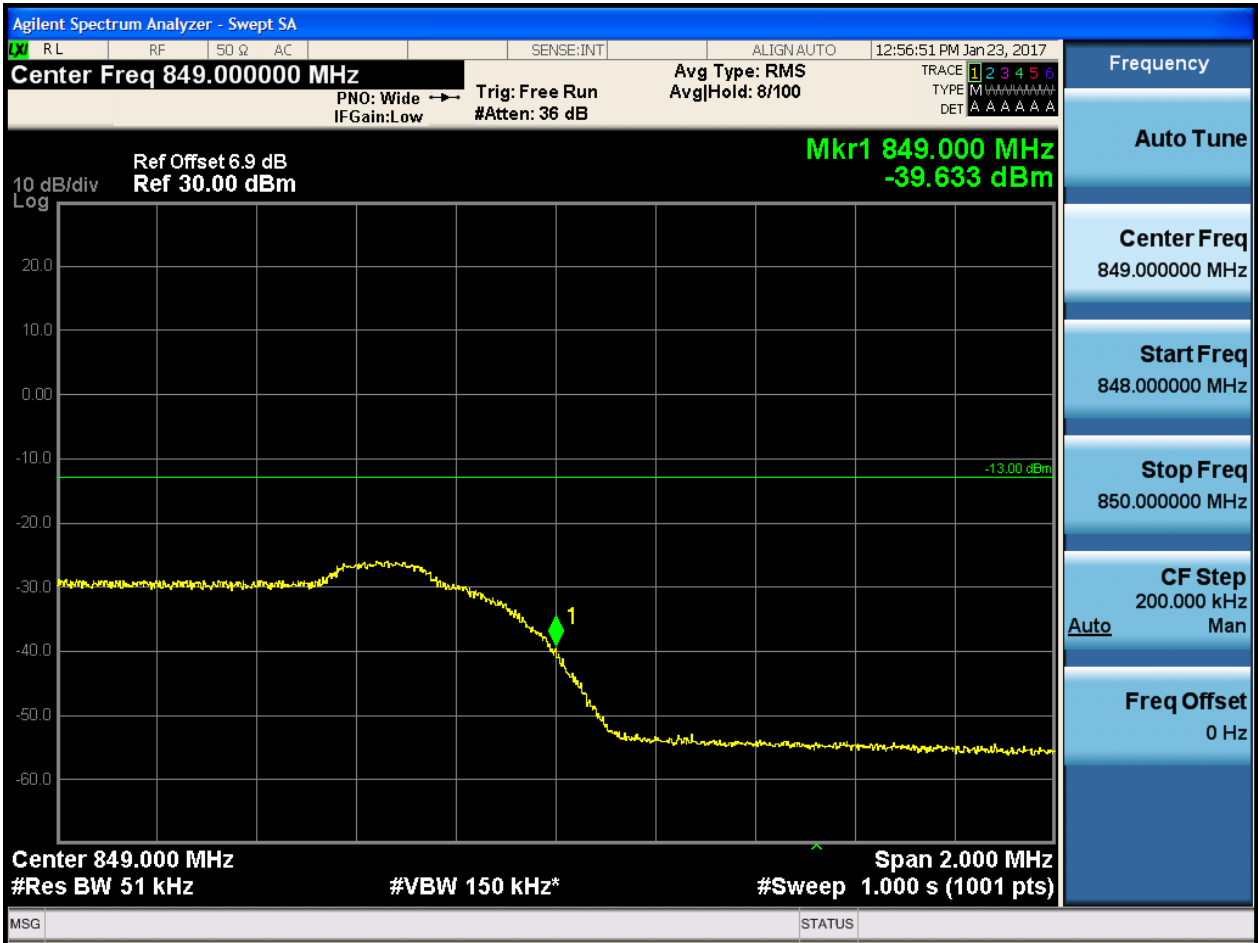
5.1.1.1.3.1.4 Test RB = RB25#0





5.1.1.1.3.2 Test Channel = HCH

5.1.1.1.3.2.1 Test RB = RB1#0





5.1.1.1.3.2.2 Test RB = RB1#24





5.1.1.1.3.2.3 Test RB = RB12#6





5.1.1.1.3.2.4 Test RB = RB25#0

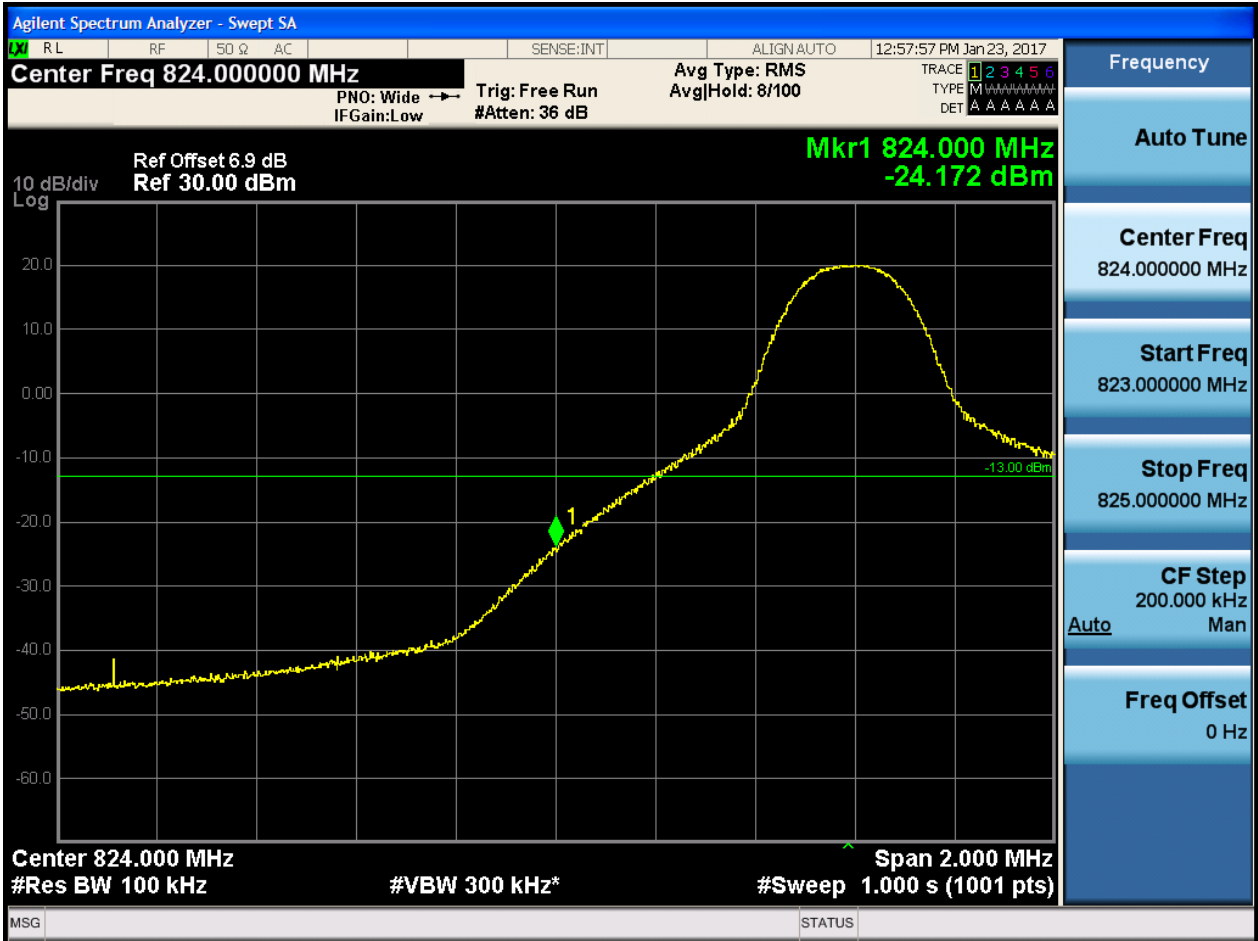




5.1.1.1.4 Test Bandwidth = 10

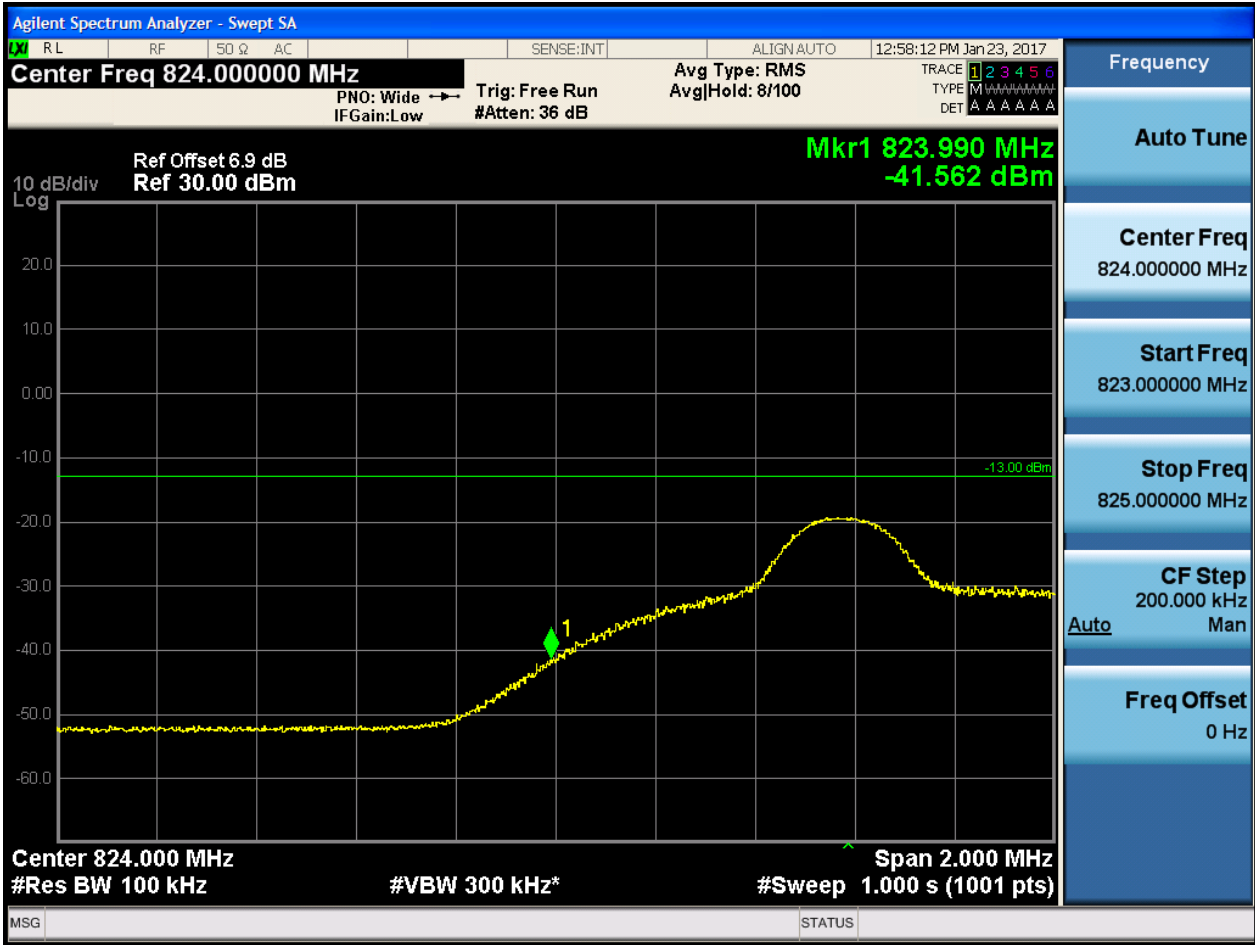
5.1.1.1.4.1 Test Channel = LCH

5.1.1.1.4.1.1 Test RB = RB1#0



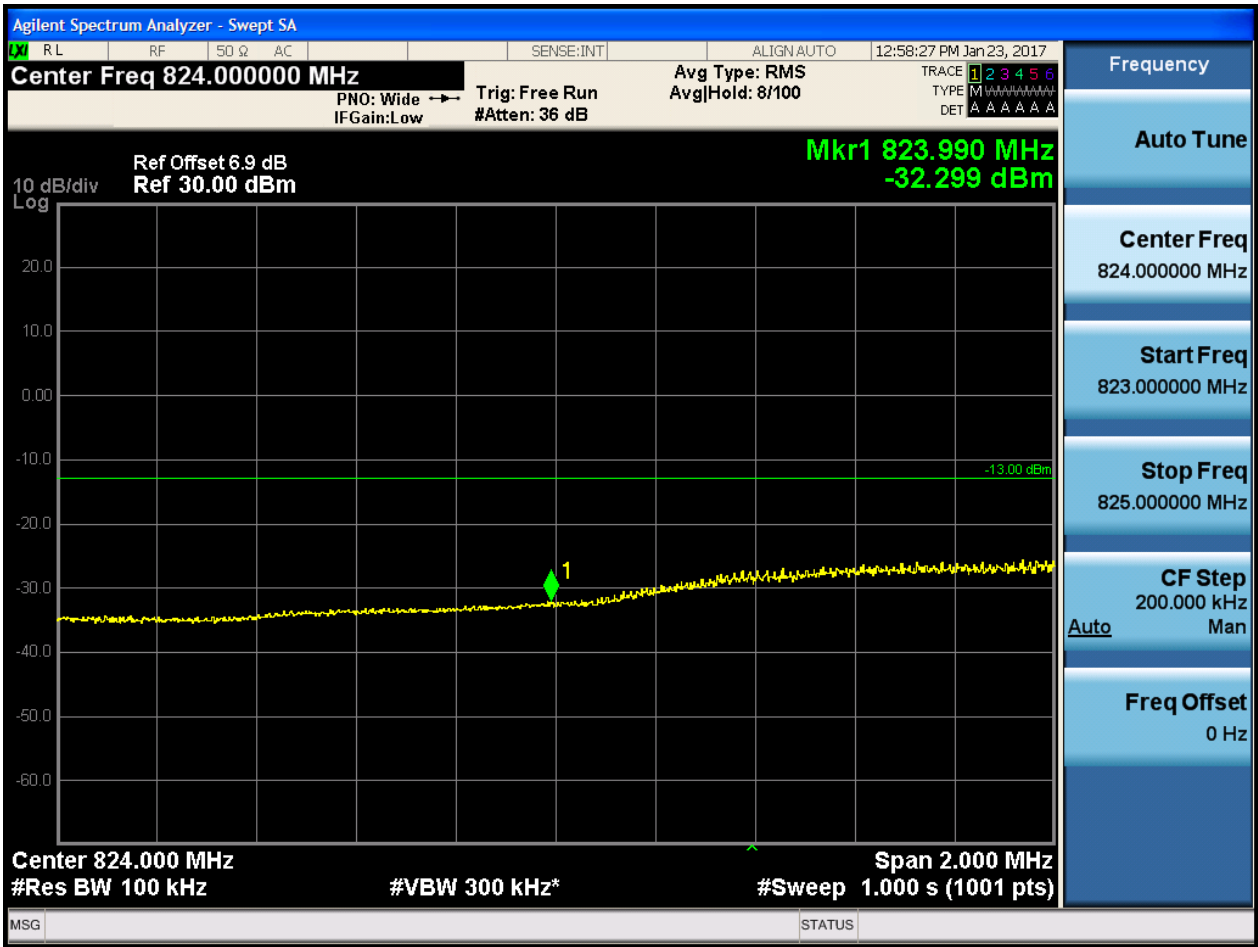


5.1.1.1.4.1.2 Test RB = RB1#49



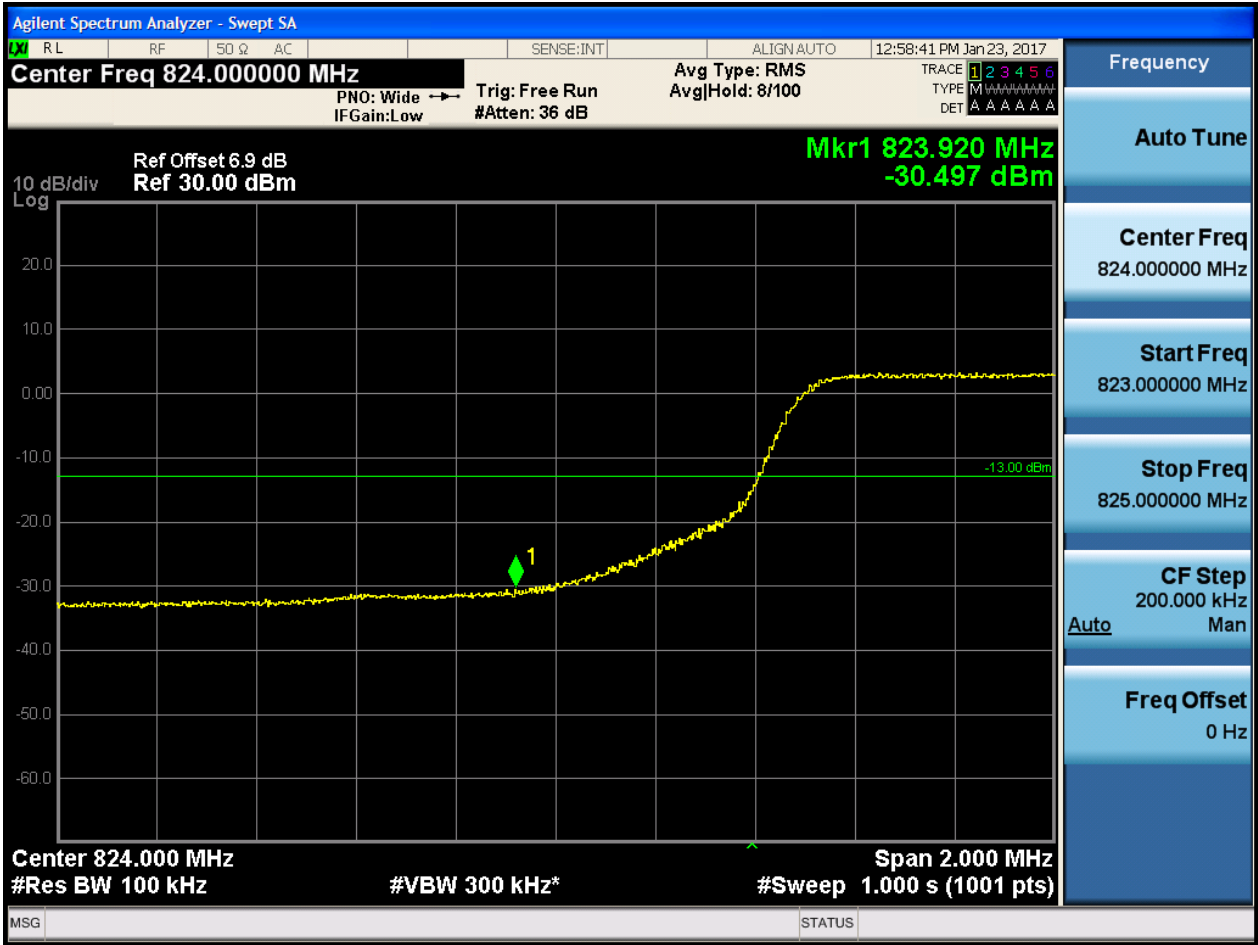


5.1.1.1.4.1.3 Test RB = RB25#13





5.1.1.1.4.1.4 Test RB = RB50#0





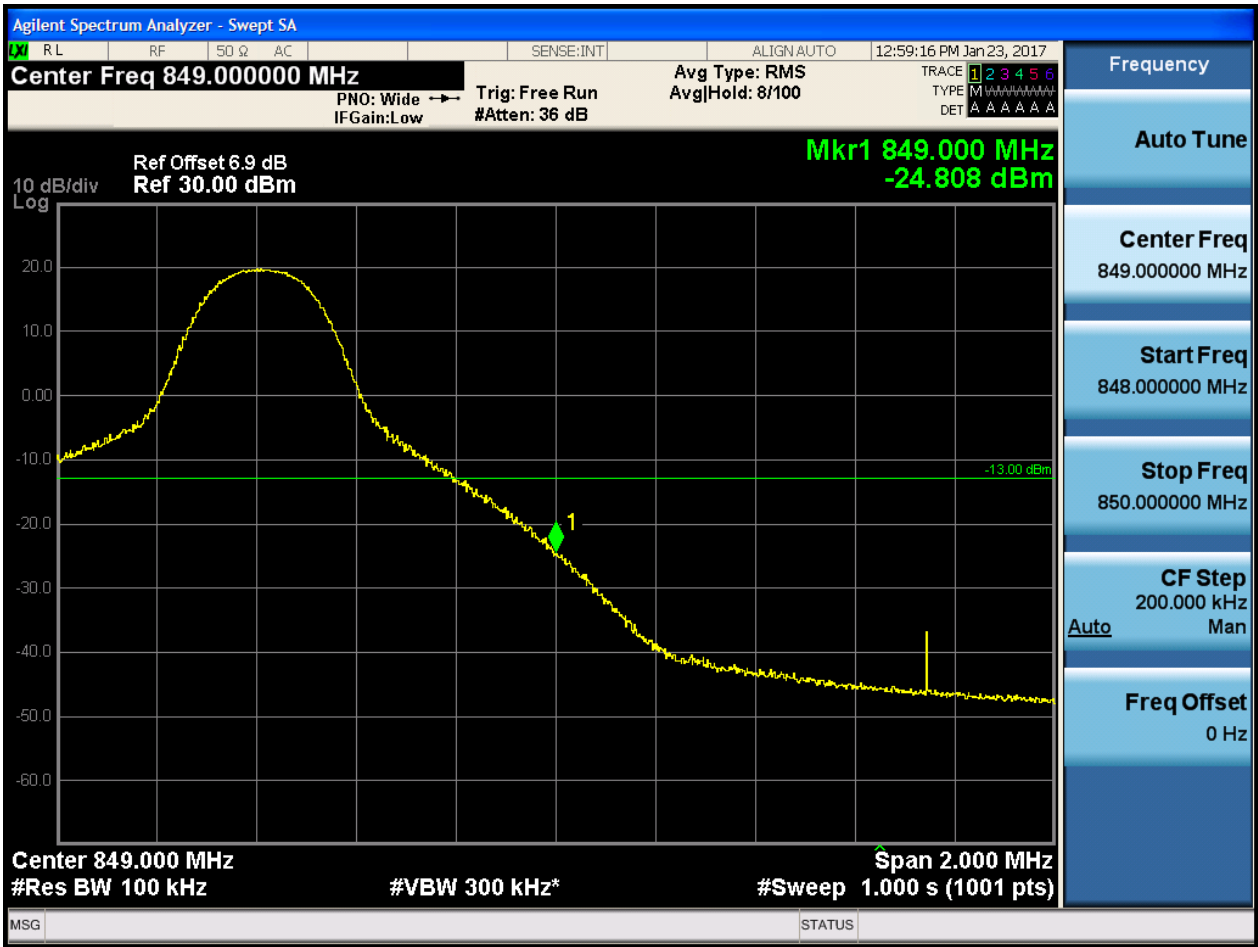
5.1.1.1.4.2 Test Channel = HCH

5.1.1.1.4.2.1 Test RB = RB1#0





5.1.1.1.4.2.2 Test RB = RB1#49





5.1.1.1.4.2.3 Test RB = RB25#13





5.1.1.1.4.2.4 Test RB = RB50#0



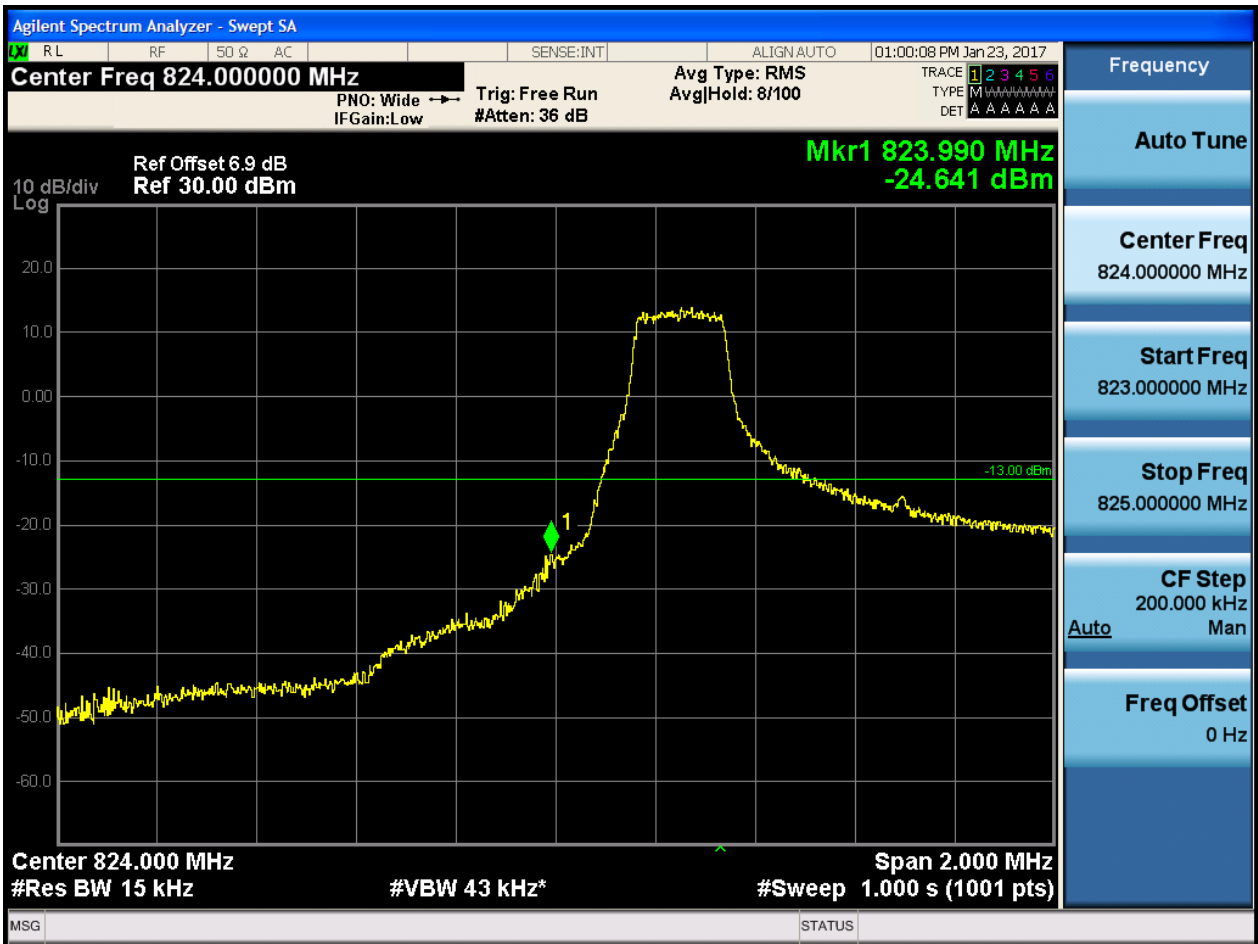


5.1.1.2 Test Mode = LTE/TM2

5.1.1.2.1 Test Bandwidth = 1.4

5.1.1.2.1.1 Test Channel = LCH

5.1.1.2.1.1.1 Test RB = RB1#0



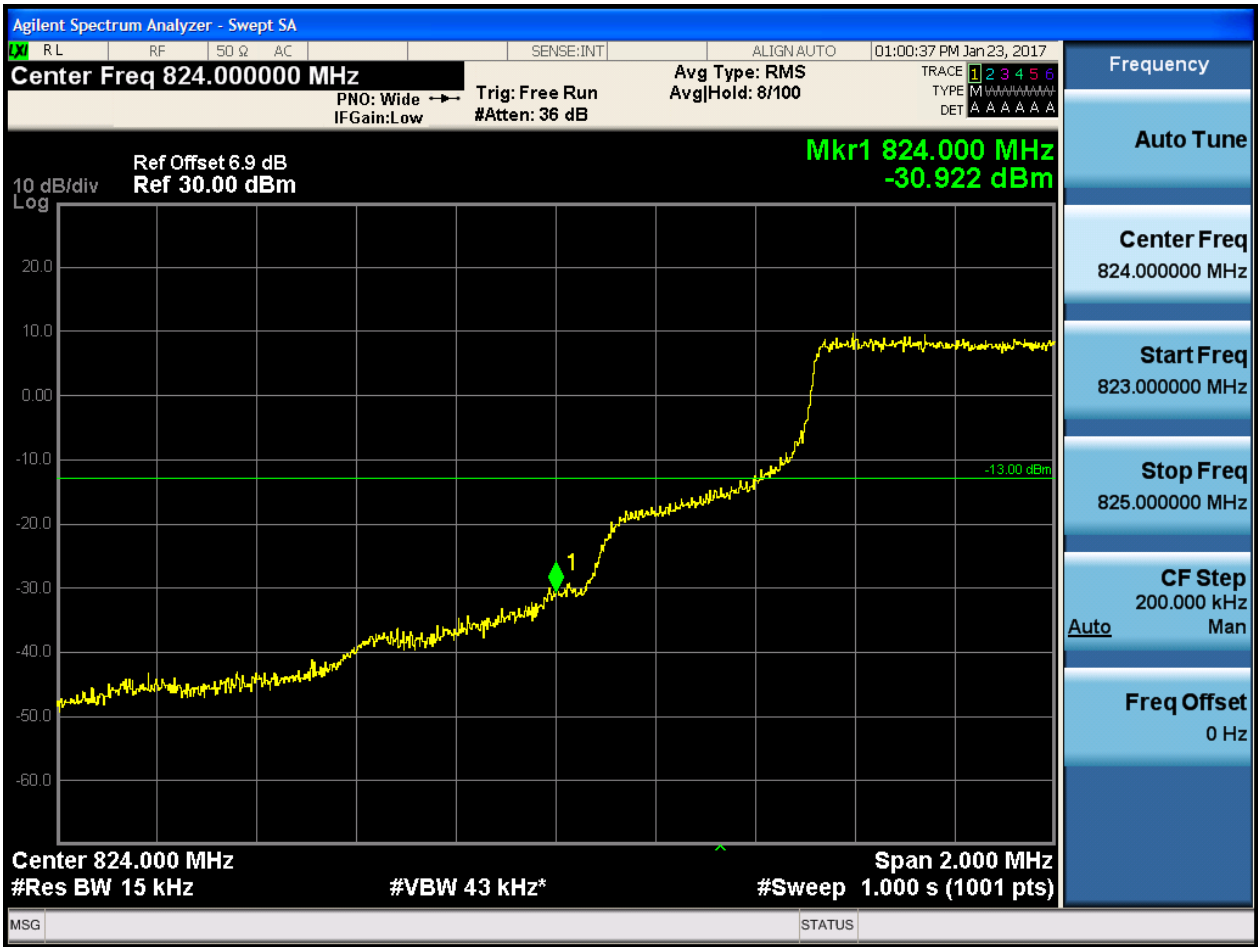


5.1.1.2.1.1.2 Test RB = RB1#5



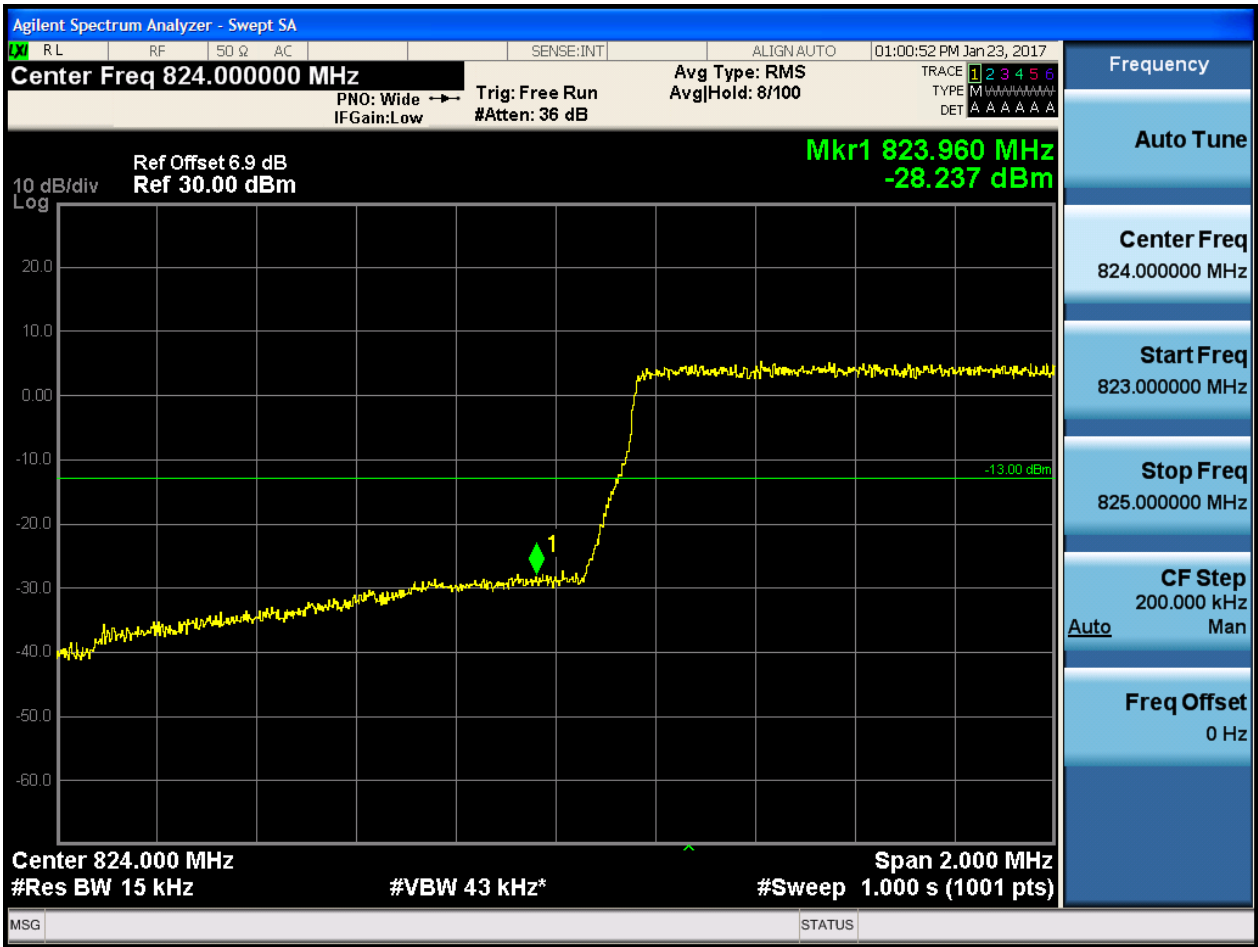


5.1.1.2.1.1.3 Test RB = RB3#2





5.1.1.2.1.1.4 Test RB = RB6#0





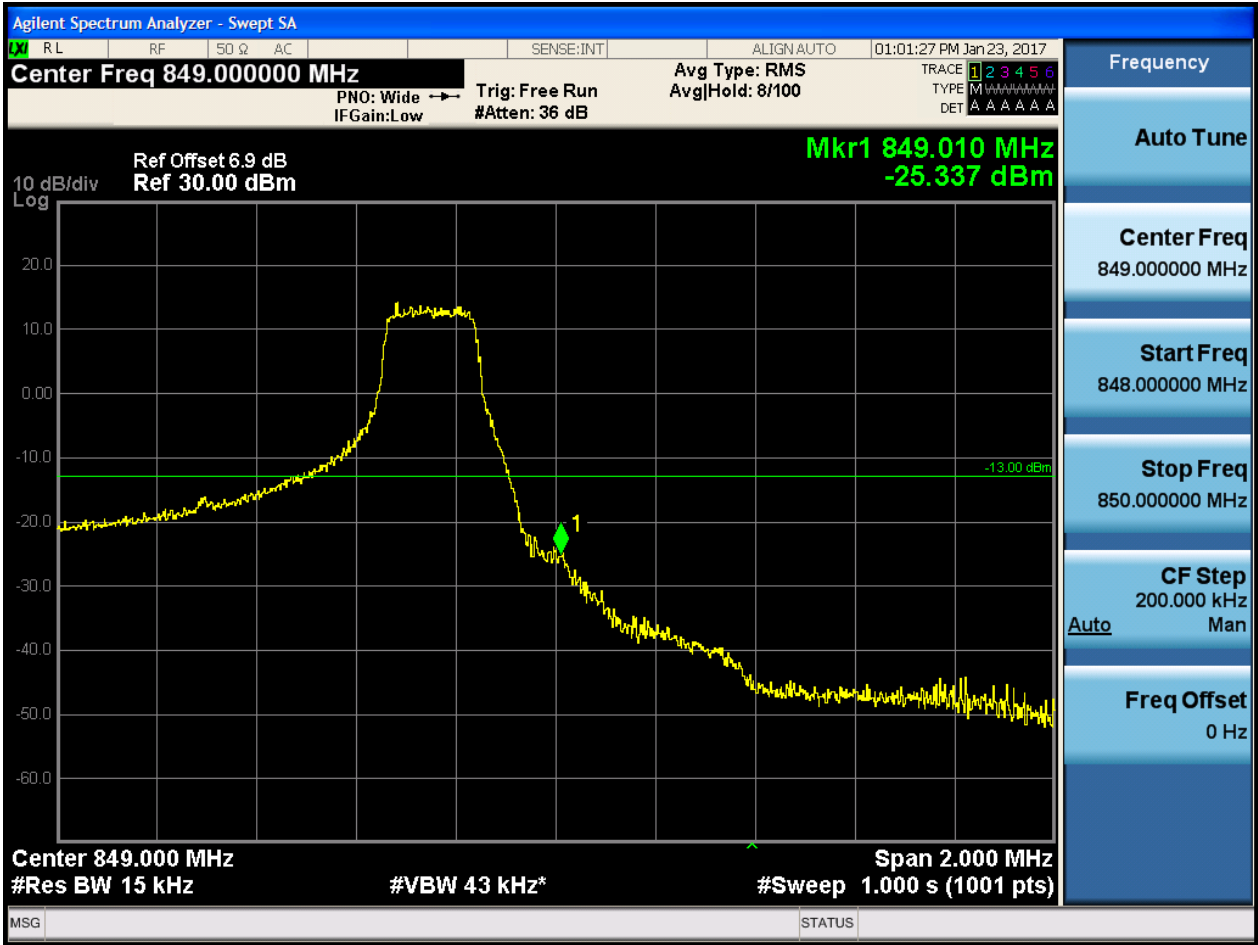
5.1.1.2.1.2 Test Channel = HCH

5.1.1.2.1.2.1 Test RB = RB1#0





5.1.1.2.1.2.2 Test RB = RB1#5





5.1.1.2.1.2.3 Test RB = RB3#2





5.1.1.2.1.2.4 Test RB = RB6#0

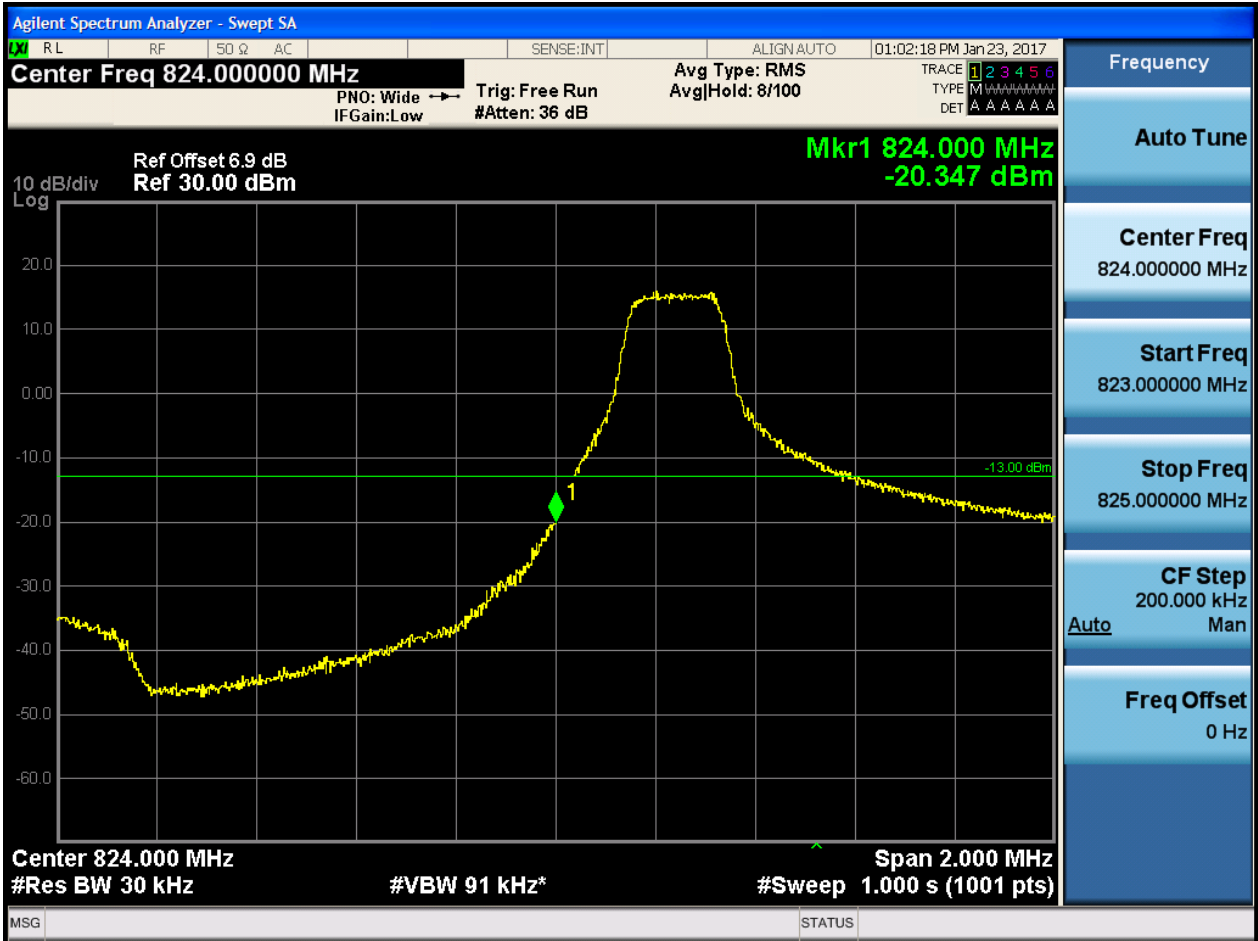




5.1.1.2.2 Test Bandwidth = 3

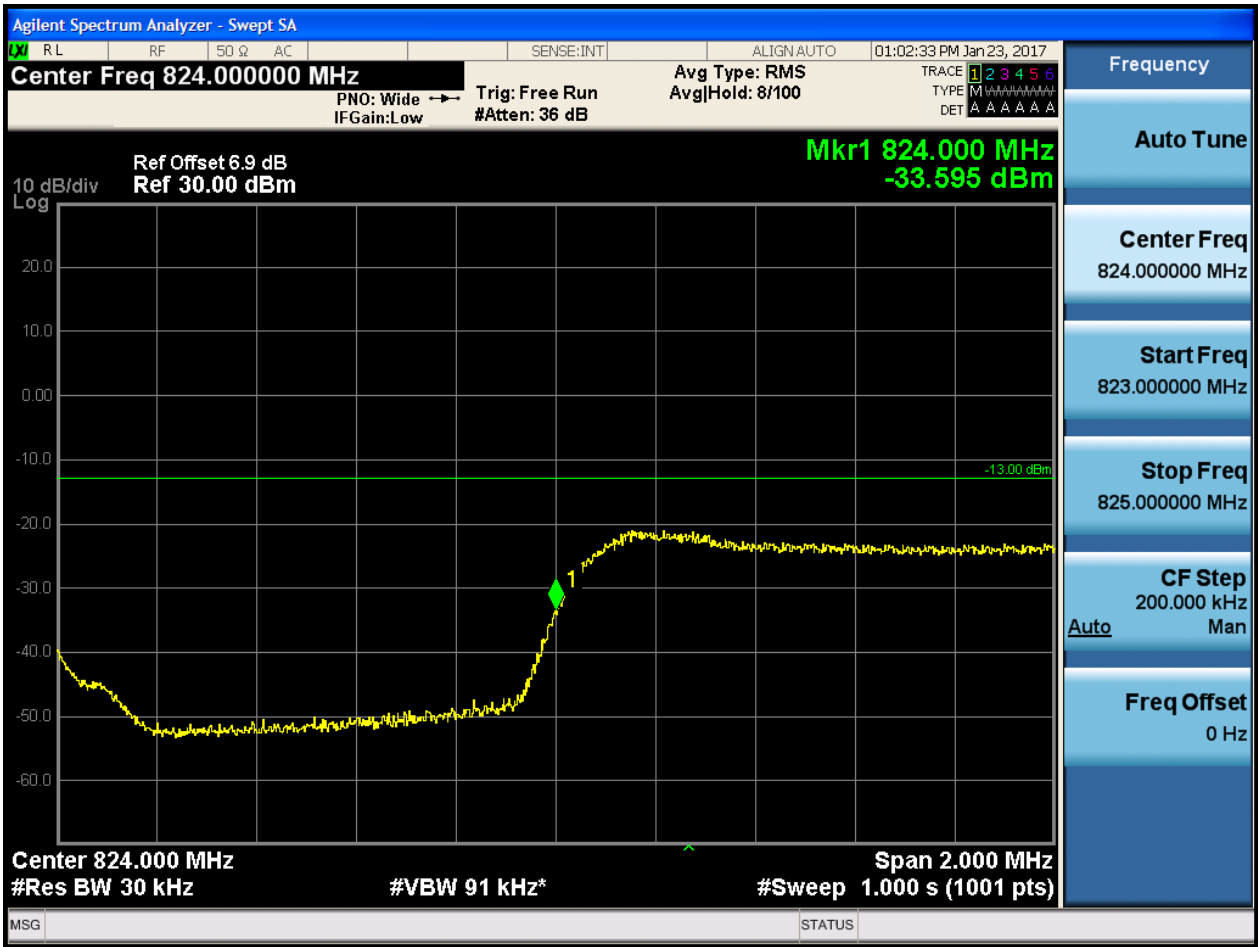
5.1.1.2.2.1 Test Channel = LCH

5.1.1.2.2.1.1 Test RB = RB1#0



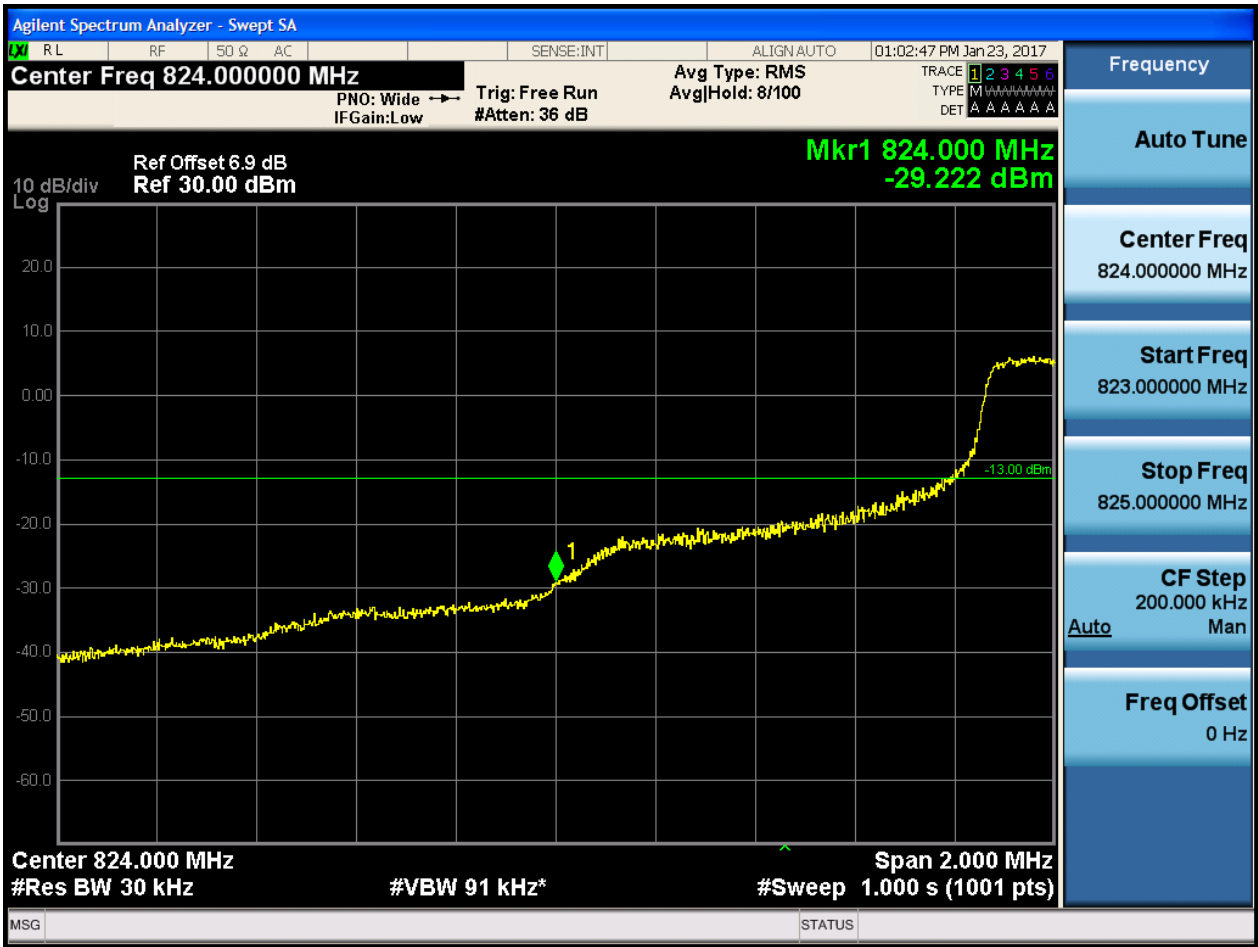


5.1.1.2.2.1.2 Test RB = RB1#14



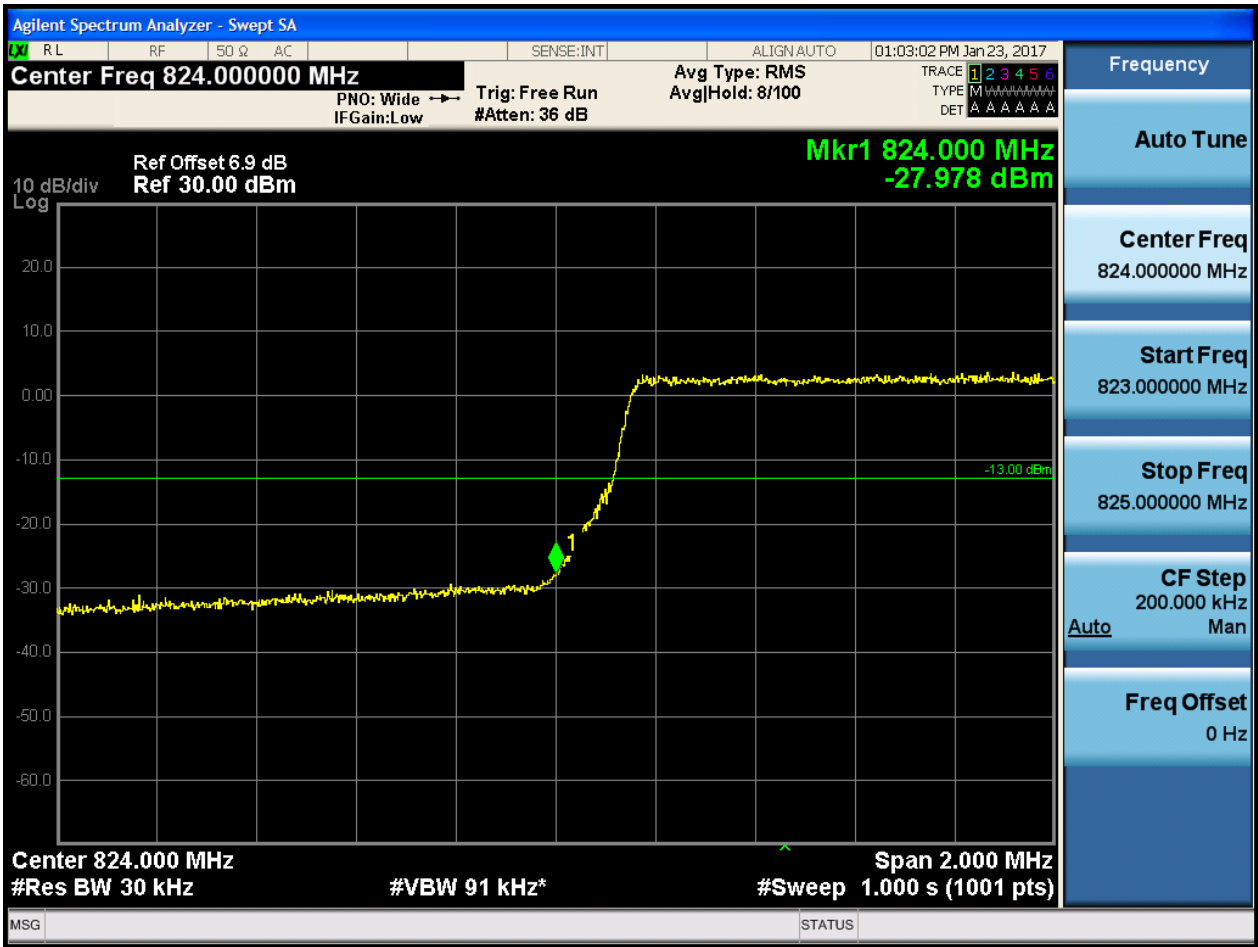


5.1.1.2.2.1.3 Test RB = RB8#4





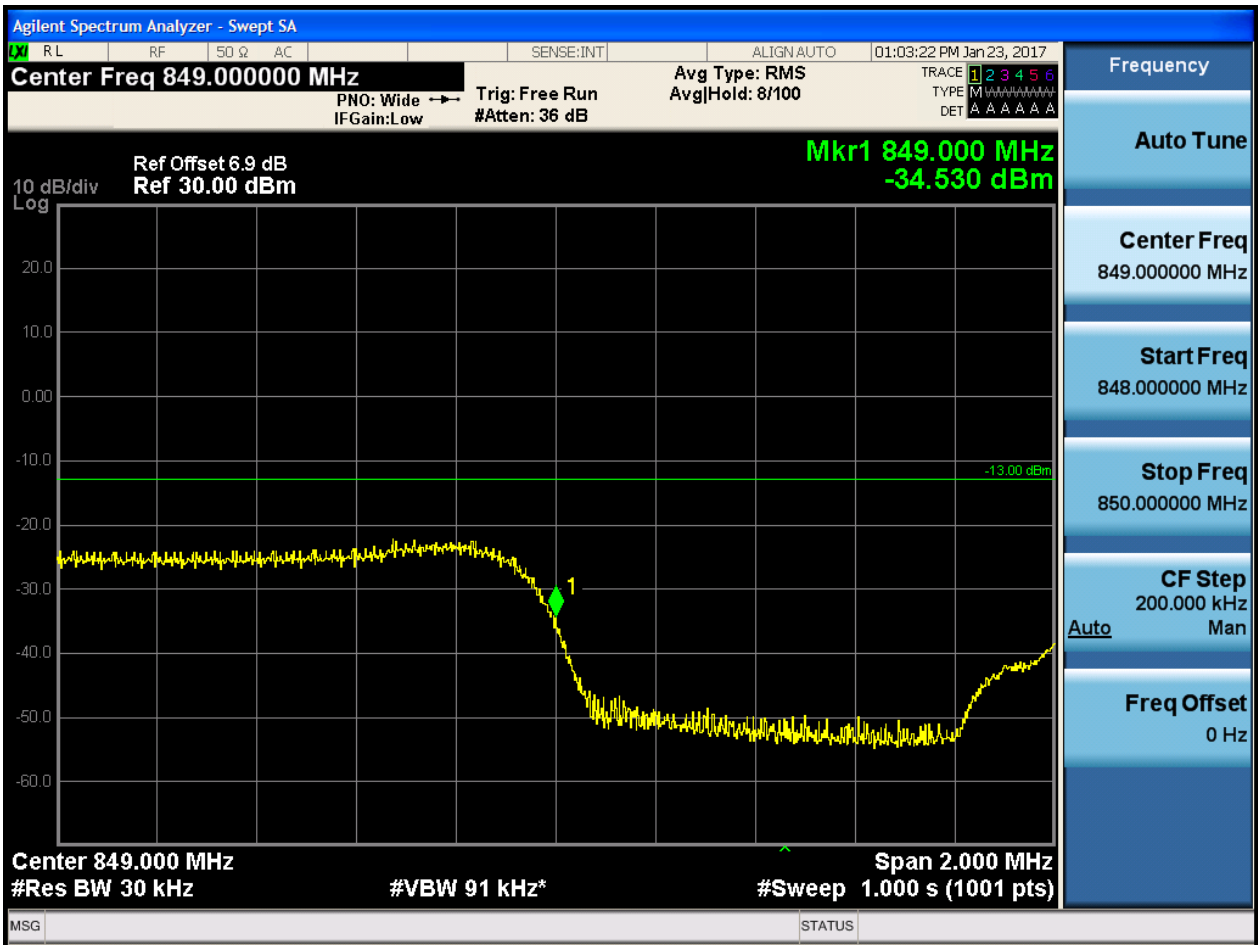
5.1.1.2.2.1.4 Test RB = RB15#0





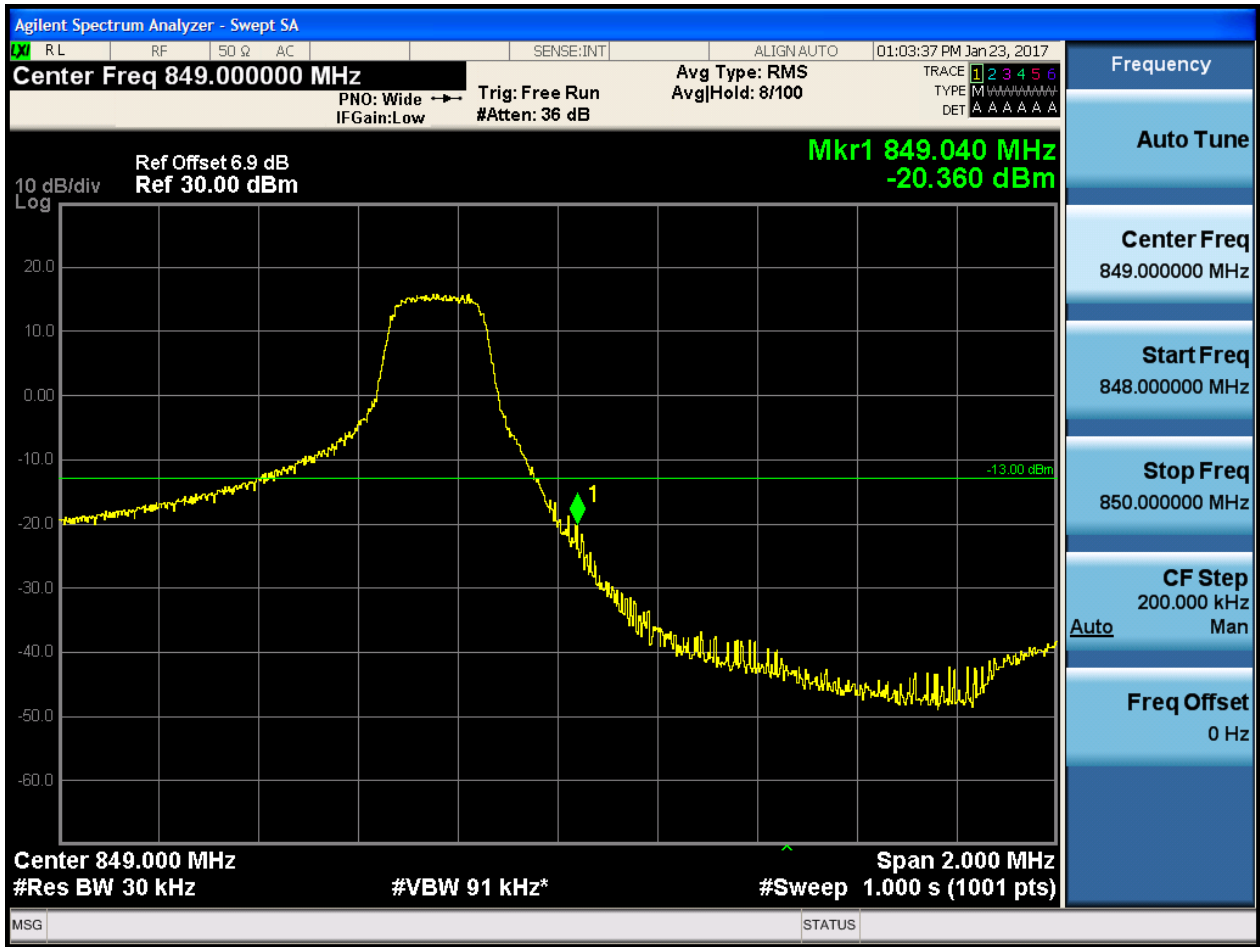
5.1.1.2.2.2 Test Channel = HCH

5.1.1.2.2.2.1 Test RB = RB1#0





5.1.1.2.2.2 Test RB = RB1#14





5.1.1.2.2.3 Test RB = RB8#4





5.1.1.2.2.2.4 Test RB = RB15#0

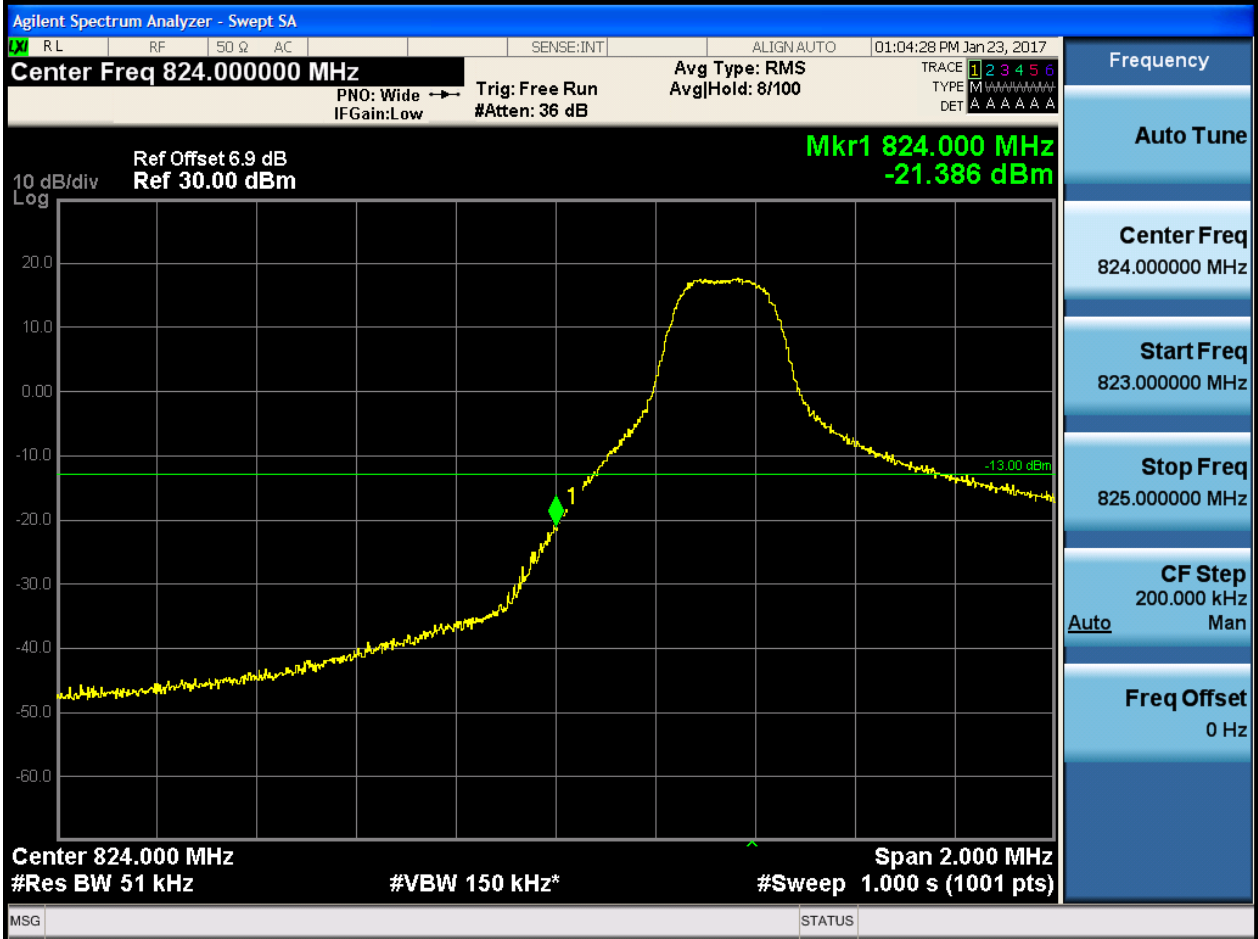




5.1.1.2.3 Test Bandwidth = 5

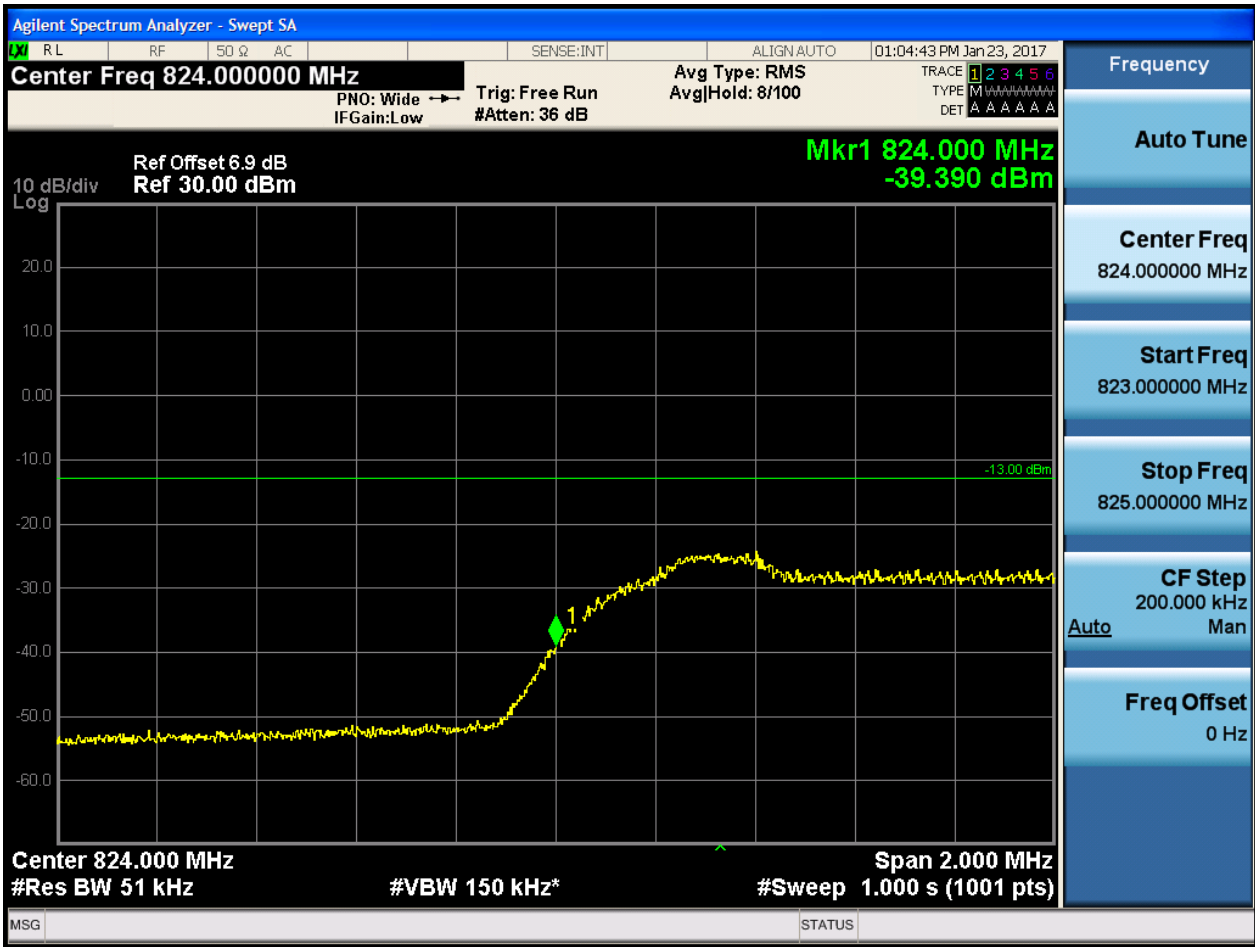
5.1.1.2.3.1 Test Channel = LCH

5.1.1.2.3.1.1 Test RB = RB1#0





5.1.1.2.3.1.2 Test RB = RB1#24



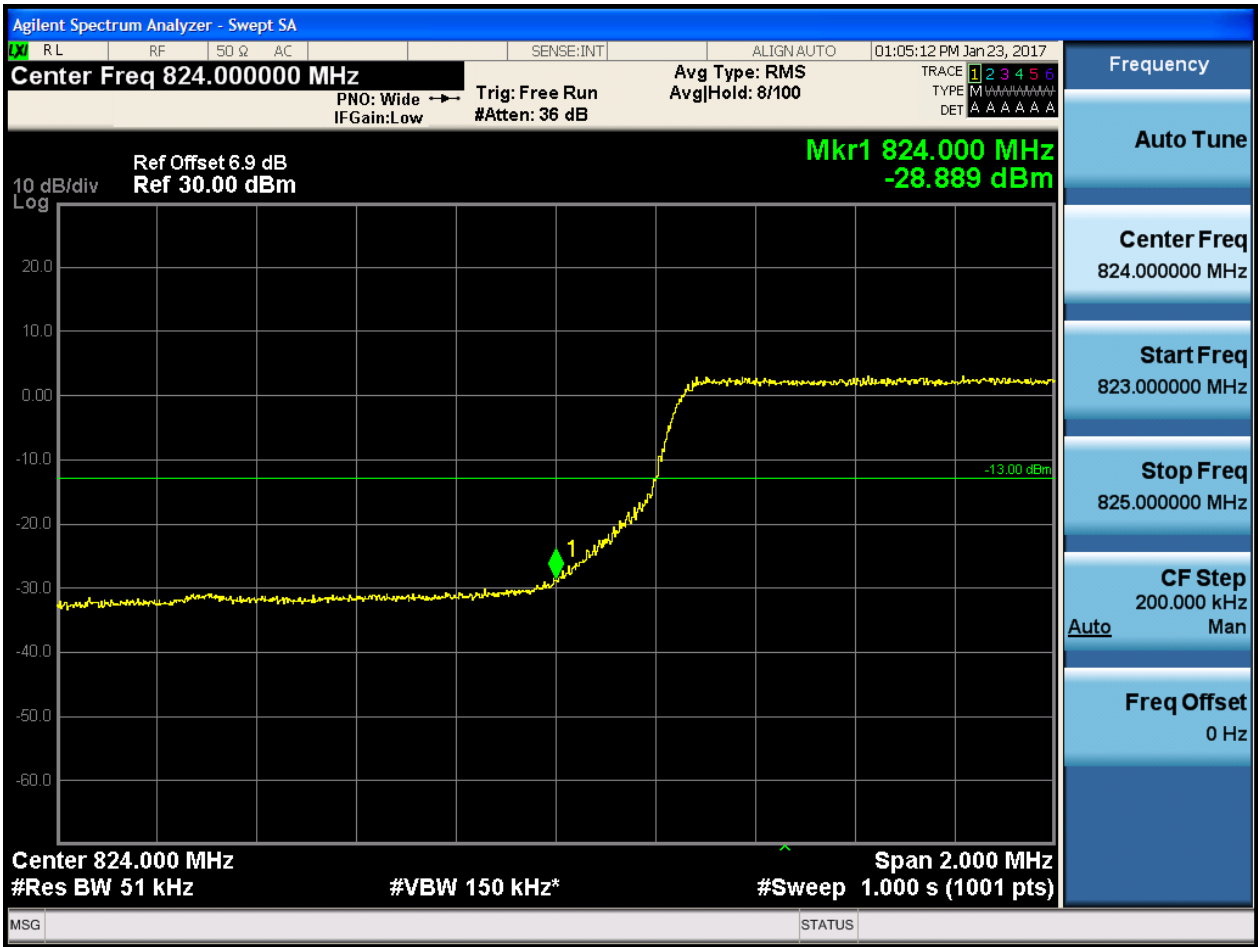


5.1.1.2.3.1.3 Test RB = RB12#6





5.1.1.2.3.1.4 Test RB = RB25#0





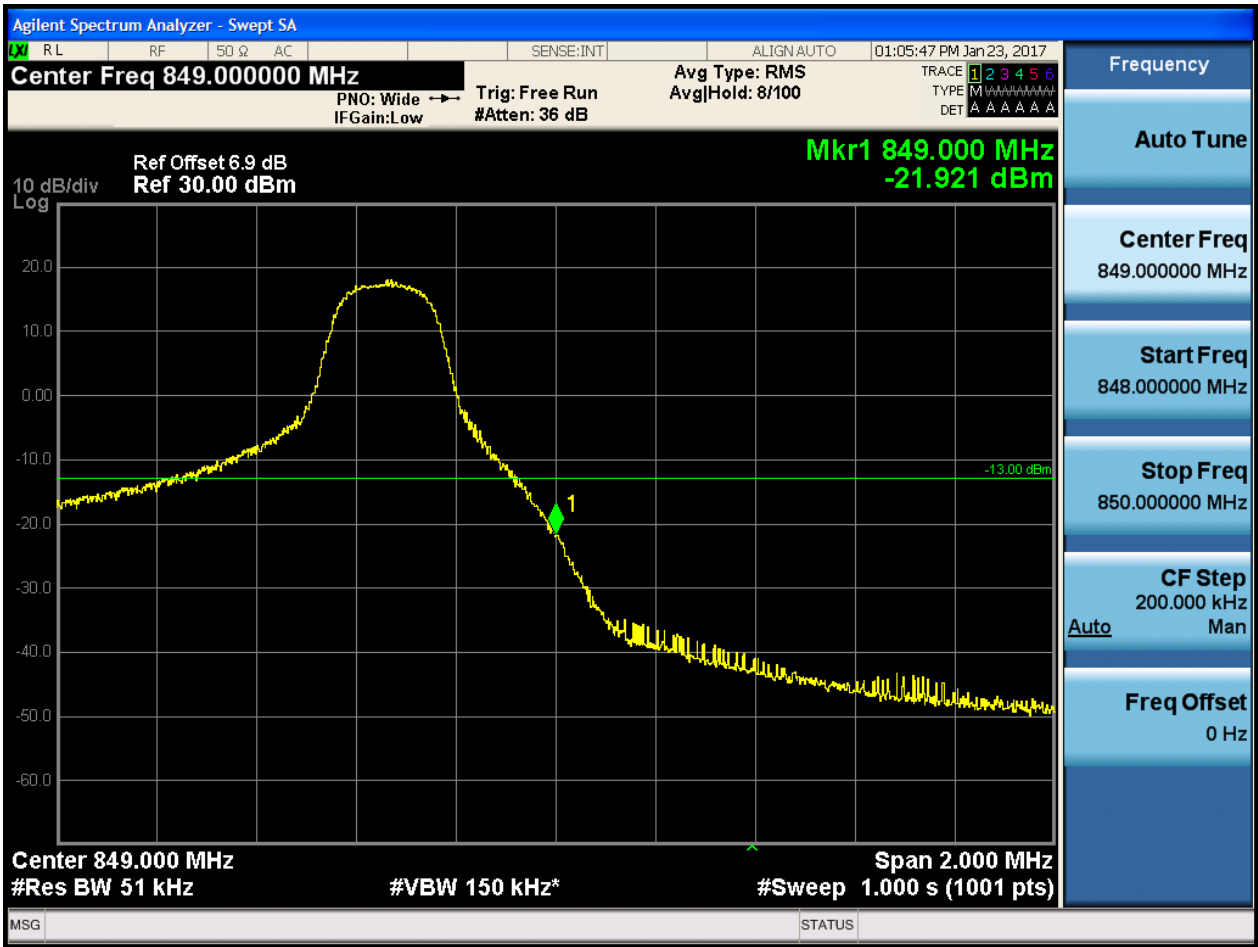
5.1.1.2.3.2 Test Channel = HCH

5.1.1.2.3.2.1 Test RB = RB1#0





5.1.1.2.3.2.2 Test RB = RB1#24





5.1.1.2.3.2.3 Test RB = RB12#6





5.1.1.2.3.2.4 Test RB = RB25#0

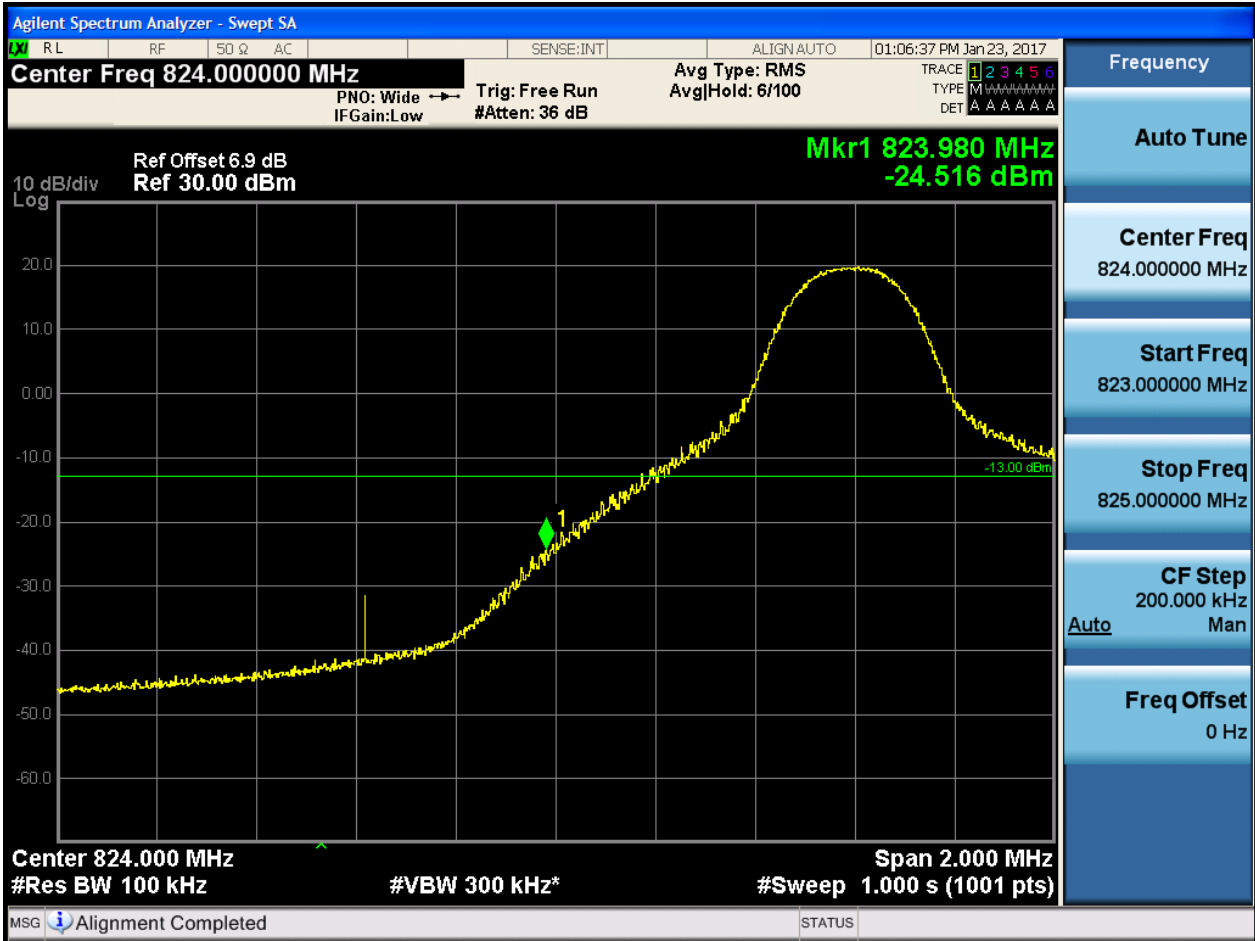




5.1.1.2.4 Test Bandwidth = 10

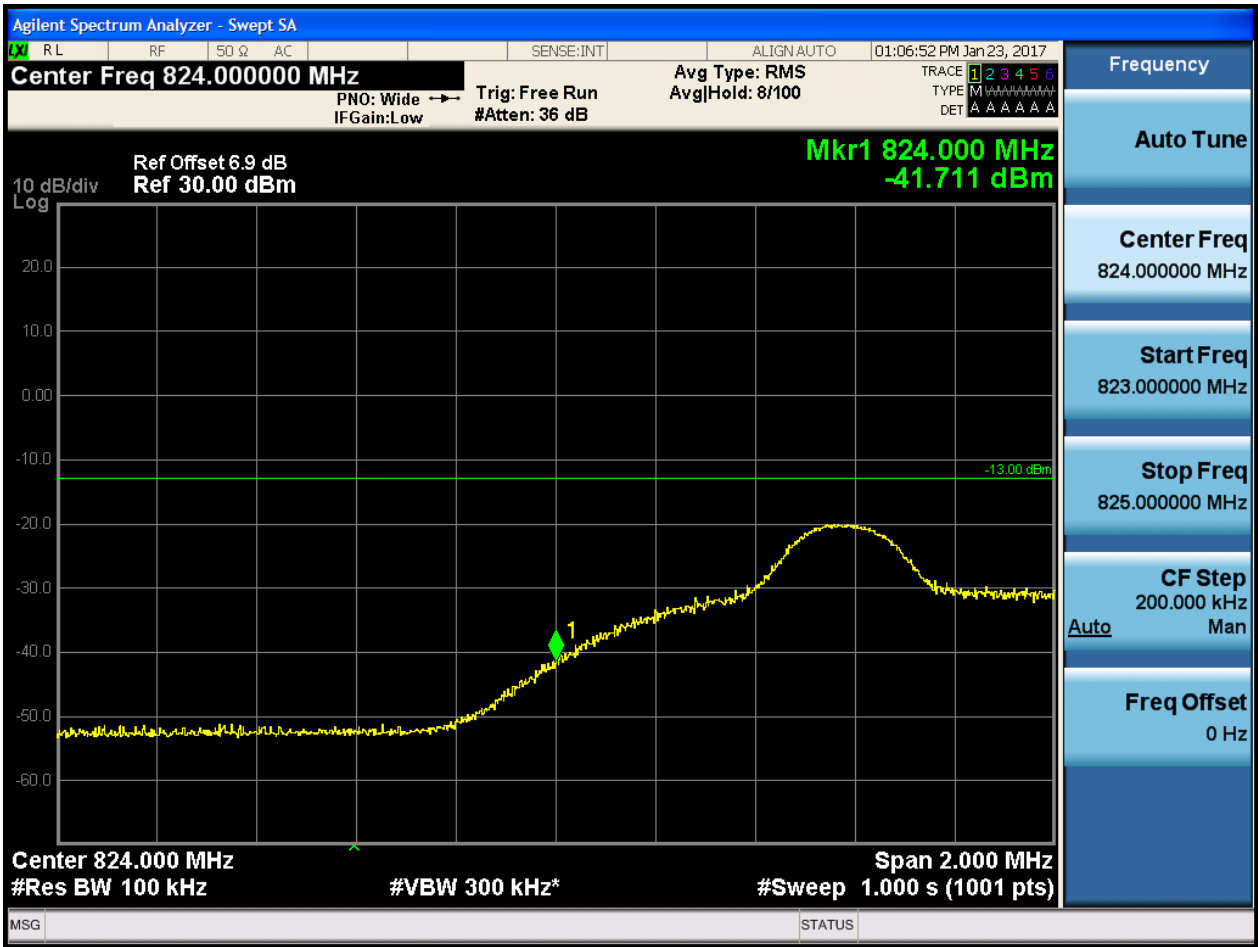
5.1.1.2.4.1 Test Channel = LCH

5.1.1.2.4.1.1 Test RB = RB1#0



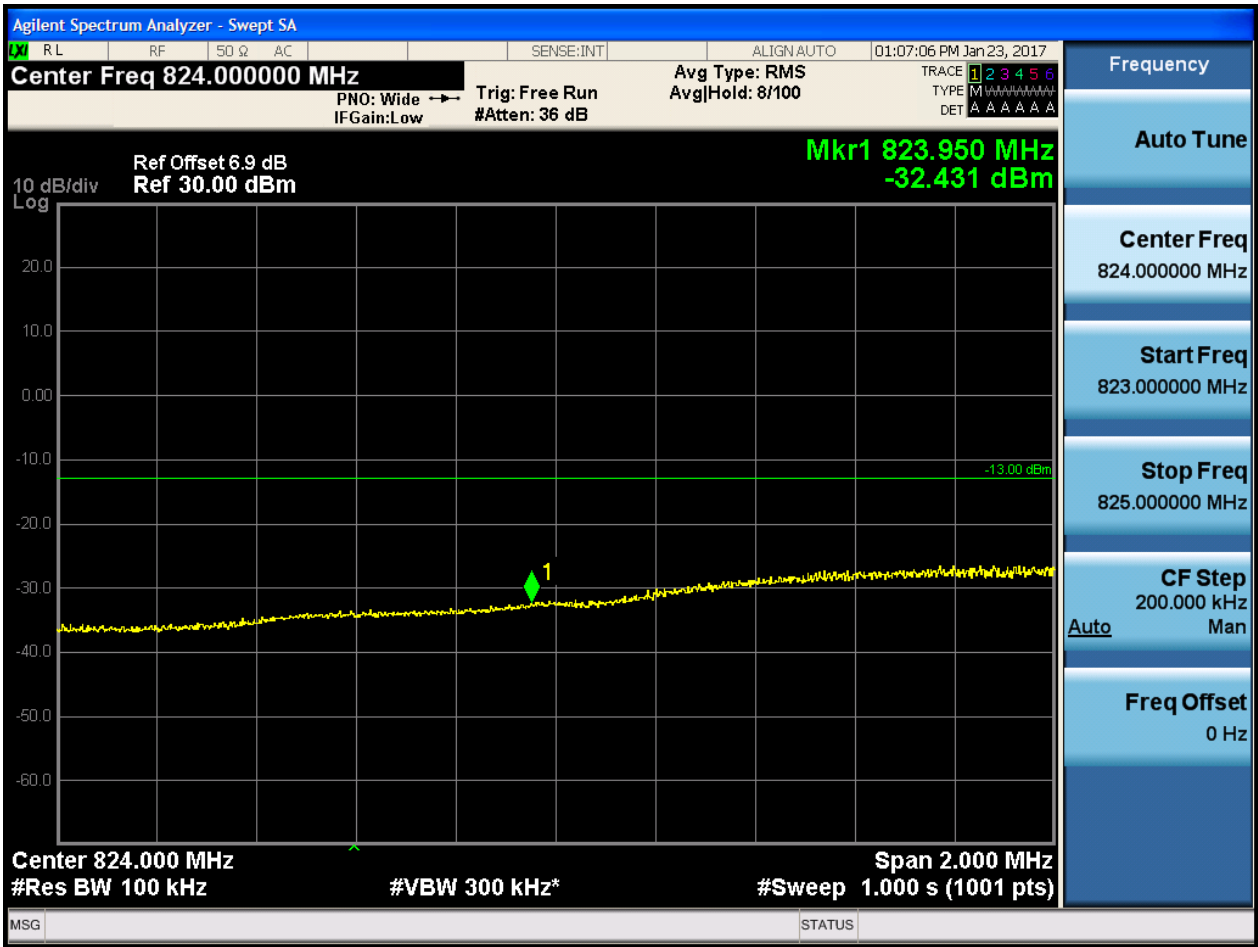


5.1.1.2.4.1.2 Test RB = RB1#49





5.1.1.2.4.1.3 Test RB = RB25#13





5.1.1.2.4.1.4 Test RB = RB50#0





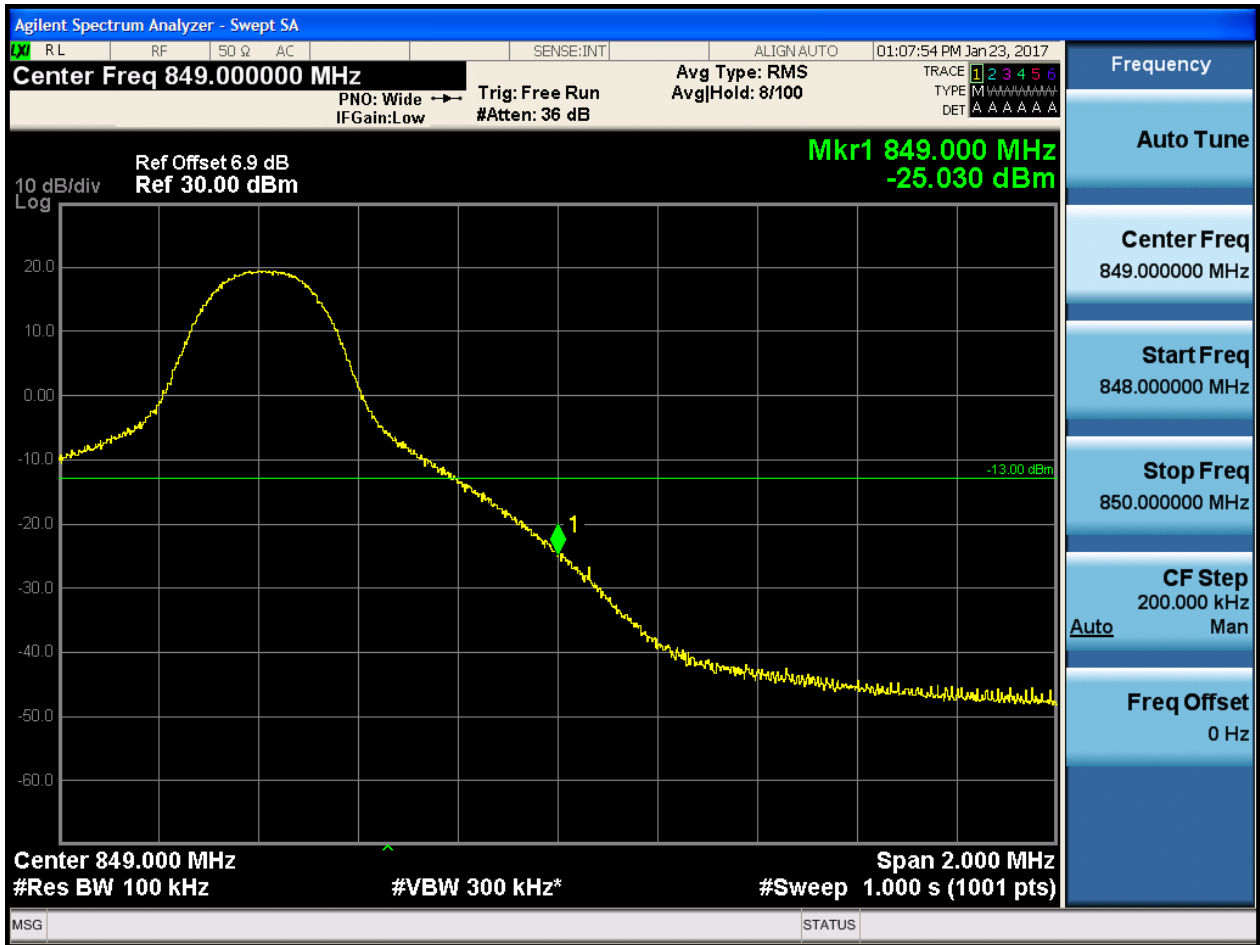
5.1.1.2.4.2 Test Channel = HCH

5.1.1.2.4.2.1 Test RB = RB1#0





5.1.1.2.4.2.2 Test RB = RB1#49





5.1.1.2.4.2.3 Test RB = RB25#13

