

FCC Radio Test Report

FCC ID: QISB525S-65A

This report concerns (check one): Original Grant Class II Change

Project No. : 1701C181A
Equipment : LTE CPE
Model Name : B525s-65a
Applicant : Huawei Technologies Co., Ltd.
Address : Administration Building, Headquarters of Huawei Technologies Co., Ltd., Bantian, Longgang District Shenzhen, 518129, P.R.C

Date of Receipt : Feb. 21, 2017
Date of Test : Feb. 21, 2017 ~ Mar. 02, 2017
Issued Date : Mar. 03, 2017
Tested by : BTL Inc.

Technical Engineer :

Shawn Xiao
(Shawn Xiao)

Authorized Signatory :

Steven Lu
(Steven Lu)

B T L I N C .

No.3, Jinshagang 1st Road, Shixia, Dalang Town, Dongguan, Guangdong, China.

TEL: +86-769-8318-3000 FAX: +86-769-8319-6000

Declaration

BTL represents to the client that testing is done in accordance with standard procedures as applicable and that test instruments used has been calibrated with standards traceable to international standard(s) and/or national standard(s).

BTL's reports apply only to the specific samples tested under conditions. It is manufacture's responsibility to ensure that additional production units of this model are manufactured with the identical electrical and mechanical components. **BTL** shall have no liability for any declarations, inferences or generalizations drawn by the client or others from **BTL** issued reports.

BTL's report must not be used by the client to claim product certification, approval, or endorsement by NVLAP, NIST, or any agency of the Federal Government.

This report is the confidential property of the client. As a mutual protection to the clients, the public and **BTL-self**, extracts from the test report shall not be reproduced except in full with **BTL's** authorized written approval.

BTL's laboratory quality assurance procedures are in compliance with the **ISO Guide17025** requirements, and accredited by the conformity assessment authorities listed in this test report.

Limitation

For the use of the authority's logo is limited unless the Test Standard(s)/Scope(s)/Item(s) mentioned in this test report is (are) included in the conformity assessment authorities acceptance respective.

Table of Contents	Page
REPORT ISSUED HISTORY	4
1 . CERTIFICATION	5
2 . SUMMARY OF TEST RESULTS	6
2.1 TEST FACILITY	7
2.2 MEASUREMENT UNCERTAINTY	7
3 . GENERAL INFORMATION	8
3.1 GENERAL DESCRIPTION OF EUT	8
3.2 DESCRIPTION OF TEST MODES AND TEST CONDITION	9
3.3 BLOCKDIAGRAMSHOWINGTHECONFIGURATIONOFSYSTEMTESTED FOR RADIATED	10
3.4 DESCRIPTION OF SUPPORT UNITS	10
4 . TEST RESULT	11
4.1 RADIATED EMISSIONS MEASUREMENT	11
4.1.1 LIMIT	11
4.1.2 TEST PROCEDURES	11
4.1.3 TESTSETUP LAYOUT	11
4.1.4 TESTDEVIATION	11
4.1.5 TEST RESULTS	11
5. LIST OF MEASUREMENT EQUIPMENTS	12
ATTACHMENT A - RADIATED EMISSION	14

REPORT ISSUED HISTORY

Issued No.	Description	Issued Date
BTL-FCCP-4-1701C181A	Original Issue.	Mar. 03, 2017

1. CERTIFICATION

Equipment : LTE CPE
Brand Name : HUAWEI
Model Name : B525s-65a
Applicant : Huawei Technologies Co. ,Ltd.
Manufacturer : Huawei Technologies Co. ,Ltd.
Address : Administration Building, Headquarters of Huawei Technologies Co., Ltd.,
Bantian, Longgang District Shenzhen,518129, P.R.C
Factory : Shenzhen Zowee Technology.co.,ltd
Address : Shenzhen songgang town pond under chung industrial avenue with rich
industrial area
Date of Test : Feb. 21, 2017 ~ Mar. 02, 2017
Test Sample : Engineering Sample
Standard(s) : 47 CFR FCC Part 24 Subpart E
47 CFR FCC Part 2
ANSI/TIA-603-D-2010
KDB 971168 D01 Power Meas License Digital Systems v02r02

The above equipment has been tested and found compliance with the requirement of the relative standards by BTL Inc.

The test data, data evaluation, and equipment configuration contained in our test report (Ref No. BTL-FCCP-4-1701C181A) were obtained utilizing the test procedures, test instruments, test sites that has been accredited by the Authority of TAF according to the ISO-17025 quality assessment standard and technical standard(s).

Test results included in this report is only for the DCS1900, WCDMA Band 2 and LTE Band 2 RSE part.

2. SUMMARY OF TEST RESULTS

Test procedures according to the technical standard(s):

FCC Part 22 Subpart H& Part 2			
Standard(s) Section	Test Item	Judgment	Tested By
2.1053 24.238(a)	Radiated Spurious Emissions	PASS	Biao Chen

NOTE:

(1) "N/A" denotes test is not applicable to this device.

2.1 TEST FACILITY

The test facilities used to collect the test data in this report is at the location of No.3,Jinshagang 1st Road, Shixia, Dalang Town, Dongguan, Guangdong, China.

BTL's test firm number for FCC: 319330

2.2 MEASUREMENT UNCERTAINTY

Where relevant, the following measurement uncertainty levels have been estimated for tests performed on the EUT as specified in CISPR 16-4-2. The BTL measurement uncertainty is less than the CISPR 16-4-2 U_{CISPR} requirement.

The reported uncertainty of measurement $y \pm U$, where expanded uncertainty U is based on a standard uncertainty multiplied by a coverage factor of $k=2$, providing a level of confidence of approximately 95 %.

Test Site	Method	Measurement Frequency Range	Ant. H / V	U_1 (dB)
DG-CB03 (3m)	CISPR	9KHz ~ 30MHz	V	3.79
		9KHz ~ 30MHz	H	3.57
		30MHz ~ 200MHz	V	3.82
		30MHz ~ 200MHz	H	3.78
		200MHz ~ 1,000MHz	V	4.10
		200MHz ~ 1,000MHz	H	4.06

Test Site	Method	Measurement Frequency Range	Ant. H / V	U_1 (dB)
DG-CB03 (3m)	CISPR	1GHz ~ 18GHz	V	3.12
		1GHz ~ 18GHz	H	3.68

Test Site	Method	Measurement Frequency Range	Ant. H / V	U_1 (dB)
DG-CB03 (1m)	CISPR	18GHz ~ 40GHz	V	4.15
		18GHz ~ 40GHz	H	4.14

Note: Unless specifically mentioned, the uncertainty of measurement has not been taken into account to declare the compliance or non-compliance to the specification.

3. GENERAL INFORMATION

3.1 GENERAL DESCRIPTION OF EUT

Equipment	LTE CPE	
Brand Name	HUAWEI	
Model Name	B525s-65a	
Model Difference	N/A	
Modulation Type	GSM/GPRS	GMSK
	EDGE	GMSK, 8PSK
	WCDMA	Uplink: BPSK Downlink: QPSK
	WCDMA(HSDPA/HSUPA/HSPA+/DC-HSDPA/DC-HSUPA)	16QAM
	LTE	QPSK, 16QAM
Operation Frequency	GSM /EDGE/GPRS	1850.2 ~ 1909.8 MHz
	WCDMA Band 2	1852.4 ~ 1907.6 MHz
	LTE 2 (Channel Bandwidth: 1.4MHz)	1850.7 ~ 1909.3 MHz
	LTE 2 (Channel Bandwidth: 3MHz)	1851.5 ~ 1908.5 MHz
	LTE 2 (Channel Bandwidth: 5MHz)	1852.5 ~ 1907.5 MHz
	LTE 2 (Channel Bandwidth: 10MHz)	1855.0 ~ 1905.0 MHz
	LTE 2 (Channel Bandwidth: 15MHz)	1857.5 ~ 1902.5 MHz
	LTE 2 (Channel Bandwidth: 20MHz)	1860.0 ~ 1900.0 MHz

Antenna Type	Internal Antenna & External Antenna	
Antenna Gain for Internal	2 dBi for GSM, 1.5 dBi for WCDMA, 1.5 dBi for LTE	
Antenna Gain for External	1,3 dBi for GSM, 1,3 dBi for WCDMA, 1,3 dBi for LTE	
Hardware Version	WL1B525I	
Software Version	11.232.08.DM.00	
IMEI No.1	Radiated	864005030005106
Power Source	DC Voltage supplied from AC/DC adapter. #1 Manufacturer / Model: Fu Hua / HW-120200U01(US) #2 Manufacturer / Model: Ou Lu Tong / HW-120200U01(US)	
Power Rating	DC12V 2A	

Note:

- For a more detailed features description, please refer to the manufacturer's specifications or the user's manual.

3.2 DESCRIPTION OF TEST MODES AND TEST CONDITION

Following channel(s) was (were) selected for the final test as listed below:

GSM MODE			
Test Item	Available Channel	Tested Channel	Mode
Radiated Emission	512 to 810	661	GSM, EDGE

WCDMA MODE			
Test Item	Available Channel	Tested Channel	Mode
Radiated Emission	9262 to 9538	9400	WCDMA, HSDPA, HSUPA

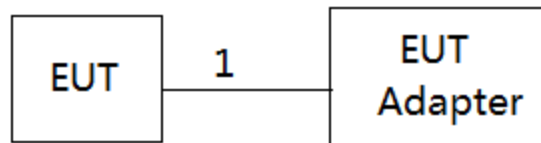
Note: This device was tested under all bandwidths, RB configurations and modulations. The worst case was found in **QPSK** modulation.

LTE BAND 2 MODE					
Test Item	Available Channel	Tested Channel	Channel Bandwidth	Modulation	Mode
Radiated Emission	18607 to 19193	18900	1.4MHz	QPSK	1 RB / 0 RB Offset
	18700 to 19100	18900	20MHz	QPSK	1 RB / 0 RB Offset

EUT TEST CONDITIONS:

Test Item	Environmental Conditions	Test Voltage
Radiated Emission	25°C, 60%RH	AC 120V/60Hz

3.3 BLOCK DIAGRAM SHOWING THE CONFIGURATION OF SYSTEM TESTED FOR RADIATED



3.4 DESCRIPTION OF SUPPORT UNITS

The EUT has been tested as an independent unit together with other necessary accessories or support units. The following support units or accessories were used to form a representative test configuration during the tests.

Item	Equipment	Mfr/Brand	Model/Type No.	FCC ID	Series No.
-	-	-	-	-	-

Item	Shielded Type	Ferrite Core	Length	Note
1	NO	NO	1.5m	AC Cable

4. TEST RESULT

4.1 RADIATED EMISSIONS MEASUREMENT

4.1.1 LIMIT

The power of any emission outside of the authorized operating frequency ranges must be attenuated below the transmitting power (P) by a factor of at least $43 + 10 \log(P)$ dB. The emission limit equal to -13dBm.

4.1.2 TEST PROCEDURES

1. Substitution method is used for E.I.R.P measurement. In the semi-anechoic chamber, EUT placed on the 0.8m height of Turn Table, rotated the table around 360 degrees to search the maximum radiation power and receiver antenna shall be rotated vertical and horizontal polarization and moved height from 1m to 4m to find the maximum polar radiated power. The "Read Value" is the spectrum reading the maximum power value.
2. The substitution horn antenna is substituted for EUT at the same position and signals generator export the CW signal to the substitution antenna via a TX cable. Rotated the Turn Table and moved receiving antenna to find the maximum radiation power. Adjust output power level of S.G to get a Value of spectrum reading equal to "Read Value " of step a. Record the power level of S.G
3. EIRP = Output power level of S.G – TX cable loss + Antenna gain of substitution horn.
4. E.R.P power can be calculated form E.I.R.P power by subtracting the gain of dipole, E.R.P power = E.I.P.R power - 2.15dBi.
5. The resolution bandwidth and video bandwidth of test receiver/spectrum analyzer is 1MHz/3MHz.

4.1.3 TESTSETUP LAYOUT

This test setup layout is the same as that shown in **section 4.1.3**.

4.1.4 TESTDEVIATION

No deviation

4.1.5 TEST RESULTS

Please refer to the Attachment A.

5. LIST OF MEASUREMENT EQUIPMENTS

Radiated Emission					
Item	Kind of Equipment	Manufacturer	Type No.	Serial No.	Calibrated until
1	Antenna	Schwarbeck	VULB9160	9160-3232	Mar. 27, 2017
2	Double Ridged Guide Antenna	ETS	3115	75789	Mar. 27, 2017
3	Broad-Band Horn Antenna	Schwarzbeck	BBHA 9170	9170319	Apr. 23, 2017
4	Amplifier	Agilent	8449B	3008A02274	Mar. 10, 2017
5	Amplifier	HP	8447D	2944A09673	Oct. 20, 2017
6	HighPass Filter	Wairwright Instruments Gmbh	WHK 1.5/15G-10ST	11	Mar. 10, 2017
7	Band Reject Filter	Wairwright Instruments Gmbh	WRCG 1710/1785-1690/180 5-60/12SS	38	Feb. 22, 2018
8	Band Reject Filter	Wairwright Instruments Gmbh	WRCG 824/849-810/863-60/ 9SS	7	Feb. 22, 2018
9	Band Reject Filter	Wairwright Instruments Gmbh	WRCG 880/915-860/935-60/ 9SS	14	Feb. 22, 2018
10	Band Reject Filter	Wairwright Instruments Gmbh	WRCG 1850/1910-1830/193 0-60/10SS	17	Feb. 22, 2018
11	HighPass Filter	Wairwright Instruments Gmbh	WHK3.1/18G-10SS	24	Mar. 10, 2017
12	Wireless Communication Test SET	Agilent	E5515C	MY48364183	Mar. 27, 2017

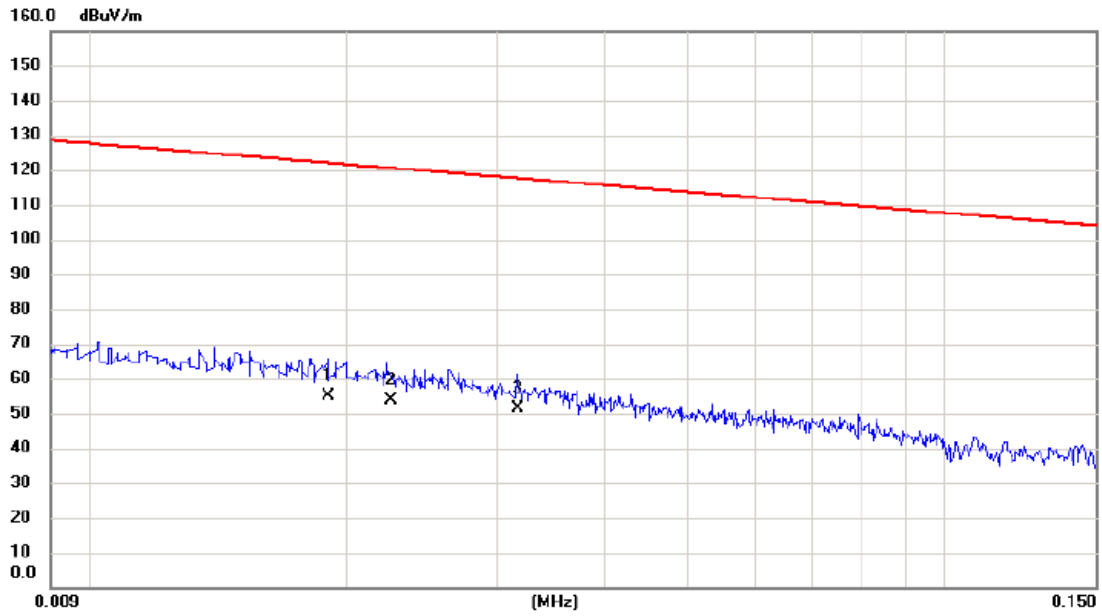
13	Microwave Preamplifier With Adaptor	EMC INSTRUMENT	EMC2654045	980039 & HA01	Mar. 27, 2017
14	Receiver	Agilent	N9038A	MY52130039	Sep. 04, 2017
15	wideband radio communication tester	R&S	CMW500	152372	Mar. 27, 2017
16	High pass filter	ZHPF-M1000-4000-1	ZHPF-M3-12.75G-3869	B2015073763	Aug. 04, 2017
17	High pass filter	ZHPF-M3-12.75G-3869	ZHPF-M1000-4000-1	B2015073762	Aug. 04, 2017
18	High pass filter	ZHPF-M6-18G-1727	ZHPF-M6-186-1727	B2015073764	Aug. 04, 2017
19	Cable	emci	LMR-400(30MHz-1GHz)(8m+5m)	N/A	Jun. 27, 2017
20	Cable	emci	EMC104-SM-SM-12000(12m)	N/A	Jul. 06, 2017
21	Controller	ETS-Lindgren	2090	N/A	N/A
22	Measurement Software	Farad	EZ-EMC Ver.NB-03A1-01	N/A	N/A

Remark: "N/A" denotes no model name, serial no. or calibration specified.
 All calibration period of equipment list is one year.

ATTACHMENT A - RADIATED EMISSION

Test Mode: TX MODE _Adapter:Fu Hua

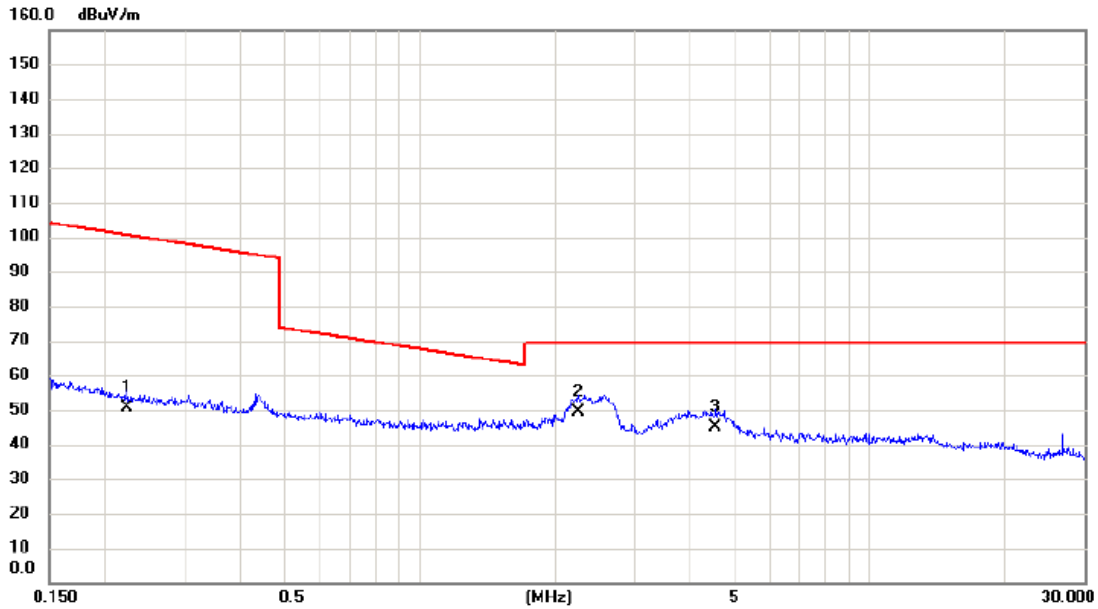
Ant 0°



No.	Mk.	Freq. MHz	Reading Level dBuV	Correct Factor dB	Measure- ment dBuV/m	Limit dBuV/m	Margin dB	Detector	Comment
1		0.0190	31.31	23.58	54.89	122.03	-67.14	AVG	
2		0.0225	30.45	23.21	53.66	120.56	-66.90	AVG	
3	*	0.0317	29.16	22.08	51.24	117.58	-66.34	AVG	

Test Mode: TX MODE _Adapter:Fu Hua

Ant 0°
Horizontal

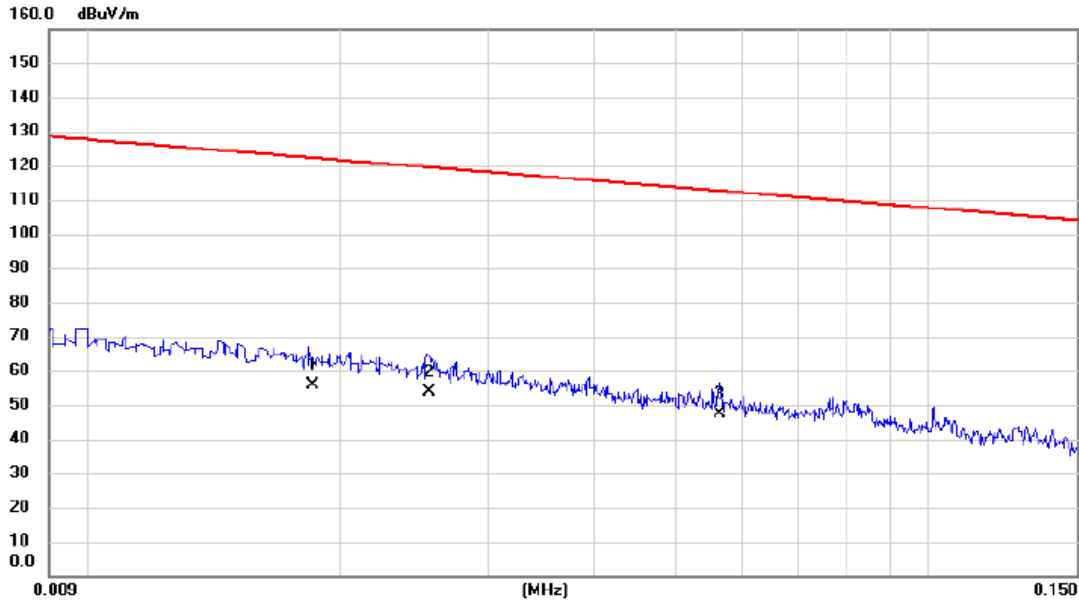


No.	Mk.	Freq. MHz	Reading Level dBuV	Correct Factor dB	Measure- ment dBuV/m	Limit dBuV/m	Margin dB	Detector	Comment
1		0.2243	32.02	18.68	50.70	100.59	-49.89	AVG	
2	*	2.2486	31.66	17.59	49.25	69.54	-20.29	QP	
3		4.5254	27.50	17.67	45.17	69.54	-24.37	QP	

Test Mode: TX MODE _Adapter:Fu Hua

Ant 90°

Horizontal

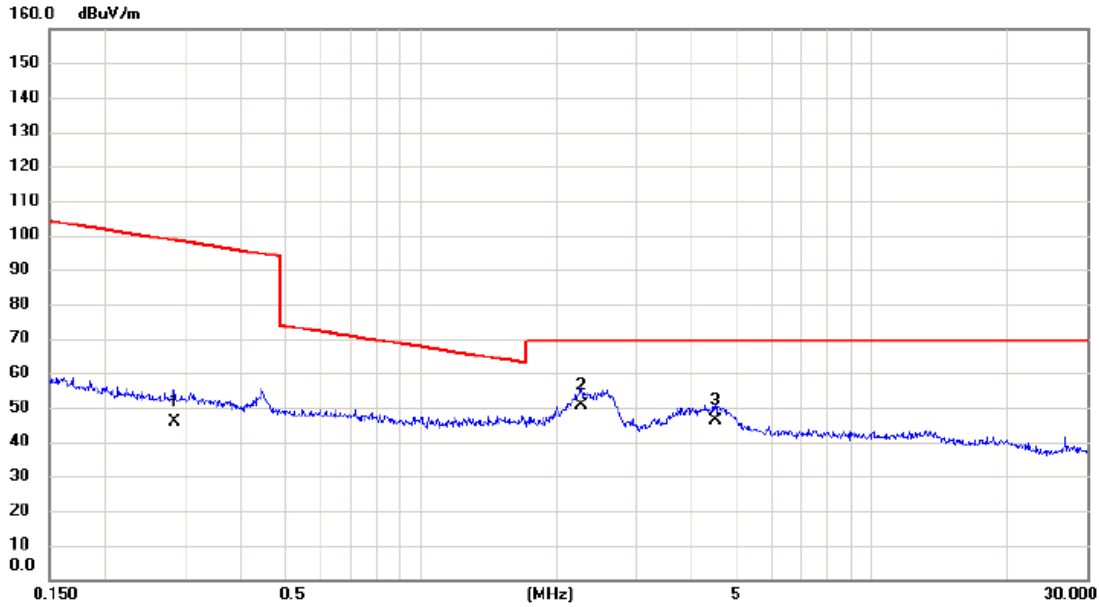


No.	Mk.	Freq. MHz	Reading Level dBuV	Correct Factor dB	Measure- ment dBuV/m	Limit dBuV/m	Margin dB	Detector	Comment
1		0.0185	32.23	23.61	55.84	122.26	-66.42	AVG	
2		0.0255	31.08	22.84	53.92	119.47	-65.55	AVG	
3	*	0.0565	27.73	19.75	47.48	112.56	-65.08	AVG	

Test Mode: TX MODE _Adapter:Fu Hua

Ant 90°

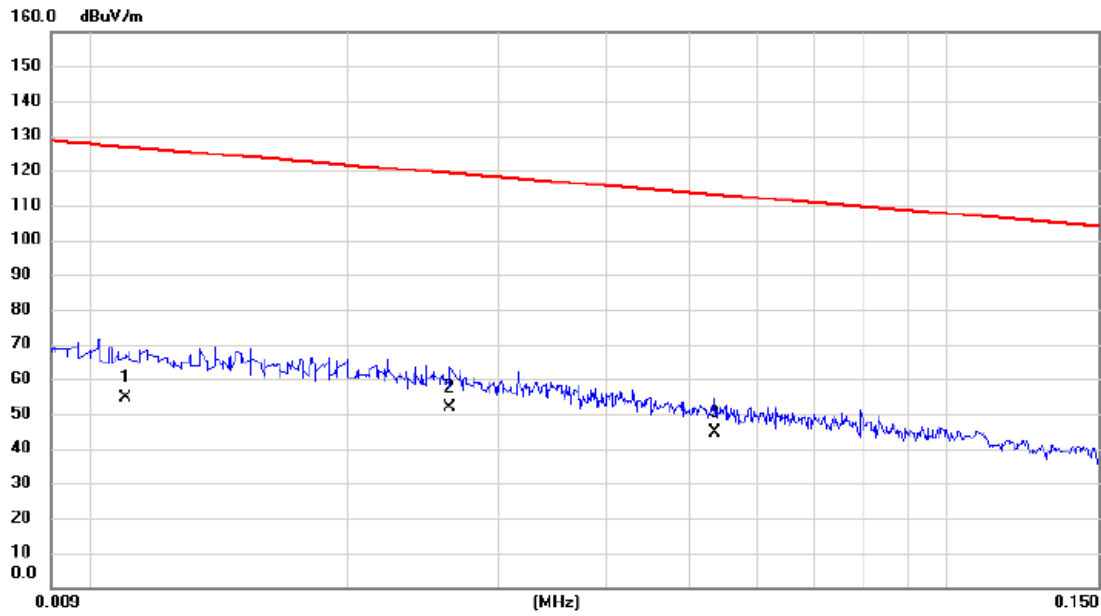
Horizontal



No.	Mk.	Freq. MHz	Reading Level dBuV	Correct Factor dB	Measure- ment dBuV/m	Limit dBuV/m	Margin dB	Detector	Comment
1		0.2833	27.34	18.61	45.95	98.56	-52.61	AVG	
2	*	2.2726	33.19	17.56	50.75	69.54	-18.79	QP	
3		4.5015	28.47	17.72	46.19	69.54	-23.35	QP	

Test Mode: TX MODE _Adapter:Ou Lu Tong

Ant 0°

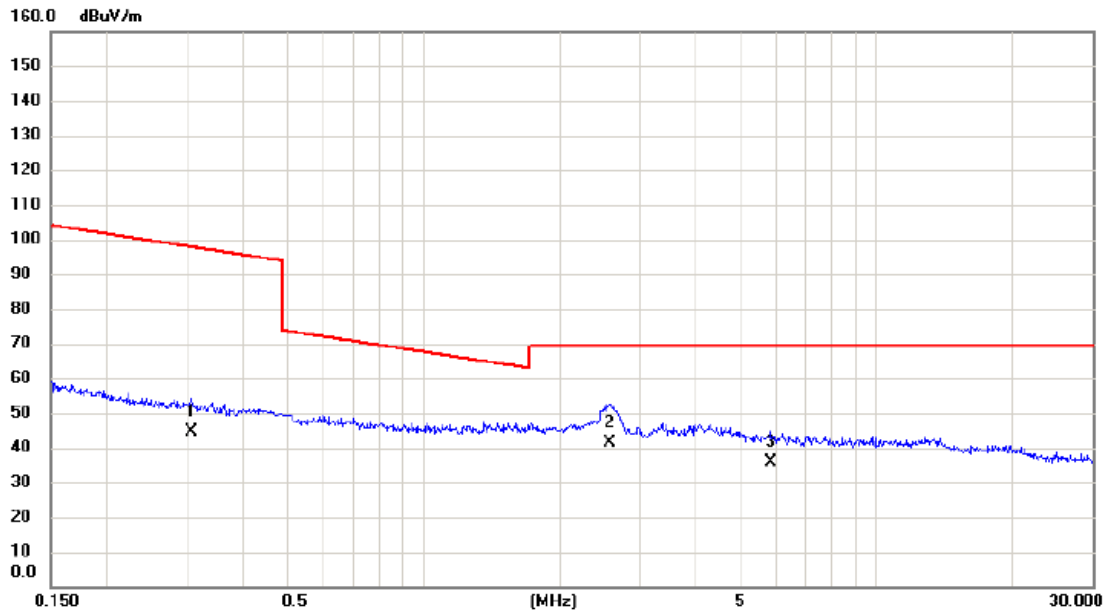


No.	Mk.	Freq. MHz	Reading Level dBuV	Correct Factor dB	Measure- ment dBuV/m	Limit dBuV/m	Margin dB	Detector	Comment
1		0.0110	30.54	24.06	54.60	126.78	-72.18	AVG	
2	*	0.0263	28.91	22.74	51.65	119.21	-67.56	AVG	
3		0.0536	24.63	19.78	44.41	113.02	-68.61	AVG	

Test Mode: TX MODE _Adapter:Ou Lu Tong

Ant 0°

Horizontal

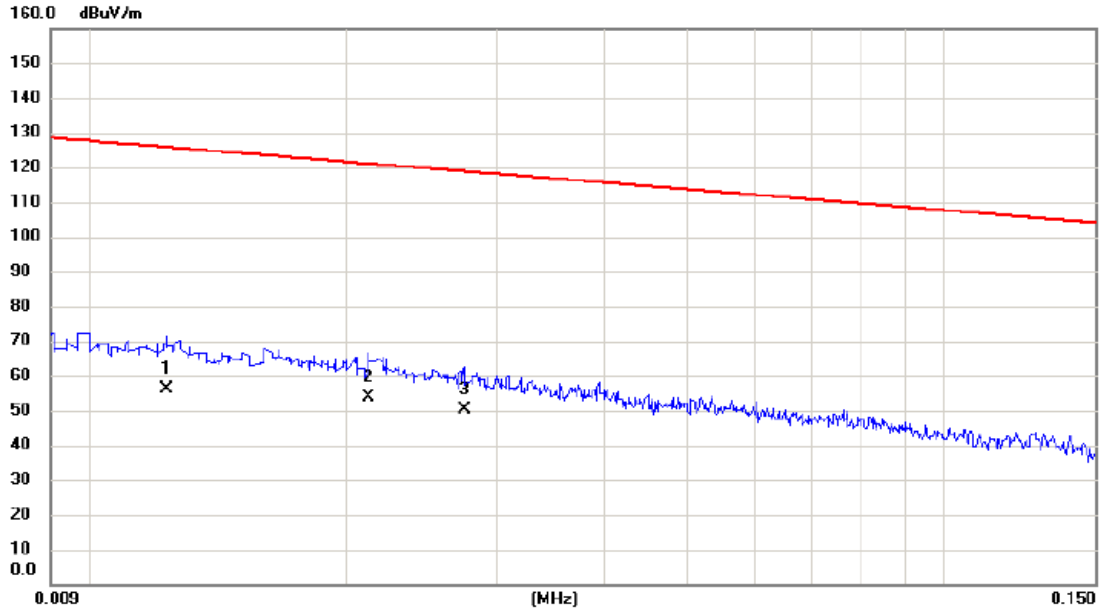


No.	Mk.	Freq. MHz	Reading Level dBuV	Correct Factor dB	Measure- ment dBuV/m	Limit dBuV/m	Margin dB	Detector	Comment
1		0.3082	25.83	18.58	44.41	97.83	-53.42	AVG	
2	*	2.5807	24.16	17.17	41.33	69.54	-28.21	QP	
3		5.8357	19.22	16.54	35.76	69.54	-33.78	QP	

Test Mode: TX MODE _Adapter:Ou Lu Tong

Ant 90°

Horizontal

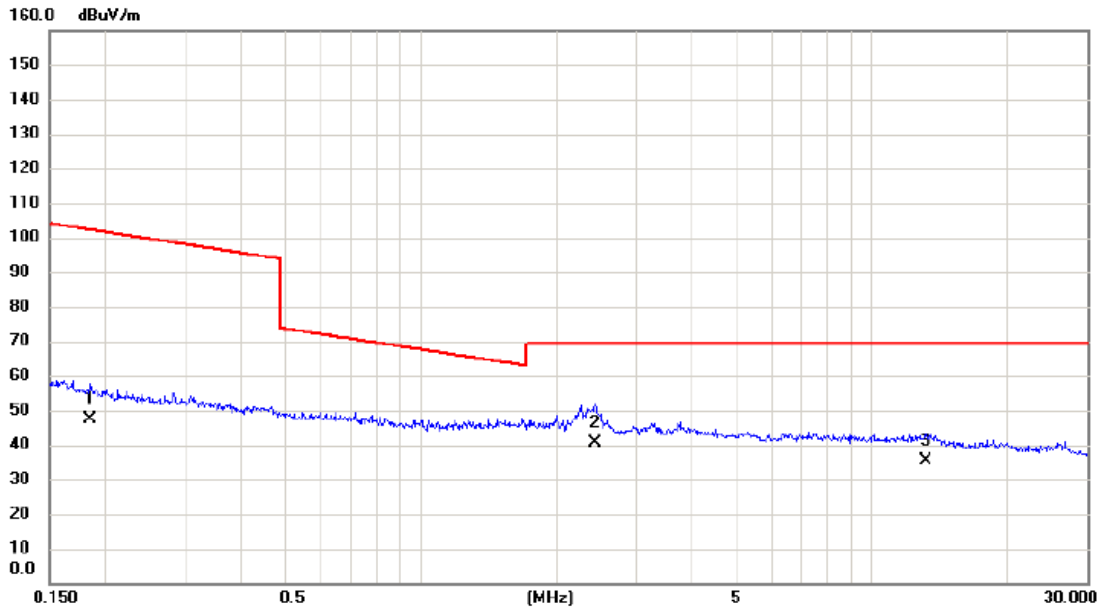


No.	Mk.	Freq. MHz	Reading Level dBuV	Correct Factor dB	Measure- ment dBuV/m	Limit dBuV/m	Margin dB	Detector	Comment
1		0.0123	32.11	23.98	56.09	125.81	-69.72	AVG	
2	*	0.0212	30.32	23.37	53.69	121.08	-67.39	AVG	
3		0.0275	27.81	22.59	50.40	118.82	-68.42	AVG	

Test Mode: TX MODE _Adapter:Ou Lu Tong

Ant 90°

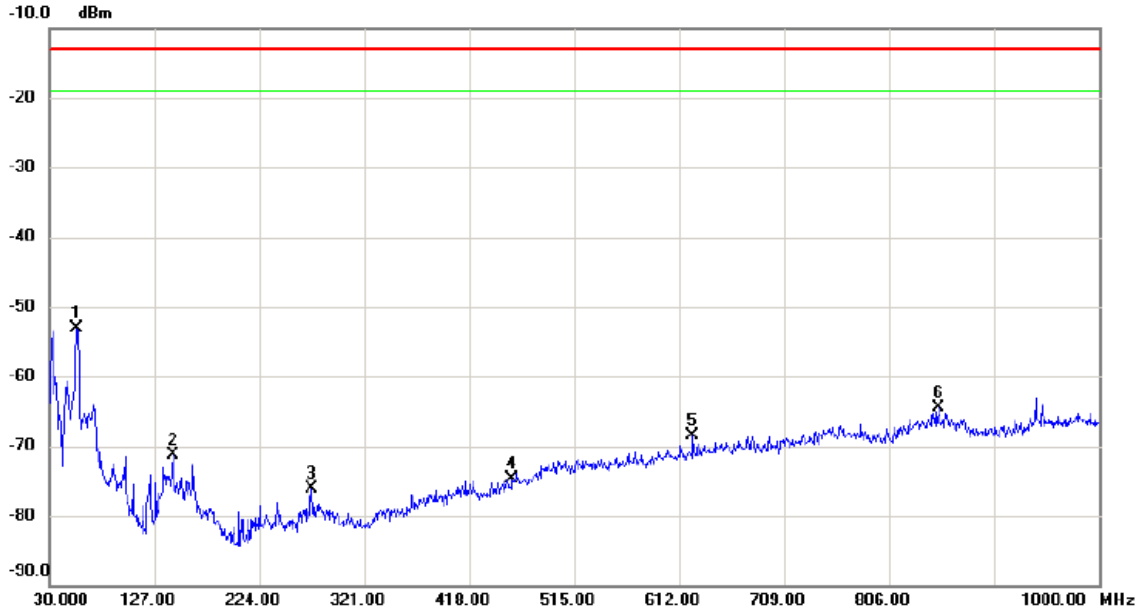
Horizontal



No.	Mk.	Freq. MHz	Reading Level dBuV	Correct Factor dB	Measure- ment dBuV/m	Limit dBuV/m	Margin dB	Detector	Comment
1		0.1853	28.66	18.70	47.36	102.25	-54.89	AVG	
2	*	2.4346	23.31	17.36	40.67	69.54	-28.87	QP	
3		13.1965	19.53	15.75	35.28	69.54	-34.26	QP	

Test Mode: DCS1900_TX CH661_GSM_Internal Antenna

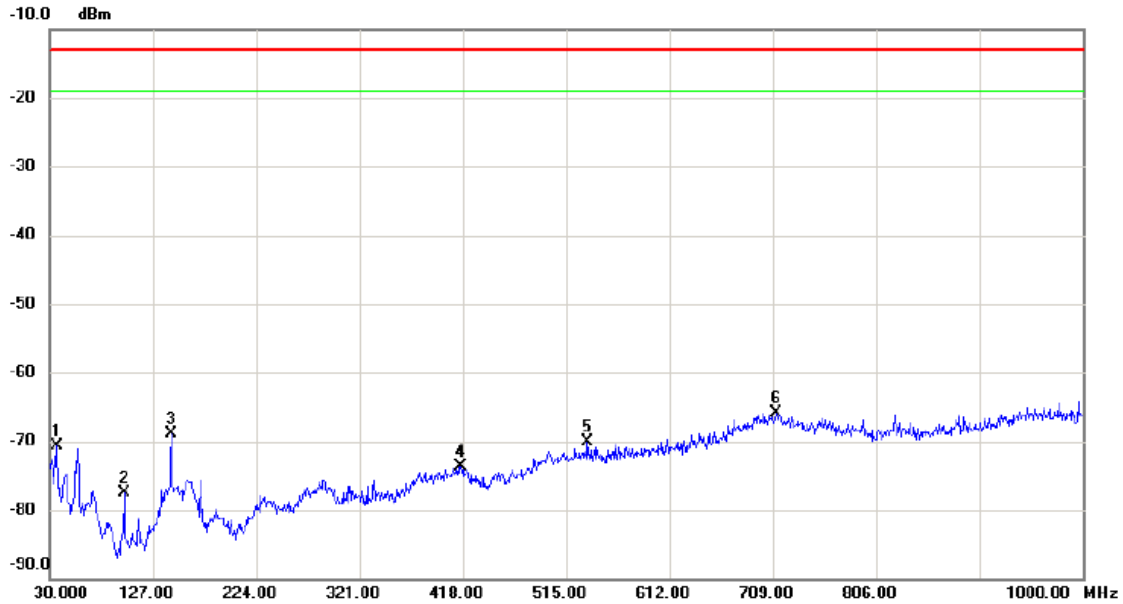
Vertical



No.	Mk.	Freq. MHz	Reading Level dBm	Correct Factor dB	Measure- ment dBm	Limit dBm	Margin dB	Detector	Comment
1	*	55.220	-55.72	2.61	-53.11	-13.00	-40.11	peak	
2		144.460	-73.99	2.60	-71.39	-13.00	-58.39	peak	
3		272.500	-78.34	2.30	-76.04	-13.00	-63.04	peak	
4		457.770	-80.49	5.69	-74.80	-13.00	-61.80	peak	
5		624.610	-77.85	9.40	-68.45	-13.00	-55.45	peak	
6		851.590	-78.96	14.42	-64.54	-13.00	-51.54	peak	

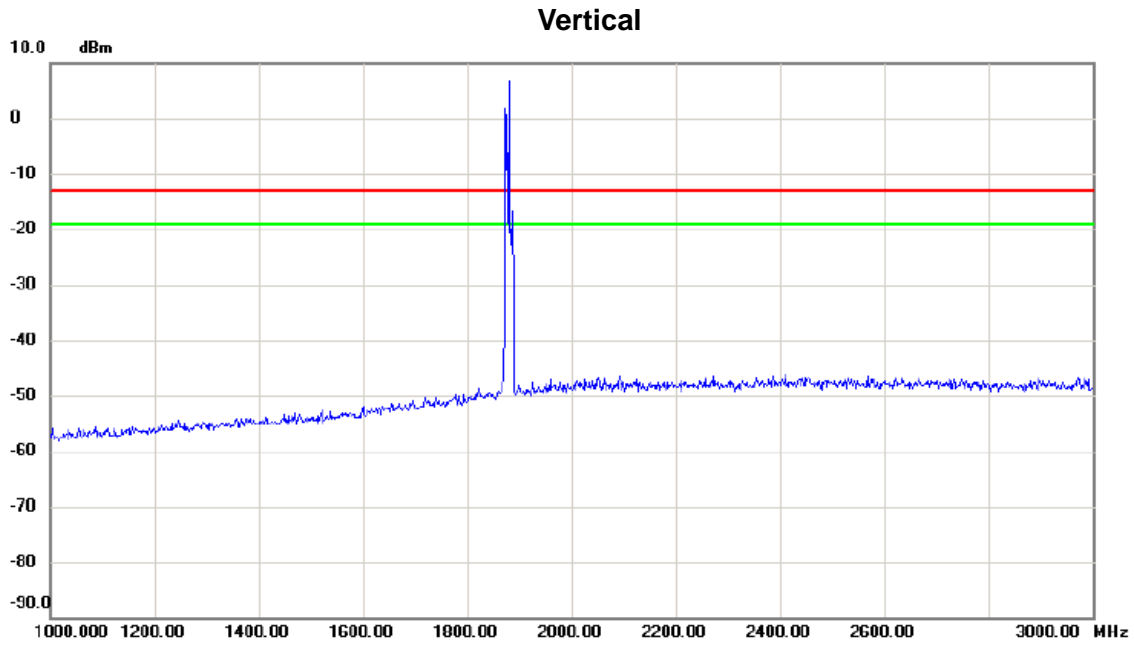
Test Mode: DCS1900_TX CH661_GSM_Internal Antenna

Horizontal



No.	Mk.	Freq. MHz	Reading Level dBm	Correct Factor dB	Measure- ment dBm	Limit dBm	Margin dB	Detector	Comment
1		36.790	-71.73	0.94	-70.79	-13.00	-57.79	peak	
2		99.840	-73.70	-3.86	-77.56	-13.00	-64.56	peak	
3		144.460	-72.61	3.63	-68.98	-13.00	-55.98	peak	
4		416.060	-80.29	6.68	-73.61	-13.00	-60.61	peak	
5		535.370	-78.17	8.09	-70.08	-13.00	-57.08	peak	
6	*	711.910	-79.64	13.69	-65.95	-13.00	-52.95	peak	

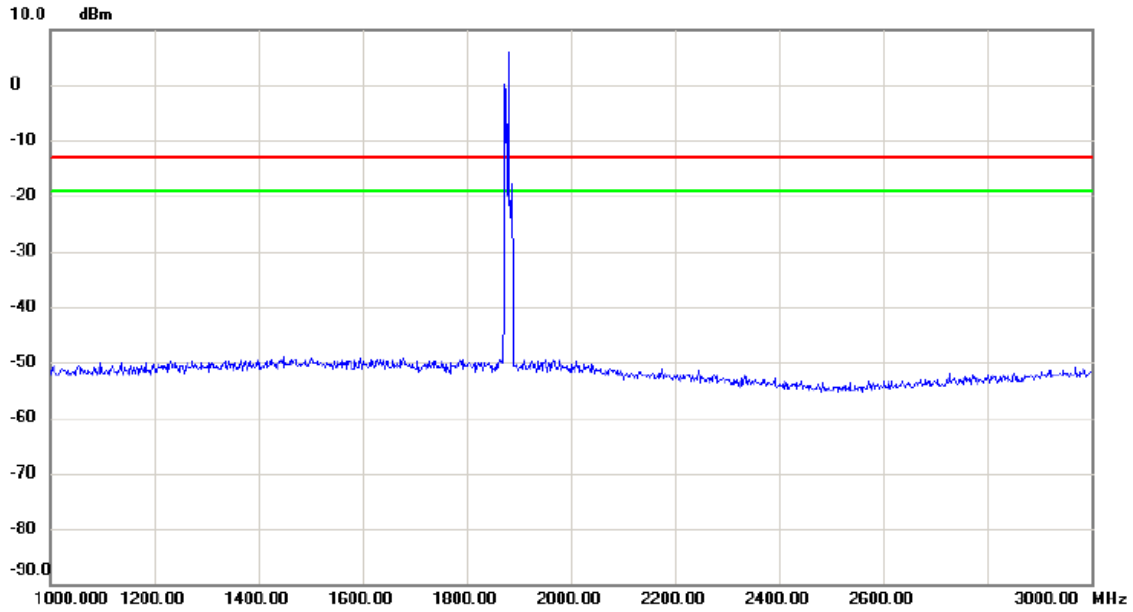
Test Mode: DCS1900_TX CH661_GSM_Internal Antenna



No.	Mk.	Freq. MHz	Reading Level dBm	Correct Factor dB	Measure- ment dBm	Limit dBm	Margin dB	Detector	Comment
		1900.00	5.00	0.00	5.00	-13.00	18.00		

Test Mode: DCS1900_TX CH661_GSM_Internal Antenna

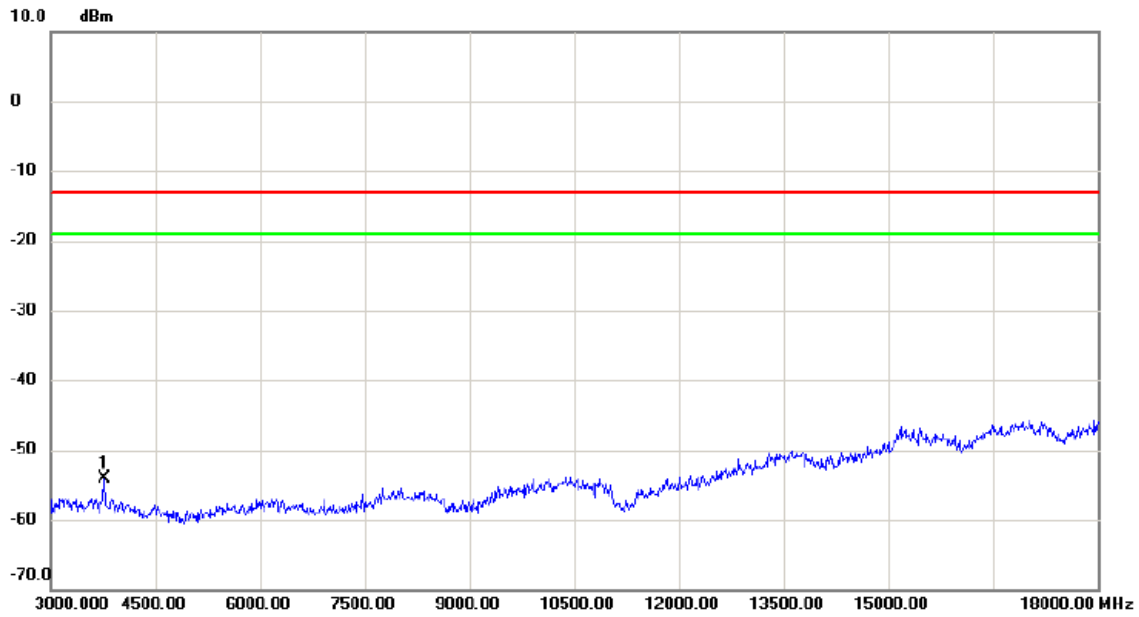
Horizontal



No.	Mk.	Freq.	Reading Level	Correct Factor	Measurement	Limit	Margin	Detector	Comment
		MHz	dBm	dB	dBm	dBm	dB		
		1850.00	5.00	0.00	5.00	-13.00	18.00		

Test Mode: DCS1900_TX CH661_GSM_Internal Antenna

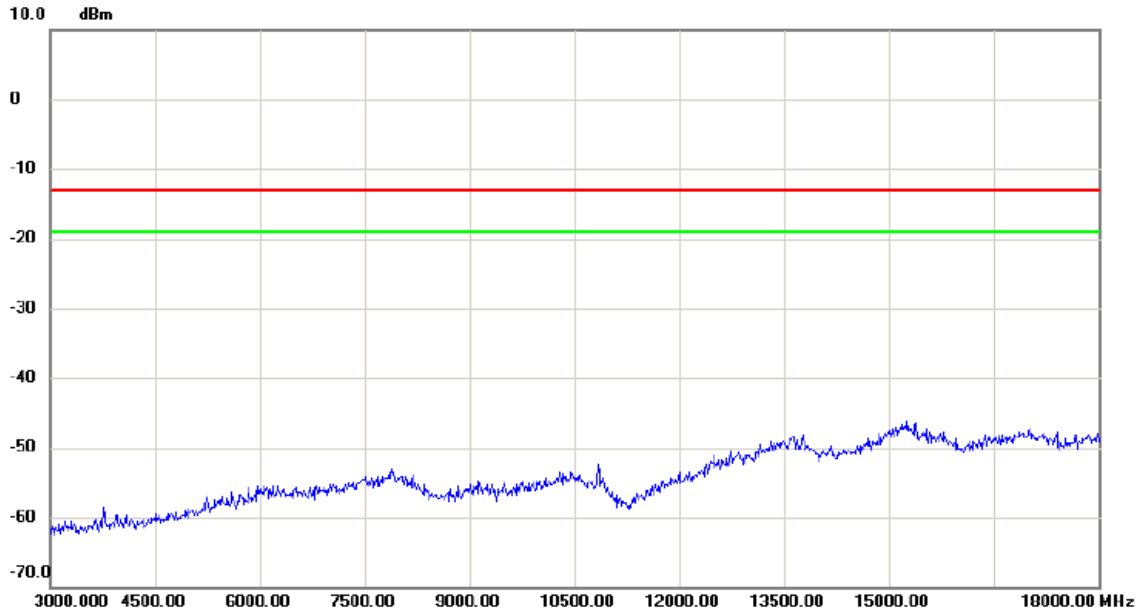
Vertical



No.	Mk.	Freq. MHz	Reading Level dBm	Correct Factor dB	Measure- ment dBm	Limit dBm	Margin dB	Detector	Comment
1	*	3765.000	-68.69	14.51	-54.18	-13.00	-41.18	peak	

Test Mode: DCS1900_TX CH661_GSM_Internal Antenna

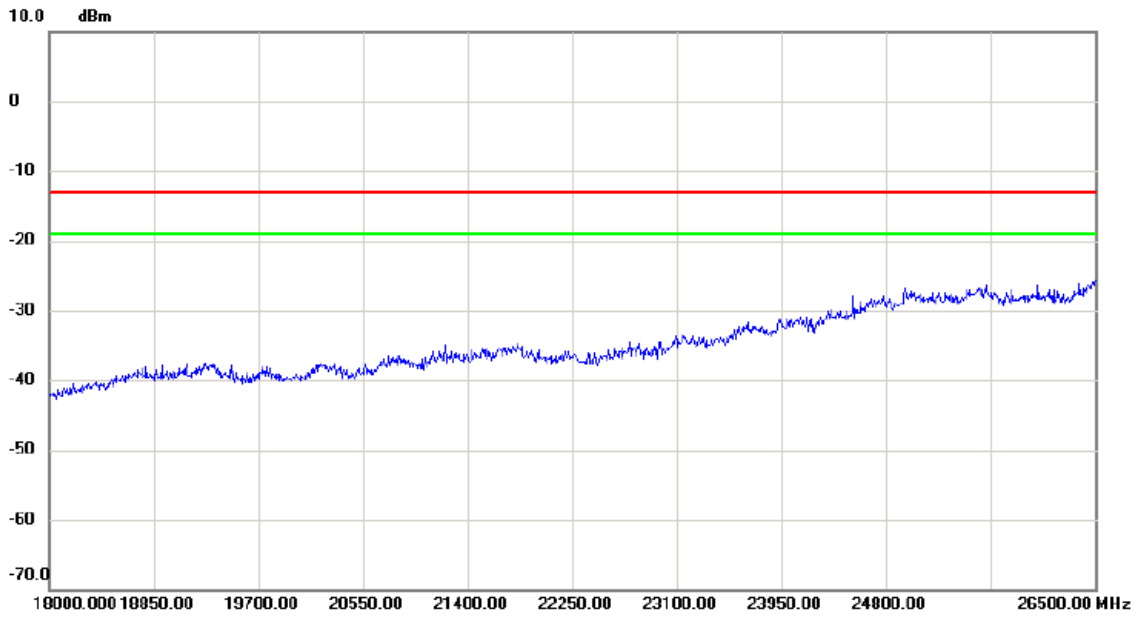
Horizontal



No.	Mk.	Freq.	Reading Level	Correct Factor	Measurement	Limit	Margin	Detector	Comment
		MHz	dBm	dB	dBm	dBm	dB		

Test Mode: DCS1900_TX CH661_GSM_Internal Antenna

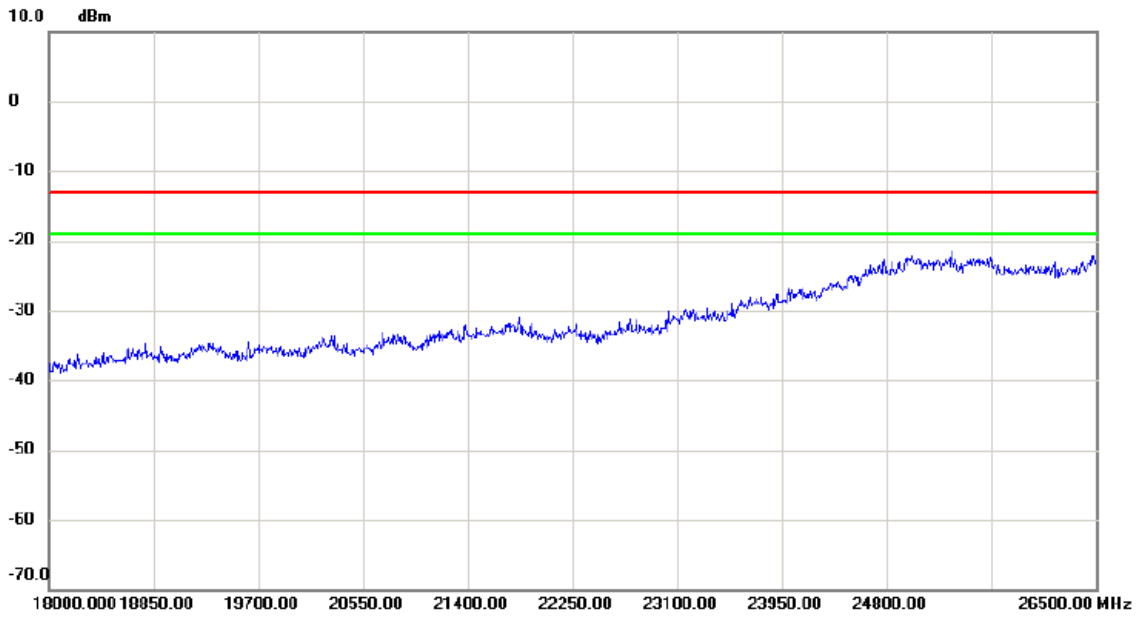
Vertical



No.	Mk.	Freq.	Reading Level	Correct Factor	Measurement	Limit	Margin	Detector	Comment
		MHz	dBm	dB	dBm	dBm	dB		

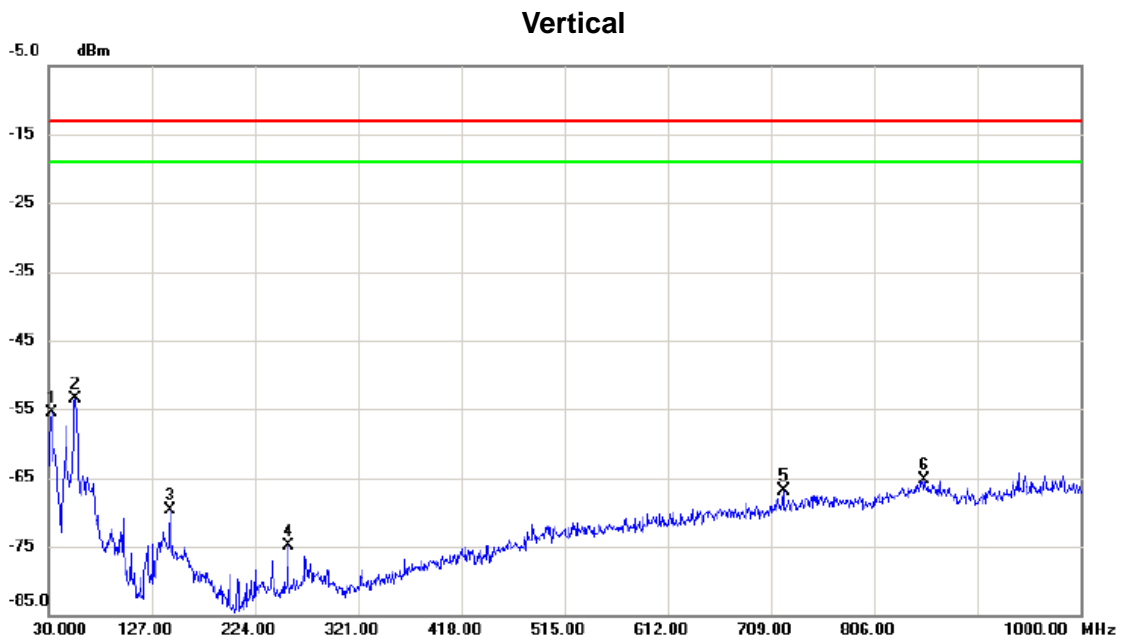
Test Mode: DCS1900_TX CH661_GSM_Internal Antenna

Horizontal



No.	Mk.	Freq.	Reading Level	Correct Factor	Measurement	Limit	Margin	Detector	Comment
		MHz	dBm	dB	dBm	dBm	dB		

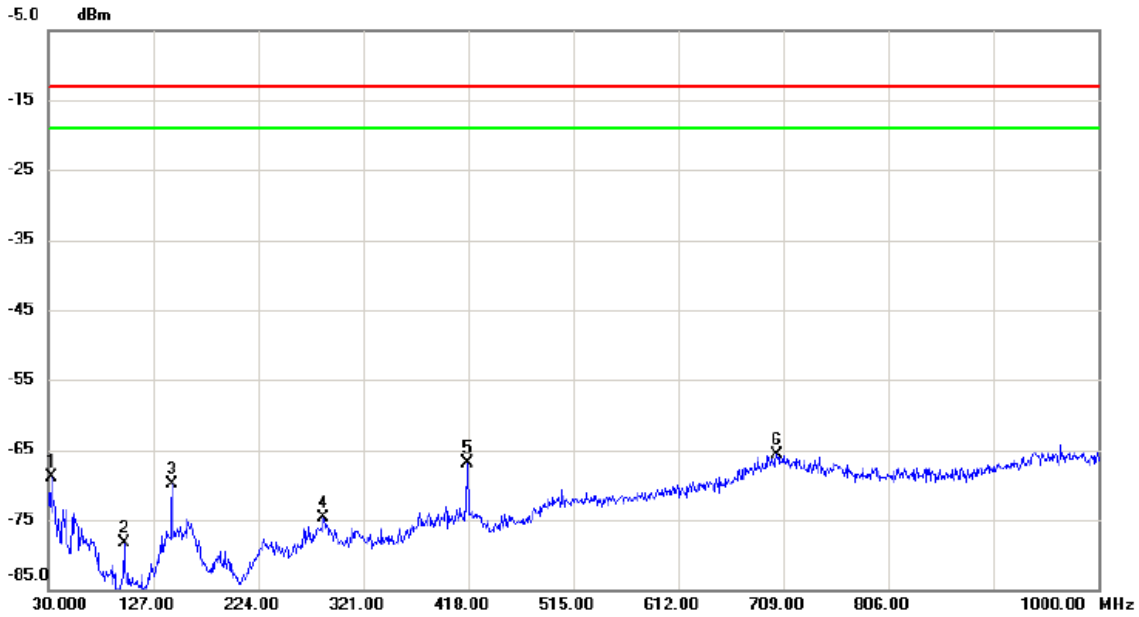
Test Mode: DCS1900_TX CH661_EDGE_Internal Antenna



No.	Mk.	Freq. MHz	Reading Level dBm	Correct Factor dB	Measure- ment dBm	Limit dBm	Margin dB	Detector	Comment
1		32.910	-54.47	-0.96	-55.43	-13.00	-42.43	peak	
2	*	55.220	-56.06	2.61	-53.45	-13.00	-40.45	peak	
3		144.460	-72.34	2.60	-69.74	-13.00	-56.74	peak	
4		255.040	-75.39	0.45	-74.94	-13.00	-61.94	peak	
5		720.640	-78.17	11.31	-66.86	-13.00	-53.86	peak	
6		853.530	-79.66	14.35	-65.31	-13.00	-52.31	peak	

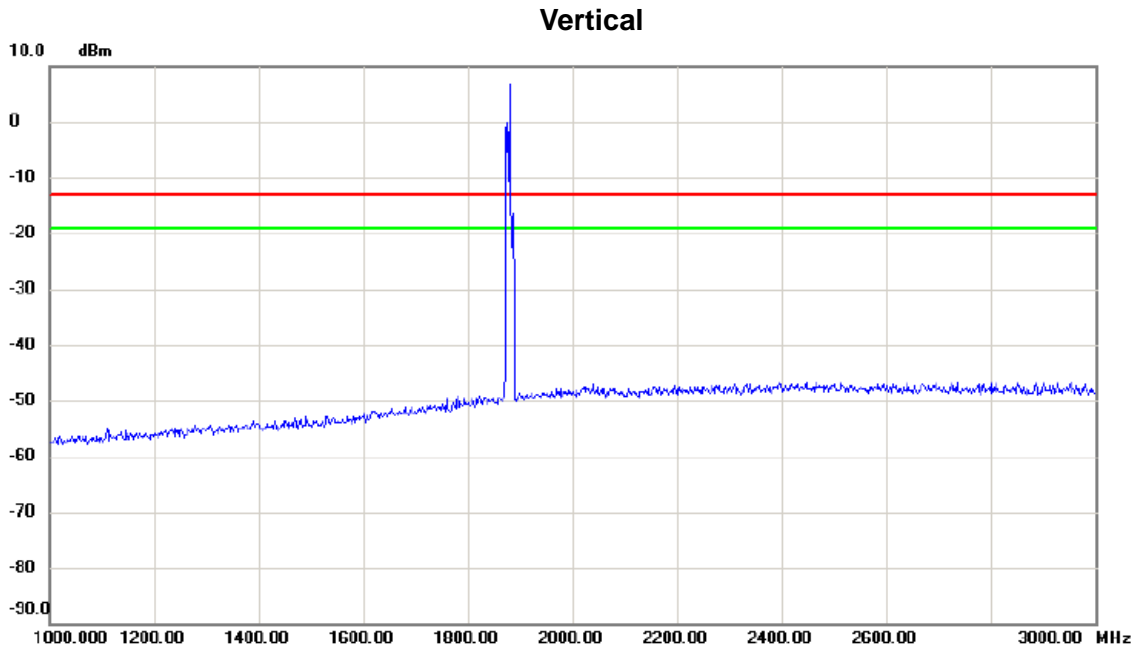
Test Mode: DCS1900_TX CH661_EDGE_Internal Antenna

Horizontal



No.	Mk.	Freq. MHz	Reading Level dBm	Correct Factor dB	Measure- ment dBm	Limit dBm	Margin dB	Detector	Comment
1		32.910	-69.80	0.96	-68.84	-13.00	-55.84	peak	
2		99.840	-74.37	-3.86	-78.23	-13.00	-65.23	peak	
3		144.460	-73.57	3.63	-69.94	-13.00	-56.94	peak	
4		284.140	-76.76	2.12	-74.64	-13.00	-61.64	peak	
5		417.030	-73.70	6.73	-66.97	-13.00	-53.97	peak	
6	*	703.180	-79.67	13.90	-65.77	-13.00	-52.77	peak	

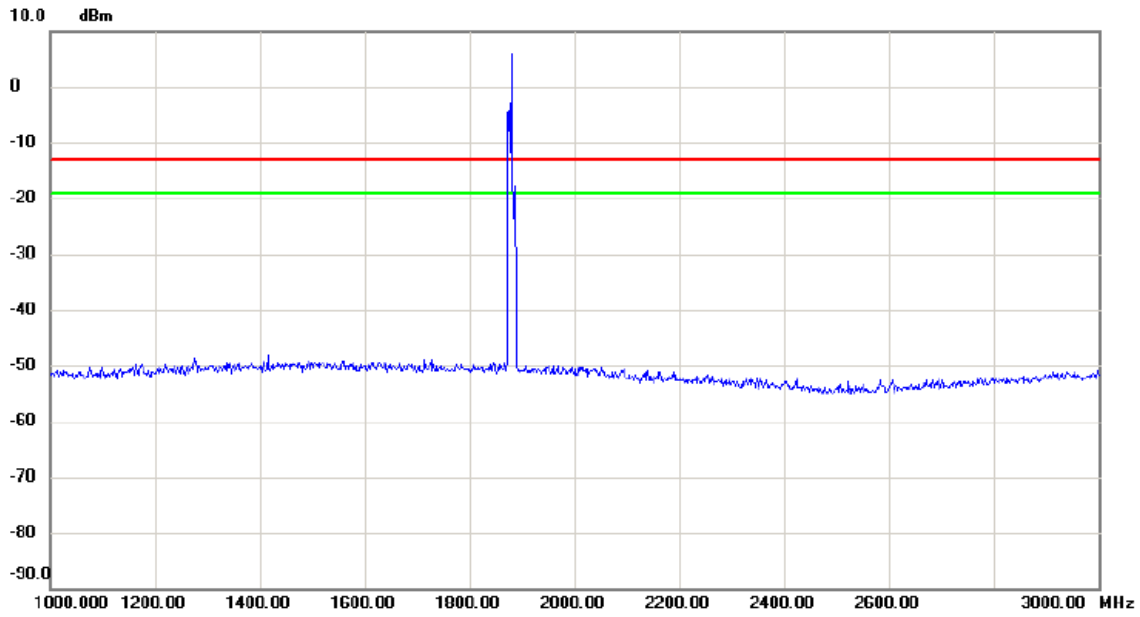
Test Mode: DCS1900_TX CH661_EDGE_Internal Antenna



No.	Mk.	Freq.	Reading Level	Correct Factor	Measurement	Limit	Margin	Detector	Comment
		MHz	dBm	dB	dBm	dBm	dB		
		1900.00	0.00		0.00	-15.00	15.00		

Test Mode: DCS1900_TX CH661_EDGE_Internal Antenna

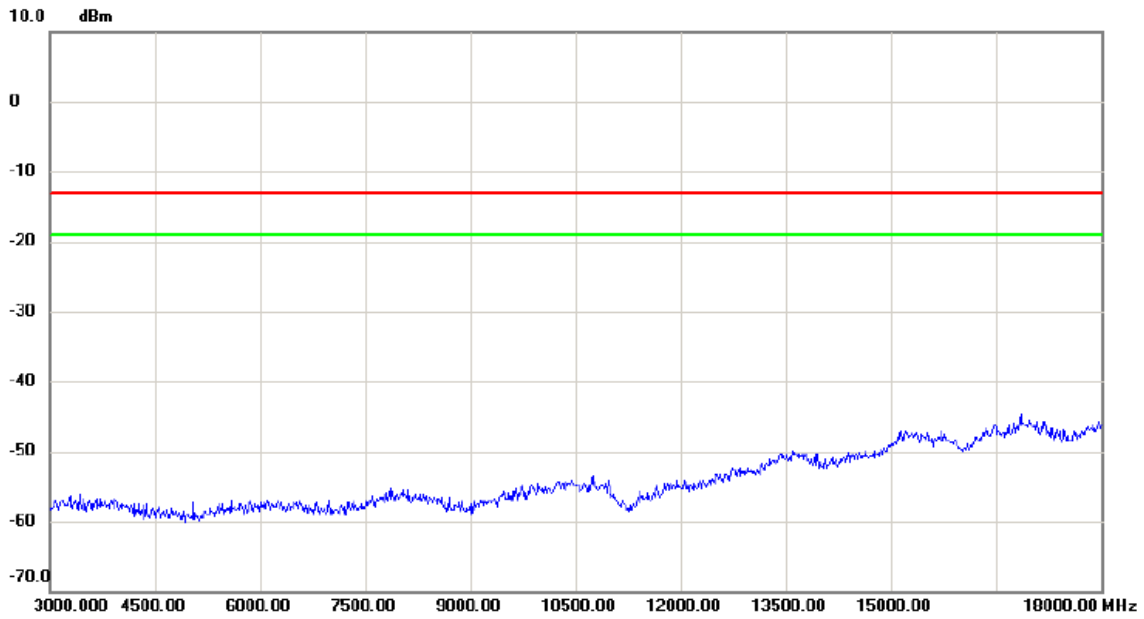
Horizontal



No.	Mk.	Freq.	Reading Level	Correct Factor	Measurement	Limit	Margin	Detector	Comment
		MHz	dBm	dB	dBm	dBm	dB		
		1900.00	-10.0	0.0	-10.0	-15.0	5.0		

Test Mode: DCS1900_TX CH661_EDGE_Internal Antenna

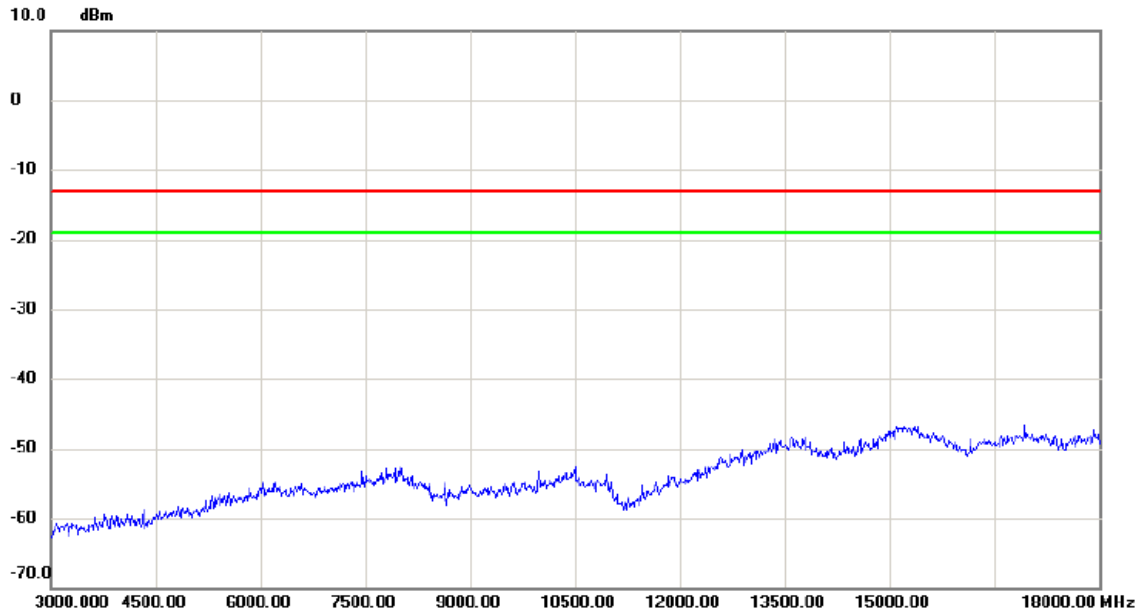
Vertical



No.	Mk.	Freq.	Reading Level	Correct Factor	Measurement	Limit	Margin	Detector	Comment
		MHz	dBm	dB	dBm	dBm	dB		

Test Mode: DCS1900_TX CH661_EDGE_Internal Antenna

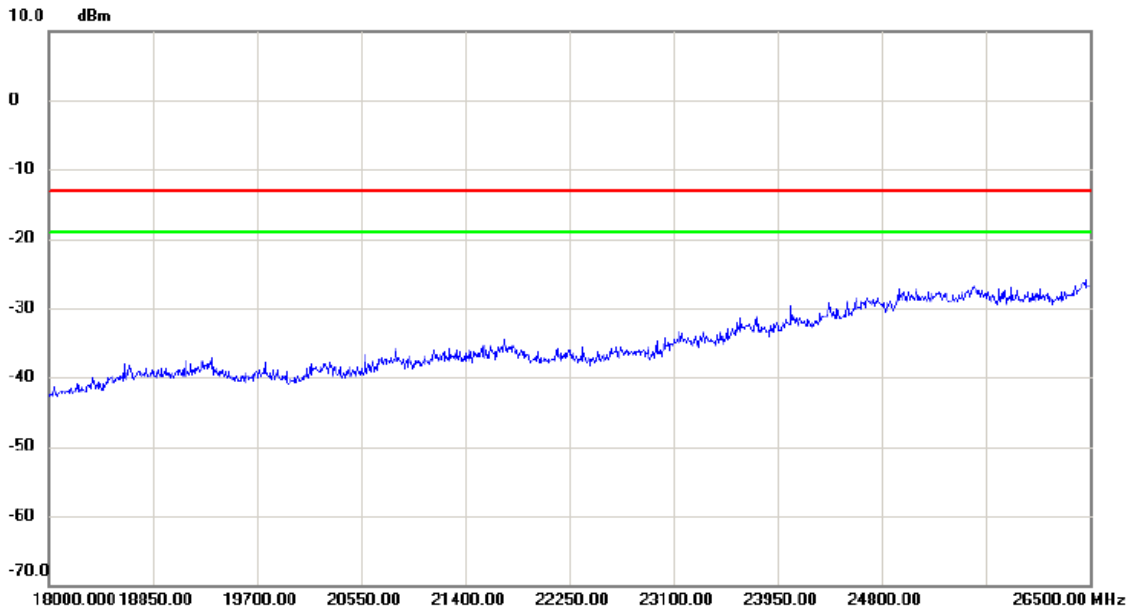
Horizontal



No.	Mk.	Freq. MHz	Reading Level dBm	Correct Factor dB	Measure- ment dBm	Limit dBm	Margin dB	Detector	Comment

Test Mode: DCS1900_TX CH661_EDGE_Internal Antenna

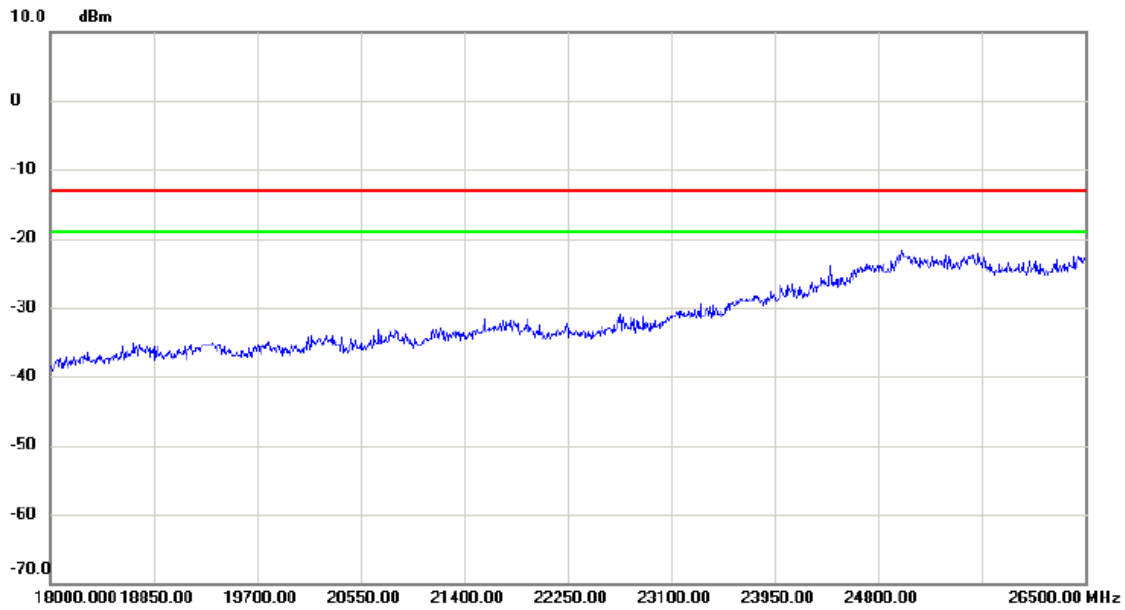
Vertical



No.	Mk.	Freq.	Reading Level	Correct Factor	Measurement	Limit	Margin	Detector	Comment
		MHz	dBm	dB	dBm	dBm	dB		

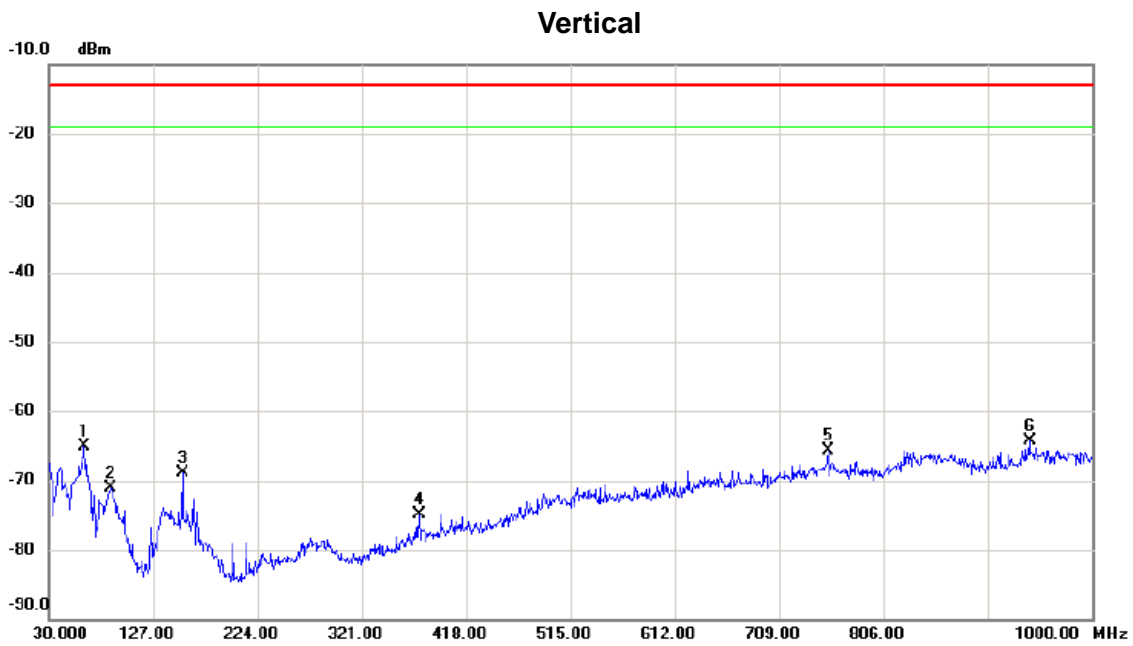
Test Mode: DCS1900_TX CH661_EDGE_Internal Antenna

Horizontal



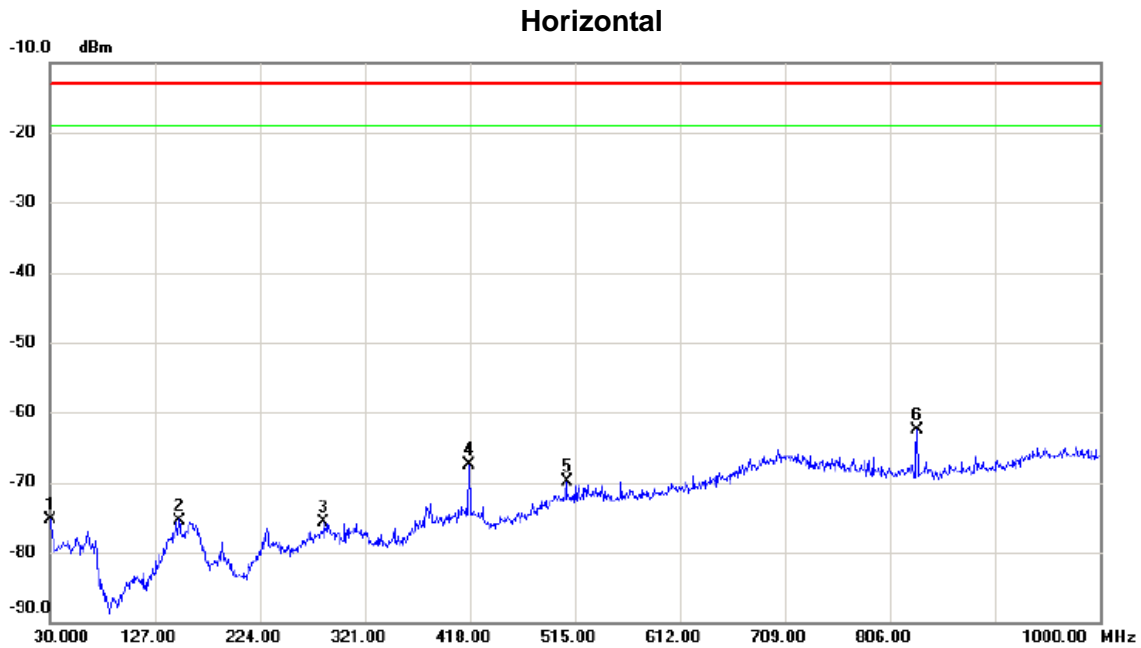
No.	Mk.	Freq. MHz	Reading Level dBm	Correct Factor dB	Measure- ment dBm	Limit dBm	Margin dB	Detector	Comment
-----	-----	--------------	-------------------------	-------------------------	-------------------------	--------------	--------------	----------	---------

Test Mode: WCDMA Band 2_TX CH9400_Internal Antenna



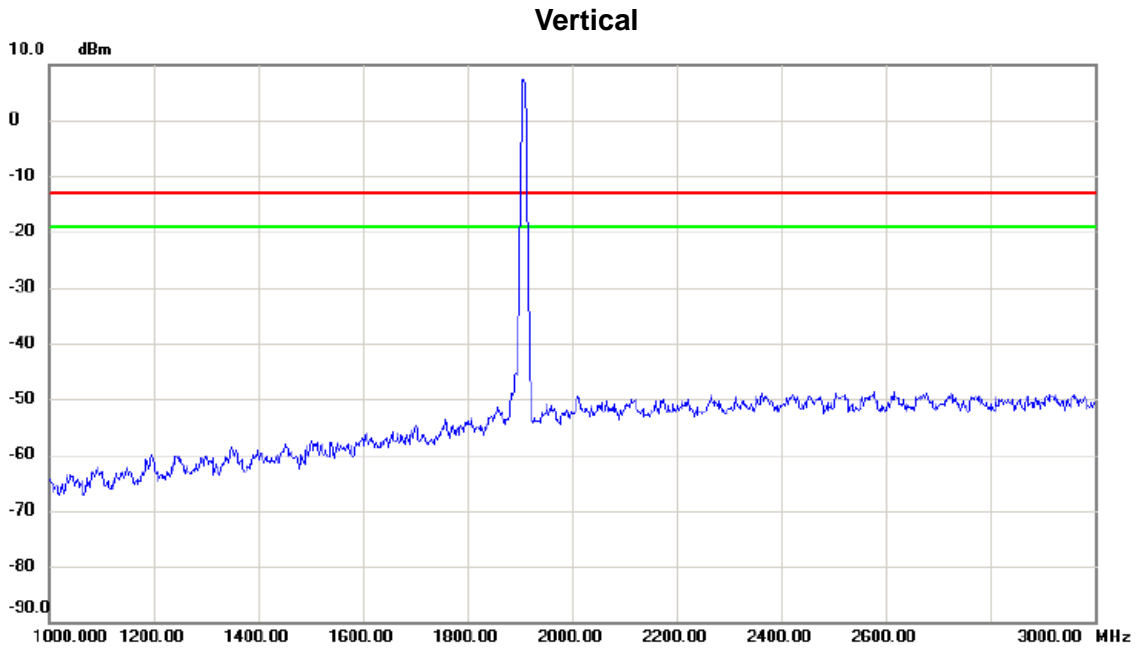
No.	Mk.	Freq. MHz	Reading Level dBm	Correct Factor dB	Measure- ment dBm	Limit dBm	Margin dB	Detector	Comment
1		62.980	-65.92	0.85	-65.07	-13.00	-52.07	peak	
2		87.230	-65.70	-5.46	-71.16	-13.00	-58.16	peak	
3		154.160	-72.06	3.16	-68.90	-13.00	-55.90	peak	
4		374.350	-78.45	3.54	-74.91	-13.00	-61.91	peak	
5		754.590	-78.05	12.42	-65.63	-13.00	-52.63	peak	
6 *		941.800	-78.49	14.28	-64.21	-13.00	-51.21	peak	

Test Mode: WCDMA Band 2_TX CH9400_Internal Antenna



No.	Mk.	Freq. MHz	Reading Level dBm	Correct Factor dB	Measure- ment dBm	Limit dBm	Margin dB	Detector	Comment
1		30.970	-76.77	1.57	-75.20	-13.00	-62.20	peak	
2		149.310	-79.56	4.16	-75.40	-13.00	-62.40	peak	
3		283.170	-78.00	2.21	-75.79	-13.00	-62.79	peak	
4		417.030	-74.29	6.73	-67.56	-13.00	-54.56	peak	
5		507.240	-77.99	8.07	-69.92	-13.00	-56.92	peak	
6	*	831.220	-74.45	11.92	-62.53	-13.00	-49.53	peak	

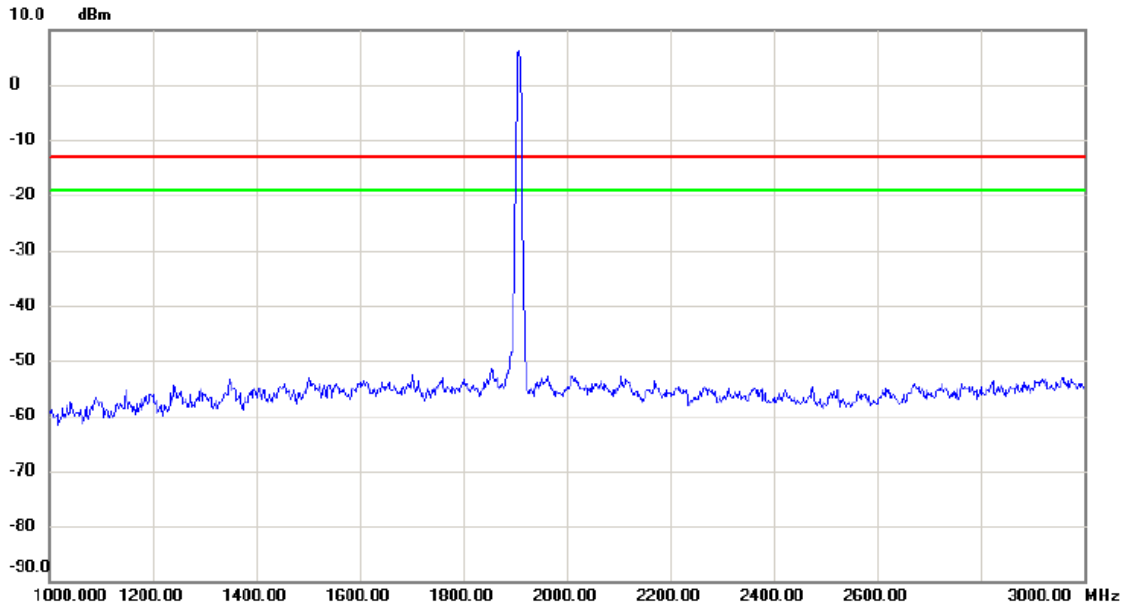
Test Mode: WCDMA Band 2_TX CH9400_Internal Antenna



No.	Mk.	Freq.	Reading Level	Correct Factor	Measurement	Limit	Margin	Detector	Comment
		MHz	dBm	dB	dBm	dBm	dB		
		1850.00	5.00	0.00	5.00	-13.00	-18.00		

Test Mode: WCDMA Band 2_TX CH9400_Internal Antenna

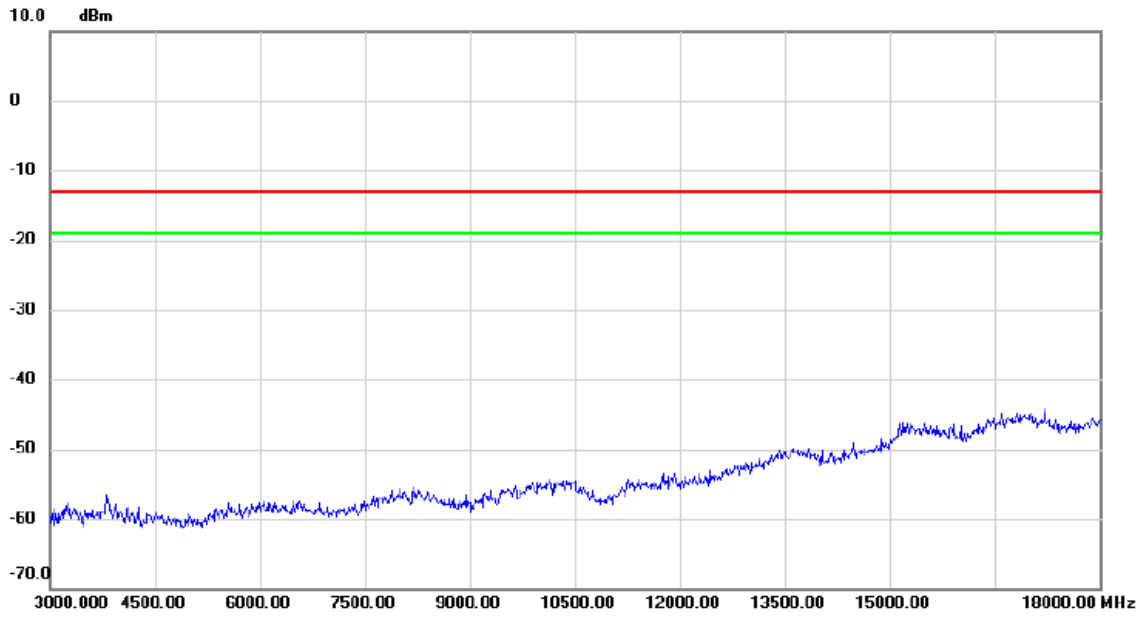
Horizontal



No.	Mk.	Freq.	Reading Level	Correct Factor	Measurement	Limit	Margin	Detector	Comment
		MHz	dBm	dB	dBm	dBm	dB		
		1940.00	5.00	0.00	5.00	-15.00	-20.00		

Test Mode: WCDMA Band 2_TX CH9400_Internal Antenna

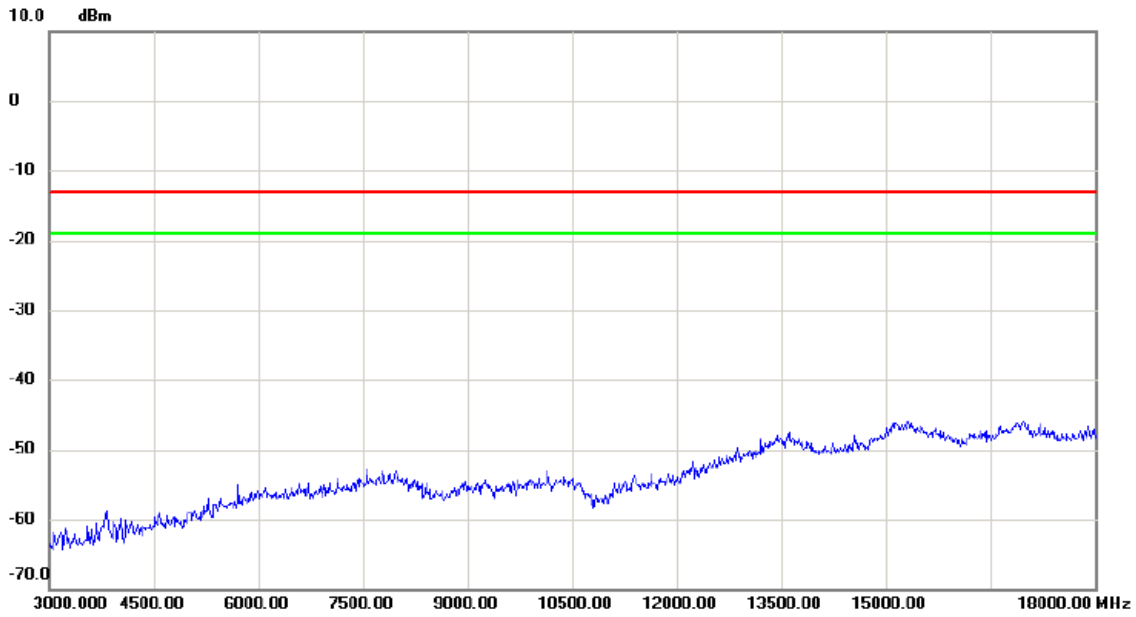
Vertical



No.	Mk.	Freq.	Reading Level	Correct Factor	Measurement	Limit	Margin	Detector	Comment
		MHz	dBm	dB	dBm	dBm	dB		

Test Mode: WCDMA Band 2_TX CH9400_Internal Antenna

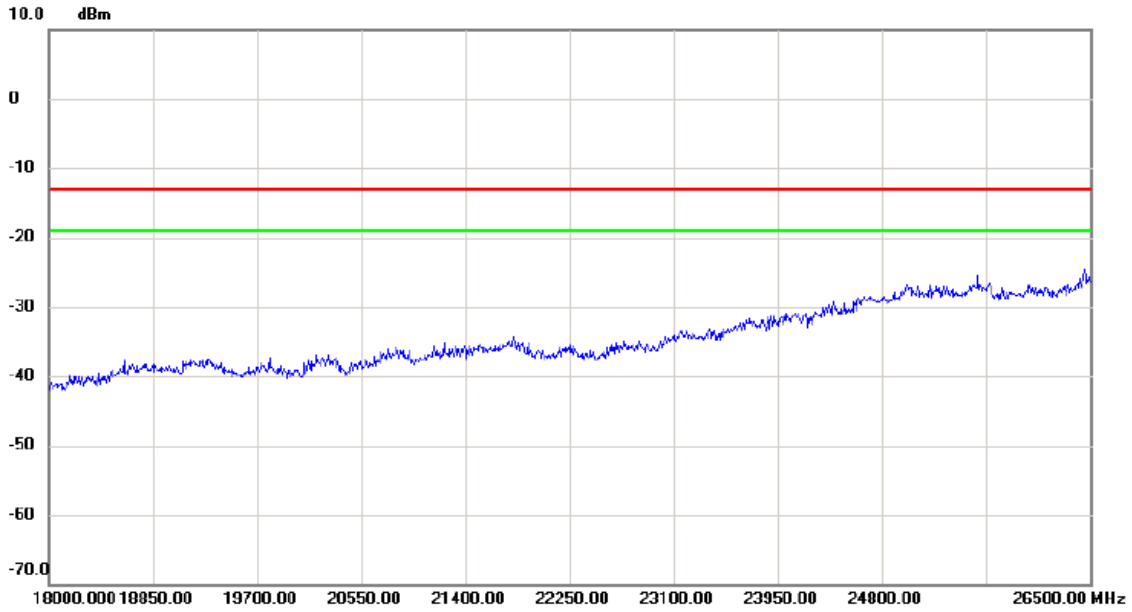
Horizontal



No.	Mk.	Freq.	Reading Level	Correct Factor	Measurement	Limit	Margin	Detector	Comment
		MHz	dBm	dB	dBm	dBm	dB		

Test Mode: WCDMA Band 2_TX CH9400_Internal Antenna

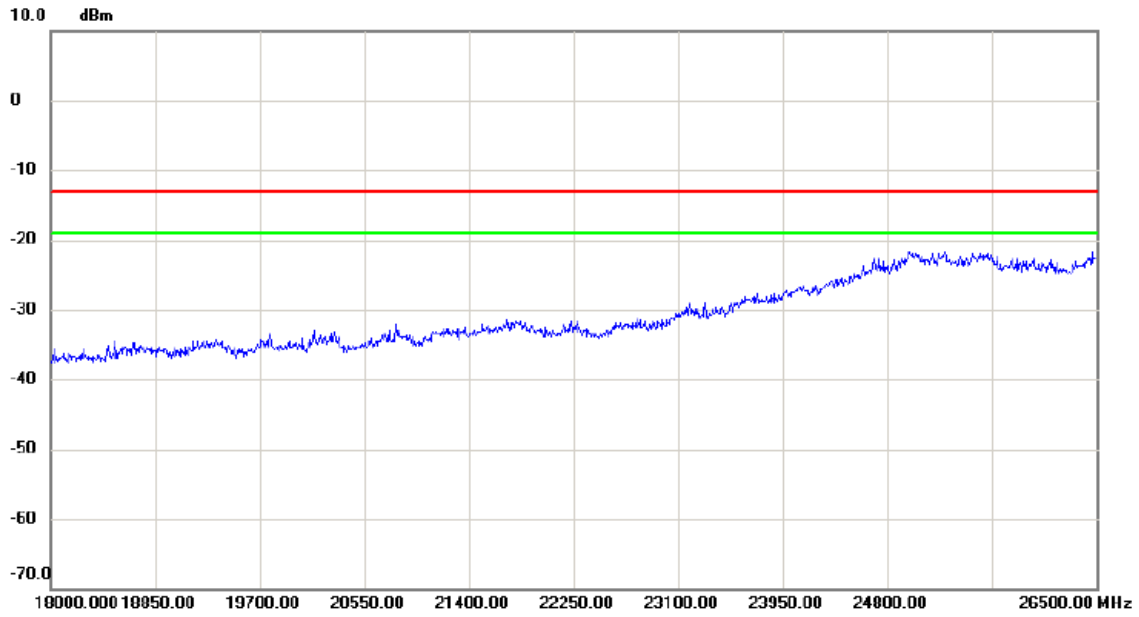
Vertical



No.	Mk.	Freq.	Reading Level	Correct Factor	Measurement	Limit	Margin	Detector	Comment
		MHz	dBm	dB	dBm	dBm	dB		
		18000.00	-42						
		18950.00	-40						
		19700.00	-40						
		20550.00	-38						
		21400.00	-37						
		22250.00	-36						
		23100.00	-35						
		23950.00	-33						
		24800.00	-31						
		25650.00	-28						

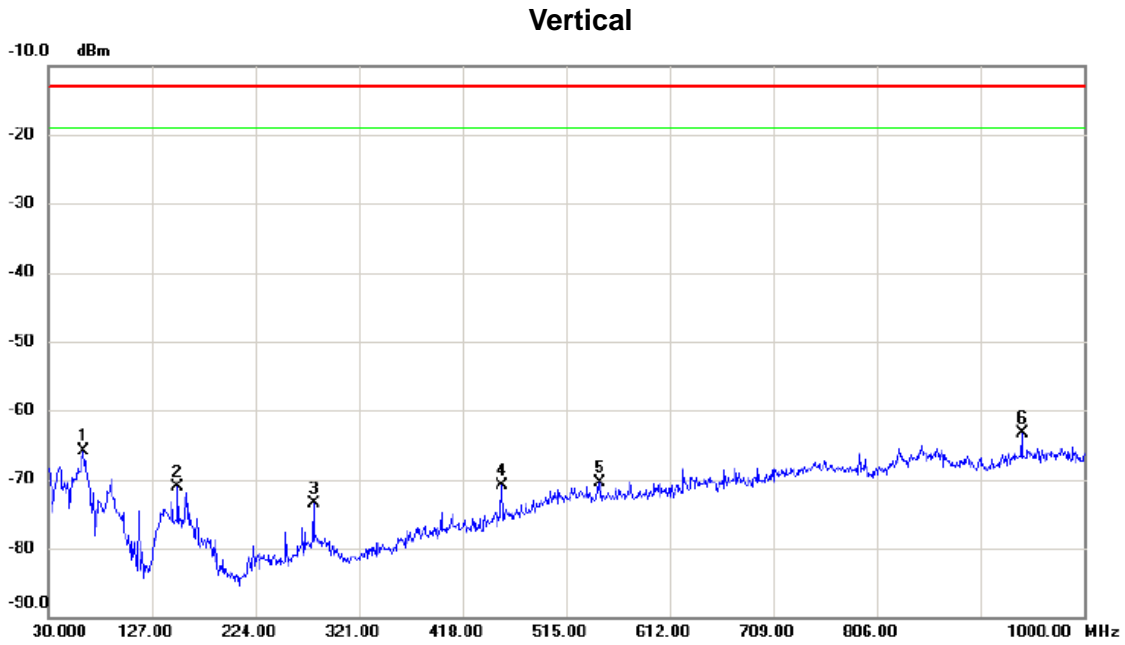
Test Mode: WCDMA Band 2_TX CH9400_Internal Antenna

Horizontal



No.	Mk.	Freq.	Reading Level	Correct Factor	Measurement	Limit	Margin	Detector	Comment
		MHz	dBm	dB	dBm	dBm	dB		

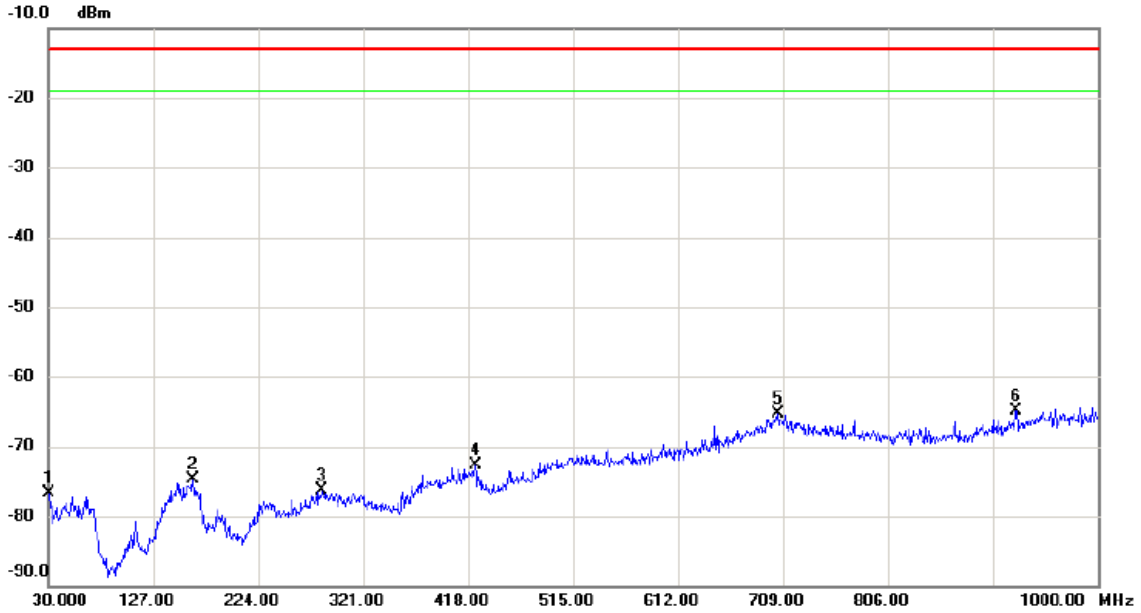
Test Mode: WCDMA Band 2_HSDPA_TX CH9400_Internal Antenna



No.	Mk.	Freq. MHz	Reading Level dBm	Correct Factor dB	Measure- ment dBm	Limit dBm	Margin dB	Detector	Comment
1		62.980	-66.81	0.85	-65.96	-13.00	-52.96	peak	
2		151.250	-74.28	3.15	-71.13	-13.00	-58.13	peak	
3		278.320	-76.06	2.57	-73.49	-13.00	-60.49	peak	
4		454.860	-76.34	5.47	-70.87	-13.00	-57.87	peak	
5		547.010	-77.96	7.46	-70.50	-13.00	-57.50	peak	
6	*	941.800	-77.66	14.28	-63.38	-13.00	-50.38	peak	

Test Mode: WCDMA Band 2_HSDPA_TX CH9400_Internal Antenna

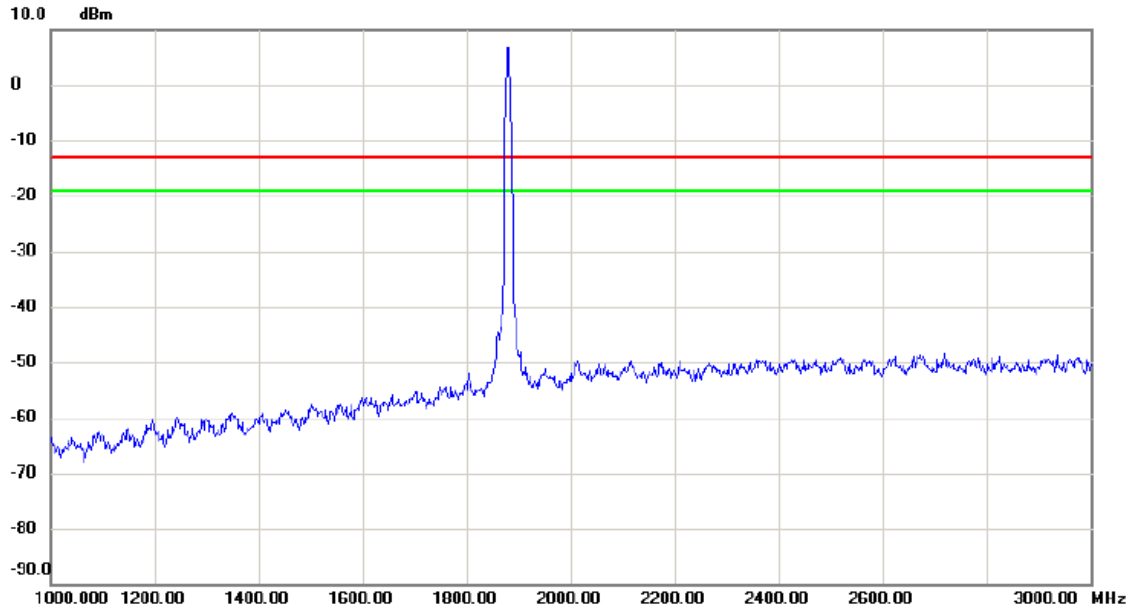
Horizontal



No.	Mk.	Freq. MHz	Reading Level dBm	Correct Factor dB	Measure- ment dBm	Limit dBm	Margin dB	Detector	Comment
1		30.970	-78.19	1.57	-76.62	-13.00	-63.62	peak	
2		163.860	-75.90	1.14	-74.76	-13.00	-61.76	peak	
3		282.200	-78.64	2.30	-76.34	-13.00	-63.34	peak	
4		424.790	-79.14	6.34	-72.80	-13.00	-59.80	peak	
5		704.150	-79.17	13.88	-65.29	-13.00	-52.29	peak	
6	*	924.340	-78.84	13.92	-64.92	-13.00	-51.92	peak	

Test Mode: WCDMA Band 2_HSDPA_TX CH9400_Internal Antenna

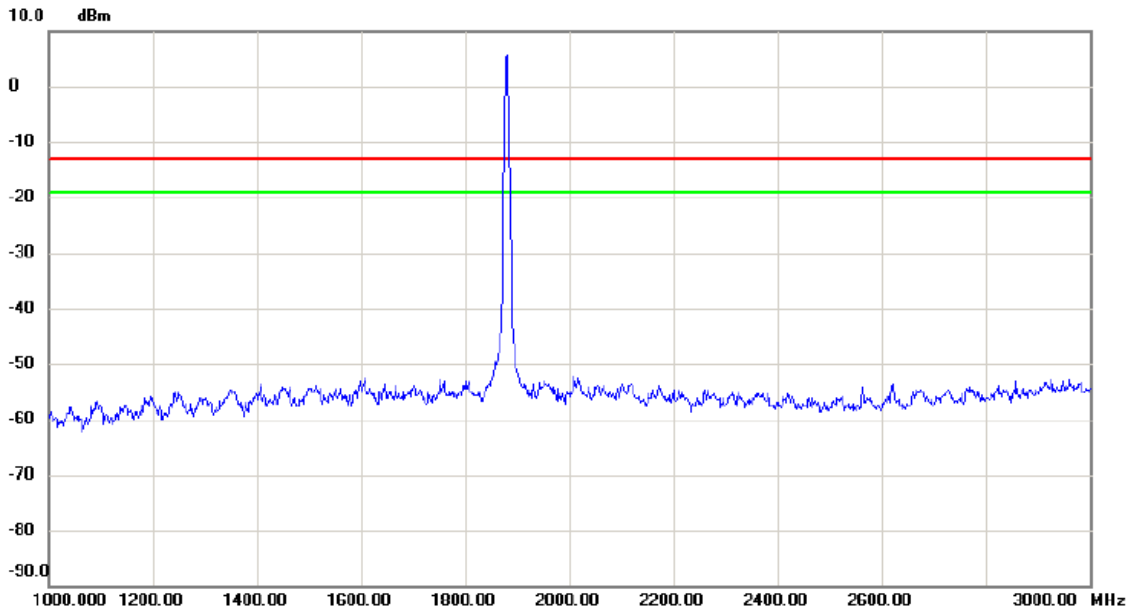
Vertical



No.	Mk.	Freq.	Reading Level	Correct Factor	Measurement	Limit	Margin	Detector	Comment
		MHz	dBm	dB	dBm	dBm	dB		
		1800.00	5.00	0.00	5.00	-15.00	-20.00		

Test Mode: WCDMA Band 2_HSDPA_TX CH9400_Internal Antenna

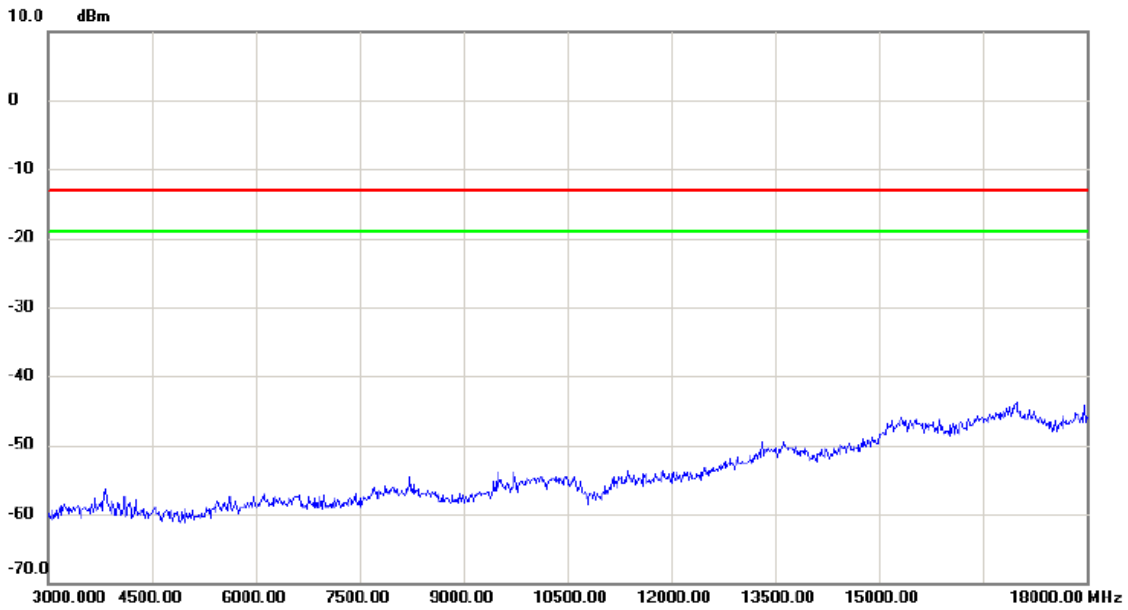
Horizontal



No.	Mk.	Freq. MHz	Reading Level dBm	Correct Factor dB	Measure- ment dBm	Limit dBm	Margin dB	Detector	Comment
		1900.00	5.00	0.00	5.00	-15.00	20.00		

Test Mode: WCDMA Band 2_HSDPA_TX CH9400_Internal Antenna

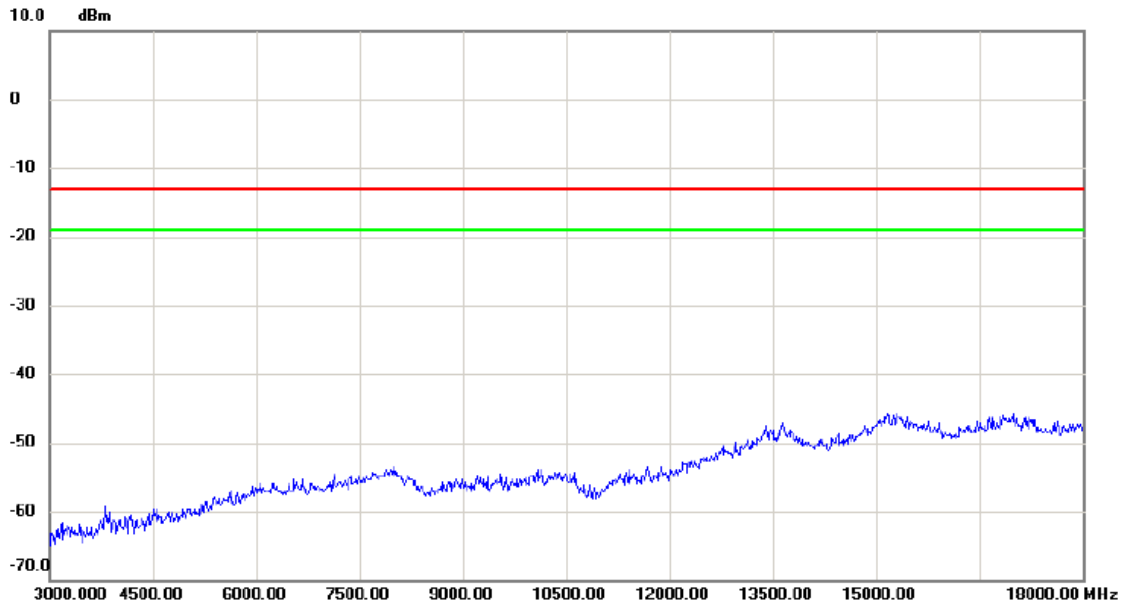
Vertical



No.	Mk.	Freq. MHz	Reading Level dBm	Correct Factor dB	Measure- ment dBm	Limit dBm	Margin dB	Detector	Comment
-----	-----	--------------	-------------------------	-------------------------	-------------------------	--------------	--------------	----------	---------

Test Mode: WCDMA Band 2_HSDPA_TX CH9400_Internal Antenna

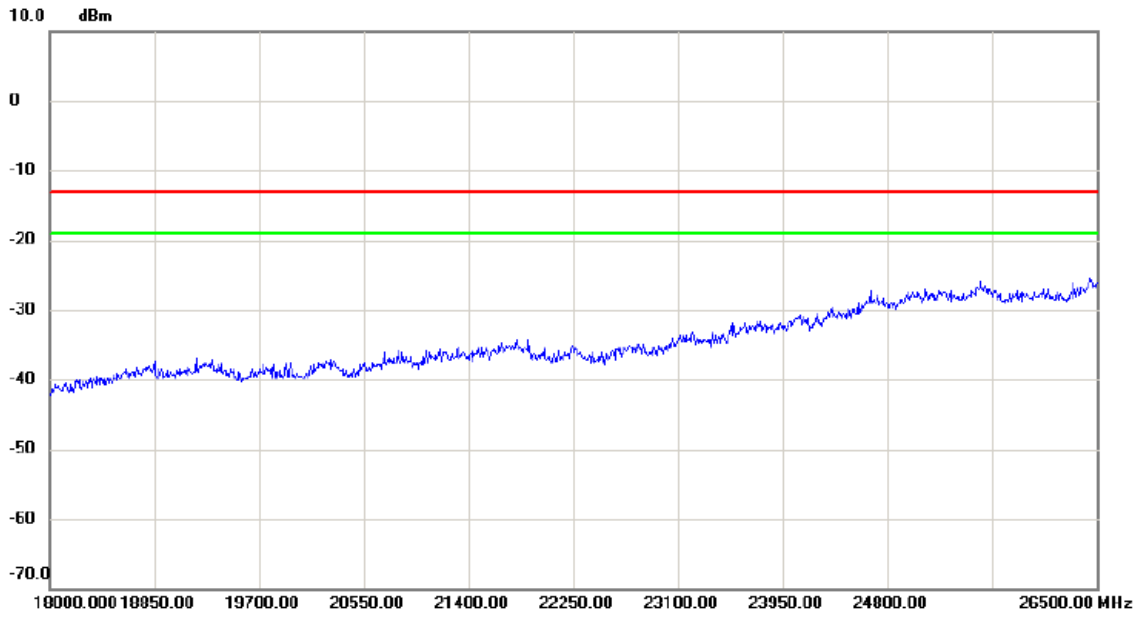
Horizontal



No.	Mk.	Freq. MHz	Reading Level dBm	Correct Factor dB	Measure- ment dBm	Limit dBm	Margin dB	Detector	Comment

Test Mode: WCDMA Band 2_HSDPA_TX CH9400_Internal Antenna

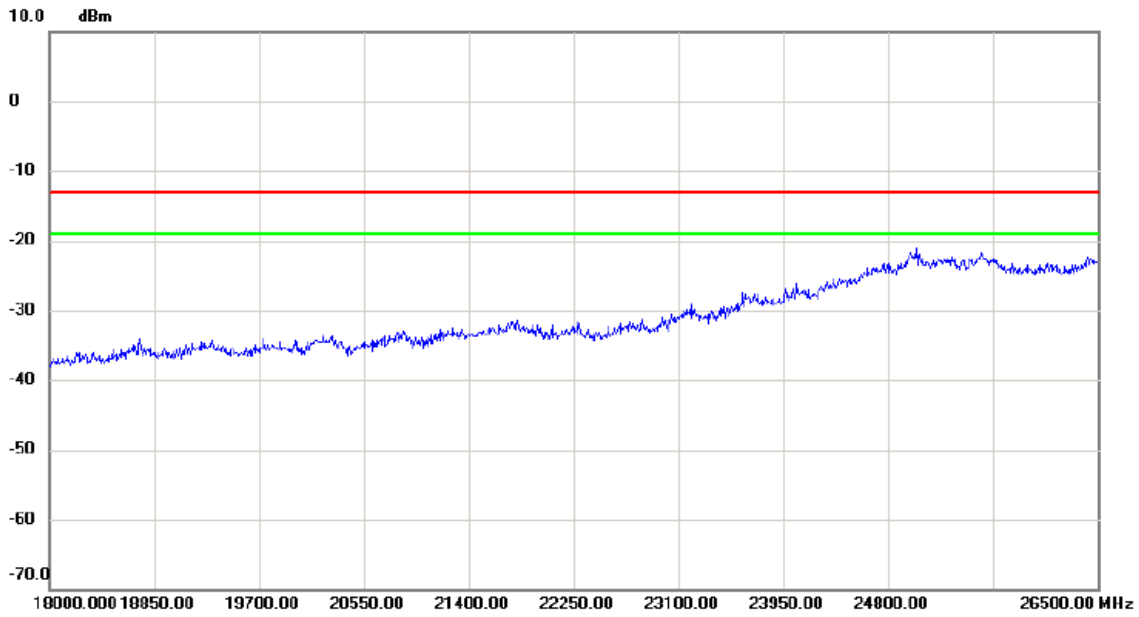
Vertical



No.	Mk.	Freq.	Reading Level	Correct Factor	Measurement	Limit	Margin	Detector	Comment
		MHz	dBm	dB	dBm	dBm	dB		

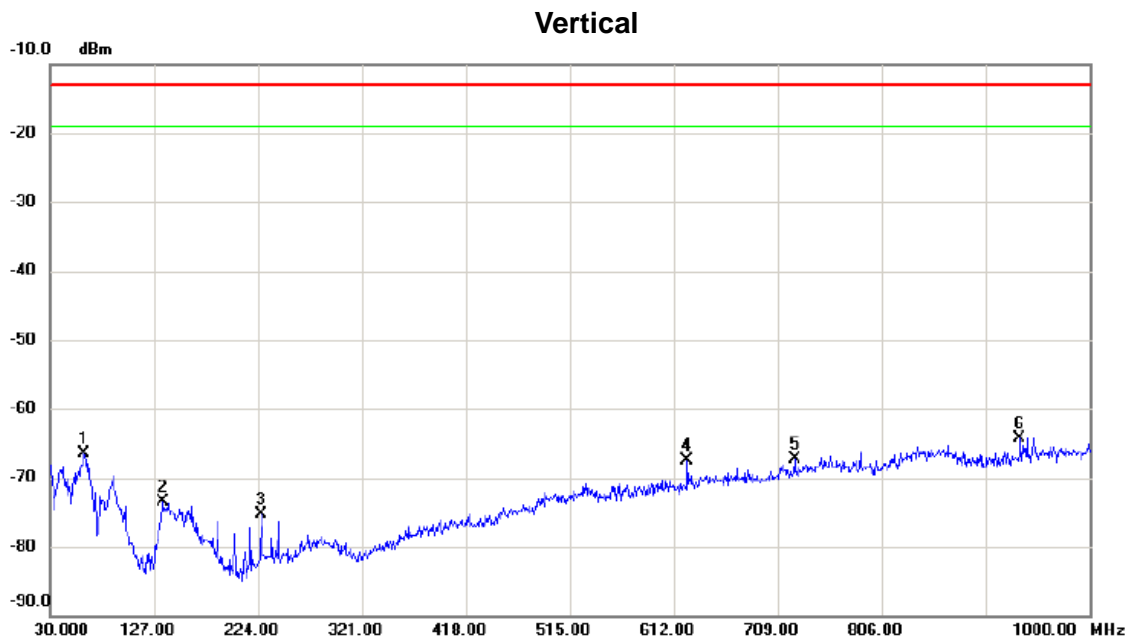
Test Mode: WCDMA Band 2_HSDPA_TX CH9400_Internal Antenna

Horizontal



No.	Mk.	Freq.	Reading Level	Correct Factor	Measurement	Limit	Margin	Detector	Comment
		MHz	dBm	dB	dBm	dBm	dB		

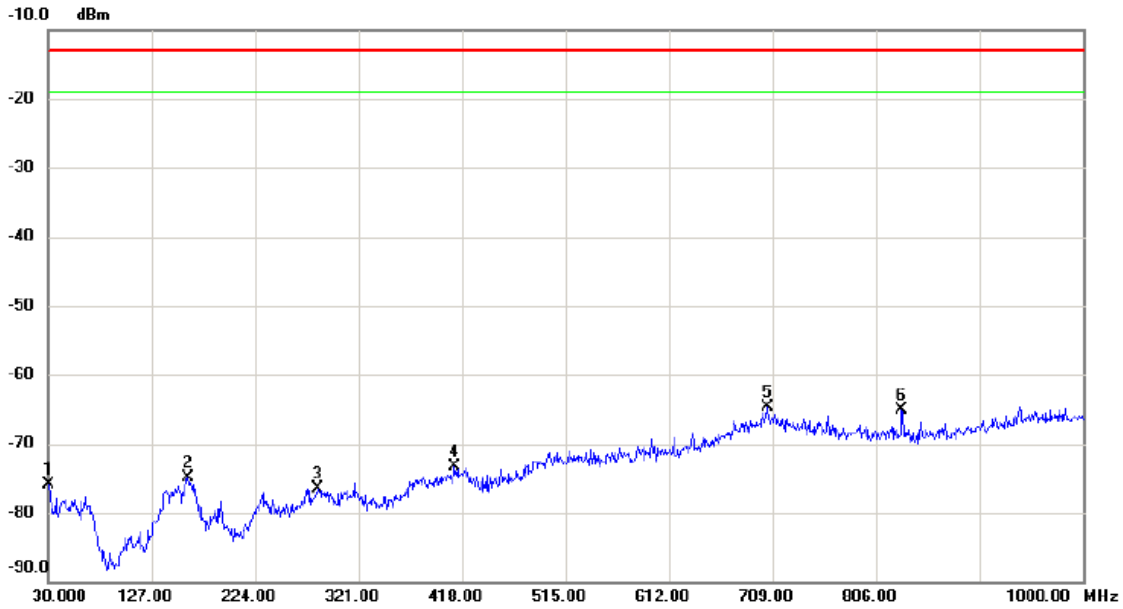
Test Mode: WCDMA Band 2_HSUPA_TX CH9400_Internal Antenna



No.	Mk.	Freq. MHz	Reading Level dBm	Correct Factor dB	Measure- ment dBm	Limit dBm	Margin dB	Detector	Comment
1		62.010	-67.20	0.73	-66.47	-13.00	-53.47	peak	
2		135.730	-74.40	0.97	-73.43	-13.00	-60.43	peak	
3		226.910	-75.22	-0.10	-75.32	-13.00	-62.32	peak	
4		624.610	-76.91	9.40	-67.51	-13.00	-54.51	peak	
5		724.520	-78.81	11.46	-67.35	-13.00	-54.35	peak	
6	*	935.010	-78.30	14.02	-64.28	-13.00	-51.28	peak	

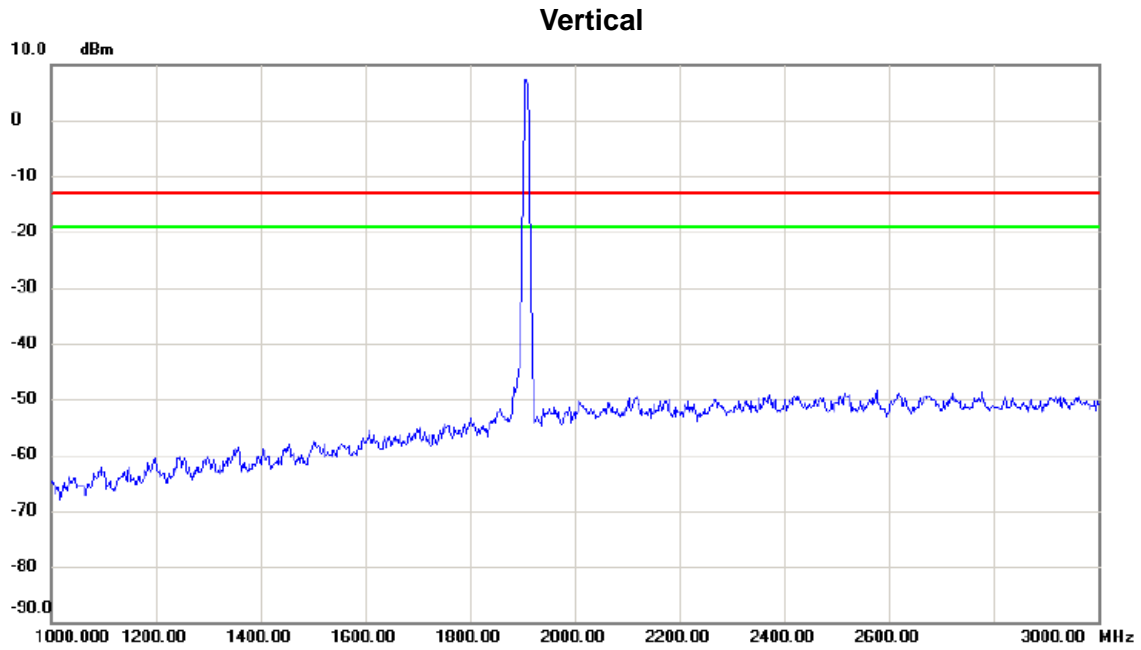
Test Mode: WCDMA Band 2_HSUPA_TX CH9400_Internal Antenna

Horizontal



No.	Mk.	Freq. MHz	Reading Level dBm	Correct Factor dB	Measure- ment dBm	Limit dBm	Margin dB	Detector	Comment
1		30.000	-77.86	1.88	-75.98	-13.00	-62.98	peak	
2		160.950	-77.33	2.35	-74.98	-13.00	-61.98	peak	
3		282.200	-78.73	2.30	-76.43	-13.00	-63.43	peak	
4		411.210	-79.76	6.44	-73.32	-13.00	-60.32	peak	
5	*	704.150	-78.51	13.88	-64.63	-13.00	-51.63	peak	
6		830.250	-77.11	11.92	-65.19	-13.00	-52.19	peak	

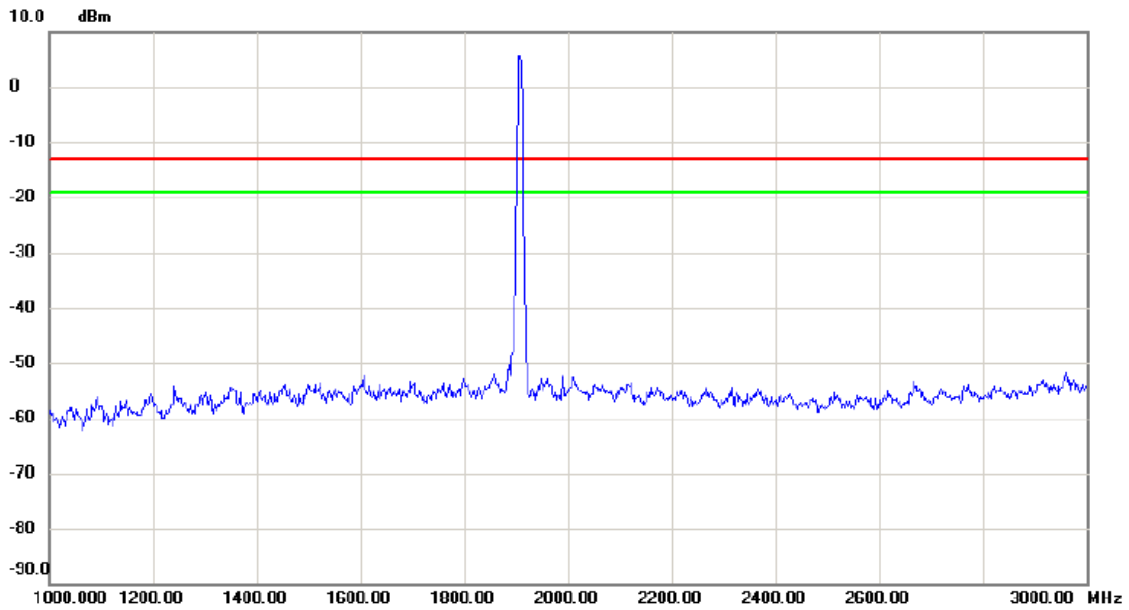
Test Mode: WCDMA Band 2_HSUPA_TX CH9400_Internal Antenna



No.	Mk.	Freq.	Reading Level	Correct Factor	Measurement	Limit	Margin	Detector	Comment
		MHz	dBm	dB	dBm	dBm	dB		
		1900.00	5.00	0.00	5.00	-13.00	-18.00		

Test Mode: WCDMA Band 2_HSUPA_TX CH9400_Internal Antenna

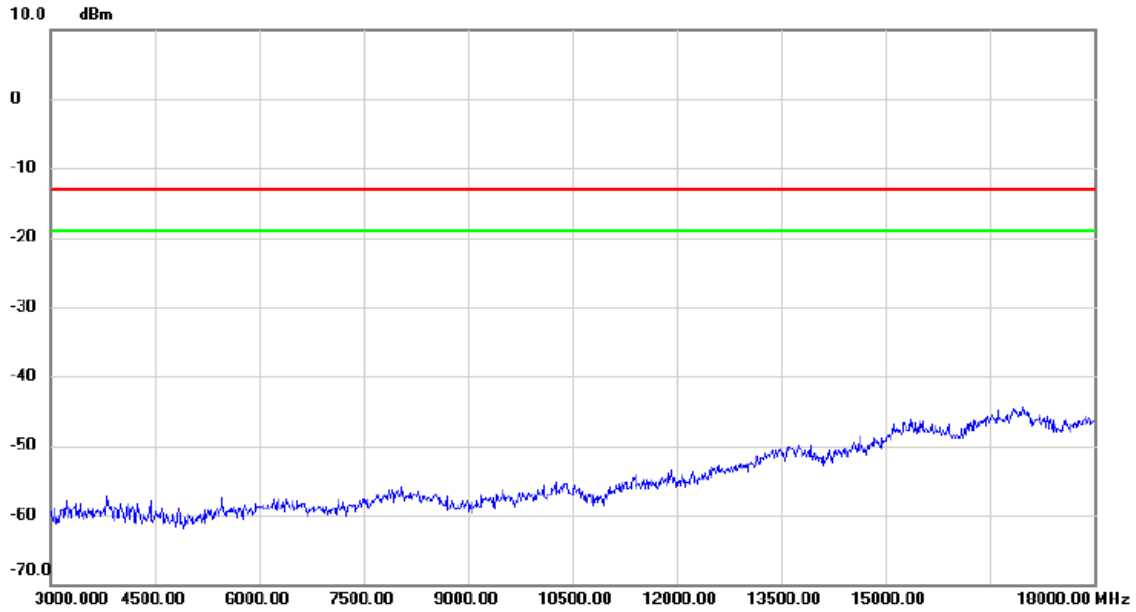
Horizontal



No.	Mk.	Freq. MHz	Reading Level dBm	Correct Factor dB	Measure- ment dBm	Limit dBm	Margin dB	Detector	Comment

Test Mode: WCDMA Band 2_HSUPA_TX CH9400_Internal Antenna

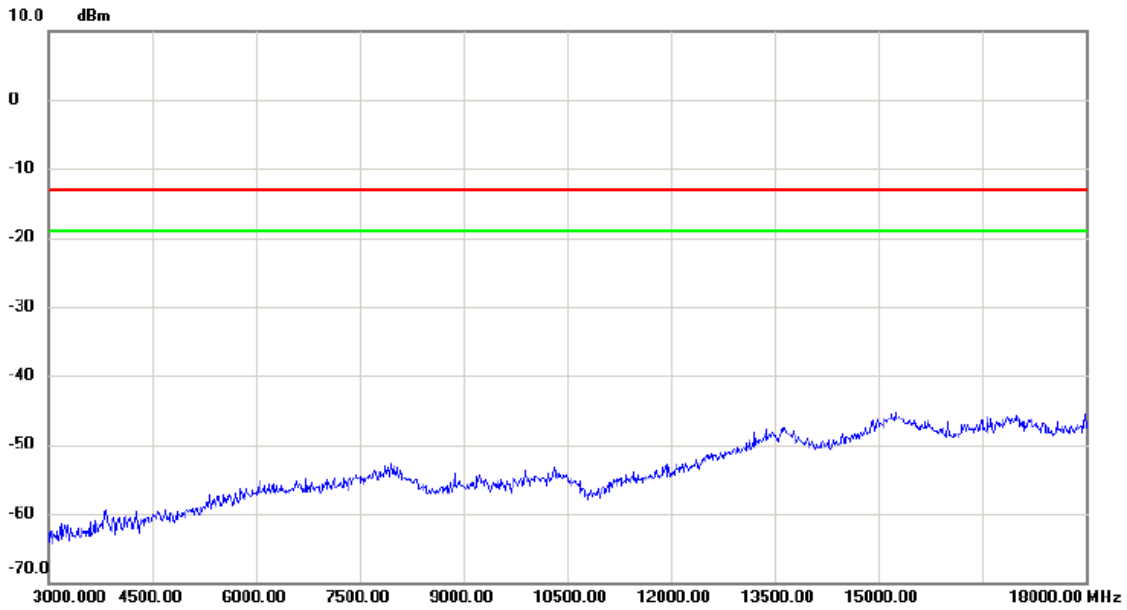
Vertical



No.	Mk.	Freq.	Reading Level	Correct Factor	Measurement	Limit	Margin	Detector	Comment
		MHz	dBm	dB	dBm	dBm	dB		

Test Mode: WCDMA Band 2_HSUPA_TX CH9400_Internal Antenna

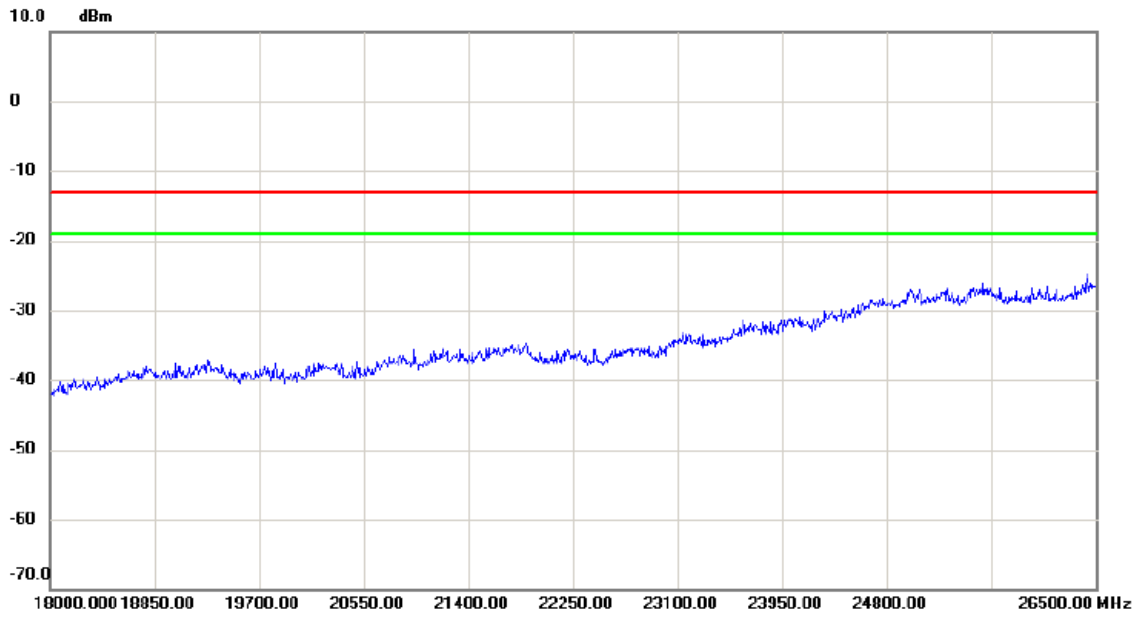
Horizontal



No.	Mk.	Freq.	Reading Level	Correct Factor	Measurement	Limit	Margin	Detector	Comment
		MHz	dBm	dB	dBm	dBm	dB		

Test Mode: WCDMA Band 2_HSUPA_TX CH9400_Internal Antenna

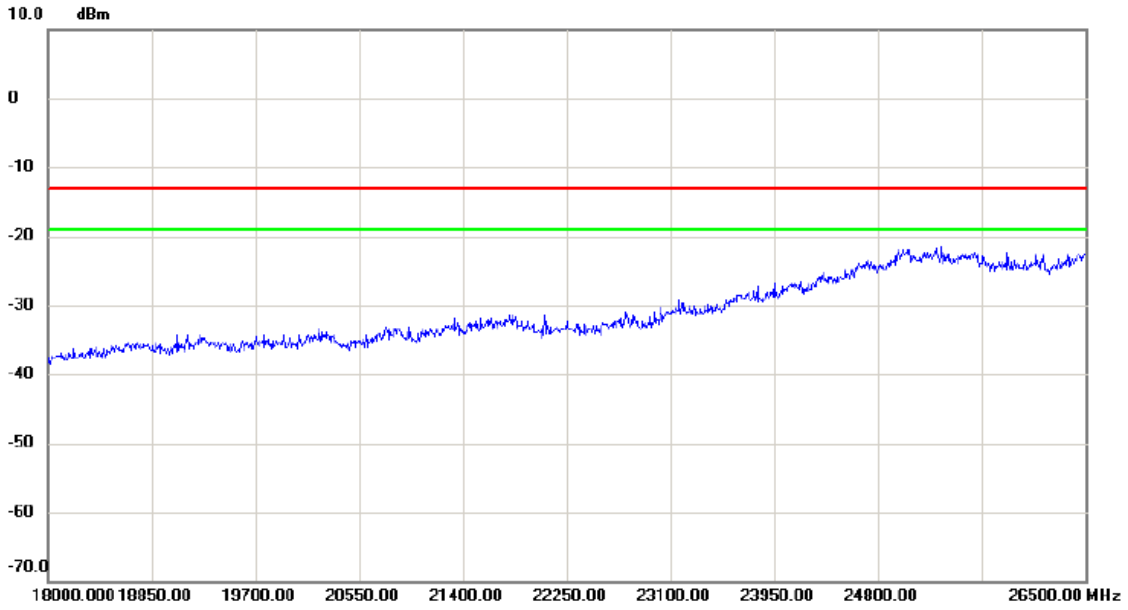
Vertical



No.	Mk.	Freq.	Reading Level	Correct Factor	Measurement	Limit	Margin	Detector	Comment
		MHz	dBm	dB	dBm	dBm	dB		

Test Mode: WCDMA Band 2_HSUPA_TX CH9400_Internal Antenna

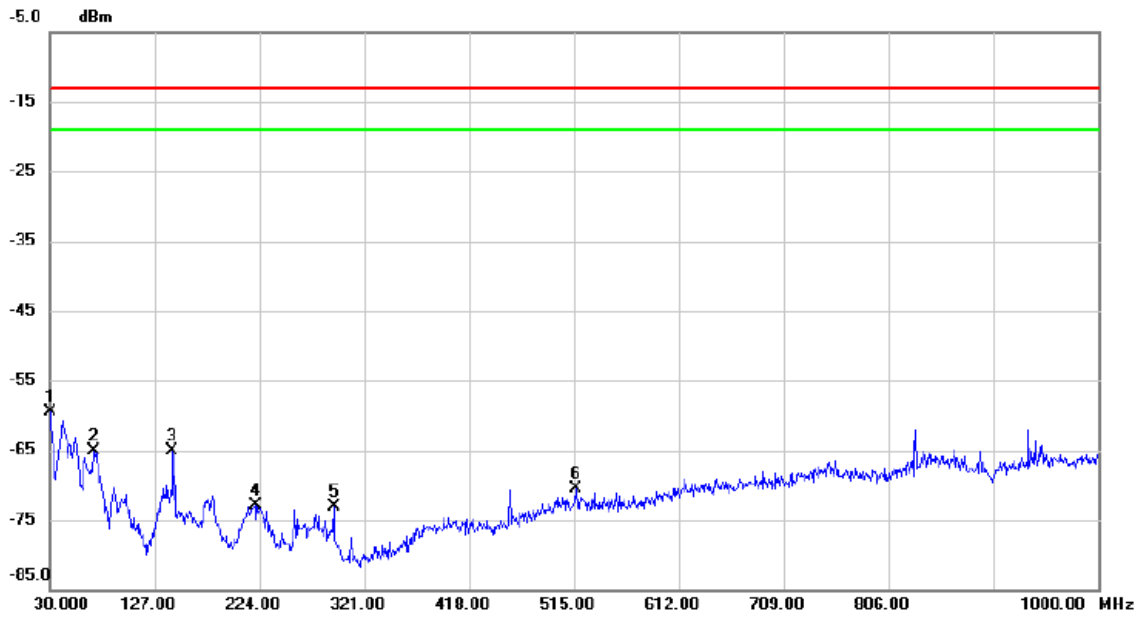
Horizontal



No.	Mk.	Freq.	Reading Level	Correct Factor	Measurement	Limit	Margin	Detector	Comment
		MHz	dBm	dB	dBm	dBm	dB		
		18000.000	-38.0		-38.0	-19.0	-19.0		
		18950.000	-37.5		-37.5	-19.0	-18.5		
		19700.000	-37.0		-37.0	-19.0	-18.0		
		20550.000	-36.5		-36.5	-19.0	-17.5		
		21400.000	-36.0		-36.0	-19.0	-17.0		
		22250.000	-35.5		-35.5	-19.0	-16.5		
		23100.000	-35.0		-35.0	-19.0	-16.0		
		23950.000	-34.5		-34.5	-19.0	-15.5		
		24800.000	-34.0		-34.0	-19.0	-15.0		
		26500.000	-23.0		-23.0	-19.0	-4.0		

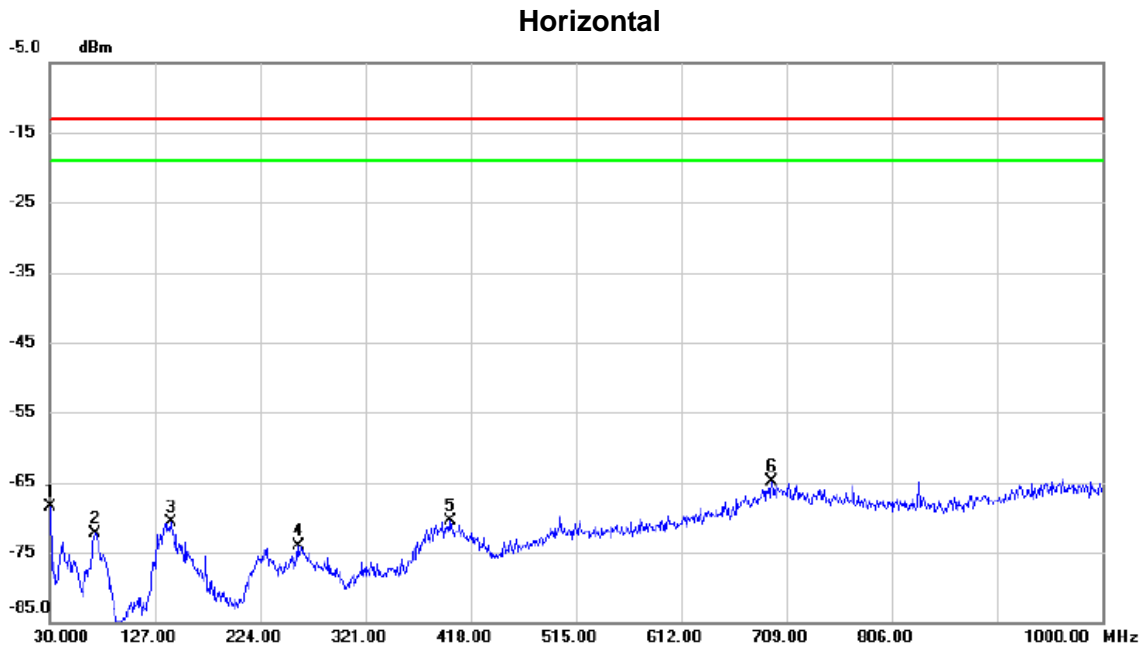
Test Mode: LTE Band 2_TX CH18900_1.4M_Internal Antenna

Vertical



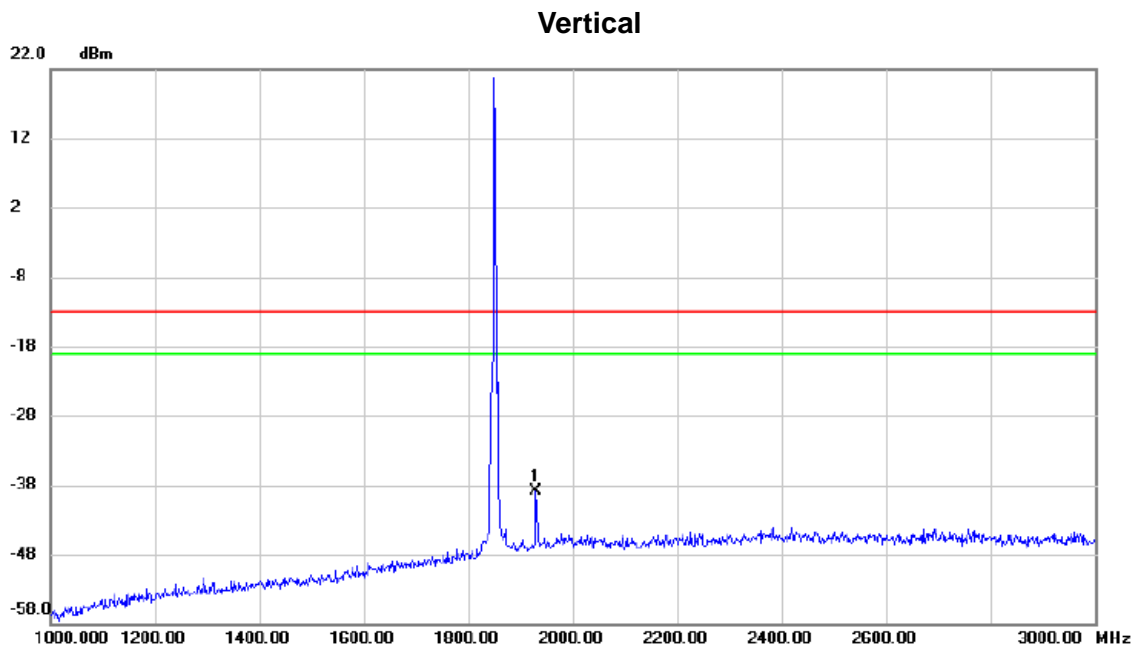
No.	Mk.	Freq. MHz	Reading Level dBm	Correct Factor dB	Measure- ment dBm	Limit dBm	Margin dB	Detector	Comment
1	*	30.000	-59.23	-0.26	-59.49	-13.00	-46.49	peak	
2		70.740	-64.24	-0.92	-65.16	-13.00	-52.16	peak	
3		143.490	-67.62	2.50	-65.12	-13.00	-52.12	peak	
4		220.120	-71.57	-1.37	-72.94	-13.00	-59.94	peak	
5		292.870	-74.96	1.86	-73.10	-13.00	-60.10	peak	
6		516.940	-78.07	7.52	-70.55	-13.00	-57.55	peak	

Test Mode: LTE Band 2_TX CH18900_1.4M_Internal Antenna



No.	Mk.	Freq. MHz	Reading Level dBm	Correct Factor dB	Measure- ment dBm	Limit dBm	Margin dB	Detector	Comment
1		30.000	-70.33	1.88	-68.45	-13.00	-55.45	peak	
2		71.710	-67.25	-5.02	-72.27	-13.00	-59.27	peak	
3		141.550	-74.07	3.30	-70.77	-13.00	-57.77	peak	
4		258.920	-75.95	1.92	-74.03	-13.00	-61.03	peak	
5		398.600	-76.38	5.90	-70.48	-13.00	-57.48	peak	
6 *		695.420	-78.53	13.67	-64.86	-13.00	-51.86	peak	

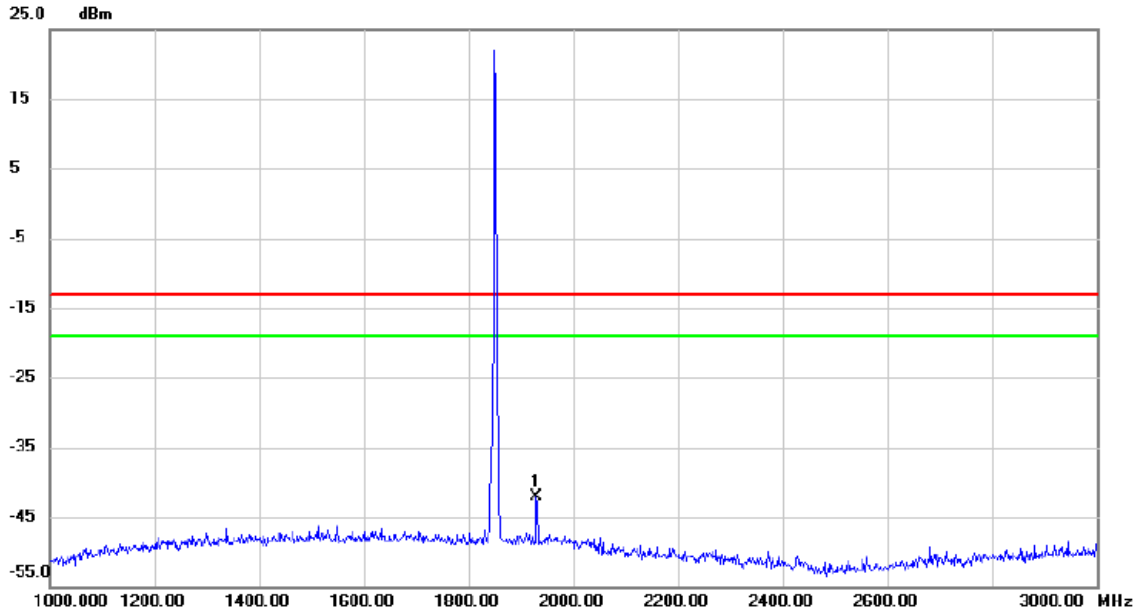
Test Mode: LTE Band 2_TX CH18900_1.4M_Internal Antenna



No.	Mk.	Freq. MHz	Reading Level dBm	Correct Factor dB	Measure- ment dBm	Limit dBm	Margin dB	Detector	Comment
1	*	1930.000	-58.94	20.00	-38.94	-13.00	-25.94	peak	

Test Mode: LTE Band 2_TX CH18900_1.4M_Internal Antenna

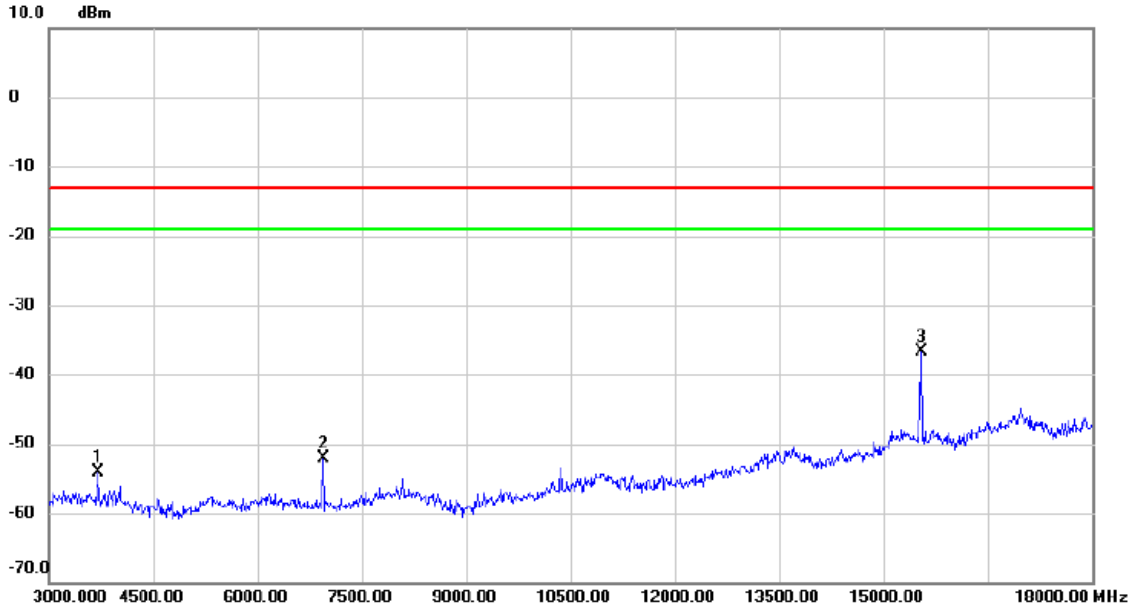
Horizontal



No.	Mk.	Freq. MHz	Reading Level dBm	Correct Factor dB	Measure- ment dBm	Limit dBm	Margin dB	Detector	Comment
1	*	1930.000	-60.39	18.29	-42.10	-13.00	-29.10	peak	

Test Mode: LTE Band 2_TX CH18900_1.4M_Internal Antenna

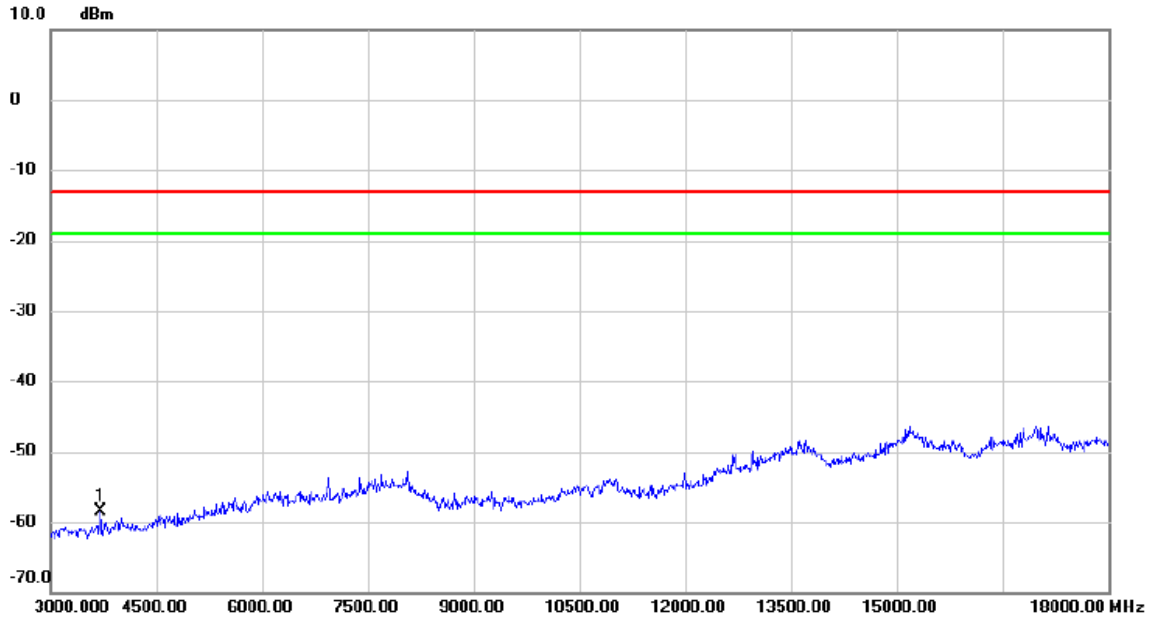
Vertical



No. Mk.	Freq. MHz	Reading Level dBm	Correct Factor dB	Measure- ment dBm	Limit dBm	Margin dB	Detector	Comment
1	3705.000	-68.49	14.46	-54.03	-13.00	-41.03	peak	
2	6945.000	-68.70	16.69	-52.01	-13.00	-39.01	peak	
3 *	15555.000	-64.92	28.30	-36.62	-13.00	-23.62	peak	

Test Mode: LTE Band 2_TX CH18900_1.4M_Internal Antenna

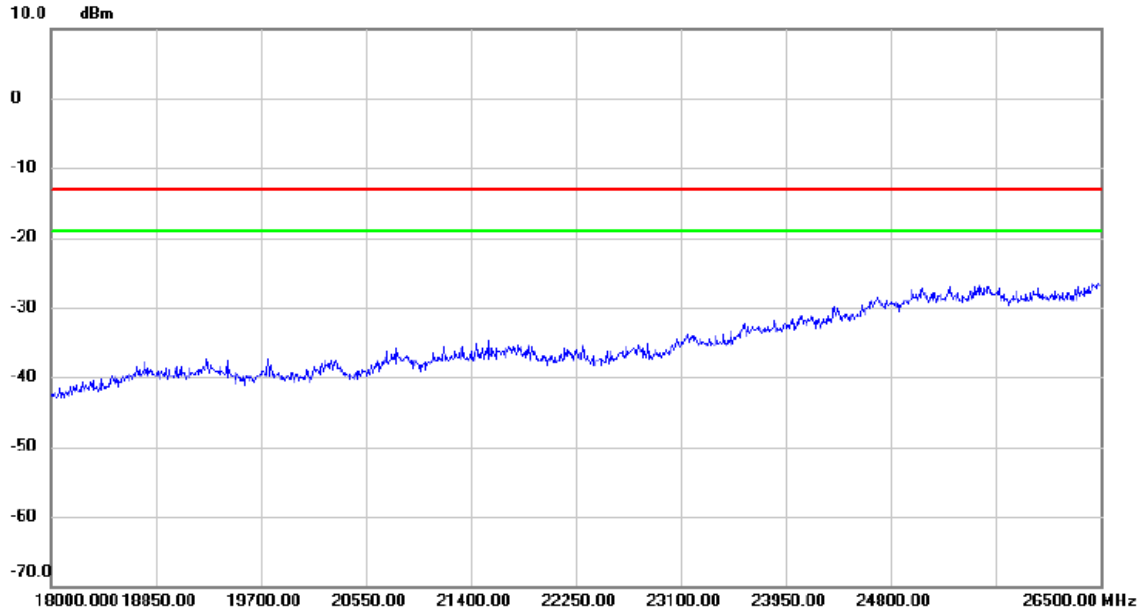
Horizontal



No.	Mk.	Freq. MHz	Reading Level dBm	Correct Factor dB	Measure- ment dBm	Limit dBm	Margin dB	Detector	Comment
1	*	3705.000	-69.73	11.19	-58.54	-13.00	-45.54	peak	

Test Mode: LTE Band 2_TX CH18900_1.4M_Internal Antenna

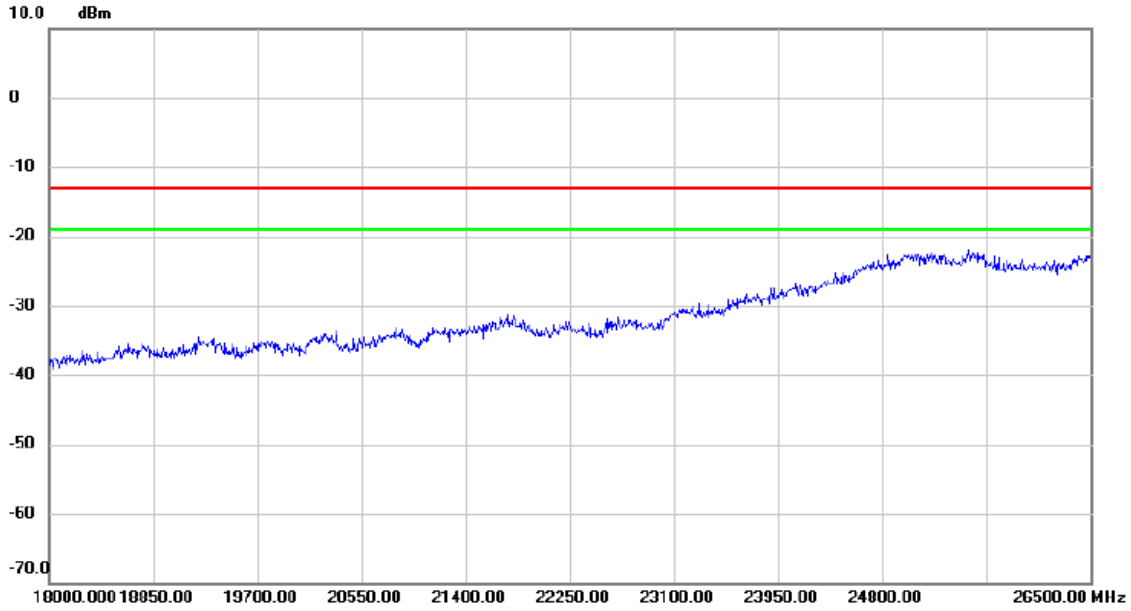
Vertical



No.	Mk.	Freq.	Reading Level	Correct Factor	Measurement	Limit	Margin	Detector	Comment
		MHz	dBm	dB	dBm	dBm	dB		

Test Mode: LTE Band 2_TX CH18900_1.4M_Internal Antenna

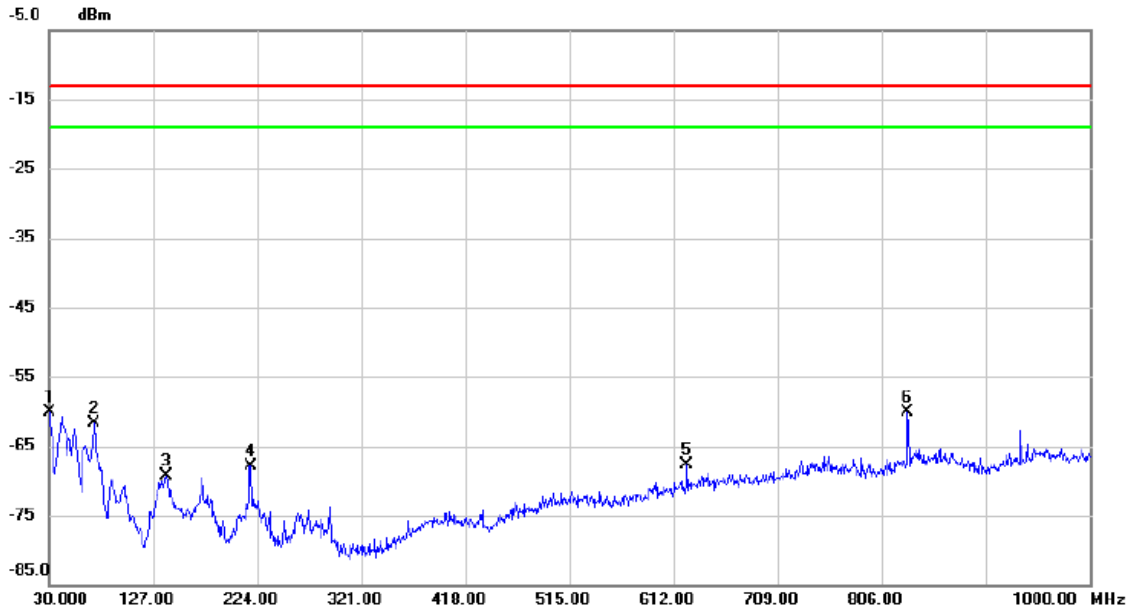
Horizontal



No.	Mk.	Freq.	Reading Level	Correct Factor	Measurement	Limit	Margin	Detector	Comment
		MHz	dBm	dB	dBm	dBm	dB		

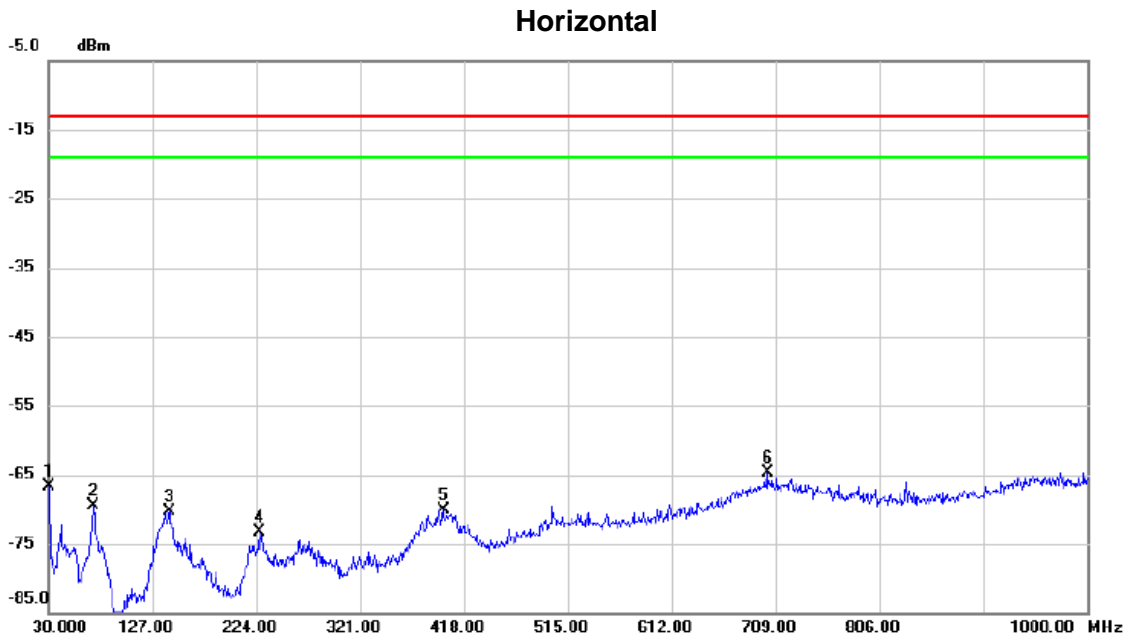
Test Mode: LTE Band 2_TX CH18900_20M_Internal Antenna

Vertical



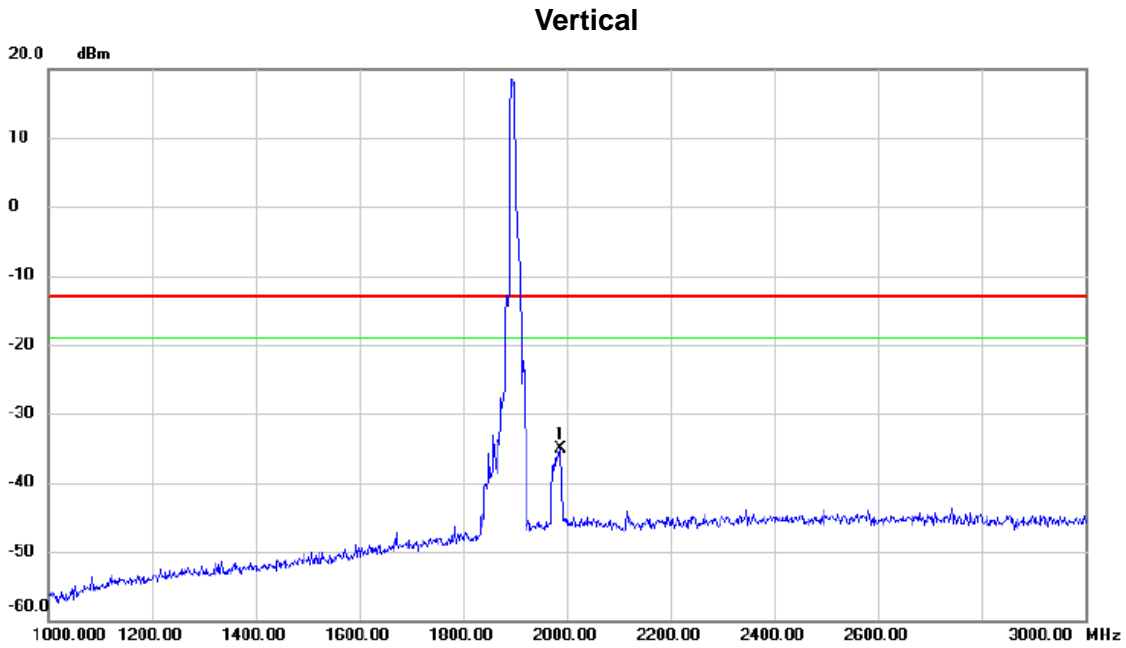
No.	Mk.	Freq. MHz	Reading Level dBm	Correct Factor dB	Measure- ment dBm	Limit dBm	Margin dB	Detector	Comment
1		30.000	-59.78	-0.26	-60.04	-13.00	-47.04	peak	
2		71.710	-59.80	-1.94	-61.74	-13.00	-48.74	peak	
3		139.610	-71.43	2.04	-69.39	-13.00	-56.39	peak	
4		218.180	-66.24	-1.59	-67.83	-13.00	-54.83	peak	
5		624.610	-77.13	9.40	-67.73	-13.00	-54.73	peak	
6	*	830.250	-73.47	13.45	-60.02	-13.00	-47.02	peak	

Test Mode: LTE Band 2_TX CH18900_20M_Internal Antenna



No. Mk.	Freq. MHz	Reading Level dBm	Correct Factor dB	Measure- ment dBm	Limit dBm	Margin dB	Detector	Comment
1	30.000	-68.58	1.88	-66.70	-13.00	-53.70	peak	
2	71.710	-64.51	-5.02	-69.53	-13.00	-56.53	peak	
3	142.520	-73.61	3.41	-70.20	-13.00	-57.20	peak	
4	226.910	-75.77	2.41	-73.36	-13.00	-60.36	peak	
5	398.600	-75.97	5.90	-70.07	-13.00	-57.07	peak	
6 *	701.240	-78.69	13.95	-64.74	-13.00	-51.74	peak	

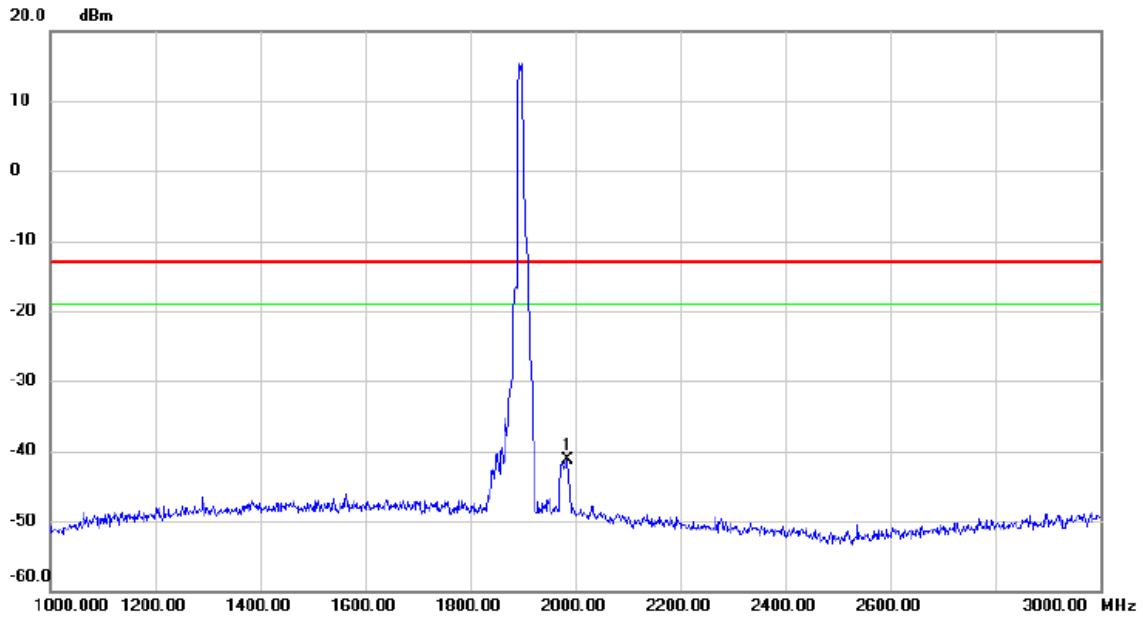
Test Mode: LTE Band 2_TX CH18900_20M_Internal Antenna



No.	Mk.	Freq. MHz	Reading Level dBm	Correct Factor dB	Measure- ment dBm	Limit dBm	Margin dB	Detector	Comment
1	*	1988.000	-55.82	20.80	-35.02	-13.00	-22.02	peak	

Test Mode: LTE Band 2_TX CH18900_20M_Internal Antenna

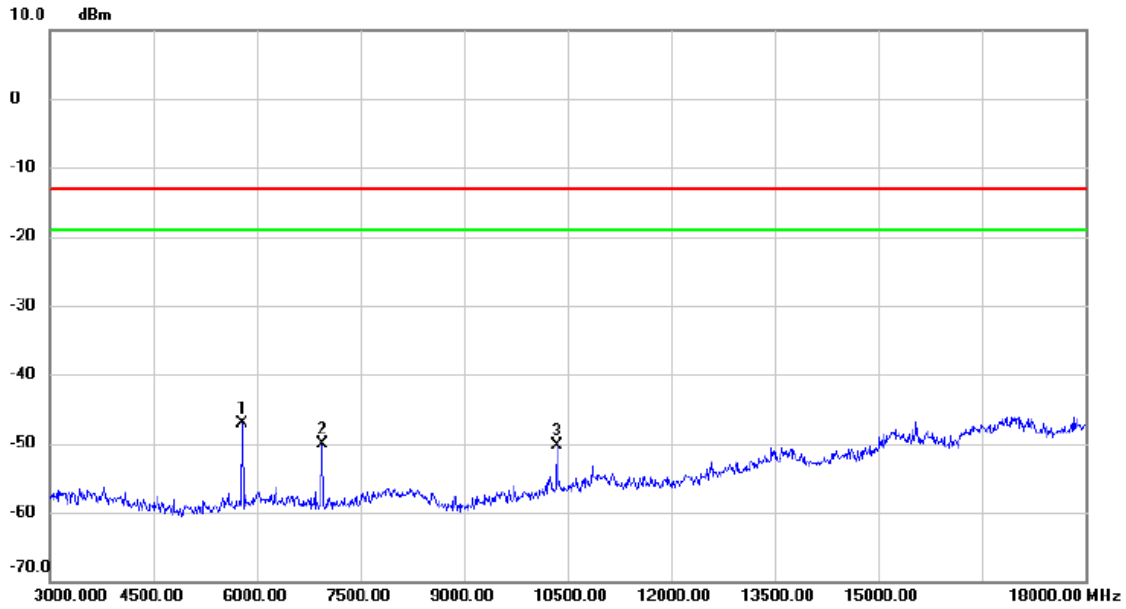
Horizontal



No.	Mk.	Freq. MHz	Reading Level dBm	Correct Factor dB	Measure- ment dBm	Limit dBm	Margin dB	Detector	Comment
1	*	1984.000	-59.52	18.31	-41.21	-13.00	-28.21	peak	

Test Mode: LTE Band 2_TX CH18900_20M_Internal Antenna

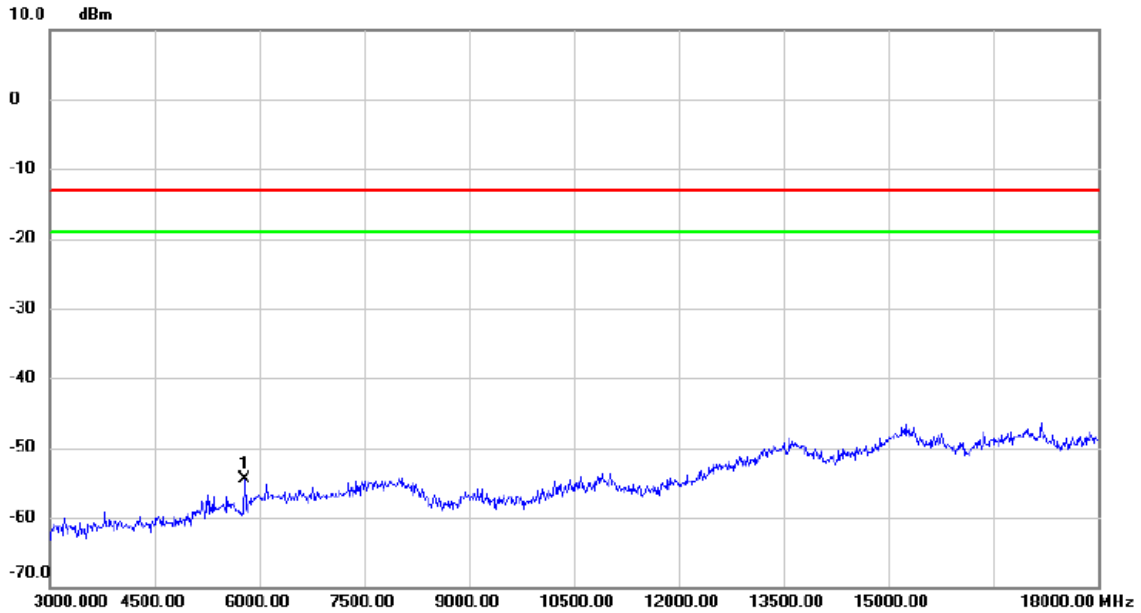
Vertical



No.	Mk.	Freq. MHz	Reading Level dBm	Correct Factor dB	Measure- ment dBm	Limit dBm	Margin dB	Detector	Comment
1	*	5790.000	-63.58	16.56	-47.02	-13.00	-34.02	peak	
2		6945.000	-66.87	16.69	-50.18	-13.00	-37.18	peak	
3		10350.000	-72.44	22.06	-50.38	-13.00	-37.38	peak	

Test Mode: LTE Band 2_TX CH18900_20M_Internal Antenna

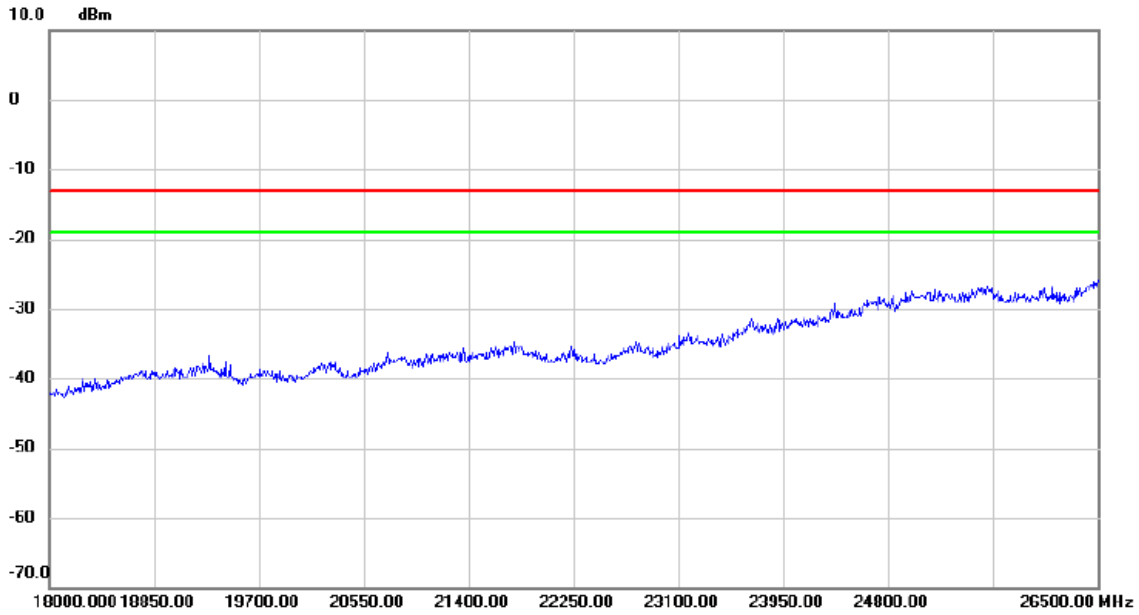
Horizontal



No.	Mk.	Freq. MHz	Reading Level dBm	Correct Factor dB	Measure- ment dBm	Limit dBm	Margin dB	Detector	Comment
1	*	5790.000	-72.00	17.52	-54.48	-13.00	-41.48	peak	

Test Mode: LTE Band 2_TX CH18900_20M_Internal Antenna

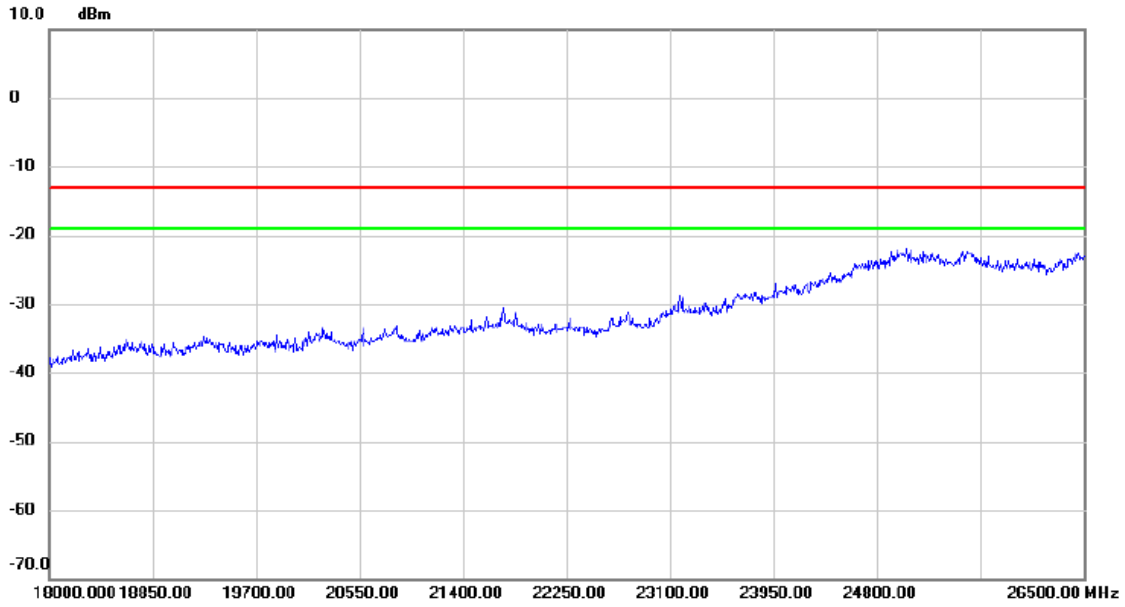
Vertical



No.	Mk.	Freq.	Reading Level	Correct Factor	Measurement	Limit	Margin	Detector	Comment
		MHz	dBm	dB	dBm	dBm	dB		

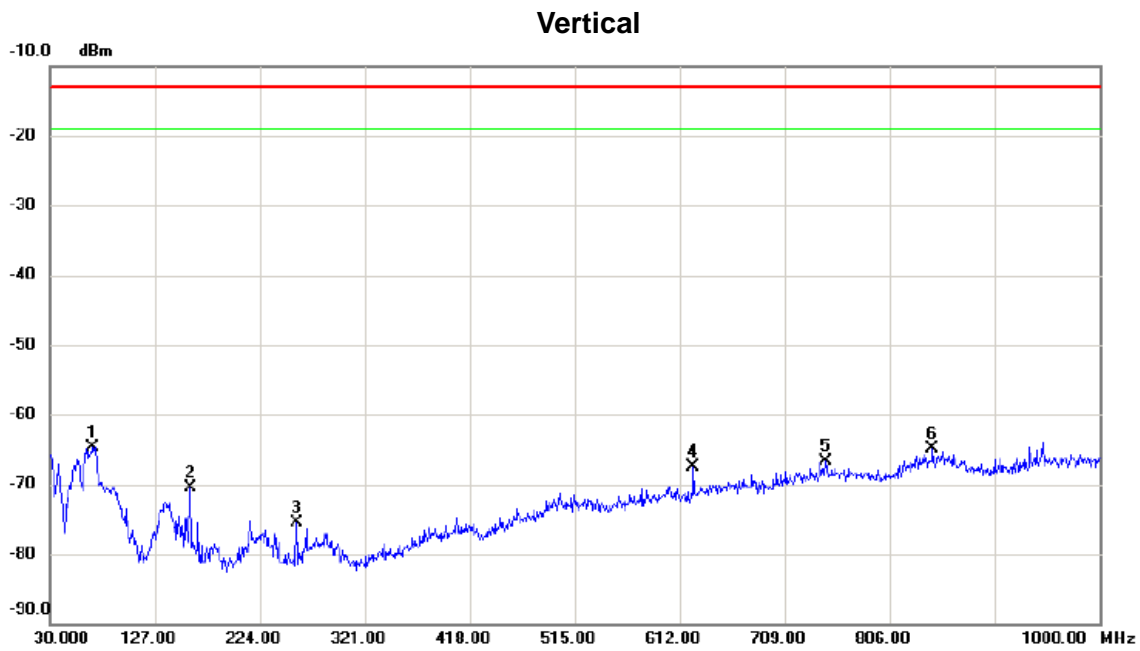
Test Mode: LTE Band 2_TX CH18900_20M_Internal Antenna

Horizontal



No.	Mk.	Freq.	Reading Level	Correct Factor	Measurement	Limit	Margin	Detector	Comment
		MHz	dBm	dB	dBm	dBm	dB		

Test Mode: DCS1900_TX CH661_GSM_External Antenna 3dBi



No.	Mk.	Freq. MHz	Reading Level dBm	Correct Factor dB	Measure- ment dBm	Limit dBm	Margin dB	Detector	Comment
1	*	69.770	-64.55	-0.08	-64.63	-13.00	-51.63	peak	
2		159.980	-73.77	3.18	-70.59	-13.00	-57.59	peak	
3		257.950	-76.16	0.62	-75.54	-13.00	-62.54	peak	
4		624.610	-76.83	9.40	-67.43	-13.00	-54.43	peak	
5		746.830	-78.97	12.35	-66.62	-13.00	-53.62	peak	
6		845.770	-79.09	14.26	-64.83	-13.00	-51.83	peak	

Test Mode: DCS1900_TX CH661_GSM_External Antenna 3dBi

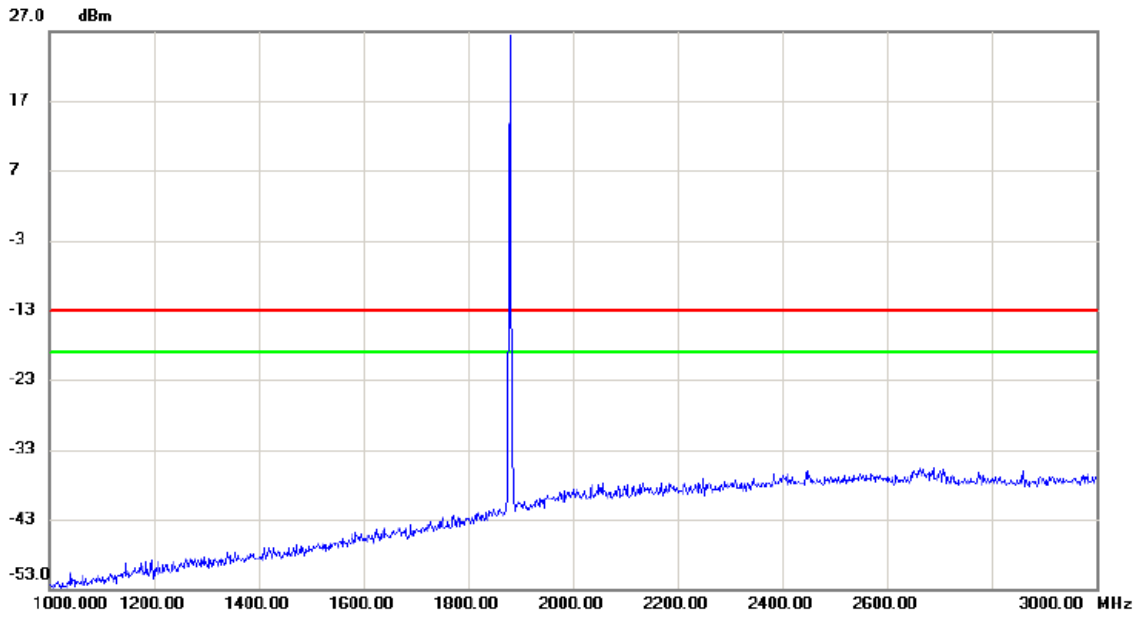
Horizontal



No.	Mk.	Freq. MHz	Reading Level dBm	Correct Factor dB	Measure- ment dBm	Limit dBm	Margin dB	Detector	Comment
1		52.310	-78.18	1.92	-76.26	-13.00	-63.26	peak	
2		152.220	-71.58	3.91	-67.67	-13.00	-54.67	peak	
3		182.290	-74.11	-2.09	-76.20	-13.00	-63.20	peak	
4		274.440	-78.67	2.79	-75.88	-13.00	-62.88	peak	
5		397.630	-79.06	5.91	-73.15	-13.00	-60.15	peak	
6	*	700.270	-79.70	13.97	-65.73	-13.00	-52.73	peak	

Test Mode: DCS1900_TX CH661_GSM_External Antenna 3dBi

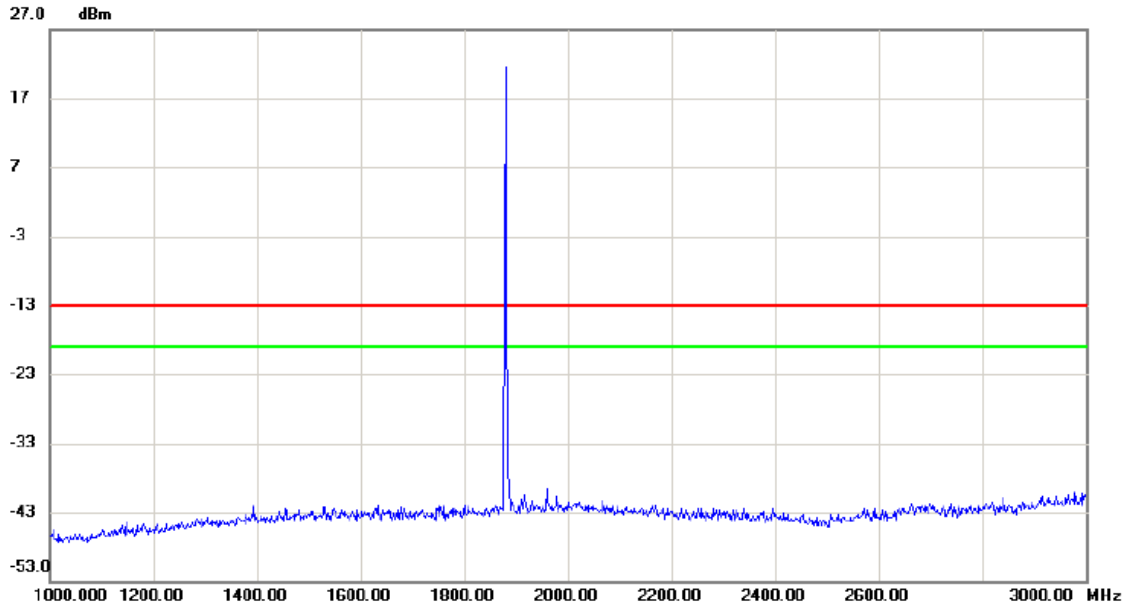
Vertical



No.	Mk.	Freq.	Reading Level	Correct Factor	Measurement	Limit	Margin	Detector	Comment
		MHz	dBm	dB	dBm	dBm	dB		
		1930.000	27.0		27.0	-13.0	40.0		

Test Mode: DCS1900_TX CH661_GSM_External Antenna 3dBi

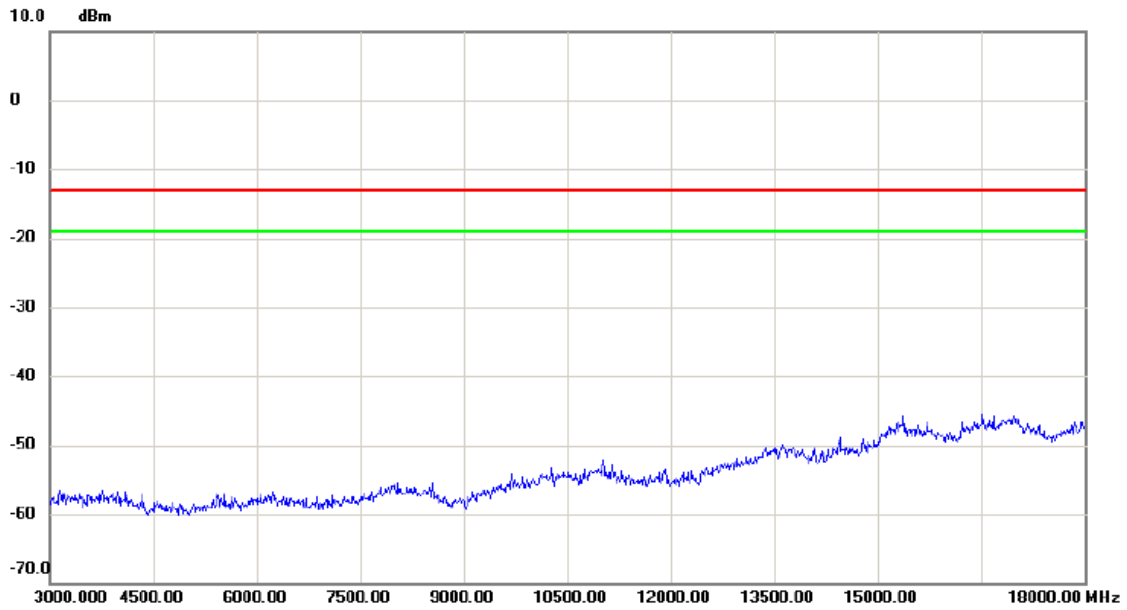
Horizontal



No.	Mk.	Freq. MHz	Reading Level dBm	Correct Factor dB	Measure- ment dBm	Limit dBm	Margin dB	Detector	Comment
		1900.00	17.0		17.0	-13.0	30.0		

Test Mode: DCS1900_TX CH661_GSM_External Antenna 3dBi

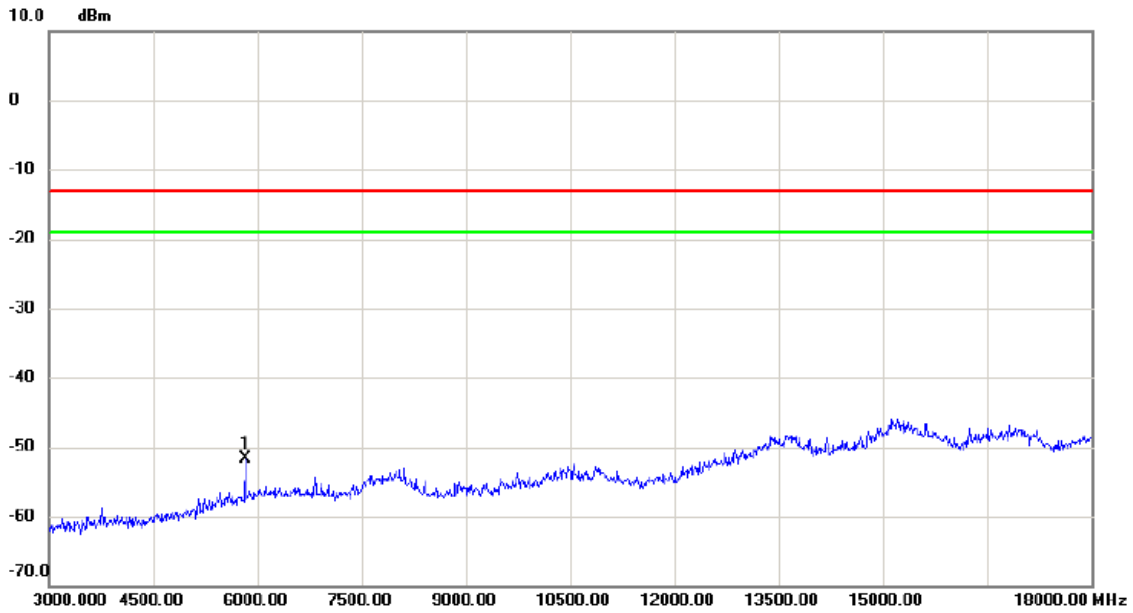
Vertical



No.	Mk.	Freq.	Reading Level	Correct Factor	Measurement	Limit	Margin	Detector	Comment
		MHz	dBm	dB	dBm	dBm	dB		

Test Mode: DCS1900_TX CH661_GSM_External Antenna 3dBi

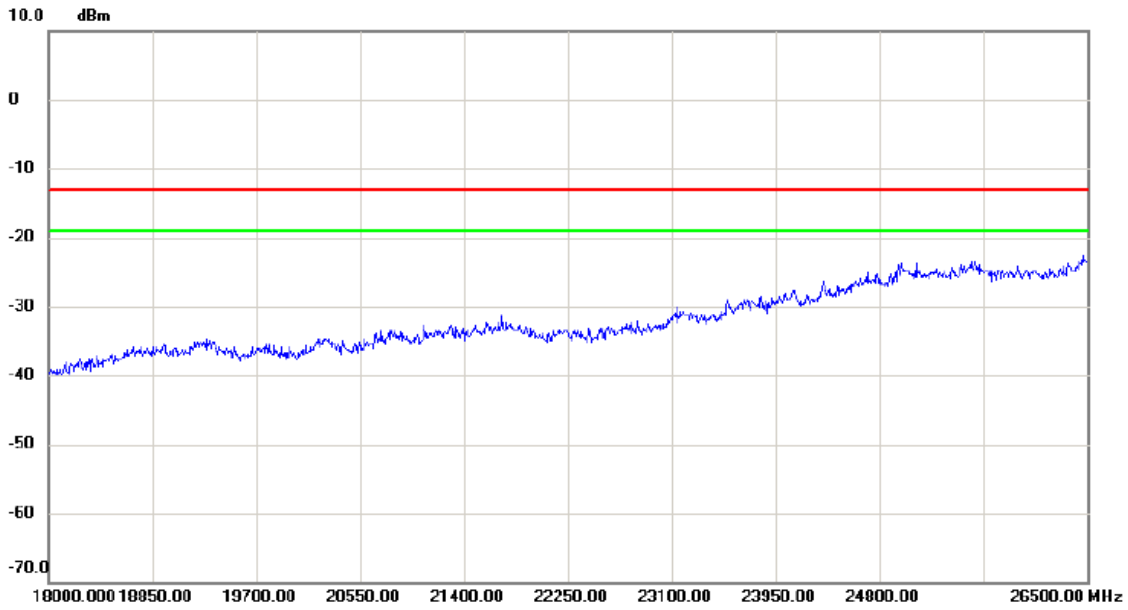
Horizontal



No.	Mk.	Freq. MHz	Reading Level dBm	Correct Factor dB	Measure- ment dBm	Limit dBm	Margin dB	Detector	Comment
1	*	5820.000	-69.25	17.62	-51.63	-13.00	-38.63	peak	

Test Mode: DCS1900_TX CH661_GSM_External Antenna 3dBi

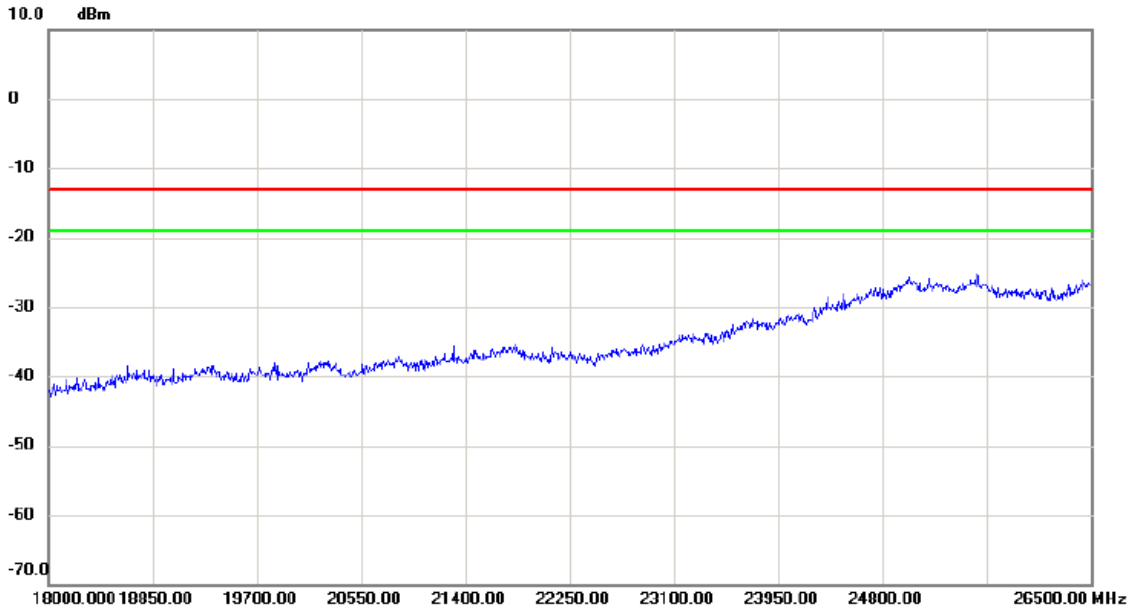
Vertical



No.	Mk.	Freq.	Reading Level	Correct Factor	Measurement	Limit	Margin	Detector	Comment
		MHz	dBm	dB	dBm	dBm	dB		

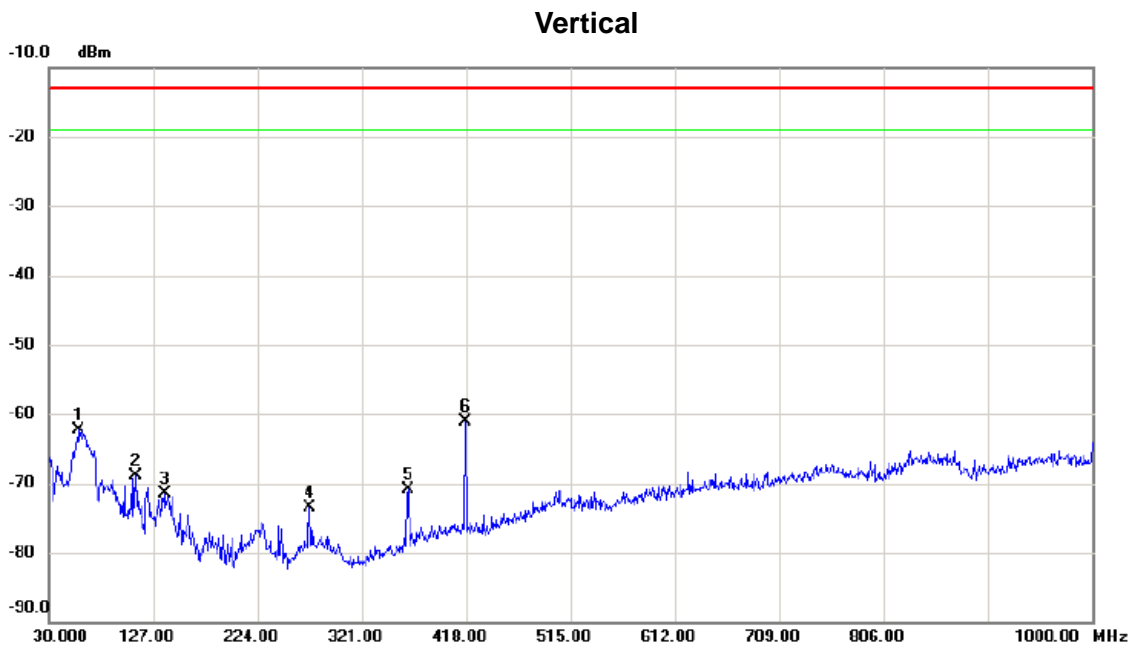
Test Mode: DCS1900_TX CH661_GSM_External Antenna 3dBi

Horizontal



No.	Mk.	Freq.	Reading Level	Correct Factor	Measurement	Limit	Margin	Detector	Comment
		MHz	dBm	dB	dBm	dBm	dB		
		18000.00	-42		-42	-15	-27		
		18050.00	-41		-41	-15	-26		
		19700.00	-40		-40	-15	-25		
		20550.00	-39		-39	-15	-24		
		21400.00	-38		-38	-15	-23		
		22250.00	-37		-37	-15	-22		
		23100.00	-36		-36	-15	-21		
		23950.00	-35		-35	-15	-20		
		24000.00	-34		-34	-15	-19		
		26500.00	-30		-30	-15	-15		

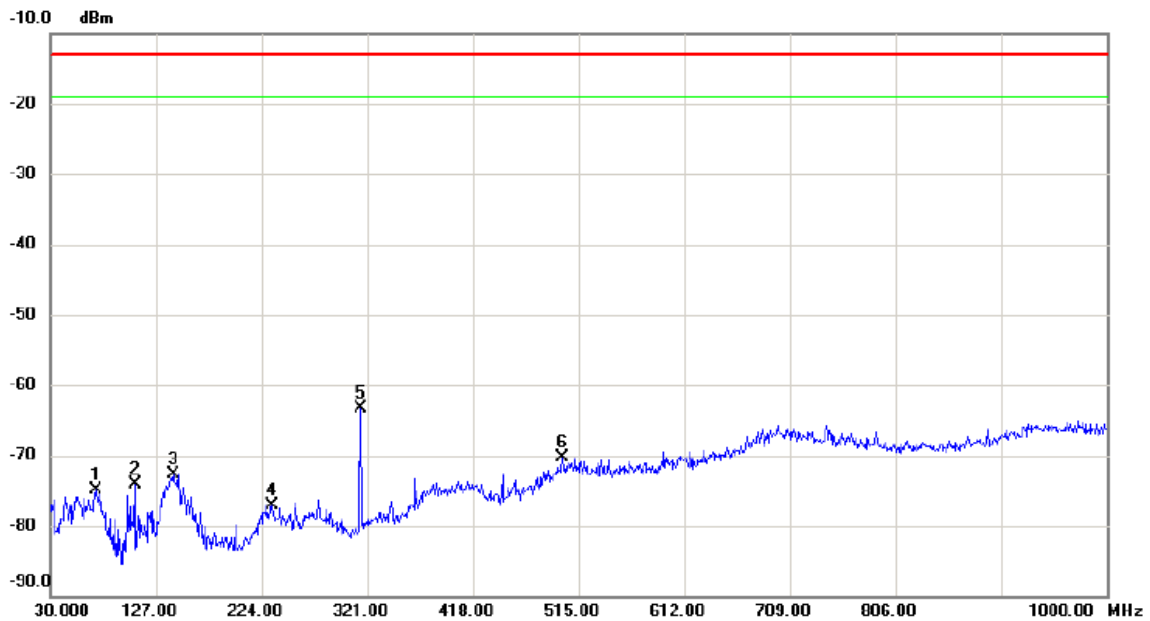
Test Mode: DCS1900_TX CH661_EDGE_External Antenna 3dBi



No.	Mk.	Freq. MHz	Reading Level dBm	Correct Factor dB	Measure- ment dBm	Limit dBm	Margin dB	Detector	Comment
1		57.160	-64.02	1.74	-62.28	-13.00	-49.28	peak	
2		110.510	-67.78	-1.08	-68.86	-13.00	-55.86	peak	
3		137.670	-73.07	1.50	-71.57	-13.00	-58.57	peak	
4		272.500	-75.71	2.30	-73.41	-13.00	-60.41	peak	
5		364.650	-74.03	3.05	-70.98	-13.00	-57.98	peak	
6	*	417.030	-65.69	4.57	-61.12	-13.00	-48.12	peak	

Test Mode: DCS1900_TX CH661_EDGE_External Antenna 3dBi

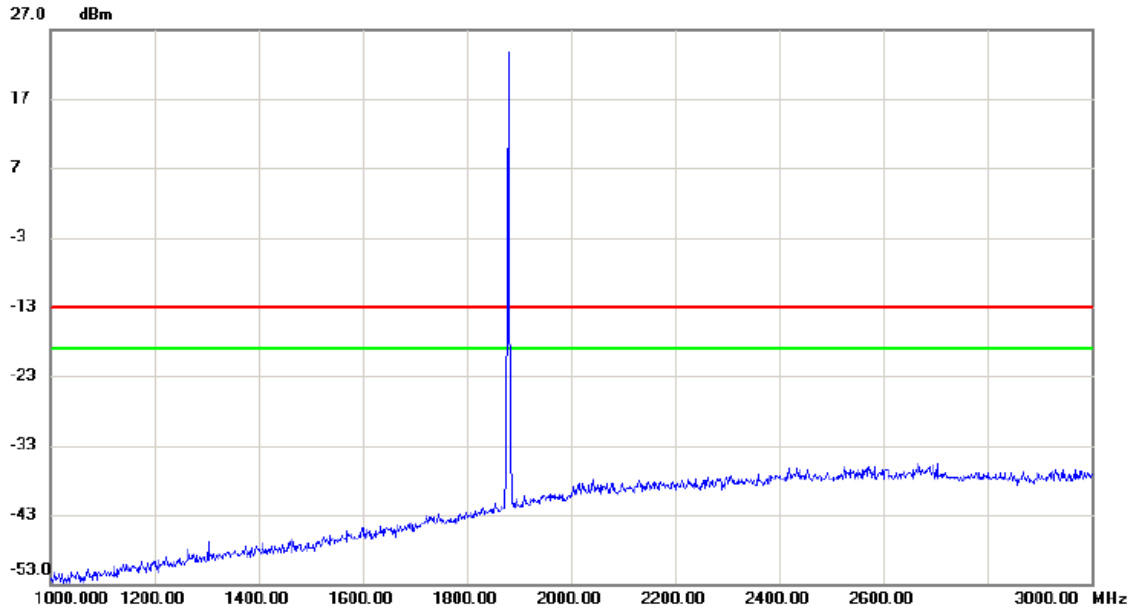
Horizontal



No. Mk.	Freq. MHz	Reading Level dBm	Correct Factor dB	Measure- ment dBm	Limit dBm	Margin dB	Detector	Comment
1	71.710	-69.89	-5.02	-74.91	-13.00	-61.91	peak	
2	107.600	-71.33	-2.85	-74.18	-13.00	-61.18	peak	
3	142.520	-76.08	3.41	-72.67	-13.00	-59.67	peak	
4	233.700	-80.01	2.94	-77.07	-13.00	-64.07	peak	
5 *	315.180	-65.19	1.86	-63.33	-13.00	-50.33	peak	
6	499.480	-78.36	8.02	-70.34	-13.00	-57.34	peak	

Test Mode: DCS1900_TX CH661_EDGE_External Antenna 3dBi

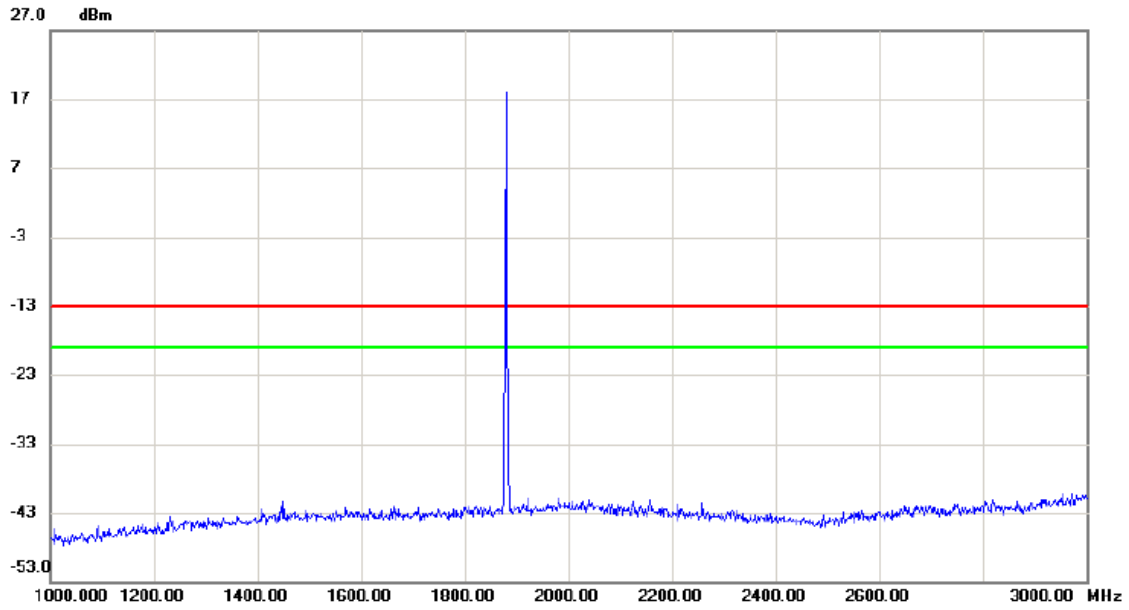
Vertical



No.	Mk.	Freq.	Reading Level	Correct Factor	Measurement	Limit	Margin	Detector	Comment
		MHz	dBm	dB	dBm	dBm	dB		
		1900.00	17.0		17.0	-13.0	30.0		

Test Mode: DCS1900_TX CH661_EDGE_External Antenna 3dBi

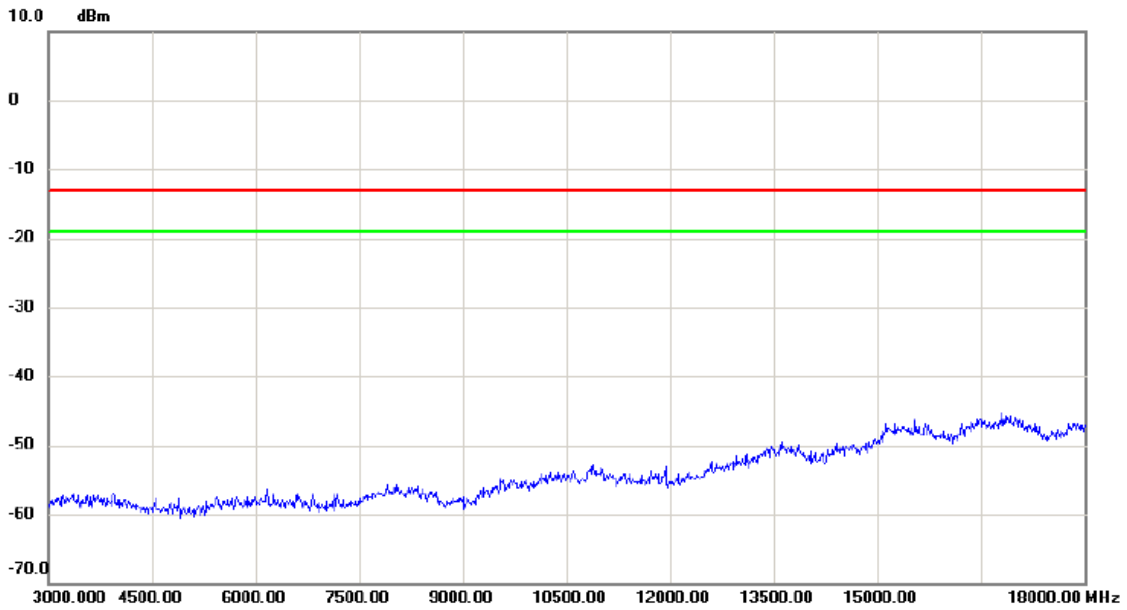
Horizontal



No.	Mk.	Freq.	Reading Level	Correct Factor	Measurement	Limit	Margin	Detector	Comment
		MHz	dBm	dB	dBm	dBm	dB		
		1800.00	17.0		17.0	-13.0	30.0		

Test Mode: DCS1900_TX CH661_EDGE_External Antenna 3dBi

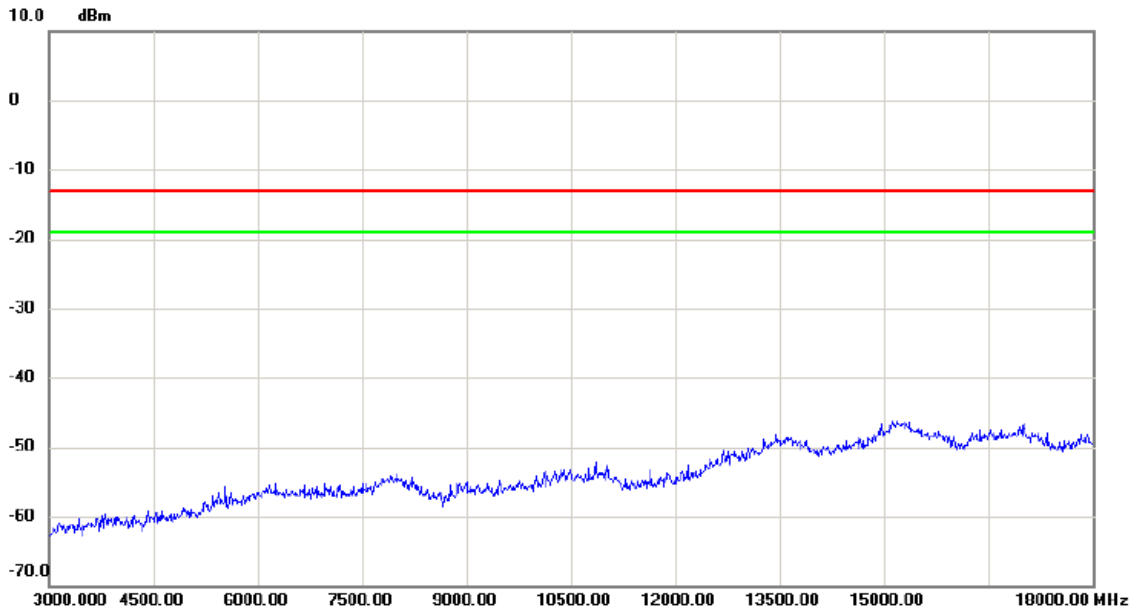
Vertical



No.	Mk.	Freq.	Reading Level	Correct Factor	Measurement	Limit	Margin	Detector	Comment
		MHz	dBm	dB	dBm	dBm	dB		

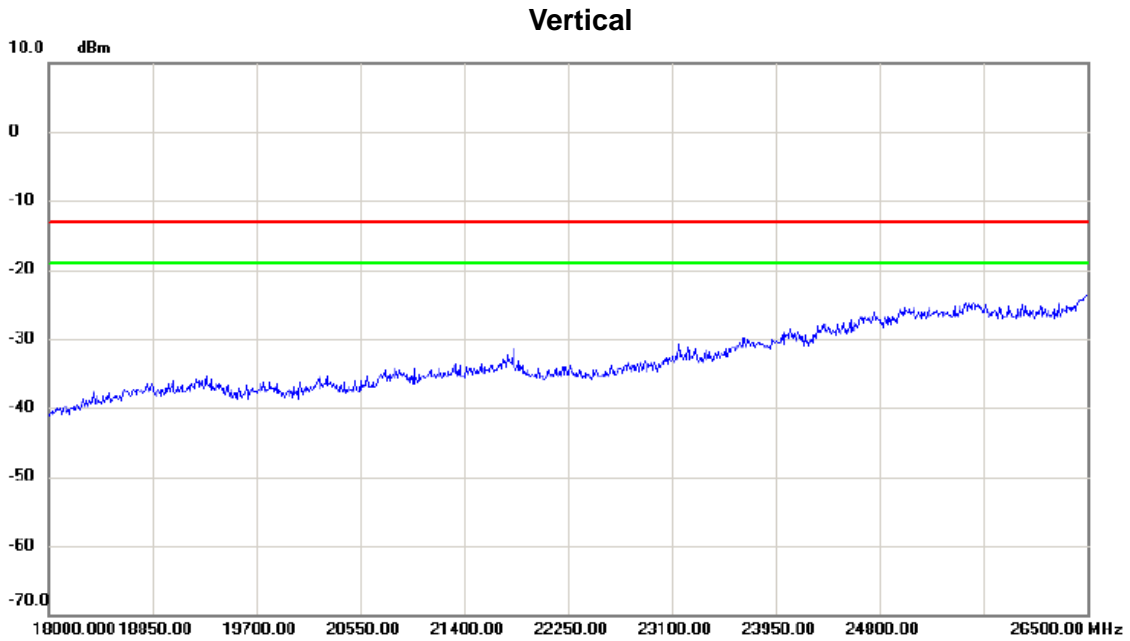
Test Mode: DCS1900_TX CH661_EDGE_External Antenna 3dBi

Horizontal



No.	Mk.	Freq.	Reading Level	Correct Factor	Measurement	Limit	Margin	Detector	Comment
		MHz	dBm	dB	dBm	dBm	dB		

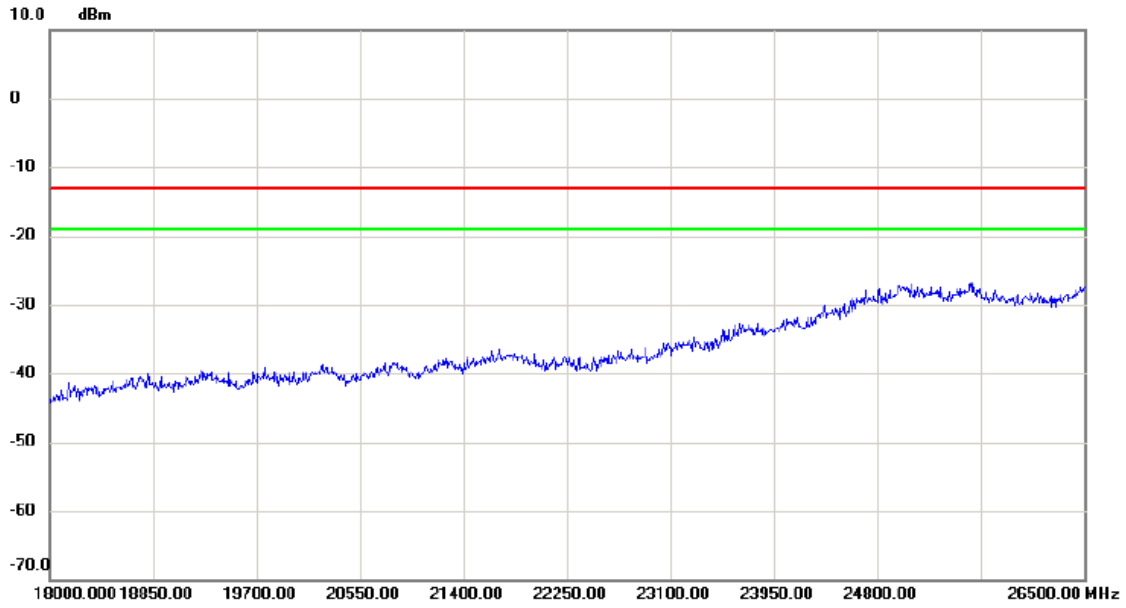
Test Mode: DCS1900_TX CH661_EDGE_External Antenna 3dBi



No.	Mk.	Freq.	Reading Level	Correct Factor	Measurement	Limit	Margin	Detector	Comment
		MHz	dBm	dB	dBm	dBm	dB		

Test Mode: DCS1900_TX CH661_EDGE_External Antenna 3dBi

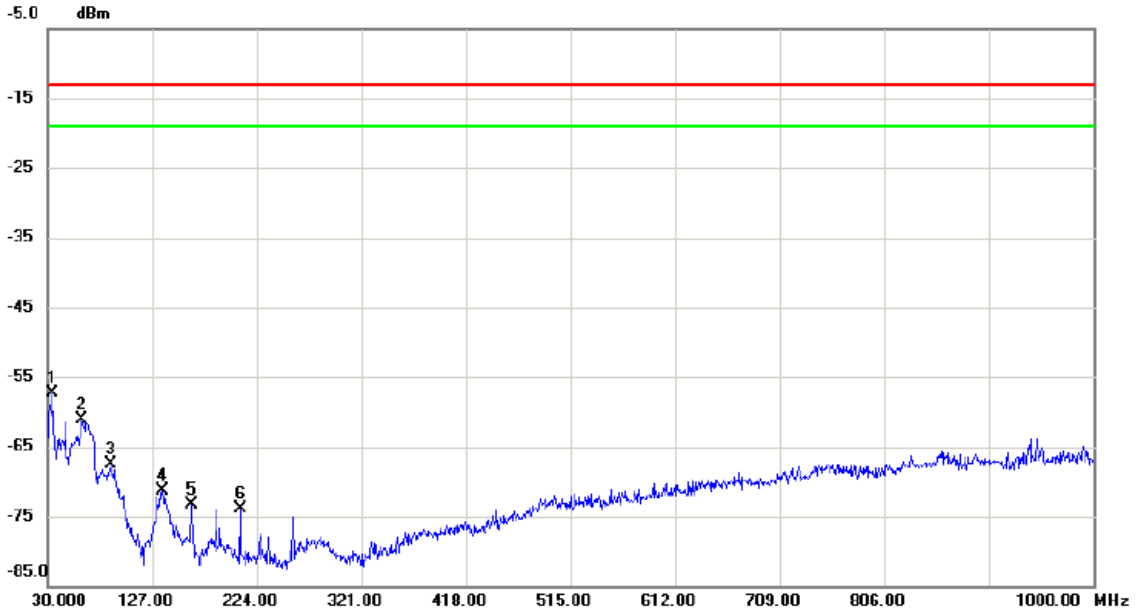
Horizontal



No.	Mk.	Freq.	Reading Level	Correct Factor	Measurement	Limit	Margin	Detector	Comment
		MHz	dBm	dB	dBm	dBm	dB		

Test Mode: WCDMA Band 2_TX CH9400_External Antenna 3dBi

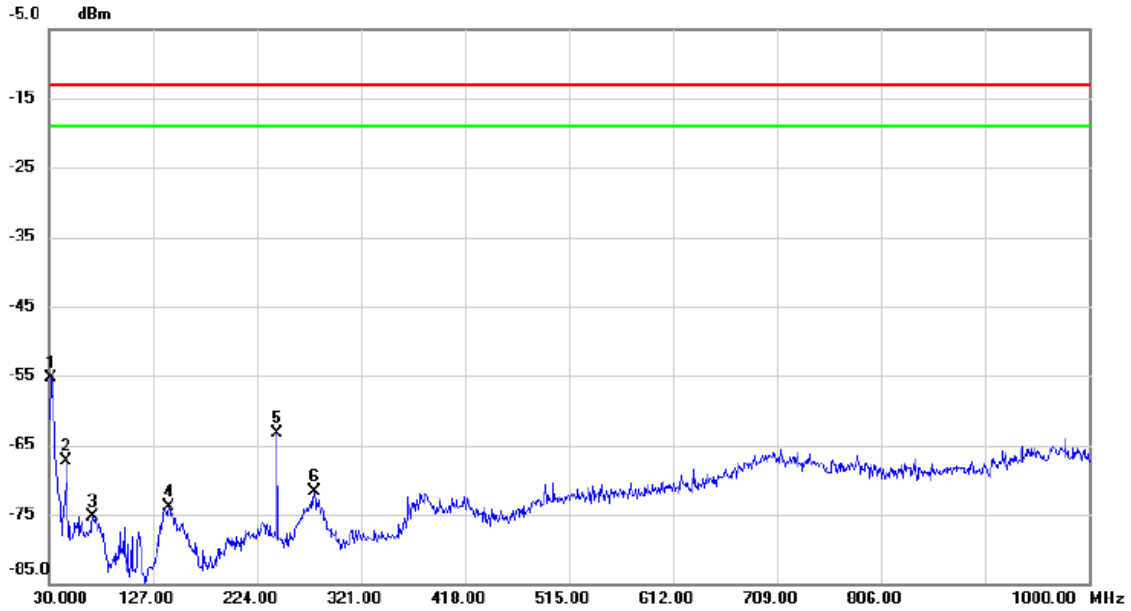
Vertical



No.	Mk.	Freq. MHz	Reading Level dBm	Correct Factor dB	Measure- ment dBm	Limit dBm	Margin dB	Detector	Comment
1	*	34.850	-55.94	-1.43	-57.37	-13.00	-44.37	peak	
2		62.010	-61.88	0.73	-61.15	-13.00	-48.15	peak	
3		88.200	-62.56	-5.02	-67.58	-13.00	-54.58	peak	
4		136.700	-72.50	1.24	-71.26	-13.00	-58.26	peak	
5		163.860	-75.28	1.91	-73.37	-13.00	-60.37	peak	
6		208.480	-71.50	-2.46	-73.96	-13.00	-60.96	peak	

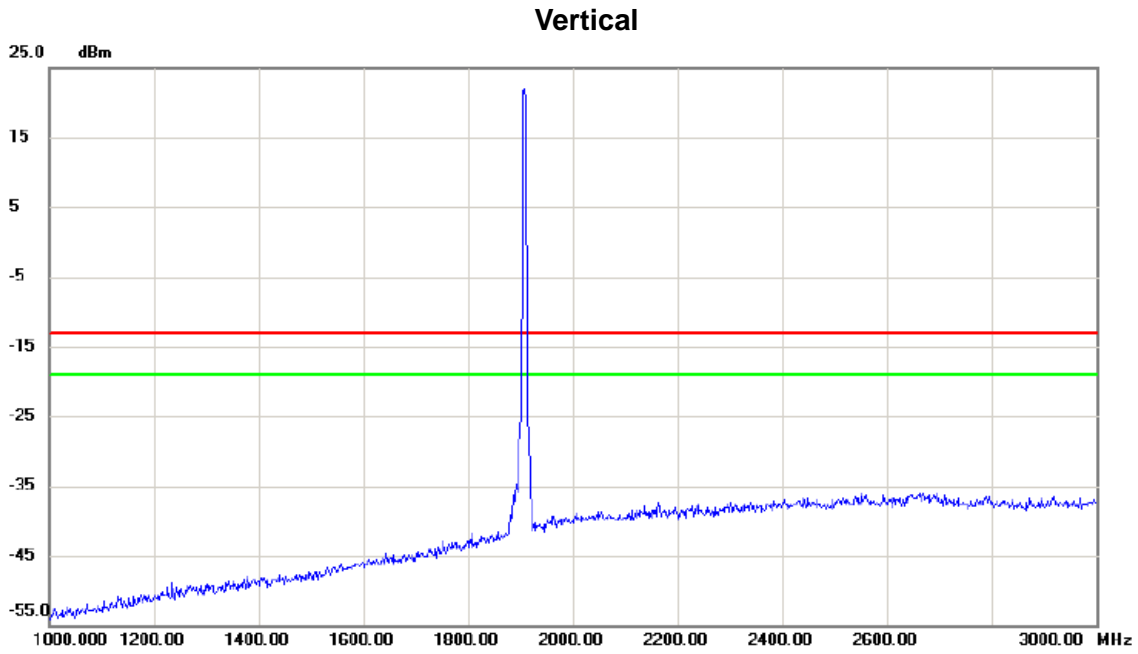
Test Mode: WCDMA Band 2_TX CH9400_External Antenna 3dBi

Horizontal



No.	Mk.	Freq. MHz	Reading Level dBm	Correct Factor dB	Measure- ment dBm	Limit dBm	Margin dB	Detector	Comment
1	*	31.940	-56.47	1.27	-55.20	-13.00	-42.20	peak	
2		46.490	-69.90	2.52	-67.38	-13.00	-54.38	peak	
3		70.740	-70.87	-4.40	-75.27	-13.00	-62.27	peak	
4		141.550	-77.28	3.30	-73.98	-13.00	-60.98	peak	
5		242.430	-65.53	2.27	-63.26	-13.00	-50.26	peak	
6		277.350	-74.31	2.64	-71.67	-13.00	-58.67	peak	

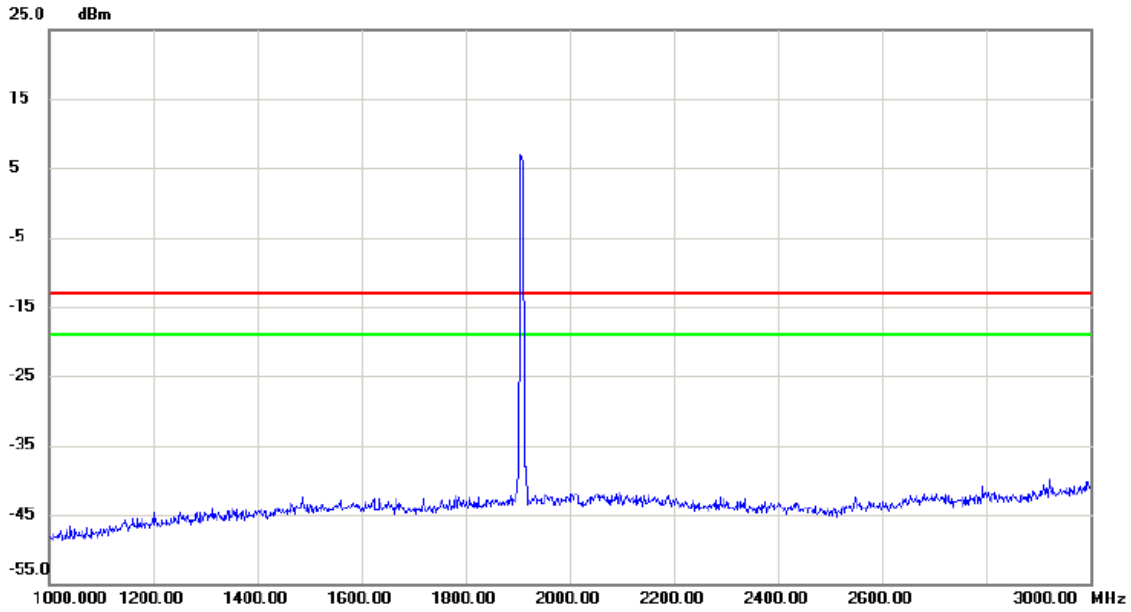
Test Mode: WCDMA Band 2_TX CH9400_External Antenna 3dBi



No.	Mk.	Freq.	Reading Level	Correct Factor	Measurement	Limit	Margin	Detector	Comment
		MHz	dBm	dB	dBm	dBm	dB		
		1940.00	20.00	0.00	20.00	-15.00	5.00		

Test Mode: WCDMA Band 2_TX CH9400_External Antenna 3dBi

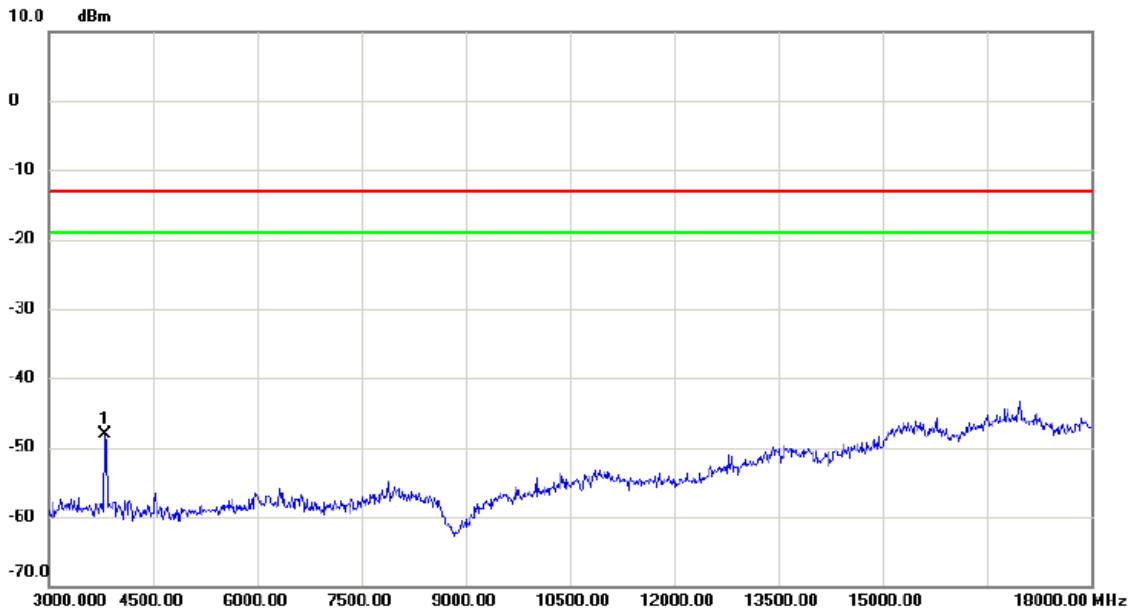
Horizontal



No.	Mk.	Freq.	Reading Level	Correct Factor	Measurement	Limit	Margin	Detector	Comment
		MHz	dBm	dB	dBm	dBm	dB		
		1940.00	5.00	0.00	5.00	-12.50	17.50		

Test Mode: WCDMA Band 2_TX CH9400_External Antenna 3dBi

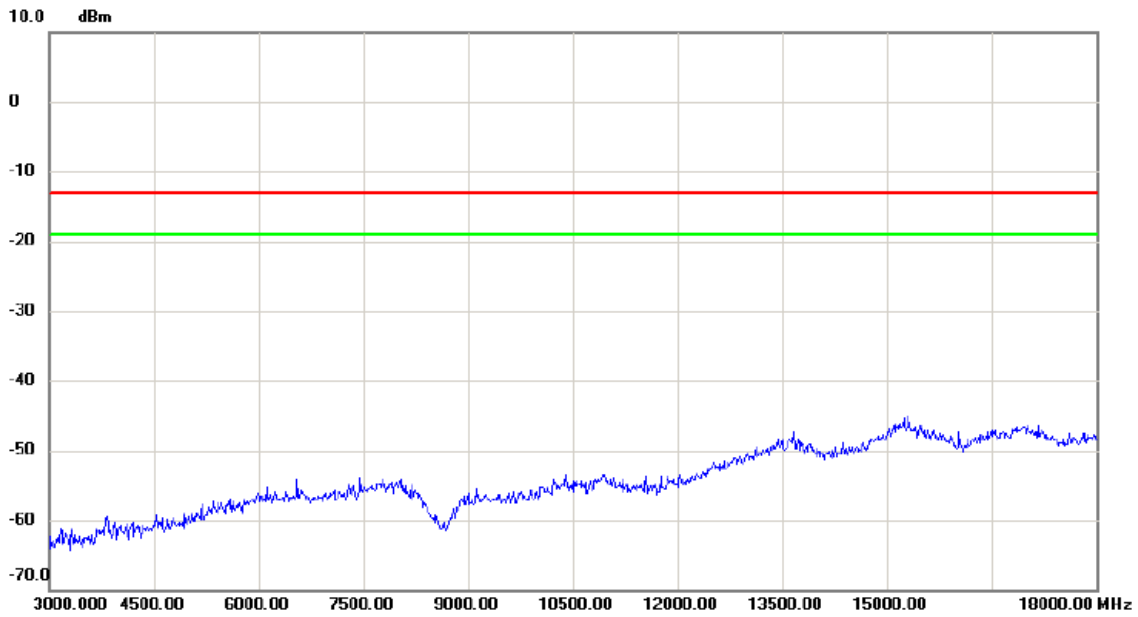
Vertical



No.	Mk.	Freq. MHz	Reading Level dBm	Correct Factor dB	Measure- ment dBm	Limit dBm	Margin dB	Detector	Comment
1	*	3810.000	-62.64	14.56	-48.08	-13.00	-35.08	peak	

Test Mode: WCDMA Band 2_TX CH9400_External Antenna 3dBi

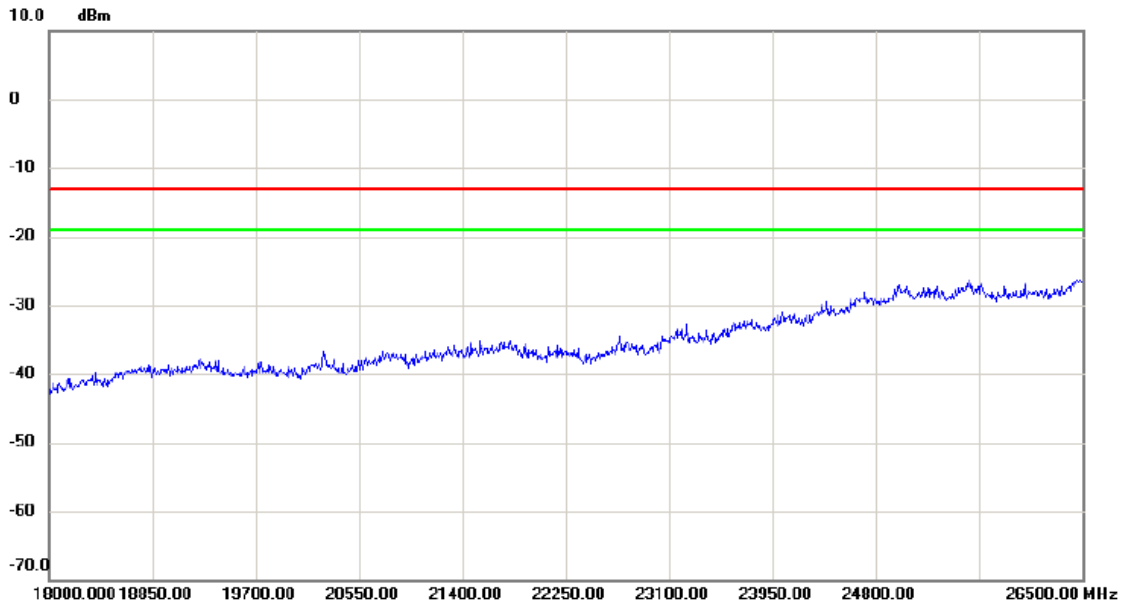
Horizontal



No.	Mk.	Freq.	Reading Level	Correct Factor	Measurement	Limit	Margin	Detector	Comment
		MHz	dBm	dB	dBm	dBm	dB		

Test Mode: WCDMA Band 2_TX CH9400_External Antenna 3dBi

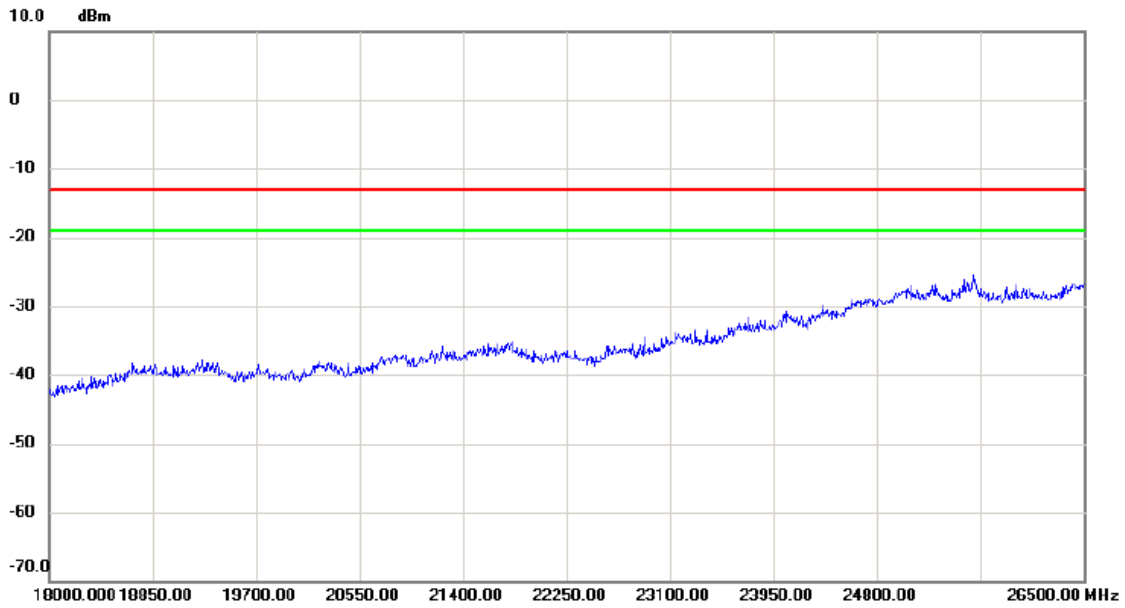
Vertical



No.	Mk.	Freq.	Reading Level	Correct Factor	Measurement	Limit	Margin	Detector	Comment
		MHz	dBm	dB	dBm	dBm	dB		

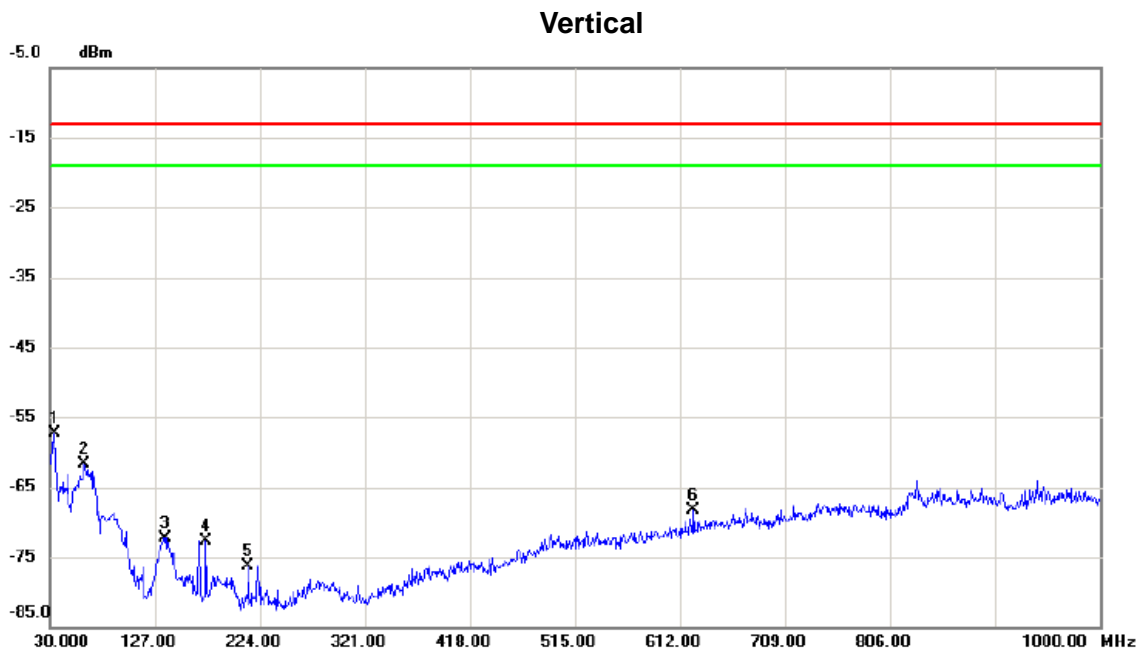
Test Mode: WCDMA Band 2_TX CH9400_External Antenna 3dBi

Horizontal



No.	Mk.	Freq.	Reading Level	Correct Factor	Measurement	Limit	Margin	Detector	Comment
		MHz	dBm	dB	dBm	dBm	dB		

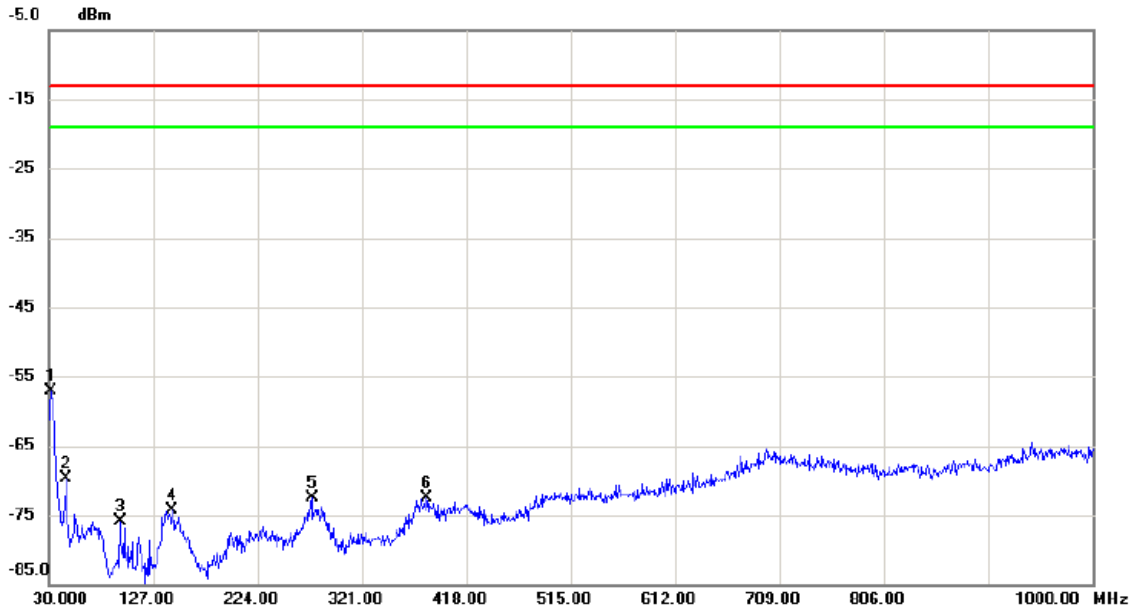
Test Mode: WCDMA Band 2_HSDPA_TX CH9400_External Antenna 3dBi



No.	Mk.	Freq. MHz	Reading Level dBm	Correct Factor dB	Measure- ment dBm	Limit dBm	Margin dB	Detector	Comment
1	*	34.850	-55.92	-1.43	-57.35	-13.00	-44.35	peak	
2		62.010	-62.43	0.73	-61.70	-13.00	-48.70	peak	
3		136.700	-73.60	1.24	-72.36	-13.00	-59.36	peak	
4		174.530	-72.89	0.28	-72.61	-13.00	-59.61	peak	
5		213.330	-74.10	-2.12	-76.22	-13.00	-63.22	peak	
6		624.610	-77.70	9.40	-68.30	-13.00	-55.30	peak	

Test Mode: WCDMA Band 2_HSDPA_TX CH9400_External Antenna 3dBi

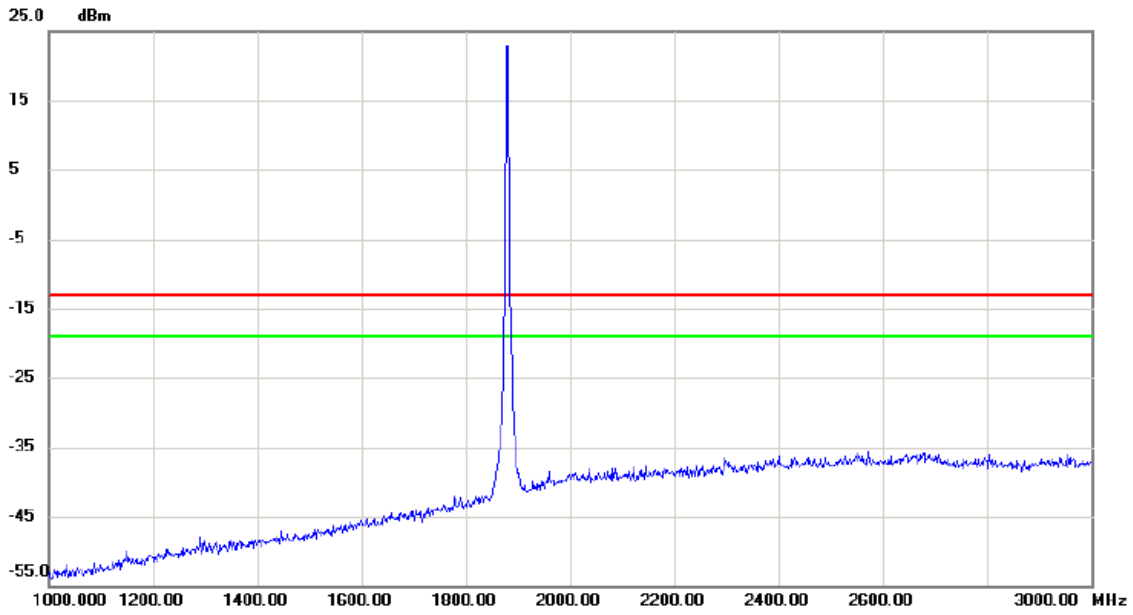
Horizontal



No.	Mk.	Freq. MHz	Reading Level dBm	Correct Factor dB	Measure- ment dBm	Limit dBm	Margin dB	Detector	Comment
1	*	31.940	-58.36	1.27	-57.09	-13.00	-44.09	peak	
2		46.490	-72.16	2.52	-69.64	-13.00	-56.64	peak	
3		95.960	-70.18	-5.81	-75.99	-13.00	-62.99	peak	
4		144.460	-77.92	3.63	-74.29	-13.00	-61.29	peak	
5		274.440	-75.35	2.79	-72.56	-13.00	-59.56	peak	
6		381.140	-78.57	6.09	-72.48	-13.00	-59.48	peak	

Test Mode: WCDMA Band 2_HSDPA_TX CH9400_External Antenna 3dB

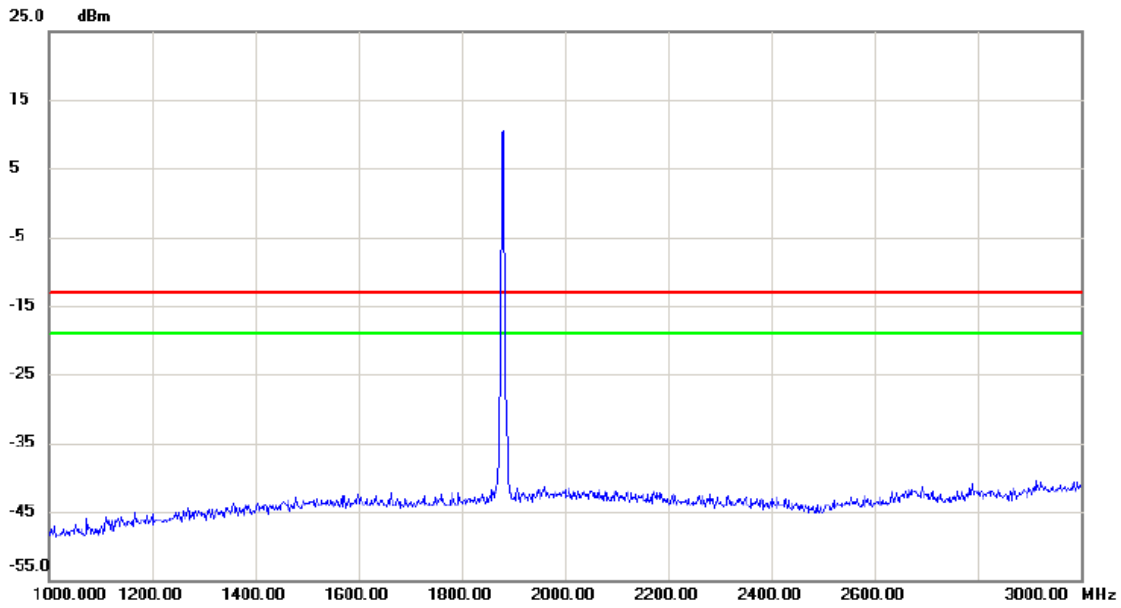
Vertical



No.	Mk.	Freq. MHz	Reading Level dBm	Correct Factor dB	Measure- ment dBm	Limit dBm	Margin dB	Detector	Comment
		1800.00	20.00	0.00	20.00	-15.00	5.00		

Test Mode: WCDMA Band 2_HSDPA_TX CH9400_External Antenna 3dBi

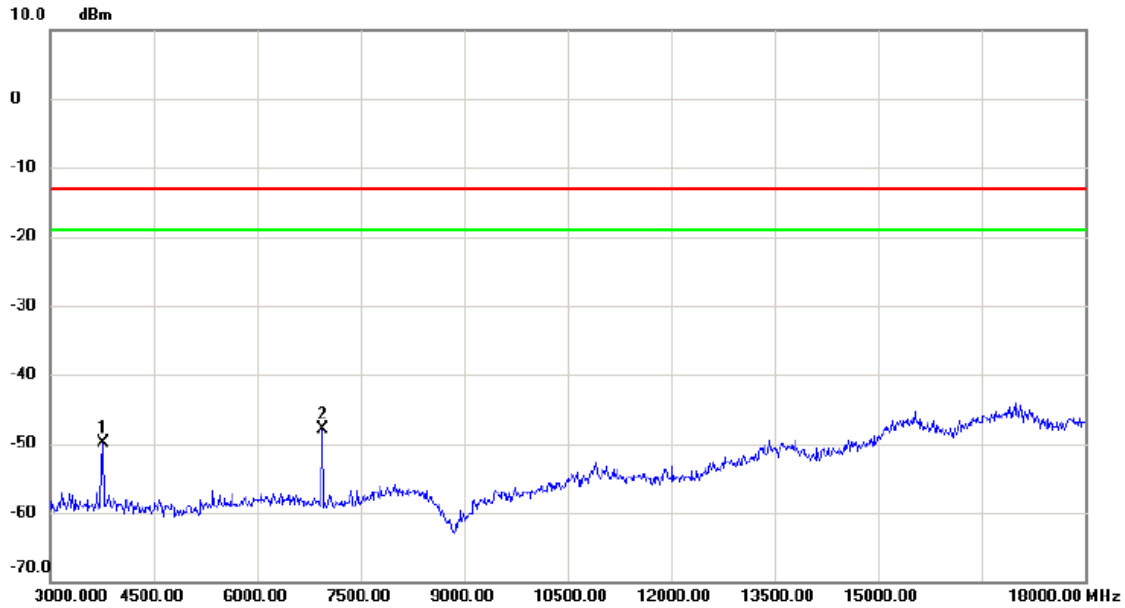
Horizontal



No.	Mk.	Freq. MHz	Reading Level dBm	Correct Factor dB	Measure- ment dBm	Limit dBm	Margin dB	Detector	Comment

Test Mode: WCDMA Band 2_HSDPA_TX CH9400_External Antenna 3dBi

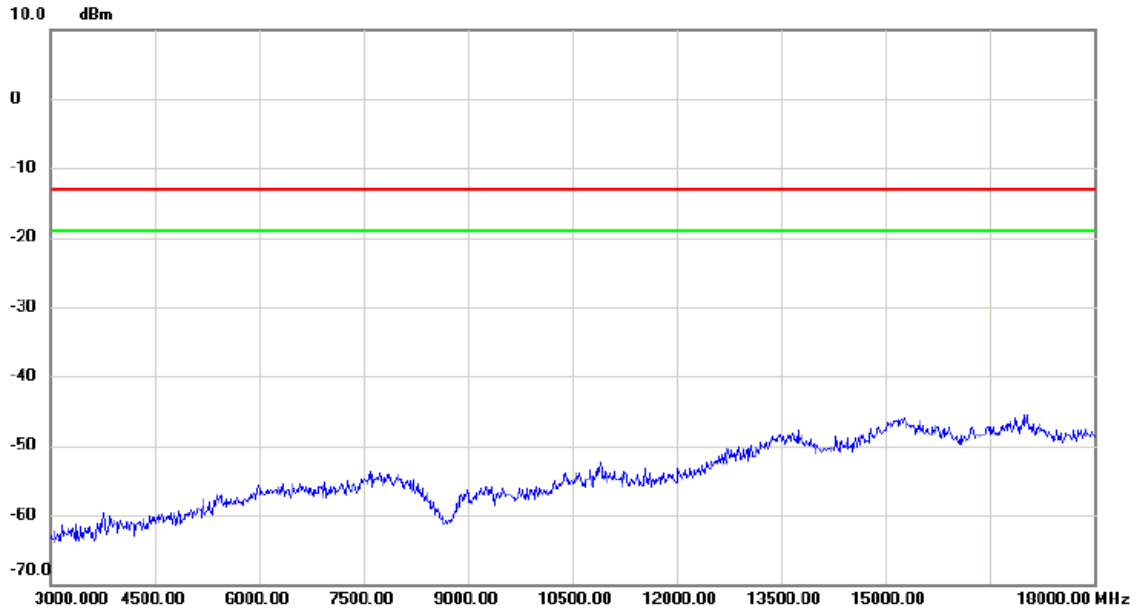
Vertical



No.	Mk.	Freq.	Reading Level	Correct Factor	Measurement	Limit	Margin	Detector	Comment
		MHz	dBm	dB	dBm	dBm	dB		
1		3765.000	-64.32	14.51	-49.81	-13.00	-36.81	peak	
2	*	6945.000	-64.53	16.69	-47.84	-13.00	-34.84	peak	

Test Mode: WCDMA Band 2_HSDPA_TX CH9400_External Antenna 3dBi

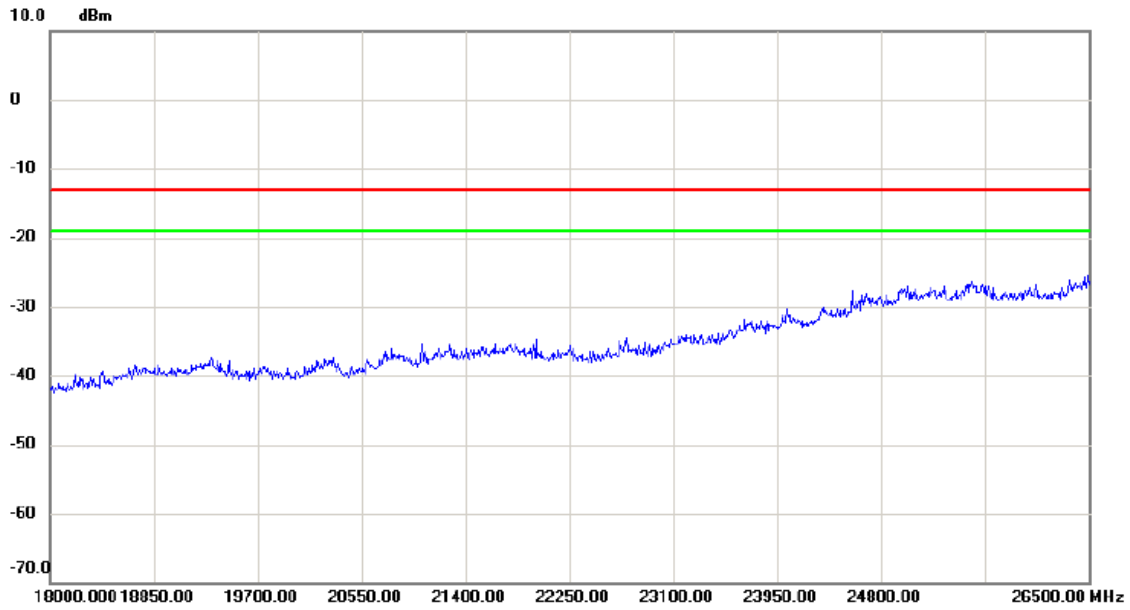
Horizontal



No.	Mk.	Freq.	Reading Level	Correct Factor	Measurement	Limit	Margin	Detector	Comment
		MHz	dBm	dB	dBm	dBm	dB		

Test Mode: WCDMA Band 2_HSDPA_TX CH9400_External Antenna 3dBi

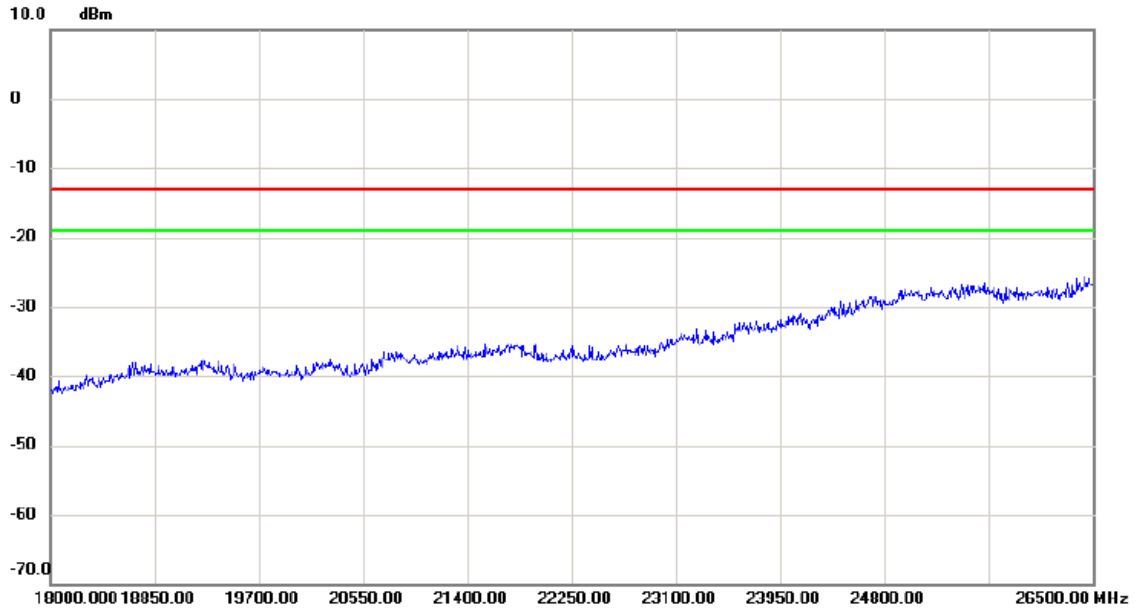
Vertical



No.	Mk.	Freq.	Reading Level	Correct Factor	Measurement	Limit	Margin	Detector	Comment
		MHz	dBm	dB	dBm	dBm	dB		

Test Mode: WCDMA Band 2_HSDPA_TX CH9400_External Antenna 3dBi

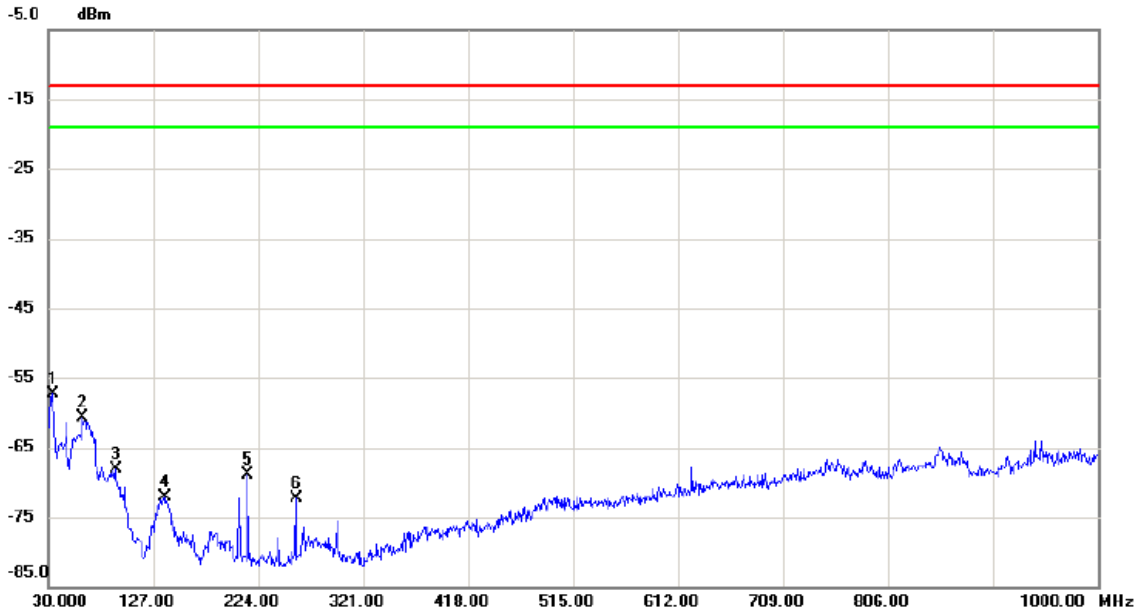
Horizontal



No.	Mk.	Freq.	Reading Level	Correct Factor	Measurement	Limit	Margin	Detector	Comment
		MHz	dBm	dB	dBm	dBm	dB		

Test Mode: WCDMA Band 2_HSUPA_TX CH9400_External Antenna 3dBi

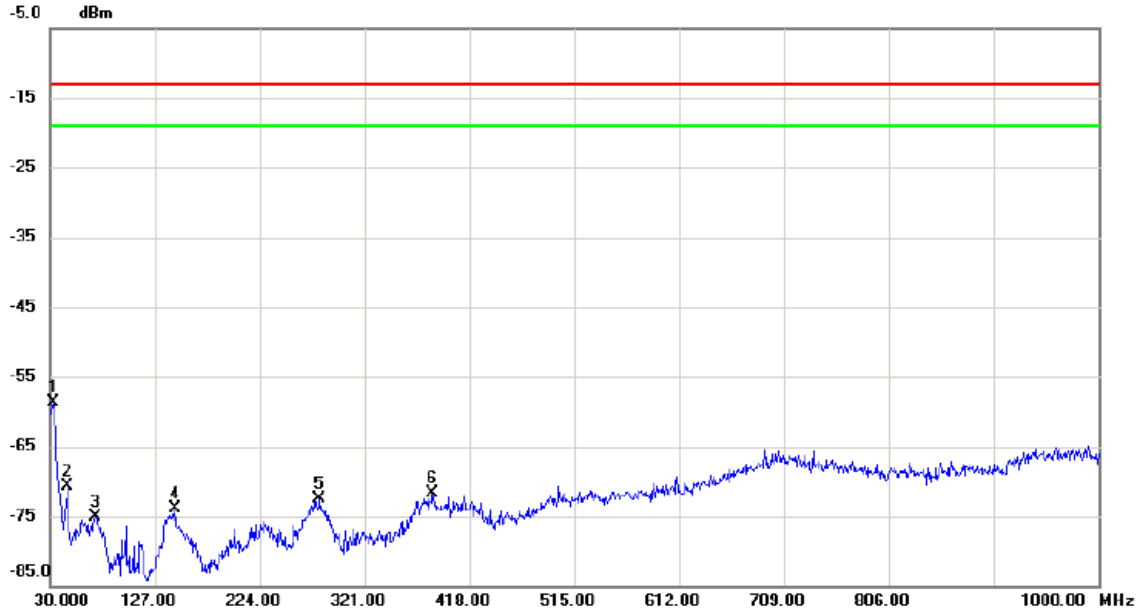
Vertical



No.	Mk.	Freq. MHz	Reading Level dBm	Correct Factor dB	Measure- ment dBm	Limit dBm	Margin dB	Detector	Comment
1	*	34.850	-55.80	-1.43	-57.23	-13.00	-44.23	peak	
2		62.010	-61.39	0.73	-60.66	-13.00	-47.66	peak	
3		92.080	-64.16	-3.93	-68.09	-13.00	-55.09	peak	
4		137.670	-73.63	1.50	-72.13	-13.00	-59.13	peak	
5		214.300	-66.82	-2.02	-68.84	-13.00	-55.84	peak	
6		258.920	-72.94	0.68	-72.26	-13.00	-59.26	peak	

Test Mode: WCDMA Band 2_HSUPA_TX CH9400_External Antenna 3dBi

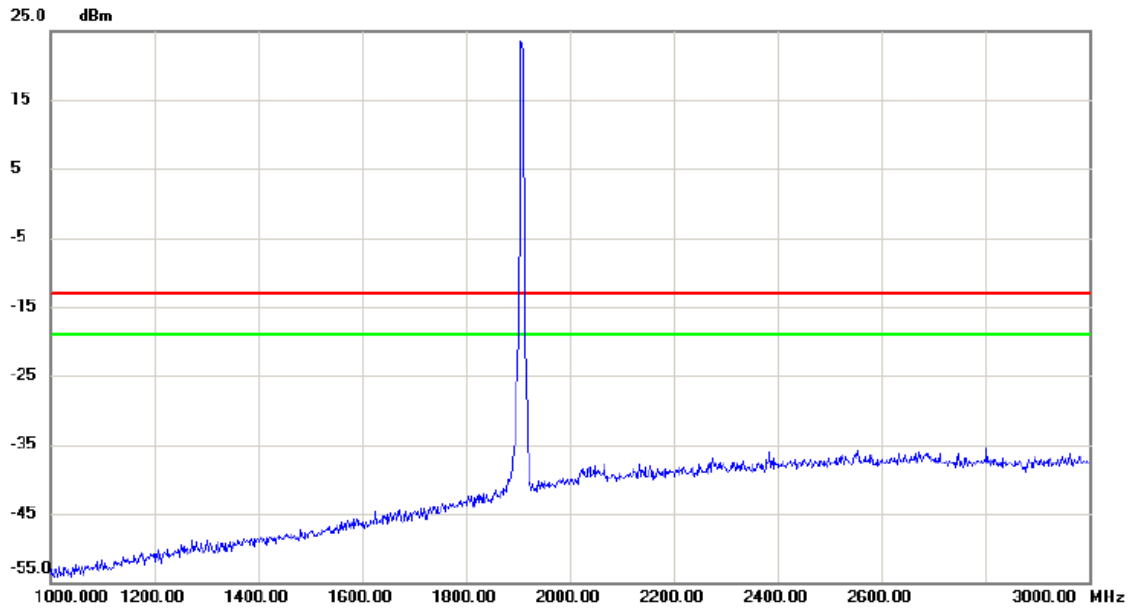
Horizontal



No.	Mk.	Freq. MHz	Reading Level dBm	Correct Factor dB	Measure- ment dBm	Limit dBm	Margin dB	Detector	Comment
1	*	32.910	-59.74	0.96	-58.78	-13.00	-45.78	peak	
2		46.490	-73.30	2.52	-70.78	-13.00	-57.78	peak	
3		71.710	-70.04	-5.02	-75.06	-13.00	-62.06	peak	
4		145.430	-77.70	3.73	-73.97	-13.00	-60.97	peak	
5		279.290	-74.95	2.54	-72.41	-13.00	-59.41	peak	
6		384.050	-77.85	6.06	-71.79	-13.00	-58.79	peak	

Test Mode: WCDMA Band 2_HSUPA_TX CH9400_External Antenna 3dBi

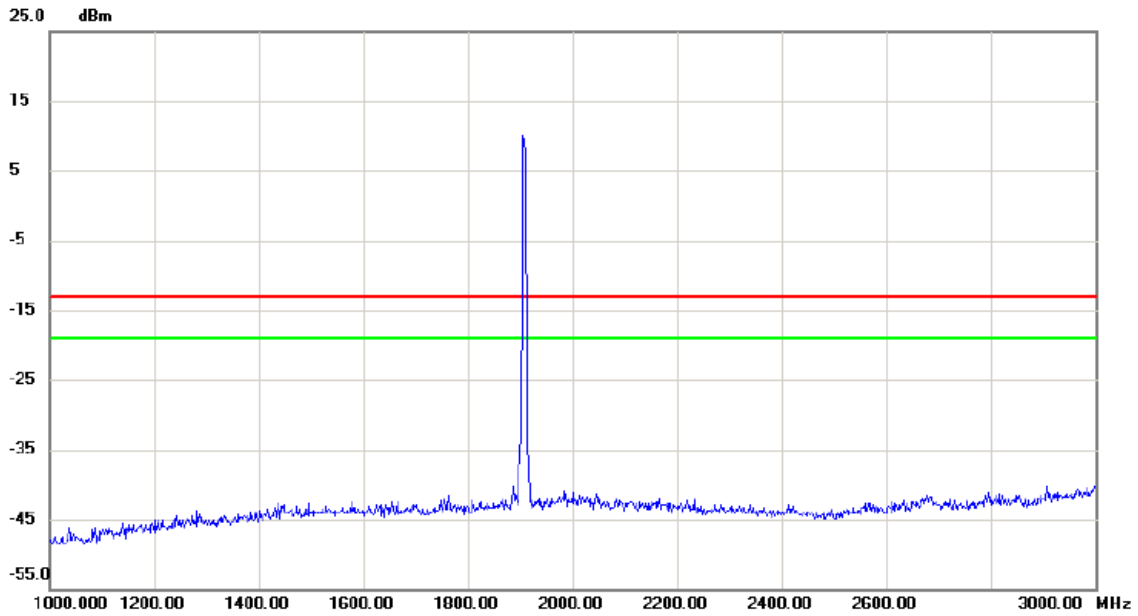
Vertical



No.	Mk.	Freq.	Reading Level	Correct Factor	Measurement	Limit	Margin	Detector	Comment
		MHz	dBm	dB	dBm	dBm	dB		
		1930.00	20.00	0.00	20.00	-15.00	5.00		

Test Mode: WCDMA Band 2_HSUPA_TX CH9400_External Antenna 3dBi

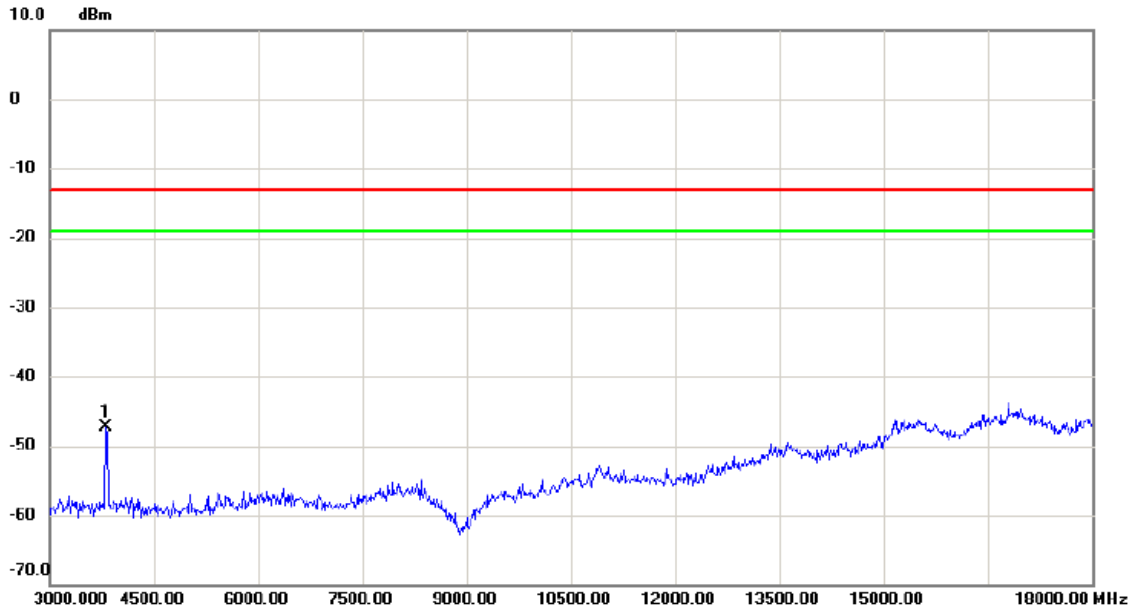
Horizontal



No.	Mk.	Freq.	Reading Level	Correct Factor	Measurement	Limit	Margin	Detector	Comment
		MHz	dBm	dB	dBm	dBm	dB		
		1930.00	10.00	0.00	10.00	-15.00	25.00		

Test Mode: WCDMA Band 2_HSUPA_TX CH9400_External Antenna 3dBi

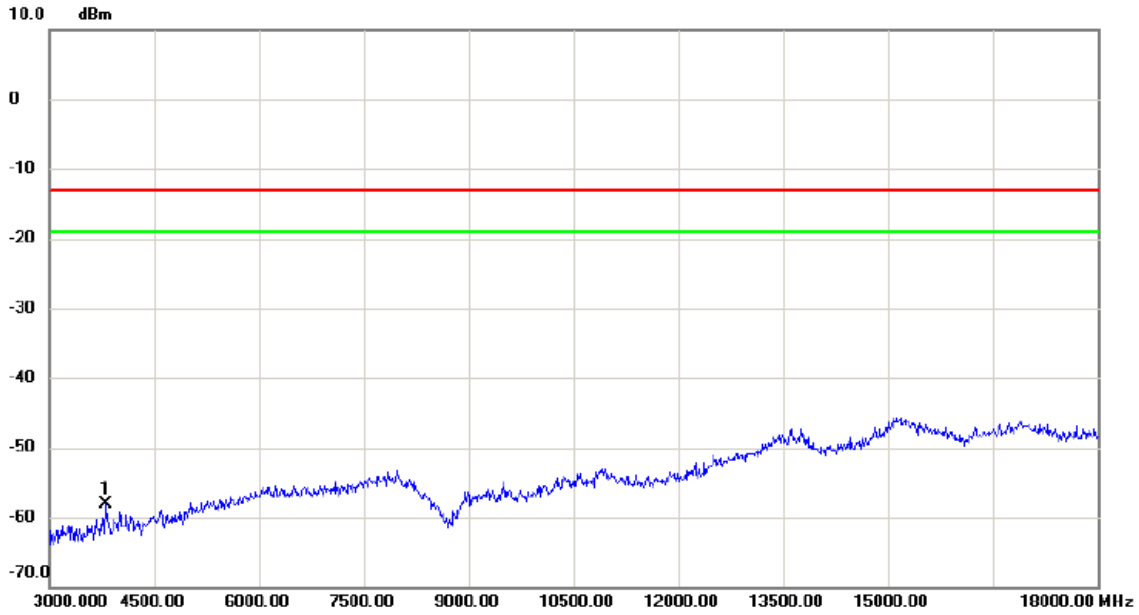
Vertical



No.	Mk.	Freq. MHz	Reading Level dBm	Correct Factor dB	Measure- ment dBm	Limit dBm	Margin dB	Detector	Comment
1	*	3810.000	-61.87	14.56	-47.31	-13.00	-34.31	peak	

Test Mode: WCDMA Band 2_HSUPA_TX CH9400_External Antenna 3dBi

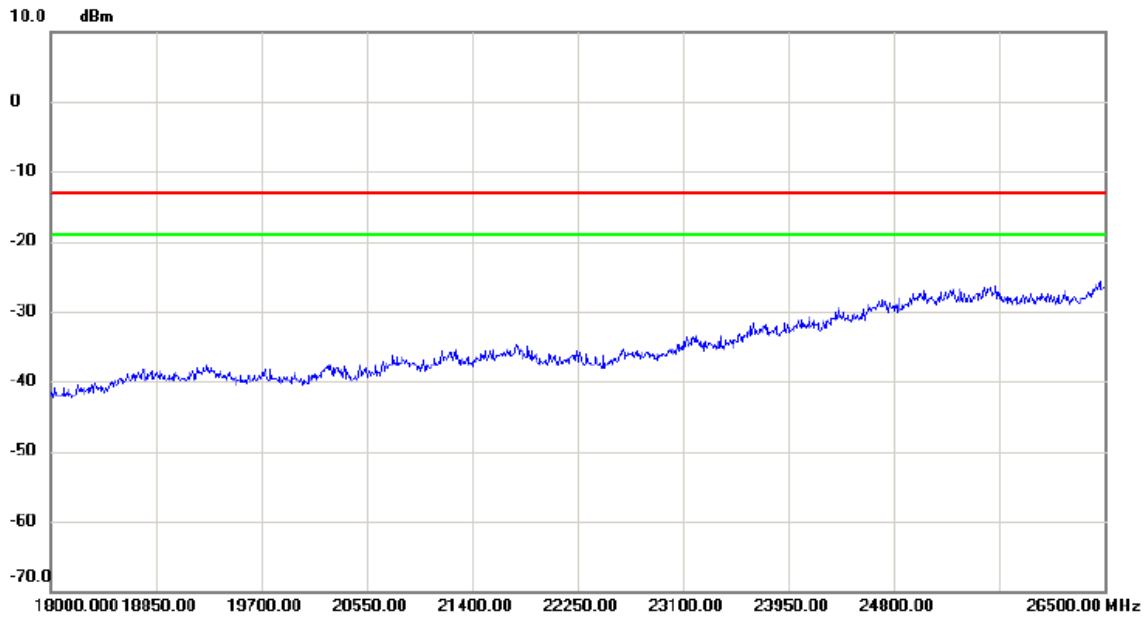
Horizontal



No.	Mk.	Freq. MHz	Reading Level dBm	Correct Factor dB	Measure- ment dBm	Limit dBm	Margin dB	Detector	Comment
1	*	3810.000	-69.64	11.48	-58.16	-13.00	-45.16	peak	

Test Mode: WCDMA Band 2_HSUPA_TX CH9400_External Antenna 3dBi

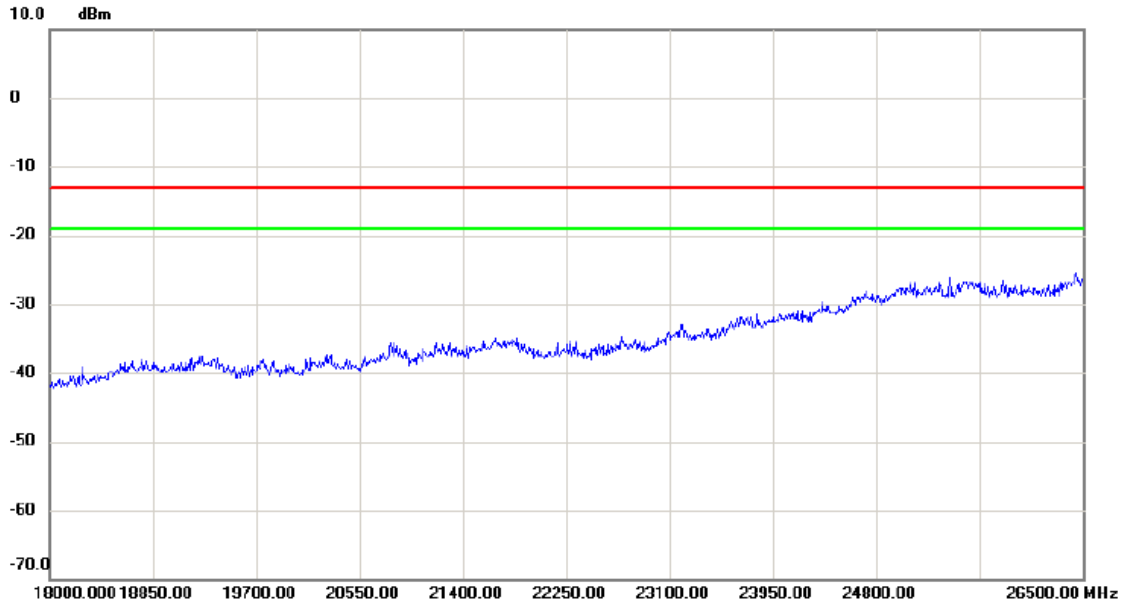
Vertical



No.	Mk.	Freq.	Reading Level	Correct Factor	Measurement	Limit	Margin	Detector	Comment
		MHz	dBm	dB	dBm	dBm	dB		

Test Mode: WCDMA Band 2_HSUPA_TX CH9400_External Antenna 3dBi

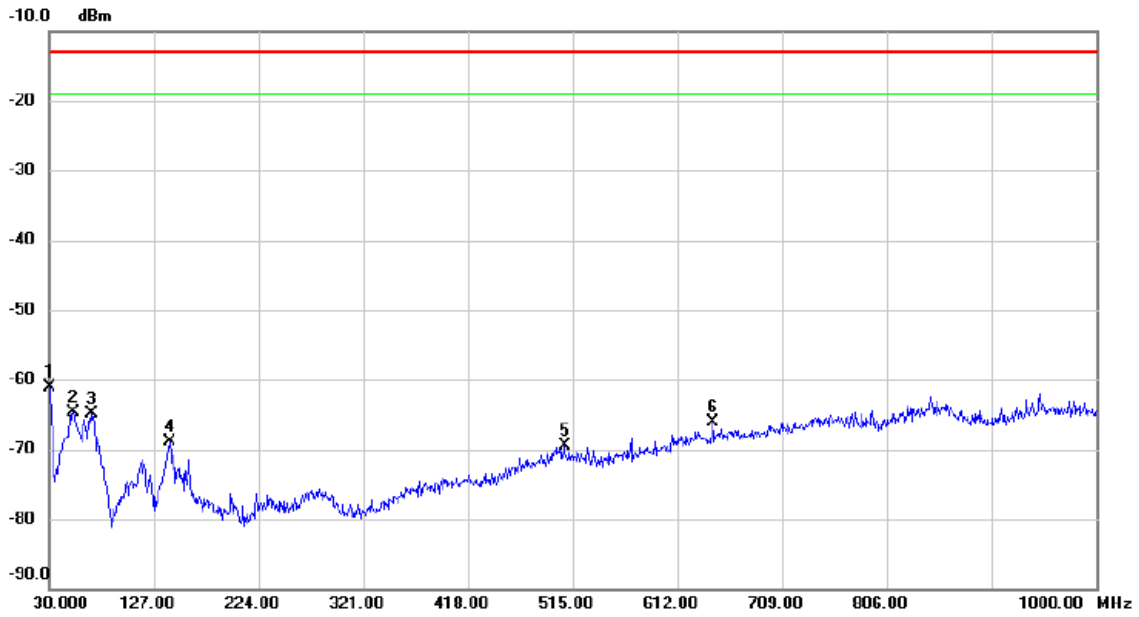
Horizontal



No.	Mk.	Freq. MHz	Reading Level dBm	Correct Factor dB	Measure- ment dBm	Limit dBm	Margin dB	Detector	Comment

Test Mode: LTE Band 2_TX CH18900_1.4M_External Antenna 3dBi

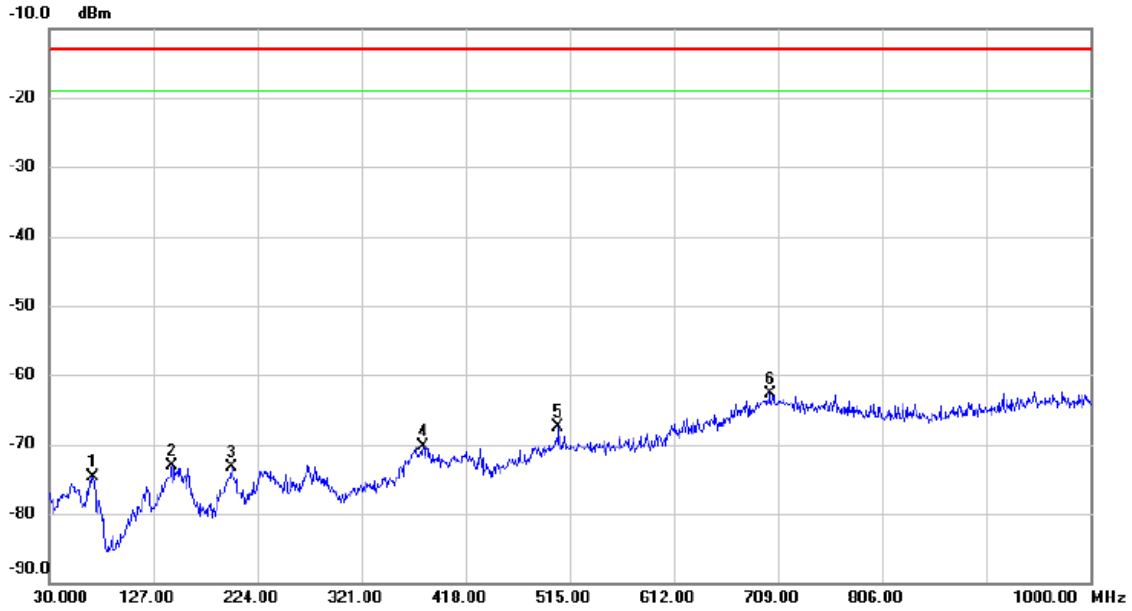
Vertical



No.	Mk.	Freq. MHz	Reading Level dBm	Correct Factor dB	Measure- ment dBm	Limit dBm	Margin dB	Detector	Comment
1	*	30.000	-60.82	-0.26	-61.08	-13.00	-48.08	peak	
2		52.310	-66.35	1.58	-64.77	-13.00	-51.77	peak	
3		68.800	-65.06	0.16	-64.90	-13.00	-51.90	peak	
4		141.550	-71.12	2.31	-68.81	-13.00	-55.81	peak	
5		507.240	-77.12	7.54	-69.58	-13.00	-56.58	peak	
6		644.980	-76.03	9.98	-66.05	-13.00	-53.05	peak	

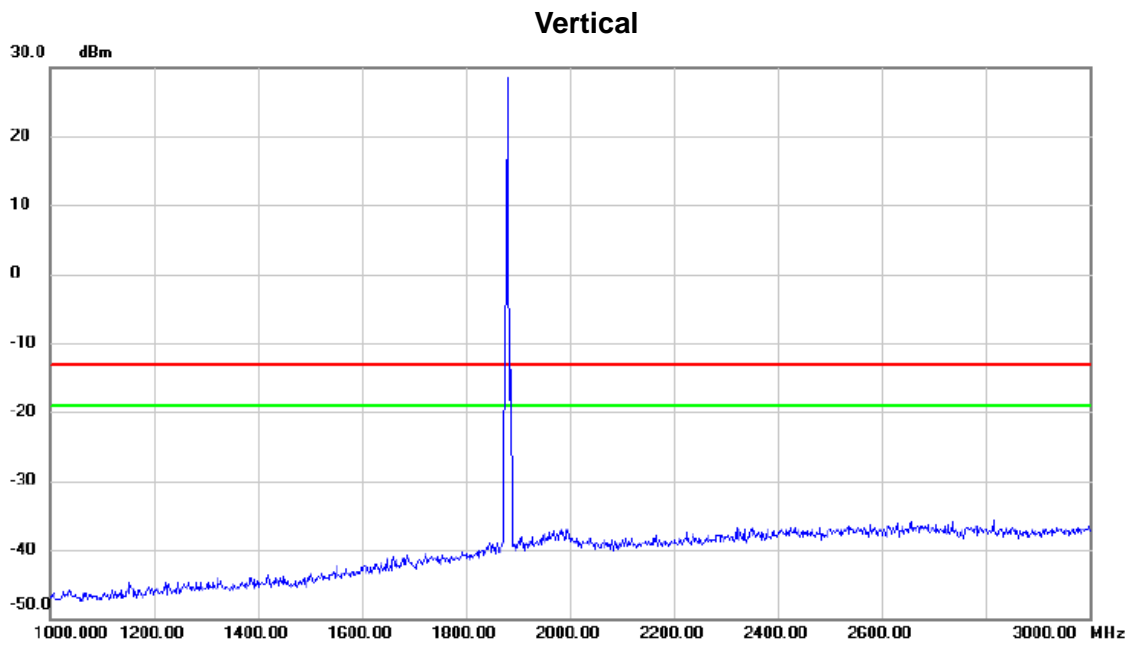
Test Mode: LTE Band 2_TX CH18900_1.4M_External Antenna 3dBi

Horizontal



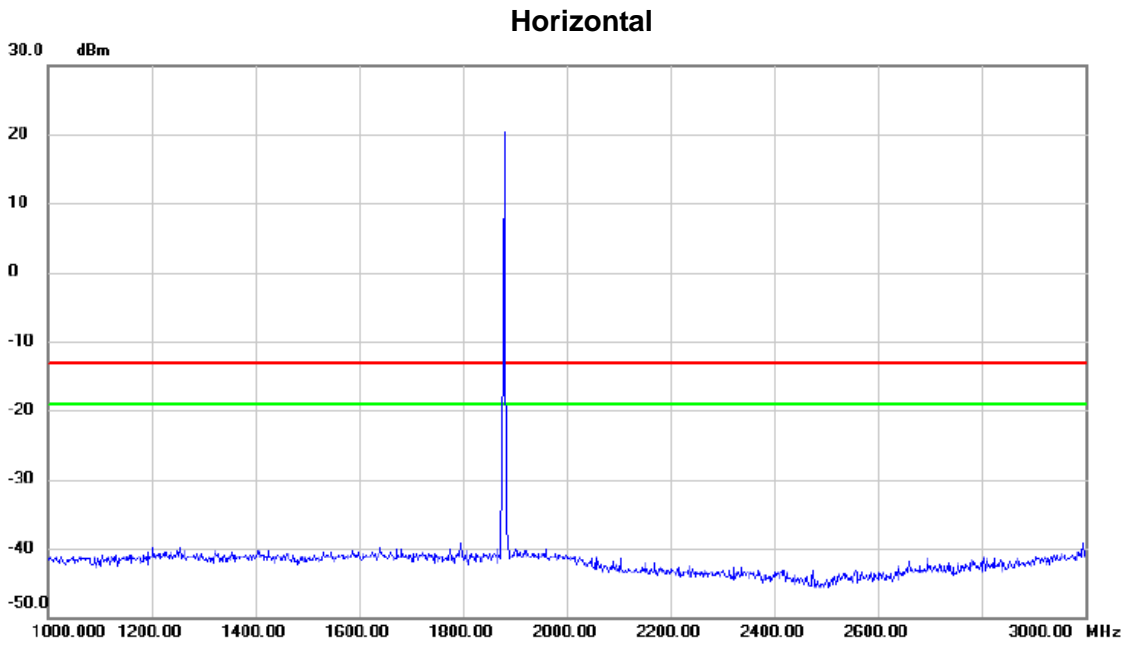
No. Mk.	Freq. MHz	Reading Level dBm	Correct Factor dB	Measure- ment dBm	Limit dBm	Margin dB	Detector	Comment
1	70.740	-70.27	-4.40	-74.67	-13.00	-61.67	peak	
2	144.460	-76.74	3.63	-73.11	-13.00	-60.11	peak	
3	199.750	-71.40	-1.90	-73.30	-13.00	-60.30	peak	
4	378.230	-76.18	5.89	-70.29	-13.00	-57.29	peak	
5	504.330	-75.65	8.06	-67.59	-13.00	-54.59	peak	
6 *	701.240	-76.73	13.95	-62.78	-13.00	-49.78	peak	

Test Mode: LTE Band 2_TX CH18900_1.4M_External Antenna 3dBi



No.	Mk.	Freq.	Reading Level	Correct Factor	Measurement	Limit	Margin	Detector	Comment
		MHz	dBm	dB	dBm	dBm	dB		
		1890.00	25.00	0.00	25.00	-13.00	12.00		

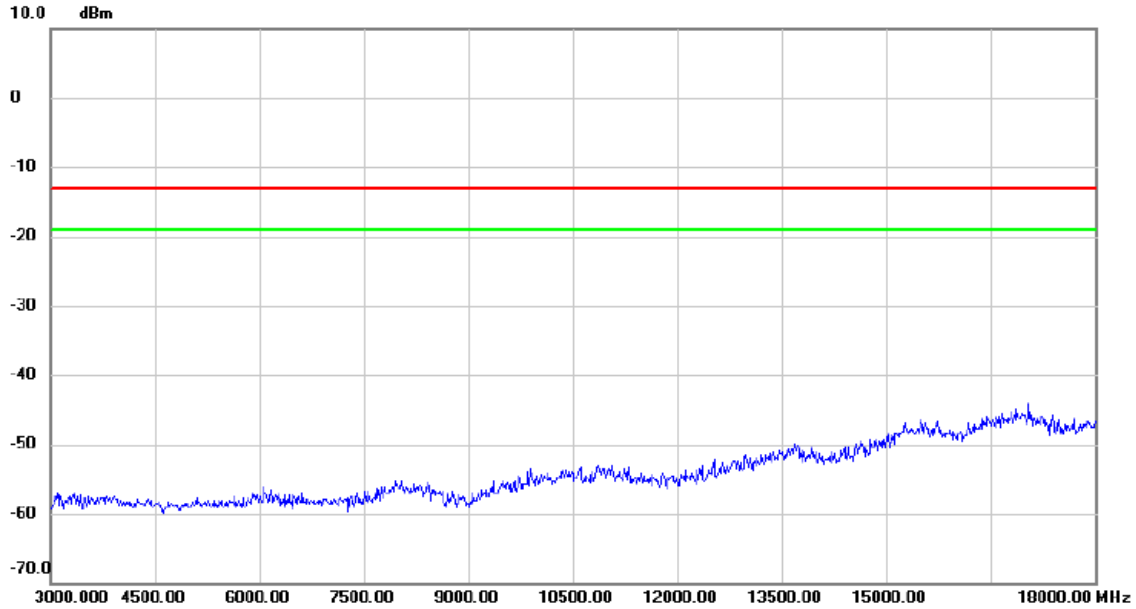
Test Mode: LTE Band 2_TX CH18900_1.4M_External Antenna 3dBi



No.	Mk.	Freq.	Reading Level	Correct Factor	Measurement	Limit	Margin	Detector	Comment
		MHz	dBm	dB	dBm	dBm	dB		
		1890.00	20.00		20.00	-13.50	33.50		

Test Mode: LTE Band 2_TX CH18900_1.4M_External Antenna 3dBi

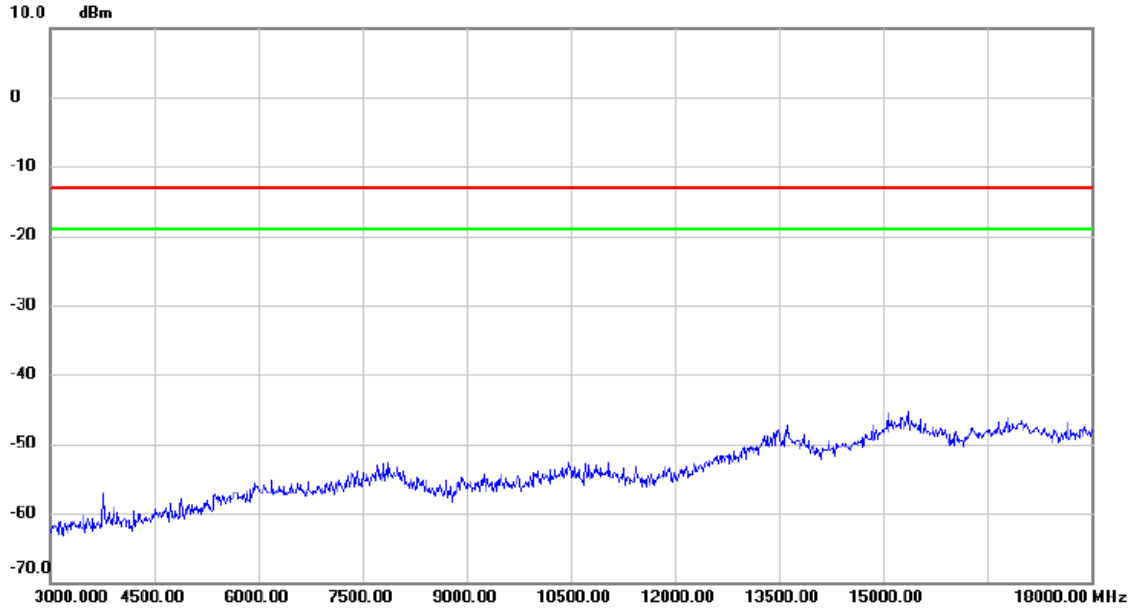
Vertical



No.	Mk.	Freq.	Reading Level	Correct Factor	Measurement	Limit	Margin	Detector	Comment
		MHz	dBm	dB	dBm	dBm	dB		

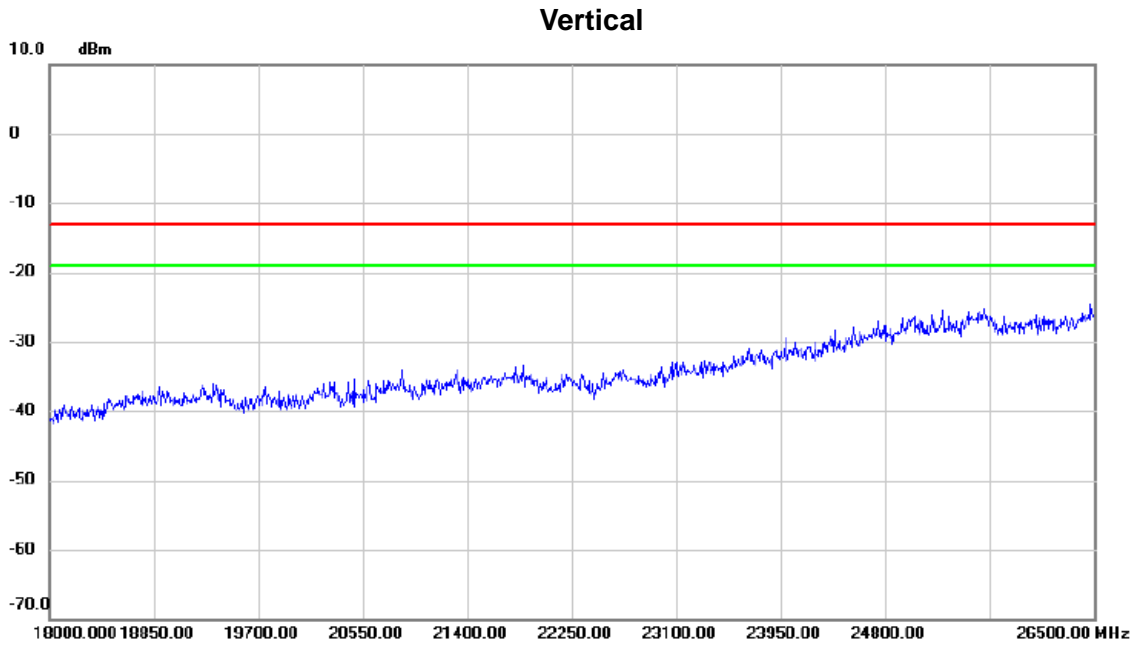
Test Mode: LTE Band 2_TX CH18900_1.4M_External Antenna 3dBi

Horizontal



No.	Mk.	Freq.	Reading Level	Correct Factor	Measurement	Limit	Margin	Detector	Comment
		MHz	dBm	dB	dBm	dBm	dB		

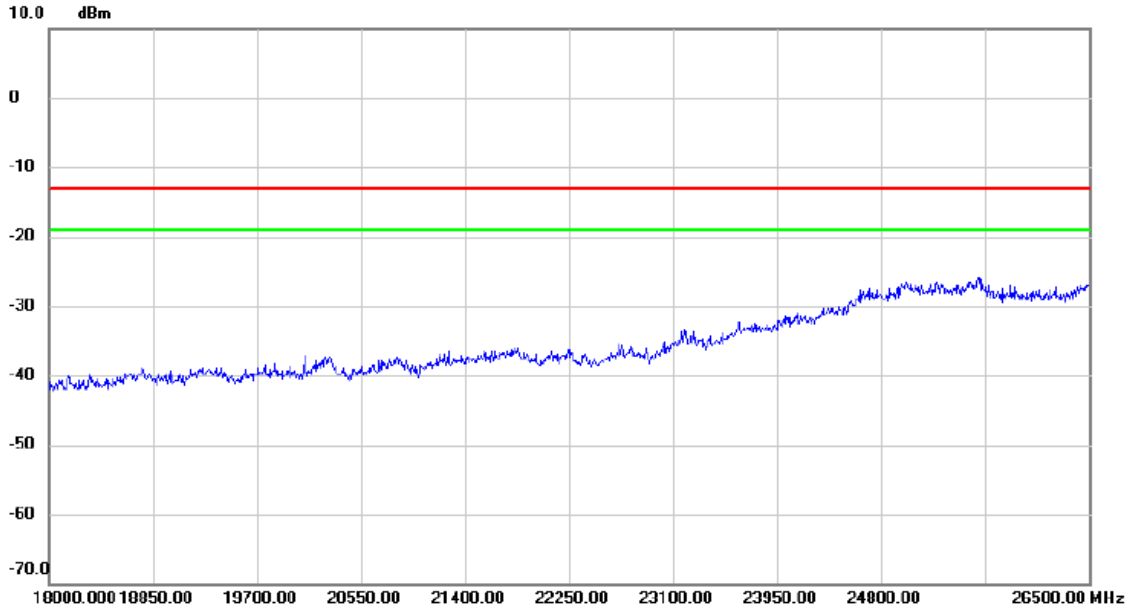
Test Mode: LTE Band 2_TX CH18900_1.4M_External Antenna 3dBi



No.	Mk.	Freq.	Reading Level	Correct Factor	Measurement	Limit	Margin	Detector	Comment
		MHz	dBm	dB	dBm	dBm	dB		

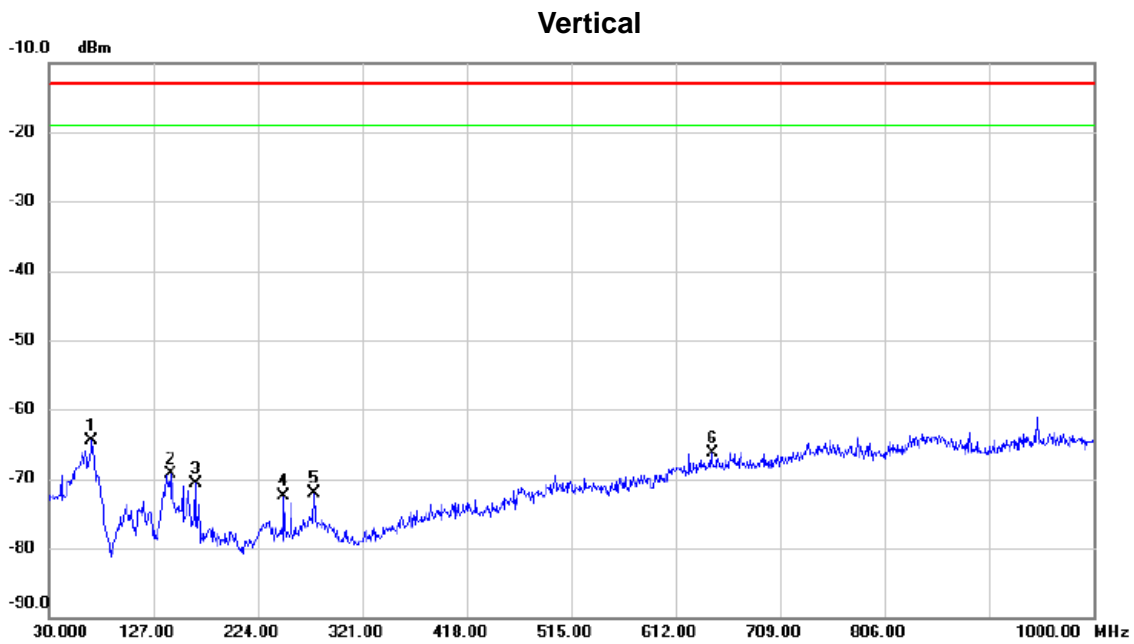
Test Mode: LTE Band 2_TX CH18900_1.4M_External Antenna 3dBi

Horizontal



No.	Mk.	Freq.	Reading Level	Correct Factor	Measurement	Limit	Margin	Detector	Comment
		MHz	dBm	dB	dBm	dBm	dB		

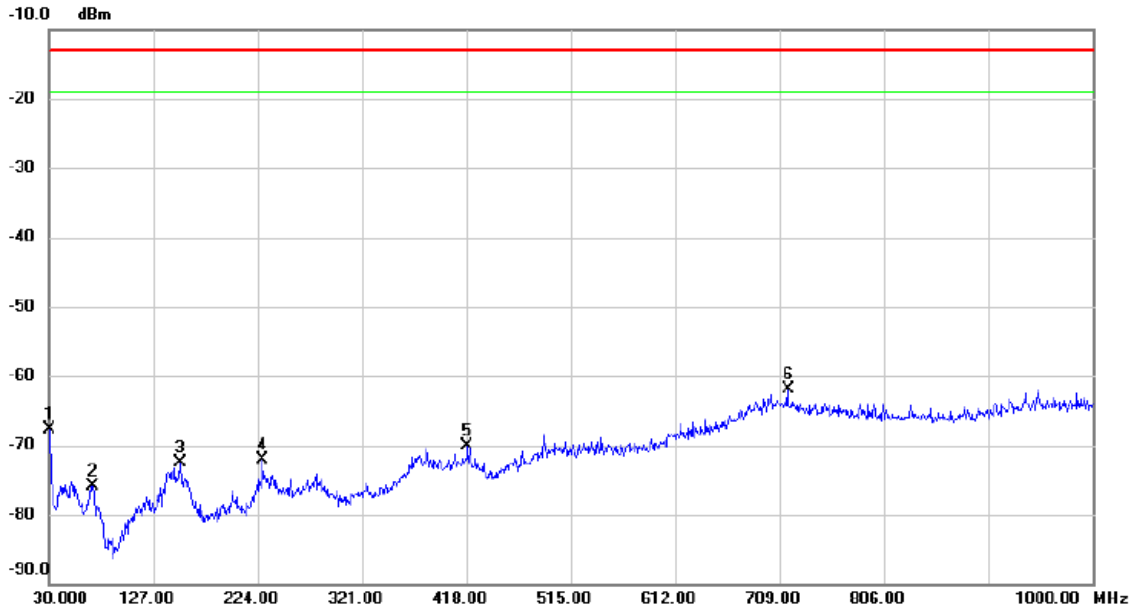
Test Mode: LTE Band 2_TX CH18900_20M_External Antenna 3dBi



No.	Mk.	Freq. MHz	Reading Level dBm	Correct Factor dB	Measure- ment dBm	Limit dBm	Margin dB	Detector	Comment
1	*	69.770	-64.48	-0.08	-64.56	-13.00	-51.56	peak	
2		142.520	-71.75	2.40	-69.35	-13.00	-56.35	peak	
3		165.800	-72.05	1.27	-70.78	-13.00	-57.78	peak	
4		248.250	-72.73	0.17	-72.56	-13.00	-59.56	peak	
5		276.380	-74.48	2.48	-72.00	-13.00	-59.00	peak	
6		645.950	-76.33	10.00	-66.33	-13.00	-53.33	peak	

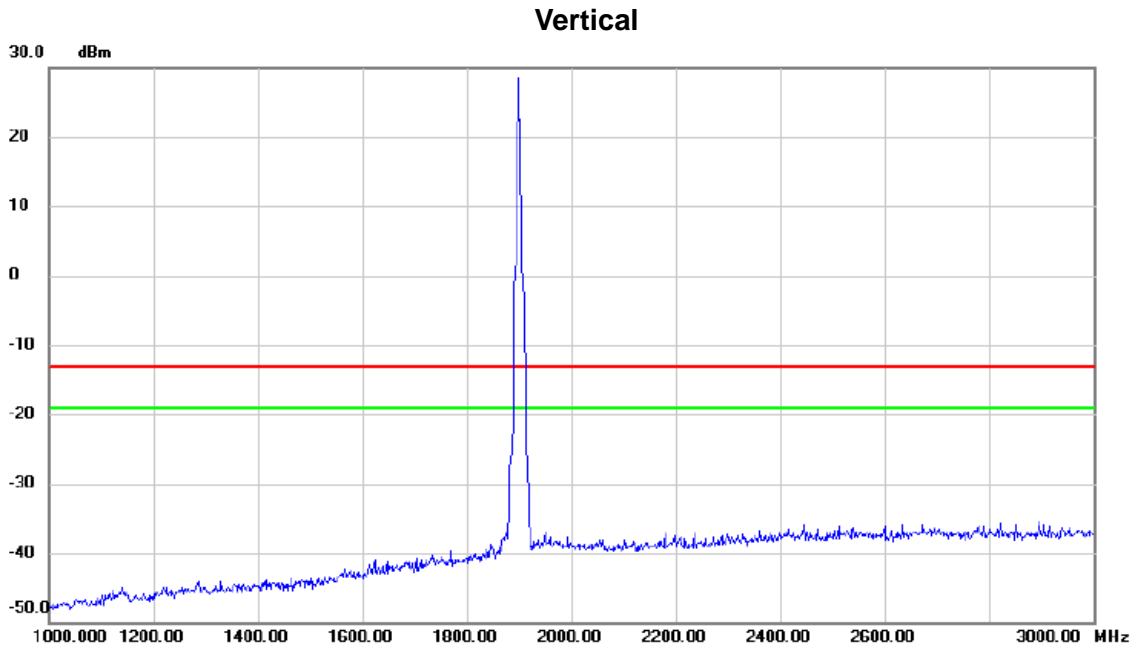
Test Mode: LTE Band 2_TX CH18900_20M_External Antenna 3dBi

Horizontal



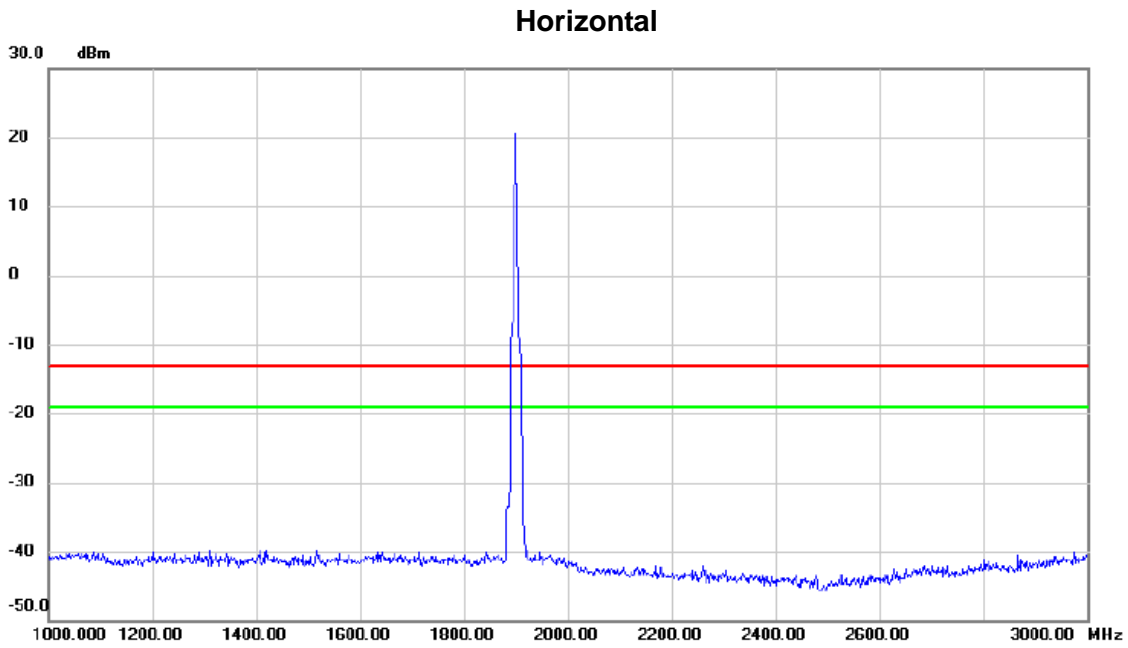
No.	Mk.	Freq. MHz	Reading Level dBm	Correct Factor dB	Measure- ment dBm	Limit dBm	Margin dB	Detector	Comment
1		30.000	-69.60	1.88	-67.72	-13.00	-54.72	peak	
2		70.740	-71.43	-4.40	-75.83	-13.00	-62.83	peak	
3		152.220	-76.32	3.91	-72.41	-13.00	-59.41	peak	
4		228.850	-75.03	2.94	-72.09	-13.00	-59.09	peak	
5		418.970	-76.95	6.83	-70.12	-13.00	-57.12	peak	
6	*	716.760	-75.56	13.57	-61.99	-13.00	-48.99	peak	

Test Mode: LTE Band 2_TX CH18900_20M_External Antenna 3dBi



No.	Mk.	Freq. MHz	Reading Level dBm	Correct Factor dB	Measure- ment dBm	Limit dBm	Margin dB	Detector	Comment

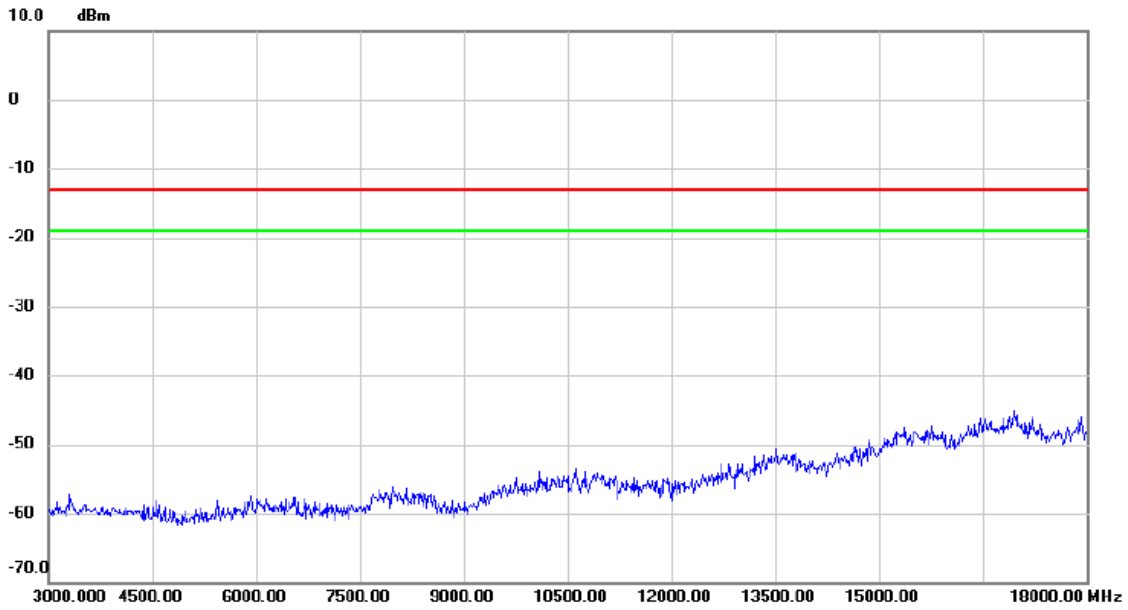
Test Mode: LTE Band 2_TX CH18900_20M_External Antenna 3dBi



No.	Mk.	Freq.	Reading Level	Correct Factor	Measurement	Limit	Margin	Detector	Comment
		MHz	dBm	dB	dBm	dBm	dB		
		1900.00	20.00	0.00	20.00	-13.50	6.50		

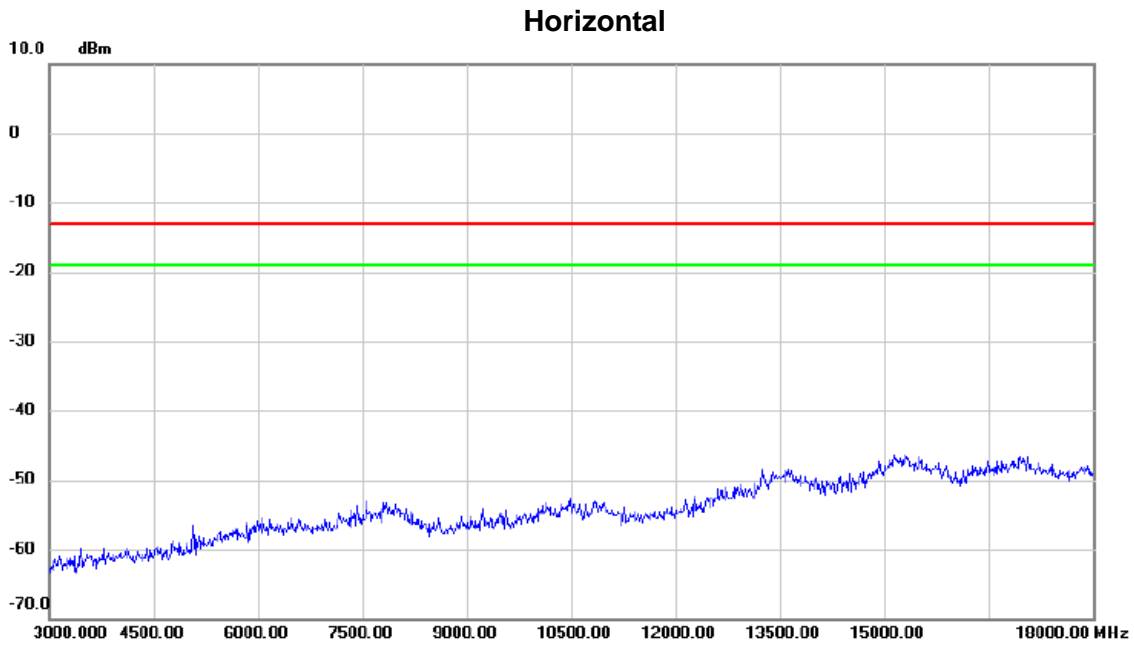
Test Mode: LTE Band 2_TX CH18900_20M_External Antenna 3dBi

Vertical



No.	Mk.	Freq.	Reading Level	Correct Factor	Measurement	Limit	Margin	Detector	Comment
		MHz	dBm	dB	dBm	dBm	dB		

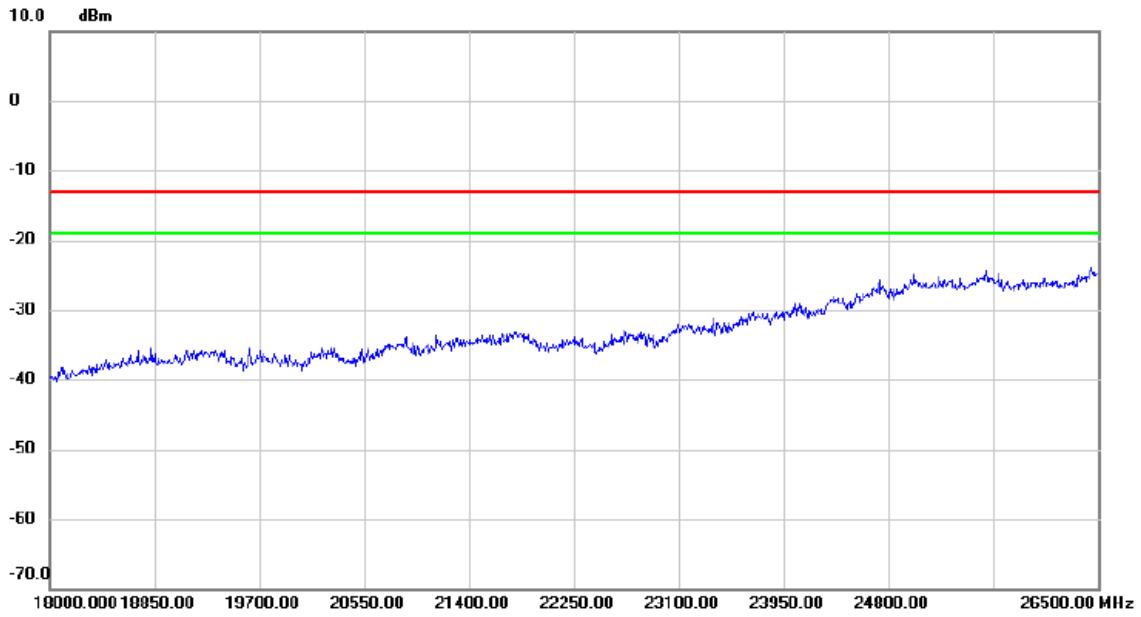
Test Mode: LTE Band 2_TX CH18900_20M_External Antenna 3dBi



No.	Mk.	Freq.	Reading Level	Correct Factor	Measurement	Limit	Margin	Detector	Comment
		MHz	dBm	dB	dBm	dBm	dB		

Test Mode: LTE Band 2_TX CH18900_20M_External Antenna 3dBi

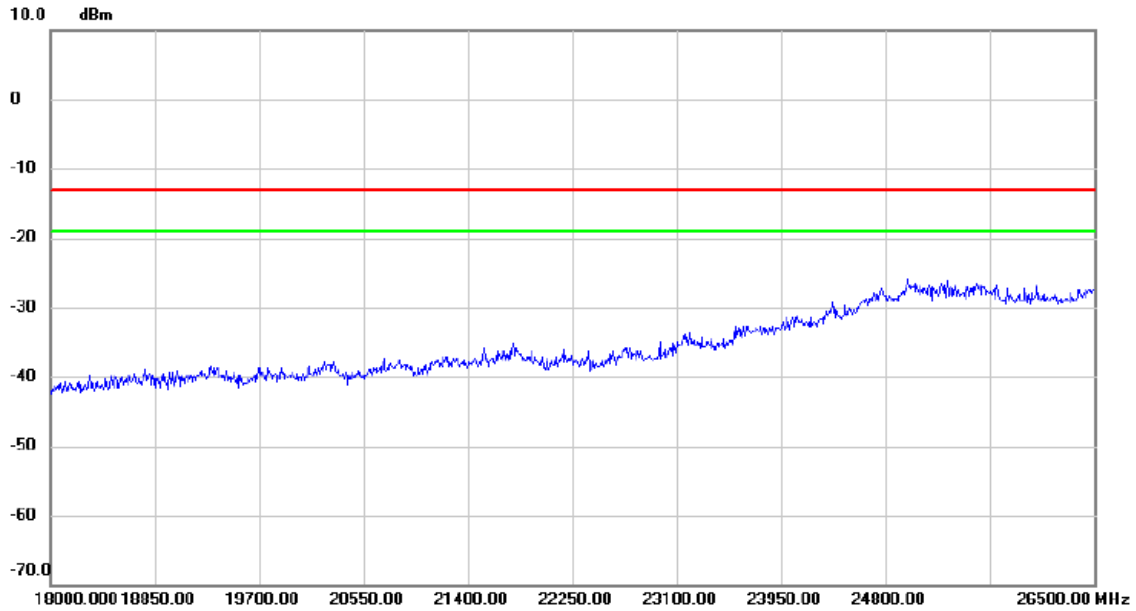
Vertical



No.	Mk.	Freq. MHz	Reading Level dBm	Correct Factor dB	Measure- ment dBm	Limit dBm	Margin dB	Detector	Comment
-----	-----	--------------	-------------------------	-------------------------	-------------------------	--------------	--------------	----------	---------

Test Mode: LTE Band 2_TX CH18900_20M_External Antenna 3dBi

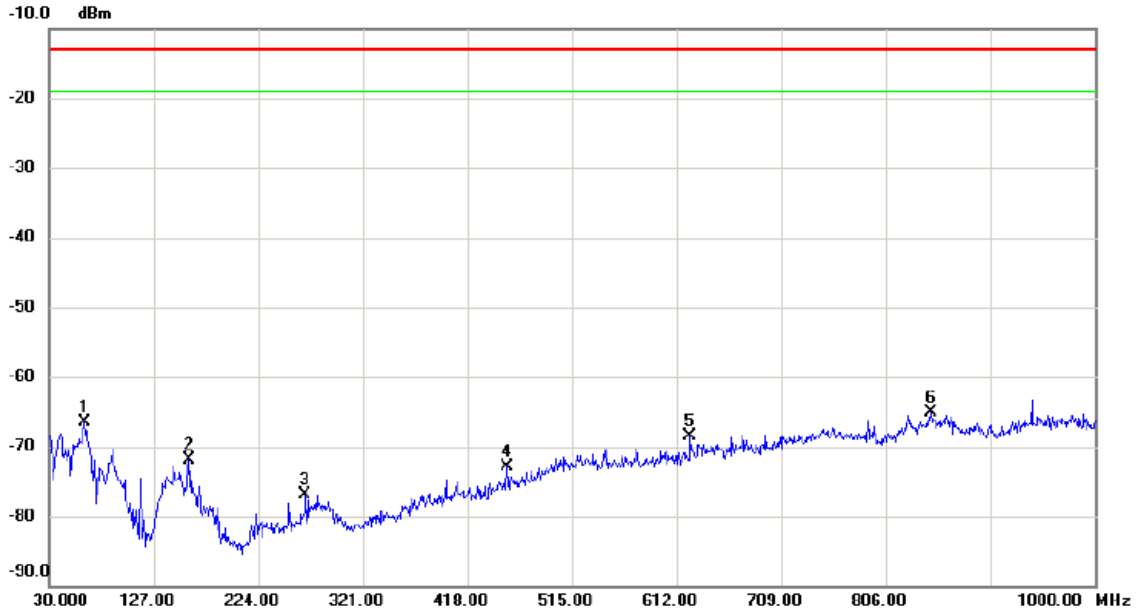
Horizontal



No.	Mk.	Freq.	Reading Level	Correct Factor	Measurement	Limit	Margin	Detector	Comment
		MHz	dBm	dB	dBm	dBm	dB		

Test Mode: DCS1900_TX CH661_GSM_External Antenna 1dBi

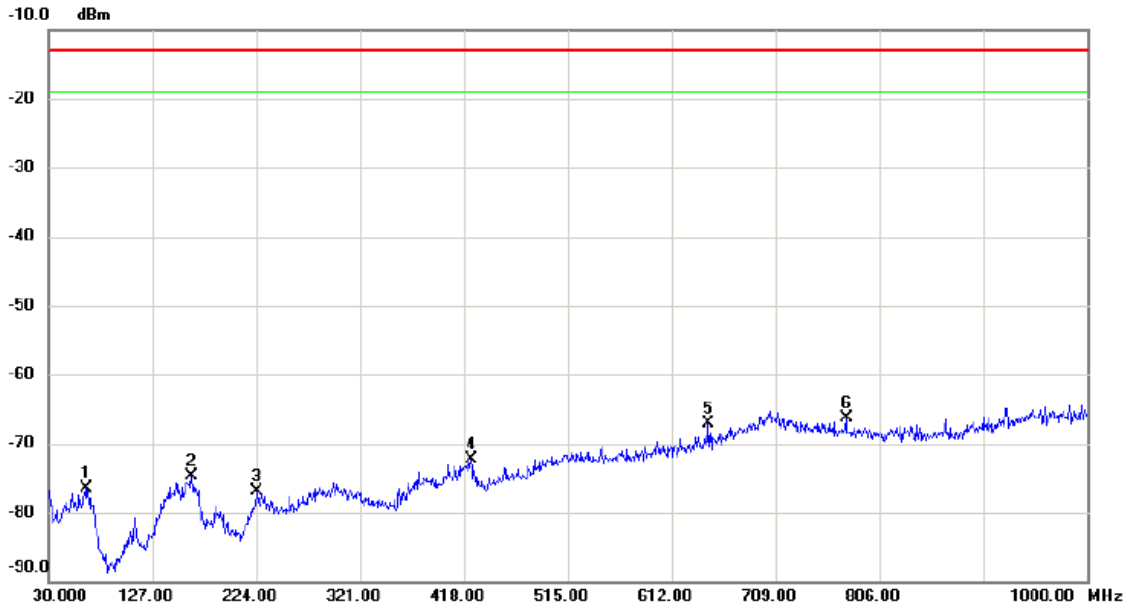
Vertical



No. Mk.	Freq. MHz	Reading Level dBm	Correct Factor dB	Measurement dBm	Limit dBm	Margin dB	Detector	Comment
1	62.980	-67.31	0.85	-66.46	-13.00	-53.46	peak	
2	159.980	-75.16	3.18	-71.98	-13.00	-58.98	peak	
3	267.650	-78.78	1.85	-76.93	-13.00	-63.93	peak	
4	454.860	-78.34	5.47	-72.87	-13.00	-59.87	peak	
5	624.610	-77.85	9.40	-68.45	-13.00	-55.45	peak	
6 *	847.710	-79.38	14.36	-65.02	-13.00	-52.02	peak	

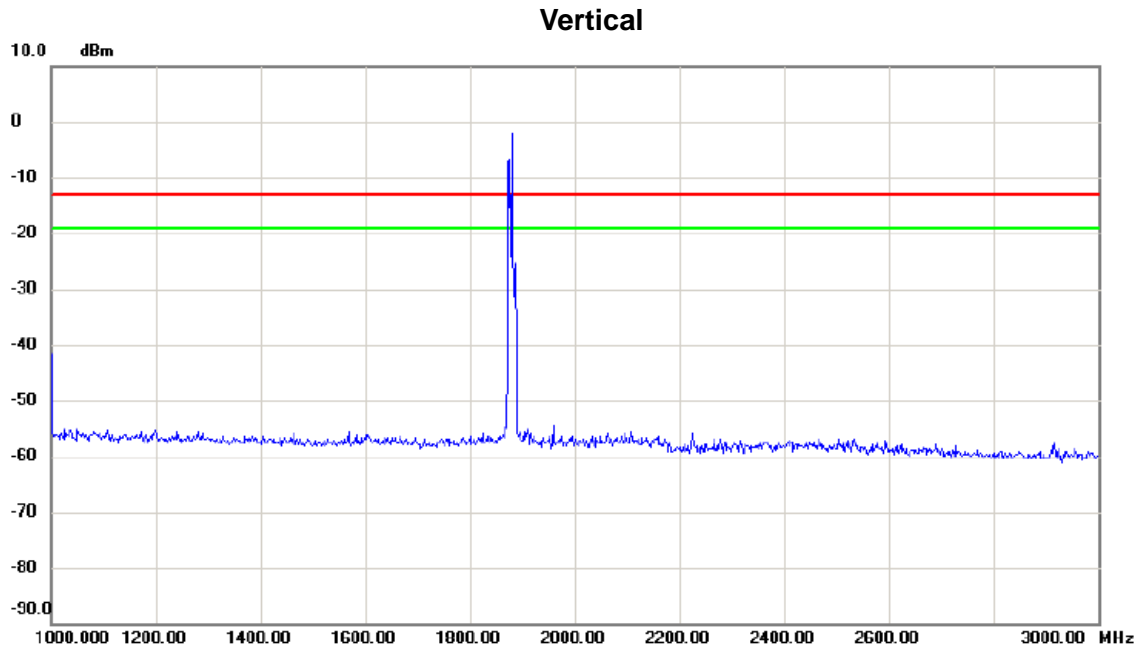
Test Mode: DCS1900_TX CH661_GSM_External Antenna 1dBi

Horizontal



No.	Mk.	Freq. MHz	Reading Level dBm	Correct Factor dB	Measure- ment dBm	Limit dBm	Margin dB	Detector	Comment
1		65.890	-74.65	-1.75	-76.40	-13.00	-63.40	peak	
2		163.860	-75.90	1.14	-74.76	-13.00	-61.76	peak	
3		224.000	-78.47	1.62	-76.85	-13.00	-63.85	peak	
4		424.790	-78.64	6.34	-72.30	-13.00	-59.30	peak	
5		646.920	-77.56	10.48	-67.08	-13.00	-54.08	peak	
6	*	774.960	-78.71	12.41	-66.30	-13.00	-53.30	peak	

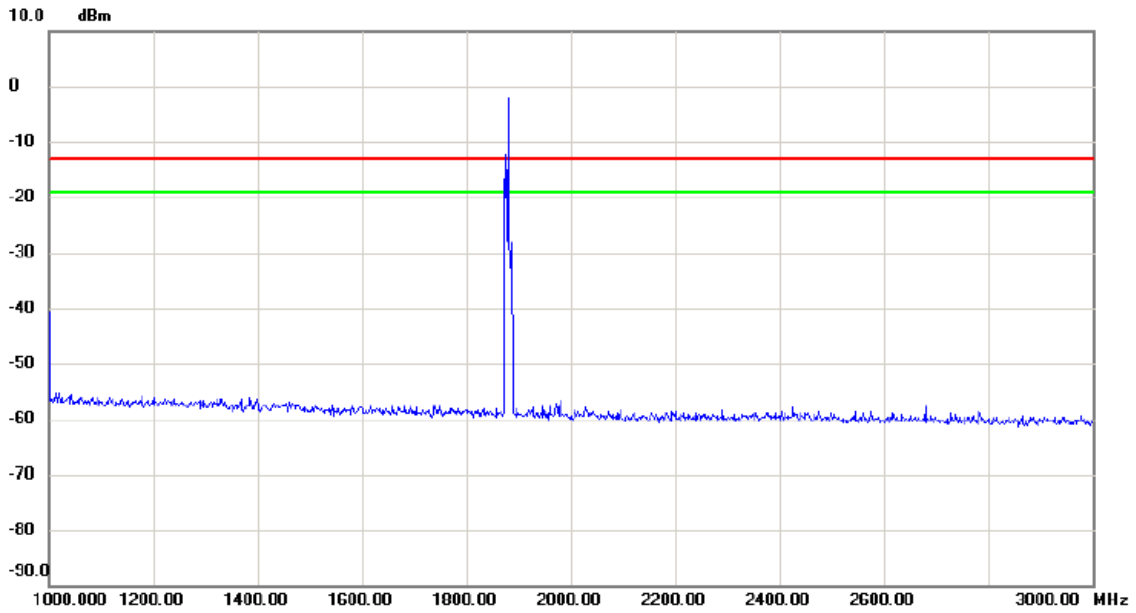
Test Mode: DCS1900_TX CH661_GSM_External Antenna 1dBi



No.	Mk.	Freq.	Reading Level	Correct Factor	Measurement	Limit	Margin	Detector	Comment
		MHz	dBm	dB	dBm	dBm	dB		
		1930.00	-10.00	0.00	-10.00	-13.00	3.00		

Test Mode: DCS1900_TX CH661_GSM_External Antenna 1dBi

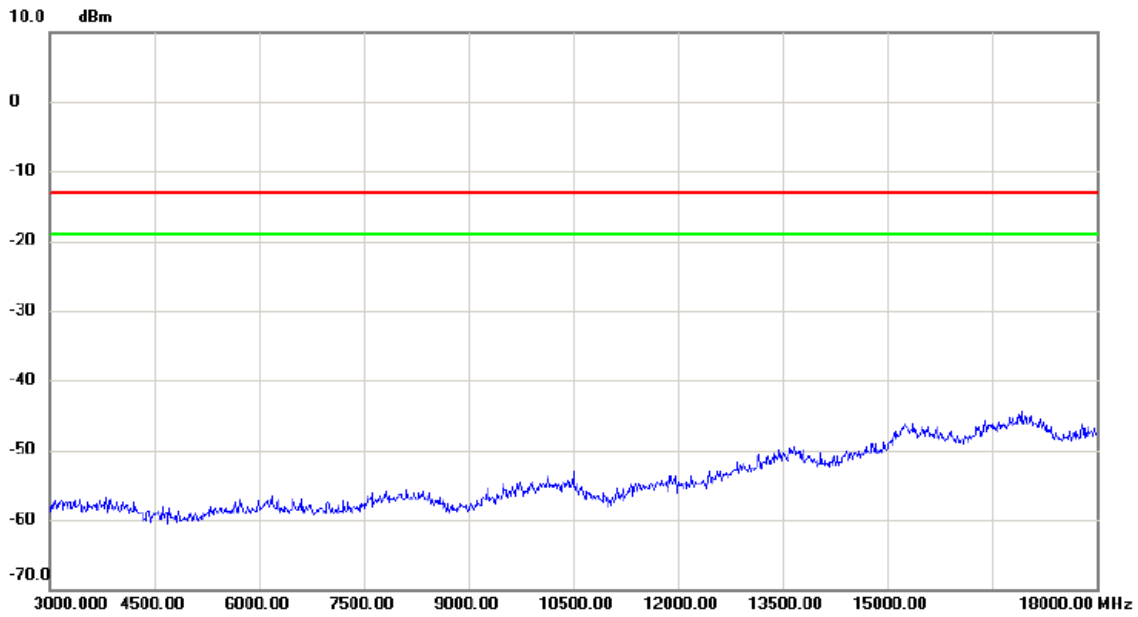
Horizontal



No.	Mk.	Freq.	Reading Level	Correct Factor	Measurement	Limit	Margin	Detector	Comment
		MHz	dBm	dB	dBm	dBm	dB		
		1850.00	-10.0	0.0	-10.0	-15.0	5.0		

Test Mode: DCS1900_TX CH661_GSM_External Antenna 1dBi

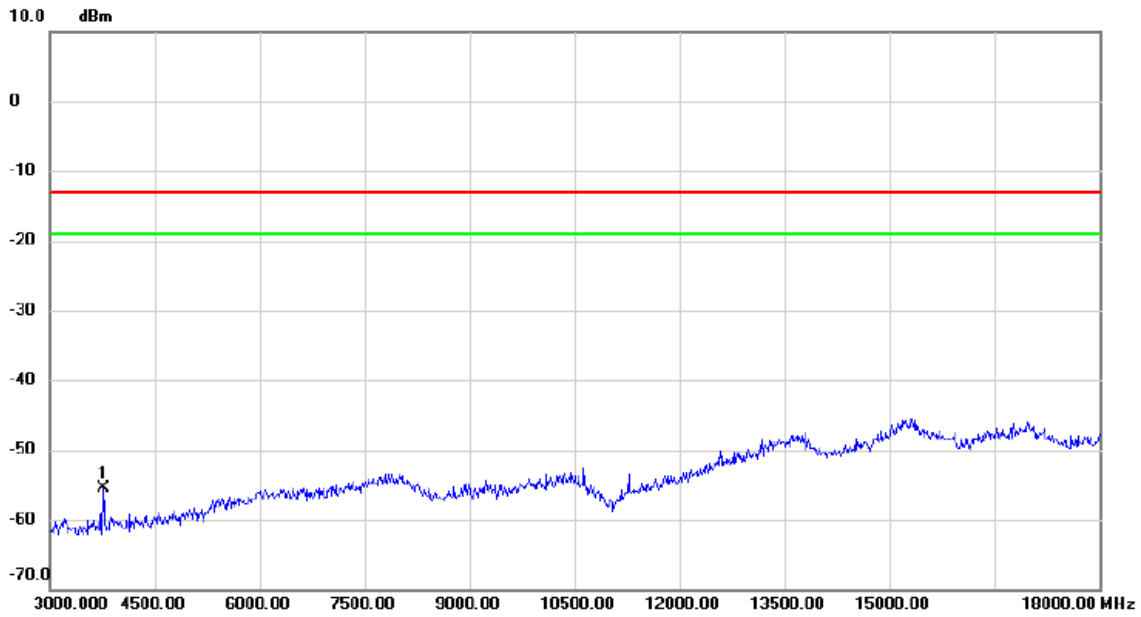
Vertical



No.	Mk.	Freq.	Reading Level	Correct Factor	Measurement	Limit	Margin	Detector	Comment
		MHz	dBm	dB	dBm	dBm	dB		

Test Mode: DCS1900_TX CH661_GSM_External Antenna 1dBi

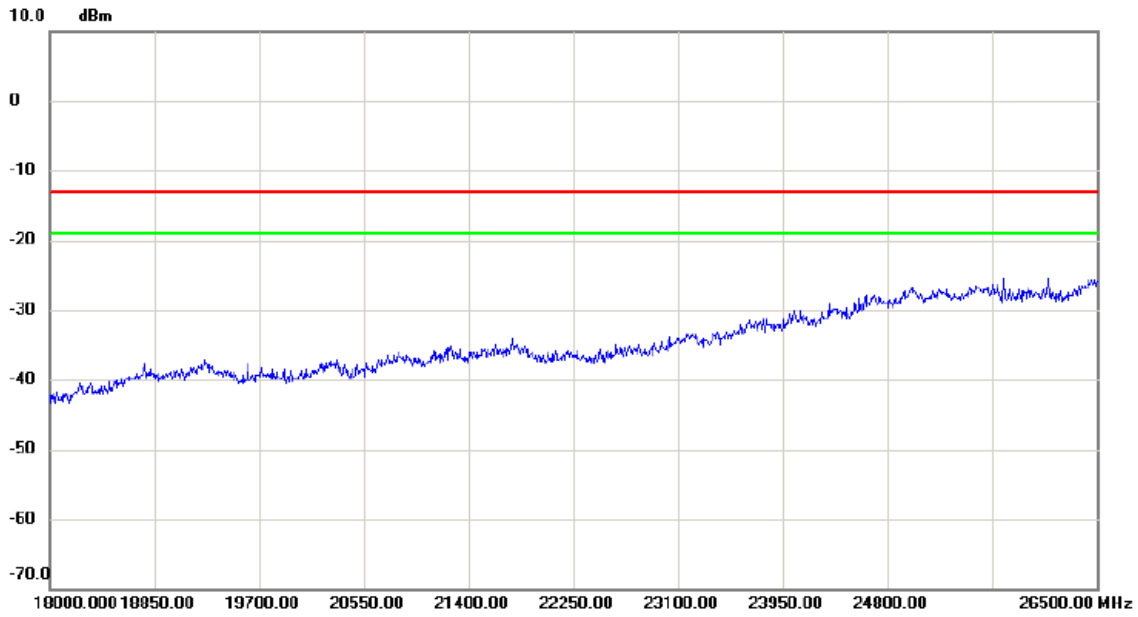
Horizontal



No.	Mk.	Freq. MHz	Reading Level dBm	Correct Factor dB	Measure- ment dBm	Limit dBm	Margin dB	Detector	Comment
1	*	3765.000	-66.95	11.36	-55.59	-13.00	-42.59	peak	

Test Mode: DCS1900_TX CH661_GSM_External Antenna 1dBi

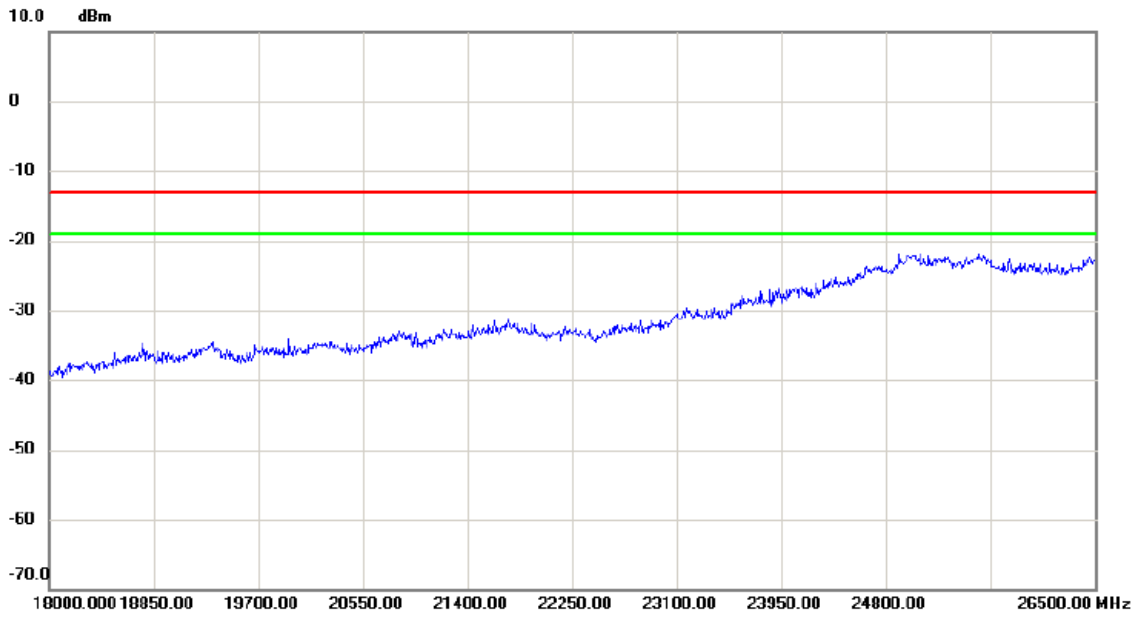
Vertical



No.	Mk.	Freq.	Reading Level	Correct Factor	Measurement	Limit	Margin	Detector	Comment
		MHz	dBm	dB	dBm	dBm	dB		

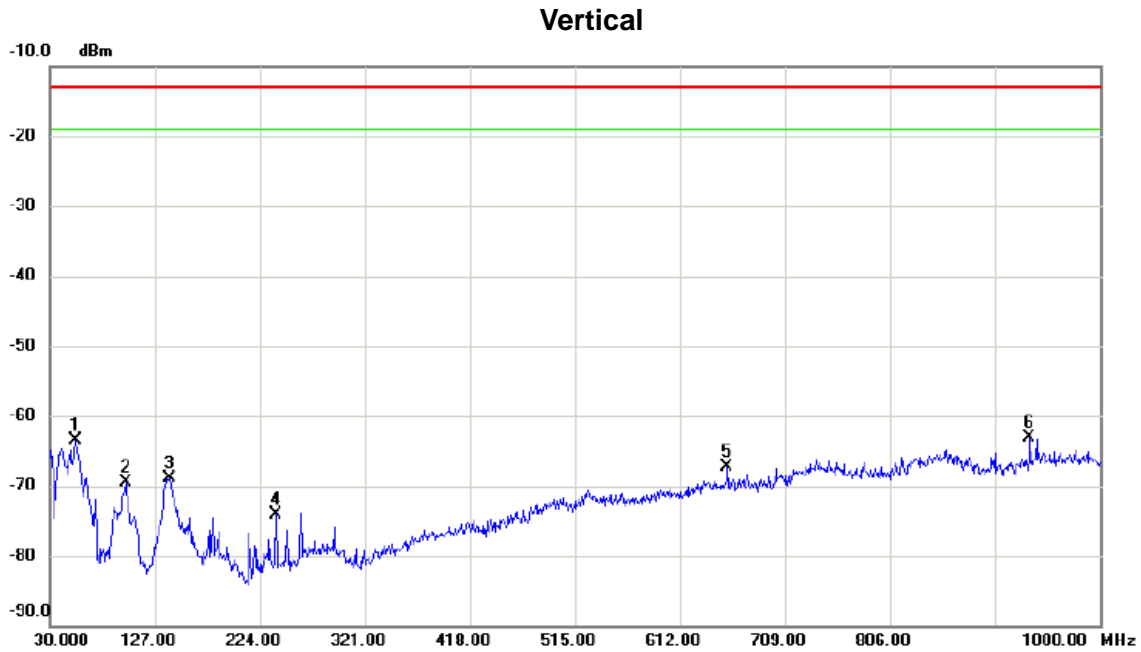
Test Mode: DCS1900_TX CH661_GSM_External Antenna 1dBi

Horizontal



No.	Mk.	Freq.	Reading Level	Correct Factor	Measurement	Limit	Margin	Detector	Comment
		MHz	dBm	dB	dBm	dBm	dB		

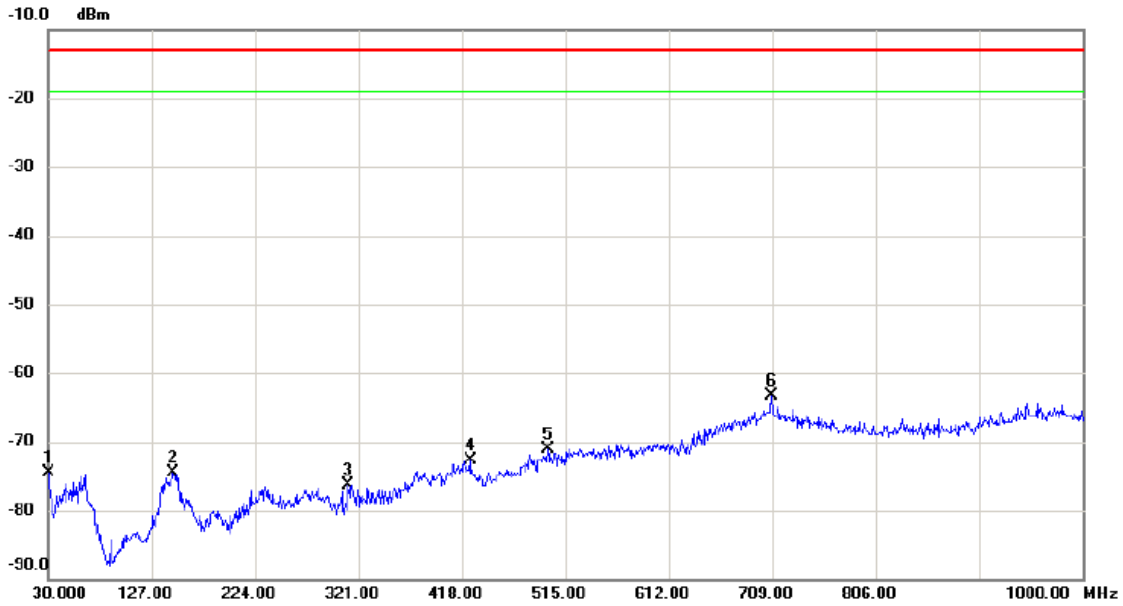
Test Mode: DCS1900_TX CH661_EDGE_External Antenna 1dBi



No.	Mk.	Freq. MHz	Reading Level dBm	Correct Factor dB	Measure- ment dBm	Limit dBm	Margin dB	Detector	Comment
1		53.280	-65.57	1.99	-63.58	-13.00	-50.58	peak	
2		99.840	-67.95	-1.45	-69.40	-13.00	-56.40	peak	
3		140.580	-71.15	2.21	-68.94	-13.00	-55.94	peak	
4		238.550	-74.27	0.27	-74.00	-13.00	-61.00	peak	
5		655.650	-77.40	10.16	-67.24	-13.00	-54.24	peak	
6	*	935.010	-77.04	14.02	-63.02	-13.00	-50.02	peak	

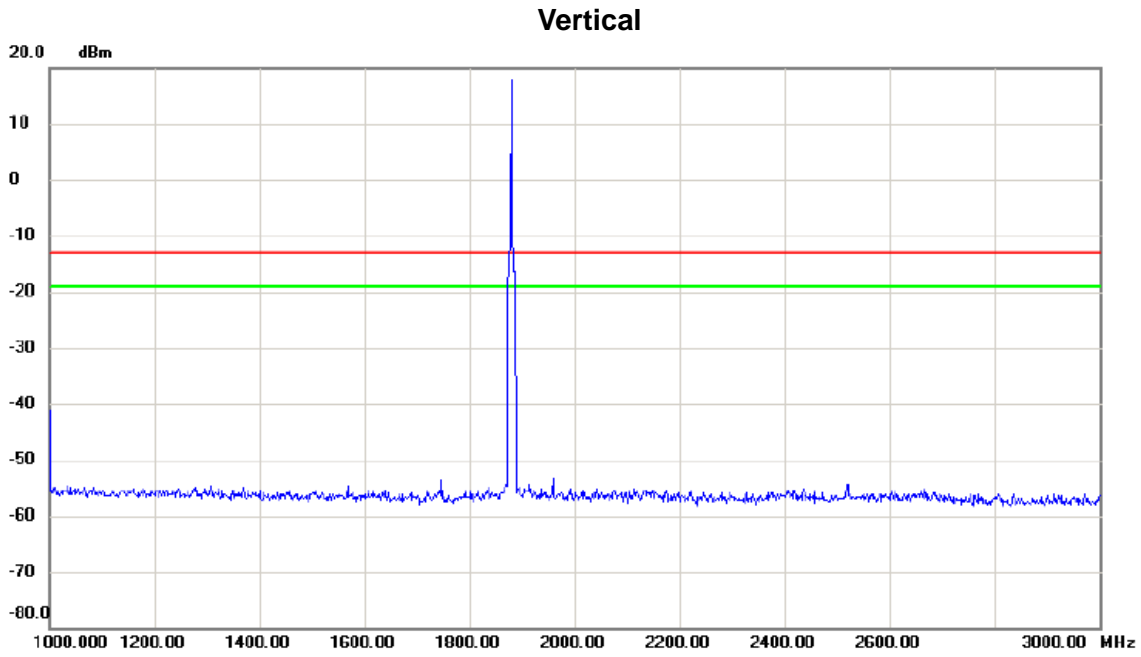
Test Mode: DCS1900_TX CH661_EDGE_External Antenna 1dBi

Horizontal



No.	Mk.	Freq. MHz	Reading Level dBm	Correct Factor dB	Measure- ment dBm	Limit dBm	Margin dB	Detector	Comment
1		30.000	-76.44	1.88	-74.56	-13.00	-61.56	peak	
2		147.370	-78.46	3.95	-74.51	-13.00	-61.51	peak	
3		311.300	-77.85	1.52	-76.33	-13.00	-63.33	peak	
4		425.760	-78.95	6.23	-72.72	-13.00	-59.72	peak	
5		498.510	-79.00	7.95	-71.05	-13.00	-58.05	peak	
6	*	708.030	-77.14	13.79	-63.35	-13.00	-50.35	peak	

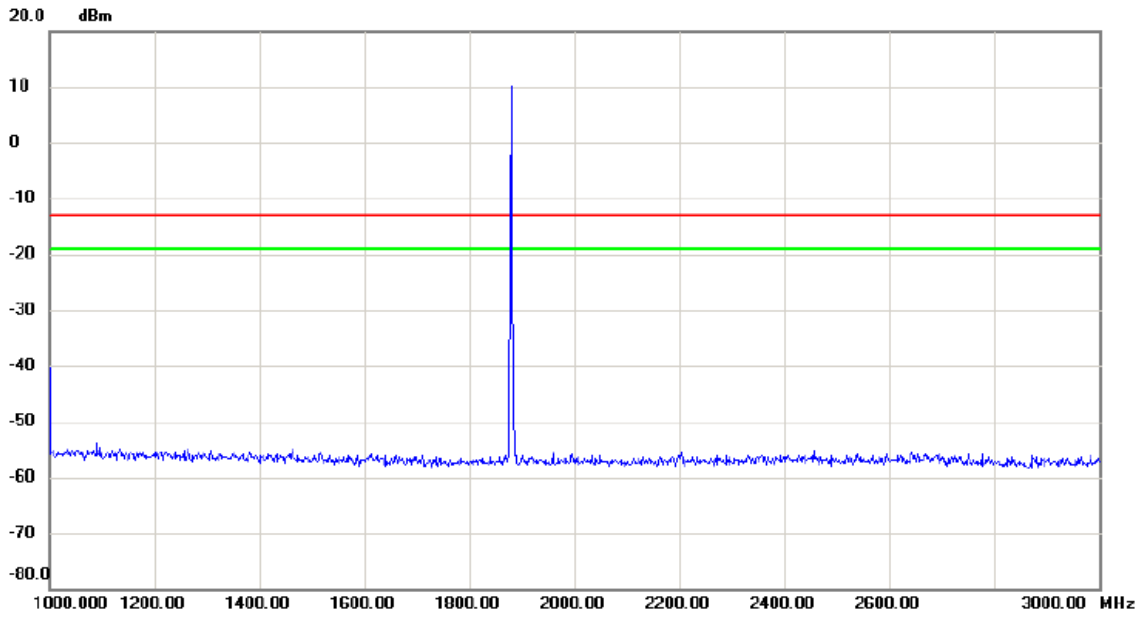
Test Mode: DCS1900_TX CH661_EDGE_External Antenna 1dBi



No.	Mk.	Freq.	Reading Level	Correct Factor	Measurement	Limit	Margin	Detector	Comment
		MHz	dBm	dB	dBm	dBm	dB		
		1880.00	15.00	0.00	15.00	-13.00	28.00		

Test Mode: DCS1900_TX CH661_EDGE_External Antenna 1dBi

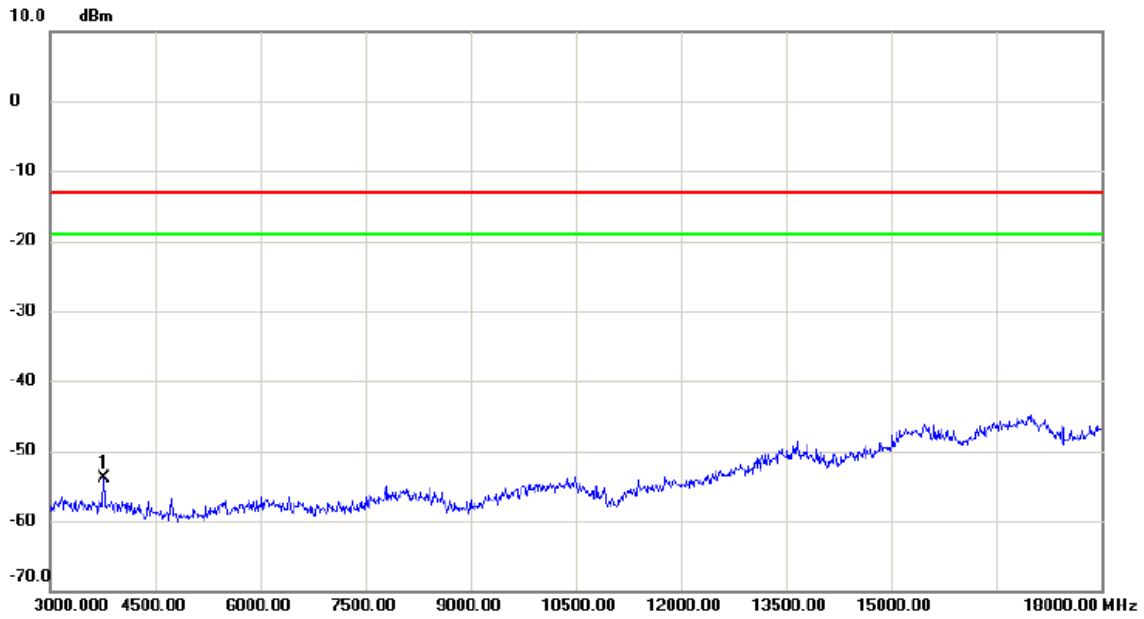
Horizontal



No.	Mk.	Freq. MHz	Reading Level dBm	Correct Factor dB	Measure- ment dBm	Limit dBm	Margin dB	Detector	Comment
		1930.00	10.00	0.00	10.00	-15.00	25.00		

Test Mode: DCS1900_TX CH661_EDGE_External Antenna 1dBi

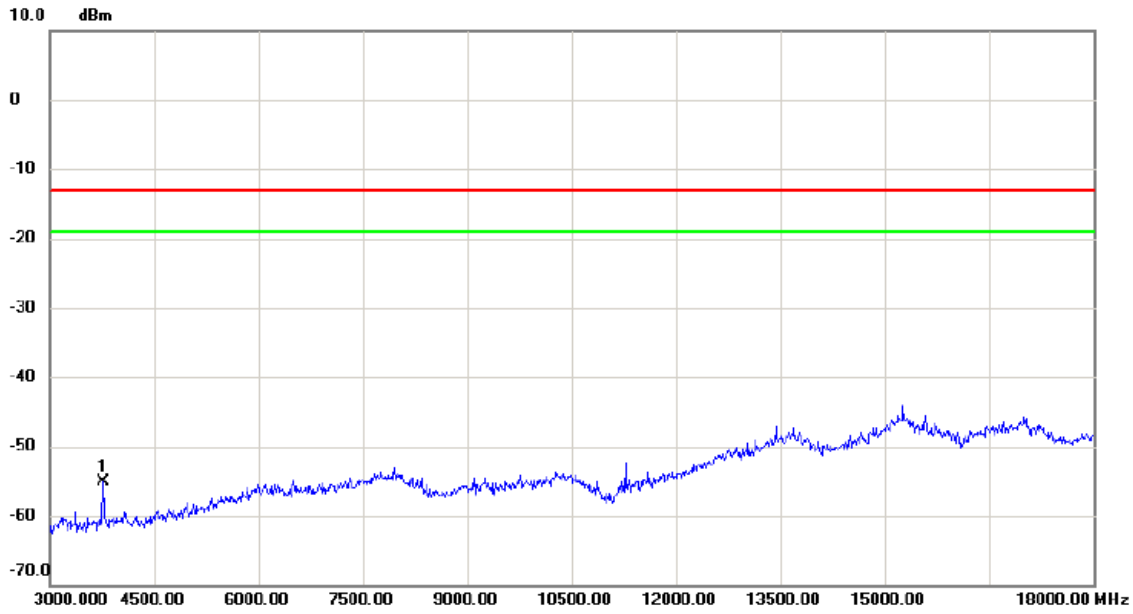
Vertical



No.	Mk.	Freq. MHz	Reading Level dBm	Correct Factor dB	Measure- ment dBm	Limit dBm	Margin dB	Detector	Comment
1	*	3765.000	-68.42	14.51	-53.91	-13.00	-40.91	peak	

Test Mode: DCS1900_TX CH661_EDGE_External Antenna 1dBi

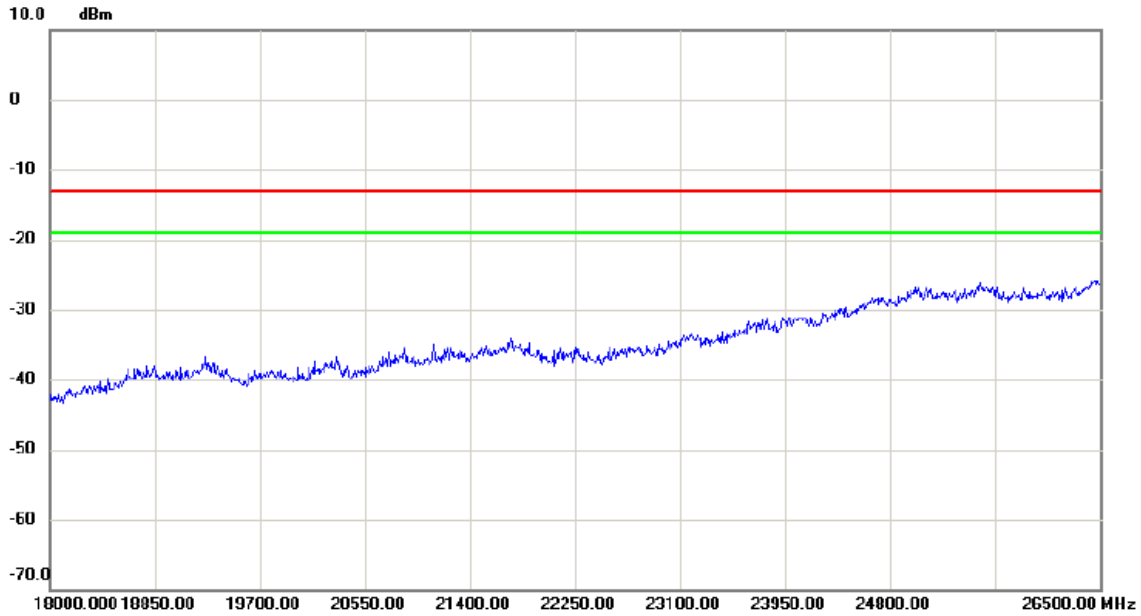
Horizontal



No.	Mk.	Freq. MHz	Reading Level dBm	Correct Factor dB	Measure- ment dBm	Limit dBm	Margin dB	Detector	Comment
1	*	3765.000	-66.36	11.36	-55.00	-13.00	-42.00	peak	

Test Mode: DCS1900_TX CH661_EDGE_External Antenna 1dBi

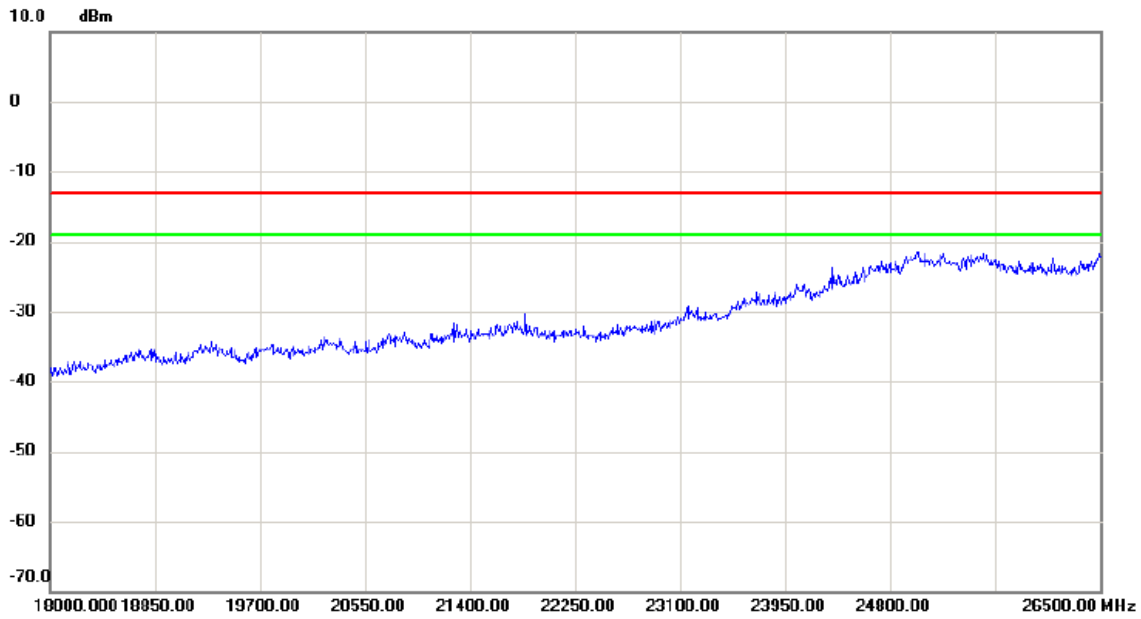
Vertical



No.	Mk.	Freq. MHz	Reading Level dBm	Correct Factor dB	Measure- ment dBm	Limit dBm	Margin dB	Detector	Comment

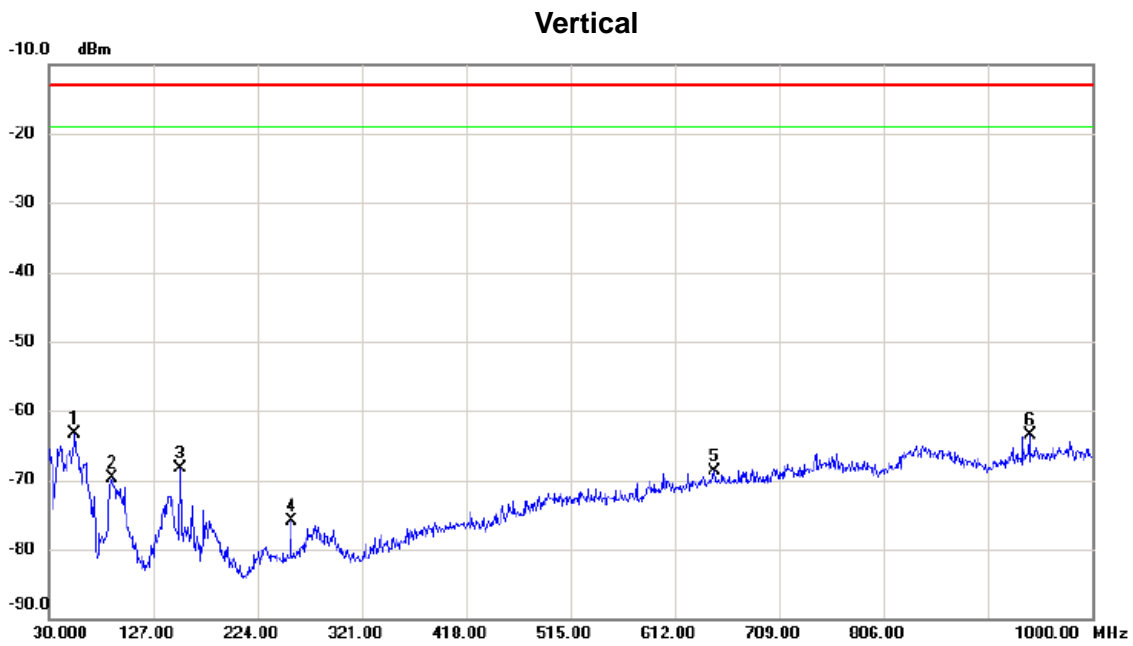
Test Mode: DCS1900_TX CH661_EDGE_External Antenna 1dBi

Horizontal



No.	Mk.	Freq.	Reading Level	Correct Factor	Measurement	Limit	Margin	Detector	Comment
		MHz	dBm	dB	dBm	dBm	dB		

Test Mode: WCDMA Band 2_TX CH9400_External Antenna 1dBi



No.	Mk.	Freq. MHz	Reading Level dBm	Correct Factor dB	Measure- ment dBm	Limit dBm	Margin dB	Detector	Comment
1	*	54.250	-65.62	2.40	-63.22	-13.00	-50.22	peak	
2		88.200	-64.69	-5.02	-69.71	-13.00	-56.71	peak	
3		152.220	-71.55	3.16	-68.39	-13.00	-55.39	peak	
4		255.040	-76.26	0.45	-75.81	-13.00	-62.81	peak	
5		648.860	-78.80	10.09	-68.71	-13.00	-55.71	peak	
6		941.800	-77.75	14.28	-63.47	-13.00	-50.47	peak	

Test Mode: WCDMA Band 2_TX CH9400_External Antenna 1dBi

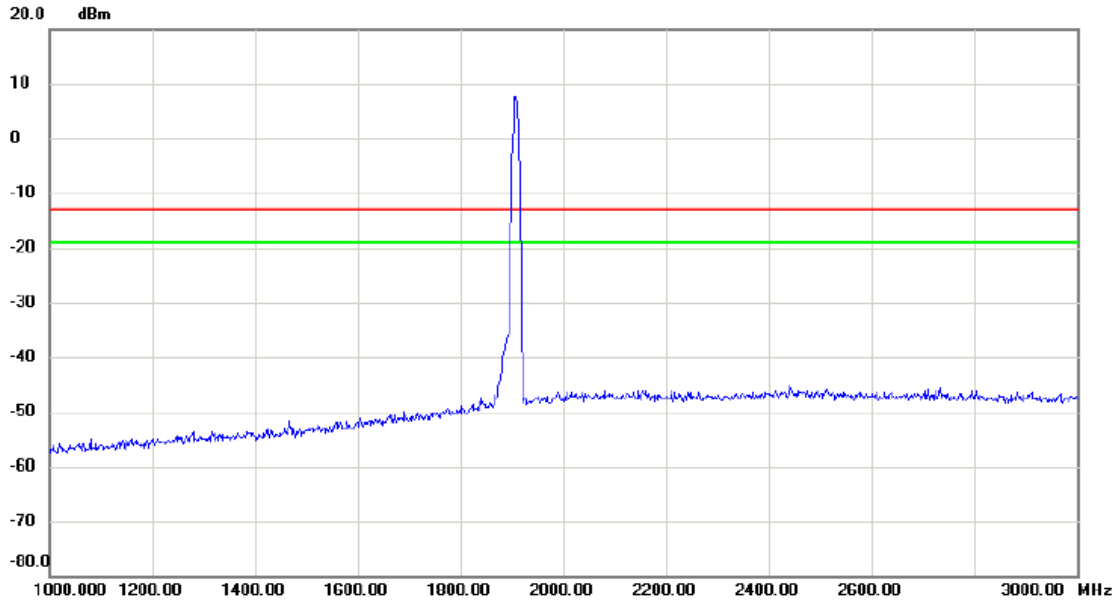
Horizontal



No.	Mk.	Freq. MHz	Reading Level dBm	Correct Factor dB	Measure- ment dBm	Limit dBm	Margin dB	Detector	Comment
1		30.000	-72.99	1.88	-71.11	-13.00	-58.11	peak	
2		146.400	-78.45	3.84	-74.61	-13.00	-61.61	peak	
3		272.500	-78.39	2.89	-75.50	-13.00	-62.50	peak	
4		403.450	-79.41	6.05	-73.36	-13.00	-60.36	peak	
5		515.000	-78.85	8.07	-70.78	-13.00	-57.78	peak	
6	*	709.970	-78.54	13.74	-64.80	-13.00	-51.80	peak	

Test Mode: WCDMA Band 2_TX CH9400_External Antenna 1dBi

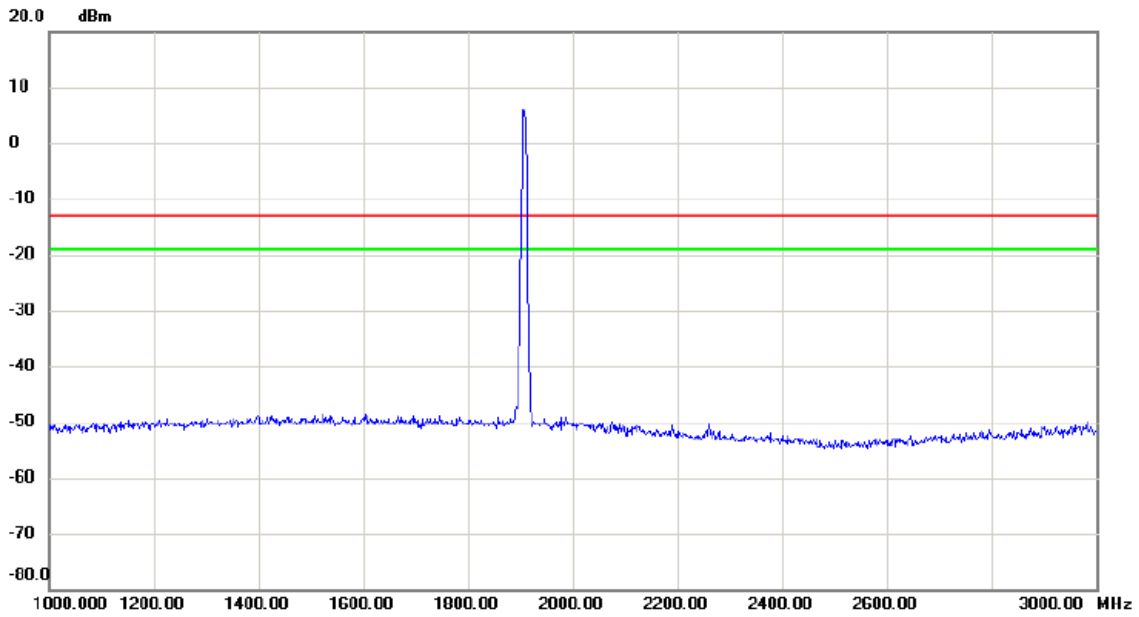
Vertical



No.	Mk.	Freq. MHz	Reading Level dBm	Correct Factor dB	Measure- ment dBm	Limit dBm	Margin dB	Detector	Comment

Test Mode: WCDMA Band 2_TX CH9400_External Antenna 1dBi

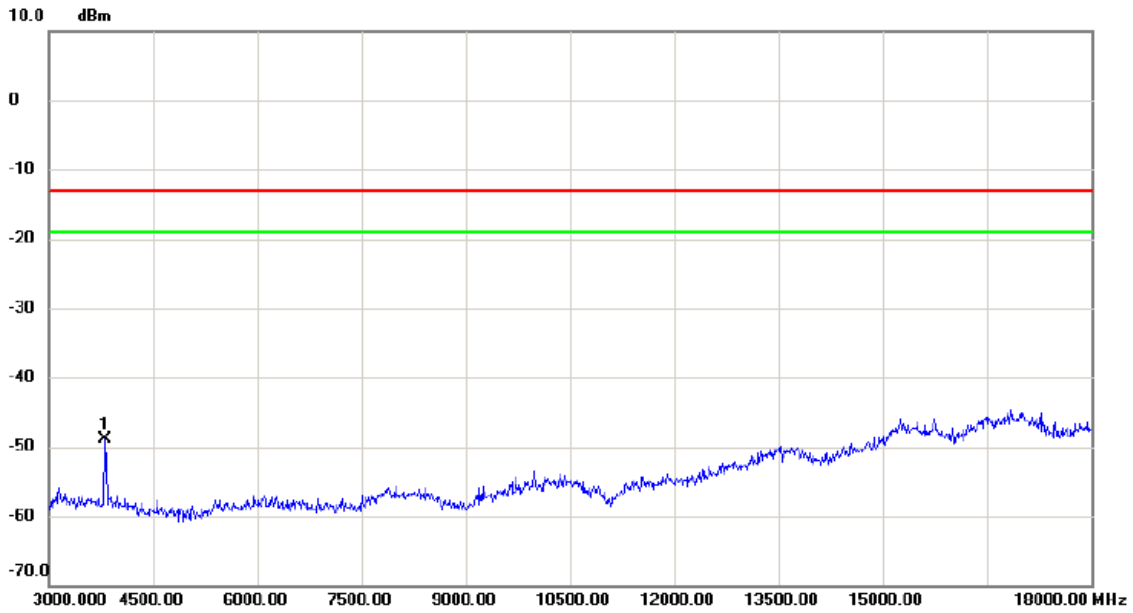
Horizontal



No.	Mk.	Freq.	Reading Level	Correct Factor	Measurement	Limit	Margin	Detector	Comment
		MHz	dBm	dB	dBm	dBm	dB		
		1940.00	5.00	0.00	5.00	-12.00	17.00		

Test Mode: WCDMA Band 2_TX CH9400_External Antenna 1dBi

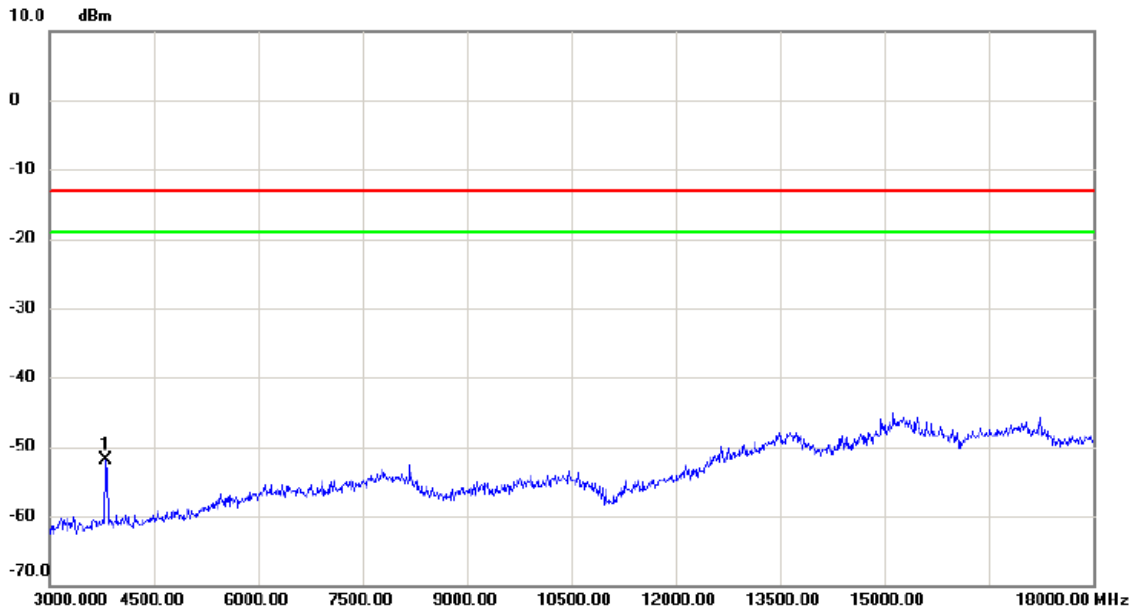
Vertical



No.	Mk.	Freq. MHz	Reading Level dBm	Correct Factor dB	Measure- ment dBm	Limit dBm	Margin dB	Detector	Comment
1	*	3810.000	-63.53	14.56	-48.97	-13.00	-35.97	peak	

Test Mode: WCDMA Band 2_TX CH9400_External Antenna 1dBi

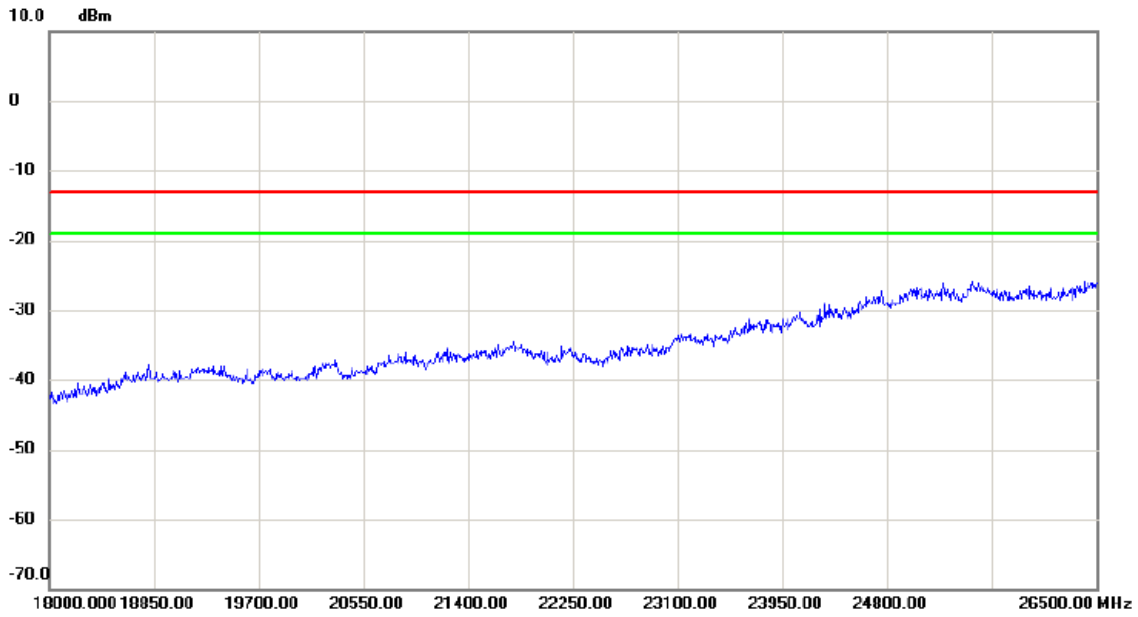
Horizontal



No.	Mk.	Freq. MHz	Reading Level dBm	Correct Factor dB	Measure- ment dBm	Limit dBm	Margin dB	Detector	Comment
1	*	3810.000	-63.46	11.48	-51.98	-13.00	-38.98	peak	

Test Mode: WCDMA Band 2_TX CH9400_External Antenna 1dBi

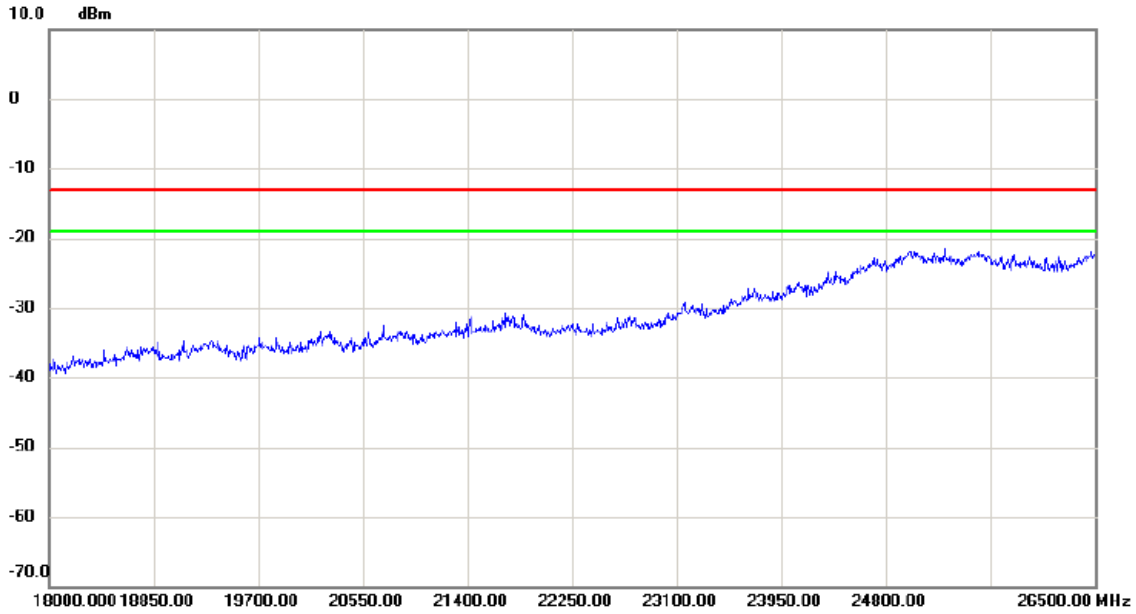
Vertical



No.	Mk.	Freq.	Reading Level	Correct Factor	Measurement	Limit	Margin	Detector	Comment
		MHz	dBm	dB	dBm	dBm	dB		

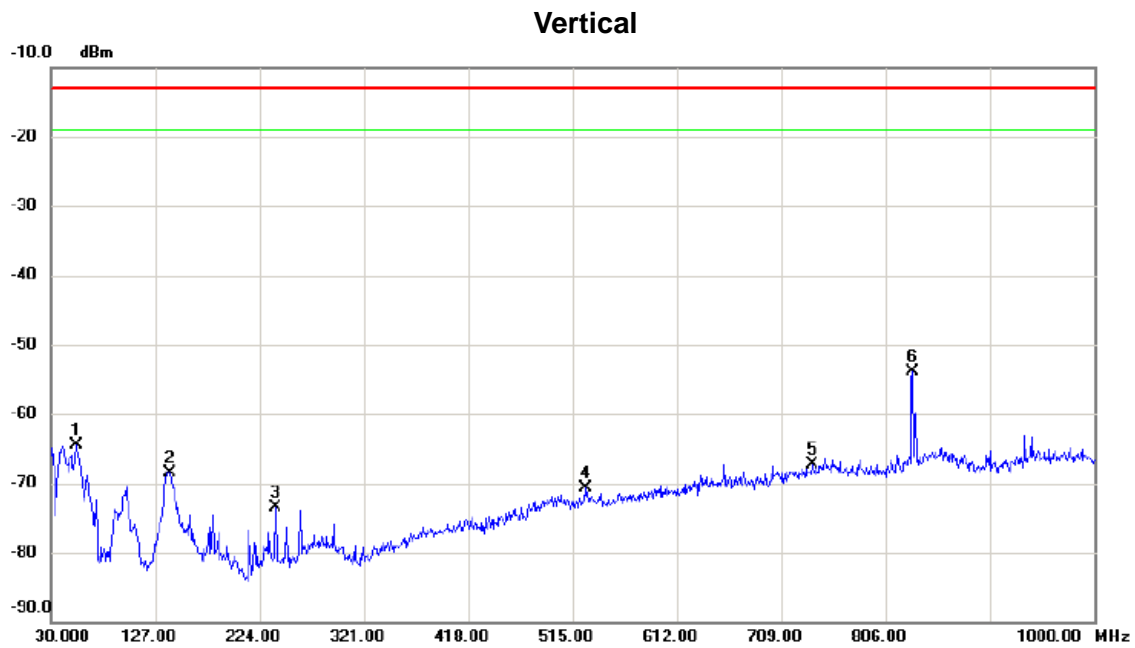
Test Mode: WCDMA Band 2_TX CH9400_External Antenna 1dBi

Horizontal



No.	Mk.	Freq. MHz	Reading Level dBm	Correct Factor dB	Measure- ment dBm	Limit dBm	Margin dB	Detector	Comment
-----	-----	--------------	-------------------------	-------------------------	-------------------------	--------------	--------------	----------	---------

Test Mode: WCDMA Band 2_HSDPA_TX CH9400_External Antenna 1dBi



No. Mk.	Freq. MHz	Reading Level dBm	Correct Factor dB	Measure- ment dBm	Limit dBm	Margin dB	Detector	Comment
1	53.280	-66.57	1.99	-64.58	-13.00	-51.58	peak	
2	140.580	-70.65	2.21	-68.44	-13.00	-55.44	peak	
3	238.550	-73.77	0.27	-73.50	-13.00	-60.50	peak	
4	526.640	-78.28	7.50	-70.78	-13.00	-57.78	peak	
5	738.100	-79.38	12.00	-67.38	-13.00	-54.38	peak	
6 *	831.220	-67.33	13.50	-53.83	-13.00	-40.83	peak	

Test Mode: WCDMA Band 2_HSDPA_TX CH9400_External Antenna 1dBi

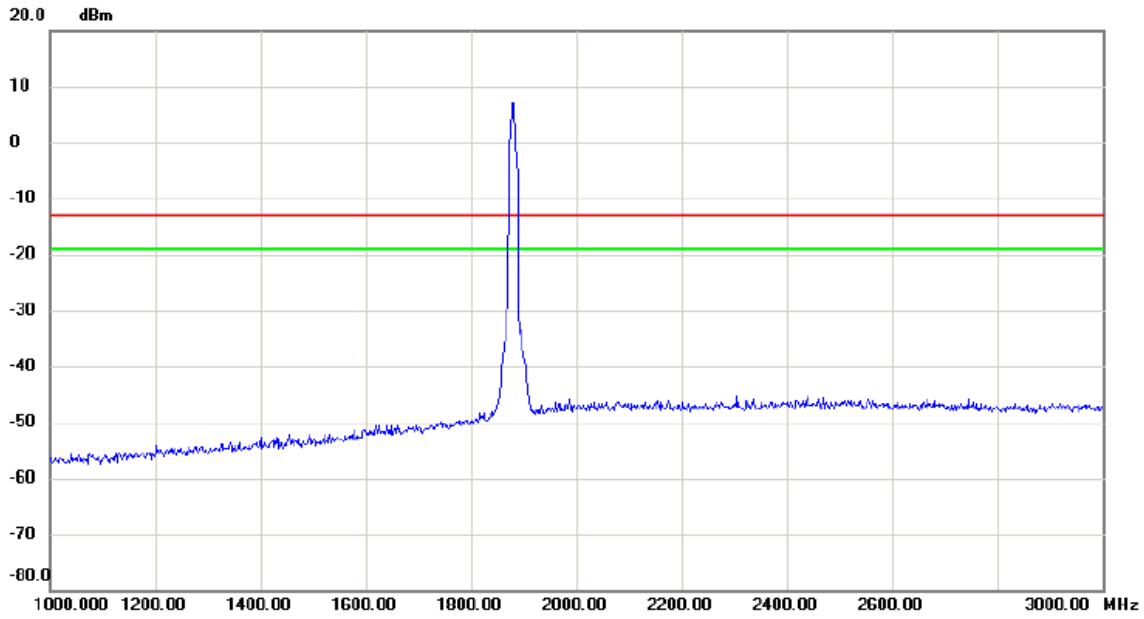
Horizontal



No.	Mk.	Freq. MHz	Reading Level dBm	Correct Factor dB	Measure- ment dBm	Limit dBm	Margin dB	Detector	Comment
1		30.000	-74.44	1.88	-72.56	-13.00	-59.56	peak	
2		53.280	-78.66	2.19	-76.47	-13.00	-63.47	peak	
3		145.430	-78.83	3.73	-75.10	-13.00	-62.10	peak	
4		282.200	-78.96	2.30	-76.66	-13.00	-63.66	peak	
5		419.940	-79.35	6.88	-72.47	-13.00	-59.47	peak	
6	*	708.030	-77.64	13.79	-63.85	-13.00	-50.85	peak	

Test Mode: WCDMA Band 2_HSDPA_TX CH9400_External Antenna 1dBi

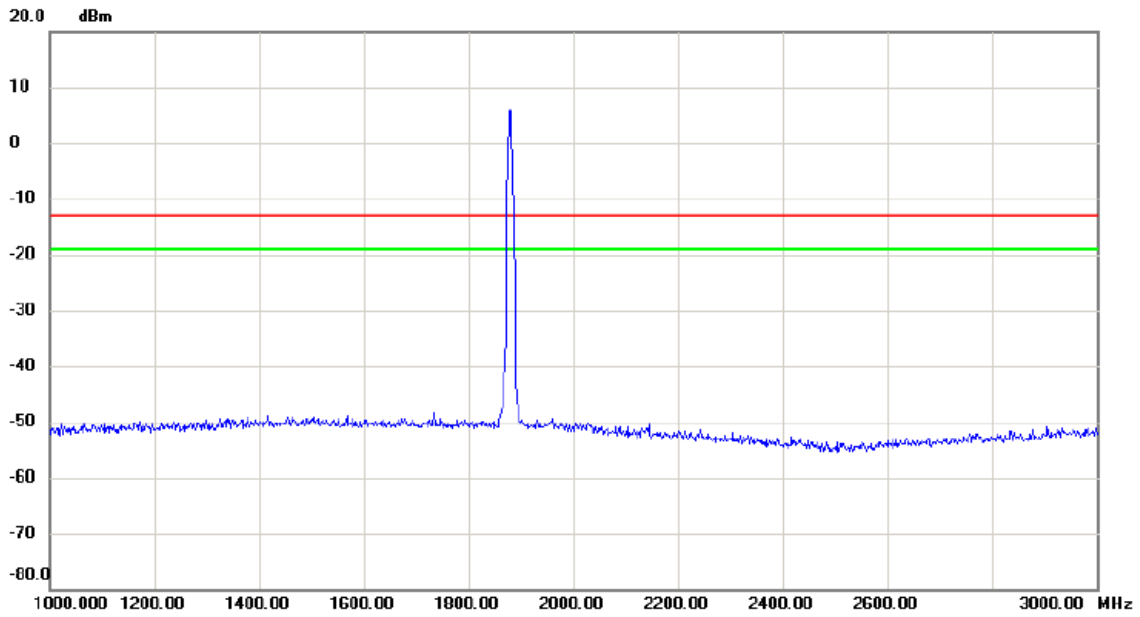
Vertical



No.	Mk.	Freq.	Reading Level	Correct Factor	Measurement	Limit	Margin	Detector	Comment
		MHz	dBm	dB	dBm	dBm	dB		
		1900.00	5.00	0.00	5.00	-12.00	17.00		

Test Mode: WCDMA Band 2_HSDPA_TX CH9400_External Antenna 1dBi

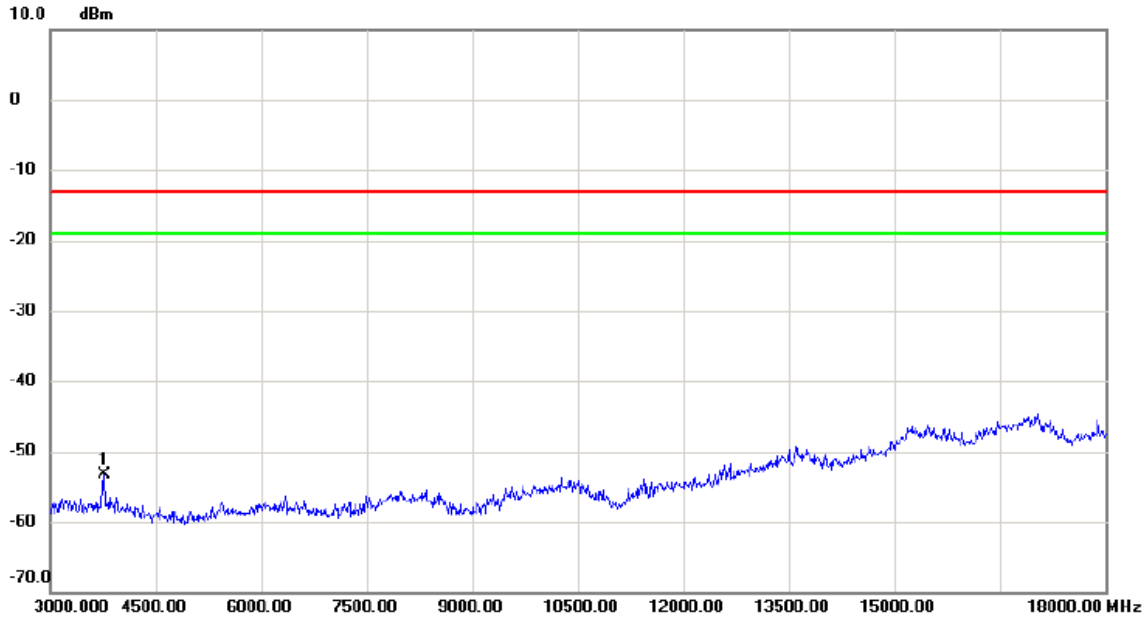
Horizontal



No.	Mk.	Freq.	Reading Level	Correct Factor	Measurement	Limit	Margin	Detector	Comment
		MHz	dBm	dB	dBm	dBm	dB		
		1850.000	5.0	0.0	5.0	-12.0	17.0		

Test Mode: WCDMA Band 2_HSDPA_TX CH9400_External Antenna 1dBi

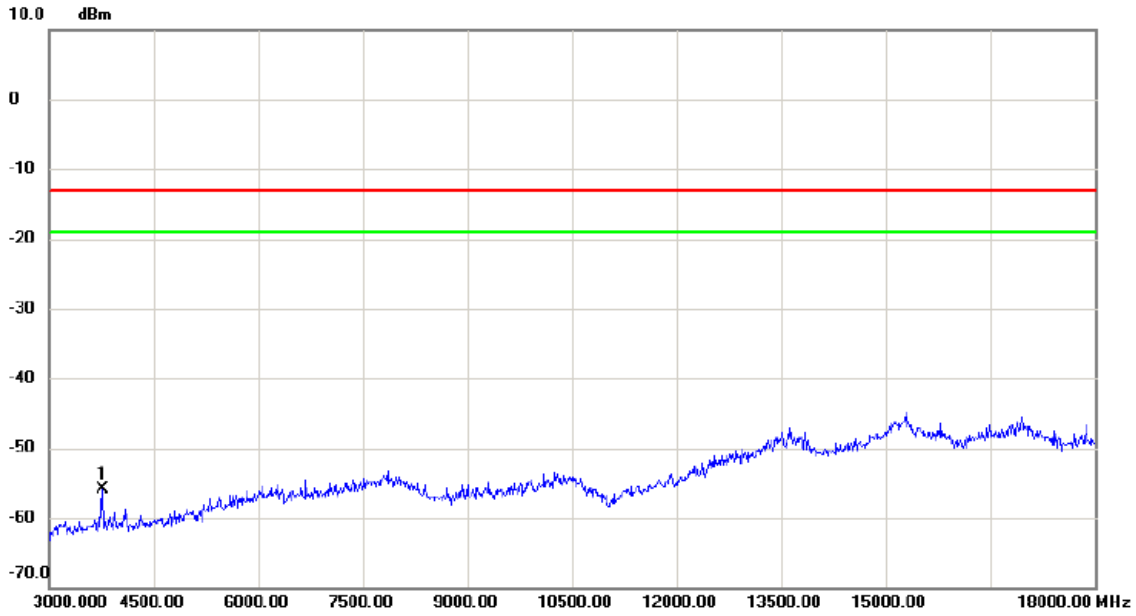
Vertical



No.	Mk.	Freq. MHz	Reading Level dBm	Correct Factor dB	Measure- ment dBm	Limit dBm	Margin dB	Detector	Comment
1	*	3765.000	-67.88	14.51	-53.37	-13.00	-40.37	peak	

Test Mode: WCDMA Band 2_HSDPA_TX CH9400_External Antenna 1dBi

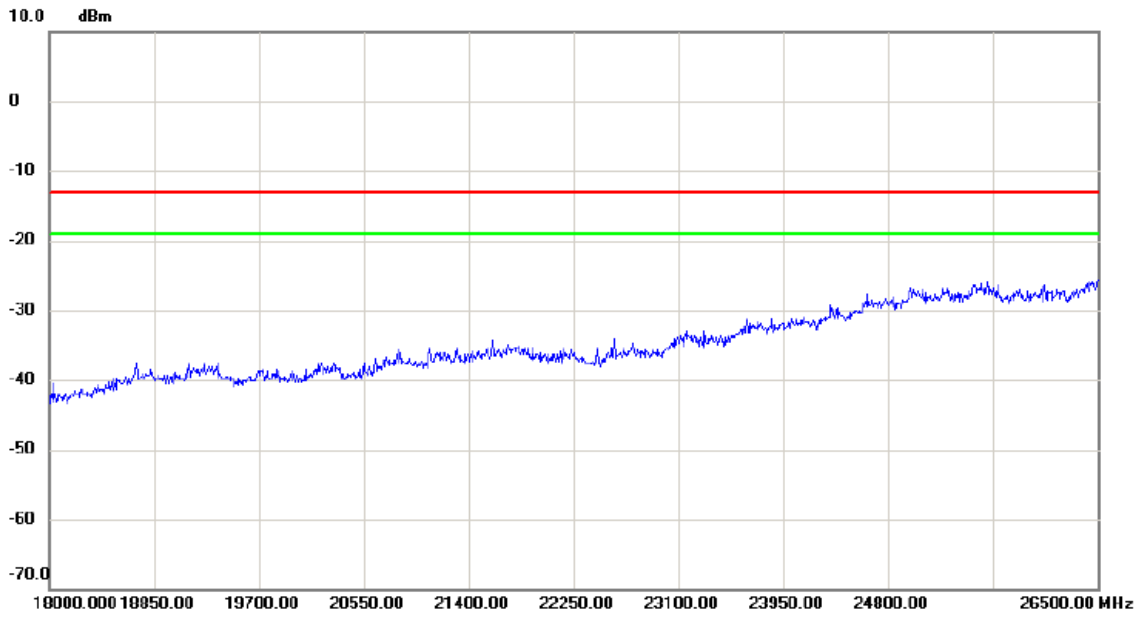
Horizontal



No.	Mk.	Freq. MHz	Reading Level dBm	Correct Factor dB	Measure- ment dBm	Limit dBm	Margin dB	Detector	Comment
1	*	3765.000	-67.30	11.36	-55.94	-13.00	-42.94	peak	

Test Mode: WCDMA Band 2_HSDPA_TX CH9400_External Antenna 1dBi

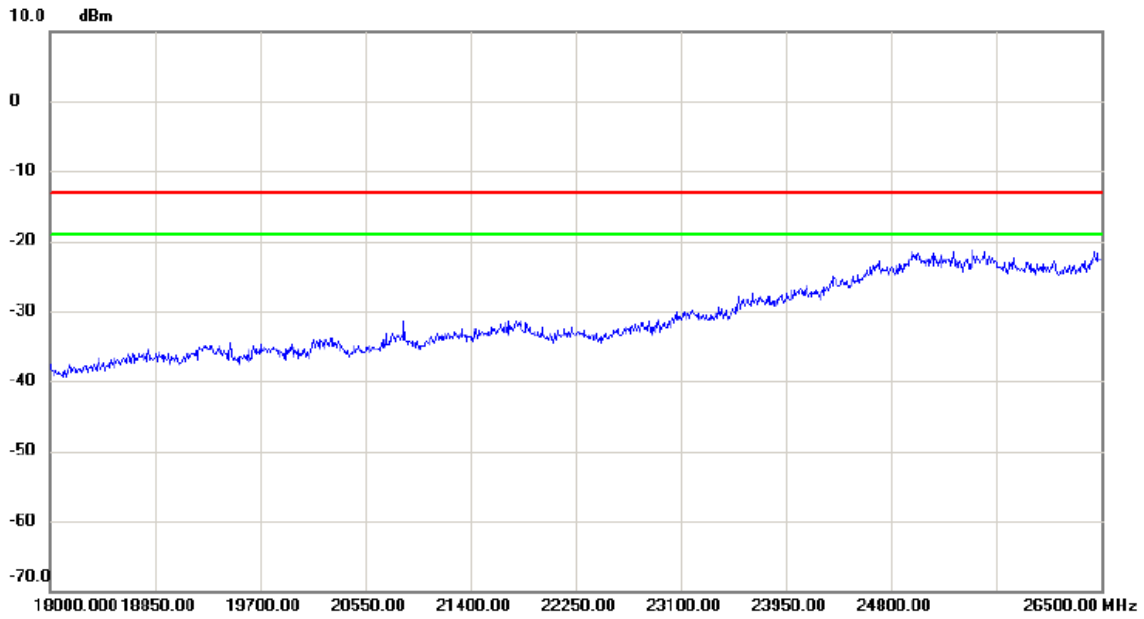
Vertical



No.	Mk.	Freq.	Reading Level	Correct Factor	Measurement	Limit	Margin	Detector	Comment
		MHz	dBm	dB	dBm	dBm	dB		

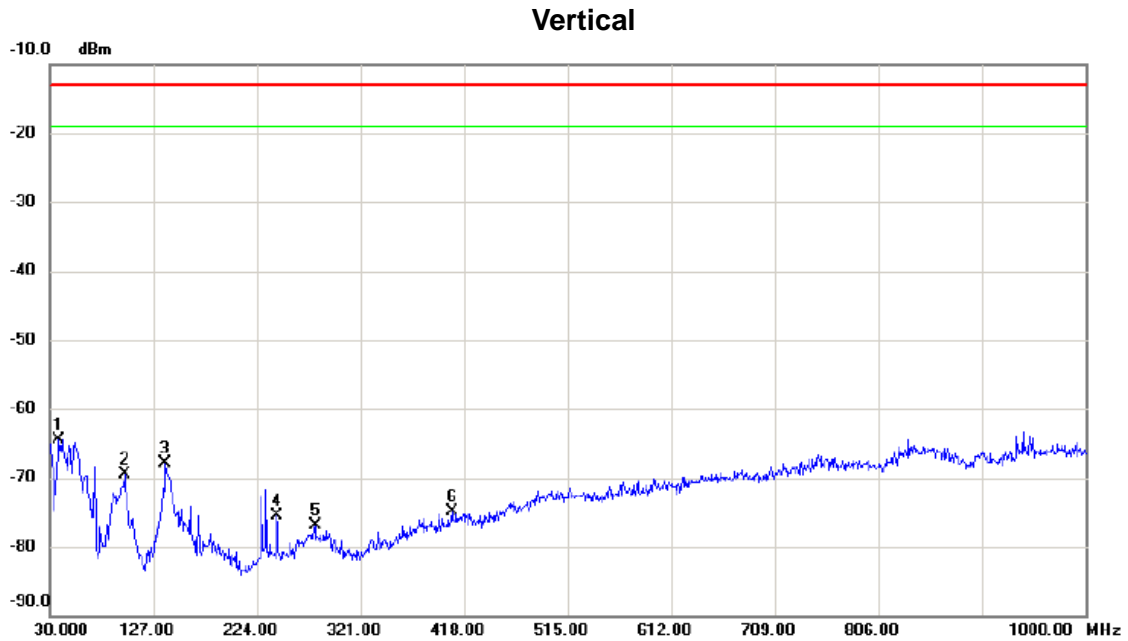
Test Mode: WCDMA Band 2_HSDPA_TX CH9400_External Antenna 1dBi

Horizontal



No.	Mk.	Freq.	Reading Level	Correct Factor	Measurement	Limit	Margin	Detector	Comment
		MHz	dBm	dB	dBm	dBm	dB		

Test Mode: WCDMA Band 2_HSUPA_TX CH9400_External Antenna 1dBi



No.	Mk.	Freq. MHz	Reading Level dBm	Correct Factor dB	Measure- ment dBm	Limit dBm	Margin dB	Detector	Comment
1	*	38.730	-65.68	1.21	-64.47	-13.00	-51.47	peak	
2		99.840	-68.09	-1.45	-69.54	-13.00	-56.54	peak	
3		138.640	-69.60	1.77	-67.83	-13.00	-54.83	peak	
4		242.430	-75.68	0.22	-75.46	-13.00	-62.46	peak	
5		278.320	-79.39	2.57	-76.82	-13.00	-63.82	peak	
6		406.360	-79.26	4.28	-74.98	-13.00	-61.98	peak	

Test Mode: WCDMA Band 2_HSUPA_TX CH9400_External Antenna 1dBi

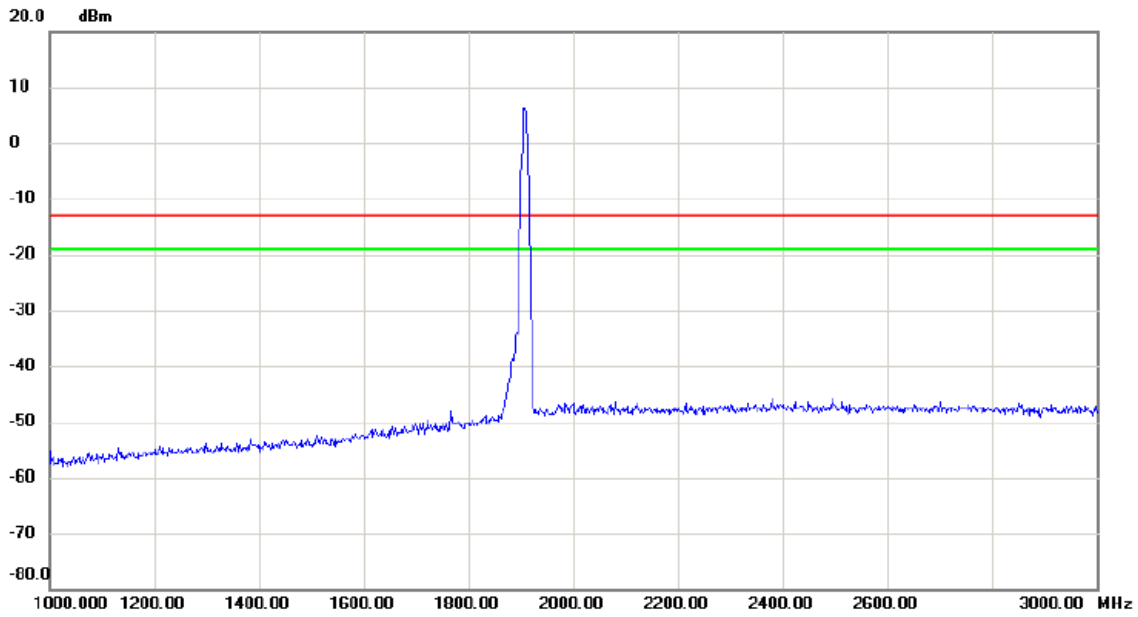
Horizontal



No. Mk.	Freq. MHz	Reading Level dBm	Correct Factor dB	Measure- ment dBm	Limit dBm	Margin dB	Detector	Comment
1	53.280	-79.49	2.19	-77.30	-13.00	-64.30	peak	
2	145.430	-76.68	3.73	-72.95	-13.00	-59.95	peak	
3	230.790	-80.46	3.18	-77.28	-13.00	-64.28	peak	
4	289.960	-77.74	1.58	-76.16	-13.00	-63.16	peak	
5	422.850	-79.54	6.56	-72.98	-13.00	-59.98	peak	
6 *	715.790	-78.38	13.60	-64.78	-13.00	-51.78	peak	

Test Mode: WCDMA Band 2_HSUPA_TX CH9400_External Antenna 1dBi

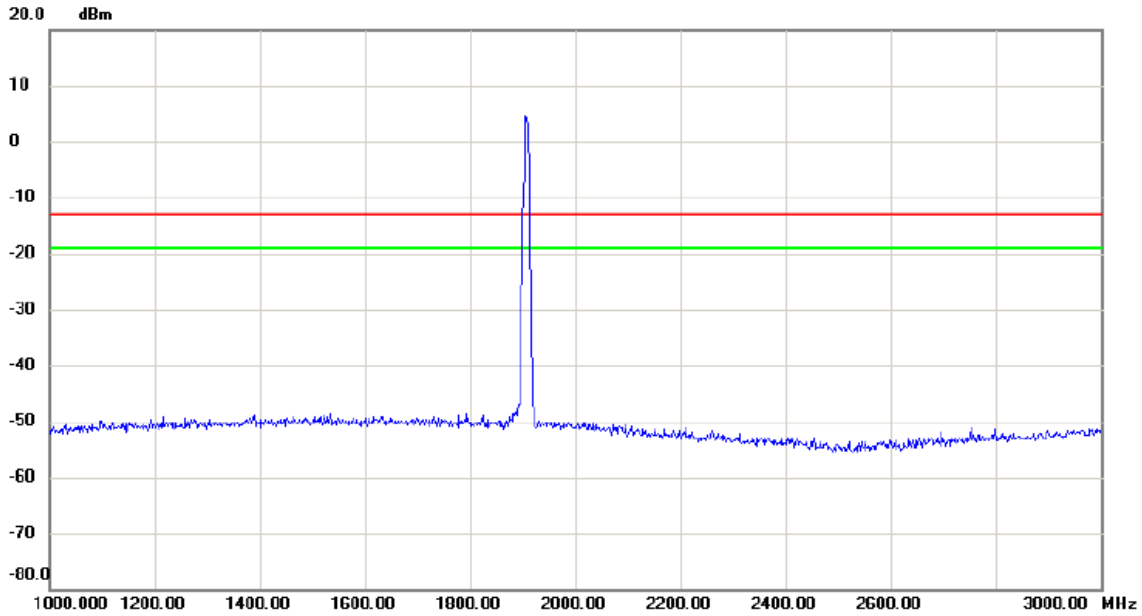
Vertical



No.	Mk.	Freq.	Reading Level	Correct Factor	Measurement	Limit	Margin	Detector	Comment
		MHz	dBm	dB	dBm	dBm	dB		
		1930.00	5.00	0.00	5.00	-15.00	-20.00		

Test Mode: WCDMA Band 2_HSUPA_TX CH9400_External Antenna 1dBi

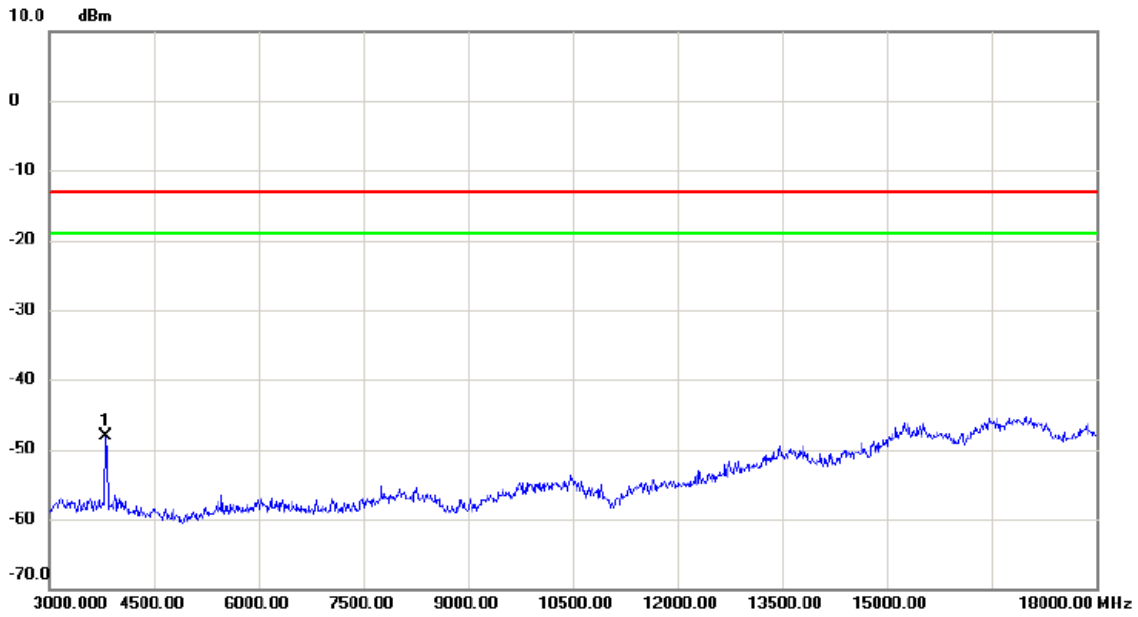
Horizontal



No.	Mk.	Freq.	Reading Level	Correct Factor	Measurement	Limit	Margin	Detector	Comment
		MHz	dBm	dB	dBm	dBm	dB		
		1940.00	5.00	0.00	5.00	-15.00	20.00		

Test Mode: WCDMA Band 2_HSUPA_TX CH9400_External Antenna 1dBi

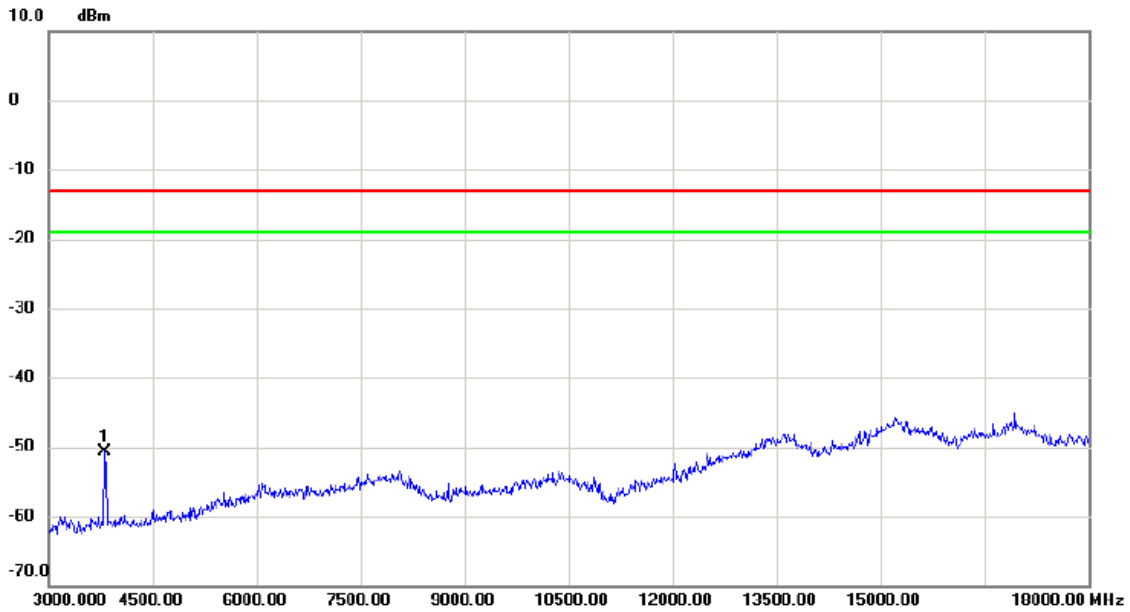
Vertical



No.	Mk.	Freq. MHz	Reading Level dBm	Correct Factor dB	Measure- ment dBm	Limit dBm	Margin dB	Detector	Comment
1	*	3810.000	-62.57	14.56	-48.01	-13.00	-35.01	peak	

Test Mode: WCDMA Band 2_HSUPA_TX CH9400_External Antenna 1dBi

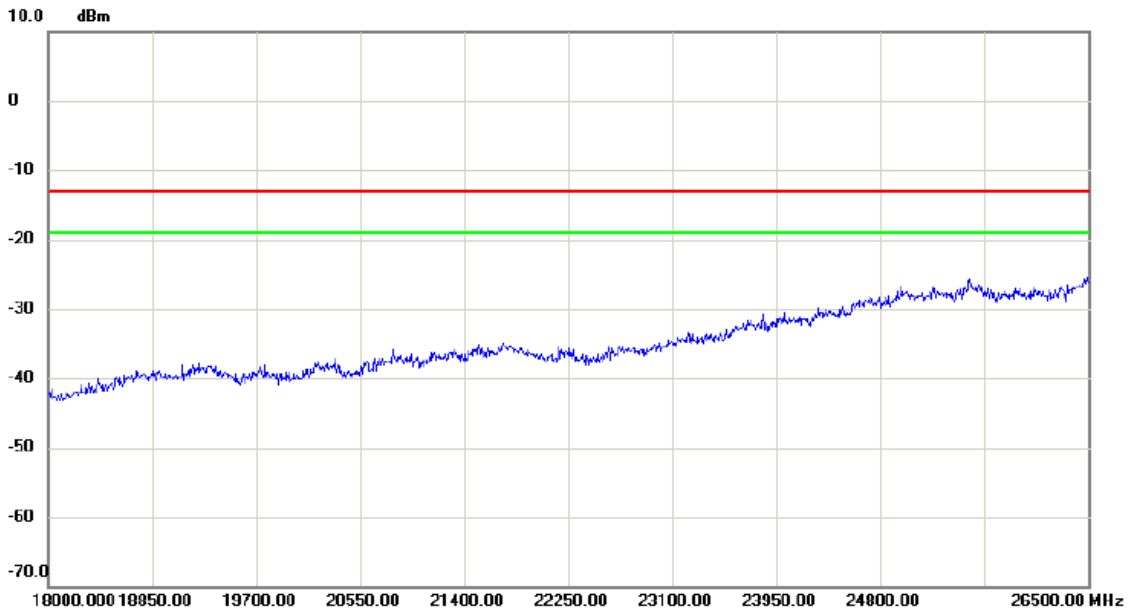
Horizontal



No.	Mk.	Freq. MHz	Reading Level dBm	Correct Factor dB	Measure- ment dBm	Limit dBm	Margin dB	Detector	Comment
1	*	3810.000	-62.09	11.48	-50.61	-13.00	-37.61	peak	

Test Mode: WCDMA Band 2_HSUPA_TX CH9400_External Antenna 1dBi

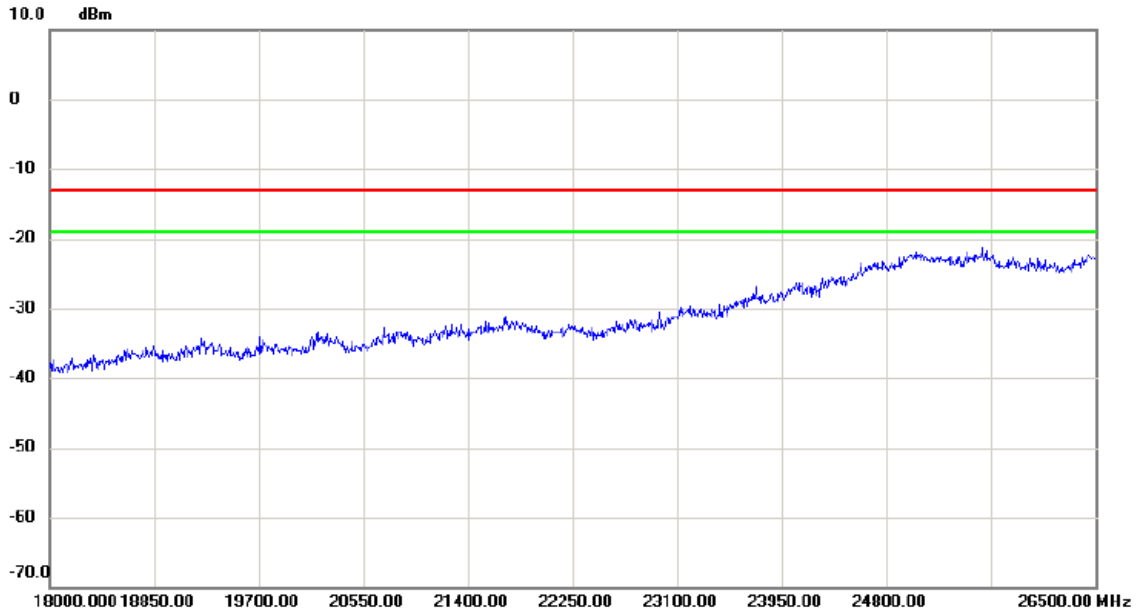
Vertical



No.	Mk.	Freq.	Reading Level	Correct Factor	Measurement	Limit	Margin	Detector	Comment
		MHz	dBm	dB	dBm	dBm	dB		

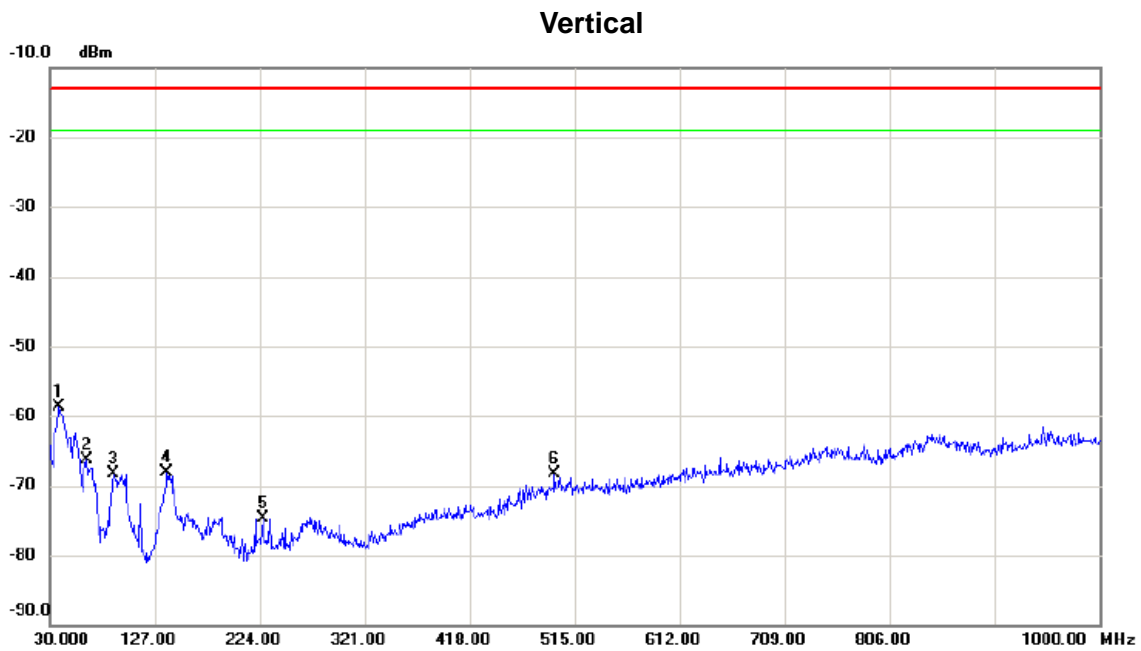
Test Mode: WCDMA Band 2_HSUPA_TX CH9400_External Antenna 1dBi

Horizontal



No.	Mk.	Freq.	Reading Level	Correct Factor	Measurement	Limit	Margin	Detector	Comment
		MHz	dBm	dB	dBm	dBm	dB		

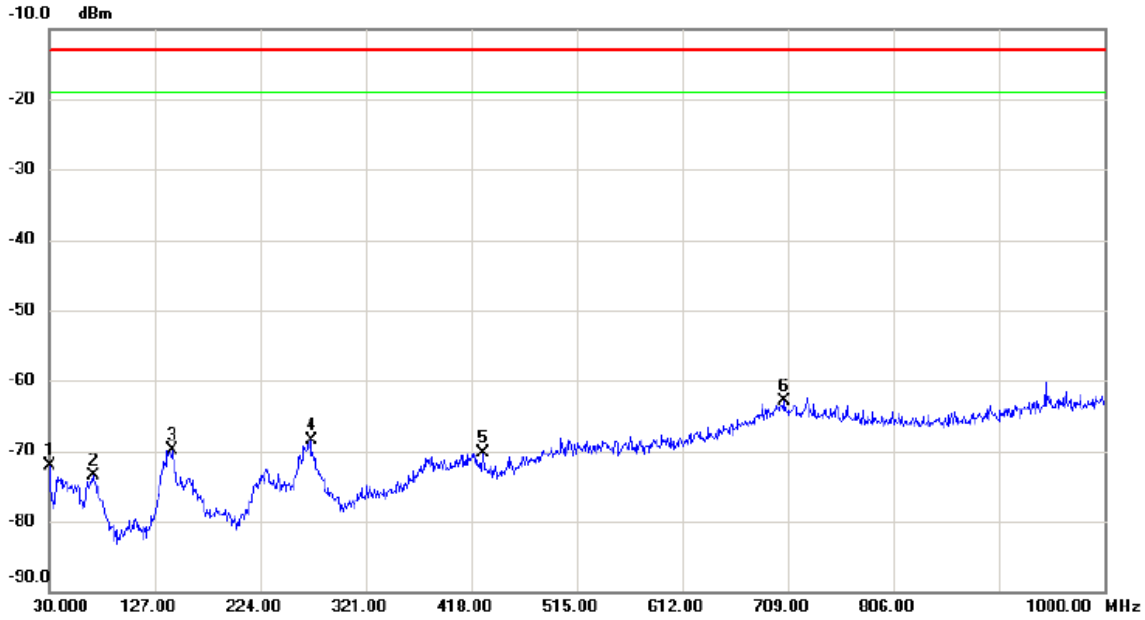
Test Mode: LTE Band 2_TX CH18900_1.4M_External Antenna 1dBi



No.	Mk.	Freq. MHz	Reading Level dBm	Correct Factor dB	Measure- ment dBm	Limit dBm	Margin dB	Detector	Comment
1	*	38.730	-59.85	1.21	-58.64	-13.00	-45.64	peak	
2		63.950	-67.28	0.98	-66.30	-13.00	-53.30	peak	
3		88.200	-63.23	-5.02	-68.25	-13.00	-55.25	peak	
4		138.640	-69.93	1.77	-68.16	-13.00	-55.16	peak	
5		226.910	-74.55	-0.10	-74.65	-13.00	-61.65	peak	
6		496.570	-75.67	7.35	-68.32	-13.00	-55.32	peak	

Test Mode: LTE Band 2_TX CH18900_1.4M_External Antenna 1dBi

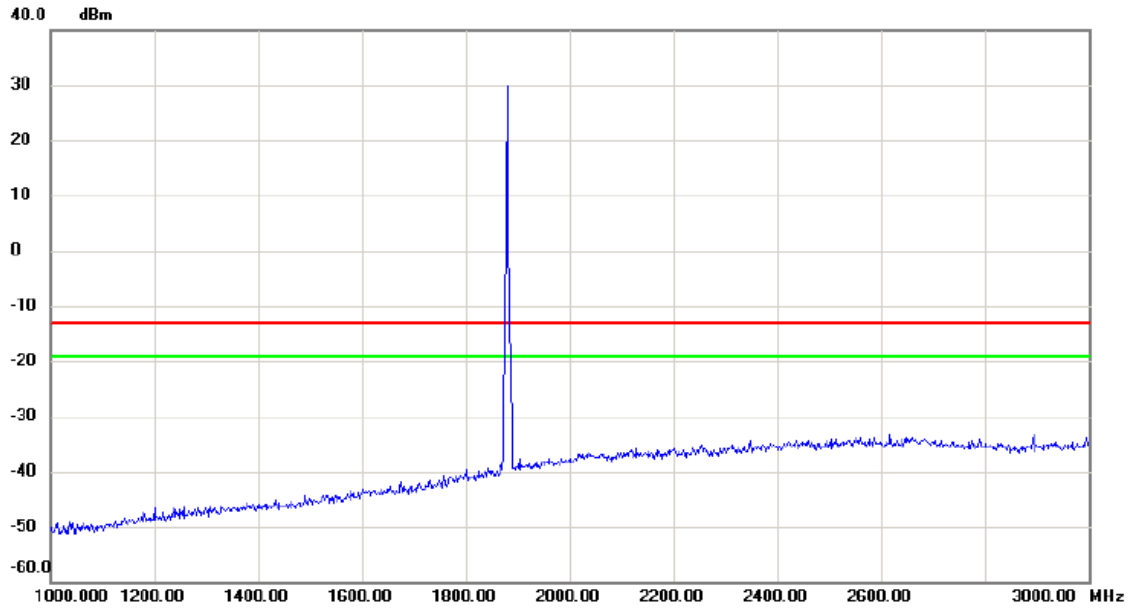
Horizontal



No.	Mk.	Freq. MHz	Reading Level dBm	Correct Factor dB	Measure- ment dBm	Limit dBm	Margin dB	Detector	Comment
1		30.000	-73.98	1.88	-72.10	-13.00	-59.10	peak	
2		70.740	-69.17	-4.40	-73.57	-13.00	-60.57	peak	
3		143.490	-73.41	3.52	-69.89	-13.00	-56.89	peak	
4		270.560	-71.53	2.99	-68.54	-13.00	-55.54	peak	
5		428.670	-76.22	5.90	-70.32	-13.00	-57.32	peak	
6	*	706.090	-76.69	13.83	-62.86	-13.00	-49.86	peak	

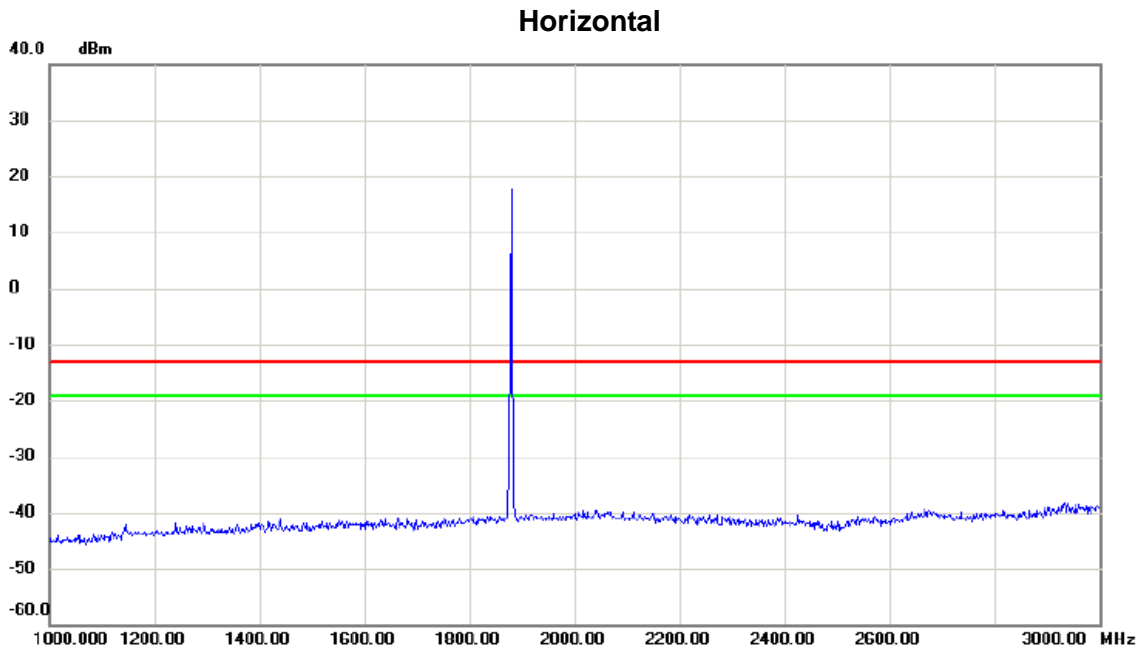
Test Mode: LTE Band 2_TX CH18900_1.4M_External Antenna 1dBi

Vertical



No.	Mk.	Freq. MHz	Reading Level dBm	Correct Factor dB	Measure- ment dBm	Limit dBm	Margin dB	Detector	Comment
		1890.00	30.00	0.00	30.00	-10.00	40.00		

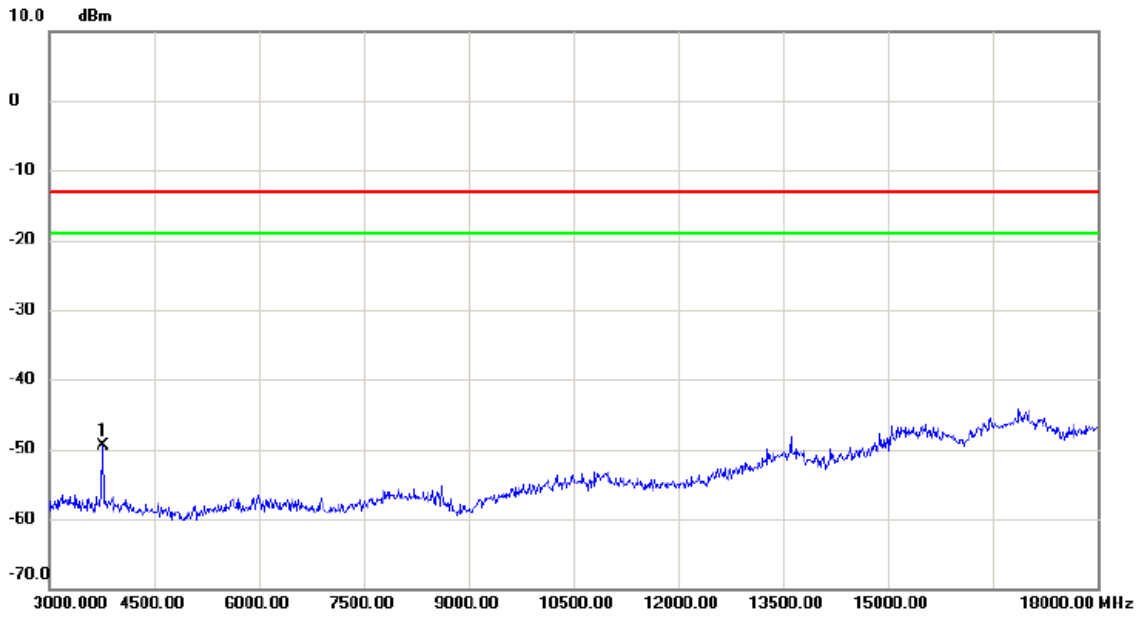
Test Mode: LTE Band 2_TX CH18900_1.4M_External Antenna 1dBi



No.	Mk.	Freq. MHz	Reading Level dBm	Correct Factor dB	Measure- ment dBm	Limit dBm	Margin dB	Detector	Comment
		1890.00	18.0	0.0	18.0	-13.0	31.0		

Test Mode: LTE Band 2_TX CH18900_1.4M_External Antenna 1dBi

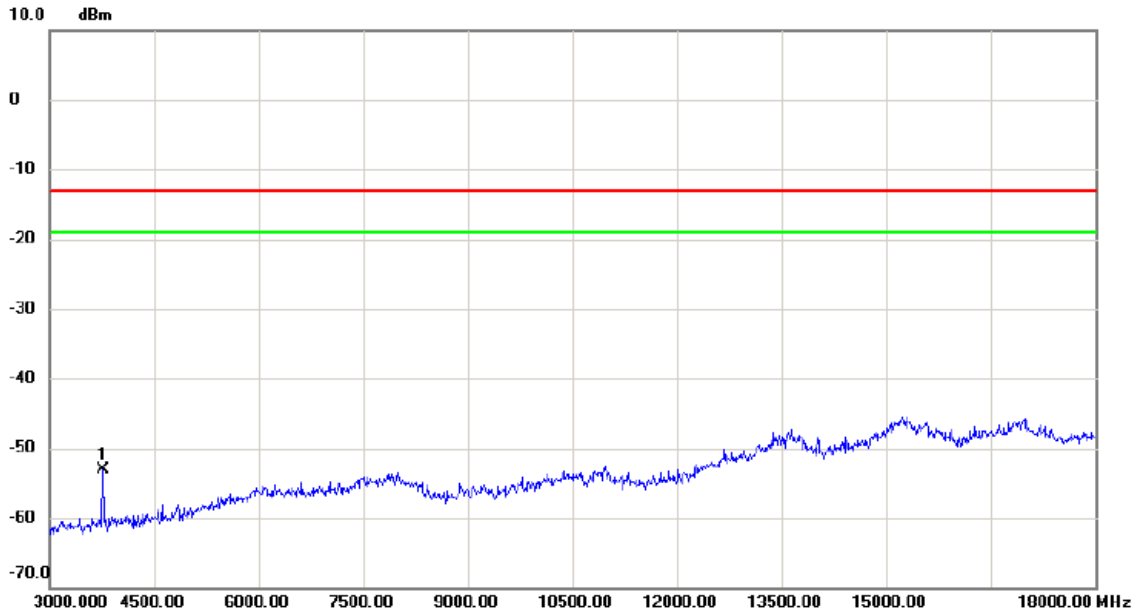
Vertical



No.	Mk.	Freq. MHz	Reading Level dBm	Correct Factor dB	Measure- ment dBm	Limit dBm	Margin dB	Detector	Comment
1	*	3765.000	-64.01	14.51	-49.50	-13.00	-36.50	peak	

Test Mode: LTE Band 2_TX CH18900_1.4M_External Antenna 1dBi

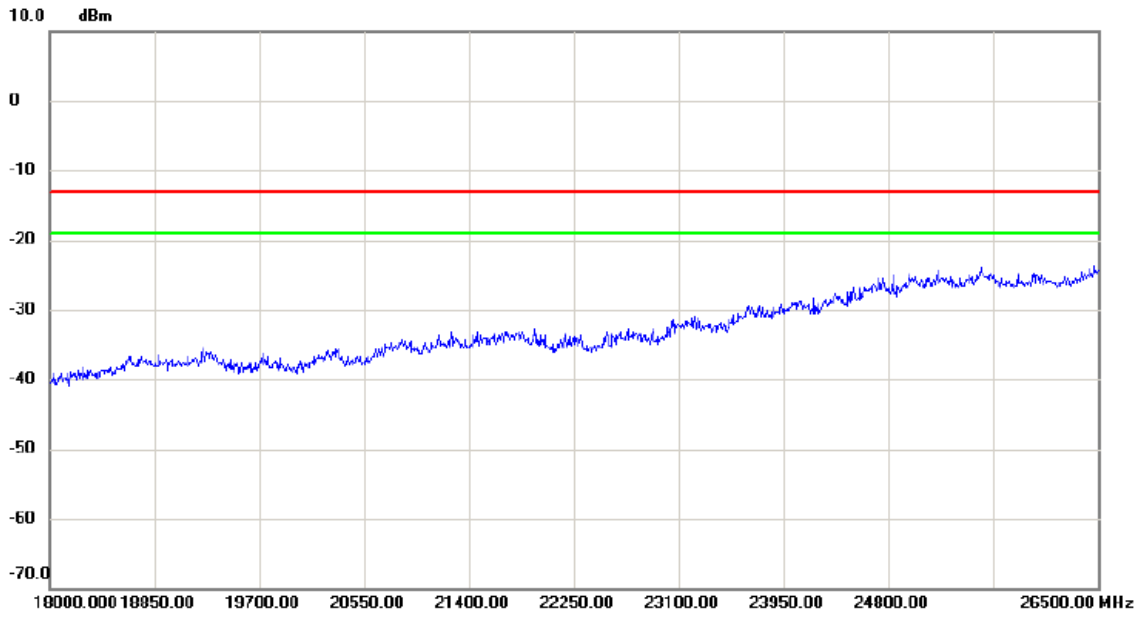
Horizontal



No.	Mk.	Freq. MHz	Reading Level dBm	Correct Factor dB	Measure- ment dBm	Limit dBm	Margin dB	Detector	Comment
1	*	3765.000	-64.53	11.36	-53.17	-13.00	-40.17	peak	

Test Mode: LTE Band 2_TX CH18900_1.4M_External Antenna 1dBi

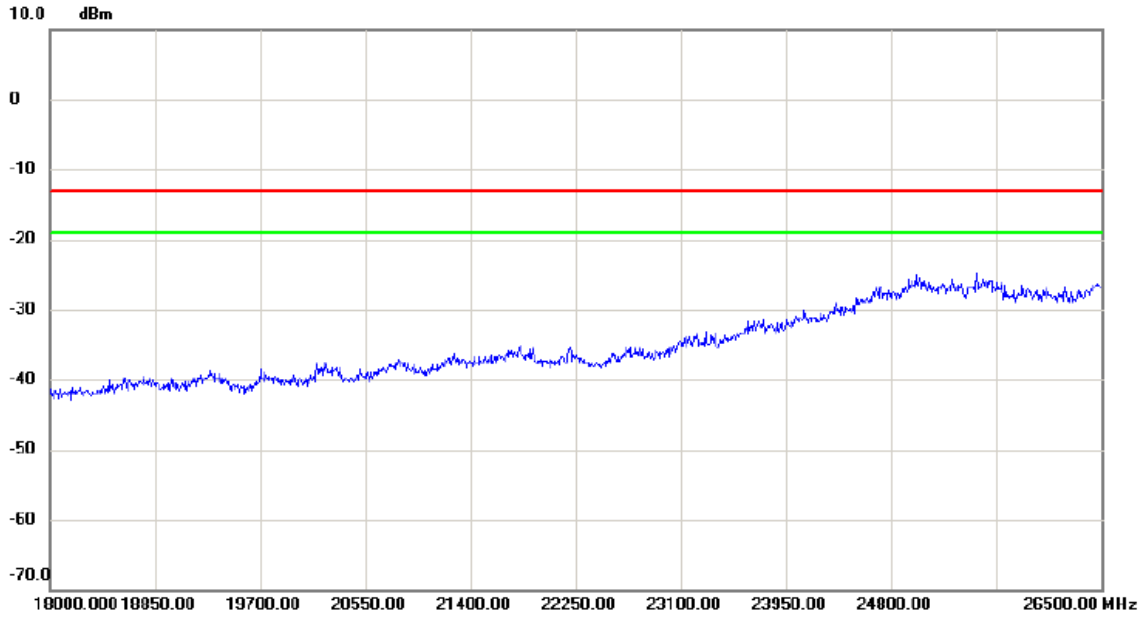
Vertical



No.	Mk.	Freq.	Reading Level	Correct Factor	Measurement	Limit	Margin	Detector	Comment
		MHz	dBm	dB	dBm	dBm	dB		

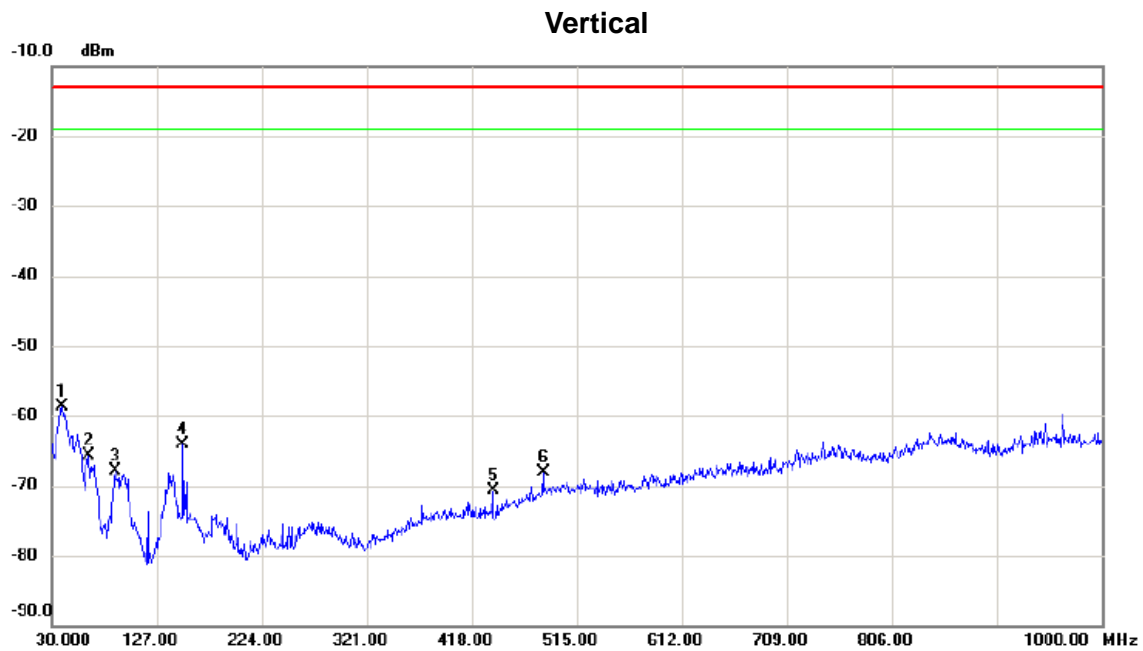
Test Mode: LTE Band 2_TX CH18900_1.4M_External Antenna 1dBi

Horizontal



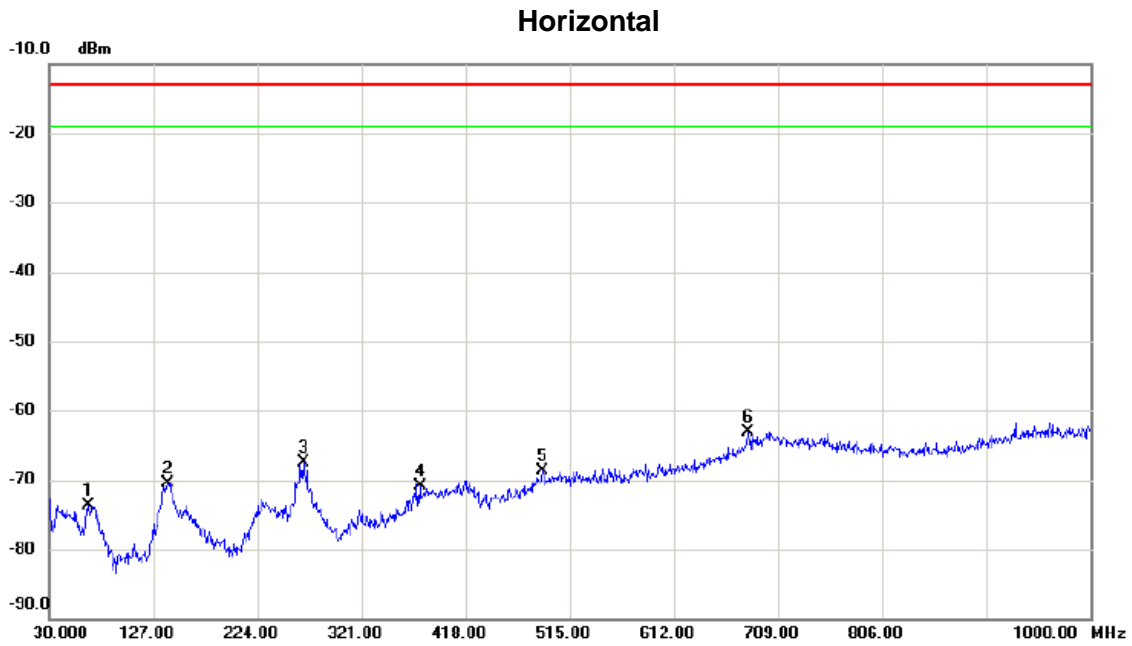
No.	Mk.	Freq.	Reading Level	Correct Factor	Measurement	Limit	Margin	Detector	Comment
		MHz	dBm	dB	dBm	dBm	dB		

Test Mode: LTE Band 2_TX CH18900_20M_External Antenna 1dBi



No.	Mk.	Freq. MHz	Reading Level dBm	Correct Factor dB	Measure- ment dBm	Limit dBm	Margin dB	Detector	Comment
1	*	39.700	-60.69	1.90	-58.79	-13.00	-45.79	peak	
2		63.950	-66.62	0.98	-65.64	-13.00	-52.64	peak	
3		88.200	-62.90	-5.02	-67.92	-13.00	-54.92	peak	
4		151.250	-67.17	3.15	-64.02	-13.00	-51.02	peak	
5		437.400	-75.20	4.40	-70.80	-13.00	-57.80	peak	
6		483.960	-74.76	6.61	-68.15	-13.00	-55.15	peak	

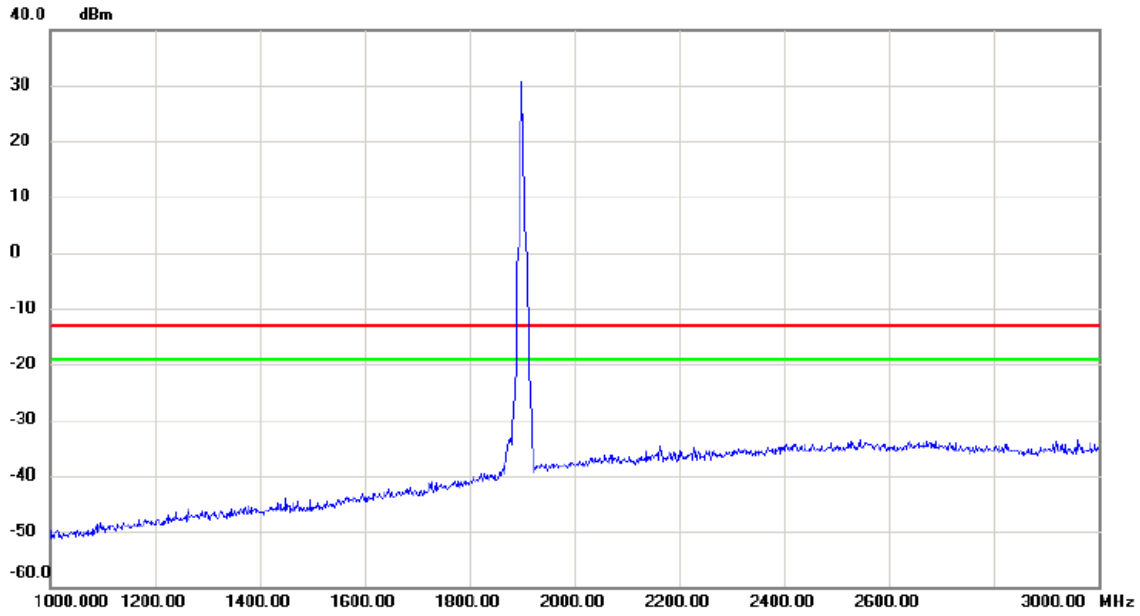
Test Mode: LTE Band 2_TX CH18900_20M_External Antenna 1dBi



No.	Mk.	Freq. MHz	Reading Level dBm	Correct Factor dB	Measure- ment dBm	Limit dBm	Margin dB	Detector	Comment
1		66.860	-71.39	-2.27	-73.66	-13.00	-60.66	peak	
2		140.580	-73.71	3.19	-70.52	-13.00	-57.52	peak	
3		266.680	-70.21	2.66	-67.55	-13.00	-54.55	peak	
4		375.320	-76.40	5.54	-70.86	-13.00	-57.86	peak	
5		489.780	-75.97	7.32	-68.65	-13.00	-55.65	peak	
6	*	680.870	-75.73	12.68	-63.05	-13.00	-50.05	peak	

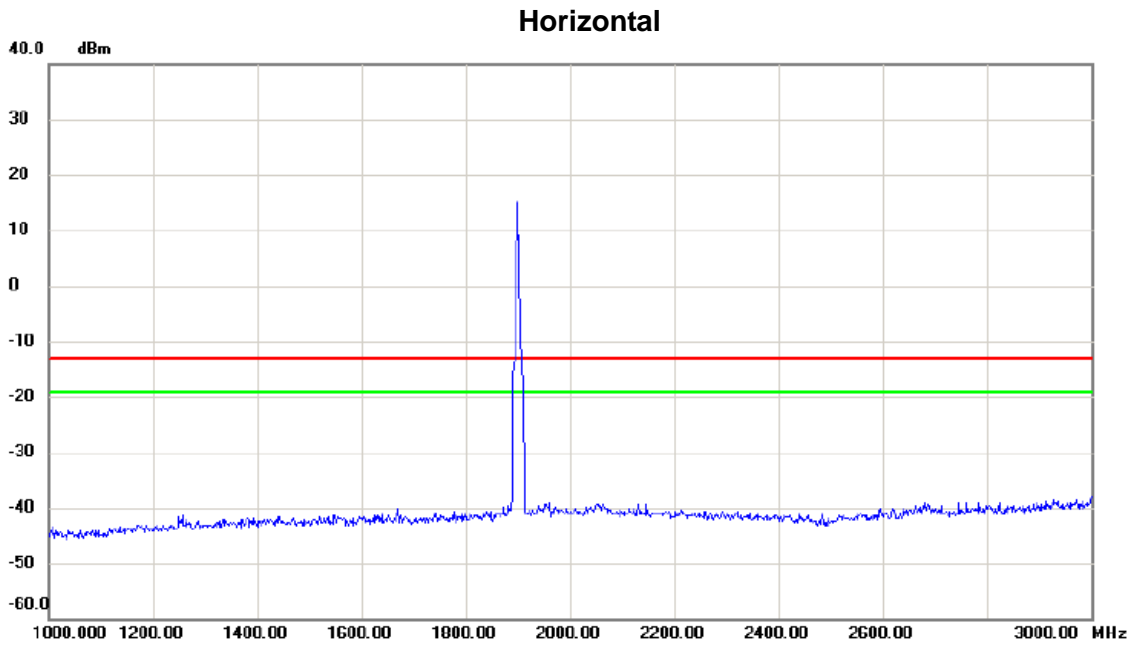
Test Mode: LTE Band 2_TX CH18900_20M_External Antenna 1dBi

Vertical



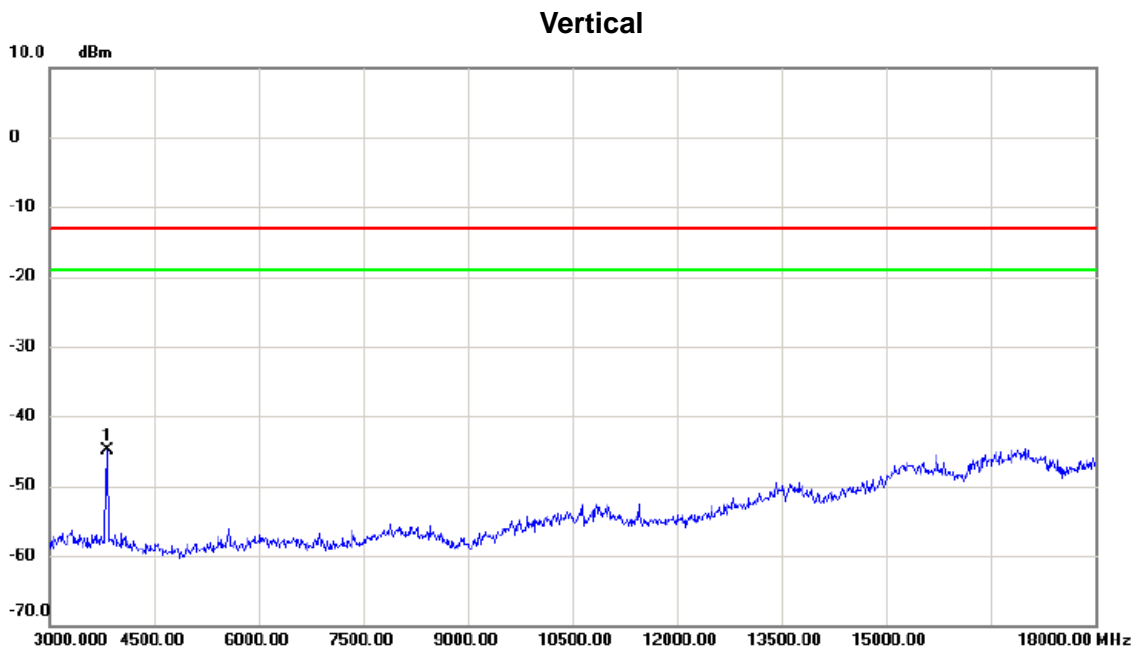
No.	Mk.	Freq.	Reading Level	Correct Factor	Measurement	Limit	Margin	Detector	Comment
		MHz	dBm	dB	dBm	dBm	dB		

Test Mode: LTE Band 2_TX CH18900_20M_External Antenna 1dBi



No.	Mk.	Freq.	Reading Level	Correct Factor	Measurement	Limit	Margin	Detector	Comment
		MHz	dBm	dB	dBm	dBm	dB		
		1890.00	15.00	0.00	15.00	-13.00	28.00		

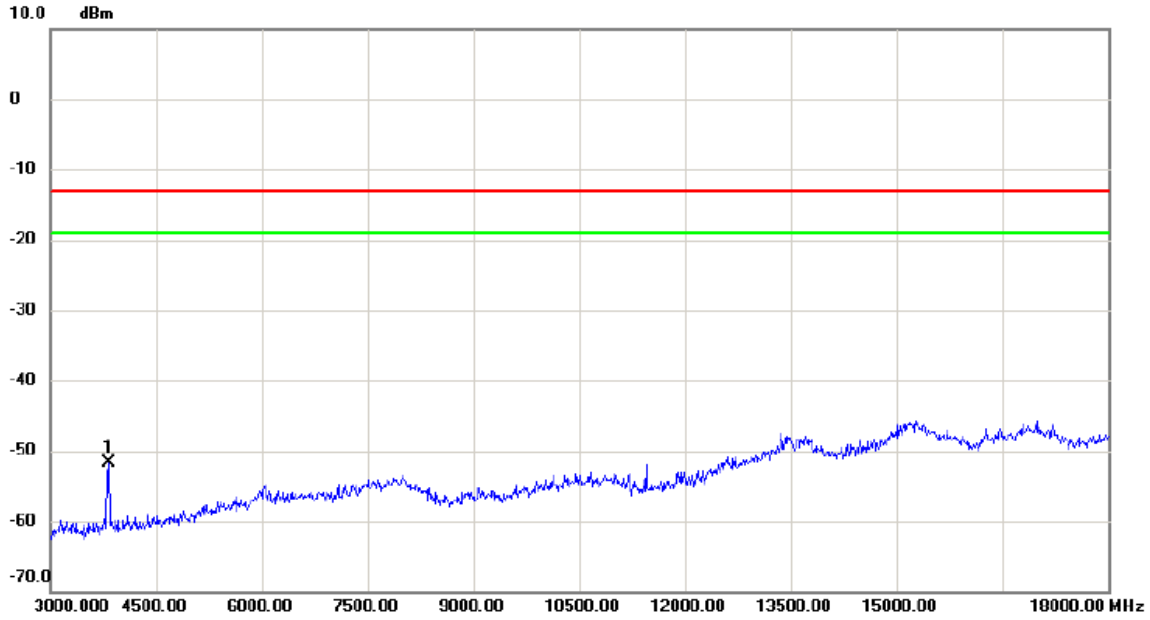
Test Mode: LTE Band 2_TX CH18900_20M_External Antenna 1dBi



No.	Mk.	Freq. MHz	Reading Level dBm	Correct Factor dB	Measure- ment dBm	Limit dBm	Margin dB	Detector	Comment
1	*	3825.000	-59.43	14.57	-44.86	-13.00	-31.86	peak	

Test Mode: LTE Band 2_TX CH18900_20M_External Antenna 1dBi

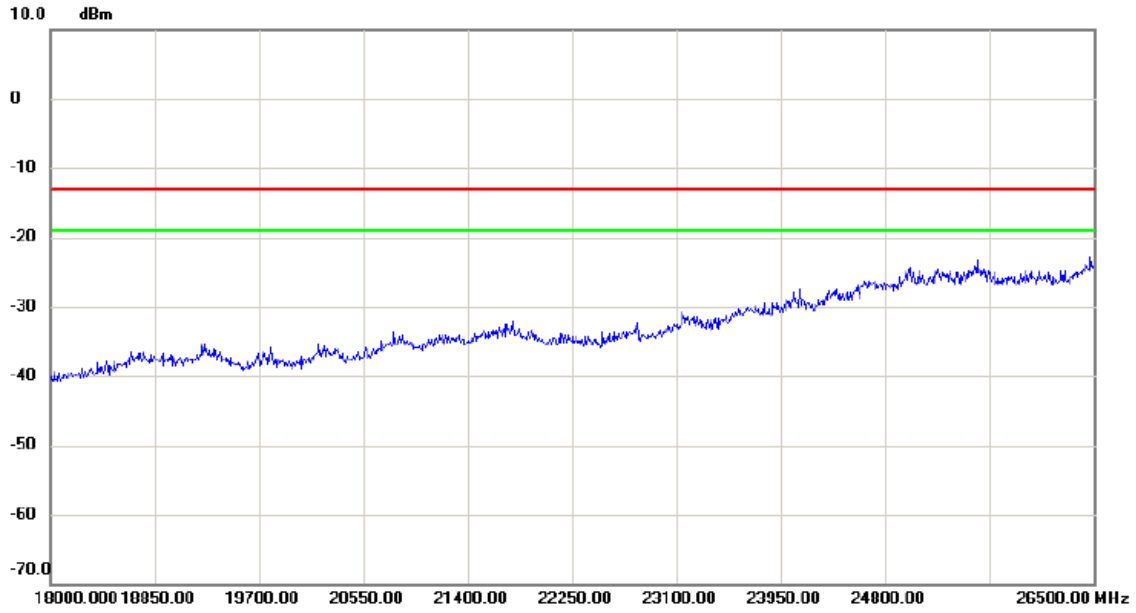
Horizontal



No.	Mk.	Freq. MHz	Reading Level dBm	Correct Factor dB	Measure- ment dBm	Limit dBm	Margin dB	Detector	Comment
1	*	3825.000	-63.15	11.52	-51.63	-13.00	-38.63	peak	

Test Mode: LTE Band 2_TX CH18900_20M_External Antenna 1dBi

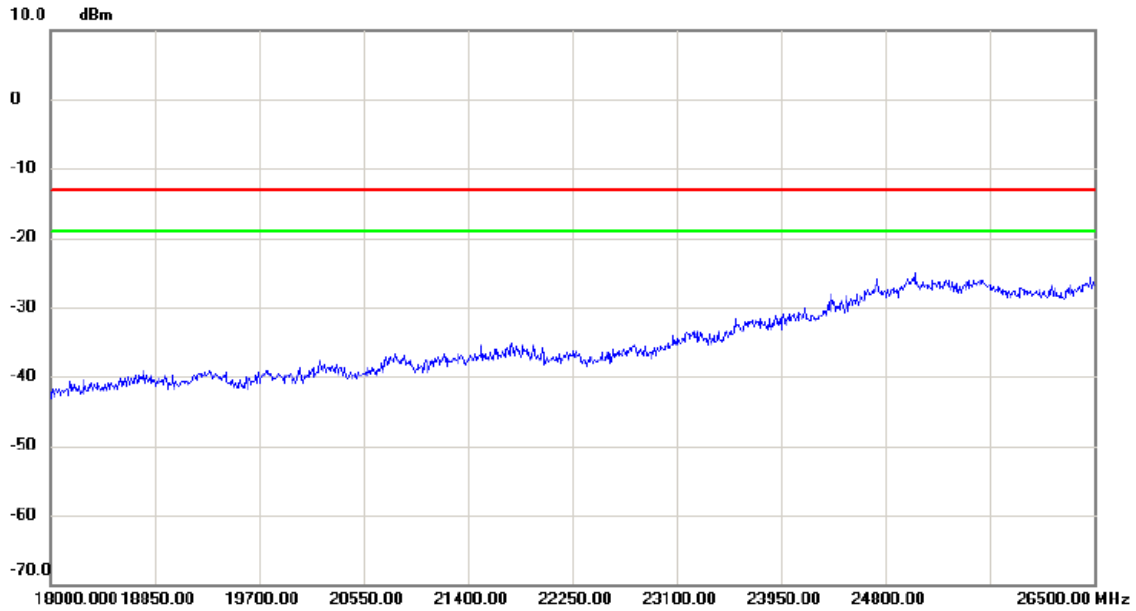
Vertical



No.	Mk.	Freq.	Reading Level	Correct Factor	Measurement	Limit	Margin	Detector	Comment
		MHz	dBm	dB	dBm	dBm	dB		

Test Mode: LTE Band 2_TX CH18900_20M_External Antenna 1dBi

Horizontal



No.	Mk.	Freq.	Reading Level	Correct Factor	Measurement	Limit	Margin	Detector	Comment
		MHz	dBm	dB	dBm	dBm	dB		